

# COVID-19: summary of cases and monitoring

Data through Apr 23, 2021 verified as of Apr 24, 2021 at 09:25 AM

Data in this report are provisional and subject to change.

Cases: people with positive PCR or antigen test result		Cases: people with positive PCR or antigen test result	
Total cases		Risk factors for Florida residents	
Florida residents	2,203,913	Traveled	17,256
Non-Florida residents	2,162,612	Contact with a known case	860,769
	41,301	Traveled and contact with a known case	23,636
Type of testing		Neither	1,260,951
Florida residents	2,162,612	No travel and no contact	259,348
Positive by BPHL/CDC	78,746	Travel is unknown	714,796
Positive by commercial/hospital lab	2,083,866	Contact is unknown	478,682
PCR positive	1,729,449	Contact is pending	454,636
Antigen positive	433,163		
Non-Florida residents	41,301	Travel can be unknown and contact can be unknown or pending for the same case, these numbers will sum to more than the "neither" total.	
Positive by BPHL/CDC	976		
Positive by commercial/hospital lab	40,325		
PCR positive	28,073		
Antigen positive	13,228		
Characteristics			
Florida residents hospitalized	89,380		
Florida resident deaths	34,812		
Non-Florida resident deaths	685		
Hospitalized counts include anyone who was hospitalized at some point during their illness. It does not reflect the number of people currently hospitalized.			
More information on deaths identified through death certificate data is available on the National Center for Health Statistics website at <a href="http://www.cdc.gov/nchs/nvss/vsrr/COVID19/index.htm">www.cdc.gov/nchs/nvss/vsrr/COVID19/index.htm</a> .			

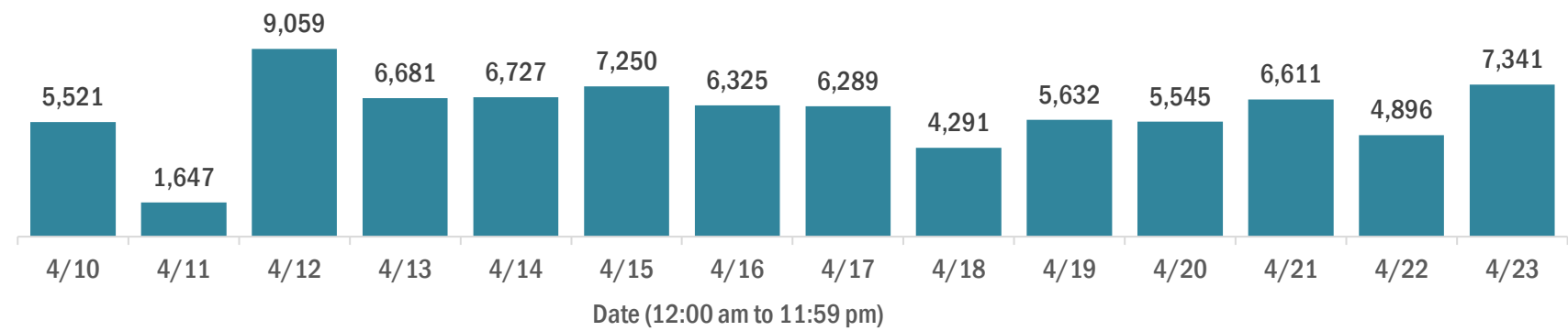
# COVID-19: summary of laboratory testing

Data through Apr 23, 2021 verified as of Apr 24, 2021 at 09:25 AM

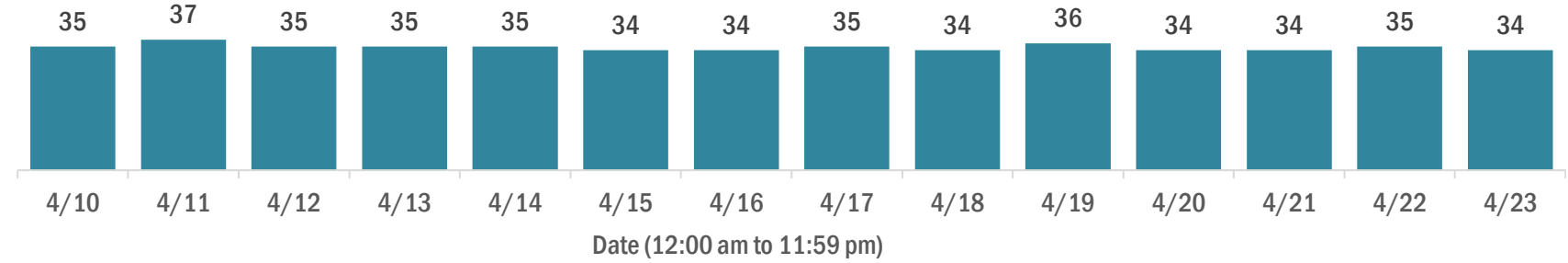
Data in this report are provisional and subject to change.

## Cases in Florida residents per day for the past 2 weeks

Number of cases per day



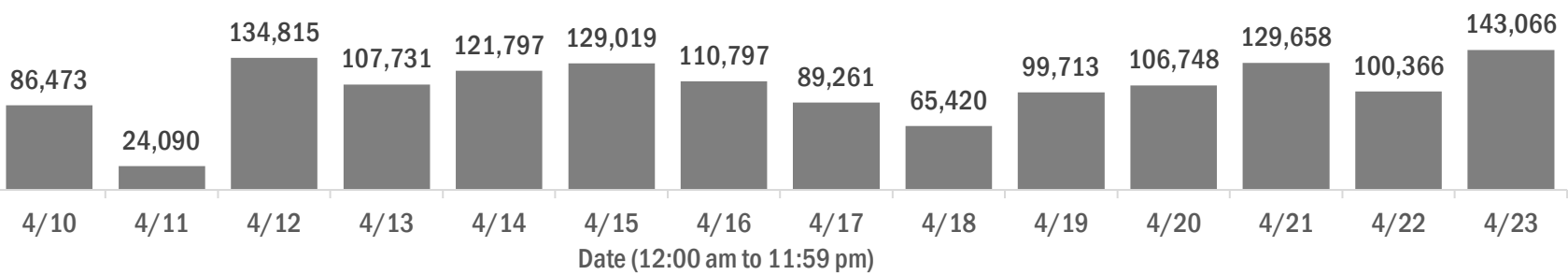
Median age of cases by day



## Laboratory testing for Florida residents over the past 2 weeks

Number of Florida residents tested per day

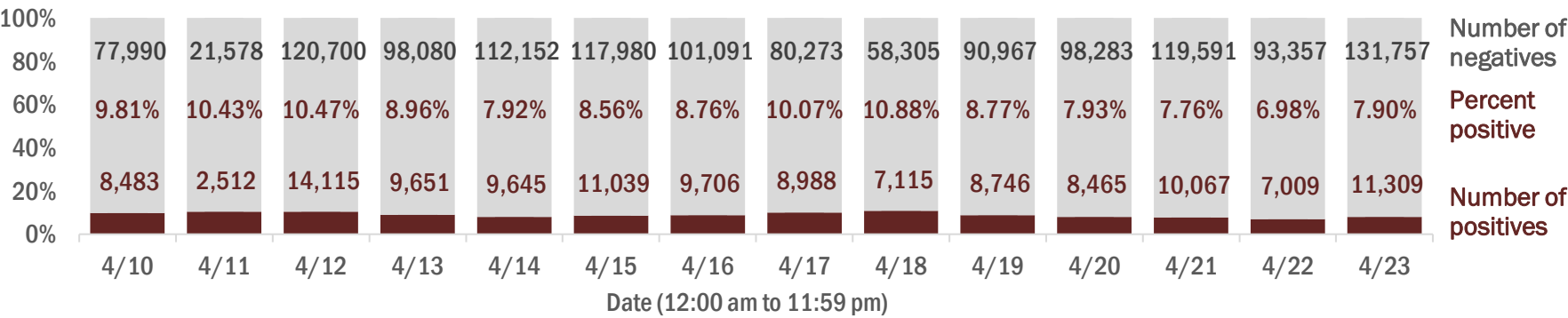
These counts include the number of people for whom the Department received PCR or antigen laboratory results by day. People tested on multiple days will be included for each day a new result was received. A person is only counted once for each day they are tested, regardless of whether multiple specimens are tested or multiple results are received.



Number and percent of Florida residents with positive test results

The percent of positive results ranged from 6.98% to 10.88% over the past 2 weeks and was 7.90% yesterday.

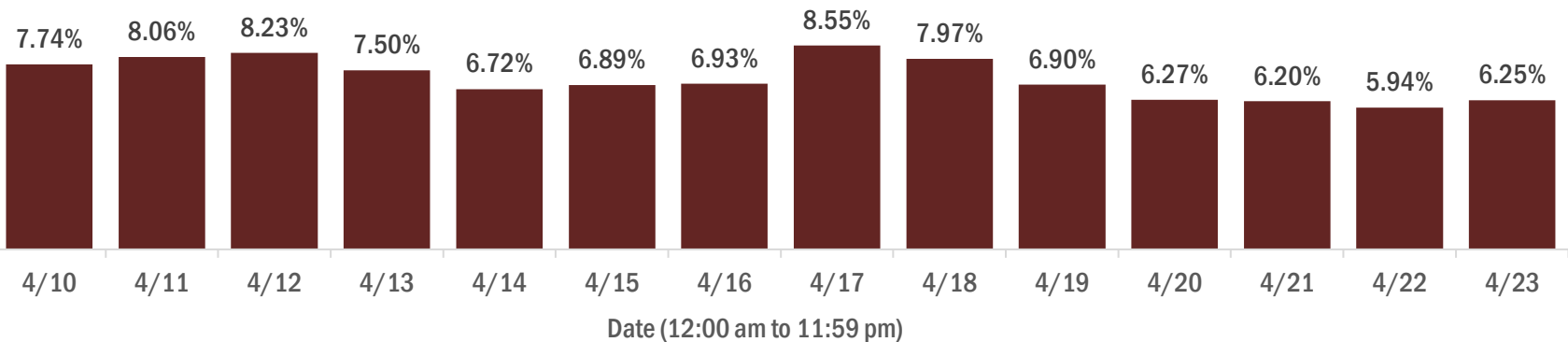
These counts include the number of people for whom the Department received PCR or antigen laboratory results by day. People tested on multiple days will be included for each day a new result was received. A person is only counted once for each day they are tested, regardless of whether multiple specimens are tested or multiple results are received. If a person has a positive specimen and a negative specimen in the same day, only the positive result is counted.



Percent positivity for new cases in Florida residents

The percent of positive results ranged from 5.94% to 8.55% over the past 2 weeks and was 6.25% yesterday.

This percent is the number of people who test PCR- or antigen-positive for the first time divided by all the people tested that day, excluding people who have previously tested positive.



# COVID-19: characteristics of 2,162,612 Florida resident cases

Data through Apr 23, 2021 verified as of Apr 24, 2021 at 09:25 AM

Data in this report are provisional and subject to change.

Age group	Cases		Hospitalizations		Deaths	
0-4 years	45,486	2%	605	1%	1	0%
5-14 years	141,865	7%	597	1%	5	0%
15-24 years	337,129	16%	2,256	3%	46	0%
25-34 years	379,278	18%	4,391	5%	198	1%
35-44 years	337,214	16%	6,577	7%	542	2%
45-54 years	328,751	15%	10,200	11%	1,366	4%
55-64 years	282,070	13%	15,345	17%	3,836	11%
65-74 years	171,361	8%	18,579	21%	7,426	21%
75-84 years	94,117	4%	18,505	21%	10,527	30%
85+ years	43,813	2%	12,316	14%	10,865	31%
Unknown	1,528	0%	9	0%	0	0%
Total	2,162,612		89,380		34,812	

Gender	Cases	
Female	1,130,492	52%
Male	1,013,549	47%
Unknown	18,571	1%
Total	2,162,612	

Ethnicity	Cases		Hospitalizations		Deaths	
Hispanic	701,496	32%	22,790	25%	8,164	23%
Non-Hispanic	1,055,193	49%	62,476	70%	24,436	70%
Unknown	405,923	19%	4,114	5%	2,212	6%
Total	2,162,612		89,380		34,812	

Race and ethnicity	Cases		Hospitalizations		Deaths	
White	1,231,211	57%	58,712	66%	25,525	73%
Hispanic	467,390	22%	16,340	18%	6,546	19%
Non-Hispanic	674,643	31%	40,643	45%	17,866	51%
Unknown	89,178	4%	1,729	2%	1,113	3%
Black	284,795	13%	18,555	21%	5,599	16%
Hispanic	17,023	1%	794	1%	237	1%
Non-Hispanic	245,798	11%	17,394	19%	5,182	15%
Unknown	21,974	1%	367	0%	180	1%
Other race	335,305	16%	9,786	11%	2,719	8%
Hispanic	168,286	8%	5,173	6%	1,209	3%
Non-Hispanic	115,026	5%	4,164	5%	1,281	4%
Unknown	51,993	2%	449	1%	229	1%
Unknown race	311,301	14%	2,327	3%	969	3%
Hispanic	48,797	2%	483	1%	172	0%
Non-Hispanic	19,726	1%	275	0%	107	0%
Unknown	242,778	11%	1,569	2%	690	2%
Total	2,162,612		89,380		34,812	

**Hospitalization** counts include anyone who was hospitalized at some point during their illness. It does not reflect the number of people currently hospitalized. **Other race** includes any person with a race of American Indian/Alaskan native, Asian, native Hawaiian/Pacific Islander, or other.

# COVID-19: deaths in Florida residents and staff of long-term care facilities

Data through Apr 23, 2021 verified as of Apr 24, 2021 at 09:25 AM

Data in this report are provisional and subject to change.

For current cases in residents or staff of long-term care facilities, please visit: <https://floridahealthcovid19.gov/>

CountyDeaths				CountyDeaths				CountyDeaths			
Palm Beach	1066		9%	Okaloosa	164		1%	Madison	20		0%
Dade	1012		9%	Hernando	159		1%	Flagler	19		0%
Pinellas	896		8%	Osceola	143		1%	Calhoun	18		0%
Broward	684		6%	Charlotte	135		1%	Gulf	17		0%
Hillsborough	579		5%	Indian River	122		1%	Wakulla	16		0%
Duval	440		4%	Clay	121		1%	Bradford	14		0%
Polk	432		4%	Leon	100		1%	Washington	13		0%
Brevard	406		4%	Highlands	92		1%	Baker	12		0%
Orange	402		4%	Bay	91		1%	Holmes	12		0%
Sarasota	399		4%	Jackson	87		1%	Jefferson	12		0%
Lee	345		3%	St. Johns	86		1%	Gadsden	10		0%
Marion	330		3%	Santa Rosa	82		1%	Franklin	9		0%
Volusia	298		3%	Alachua	80		1%	Lafayette	8		0%
Escambia	281		3%	Suwannee	60		1%	Levy	7		0%
St. Lucie	246		2%	Columbia	51		0%	Desoto	6		0%
Seminole	231		2%	Sumter	44		0%	Dixie	5		0%
Lake	227		2%	Putnam	42		0%	Monroe	5		0%
Pasco	225		2%	Nassau	34		0%	Taylor	3		0%
Manatee	193		2%	Walton	30		0%	Hardee	2		0%
Collier	192		2%	Hendry	29		0%	Hamilton	1		0%
Citrus	177		2%	Okeechobee	24		0%	Liberty	1		0%
Martin	171		2%	Gilchrist	21		0%	Total	11,239		

**Note:** cases are summarized by the county of usual residence. Residents and staff may be cases associated with facilities that are not in their county of usual residence, resulting in cases being included below for counties that do not have facilities with known cases.

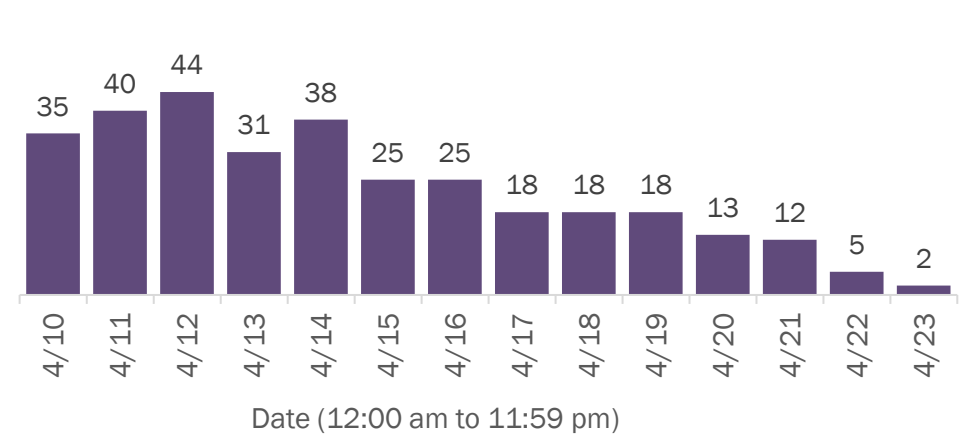
# COVID-19: cases in Florida residents who have died

Data through Apr 23, 2021 verified as of Apr 24, 2021 at 09:25 AM

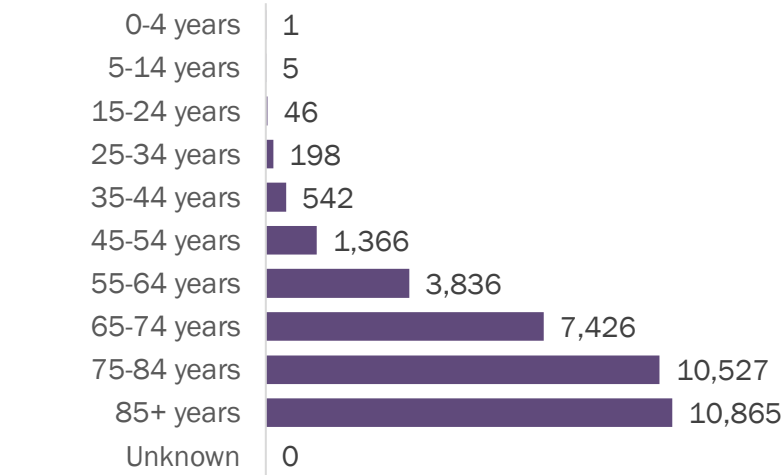
Data in this report are provisional and subject to change.

Demographics for all identified COVID-19 deaths: 34,812

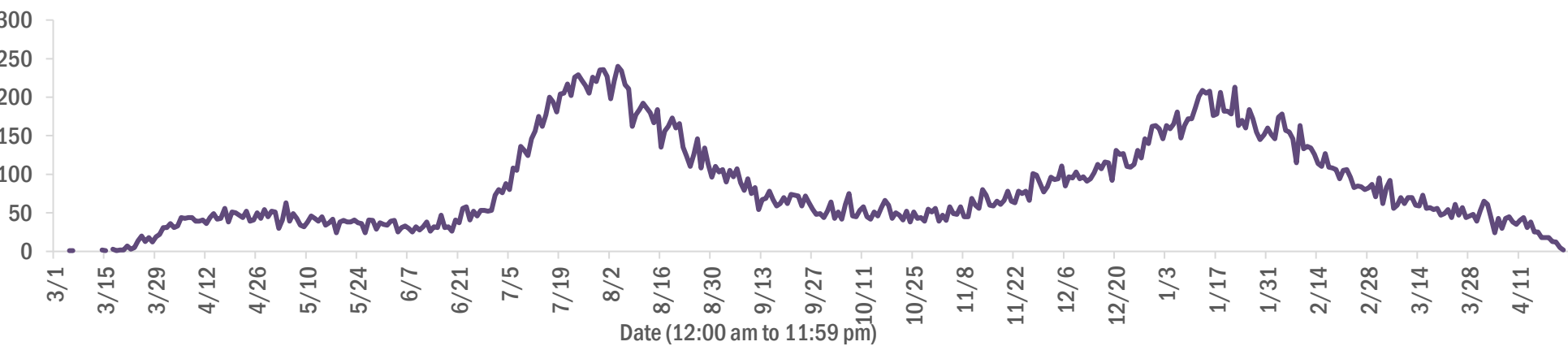
Deaths by date of death for the past 2 weeks



Deaths by age group



Deaths by date of death since March 2020



Age group	Deaths	Cases	Case fatality rate	Mortality rate per 100,000 population
0-4 years	1	45,486	0.0%	0.1
5-14 years	5	141,865	0.0%	0.2
15-24 years	46	337,129	0.0%	1.8
25-34 years	198	379,278	0.1%	7.0
35-44 years	542	337,214	0.2%	20.8
45-54 years	1,366	328,751	0.4%	49.0
55-64 years	3,836	282,070	1.4%	132.6
65-74 years	7,426	171,361	4.3%	306.0
75-84 years	10,527	94,117	11.2%	749.7
85+ years	10,865	43,813	24.8%	1881.3
Unknown	0	1,528	0.0%	
Total	34,812	2,162,612	1.6%	161.2

Gender	Deaths	Cases	Case fatality rate	Mortality rate per 100,000 population
Female	15,274	1,130,492	1.4%	138.3
Male	19,538	1,013,549	1.9%	185.0
Unknown	0	18,571	0.0%	
Total	34,812	2,162,612	1.6%	161.2

Race	Deaths	Cases	Case fatality rate	Mortality rate per 100,000 population
White	25,525	1,231,211	2.1%	152.9
Other	2,719	335,305	0.8%	218.5
Black	5,599	284,795	2.0%	153.1
Unknown	969	311,301	0.3%	
Total	34,812	2,162,612	1.6%	161.2

Ethnicity	Deaths	Cases	Case fatality rate	Mortality rate per 100,000 population
Hispanic	8,164	701,496	1.2%	143.8
Non-Hispanic	24,436	1,055,193	2.3%	153.5
Unknown	2,212	405,923	0.5%	
Total	34,812	2,162,612	1.6%	161.2

# COVID-19: characteristics of 2,162,612 cases

Data through Apr 23, 2021 verified as of Apr 24, 2021 at 09:25 AM

Data in this report are provisional and subject to change.

Tables below include cases in Florida residents and non-Florida residents.

All 67 Florida counties have cases:

County	FL resident cases		Non-FL resident cases	Total cases	FL resident deaths	FL death rate
Dade	471,577	<div></div> 22%	6,205	477,782	6,097	1.3%
Broward	229,812	<div></div> 11%	2,786	232,598	2,860	1.2%
Palm Beach	138,710	<div></div> 6%	2,540	141,250	2,742	2.0%
Orange	132,098	<div></div> 6%	2,071	134,169	1,231	0.9%
Hillsborough	131,699	<div></div> 6%	1,137	132,836	1,679	1.3%
Duval	94,761	<div></div> 4%	1,579	96,340	1,370	1.4%
Pinellas	75,913	<div></div> 4%	1,900	77,813	1,592	2.1%
Lee	65,654	<div></div> 3%	2,266	67,920	954	1.5%
Polk	65,839	<div></div> 3%	473	66,312	1,295	2.0%
Osceola	42,476	<div></div> 2%	767	43,243	496	1.2%
Volusia	41,367	<div></div> 2%	747	42,114	780	1.9%
Brevard	39,481	<div></div> 2%	705	40,186	852	2.2%
Pasco	39,648	<div></div> 2%	342	39,990	735	1.9%
Manatee	36,689	<div></div> 2%	864	37,553	655	1.8%
Escambia	32,037	<div></div> 1%	3,667	35,704	675	2.1%
Collier	33,498	<div></div> 2%	1,323	34,821	516	1.5%
Seminole	32,854	<div></div> 2%	248	33,102	480	1.5%
Sarasota	30,424	<div></div> 1%	1,547	31,971	807	2.7%
Leon	30,322	<div></div> 1%	910	31,232	311	1.0%
Marion	30,239	<div></div> 1%	158	30,397	948	3.1%
Lake	28,315	<div></div> 1%	499	28,814	622	2.2%
St. Lucie	25,460	<div></div> 1%	189	25,649	621	2.4%
Alachua	24,146	<div></div> 1%	295	24,441	271	1.1%
St. Johns	21,897	<div></div> 1%	307	22,204	207	0.9%
Okaloosa	20,060	<div></div> 1%	225	20,285	359	1.8%
Bay	19,097	<div></div> 1%	779	19,876	382	2.0%
Clay	18,177	<div></div> 1%	52	18,229	336	1.8%
Santa Rosa	17,823	<div></div> 1%	247	18,070	284	1.6%
Hernando	13,383	<div></div> 1%	104	13,487	459	3.4%
Charlotte	12,325	<div></div> 1%	211	12,536	409	3.3%
Indian River	12,199	<div></div> 1%	110	12,309	293	2.4%
Martin	11,836	<div></div> 1%	231	12,067	313	2.6%
Citrus	10,760	<div></div> 0%	97	10,857	438	4.1%
Sumter	9,090	<div></div> 0%	106	9,196	273	3.0%
Highlands	8,217	<div></div> 0%	92	8,309	342	4.2%

County	FL resident cases		Non-FL resident cases	Total cases	FL resident deaths	FL death rate
Nassau	7,784	<div></div> 0%	439	8,223	124	1.6%
Columbia	8,008	<div></div> 0%	44	8,052	165	2.1%
Walton	6,834	<div></div> 0%	852	7,686	87	1.3%
Flagler	7,033	<div></div> 0%	97	7,130	112	1.6%
Monroe	6,424	<div></div> 0%	393	6,817	49	0.8%
Putnam	6,338	<div></div> 0%	21	6,359	141	2.2%
Jackson	6,076	<div></div> 0%	67	6,143	156	2.6%
Gadsden	5,598	<div></div> 0%	17	5,615	93	1.7%
Suwannee	5,275	<div></div> 0%	29	5,304	137	2.6%
Hendry	4,623	<div></div> 0%	17	4,640	80	1.7%
Desoto	4,233	<div></div> 0%	27	4,260	91	2.1%
Okeechobee	3,883	<div></div> 0%	53	3,936	88	2.3%
Unknown	308	<div></div> 0%	3,198	3,506	0	0.0%
Baker	3,443	<div></div> 0%	18	3,461	60	1.7%
Wakulla	3,367	<div></div> 0%	14	3,381	54	1.6%
Levy	3,354	<div></div> 0%	8	3,362	50	1.5%
Hardee	3,048	<div></div> 0%	15	3,063	42	1.4%
Bradford	2,962	<div></div> 0%	13	2,975	56	1.9%
Taylor	2,704	<div></div> 0%	5	2,709	45	1.7%
Washington	2,687	<div></div> 0%	21	2,708	51	1.9%
Holmes	2,200	<div></div> 0%	33	2,233	49	2.2%
Madison	2,021	<div></div> 0%	26	2,047	44	2.2%
Gulf	1,923	<div></div> 0%	23	1,946	43	2.2%
Union	1,806	<div></div> 0%	1	1,807	71	3.9%
Calhoun	1,683	<div></div> 0%	3	1,686	43	2.6%
Hamilton	1,600	<div></div> 0%	20	1,620	25	1.6%
Lafayette	1,613	<div></div> 0%	0	1,613	26	1.6%
Gilchrist	1,584	<div></div> 0%	5	1,589	43	2.7%
Dixie	1,583	<div></div> 0%	3	1,586	24	1.5%
Jefferson	1,451	<div></div> 0%	22	1,473	27	1.9%
Franklin	1,276	<div></div> 0%	33	1,309	17	1.3%
Liberty	1,064	<div></div> 0%	1	1,065	16	1.5%
Glades	943	<div></div> 0%	4	947	19	2.0%
Total	2,162,612		41,301	2,203,913	34,812	1.6%



# COVID-19: characteristics of 2,162,612 Florida resident cases

Data through Apr 23, 2021 verified as of Apr 24, 2021 at 09:25 AM

Data in this report are provisional and subject to change.

The table below includes the cities and counties of residence for cases in Florida residents based on the patient's ZIP Code. Note that city is not always received as part of the initial notification and may be missing while the case is being investigated.

City and county	Cases
Miami, Dade	273,480
Orlando, Orange	97,929
Jacksonville, Duval	89,084
Tampa, Hillsborough	76,612
Hialeah, Dade	65,957
Fort Lauderdale, Broward	48,800
Hollywood, Broward	43,618
West Palm Beach, Palm Beach	33,809
Kissimmee, Osceola	32,676
Tallahassee, Leon	29,290
Homestead, Dade	28,895
Naples, Collier	28,318
Saint Petersburg, Pinellas	27,722
Pensacola, Escambia	26,706
Fort Myers, Lee	25,393
Bradenton, Manatee	23,884
Boca Raton, Palm Beach	23,785
Lakeland, Polk	22,772
Ocala, Marion	22,216
Pompano Beach, Broward	21,664
Gainesville, Alachua	19,211
Sarasota, Sarasota	18,816
Port Saint Lucie, St. Lucie	16,953
Cape Coral, Lee	16,845
Lake Worth, Palm Beach	16,665
Miami Beach, Dade	15,614
Miramar, Broward	14,939
Clearwater, Pinellas	14,891
Coral Springs, Broward	13,611
Boynton Beach, Palm Beach	13,462
Doral, Dade	13,369
Miami Gardens, Dade	12,676
Panama City, Bay	12,111
Saint Augustine, St. Johns	11,739
Melbourne, Brevard	11,290
Winter Haven, Polk	11,068
Lehigh Acres, Lee	10,723
Delray Beach, Palm Beach	10,361
Davie, Broward	10,269
Riverview, Hillsborough	10,172
Vero Beach, Indian River	9,390
Palm Bay, Brevard	9,245
New Port Richey, Pasco	9,168
Sunrise, Broward	9,012
Milton, Santa Rosa	8,617
Saint Cloud, Osceola	8,507
Fort Pierce, St. Lucie	8,333
Coral Gables, Dade	8,275
Largo, Pinellas	8,273
Daytona Beach, Volusia	8,254
Apopka, Orange	8,110
Plantation, Broward	8,096
Spring Hill, Hernando	8,039
North Miami Beach, Dade	7,896
Davenport, Polk	7,780
Clermont, Lake	7,705
Brandon, Hillsborough	7,636
Sanford, Seminole	7,386
Orange Park, Clay	7,377

# COVID-19: characteristics of 2,162,612 Florida resident cases

Data through Apr 23, 2021 verified as of Apr 24, 2021 at 09:25 AM

Data in this report are provisional and subject to change.

The table below includes the cities and counties of residence for cases in Florida residents based on the patient's ZIP Code. Note that city is not always received as part of the initial notification and may be missing while the case is being investigated.

City and county	Cases
Lake City, Columbia	7,280
Deltona, Volusia	7,267
Weston, Broward	7,204
Jupiter, Palm Beach	7,157
Plant City, Hillsborough	7,077
Deerfield Beach, Broward	6,719
Winter Garden, Orange	6,478
Tamarac, Broward	6,194
Port Charlotte, Charlotte	6,025
Palm Coast, Flagler	5,923
Wesley Chapel, Pasco	5,877
Coconut Creek, Broward	5,806
Margate, Broward	5,658
Stuart, Martin	5,613
Land O Lakes, Pasco	5,558
Palm Beach Gardens, Palm Beach	5,542
Fort Walton Beach, Okaloosa	5,539
Deland, Volusia	5,455
Oviedo, Seminole	5,365
Crestview, Okaloosa	5,347
Wellington, Palm Beach	5,346
Winter Park, Orange	5,344
Palm Harbor, Pinellas	5,335
Palmetto, Manatee	5,247
Altamonte Springs, Seminole	4,965
Lutz, Hillsborough	4,946
Port Orange, Volusia	4,882
Opa Locka, Dade	4,741
Valrico, Hillsborough	4,690
Miami Lakes, Dade	4,669
Haines City, Polk	4,644
North Port, Sarasota	4,608
Brooksville, Hernando	4,584
Venice, Sarasota	4,558
Middleburg, Clay	4,530
Pembroke Pines, Broward	4,517
Hallandale, Broward	4,509
Sebring, Highlands	4,453
Punta Gorda, Charlotte	4,430
Leesburg, Lake	4,329
Ocoee, Orange	4,314
The Villages, Sumter	4,232
Seminole, Pinellas	4,160
Zephyrhills, Pasco	4,151
Saint Johns, St. Johns	4,143
Ormond Beach, Volusia	4,136
Arcadia, Desoto	4,122
Live Oak, Suwannee	4,086
Bonita Springs, Lee	4,063
Pinellas Park, Pinellas	3,951
Okeechobee, Okeechobee	3,869
Longwood, Seminole	3,825
North Lauderdale, Broward	3,794
Windermere, Orange	3,774
North Miami, Dade	3,764
Navarre, Santa Rosa	3,730
Ruskin, Hillsborough	3,712
Immokalee, Collier	3,690
Cocoa, Brevard	3,666



# COVID-19: characteristics of 2,162,612 Florida resident cases

Data through Apr 23, 2021 verified as of Apr 24, 2021 at 09:25 AM

Data in this report are provisional and subject to change.

The table below includes the cities and counties of residence for cases in Florida residents based on the patient's ZIP Code. Note that city is not always received as part of the initial notification and may be missing while the case is being investigated.

City and county	Cases
Casselberry, Seminole	3,435
Niceville, Okaloosa	3,342
Gulf Breeze, Santa Rosa	3,334
Port Richey, Pasco	3,279
Hudson, Pasco	3,253
Titusville, Brevard	3,248
Lake Worth Beach, Palm Beach	3,245
Cantonment, Escambia	3,204
Key West, Monroe	3,185
Panama City Beach, Bay	3,157
Dade City, Pasco	3,117
Jacksonville Beach, Duval	3,096
Winter Springs, Seminole	3,094
North Fort Myers, Lee	3,084
Oakland Park, Broward	3,057
Bartow, Polk	3,045
Aventura, Dade	3,036
Crawfordville, Wakulla	3,025
Lake Mary, Seminole	3,006
New Smyrna Beach, Volusia	2,974
Quincy, Gadsden	2,973
Kissimmee, Polk	2,932
Palatka, Putnam	2,922
Auburndale, Polk	2,901
Lake Wales, Polk	2,841
Green Cove Springs, Clay	2,829
Merritt Island, Brevard	2,815
Fernandina Beach, Nassau	2,790
Tarpon Springs, Pinellas	2,763
Cutler Ridge, Dade	2,758
Ponte Vedra Beach, St. Johns	2,726
Parkland, Broward	2,691
Inverness, Citrus	2,583
Perry, Taylor	2,535
Belle Glade, Palm Beach	2,525
Loxahatchee, Palm Beach	2,517
Cooper City, Broward	2,516
Eustis, Lake	2,514
Lynn Haven, Bay	2,511
Wimauma, Hillsborough	2,510
Holiday, Pasco	2,469
Royal Palm Beach, Palm Beach	2,446
Dunedin, Pinellas	2,434
Estero, Lee	2,430
Marianna, Jackson	2,424
Clewiston, Hendry	2,399
Santa Rosa Beach, Walton	2,396
Fleming Island, Clay	2,386
Key Biscayne, Dade	2,338
Sarasota, Manatee	2,338
Parrish, Manatee	2,277
Rockledge, Brevard	2,231
Odessa, Hillsborough	2,226
Riviera Beach, Palm Beach	2,191
Defuniak Springs, Walton	2,151
Seffner, Hillsborough	2,133
Palm City, Martin	2,123
Mount Dora, Lake	2,116
Mulberry, Polk	2,093

# COVID-19: characteristics of 2,162,612 Florida resident cases

Data through Apr 23, 2021 verified as of Apr 24, 2021 at 09:25 AM

Data in this report are provisional and subject to change.

The table below includes the cities and counties of residence for cases in Florida residents based on the patient's ZIP Code. Note that city is not always received as part of the initial notification and may be missing while the case is being investigated.

City and county	Cases
Chipley, Washington	2,087
Avon Park, Highlands	2,081
Labelle, Hendry	2,074
Destin, Okaloosa	2,059
Tavares, Lake	2,007
Starke, Bradford	2,003
Groveland, Lake	1,966
Lithia, Hillsborough	1,952
Pinecrest, Dade	1,914
Orange City, Volusia	1,906
Summerfield, Marion	1,896
Maitland, Orange	1,878
Yulee, Nassau	1,855
Wauchula, Hardee	1,811
Palmetto Bay, Dade	1,772
Sebastian, Indian River	1,752
Dania, Broward	1,687
Macclenny, Baker	1,687
Lady Lake, Lake	1,682
Homosassa, Citrus	1,670
Callahan, Nassau	1,669
Missing, Dade	1,645
Ponte Vedra, St. Johns	1,638
Carol City, Dade	1,619
Edgewater, Volusia	1,606
Crystal River, Citrus	1,605
Mayo, Lafayette	1,582
Coconut Grove, Dade	1,575
Bonifay, Holmes	1,571
Oldsmar, Pinellas	1,565
Gibsonton, Hillsborough	1,563
Lake Placid, Highlands	1,542
Dover, Hillsborough	1,517
Hobe Sound, Martin	1,512
Apollo Beach, Hillsborough	1,511
Florida City, Dade	1,493
Crossings, Dade	1,490
Debary, Volusia	1,477
Pace, Santa Rosa	1,464
Palm Springs, Palm Beach	1,451
Sun City Center, Hillsborough	1,440
Atlantic Beach, Duval	1,407
Dunnellon, Marion	1,404
Lake Butler, Union	1,397
Bellevue, Marion	1,346
Madison, Madison	1,343
Biscayne Park, Dade	1,331
Monticello, Jefferson	1,329
North Palm Beach, Palm Beach	1,323
Lantana, Palm Beach	1,322
Alachua, Alachua	1,308
Indiantown, Martin	1,269
Safety Harbor, Pinellas	1,253
South Miami, Dade	1,243
Graceville, Jackson	1,240
Williston, Levy	1,226
Ellenton, Manatee	1,210
Jensen Beach, Martin	1,191
Lecanto, Citrus	1,182

# COVID-19: characteristics of 2,162,612 Florida resident cases

Data through Apr 23, 2021 verified as of Apr 24, 2021 at 09:25 AM

Data in this report are provisional and subject to change.

The table below includes the cities and counties of residence for cases in Florida residents based on the patient's ZIP Code. Note that city is not always received as part of the initial notification and may be missing while the case is being investigated.

City and county	Cases
Newberry, Alachua	1,176
Century, Escambia	1,175
Lauderhill, Broward	1,171
Satellite Beach, Brevard	1,169
Beverly Hills, Citrus	1,131
Havana, Gadsden	1,113
Englewood, Charlotte	1,111
El Portal, Dade	1,111
Hilliard, Nassau	1,101
Freeport, Walton	1,094
Trenton, Gilchrist	1,087
Wildwood, Sumter	1,070
Wilton Manors, Broward	1,067
Nokomis, Sarasota	1,056
Blountstown, Calhoun	1,048
Jasper, Hamilton	1,038
Key Largo, Monroe	1,031
Bushnell, Sumter	1,013
Frostproof, Polk	1,004
Keystone Heights, Clay	998
Wewahitchka, Gulf	992
Hernando, Citrus	990
Lauderdale Lakes, Broward	979
Medley, Dade	975
Polk City, Polk	968
Sanderson, Baker	956
Mary Esther, Okaloosa	951
Dunnellon, Citrus	945
Fellsmere, Indian River	943
Fisher Island, Dade	923
Shalimar, Okaloosa	921
Everglades National Park, Dade	910
Port Saint Joe, Gulf	900
Moore Haven, Glades	881
Minneola, Lake	880
Marco Island, Collier	879
Cocoa Beach, Brevard	869
Chiefland, Levy	866
Spring Hill, Pasco	862
Coleman, Sumter	851
High Springs, Alachua	840
Pahokee, Palm Beach	838
Trinity, Pasco	837
South Bay, Palm Beach	830
Sorrento, Lake	826
Bristol, Liberty	823
Cross City, Dixie	821
Fort Meade, Polk	821
Thonotosassa, Hillsborough	820
Fruitland Park, Lake	815
Englewood, Sarasota	813
Indialantic, Brevard	798
Glen Saint Mary, Baker	794
Marathon, Monroe	774
Southwest Ranches, Broward	768
Crescent City, Putnam	762
Interlachen, Putnam	749
Miramar Beach, Walton	746
Umatilla, Lake	743

# COVID-19: characteristics of 2,162,612 Florida resident cases

Data through Apr 23, 2021 verified as of Apr 24, 2021 at 09:25 AM

Data in this report are provisional and subject to change.

The table below includes the cities and counties of residence for cases in Florida residents based on the patient's ZIP Code. Note that city is not always received as part of the initial notification and may be missing while the case is being investigated.

City and county	Cases
Chattahoochee, Gadsden	728
Fort Myers Beach, Lee	725
West Melbourne, Brevard	720
Lake Alfred, Polk	715
Olympia Heights, Dade	704
Old Town, Dixie	703
Uleta, Dade	701
Bowling Green, Hardee	693
Jacksonville, St. Johns	688
Weeki Wachee, Hernando	687
Lawtey, Bradford	679
Coral, Dade	678
South Daytona, Volusia	668
Silver Springs, Marion	667
Fort White, Columbia	663
Neptune Beach, Duval	662
Surfside, Dade	640
Palm Beach, Palm Beach	637
Belle Isle, Orange	626
Baker, Okaloosa	613
Bronson, Levy	610
Gulfport, Pinellas	606
Clearwater Beach, Pinellas	602
Bunnell, Flagler	593
Mascotte, Lake	580
Rotunda West, Charlotte	566
Sneads, Jackson	563
Jay, Santa Rosa	550
Mims, Brevard	538
Hawthorne, Alachua	538
Myakka City, Manatee	533
Oxford, Sumter	533
Carrabelle, Franklin	525
Cape Canaveral, Brevard	522
Oakland, Orange	520
Tavernier, Monroe	516
Melbourne Beach, Brevard	507
Cottondale, Jackson	500
Sweetwater, Dade	500
Citra, Marion	499
Ocklawaha, Marion	499
Alva, Lee	498
Dundee, Polk	498
Indian Harbour Beach, Brevard	495
Missing, Volusia	494
Molino, Escambia	490
Bal Harbour, Dade	487
Flagler Beach, Flagler	486
Zolfo Springs, Hardee	486
Midway, Gadsden	484
Florida State University, Leon	484
Celebration, Osceola	475
East Palatka, Putnam	469
Youngstown, Bay	468
Webster, Sumter	460
Bell, Gilchrist	456
Altha, Calhoun	448
Branford, Suwannee	437
Apalachicola, Franklin	424

# COVID-19: characteristics of 2,162,612 Florida resident cases

Data through Apr 23, 2021 verified as of Apr 24, 2021 at 09:25 AM

Data in this report are provisional and subject to change.

The table below includes the cities and counties of residence for cases in Florida residents based on the patient's ZIP Code. Note that city is not always received as part of the initial notification and may be missing while the case is being investigated.

City and county	Cases
De Leon Springs, Volusia	422
Haverhill, Palm Beach	417
Archer, Alachua	413
West Miami, Dade	411
Missing, Orange	410
Eagle Lake, Polk	407
Osprey, Sarasota	405
Floral City, Citrus	400
Chuluota, Seminole	399
Centerville, Leon	395
Tequesta, Palm Beach	394
Holly Hill, Volusia	382
Hastings, St. Johns	381
Lake Park, Palm Beach	380
Ave Maria, Collier	377
Raiford, Union	374
Grand Ridge, Jackson	371
Pierson, Volusia	366
Grand Island, Lake	362
Montverde, Lake	350
Indian Rocks Beach, Pinellas	339
Gotha, Orange	336
Malabar, Brevard	333
Greenville, Madison	332
Satsuma, Putnam	331
Alafaya, Orange	329
Vernon, Washington	328
Kenneth City, Pinellas	326
Bryceville, Nassau	324
Jennings, Hamilton	318
Malone, Jackson	318
Elkton, St. Johns	316
Sebastian, Brevard	316
Lake Panasoffkee, Sumter	313
Fort Mccoy, Marion	311
Hallandale Beach, Broward	310
Eastpoint, Franklin	308
Reddick, Marion	307
Laurel Hill, Okaloosa	306
Melrose, Putnam	303
Belleair, Pinellas	298
Westville, Holmes	297
Valparaiso, Okaloosa	294
San Antonio, Pasco	294
Winter Park, Seminole	293
Lehigh, Lee	292
Geneva, Seminole	292
Anthony, Marion	291
Greenacres, Palm Beach	290
Morriston, Levy	288
O Brien, Suwannee	286
Greenwood, Jackson	282
Ponce De Leon, Holmes	275
Fern Park, Seminole	267
South Pasadena, Pinellas	266
Kindred, Osceola	260
Inlet Beach, Walton	259
Eglin Air Force Base, Okaloosa	252
Sanibel, Lee	249

# COVID-19: characteristics of 2,162,612 Florida resident cases

Data through Apr 23, 2021 verified as of Apr 24, 2021 at 09:25 AM

Data in this report are provisional and subject to change.

The table below includes the cities and counties of residence for cases in Florida residents based on the patient's ZIP Code. Note that city is not always received as part of the initial notification and may be missing while the case is being investigated.

City and county	Cases
Weirsdale, Marion	247
Fountain, Bay	245
University Of Central Fl, Orange	245
Edgewood, Orange	244
White Springs, Hamilton	242
Longboat Key, Manatee	242
Islamorada, Monroe	239
Lee, Madison	237
Saint James City, Lee	235
Southport, Bay	234
Gretna, Gadsden	231
Poinciana, Polk	230
Hosford, Liberty	226
Wellborn, Suwannee	222
Astatula, Lake	222
Lakewood Ranch, Manatee	221
Madeira Beach, Pinellas	220
Cutler Bay, Dade	220
Juno Beach, Palm Beach	217
Holt, Okaloosa	217
Mcdavid, Escambia	212
Howey-In-The-Hills, Lake	209
Holmes Beach, Manatee	206
Micanopy, Alachua	205
Babson Park, Polk	205
Lake Helen, Volusia	204
Bay Harbor Islands, Dade	204
Altoona, Lake	202
Lauderdale By The Sea, Broward	202
Atlantis, Palm Beach	202
Zellwood, Orange	194
Sopchoppy, Wakulla	193
Azalea Park, Orange	192
Mcalpin, Suwannee	192
Center Hill, Sumter	192
Osteen, Volusia	190
Alford, Jackson	188
The Villages, Marion	183
The Villages, Lake	183
Odessa, Pasco	180
Viera, Brevard	180
Hypoluxo, Palm Beach	178
Mangonia Park, Palm Beach	172
Golden Beach, Dade	172
Pomona Park, Putnam	169
Summerland Key, Monroe	169
Bokeelia, Lee	169
University Of Miami, Dade	166
Ponce Inlet, Volusia	166
Missing, Lee	165
Oak Hill, Volusia	164
Grant-Valkaria, Brevard	163
Paisley, Lake	161
Lutz, Pasco	161
Caryville, Washington	161
Sumterville, Sumter	158
Rocky Point, Hillsborough	157
Bay Lake, Orange	157
University Of Fl, Alachua	156



# COVID-19: characteristics of 2,162,612 Florida resident cases

Data through Apr 23, 2021 verified as of Apr 24, 2021 at 09:25 AM

Data in this report are provisional and subject to change.

The table below includes the cities and counties of residence for cases in Florida residents based on the patient's ZIP Code. Note that city is not always received as part of the initial notification and may be missing while the case is being investigated.

City and county	Cases
Lockhart, Orange	156
Citrus Springs, Citrus	149
Big Pine Key, Monroe	149
Hiawassee, Orange	147
Hollister, Putnam	147
San Mateo, Putnam	147
Carrollwood, Hillsborough	145
Lady Lake, Sumter	144
Inglis, Levy	144
Christmas, Orange	141
Clair-Mel City, Hillsborough	139
Cloud Lake, Palm Beach	134
West Park, Broward	134
Baldwin, Duval	132
Lake Hamilton, Polk	132
Clarksville, Calhoun	132
Apopka, Seminole	130
Kendall, Dade	129
Missing, St. Johns	129
Hampton, Bradford	128
Buena Ventura Lakes, Osceola	127
Steinhatchee, Taylor	126
Placida, Charlotte	124
Matlacha, Lee	123
Belleair Beach, Pinellas	123
Missing, Pinellas	122
University Of Central Florida, Orange	122
Harmony, Osceola	118
Lighthouse Point, Broward	118
Tierra Verde, Pinellas	117
Seville, Volusia	117
Missing, Sumter	116
Temple Terrace, Hillsborough	116
Dania Beach, Broward	112
City Of Sunrise, Broward	112
Barry University, Dade	111
Callaway, Bay	111
Saint Leo, Pasco	110
Dinsmore, Duval	110
Astor, Lake	109
Cedar Key, Levy	109
Sunny Isles Beach, Dade	108
Bradenton Beach, Manatee	108
Hurlburt Field, Okaloosa	108
Panacea, Wakulla	107
Princeton, Dade	104
Canal Point, Palm Beach	103
Brooker, Bradford	103
Lamont, Jefferson	103
Fruit Cove, St. Johns	101
Barefoot Bay, Brevard	101
Florahome, Putnam	100
Florida Gulf Coast Univ, Lee	99
South Fort Myers, Lee	98
Tyndall Air Force Base, Bay	98
Kathleen, Polk	97
Waldo, Alachua	97
Bascom, Jackson	96
University Of South Florida, Hillsborough	95

# COVID-19: characteristics of 2,162,612 Florida resident cases

Data through Apr 23, 2021 verified as of Apr 24, 2021 at 09:25 AM

Data in this report are provisional and subject to change.

The table below includes the cities and counties of residence for cases in Florida residents based on the patient's ZIP Code. Note that city is not always received as part of the initial notification and may be missing while the case is being investigated.

City and county	Cases
Lorida, Highlands	93
Crystal Beach, Pinellas	92
Maitland, Seminole	91
Pinetta, Madison	90
Missing, Lake	90
Ocean Ridge, Palm Beach	89
Missing, St. Lucie	87
Saint Pete Beach, Pinellas	86
Fort Denaud, Hendry	86
F M, Lee	85
Missing, Marion	84
Boca Grande, Lee	81
Yalaha, Lake	80
Eatonville, Orange	78
Welaka, Putnam	77
Patrick Air Force Base, Brevard	77
Palma Ceia, Hillsborough	76
North Venice, Sarasota	74
Avon Park, Polk	73
Campbellton, Jackson	72
Cudjoe Key, Monroe	71
Ochopee, Collier	70
Air Mail Facility, Dade	69
Anna Maria, Manatee	69
Missing, Duval	69
Reunion, Osceola	66
Greensboro, Gadsden	66
Miami Springs, Dade	65
Missing, Palm Beach	65
Northdale, Hillsborough	65
Destin, Walton	65
Stock Island, Monroe	64
Missing, Pasco	64
Treasure Island, Pinellas	62
North Redington Beach, Pinellas	61
Felda, Hendry	61
Mexico Beach, Bay	60
Georgetown, Putnam	60
Bonita Beach, Lee	59
Micco, Brevard	58
Orlando, Seminole	58
Duette, Manatee	58
Wekiwa Springs, Seminole	58
Bellview, Escambia	57
Okahumpka, Lake	57
Lake Suzy, Desoto	55
Miromar Lakes, Lee	55
Ona, Hardee	55
University Of Tampa, Hillsborough	54
Walnut Hill, Escambia	54
Heathrow, Seminole	54
Missing, Santa Rosa	54
Singer Island, Palm Beach	54
Enterprise, Volusia	53
Orlando, Dade	52
Highland City, Polk	51
Terra Ceia, Manatee	50
Salt Springs, Marion	50
Aloma, Orange	50

# COVID-19: characteristics of 2,162,612 Florida resident cases

Data through Apr 23, 2021 verified as of Apr 24, 2021 at 09:25 AM

Data in this report are provisional and subject to change.

The table below includes the cities and counties of residence for cases in Florida residents based on the patient's ZIP Code. Note that city is not always received as part of the initial notification and may be missing while the case is being investigated.

City and county	Cases
Green Acres, Palm Beach	50
Town N Country, Hillsborough	50
Palm Beach Shores, Palm Beach	50
Intercession City, Osceola	50
Stetson University, Volusia	48
Cinco Bayou, Okaloosa	47
Eaton Park, Polk	46
Miami, Broward	46
Naranja, Dade	46
Missing, Broward	46
Miami, Unknown	46
Waverly, Polk	46
Ebro, Washington	45
Florida International Univ, Dade	45
Florence Villa, Polk	45
Village Wellington, Palm Beach	45
Kenansville, Osceola	45
Orlando, Osceola	45
Key Colony Beach, Monroe	45
Bayonet Point, Pasco	45
Sewalls Point, Martin	44
Manalapan, Palm Beach	43
Missing, Hillsborough	43
Lacoochee, Pasco	43
Gulf Breeze, Escambia	43
Village Of Wellington, Palm Beach	42
Missing, Seminole	42
North Bay Village, Dade	41
Cortez, Manatee	40
Miami Shores, Dade	40
Saint Johns, Duval	40
Lakeshore, Polk	39
Ridge Manor, Pasco	39
Ponte Vedra, Duval	38
Jupiter, Martin	38
Florida A And M University, Leon	38
Pine Hills, Orange	38
Hialeah Gardens, Dade	38
Orlando, Broward	38
Pasadena, Pinellas	38
Univ Of FI Student Dorms, Alachua	37
Orlando, Volusia	37
Eloise, Polk	37
Bayshore Gardens, Manatee	37
Davenport, Osceola	37
Westlake, Palm Beach	37
Bay Pines, Pinellas	36
Lealman, Pinellas	36
Tice, Lee	36
Highland Beach, Palm Beach	36
Lulu, Columbia	36
Bonaventure, Broward	36
Orlando, Polk	35
Homeland, Polk	35
Siesta Key, Sarasota	34
Flemington, Marion	34
Hallandle Beach, Broward	34
Sugarloaf Key, Monroe	34
Poinciana, Osceola	34

# COVID-19: characteristics of 2,162,612 Florida resident cases

Data through Apr 23, 2021 verified as of Apr 24, 2021 at 09:25 AM

Data in this report are provisional and subject to change.

The table below includes the cities and counties of residence for cases in Florida residents based on the patient's ZIP Code. Note that city is not always received as part of the initial notification and may be missing while the case is being investigated.

City and county	Cases
Venus, Highlands	33
Dowling Park, Suwannee	33
Bradley, Polk	33
Palm Shores, Brevard	33
City Of Westlake, Palm Beach	33
Sydney, Hillsborough	32
Wekiva Springs, Seminole	32
Kinard, Calhoun	32
Bagdad, Santa Rosa	32
Alturas, Polk	31
South Palm Beach, Palm Beach	31
Indian Lake Estates, Polk	31
Nocatee, Desoto	30
Saint Marks, Wakulla	30
Homosassa Springs, Citrus	30
Westchase, Hillsborough	30
Mcintosh, Marion	30
Missing, Manatee	29
Pine Castle, Orange	29
Chokoloskee, Collier	29
Penney Farms, Clay	29
Bonita Springs, Collier	29
Horseshoe Beach, Dixie	28
Archer, Levy	28
Little Torch Key, Monroe	28
Pembroke Park, Broward	28
Orlando, Hillsborough	28
Balm, Hillsborough	27
New Smyrna, Volusia	27
Pensacola Beach, Santa Rosa	27
Palmdale, Glades	27
Florida State, Leon	27
Caryville, Holmes	27
Labelle, Glades	26
Redington Shores, Pinellas	26
Long Key, Monroe	26
Missing, Indian River	26
Tangerine, Orange	26
Fort Lauderdale, Dade	26
Missing, Monroe	25
Tioga, Alachua	25
Earleton, Alachua	25
Orange Lake, Marion	25
Hawthorne, Putnam	25
South Miami Heights, Dade	25
Sparr, Marion	25
Yankeetown, Levy	25
Paxton, Walton	24
Missing, Brevard	24
Missing, Citrus	24
Wabasso, Indian River	24
Boca Raton, Broward	24
Santa Fe, Alachua	24
Union Park, Orange	24
Missing, Escambia	24
Goulds, Dade	24
Loughman, Polk	23
Bostwick, Putnam	23
Crystal Springs, Pasco	23

# COVID-19: characteristics of 2,162,612 Florida resident cases

Data through Apr 23, 2021 verified as of Apr 24, 2021 at 09:25 AM

Data in this report are provisional and subject to change.

The table below includes the cities and counties of residence for cases in Florida residents based on the patient's ZIP Code. Note that city is not always received as part of the initial notification and may be missing while the case is being investigated.

City and county	Cases
Citrus Ridge, Indian River	22
Champions Gate, Polk	22
Florida Dept Of Corrections, Union	22
Plymouth, Orange	22
Wausau, Washington	22
Laud-By-The-Sea, Broward	22
Missing, Okaloosa	22
Kissimmee, Orange	22
La Crosse, Alachua	22
Mango, Hillsborough	22
Florida International University, Dade	22
Branford, Lafayette	22
Sun City, Hillsborough	21
Perdido Key, Escambia	21
Buckingham, Lee	21
Fort Ogden, Desoto	21
Bonifay, Washington	21
Everglades City, Collier	21
Candler, Marion	20
Hollywood, Dade	20
Golden Oak, Orange	20
Parker, Bay	20
Trenton, Levy	20
Ramrod Key, Monroe	20
Jensen Beach, St. Lucie	20
Indian River Shores, Indian River	20
Mexico Beach, Gulf	20
Goodland, Collier	20
Babcock Ranch, Lee	19
High Springs, Gilchrist	19
Maxville, Duval	19
Nalcrest, Polk	19
Lowell, Marion	19
Brooksville, Pasco	19
Missing, Collier	19
Lake Buena Vista, Orange	19
Wildlight, Nassau	19
Orlando, Palm Beach	19
Forest City, Orange	18
Johns Pass Village, Pinellas	18
Belleair Bluffs, Pinellas	18
Lake Como, Putnam	18
Florida State Univ Admin, Leon	18
Lakewood Ranch, Sarasota	18
Tallevast, Manatee	18
Gulf Stream, Palm Beach	18
Nichols, Polk	18
Missing, Martin	17
Webster, Hernando	17
Shady Hills, Pasco	17
Hutchinson Island, St. Lucie	17
Graceville, Holmes	17
West Panama City Beach, Bay	17
Daytona Beach Shores, Volusia	17
Trilby, Pasco	17
Wewahitchka, Calhoun	16
Deer Island, Lake	16
Lake City, Suwannee	16
Otter Creek, Levy	16

# COVID-19: characteristics of 2,162,612 Florida resident cases

Data through Apr 23, 2021 verified as of Apr 24, 2021 at 09:25 AM

Data in this report are provisional and subject to change.

The table below includes the cities and counties of residence for cases in Florida residents based on the patient's ZIP Code. Note that city is not always received as part of the initial notification and may be missing while the case is being investigated.

City and county	Cases
Woodville, Leon	16
Lake Monroe, Seminole	16
Hernando Beach, Hernando	16
Gulf Hammock, Levy	16
Mount Dora, Orange	16
Graham, Bradford	16
Braden River, Manatee	16
Suwannee, Dixie	16
Hillsboro Beach, Broward	15
Village Of Palmetto Bay, Dade	15
Missing, Bay	15
White Springs, Columbia	15
Indian Creek Village, Dade	15
Eau Gallie, Brevard	15
Orlando, Lake	15
Saint Lucie West, St. Lucie	15
Orlando, Pinellas	15
Winter Garden, Lake	15
Murdock, Charlotte	14
Miami Gardens, Broward	14
Watersound, Walton	14
Copeland, Collier	14
Los Angeles, Dade	14
Wahneta, Polk	14
Laurel Hill, Walton	14
Virginia Gardens, Dade	14
Mount Plymouth, Lake	13
Elfers, Pasco	13
Dade City, Hernando	13
Roseland, Indian River	13
Gonzalez, Escambia	13
Kingsley Lake, Bradford	13
Babcock Ranch, Charlotte	13
Steinhatchee, Dixie	13
Jacksonville, Unknown	13
Choctaw Beach, Okaloosa	13
Long Boat Key, Manatee	13
Orlando, Brevard	13
Saint George Island, Franklin	13
Unknown, Dade	13
Fort Charlotte, Charlotte	13
Hialeah, Unknown	13
Hialeah, Broward	12
East Lake, Marion	12
Alys Beach, Bay	12
Redington Beach, Pinellas	12
Captiva, Lee	12
Umatilla, Marion	12
Pensacola Beach, Escambia	12
Rosemary Beach, Walton	12
Citrus Hills, Citrus	12
Durant, Hillsborough	12
Leisure City, Dade	12
Holder, Citrus	12
Missing, Putnam	12
Greenville, Taylor	11
Cypress, Jackson	11
Naples, Lee	11
Deerfield Beach, Palm Beach	11



# COVID-19: characteristics of 2,162,612 Florida resident cases

Data through Apr 23, 2021 verified as of Apr 24, 2021 at 09:25 AM

Data in this report are provisional and subject to change.

The table below includes the cities and counties of residence for cases in Florida residents based on the patient's ZIP Code. Note that city is not always received as part of the initial notification and may be missing while the case is being investigated.

City and county	Cases
Missing, Polk	11
Sea Ranch Lakes, Broward	11
Goldenrod, Seminole	11
Missing, Taylor	10
Telogia, Liberty	10
Gibsonia, Polk	10
University Park, Manatee	10
Grandin, Putnam	10
Worthington Springs, Union	10
Rubonia, Manatee	10
Haines Creek, Lake	10
Forest City, Seminole	10
Ozona, Pinellas	10
Missing, Nassau	10
Fanning Springs, Gilchrist	10
Seacrest, Walton	10
Briny Breezes, Palm Beach	10
Basinger, Okeechobee	10
Orlando, Duval	10
Orlando, Leon	10
Perrine, Dade	10
Saint Augustine, Duval	9
West Delray Beach, Palm Beach	9
Grant Valkaria, Brevard	9
Nobleton, Hernando	9
Passport, Unknown	9
Day, Lafayette	9
Ybor City, Hillsborough	9
Lloyd, Jefferson	9
Lamont, Madison	9
Beverly Beach, Flagler	9
Saint Augustine Beach, St. Johns	9
Orlando, Unknown	9
Putnam Hall, Putnam	9
Ferndale, Lake	9
Innovation, Pasco	9
Barberville, Volusia	9
Cottondale, Washington	9
Scottsmoor, Brevard	9
Palma Sola, Manatee	9
Missing, Sarasota	9
Missing, Clay	8
Jerome, Collier	8
Ponce De Leon, Walton	8
Fairfield, Marion	8
Cross Creek, Alachua	8
Indian Shores, Pinellas	8
Fort Walton Beach, Unknown	8
Quail Heights, Dade	8
Palm City, St. Lucie	8
Seybold, Dade	8
White City, Gulf	8
Pine Ridge, Citrus	8
Keystone Heights, Bradford	8
Evinston, Alachua	8
Salem, Taylor	8
Missing, Unknown	8
Orange Springs, Marion	8
Oneco, Manatee	7

# COVID-19: characteristics of 2,162,612 Florida resident cases

Data through Apr 23, 2021 verified as of Apr 24, 2021 at 09:25 AM

Data in this report are provisional and subject to change.

The table below includes the cities and counties of residence for cases in Florida residents based on the patient's ZIP Code. Note that city is not always received as part of the initial notification and may be missing while the case is being investigated.

City and county	Cases
Weirsdale, Lake	7
Inglis, Citrus	7
Fernandina, Nassau	7
Missing, Flagler	7
East Rockland Key, Monroe	7
Anastasia Island, St. Johns	7
Port Saint John, Brevard	7
Orange Park, Duval	7
Orlando, Pasco	7
Longboat Key, Sarasota	7
Switzerland, St. Johns	7
Aripeka, Pasco	7
Maitland, Volusia	7
River Ranch, Polk	7
Valkaria, Brevard	7
Orlando, Alachua	7
Okeechobee, Glades	7
Niceville, Walton	7
Punta Gorda, Lee	6
Holt, Santa Rosa	6
Deland, Lake	6
Sunny Hills, Washington	6
Shady Grove, Taylor	6
Orlando, Flagler	6
Orlando, Marion	6
Oklawaha, Marion	6
Port Salerno, Martin	6
Ridge Manor Estates, Sumter	6
Maitland, Hillsborough	6
Winter Park, Polk	6
Winderemere, Orange	6
Lake Worth, Broward	6
Grove City, Charlotte	6
Eglin, Okaloosa	6
Coco River, Collier	6
Bruce, Holmes	6
Missing, Walton	6
Labelle, Lee	6
Duck Key, Monroe	6
Morriston, Marion	6
Newberry, Gilchrist	6
San Carlos Park, Lee	6
Miccosukee, Leon	6
Glenwood, Volusia	6
Orchid, Indian River	6
Pensacola, Unknown	6
Mayport Naval Station, Duval	6
Lake Butler, Bradford	6
Maitland, Osceola	6
Bradenton, Sarasota	6
Cypress Gardens, Polk	5
Island Grove, Alachua	5
Wakulla Springs, Wakulla	5
Orlando, Manatee	5
Pompano Beach, Palm Beach	5
Ocoee, Lake	5
Okeechobee, Martin	5
Missing, Alachua	5
Alys Beach, Walton	5

# COVID-19: characteristics of 2,162,612 Florida resident cases

Data through Apr 23, 2021 verified as of Apr 24, 2021 at 09:25 AM

Data in this report are provisional and subject to change.

The table below includes the cities and counties of residence for cases in Florida residents based on the patient's ZIP Code. Note that city is not always received as part of the initial notification and may be missing while the case is being investigated.

City and county	Cases
Delray Beach, Broward	5
Point Washington, Walton	5
Seacrest, Bay	5
Williston, Marion	5
Clarcona, Orange	5
Psl, Unknown	5
Okeechobee, Osceola	5
University Of Central Fl, Hillsborough	5
Cape Haze, Charlotte	5
Bayou George, Bay	5
Boynton Beach, Broward	5
Kissimmee, Unknown	5
Miramar, Dade	5
Missing, Osceola	5
Miami Gardens, Unknown	5
Fort Lauderdale, Palm Beach	5
Jacksonville Naval Air Station, Duval	5
Missing, Columbia	5
Missing, Highlands	5
Orem, Palm Beach	5
Ebro, Bay	5
Highland Park, Polk	5
Westchester, Dade	5
Mid Florida, Seminole	5
Ocean Breeze, Martin	5
Missing, Leon	5
Milton, Escambia	5
Missing, Hernando	5
Mayport, Duval	5
Inlet Beach, Bay	5
Jacksonville, Clay	5
Greenville, Jefferson	5
Pass, Unknown	5
Miami, Palm Beach	5
Stuart, St. Lucie	5
Lake Geneva, Clay	5
Loxahatchee Groves, Palm Beach	4
Live Oak, Madison	4
Fort Lauderdale, Unknown	4
West Bradenton, Manatee	4
Clermont, Polk	4
Marina Del Rey, Dade	4
Margate, Unknown	4
Melrose, Bradford	4
Los Angeles, Broward	4
Jacksonville, Dade	4
Arcadia, Hillsborough	4
Lake Harbor, Palm Beach	4
Glen Ridge, Palm Beach	4
Coconut Creek, Palm Beach	4
Branford, Gilchrist	4
Clewiston, Palm Beach	4
Conch Key, Monroe	4
Sharpes, Brevard	4
Lazy Lake, Broward	4
Lamont, Taylor	4
Wacissa, Jefferson	4
Sugarloaf, Monroe	4
Sandestin, Walton	4

# COVID-19: characteristics of 2,162,612 Florida resident cases

Data through Apr 23, 2021 verified as of Apr 24, 2021 at 09:25 AM

Data in this report are provisional and subject to change.

The table below includes the cities and counties of residence for cases in Florida residents based on the patient's ZIP Code. Note that city is not always received as part of the initial notification and may be missing while the case is being investigated.

City and county	Cases
Pompano Beach, Dade	4
El Jobean, Charlotte	4
Bella Collina, Lake	4
Bonnie, Dade	4
Miami Beach, Unknown	4
Marathon Shores, Monroe	4
High Springs, Columbia	4
Hinsdale, Manatee	4
Jonesville, Alachua	4
N/A, Unknown	4
Plantation Key, Monroe	4
International Service Center, Dade	4
Indian Rock Beach, Pinellas	4
Hollywood, Unknown	4
Bowling Green, Polk	4
Crestview, Walton	3
Cross Key, Monroe	3
Fernandina Beach, Duval	3
Cape San Blas, Gulf	3
Apopka, Lake	3
Fpo, Duval	3
Green Cove Springs, Duval	3
Mayport Naval Housing, Duval	3
Samoset, Manatee	3
San Fernando, Unknown	3
North Miami Beach, Broward	3
Monticello, Madison	3
Vernon, Bay	3
Julington Creek, St. Johns	3
Jupiter Island, Martin	3
Kathleen, Pasco	3
Marco Island, Lee	3
Mims, Volusia	3
Miramar, Unknown	3
Missing, Washington	3
Naples, Unknown	3
Alford, Washington	3
Pass-A-Grille, Pinellas	3
Orlando, Escambia	3
Ocean Reef Club, Monroe	3
Vero Beach, St. Lucie	3
Winter Park, Volusia	3
Westville, Walton	3
Pembroke Lakes, Broward	3
Orlo Vista, Orange	3
Milligan, Okaloosa	3
Land O Lakes, Hillsborough	3
Lady Lake, Marion	3
Homeless, Hillsborough	3
Jacksonville , Duval	3
Brooklyn, Broward	3
Ft Pierce, St. Lucie	3
Sorrento, Orange	3
Stuart, Palm Beach	3
North Fort Myers, Charlotte	3
Pompano Beach, Unknown	3
Chicago, Lee	3
Coraopolis, Citrus	3
Champions Gate, Osceola	3

# COVID-19: characteristics of 2,162,612 Florida resident cases

Data through Apr 23, 2021 verified as of Apr 24, 2021 at 09:25 AM

Data in this report are provisional and subject to change.

The table below includes the cities and counties of residence for cases in Florida residents based on the patient's ZIP Code. Note that city is not always received as part of the initial notification and may be missing while the case is being investigated.

City and county	Cases
Bristol, Calhoun	3
Aventura, Broward	3
Jacksonville, Alachua	3
Brewton, Escambia	3
Apopka, Broward	3
Lanark Village, Franklin	3
Maitland, Polk	3
Pp, Dade	3
Woodside, Broward	3
Wimauma, Manatee	3
Inverness, Polk	3
Pass, Dade	3
Vero Beach, Brevard	3
Miami Shores, Broward	3
Pineland, Lee	3
Tampa, Pinellas	3
Tampa Palms, Hillsborough	3
Tarpon Springs, Pasco	3
Winter Garden, Seminole	3
Laurel, Sarasota	3
Ludlam, Dade	3
Clermont, Orange	3
West Palm Beach, Broward	3
Village Of Golf, Palm Beach	3
Wildwood, Marion	3
Saint Petersburg, Hillsborough	3
Saint Augusaintine Beach, St. Johns	3
Miami, Orange	3
Missing, Jackson	3
Palm Coast, Volusia	3
Port Saint Lucie, Martin	3
Bradington, Manatee	3
Blountstown, Liberty	3
Lynbrook, Broward	3
Loxahatchee, Broward	3
Lakeland, Hillsborough	3
Fort Myers, Unknown	3
Hallandale Beach, Unknown	3
Immokalee, Lee	3
Lake City, Duval	3
Hallandale Beach, Dade	2
Los Angeles, Okaloosa	2
Louisville, Manatee	2
Lawtey, Union	2
Lutz, Pinellas	2
Miami, Hillsborough	2
Blountstown, Jackson	2
Alligator Point, Franklin	2
Eatonville, Lake	2
Crawfordville, Leon	2
Coconut Creek, Unknown	2
Port Charlotte, Unknown	2
Phoenix, Lake	2
Opa Locka, Broward	2
Mount Pleasant, Gadsden	2
None, Dade	2
Navarre, Okaloosa	2
Seven Springs, Pasco	2
Zellwood, Lake	2

# COVID-19: characteristics of 2,162,612 Florida resident cases

Data through Apr 23, 2021 verified as of Apr 24, 2021 at 09:25 AM

Data in this report are provisional and subject to change.

The table below includes the cities and counties of residence for cases in Florida residents based on the patient's ZIP Code. Note that city is not always received as part of the initial notification and may be missing while the case is being investigated.

City and county	Cases
West Villages, Sarasota	2
Upper Key Largo, Monroe	2
University Of Central Florida, Brevard	2
Bronx, Seminole	2
Doctors Inlet, Clay	2
Bonifay, Jackson	2
Bonnie, Duval	2
Bonnie, Sarasota	2
Lecanto, Marion	2
Maitland, Leon	2
Lake Helen, Orange	2
Fort Myers, Collier	2
Fort Pierce, Martin	2
Winter Park, Leon	2
St John, Broward	2
Weston, Dade	2
West Palm Beach, Dade	2
Orlando, Santa Rosa	2
Palm Springs North, Dade	2
Redland, Dade	2
Melrose, Alachua	2
Olustee, Baker	2
Orlando, Charlotte	2
Saint Teresa, Wakulla	2
West Point, Lee	2
University Of Central Florida, Broward	2
Orlando, Okaloosa	2
Madison, Unknown	2
Maitland, Pasco	2
Miamt, Dade	2
North Miami, Broward	2
Homeless, Dade	2
Florida Power & Light Co, Dade	2
Amelia City, Nassau	2
Apopka, Unknown	2
Alligator Point, Wakulla	2
Chipley, Jackson	2
Yalhala, Lake	2
Sumatra, Liberty	2
University Of Central Florida, Palm Beach	2
University Of Central Florida, Pinellas	2
Pp, Unknown	2
Provo, Broward	2
Portland, Unknown	2
Pensacola, Santa Rosa	2
Maitland, Lake	2
Moore Haven, Hendry	2
Naples, Broward	2
Jan Phyl Village, Polk	2
Hialeah Lakes, Dade	2
Hialeah, Orange	2
Cassadaga, Volusia	2
Fort Walton Beach, Walton	2
Duke Field Air Force Station, Okaloosa	2
Dunnellon, Levy	2
Jacksonville Naval Hospital, Duval	2
Hosford, Calhoun	2
Marina Del Rey, Broward	2
Melrose, Clay	2



# COVID-19: characteristics of 2,162,612 Florida resident cases

Data through Apr 23, 2021 verified as of Apr 24, 2021 at 09:25 AM

Data in this report are provisional and subject to change.

The table below includes the cities and counties of residence for cases in Florida residents based on the patient's ZIP Code. Note that city is not always received as part of the initial notification and may be missing while the case is being investigated.

City and county	Cases
Mesa, Unknown	2
Longview, Dade	2
000000, Unknown	2
Dfafs, Okaloosa	2
Tampa, Hernando	2
Vero Beach, Unknown	2
Wauchula, Desoto	2
Yeehaw, Okeechobee	2
Noma, Holmes	2
Ormond Beach, Flagler	2
Panama City, Unknown	2
Pembroke Pines, Dade	2
Sebring, Desoto	2
Saint Lucie Village, St. Lucie	2
Fort Lauderdale, Alachua	2
Doral, Unknown	2
Bay Harbor Islands, Unknown	2
Alachua, Duval	2
Cross City, Taylor	2
Carl Fisher, Dade	2
Jupiter, Dade	2
Lakeland, Unknown	2
Micanopy, Marion	2
Port Saint Lucie, Palm Beach	2
Red Bay, Holmes	2
Saint Marys, Nassau	2
West Lafayette, Broward	2
Windermere, Lake	2
Sutton, Pasco	2
Tequesta, Martin	2
Woodstock, Lee	2
Winter Springs, Orange	2
Windermere, Hillsborough	2
Venice, Dade	2
Okeechobee, Highlands	2
Pompano Beach, Osceola	2
Port Charlotte, Lee	2
Port St. Lucie, St. Lucie	2
Sand Lake, Orange	2
Union, Manatee	2
University Of Central Fl, Seminole	2
Swansea, Lee	2
Altamonte Springs, Orange	2
At Large, Broward	2
Boys Ranch, Suwannee	2
Fort Pierce, Brevard	2
Graceville, Unknown	2
Eatonville, Polk	2
New Port Richey, Hillsborough	2
Miami, Martin	2
Jena, Taylor	2
Labelle, Collier	2
Long Beach, Orange	2
Port Canaveral, Brevard	2
Sarasota, Unknown	2
South Miami, Broward	2
Seguin, Unknown	2
Tampa, Broward	2
Tarpon Springs, Hillsborough	2

# COVID-19: characteristics of 2,162,612 Florida resident cases

Data through Apr 23, 2021 verified as of Apr 24, 2021 at 09:25 AM

Data in this report are provisional and subject to change.

The table below includes the cities and counties of residence for cases in Florida residents based on the patient's ZIP Code. Note that city is not always received as part of the initial notification and may be missing while the case is being investigated.

City and county	Cases
Sunrise, Unknown	2
Monument, Broward	2
Oakland Park, Unknown	2
Orlando, St. Lucie	2
Marysville, Dade	2
Lake Clarke Shores, Palm Beach	2
FI State Univ Student, Leon	2
Callahan, Duval	2
Crescent Beach, Sarasota	2
Cibolo, Orange	2
Claysville, Hernando	2
Dade City, Unknown	2
Defuniak Springs, Okaloosa	2
Defuniak Springs, Unknown	1
Dona Vista, Lake	1
Dalecity, Okaloosa	1
Daytona Beach, Orange	1
Deerfield Beach, Polk	1
Clearwater, Leon	1
Crestview, Broward	1
Crystal River, Marion	1
Fayetteville, Broward	1
Fellsmere, Brevard	1
Florida City, Unknown	1
Fort Lauderdale, Collier	1
Fort Myers, Alachua	1
El Dorado, Palm Beach	1
East Setauket, Palm Beach	1
Canton, Duval	1
Charlotte, Alachua	1
Brunswick, Polk	1
Bryceville, Duval	1
Bradentom, Manatee	1
Bradenton, Lee	1
Boca Raton, Dade	1
Boca Raton, Madison	1
Bogota, Unknown	1
Bal Harbour, Broward	1
Atlanta, Walton	1
Attalla, Broward	1
Auburn, Palm Beach	1
Autaugaville, Broward	1
Apopka, Volusia	1
Alachua, Suwannee	1
Alafaya, Broward	1
Alafaya, Pinellas	1
Fleming Island, Duval	1
Glen Cove, Unknown	1
Glen Saint Mary, Duval	1
Golf, Palm Beach	1
Great Neck, Dade	1
Gainesville, Levy	1
Immokalee, Walton	1
Irmo, Unknown	1
Greensboro, Leon	1
Lake Forest, Collier	1
Key West, Palm Beach	1
Kilgore, Dade	1
Jacksonville, Baker	1

# COVID-19: characteristics of 2,162,612 Florida resident cases

Data through Apr 23, 2021 verified as of Apr 24, 2021 at 09:25 AM

Data in this report are provisional and subject to change.

The table below includes the cities and counties of residence for cases in Florida residents based on the patient's ZIP Code. Note that city is not always received as part of the initial notification and may be missing while the case is being investigated.

City and county	Cases
Jacksonville, Marion	1
Jupiter Inlet, Palm Beach	1
Land O Lakes, Unknown	1
Lawton, Okaloosa	1
Levittown, Palm Beach	1
Lima, Manatee	1
Lima, Volusia	1
Macclenny, Dixie	1
Madison, Jefferson	1
Maitland, Collier	1
Merrick, Palm Beach	1
Metter, Manatee	1
Miami, Osceola	1
Miamiardens, Unknown	1
Miamksaohes, Dade	1
Orlando, Walton	1
Oviedo, Lake	1
Orlando, St. Johns	1
Plantation, Leon	1
Pooler, Broward	1
Pensacola, Dade	1
Panomo City, Bay	1
Parrish, Sarasota	1
San Marcos, Unknown	1
Rye, Palm Beach	1
Saint Petersburg, Bay	1
Ridgewood, Lee	1
Roayl Palm Beach, Palm Beach	1
Roseville, Broward	1
Punta Gorda, Sarasota	1
Putnam, Putnam	1
Ocala, Duval	1
North Porte, Unknown	1
Notrealville, Polk	1
Okeechobi, Unknown	1
Orem, Dade	1
Orlando, Citrus	1
Orlando, Collier	1
Orlando, Hernando	1
Morrisville, Palm Beach	1
Mokena, Lee	1
Myrtle Beach, Broward	1
Nashville, Palm Beach	1
North Brunswick, St. Lucie	1
North Grafton, Dade	1
North Lauderdale, Unknown	1
Surprise, Unknown	1
St Cloud, Orange	1
St Helena Is, Dade	1
Syracuse, Unknown	1
Vernon, Walton	1
Waukesha, Volusia	1
Unknown, Manatee	1
Venezuela, Unknown	1
Tinley Park, Manatee	1
Twentynine Palms, Broward	1
Whippany, Volusia	1
Wilmington, Charlotte	1
Windermere, Alachua	1

# COVID-19: characteristics of 2,162,612 Florida resident cases

Data through Apr 23, 2021 verified as of Apr 24, 2021 at 09:25 AM

Data in this report are provisional and subject to change.

The table below includes the cities and counties of residence for cases in Florida residents based on the patient's ZIP Code. Note that city is not always received as part of the initial notification and may be missing while the case is being investigated.

City and county	Cases
Winfield, Hillsborough	1
Winter Garden, Unknown	1
Winter Park, Brevard	1
Winter Park, Unknown	1
Xifamk, Dade	1
Litchfield Park, Monroe	1
Littleton, St. Johns	1
Lake In The Hills, Broward	1
Lake Worth, Unknown	1
Lauderhill, Unknown	1
Indianapolis, Lee	1
Jupiter, Pinellas	1
Kansas City, Palm Beach	1
Gwynn Oak, Polk	1
Milford, Bay	1
Milford, Unknown	1
Melbourne, Volusia	1
Mattoon, Lee	1
Marianna, Leon	1
Marianna, Washington	1
Mary Esther, Hillsborough	1
Los Angeles, Orange	1
Maitland, Palm Beach	1
Longwood, Unknown	1
Newaygo, Charlotte	1
North Port, Charlotte	1
New Canaan, Dade	1
Na, Dade	1
Missing, Franklin	1
Eureka, Flagler	1
Evansville, Citrus	1
Crescent City, Marion	1
Crestview, Unknown	1
Denton, Broward	1
Destin, Bay	1
Clearwater, Hillsborough	1
Coal City, Pasco	1
Commerce Township, Manatee	1
Crawfordville, Alachua	1
Fort Lauderdale, Lee	1
Fort Worth, Broward	1
Franklin, Orange	1
Frostproof, Highlands	1
Gainesville, Palm Beach	1
Gainesville, Santa Rosa	1
Brewster, Palm Beach	1
Brownsville, Escambia	1
Bryant, Palm Beach	1
Bonnie, St. Johns	1
Belleair Bluffs, Unknown	1
Celebration, Orange	1
Chicago, Broward	1
Choctaw Beach, Unknown	1
Austin, Dade	1
Apo, Collier	1
Big Torch Key, Monroe	1
Black, Holmes	1
Boca Raton, Lee	1
Bonifay, Unknown	1

# COVID-19: characteristics of 2,162,612 Florida resident cases

Data through Apr 23, 2021 verified as of Apr 24, 2021 at 09:25 AM

Data in this report are provisional and subject to change.

The table below includes the cities and counties of residence for cases in Florida residents based on the patient's ZIP Code. Note that city is not always received as part of the initial notification and may be missing while the case is being investigated.

City and county	Cases
8852 Teacher Ln, Pasco	1
Addison, Pasco	1
Apopka, Citrus	1
Apopka, Hillsborough	1
Arabi, Orange	1
Tampa, Citrus	1
Tampa, Duval	1
Summerdale, Escambia	1
Sun City Center, Lee	1
Surfside Beach, Orange	1
Tavares, Unknown	1
Temple, Palm Beach	1
Saint Charles, Orange	1
St Peterburg, Orange	1
Stiamk, Dade	1
Scottsdale, Brevard	1
Scottsdale, Palm Beach	1
Roswell, Bay	1
Royal Palm, Palm Beach	1
Ruskin, Dade	1
Ruskin, Manatee	1
Saint Petersburg, Duval	1
Saint Petersburg, Manatee	1
Port Saint Lucie, Marion	1
Port St Luice, Unknown	1
Pembroke Pines, Unknown	1
Pensacola Naval Hospital, Escambia	1
Pittsburgh, Alachua	1
Playa Del Rey, Palm Beach	1
Plymouth, Pasco	1
Okeechobee, Unknown	1
Oviedo, Orange	1
Pace, Escambia	1
Painted Post, Pasco	1
Palatka, Marion	1
Unknown, Duval	1
Upland, Manatee	1
Valrico, Polk	1
West Hollywood, Broward	1
Wakefield, Broward	1
Waverly, Duval	1
Wabasha, Clay	1
Winnetka, Dade	1
Winter Garden, Osceola	1
Winter Haven, Leon	1
Winter Haven, Osceola	1
Winter Park, Duval	1
Winter Park, Palm Beach	1
Winter Springs, Polk	1
Youngstown, Washington	1
Weston, Unknown	1
Wildwood, Lee	1
Willington, Lee	1
West Palm Beach, Unknown	1
Yulee, St. Johns	1
Zephyrhills, Hillsborough	1
Topsham, Manatee	1
Town Of Nocatee, St. Johns	1
Troy, Manatee	1

# COVID-19: characteristics of 2,162,612 Florida resident cases

Data through Apr 23, 2021 verified as of Apr 24, 2021 at 09:25 AM

Data in this report are provisional and subject to change.

The table below includes the cities and counties of residence for cases in Florida residents based on the patient's ZIP Code. Note that city is not always received as part of the initial notification and may be missing while the case is being investigated.

City and county	Cases
Unkn, Duval	1
Sweetwater, Manatee	1
Syracuse, Polk	1
Tallahassee, Dade	1
Tamarac, Dade	1
Tavares, Orange	1
Suitland, Volusia	1
Sunbright, Palm Beach	1
Winter Garden, Duval	1
Woodbine, Nassau	1
West Yarmouth, St. Lucie	1
Waipahu, Santa Rosa	1
Ward, Polk	1
Wellborn, Columbia	1
West Aplm Beach, Palm Beach	1
Venetian Islands, Dade	1
Rileyville, Flagler	1
Saint Joseph, Volusia	1
Russellville, Bay	1
Sagamore Beach, Charlotte	1
Saint Augustine, Broward	1
Saint Cloud, Palm Beach	1
San Antonio, Orange	1
Seminole, Leon	1
Shalimar, Unknown	1
Shirley, Flagler	1
Prattville, Hillsborough	1
Prestonsburg, Bay	1
Quincy, Jackson	1
Rapid City, Broward	1
Petersburg, Manatee	1
Piasa, Putnam	1
Palmetto, Pasco	1
Parma, Manatee	1
Pass-A-Grille Beach, Pinellas	1
Oldsmar, Hillsborough	1
Olean, Alachua	1
Other, Dade	1
Palm Beach Gardens, Unknown	1
Palmetto Bay, Palm Beach	1
Missing, Okeechobee	1
Monroe Township, Palm Beach	1
Monroe, Lee	1
Moore Haven, Okeechobee	1
Morrisville, Unknown	1
Missing, Levy	1
Myakka City, Sarasota	1
North Palm Beach, Orange	1
Northport, Sarasota	1
Oakland, Lee	1
New Middletown, Hillsborough	1
New Port Richey, Pinellas	1
Newberry, Marion	1
Newtown, Lake	1
Milford, Lee	1
Mckinney, Broward	1
Miamc, Dade	1
Matawan, Palm Beach	1
Ldhl, Broward	1



# COVID-19: characteristics of 2,162,612 Florida resident cases

Data through Apr 23, 2021 verified as of Apr 24, 2021 at 09:25 AM

Data in this report are provisional and subject to change.

The table below includes the cities and counties of residence for cases in Florida residents based on the patient's ZIP Code. Note that city is not always received as part of the initial notification and may be missing while the case is being investigated.

City and county	Cases
Longwood, Volusia	1
Lake Butler, Alachua	1
Knoxville, Bay	1
Kingsland, Nassau	1
Las Vegas, Palm Beach	1
Leesburg, Seminole	1
Lincoln, St. Lucie	1
Little Neck, Lee	1
Jupiter, St. Lucie	1
Kenilworth, Leon	1
Key West, Duval	1
Keys West, Unknown	1
Jacksonville, Orange	1
Jefferson, Dade	1
Jonesboro, Leon	1
Intrcsion Cty, Osceola	1
Inverness, Marion	1
Inwood, Broward	1
Irvine, Marion	1
Istachatta, Hernando	1
Homeless, Monroe	1
Homeless, Pinellas	1
Howell, Dade	1
Hudson, Hernando	1
Indian Rocks Beach, Duval	1
Indiantown, Palm Beach	1
Inglewood, Sarasota	1
Hernando, Marion	1
Hialeah, Collier	1
Helen, Bay	1
Hoclywsod, Dade	1
Holiday, Pinellas	1
Carmel, Orange	1
Cedar Springs, Hernando	1
Chicago, Unknown	1
Caracas, Dade	1
Bryceville, Baker	1
Coconut Ck, Unknown	1
Dallas, Hernando	1
Dayton, Lake	1
Daytona Beach, Pinellas	1
Alpharetta, Broward	1
O, Manatee	1
Acworth, Okaloosa	1
Apopka, Clay	1
Asheville, Highlands	1
Astoria, Broward	1
Atmore, Escambia	1
Bartow, Hardee	1
Bel Air, Collier	1
Berryton, Palm Beach	1
Brooklyn, Dade	1
Brooklyn, Lee	1
Bonnie, Broward	1
Boston, Broward	1
Downingtown, Broward	1
Downingtown, Hillsborough	1
Dpo, Santa Rosa	1
Dunedin, Unknown	1

# COVID-19: characteristics of 2,162,612 Florida resident cases

Data through Apr 23, 2021 verified as of Apr 24, 2021 at 09:25 AM

Data in this report are provisional and subject to change.

The table below includes the cities and counties of residence for cases in Florida residents based on the patient's ZIP Code. Note that city is not always received as part of the initial notification and may be missing while the case is being investigated.

City and county	Cases
Dearborn, Broward	1
Deer Park, Dade	1
Deerfield Beach, Unknown	1
Deerfield, Dade	1
Deland, Seminole	1
Deltona, Seminole	1
Erie, Monroe	1
Fisher Island, Unknown	1
East Palatka, Hillsborough	1
Eastpoint, Leon	1
Fort Lauderdale, Leon	1
Fort Myers, Sarasota	1
Fort Pierce, Palm Beach	1
Fort White, Clay	1
Garden City, Alachua	1
Gaylord, Orange	1
Goodrich, Charlotte	1
Gotcha, Orange	1
Greensburg, Palm Beach	1
Hallandale, Unknown	1
Harpers Ferry, Palm Beach	1
Haines City, Osceola	1
Saint Augustine, Flagler	1
Sanford, Orange	1
Saint Petersburg, Charlotte	1
Puerto Rico, Unknown	1
Punta Gorda, Unknown	1
Randolph, Orange	1
Rivera Beach, Palm Beach	1
Powell, Lee	1
Seffenner, Hillsborough	1
Seminole, Lee	1
Summerfield, Unknown	1
Stratford, Broward	1
Sunrtise, Dade	1
Tallahassee, Madison	1
Tallahassee, Pinellas	1
Pembroke Pines, Orange	1
Pensacola, Sumter	1
Perth Amboy, Hillsborough	1
Port Orange, Brevard	1
Paducah, Manatee	1
Orlando, Jackson	1
Orlando, Lee	1
Newberry, Levy	1
Nantucket, Palm Beach	1
New Vernon, Palm Beach	1
North Laud, Unknown	1
Ocala, Citrus	1
Ocoee, Unknown	1
Odessa, Dade	1
Oldsrav, Manatee	1
Windermere, Volusia	1
Wtixrat, Dade	1
Westlake Village, Unknown	1
White Plains, Broward	1
Whites Creek, Leon	1
Watersound, Bay	1
Tampa, Pasco	1

# COVID-19: characteristics of 2,162,612 Florida resident cases

Data through Apr 23, 2021 verified as of Apr 24, 2021 at 09:25 AM

Data in this report are provisional and subject to change.

The table below includes the cities and counties of residence for cases in Florida residents based on the patient's ZIP Code. Note that city is not always received as part of the initial notification and may be missing while the case is being investigated.

City and county	Cases
Trenton, Dixie	1
Unknown, Unknown	1
Toms River, Lee	1
Tourist, Dade	1
University Of Central Florida, Lee	1
Unk, Duval	1
Ventura, Orange	1
Crossings, Unknown	1
Davenport, Lake	1
Davie, Unknown	1
Dayton, Citrus	1
Dayton, Orange	1
Dearborn Heights, Hillsborough	1
Edgewood, Broward	1
Elkton, Putnam	1
Dover, Lee	1
Chesterfield, Broward	1
Carteret, Polk	1
Cincinnati, Dade	1
Connellsville, Highlands	1
Armstrong, St. Johns	1
Atl, Brevard	1
Alva, Escambia	1
Andalusia, Escambia	1
Arcadia, Highlands	1
Baker, Santa Rosa	1
Belleville, Palm Beach	1
Belmont, Santa Rosa	1
Blountstown, Broward	1
Bronson, Alachua	1
Brooker, Alachua	1
Bradenton, Clay	1
Brandon, Pinellas	1
Bonita, Lee	1
Bocaraten, Palm Beach	1
Longwood, Broward	1
Lucedale, St. Lucie	1
Macclenny, Duval	1
Mantua, Broward	1
Kure Beach, Monroe	1
Lakeland, Palm Beach	1
Kaclsonville, Duval	1
Kechi, Orange	1
Mexico, Orange	1
Mayaguez, Dade	1
Middletown, Osceola	1
Monroe, Hillsborough	1
Missing, Gilchrist	1
Hudson, Pinellas	1
Indian Rock Beach, Palm Beach	1
Hoosick Falls, Broward	1
Hialeahgardens, Dade	1
Hiram, Leon	1
Interlachen, Duval	1
Jacksonville, Nassau	1
Fort Myers, Broward	1
Gainesville, Okaloosa	1
Floral, Okaloosa	1
Forestville, Volusia	1

# COVID-19: characteristics of 2,162,612 Florida resident cases

Data through Apr 23, 2021 verified as of Apr 24, 2021 at 09:25 AM

Data in this report are provisional and subject to change.

The table below includes the cities and counties of residence for cases in Florida residents based on the patient's ZIP Code. Note that city is not always received as part of the initial notification and may be missing while the case is being investigated.

City and county	Cases
Greenbrier, Bay	1
Greenville, Palm Beach	1
Groveland, Orange	1
Downers Grove, St. Lucie	1
Delrey Beach, Palm Beach	1
Export, Palm Beach	1
Fdsf, Unknown	1
Felda, Palm Beach	1
Flagler Beach, Volusia	1
Flora, Lee	1
Fort Myers, Lake	1
Fresno, Pasco	1
Fruitland Park, Sumter	1
Fwb, Unknown	1
Gainesville, Marion	1
Gastonia, Polk	1
Clearwater, Highlands	1
Clermont, Unknown	1
Columbia, Orange	1
Coral Gables, Unknown	1
Coral Springs, Unknown	1
Crestview, Dade	1
Dade City, Polk	1
Dania, Unknown	1
Darien, Pasco	1
Arcadia, Charlotte	1
Aspen, Palm Beach	1
Atl, Broward	1
Atlanta, Broward	1
Aurburndale, Polk	1
Aventura, Unknown	1
Azalea Park, Sarasota	1
Bartow, Unknown	1
Biscayne Park, Broward	1
Boca Rotan, Unknown	1
Alpharetta, Alachua	1
Apalachicola, Leon	1
Brooksville, Columbia	1
Bryn Mawr, Collier	1
Canfield, Duval	1
Hilliard, Dade	1
Hollywood, Leon	1
Holt, Unknown	1
Homestead, Monroe	1
Homestead, Unknown	1
Humble, Broward	1
Green, Clay	1
Greensburg, Orange	1
Greenville, Monroe	1
Gulf Shores, Escambia	1
Havanna, Gadsden	1
Jacksonville, Flagler	1
Jacksonville, Palm Beach	1
Johns Island, Wakulla	1
Killarney, Orange	1
Knoxville, Duval	1
Lake City, Volusia	1
Los Angeles, Polk	1
Lakeland, Pasco	1

# COVID-19: characteristics of 2,162,612 Florida resident cases

Data through Apr 23, 2021 verified as of Apr 24, 2021 at 09:25 AM

Data in this report are provisional and subject to change.

The table below includes the cities and counties of residence for cases in Florida residents based on the patient's ZIP Code. Note that city is not always received as part of the initial notification and may be missing while the case is being investigated.

City and county	Cases
Lakewood, Unknown	1
Naugatuck, Lee	1
New Vernon, Sarasota	1
New York, Broward	1
Myakka, Duval	1
Maitland, Unknown	1
Matlacha Island, Lee	1
Melbourne, Dade	1
Melbourne, Orange	1
Miami Beach, Palm Beach	1
Miami Granders, Dade	1
Missing, Baker	1
Milford, Palm Beach	1
Milford, Polk	1
Minneapolis, Broward	1
Plant City, Hendry	1
Plant City, Pinellas	1
Plantation, Unknown	1
Parlin, Broward	1
Orlando, Highlands	1
Opa Locka, Unknown	1
Orem, Nassau	1
Olando, Orange	1
Ocoee, Polk	1
Newport Beach, Palm Beach	1
North Adams, Manatee	1
North Little Rock, Palm Beach	1
Northville, Broward	1
Ocala, Indian River	1
Ocoee, Broward	1
Pound Ridge, Leon	1
Ponce, Orange	1
Port Charlotte Fl, Unknown	1
Port Saint Lucie, Duval	1
Saint Petersburg, Dade	1
San Juan, Osceola	1
San Pedro Sula, Dade	1
Sandy, Duval	1
Richmond Heights, Dade	1
Ridge Manor, Hernando	1
Riverview, Pinellas	1
Rochester, Lee	1
Rosemary Beach, Bay	1
Saint Cloud, Orange	1
South Otselic, Dade	1
Sevierville, Dade	1
Stockbridge, Leon	1
Sullivans Island, Dade	1
Southampton, Palm Beach	1
Springhill, Unknown	1
Wayne, Dade	1
West Lafayette, Desoto	1
West Simsbury, Collier	1
Tallahassee, Escambia	1
Tampa, Lee	1
Tinley Park, Lee	1
University Of Central Fl, Dade	1
Telluride, Lee	1
Windermere, Polk	1

# COVID-19: characteristics of 2,162,612 Florida resident cases

Data through Apr 23, 2021 verified as of Apr 24, 2021 at 09:25 AM

Data in this report are provisional and subject to change.

The table below includes the cities and counties of residence for cases in Florida residents based on the patient's ZIP Code. Note that city is not always received as part of the initial notification and may be missing while the case is being investigated.

City and county	Cases
Winter Park, Lake	1
Winter, Pinellas	1
Colorado Springs, Unknown	1
Conifer, Lee	1
Clarksboro, Lee	1
Chipley, Holmes	1
Celebration, Palm Beach	1
Chattanooga, Dade	1
Eatonville, Seminole	1
Dunellen, Dade	1
Cutler Bay, Broward	1
Daniel Island, Bay	1
Destin, Unknown	1
Diamond, Highlands	1
Doral, Broward	1
Altamonte, Orange	1
Alva, Collier	1
333, Unknown	1
Allentown, Putnam	1
Apple Creek, Citrus	1
Amelia Village, Nassau	1
Barefoot Beach, Lee	1
Battle Creek, Manatee	1
Avon, Manatee	1
Aventura, Osceola	1
Azalea Park, Osceola	1
Bear Grass, Palm Beach	1
Boca Raton,, Palm Beach	1
Bryn Mawr, Palm Beach	1
Burkeville, Brevard	1
Camden Wyoming, Duval	1
Boston, Dade	1
Brewster, Volusia	1
Hallandate Ben, Unknown	1
Havana, Leon	1
Hickory, Lee	1
El Paso, Unknown	1
Elbow Lake, Palm Beach	1
Fairless Hills, Broward	1
Everett, Dade	1
Fort Denaud, Glades	1
Fort Meyers, Lee	1
FI State Lot, Leon	1
Fortlauderdale, Unknown	1
Fortwalton Beach, Okaloosa	1
Ft Pierce, Unknown	1
Garland, Orange	1
Homer, Escambia	1
Hilliard, Unknown	1
Jeffersonville, Broward	1
Lehigh Cares, Lee	1
Live Oak, Columbia	1
Loganville, Orange	1
Lansdale, Lake	1
Lapeer, Manatee	1
Lauderdale Hill, Unknown	1
Knoxville, Escambia	1
Lake Mary, Lake	1
Ocala, Unknown	1



# COVID-19: characteristics of 2,162,612 Florida resident cases

Data through Apr 23, 2021 verified as of Apr 24, 2021 at 09:25 AM

Data in this report are provisional and subject to change.

The table below includes the cities and counties of residence for cases in Florida residents based on the patient's ZIP Code. Note that city is not always received as part of the initial notification and may be missing while the case is being investigated.

City and county	Cases
Middleburg, Duval	1
Midland, Osceola	1
Missing, Hamilton	1
Missing, Wakulla	1
Monterey, Broward	1
Mumford, Manatee	1
N/A, Duval	1
Naples, Alachua	1
Longwood, Orange	1
Miami, Charlotte	1
Miamii, Dade	1
Miami Garden, Unknown	1
Oviedo, Leon	1
Palm City, Unknown	1
Ocean City, Broward	1
Old Town, Gilchrist	1
Opa Locka, Polk	1
Orem, Sarasota	1
Orem, Unknown	1
Ridgewood, Broward	1
Riverview, Manatee	1
Rochester, Broward	1
Roseland, Palm Beach	1
Pompano Beach, Alachua	1
Porter Ranch, Dade	1
Raiford, Bradford	1
Ponte Vedra Beach, Orange	1
Port Orange , Volusia	1
Port Saint Lucie, Indian River	1
University Of Central Florida, Hillsborough	1
Wilbur By The Sea, Volusia	1
Willowbrook, Lee	1
Wilmington, Pasco	1
Westerville, Hillsborough	1
Wilton Manors, Dade	1
Winston Salem, Unknown	1
Winter Garden, Hillsborough	1
Woodland Hills, Brevard	1
Youngstown, Calhoun	1
Yulee, Duval	1
San Antonio, Dade	1
San Diego, Unknown	1
Republic, Monroe	1
Richmond, Palm Beach	1
Russellville, Hillsborough	1
Saint Augustine, Okaloosa	1
Steinhatchee, Alachua	1
Sandyport, Dade	1
Sanford, Palm Beach	1
Sebastian, Lake	1
Village Of Palm Springs, Palm Beach	1
Virginia Beach, Alachua	1
Webster, Pasco	1
Wekiva Springs, Orange	1
Union City, Bradford	1
University Of Central Fl, Pasco	1
Tallahassee, Wakulla	1
Tampa, Escambia	1
Tampa, Manatee	1

# COVID-19: characteristics of 2,162,612 Florida resident cases

Data through Apr 23, 2021 verified as of Apr 24, 2021 at 09:25 AM

Data in this report are provisional and subject to change.

The table below includes the cities and counties of residence for cases in Florida residents based on the patient's ZIP Code. Note that city is not always received as part of the initial notification and may be missing while the case is being investigated.

City and county	Cases
Tangerine, Lake	1
Opalocka, Dade	1
Orlando, Union	1
Ovido, Seminole	1
Oxford, Palm Beach	1
North Canton, Palm Beach	1
Oakland, Leon	1
Ocala, Alachua	1
Okeechobee, St. Lucie	1
Miamf, Dade	1
Miami G, Dade	1
Miami, Collier	1
Miami, St. Lucie	1
Marshall, Palm Beach	1
New Richmond, Volusia	1
Rio Dell, Volusia	1
Rochelle, Volusia	1
Port Saint Lucie, Orange	1
Princeton, Alachua	1
Provincetown, Collier	1
Panama City, Walton	1
Perry, Leon	1
Perth Amboy, Monroe	1
Palm Coast, Duval	1
Sarasota, Hillsborough	1
Saint Cloud, Lee	1
Saint Johns, Orange	1
San Antonio, Sarasota	1
San Antonio, Unknown	1
Sanford, Volusia	1
Shannon, Collier	1
Soddy Daisy, Broward	1
Soldotna, Broward	1
South Burlington, Orange	1
Spring Park, Alachua	1
Wheaton, Lee	1
Wilmington, Broward	1
Wesley Chapel, Alachua	1
Umatilla, Alachua	1
University Of Central Florida, Monroe	1
Virginia Beach, Hernando	1
Waco, Broward	1
Washington, Broward	1
Steinhatchee, Madison	1
Tampa, Volusia	1
Tamarac, Seminole	1
Tangerine, Seminole	1
Tewksbury, Orange	1
Toms River, Dade	1
Winter Park, Osceola	1
Wood River, Polk	1
Worcester, Palm Beach	1
Winter Park, Alachua	1
Fort Myers, Dade	1
Grassy Key, Monroe	1
Floral, Escambia	1
Jersey City, Polk	1
Jamaica, Broward	1
Haverford, Hillsborough	1

# COVID-19: characteristics of 2,162,612 Florida resident cases

Data through Apr 23, 2021 verified as of Apr 24, 2021 at 09:25 AM

Data in this report are provisional and subject to change.

The table below includes the cities and counties of residence for cases in Florida residents based on the patient's ZIP Code. Note that city is not always received as part of the initial notification and may be missing while the case is being investigated.

City and county	Cases
Herrin, Orange	1
Jacksonville, Manatee	1
Gainesville, Baker	1
Gilmer, Dade	1
Haledon, Dade	1
Jupiter, Unknown	1
Kingsland, Duval	1
Kissimmee, Brevard	1
Lake In The Hills, Columbia	1
Lake Placid, Alachua	1
Lake Worth Beach, Broward	1
Lander, Citrus	1
Las Vegas, Orange	1
Los Angeles, Palm Beach	1
Marianna, Calhoun	1
Lemoyne, Manatee	1
Lawrence Township, Palm Beach	1
Lyndhurst, Broward	1
Magnolia Square, Osceola	1
Maitland, Alachua	1
Bronx, Broward	1
Carol Stream, Orange	1
Castleberry, Escambia	1
Buffalo, Palm Beach	1
Bryant, Alachua	1
Apo, Pasco	1
Apopka, Flagler	1
99, Unknown	1
Alanson, Bay	1
Aollywoss, Dade	1
Boca Raton, Unknown	1
Bohealia, Lee	1
Blowing Rock, Polk	1
Belleair, Hillsborough	1
Dorchester, Orange	1
Estero, Collier	1
Fanning Springs, Levy	1
Felton, Manatee	1
Deland, Polk	1
Cumberland, Palm Beach	1
Dade City, Hillsborough	1
Dallas, Lee	1
De Leon Springs, Putnam	1
Dearborn, Lee	1
Clear Brook, Lee	1
Charlotte, Pasco	1
Crestview, Holmes	1
College Station, Lake	1
Columbus, Brevard	1
Cookeville, Seminole	1
Tulsa, Orange	1
Westbrook, Dade	1
Wichita, Volusia	1
Washington, Unknown	1
Venice, Unknown	1
Zolfo Springs, Polk	1
Yukon, Broward	1
Winter Park, Broward	1
Winder Garden, Orange	1

# COVID-19: characteristics of 2,162,612 Florida resident cases

Data through Apr 23, 2021 verified as of Apr 24, 2021 at 09:25 AM

Data in this report are provisional and subject to change.

The table below includes the cities and counties of residence for cases in Florida residents based on the patient's ZIP Code. Note that city is not always received as part of the initial notification and may be missing while the case is being investigated.

City and county	Cases
Windermere, Leon	1
Windermere, Osceola	1
Windermere, Seminole	1
Winter Garden, Broward	1
Wells, Polk	1
Winter Garden, Pinellas	1
Saint Cloud, Unknown	1
Saint Johns, Unknown	1
Sarasota, Flagler	1
Saxis, Lee	1
Schenectady, Polk	1
Sebring, Lee	1
Saint Petersburg, St. Lucie	1
Sandford, Seminole	1
Rye, Duval	1
Rex, Duval	1
Sun City Center, Hardee	1
Tiffin, Highlands	1
Tallahassee, Duval	1
Tallahassee, Unknown	1
Tampa, Palm Beach	1
Tavares, Marion	1
Temple Terrace, Pasco	1
Shelton, Manatee	1
Sodus, Charlotte	1
Spring Hill , Hernando	1
Spring Hill, Dade	1
Starke, Clay	1
Stone Mountain, Palm Beach	1
New Orleans, Palm Beach	1
Newark, Broward	1
Newburgh, Bay	1
Navarre, Dade	1
Old Town, Alachua	1
Omaha, Palm Beach	1
Ona, Manatee	1
Oooooo, Unknown	1
North Pole, Seminole	1
North Port, Lee	1
Middlesburg, Duval	1
Orange City, Seminole	1
Orange Park , Duval	1
Ocoee, Osceola	1
Okeechobee, Broward	1
Orlando, Columbia	1
Orlando, Indian River	1
Orem, Broward	1
Palm Coast, Polk	1
Pacifica, Dade	1
Oviedo, Brevard	1
Orlando, Sarasota	1
Plantation, Orange	1
Pompano Beach, Martin	1
Parker, Dade	1
Parker, Leon	1
Peoria, Unknown	1
Port Everglades, Broward	1
Potomac, Palm Beach	1
Columbus, Dade	1

# COVID-19: characteristics of 2,162,612 Florida resident cases

Data through Apr 23, 2021 verified as of Apr 24, 2021 at 09:25 AM

Data in this report are provisional and subject to change.

The table below includes the cities and counties of residence for cases in Florida residents based on the patient's ZIP Code. Note that city is not always received as part of the initial notification and may be missing while the case is being investigated.

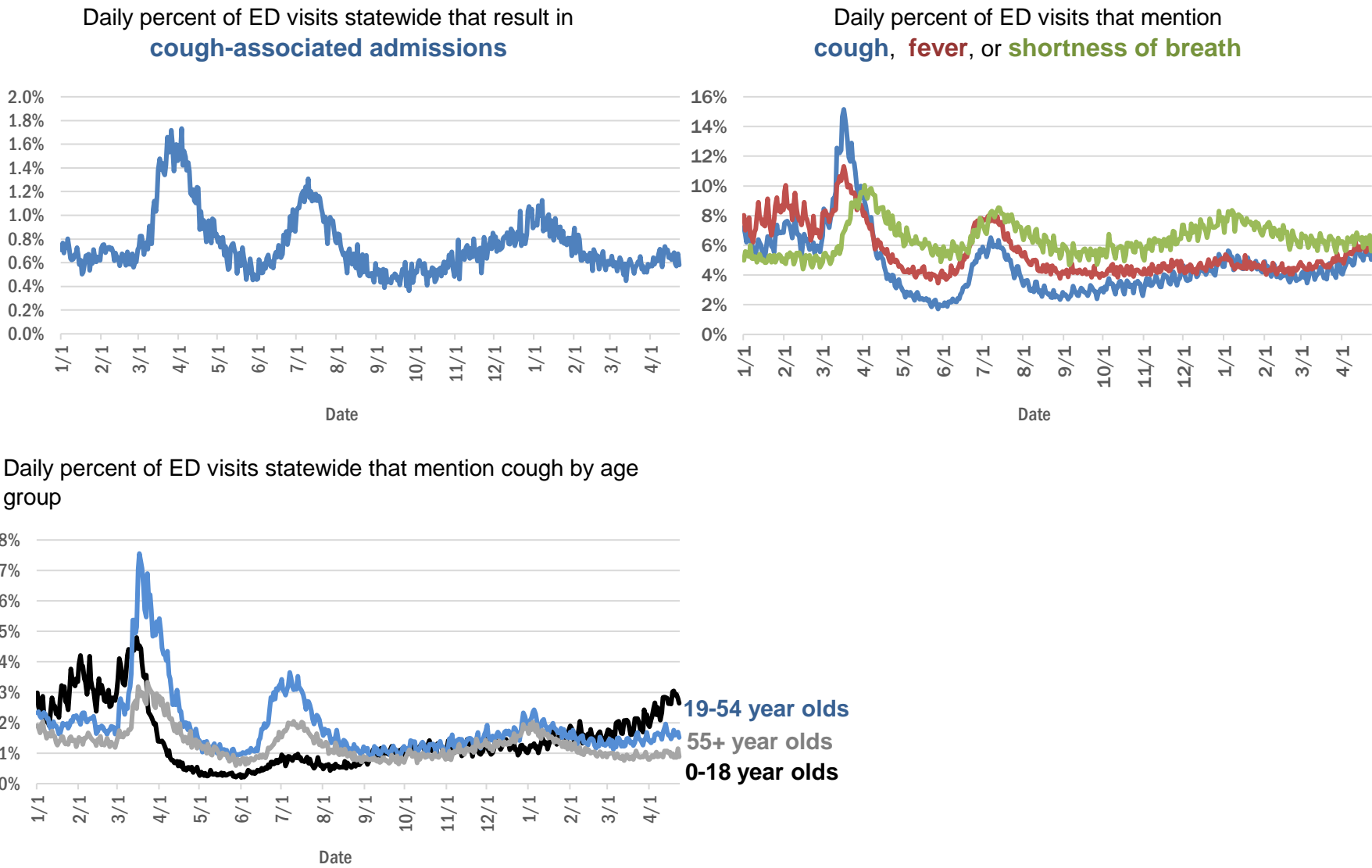
City and county	Cases
Conway, Leon	1
Coventry, Broward	1
Cuttler Bay, Dade	1
Cypress, Leon	1
Deland, St. Lucie	1
Deltona, Orange	1
Davenport, Orange	1
Davie , Broward	1
Daytona Beach, Unknown	1
East Hampton, Palm Beach	1
Fort Myers, Manatee	1
Foley, Escambia	1
Altoona, Marion	1
Anaheim, Unknown	1
Argyle, Walton	1
Athens, Duval	1
Bal Harbor, Dade	1
Bogota, Orange	1
Bradenton, Dade	1
Bradenton, Osceola	1
Bridgeport, Dade	1
Bronx, Palm Beach	1
Cambridge, Broward	1
Clermont, Seminole	1
Clermont, Volusia	1
Clewiston, Glades	1
Cartersville, Unknown	1
Coconut Creek, Dade	1
Miami, Manatee	1
Miami Beach, Broward	1
Manchester, Okaloosa	1
Margate, Dade	1
Marshall, Dade	1
Mary Esther, Unknown	1
Medford, Palm Beach	1
Macdill Air Force Base, Hillsborough	1
Leesburg, Marion	1
Lehigh Acres, Dade	1
Lewisburg, Pasco	1
Los Angeles Ca, Unknown	1
Los Angeles, Hardee	1
Largo, Unknown	1
Littleton, Dade	1
Harrison, Pinellas	1
Holly Ridge, Orange	1
Homeless, Polk	1
Fort Myers-, Lee	1
Fort Pierce, Unknown	1
Gainesville, Duval	1
Granada Hills, Broward	1
Guilford, Dade	1
Hailandale, Unknown	1
Lake City, Hamilton	1
La Grange, Dade	1
Jerusalem, St. Johns	1
Homosassa, Hernando	1
Homossassa, Citrus	1
Total	2,162,612

# COVID-19: additional surveillance information

Data through Apr 23, 2021 verified as of Apr 24, 2021 at 09:25 AM

Data in this report are provisional and subject to change.

## Statewide emergency department (ED) chief complaint and admission data



The Electronic Surveillance System for the Early Notification of Community-Based Epidemics (ESSENCE-FL) includes chief complaint data from 211 of 211 Florida EDs. Data are transmitted electronically to ESSENCE-FL daily or hourly.



# COVID-19: testing by laboratory

Data through Apr 23, 2021 verified as of Apr 24, 2021 at 09:25 AM

Data in this report are provisional and subject to change.

The numbers in the table below represent the number of Florida and non-Florida residents for whom test results were received by the Department of Health. A person can be tested by more than one laboratory and can have both positive and negative results. **Therefore, the sum of the numbers in each column will be larger than the total number of people tested.**

Reporting lab	Inconclusive	Negative	Positive	Percent positive	Total
CURATIVE LABS	16,065	1,748,504	273,970	13%	2,038,539
LABORATORY CORPORATION OF AMERICA	2,635	1,687,828	229,715	12%	1,920,178
QUEST DIAGNOSTICS	12,204	1,417,152	208,426	13%	1,637,782
BIO REFERENCE LABORATORIES, INC	7,569	972,725	187,980	16%	1,168,274
HELIX	10,145	734,556	129,187	15%	873,888
REALTOX LABS LLC	6,904	622,907	102,527	14%	732,338
NOMI_HEALTH	3,399	558,373	77,617	12%	639,389
RCA LABORATORY SERVICES, LLC/GENETWORX		480,573	53,851	10%	534,424
GENETWORX	661	390,598	32,996	8%	424,255
PALM BEACH BALLPARK		362,402	41,196	10%	403,598
CDR MAGUIRE - HEALTH CARE CENTER		338,621	51,562	13%	390,183
PWNHEALTH	2,081	299,898	41,690	12%	343,669
IMPACT HEALTH BIOMETRIC TESTING, INC	1,047	233,169	28,197	11%	262,413
EAST FLORIDA STATE COLLEGE - BREVARD		212,886	26,986	11%	239,872
BPHL-JACKSONVILLE	18	201,602	34,645	15%	236,265
ADVENTHEALTH LAB	99	185,696	23,874	11%	209,669
FULGENT DIAGNOSTICS LABORATORY	4,074	180,474	20,720	10%	205,268
NOMI HEALTH LAB SERVICES		172,679	19,997	10%	192,676
BPHL-MIAMI	225	164,310	27,586	14%	192,121
MAKO GENOMICS	8,254	146,771	27,086	15%	182,111
CB SMITH PARK		150,114	18,792	11%	168,906
MAYO CLINIC LABORATORIES	342	144,606	17,854	11%	162,802
BAYCARE LABORATORIES LLC	659	146,689	12,426	8%	159,774
AEGIS SCIENCES CORPORATION	1,308	130,446	21,176	14%	152,930
ELABNETWORK	1,059	139,418	11,975	8%	152,452
MEMORIAL REGIONAL HOSPITAL SOUTH	31	125,197	25,268	17%	150,496
ORLANDO HEALTH SYSTEM	687	131,578	13,347	9%	145,612
ASCENSION SACRED HEART HOSPITAL - PENSACOLA	2	118,533	18,120	13%	136,655
BIOCOLLECTIONS WORLDWIDE, INC	763	116,260	13,832	11%	130,855
NORTHWEST LABORATORY	247	121,118	6,478	5%	127,843
AKESOGEN		101,957	19,786	16%	121,743
TESTING MATTERS INC	1,202	100,779	18,697	15%	120,678
ADVENT HEALTH LAB	112	101,258	13,955	12%	115,325
MEDICAL DIAGNOSTIC LABORATORIES	977	98,611	14,221	12%	113,809
BPHL-TAMPA (SPECTRUM BLVD)	46	94,948	17,604	16%	112,598
UF HEALTH MEDICAL LAB	33	102,338	9,697	9%	112,068
TAMPA GENERAL HOSPITAL	4	100,327	9,622	9%	109,953
DIATHERIX LABORATORIES (VRL EUROFINs)	1	89,064	13,164	13%	102,229
BAPTIST HEALTH SOUTH FLORIDA	392	87,453	13,111	13%	100,956
KORVALABS, INC	1,285	92,167	4,719	5%	98,171
SUNPATH MEDICAL DIAGNOSTICS LABORATORY	841	80,105	12,350	13%	93,296
ASCENSION ST VINCENT'S - RIVERSIDE	2	75,662	10,486	12%	86,150
LAKELAND REGIONAL MEDICAL CENTER	260	73,453	9,485	11%	83,198
SOUTH MIAMI HOSPITAL LAB	467	72,306	10,138	12%	82,911
JACKSON MEMORIAL HOSPITAL CLINICAL LAB	79	69,411	12,135	15%	81,625
INGENIOUS PERSONALIZED MEDICINE	242	61,015	12,349	17%	73,606
UF HEALTH SHANDS HOSPITAL	528	66,609	4,763	7%	71,900

# COVID-19: testing by laboratory

Data through Apr 23, 2021 verified as of Apr 24, 2021 at 09:25 AM

Data in this report are provisional and subject to change.

The numbers in the table below represent the number of Florida and non-Florida residents for whom test results were received by the Department of Health. A person can be tested by more than one laboratory and can have both positive and negative results. **Therefore, the sum of the numbers in each column will be larger than the total number of people tested.**

Reporting lab	Inconclusive	Negative	Positive	Percent positive	Total
AMERICAN HEALTH ASSOCIATES	9	64,035	5,325	8%	69,369
MINUTECLINIC LLC		58,580	10,000	15%	68,580
APPLIED INGENUITY DIAGNOSTICS LLC		61,513	3,124	5%	64,637
AIT LABORATORIES		55,282	6,810	11%	62,092
BAPTIST HEALTH - JACKSONVILLE	4	54,566	4,151	7%	58,721
GENESIS REFERENCE LABORATORIES		51,944	5,458	10%	57,402
ADVENTIST HEALTH SYSTEMS SUNBELT INC DBA		48,629	6,271	11%	54,900
SARASOTA MEMORIAL HOSPITAL MAIN LAB	12	48,969	4,113	8%	53,094
ARUP LABORATORIES	16	50,109	2,927	6%	53,052
TALLAHASSEE MEMORIAL HOSPITAL	241	47,047	5,608	11%	52,896
BROWARD GENERAL MEDICAL CENTER-CLINICAL LAB	2	46,233	5,060	10%	51,295
NICKLAUS CHILDREN'S HOSPITAL	74	45,183	5,727	11%	50,984
FLORIDA HOSPITAL - TAMPA	37	45,097	3,587	7%	48,721
DWIC OF TAMPA BAY INC		41,026	5,517	12%	46,543
AMELIA EARHART		39,847	6,575	14%	46,422
VIRACOR EUROFINS		35,979	9,845	21%	45,824
MEDFAST URGENT CARE CENTERS, LLC	20	38,975	5,934	13%	44,929
MILLENNIUM PHYSICIAN GROUP	17	37,175	7,302	16%	44,494
UNIVERSITY OF MIAMI HOSPITAL	153	39,455	3,934	9%	43,542
LEE HEALTH - CAPE CORAL HOSPITAL	3	37,266	5,968	14%	43,237
UF HEALTH JACKSONVILLE	60	37,613	4,248	10%	41,921
INTEGRATED REGIONAL LABORATORIES LLP	13	36,250	5,097	12%	41,360
ECCO LAB GROUP CO	541	35,013	4,757	12%	40,311
ORANGE COUNTY CONVENTION CENTER		33,330	3,718	10%	37,048
MOUNT SINAI MEDICAL CENTER	13	33,349	3,539	10%	36,901
NORTH FLORIDA REGIONAL MEDICAL CENTER		32,941	3,666	10%	36,607
WALGREENS	38	30,195	5,576	16%	35,809
MIAMI DADE COUNTY		32,091	3,527	10%	35,618
ST JOSEPHS HOSPITAL LABORATORY	23	31,460	3,924	11%	35,407
BRANDON REGIONAL HOSPITAL		31,310	4,063	11%	35,373
NIGHT LITE PEDIATRIC CENTER LLC		31,836	3,352	10%	35,188
STS LAB 2 LLC	6	32,392	1,770	5%	34,168
GENESIS MEDICAL LABORATORY	464	28,487	5,038	15%	33,989
JUPITER MEDICAL CENTER LAB	87	30,374	2,941	9%	33,402
JFK MEDICAL CENTER LAB	1	28,312	3,561	11%	31,874
PALMETTO GENERAL HOSPITAL LAB	3	26,240	5,041	16%	31,284
HOLY CROSS HOSPITAL CLINICAL LAB	1	28,346	2,671	9%	31,018
WATSON CLINIC LLP		24,805	5,784	19%	30,589
AVENTUS BIO LABS	16	25,788	3,583	12%	29,387
MIAMI BEACH CONVENTION CENTER		26,105	2,110	7%	28,215
MALABAR MEDICAL WALK IN CLINIC	1	23,000	4,496	16%	27,497
INFINITY BIOLOGIX LLC (GINKO BIOWORKS)	112	26,087	1,223	4%	27,422
HEALTHLINK DIAGNOSTIC LABORATORIES	296	24,578	2,453	9%	27,327
CLEVELAND CLINIC TRADITION HOSPITAL		24,620	1,957	7%	26,577

# COVID-19: testing by laboratory

Data through Apr 23, 2021 verified as of Apr 24, 2021 at 09:25 AM

Data in this report are provisional and subject to change.

The numbers in the table below represent the number of Florida and non-Florida residents for whom test results were received by the Department of Health. A person can be tested by more than one laboratory and can have both positive and negative results. **Therefore, the sum of the numbers in each column will be larger than the total number of people tested.**

Reporting lab	Inconclusive	Negative	Positive	Percent positive	Total
CLEVELAND CLINIC HOSPITAL LAB	4	23,496	2,587	10%	26,087
ACCESS DX LABORATORY	229	23,454	2,138	8%	25,821
MORTON PLANT HOSPITAL-ADLER INSTITUTE	26	22,652	2,789	11%	25,467
SAINT MARY'S MEDICAL CENTER	27	21,822	2,426	10%	24,275
LAB DIAGNOSTICS LLC	397	18,382	5,371	22%	24,150
DRS CLACK SPENCER WHITE & MCCORMACK PA D/B/A		21,846	2,147	9%	23,993
UNITED CLINICAL LABORATORY LLC	3	20,920	2,732	12%	23,655
PANCARE OF FLORIDA INC		21,027	2,540	11%	23,567
BAYFRONT HEALTH - ST PETERSBURG	17	20,111	2,639	12%	22,767
STATLAB_MOBILE	1	20,513	2,061	9%	22,575
NAPLES COMMUNITY HOSPITAL	74	19,937	2,064	9%	22,075
PATIENTS FIRST LAKE ELLA MEDICAL CENTER PA		18,336	3,308	15%	21,644
ADVENT HEALTH - DAYTONA BEACH	32	18,890	1,757	8%	20,679
EXACT SCIENCES LABORATORIES	1	18,177	2,308	11%	20,486
LEESBURG REGIONAL MEDICAL CENTER		18,026	2,457	12%	20,483
HOMESTEAD HOSPITAL CLINICAL LABORATORY	27	16,787	3,534	17%	20,348
CLARITY LAB SOLUTIONS	110	18,107	2,126	10%	20,343
OSCEOLA REGIONAL MEDICAL CENTER	1	17,871	2,470	12%	20,342
LAWNWOOD REGIONAL MEDICAL CENTER	1	17,631	2,407	12%	20,039
SYNERGY DIAGNOSTIC LABORATORY	98	17,499	2,411	12%	20,008
NORTHWEST MEDICAL CENTER	1	17,290	2,375	12%	19,666
MEMORIAL HOSPITAL JACKSONVILLE	8	16,732	2,873	15%	19,613
VISTA CLINICAL DIAGNOSTICS	491	16,423	2,062	11%	18,976
ORANGE PARK MEDICAL CENTER	9	15,988	2,814	15%	18,811
BETHESDA HOSPITAL EAST		16,922	1,649	9%	18,571
INDIAN RIVER PATHOLOGY LLC		17,104	1,321	7%	18,425
OAK HILL HOSPITAL		16,351	1,981	11%	18,332
DELRAY MEDICAL CENTER LAB	3	16,418	1,785	10%	18,206
MEMORIAL REGIONAL HOSPITAL CLINICAL LABORATORY	10	16,595	1,094	6%	17,699
WEST KENDALL BAPTIST HOSPITAL	14	14,261	3,214	18%	17,489
HEALTH CENTER AT SINAI RESIDENCES		16,926	506	3%	17,432
ADVENTHEALTH CENTRA CARE LAKE BUENA VISTA		15,267	2,091	12%	17,358
LABS ASAP LLC		15,745	1,571	9%	17,316
BAPTIST HEALTH - SOUTH		15,968	1,304	8%	17,272
BIOCERNA LABS	461	14,582	2,112	12%	17,155
ACCESS MEDICAL LABORATORIES	4	8,756	8,334	49%	17,094
NEMOURS CHILDRENS HOSPITAL	1	15,847	995	6%	16,843
MEDRITE MEDICAL CARE, PC	6,840	9,090	887	5%	16,817
LARGO MEDICAL CENTER		15,005	1,787	11%	16,792
THE HEALTHCARE DISTRICT OF PALM BEACH COUNTY	51	14,633	2,063	12%	16,747
WINTER HAVEN HOSPITAL CLINICAL LABORATORY	4	14,215	2,511	15%	16,730
MOLECULAR INFECTIOUS DISEASES	642	15,188	714	4%	16,544
FULGENT DIAGNOSTICS	171	15,266	999	6%	16,436
WELLINGTON REGIONAL MED CTR LAB	6	14,468	1,798	11%	16,272
MEDICAL CENTER OF TRINITY CLINICAL LABORATORY	2	14,579	1,657	10%	16,238

# COVID-19: testing by laboratory

Data through Apr 23, 2021 verified as of Apr 24, 2021 at 09:25 AM

Data in this report are provisional and subject to change.

The numbers in the table below represent the number of Florida and non-Florida residents for whom test results were received by the Department of Health. A person can be tested by more than one laboratory and can have both positive and negative results. **Therefore, the sum of the numbers in each column will be larger than the total number of people tested.**

Reporting lab	Inconclusive	Negative	Positive	Percent positive	Total
PALMS WEST HOSPITAL LAB	2	13,975	2,118	13%	16,095
UHEALTH CORAL GABLES/LENNAR MED CTR	54	14,909	1,089	7%	16,052
BAPTIST HEALTHCARE - BAPTIST HOSPITAL	6	12,720	3,290	21%	16,016
PRIVA PATH LABS	82	14,763	1,011	6%	15,856
LEE HEALTH - LEE MEMORIAL HOSPITAL		12,120	3,735	24%	15,855
NATIONWIDE LABORATORY SERVICES INC	544	13,336	1,814	12%	15,694
WEST FLORIDA HOSPITAL LAB	1	12,384	3,133	20%	15,518
MERCY HOSPITAL A CAMPUS OF PLANTATION GEN HOSP LAB	1	13,057	2,287	15%	15,345
WESTSIDE REGIONAL MED CTR	2	13,078	2,218	14%	15,298
GOOD SAMARITAN MEDICAL CENTER LAB	2	13,314	1,899	12%	15,215
REGIONAL MEDCIAL CENTER BAYONET POINT	2	13,787	1,202	8%	14,991
CARDIOPATH	84	12,980	1,907	13%	14,971
THE VILLAGES REGIONAL HOSPITAL		13,320	1,422	10%	14,742
NONA SCIENTIFIC	5	11,536	3,169	22%	14,710
INDIAN RIVER MEDICAL CENTER LAB		13,669	852	6%	14,521
GULF COAST MEDICAL CENTER MICROLAB		11,425	3,030	21%	14,455
AVENTURA HOSPITAL LAB		11,574	2,622	18%	14,196
CORAL GABLES HOSPITAL CLINICAL LABORATORY		12,034	2,084	15%	14,118
BAPTIST HEALTH SOUTH FLORIDA - WEST KENDALL URGENT CARE		11,586	2,269	16%	13,855
PRECISION HEALTH RESOURCES LLC		12,848	895	7%	13,743
CAPITAL REGIONAL MEDICAL CTR		11,255	2,480	18%	13,735
BLAKE MEDICAL CENTER		12,073	1,605	12%	13,678
WEST BOCA MEDICAL CENTER LAB		12,663	987	7%	13,650
HALIFAX MEDICAL CENTER LAB	38	11,533	2,007	15%	13,578
MANATEE MEMORIAL HOSPITAL		12,242	1,105	8%	13,347
LEE HEALTH - HEALTH PARK MEDICAL CENTER		11,241	2,068	16%	13,309
ST ANTHONY'S HOSPITAL LAB	30	11,537	1,628	12%	13,195
PALM BEACH GARDENS MEDICAL CTR LAB		11,801	1,267	10%	13,068
PHYSICIANS REGIONAL MEDICAL CENTER - PINE RIDGE RD	1	11,357	1,254	10%	12,612
PLANTATION GENERAL HOSPITAL		10,657	1,920	15%	12,577
FLORIDA LABORATORY ANALYSIS		11,038	1,538	12%	12,576
GENOVA DIAGNOSTICS LABORATORY	70	11,370	1,125	9%	12,565
ST JOSEPHS HOSPITAL	18	10,715	1,812	14%	12,545
LAKE CITY MEDICAL CENTER		10,184	2,315	19%	12,499
LEE DAVIS COMMUNITY RESOURCE CENTER		10,621	1,841	15%	12,462
CernerELR_Advent		10,939	1,511	12%	12,450
FLORIDA HOSPITAL HEARTLAND MED CTR CLINICAL LAB	33	10,885	1,531	12%	12,449
PATHNOSTICS	45	9,943	2,456	20%	12,444
LARKIN COMMUNITY HOSPITAL	10	10,694	1,566	13%	12,270
LAKE CITY HM		11,147	988	8%	12,135
BINAXNOW	9	9,184	2,910	24%	12,103
PWN HEALTH	17	9,955	2,080	17%	12,052
FLORIDA MEDICAL CENTER - A CAMPUS OF NORTH SHORE	2	10,588	1,449	12%	12,039
ADVENTHEALTH CENTRA CARE WATERFORD LAKES		9,975	1,964	16%	11,939
FLORIDA HOSPITAL WATERMAN LABORATORY	70	10,997	863	7%	11,930
FAU		10,876	988	8%	11,864
COAST DIAGNOSTICS LLC	49	10,537	1,266	11%	11,852



# COVID-19: testing by laboratory

Data through Apr 23, 2021 verified as of Apr 24, 2021 at 09:25 AM

Data in this report are provisional and subject to change.

The numbers in the table below represent the number of Florida and non-Florida residents for whom test results were received by the Department of Health. A person can be tested by more than one laboratory and can have both positive and negative results. **Therefore, the sum of the numbers in each column will be larger than the total number of people tested.**

Reporting lab	Inconclusive	Negative	Positive	Percent positive	Total
CENTRAL FLORIDA REGIONAL HOSPITAL		10,585	1,246	11%	<b>11,831</b>
EXPRESS GENE MOLECULAR DIAGNOSTICS LABORATORY	1	10,225	1,548	13%	<b>11,774</b>
VIKOR SCIENTIFIC	49	9,804	1,863	16%	<b>11,716</b>
ST MARKS HOSPITAL LABORATORY B	78	10,627	1,002	9%	<b>11,707</b>
ADVENT HEALTH - WESLEY CHAPEL	14	10,531	1,103	9%	<b>11,648</b>
DOCTORS HOSPITAL	7	9,787	1,820	16%	<b>11,614</b>
MEASE COUNTRYSIDE LAB	14	10,257	1,300	11%	<b>11,571</b>
NORTHSIDE HOSPITAL AND HEART INSTITUTE		10,427	1,136	10%	<b>11,563</b>
JOHNS HOPKINS ALL CHILDREN'S HOSPITAL		10,721	713	6%	<b>11,434</b>
CORAL SPRINGS MED CTR		10,243	1,115	10%	<b>11,358</b>
SARKIS CLINICAL TRIALS	25	9,913	1,358	12%	<b>11,296</b>
AMERICAN FAMILY CARE	1	6,722	4,532	40%	<b>11,255</b>
FLORIDA HOSPITAL DELAND	10	9,898	1,332	12%	<b>11,240</b>
HEALTHQUEST ESOTERICS		9,605	1,608	14%	<b>11,213</b>
BAPTIST HEALTH SOUTH FLORIDA - COUNTRY WALK URGENT CARE		9,207	1,944	17%	<b>11,151</b>
LEON MEDICAL CENTERS LLC		8,845	2,217	20%	<b>11,062</b>
ADVENTHEALTH CENTRA CARE ST CLOUD	1	9,433	1,561	14%	<b>10,995</b>
WEST PALM HOSPITAL LAB		10,031	828	8%	<b>10,859</b>
NCF DIAGNOSTICS & DNA TECHNOLOGIES LAB	167	10,133	547	5%	<b>10,847</b>
SYNERGY LABORATORIES	34	9,388	1,195	11%	<b>10,617</b>
GENE BY GENE, GENOMICS RESEARCH CENTER LAB	44	9,871	662	6%	<b>10,577</b>
LARKIN COMMUNITY HOSPITAL INC DBA CARDIOTROPIC		6,819	3,620	35%	<b>10,439</b>
LABSTAT LLC	23	9,880	479	5%	<b>10,382</b>
H LEE MOFFITT CANCER CENTER LABORATORY	3	10,088	270	3%	<b>10,361</b>
FLORIDA HOSPITAL FLAGLER	29	9,321	947	9%	<b>10,297</b>
MEDARBOR DIAGNOSTICS	1	9,127	1,155	11%	<b>10,283</b>
OCALA REGIONAL MEDICAL CENTER		9,016	1,264	12%	<b>10,280</b>
BROWARD HEALTH NORTH CLINICAL LABORATORY		9,035	1,123	11%	<b>10,158</b>
AVECINA MEDICAL	4	6,205	3,947	39%	<b>10,156</b>
P4 CLINICAL, LLC	205	8,762	989	10%	<b>9,956</b>
NORTH SHORE MEDICAL CENTER		8,302	1,625	16%	<b>9,927</b>
FIRST CHOICE LABORATORY LLC	109	9,160	597	6%	<b>9,866</b>
SRQ DRIVE THROUGH		8,944	905	9%	<b>9,849</b>
FLORIDA HOSPITAL OF CARROLLWOOD	23	8,438	1,379	14%	<b>9,840</b>
LEE HEALTH - GULF COAST MEDICAL CENTER	2	7,976	1,789	18%	<b>9,767</b>
FLORIDA HOSPITAL ZEPHYRHILLS	10	8,644	1,087	11%	<b>9,741</b>
AVECINA	20	9,008	705	7%	<b>9,733</b>
PALM BEACH BALL PARK		8,607	1,032	11%	<b>9,639</b>
BOSTON HEART DIAGNOSTICS CORP		8,426	1,210	13%	<b>9,636</b>
ADVENTHEALTH CENTRA CARE CLERMONT		8,240	1,321	14%	<b>9,561</b>
NCH DOWNTOWN NAPLES HOSPITAL	17	8,743	765	8%	<b>9,525</b>
INDIAN RIVER MEDICAL CENTER		8,428	1,095	11%	<b>9,523</b>
ADVENTHEALTH CENTRA CARE UNIVERSITY	1	8,384	1,111	12%	<b>9,496</b>
SANTA ROSA MEDICAL CENTER	2	7,952	1,521	16%	<b>9,475</b>
FLORIDA HOSPITAL Ocala		8,372	1,066	11%	<b>9,438</b>
BAPTIST HEALTH - BEACHES		8,711	678	7%	<b>9,389</b>
ANNE BATES LEACH EYE HOSPITAL/ ABLEH MICROBIOLOGY LABORATORY	9	9,230	129	1%	<b>9,368</b>

# COVID-19: testing by laboratory

Data through Apr 23, 2021 verified as of Apr 24, 2021 at 09:25 AM

Data in this report are provisional and subject to change.

The numbers in the table below represent the number of Florida and non-Florida residents for whom test results were received by the Department of Health. A person can be tested by more than one laboratory and can have both positive and negative results. **Therefore, the sum of the numbers in each column will be larger than the total number of people tested.**

Reporting lab	Inconclusive	Negative	Positive	Percent positive	Total
ADVENTHEALTH CENTRA CARE WINTER PARK		8,324	972	10%	9,296
ADVENTHEALTH CENTRA CARE WINTER GARDEN	1	8,201	1,067	12%	9,269
BAPTIST HEALTH SOUTH FLORIDA - MIAMI LAKES URGENT CARE		7,182	1,945	21%	9,127
INFORM DIAGNOSTICS, INC		8,603	517	6%	9,120
CLEVELAND CLINIC MARTIN SOUTH HOSPITAL	1	8,139	970	11%	9,110
CLEVELAND CLINIC MARTIN NORTH HOSPITAL		8,126	976	11%	9,102
MEMORIAL HOSPITAL WEST LABORATORY SERVICES	14	8,229	803	9%	9,046
BAYCARE COMMUNITY HEALTH		8,817	199	2%	9,016
CERNERELR_BAYCARE	43	8,320	616	7%	8,979
MEMORIAL HOSPITAL MICRO		8,374	587	7%	8,961
SOUTH BAY HOSPITAL CLINICAL LAB	1	7,997	950	11%	8,948
PARAMOUNT URGENT CARE	4	5,426	3,442	39%	8,872
NCH NORTH NAPLES HOSPITAL	9	8,029	820	9%	8,858
ST LUCIE MEDICAL CENTER		7,199	1,614	18%	8,813
ADVENTHEALTH CENTRA CARE LAKE LAND	1	7,601	1,199	14%	8,801
KD MEDICAL CHOICE LLC	5	8,001	772	9%	8,778
UNIVERSITY HOSPITAL AND MEDICAL CENTER		7,410	1,368	16%	8,778
POINCIANA MEDICAL CENTER		6,820	1,832	21%	8,652
WEST MARION COMMUNITY HOSPITAL LAB		7,180	1,372	16%	8,552
ADVENTHEALTH CENTRA CARE LEE ROAD		7,587	920	11%	8,507
QDX PATHOLOGY SERVICES	2	8,018	422	5%	8,442
LAKEWOOD RANCH MEDICAL CENTER		7,698	656	8%	8,354
FLORIDA HOSPITAL FISH MEMORIAL	19	7,093	1,228	15%	8,340
ISPM LABS, LLC DBA CAPSTONE DIAGNOSTICS, LLC		7,936	400	5%	8,336
ADVENTHEALTH CENTRA CARE HUNTERS CREEK	3	7,203	1,112	13%	8,318
AVICINA MEDICAL OAKLEAF	3	6,977	1,330	16%	8,310
LEE HEALTH CONVENIENT CARE - PAGE FIELD		7,365	913	11%	8,278
CERNERELR_BAPTISTMIAMI	31	7,313	862	11%	8,206
ADVENTHEALTH CENTRA CARE SANFORD		7,178	1,000	12%	8,178
ATLANTIS URGENT CARE	12	6,413	1,753	21%	8,178
MORTON PLANT-MEASE	5	7,300	793	10%	8,098
BAYFRONT HEALTH - PORT CHARLOTTE		7,453	623	8%	8,076
ADVENTHEALTH CENTRA CARE DR PHILLIPS		7,253	812	10%	8,065
ARCPOINT LABS OF FORT MYERS	5	7,032	940	12%	7,977
BAPTIST HEALTH SOUTH FLORIDA - WESTCHESTER URGENT CARE		6,539	1,394	18%	7,933
ADVENTHEALTH CENTRA CARE LAKE MARY	2	6,827	1,023	13%	7,852
ADVENTHEALTH CENTRA CARE APOPKA	1	6,699	1,113	14%	7,813
HIALEAH HOSPITAL	4	6,089	1,716	22%	7,809
EMERALD COAST URGENT CARE		6,133	1,670	21%	7,803
ADVENTHEALTH CENTRA CARE MOUNT DORA		6,566	1,173	15%	7,739
ADVENTIST HEALTH SYSTEMS, SUNBELT INC		6,673	1,050	14%	7,723
BAPTIST HEALTH SOUTH FLORIDA - DORAL URGENT CARE		6,156	1,493	20%	7,649
ADVENTHEALTH CENTRA CARE KISSIMMEE		6,860	779	10%	7,639
SPORTS DRUG TESTING LABORATORY	133	7,277	203	3%	7,613
NCH NORTH NAPLES HOSPITAL LAB	15	6,733	830	11%	7,578
MINUTECLINIC LLC		6,459	1,115	15%	7,574
OVIEDO MEDICAL CENTER		6,747	758	10%	7,505



# COVID-19: testing by laboratory

Data through Apr 23, 2021 verified as of Apr 24, 2021 at 09:25 AM

Data in this report are provisional and subject to change.

The numbers in the table below represent the number of Florida and non-Florida residents for whom test results were received by the Department of Health. A person can be tested by more than one laboratory and can have both positive and negative results. **Therefore, the sum of the numbers in each column will be larger than the total number of people tested.**

Reporting lab	Inconclusive	Negative	Positive	Percent positive	Total
ADVENTHEALTH EXPRESS CARE		6,195	1,294	17%	7,489
EGLIN AIR FORCE BASE	14	5,713	1,706	23%	7,433
BAPTIST HEALTH - NASSAU		7,026	366	5%	7,392
COMMUNITY HEALTH CENTERS OF PINELLAS INC	2	5,957	1,379	19%	7,338
MEDEXPRESS URGENT CARE OF BOYNTON BEACH LLC		6,706	597	8%	7,303
ADVENTHEALTH CENTRA CARE ALTAMONTE		6,315	913	13%	7,228
HOLIDAY CVS LLC		6,816	398	6%	7,214
MEDEXPRESS URGENT CARE	2	4,984	2,192	31%	7,178
IMPERIAL POINT MEDICAL CENTER		6,526	630	9%	7,156
SUNCOAST PATHOLOGY ASSOCIATES		6,520	602	8%	7,122
EMPIRE CITY LABORATORIES INC	91	6,033	995	14%	7,119
ST PETERSBURG GENERAL HOSPITAL		6,080	1,035	15%	7,115
DYNIX DIAGNOSTIX		6,391	690	10%	7,081
AVERO DIAGNOSTICS - IRVING	11	6,565	476	7%	7,052
MEDEXPRESS URGENT CARE HUDSON		6,011	978	14%	6,989
UNKNOWN	5	3,532	3,365	49%	6,902
LUMINUS DIAGNOSTICS		6,284	558	8%	6,842
ACUTIS DIAGNOSTICS	171	5,488	1,133	17%	6,792
CLINICAL REFERENCE LABORATORY	2	6,434	352	5%	6,788
ADVENTHEALTH CENTRA CARE AZALEA PARK		5,811	974	14%	6,785
ST JOSEPHS NORTH HOSPITAL LAB	7	5,750	996	15%	6,753
AHCC WESLEY CHAPEL		5,916	781	12%	6,697
FORT WALTON BEACH MEDICAL CENTER		5,764	932	14%	6,696
ADVENT HEALTH - HEART OF FLORIDA ER	1	5,771	903	14%	6,675
MINUTECLINIC LLC #1067		5,733	920	14%	6,653
WELLINGTON REGIONAL MEDICAL CENTER		6,107	540	8%	6,647
ADVENTHEALTH CENTRA CARE OVIEDO		5,705	933	14%	6,638
VISTA CLINICAL	8	3,893	2,717	41%	6,618
HOLMES REG MED CENTER CLINICAL LAB		5,880	710	11%	6,590
SOLARIS DIAGNOSTICS	11	5,969	591	9%	6,571
FLORIDA HOSPITAL NORTH PINELLAS	11	6,000	526	8%	6,537
MINUTECLINIC LLC #8396		5,518	963	15%	6,481
RAULERSON HOSPITAL		5,548	860	13%	6,408
MINUTECLINIC		5,448	932	15%	6,380
ANGEL KIDS PEDIATRICS		6,028	343	5%	6,371
MICROGEN DX	4	5,609	725	11%	6,338
MINUTECLINIC LLC #3703		5,154	1,171	19%	6,325
FLORIDA COMMUNITY HEALTH CENTER		5,085	1,233	20%	6,318
BAPTIST HEALTH SOUTH FLORIDA - PEMBROKE PINES URGENT CARE		5,193	1,080	17%	6,273
NORTHWEST FLORIDA COMMUNITY HOSPITAL	47	4,757	1,462	23%	6,266
PARAMOUNT URGENT CARE INC	1	3,867	2,321	38%	6,189
ADVENTHEALTH CENTRA CARE LONGWOOD		5,371	790	13%	6,161
DOCTORS URGENT CARE LLC	1	5,032	1,128	18%	6,161
FLORIDA FAMILY LABORATORY, INC DBA	49	5,635	471	8%	6,155
PUTNAM COMMUNITY MEDICAL CENTER		5,359	761	12%	6,120
ADVENTHEALTH CENTRA CARE SOUTH ORANGE		5,257	860	14%	6,117
LABORATORY OF FLORIDA LLC	41	5,473	517	9%	6,031

# COVID-19: testing by laboratory

Data through Apr 23, 2021 verified as of Apr 24, 2021 at 09:25 AM

Data in this report are provisional and subject to change.

The numbers in the table below represent the number of Florida and non-Florida residents for whom test results were received by the Department of Health. A person can be tested by more than one laboratory and can have both positive and negative results. **Therefore, the sum of the numbers in each column will be larger than the total number of people tested.**

Reporting lab	Inconclusive	Negative	Positive	Percent positive	Total
PRO CLINIC		4,936	1,087	18%	6,023
ADVENTHEALTH CENTRA CARE ORANGE LAKE		5,247	750	13%	5,997
DOCTORS URGENT CARE OF LUTZ LLC	1	4,850	1,139	19%	5,990
ADVENTHEALTH CENTRA CARE PORT ORANGE		5,016	934	16%	5,950
ALTRU DIAGNOSTICS INC	5	5,693	249	4%	5,947
SOUTH FLORIDA BAPTIST HOSPITAL MICRO	4	4,940	1,001	17%	5,945
PHARMCO RX	2	5,619	318	5%	5,939
COASTAL MED URGENT CARE		4,366	1,565	26%	5,931
BAYFRONT HEALTH - VENICE REGIONAL MEDICAL	1	5,374	537	9%	5,912
URGENT CARE OF THE PALM BEACHES		4,877	1,003	17%	5,880
HEALTH FIRST ADVENTHEALTH CENTRA CARE - TITUSVILLE		4,937	888	15%	5,825
ADVENTHEALTH CENTRA CARE SAND LAKE		5,180	639	11%	5,819
PEDIATRIC HEALTH CARE ALLIANCE PA		5,255	486	8%	5,741
MEDEXPRESS URGENT CARE - GOLDEN GATE		5,043	695	12%	5,738
MEDEXPRESS URGENT CARE - ROYAL PALM BEACH		5,083	632	11%	5,715
MINUTE CLINIC LLC		4,940	768	13%	5,708
MEDEXPRESS URGENT CARE - ESTERO		5,066	601	11%	5,667
ADVENTHEALTH CENTRA CARE LEESBURG		4,620	1,025	18%	5,645
GENOSUR LLC	18	5,541	79	1%	5,638
MEDCOMP SCIENCES LLC	126	3,464	2,046	36%	5,636
SUNRISE MEDICAL LABORATORIES	2	5,219	406	7%	5,627
BAPTIST HEALTH - NORTH		4,489	1,125	20%	5,614
MEDICAL DNA LABS LLC	3	5,109	489	9%	5,601
PALMS OF PASADENA HOSPITAL		5,003	578	10%	5,581
URGENT CARE CURE	2	4,768	768	14%	5,538
BAPTIST HEALTH SOUTH FLORIDA - KENDALE LAKES URGENT CARE		4,461	1,053	19%	5,514
ESCAMBIA COMMUNITY CLINICS INC	8	4,147	1,305	24%	5,460
TROPICANA FIELD - LOT 2□	19	4,935	494	9%	5,448
MEDEXPRESS URGENT CARE PALM BEACH GARDENS		4,940	499	9%	5,439
BAPTIST HEALTH SOUTH FLORIDA - CORAL SPRINGS URGENT CARE		4,664	775	14%	5,439
DOCTORS HOSPITAL OF SARASOTA CLINICAL LABORATORY		4,754	682	13%	5,436
THE CENTER FOR URGENT CARE	3	4,542	881	16%	5,426
WESTCHESTER HOSPITAL	23	4,402	980	18%	5,405
HEALTH FIRST ADVENTHEALTH CENTRA CARE GATEWAY	1	4,842	545	10%	5,388
BAPTIST HEALTH SOUTH FLORIDA - TAMIAMI TRAIL URGENT CARE		4,327	1,047	19%	5,374
TALLAHASSEE PRIMARY CARE ASSOCIATES		4,709	609	11%	5,318
PARAMOUNT URGENT CARE - WINDERMERE	2	3,511	1,789	34%	5,302
HIGHLANDS REGIONAL MEDICAL CENTER		4,428	855	16%	5,283
MARTIN HOSPITAL SOUTH LAB		4,966	293	6%	5,259
MINUTECLINIC LLC # 0709		4,380	816	16%	5,196
TRINITY SPRINGS		4,436	729	14%	5,165
MEDEXPRESS URGENT CARE - LAKELAND		4,529	635	12%	5,164
BAPTIST HEALTH SOUTH FLORIDA - PINECREST URGENT CARE		4,381	731	14%	5,112
BAPTIST HEALTH SOUTH FLORIDA - CORAL GABLES URGENT CARE		4,224	858	17%	5,082
BAYFRONT HEALTH - SEVEN RIVERS		4,634	445	9%	5,079
BAPTIST HEALTH SOUTH FLORIDA - CORAL GABLES (UNIVERSITY) URGENT CARE		4,356	711	14%	5,067
BAPTIST HEALTH SOUTH FLORIDA - PALMETTO BAY URGENT CARE		4,148	798	16%	4,946

# COVID-19: testing by laboratory

Data through Apr 23, 2021 verified as of Apr 24, 2021 at 09:25 AM

Data in this report are provisional and subject to change.

The numbers in the table below represent the number of Florida and non-Florida residents for whom test results were received by the Department of Health. A person can be tested by more than one laboratory and can have both positive and negative results. **Therefore, the sum of the numbers in each column will be larger than the total number of people tested.**

Reporting lab	Inconclusive	Negative	Positive	Percent positive	Total
MEDIPATH LLC		4,421	521	11%	4,942
BETHESDA HOSPITAL WEST		4,422	504	10%	4,926
ADVENTHEALTH PROMPT CARE	2	3,620	1,296	26%	4,918
BAYFRONT HEALTH - BROOKSVILLE		4,366	531	11%	4,897
QUICK CARE MED PL	2	4,111	747	15%	4,860
ASCENSION SACRED HEART - EMERALD COAST		3,996	773	16%	4,769
MEASE DUNEDIN HOSPITAL	5	4,223	514	11%	4,742
FLAGLER HOSPITAL LABORATORY	8	3,654	1,078	23%	4,740
SPECTOR SCIENTIFIC LAB	16	3,689	1,000	21%	4,705
ADVENTHEALTH CENTRA CARE COLONIAL TOWN	2	4,187	516	11%	4,705
BAYFRONT HEALTH - SPRING HILL		4,282	391	8%	4,673
PREMIER URGENT CARE OF BREVARD LLC	4	4,071	580	12%	4,655
BAYFRONT HEALTH - PUNTA GORDA		4,303	352	8%	4,655
VENTURE MEDICAL OF FLORIDA LLC		4,299	353	8%	4,652
MOFFITT CANCER CENTER	6	4,503	101	2%	4,610
NIGHT LITE PEDIATRICS	4	3,346	1,260	27%	4,610
ADVENTHEALTH CENTRA CARE WINTER HAVEN	1	3,471	1,123	24%	4,595
DESOTO MEMORIAL HOSPITAL	3	3,797	791	17%	4,591
PREMIER MEDICAL	2	4,492	94	2%	4,588
MINUTECLINIC LLC #3463		3,780	760	17%	4,540
TWIN CITIES HOSPITAL	1	3,964	523	12%	4,488
HOLIDAY CVS LLC DBA CVS PHARMACY #5154		4,360	118	3%	4,478
MEMORIAL HOSPITAL- MIRAMAR	12	4,142	322	7%	4,476
US BIOTEK LABORATORIES	15	4,088	369	8%	4,472
ADVENTIST HEALTH SYSTEMS SUNBELT IN DBA		3,958	514	11%	4,472
ENGLEWOOD COMMUNITY HOSPITAL		4,077	395	9%	4,472
MEDEXPRESS URGENT CARE CAPE CORAL		3,791	631	14%	4,422
ACCU REFERENCE MEDICAL LAB	9	3,586	800	18%	4,395
MINUTECLINIC LLC #3631		3,746	648	15%	4,394
GENESIS DIAGNOSTICS		4,140	252	6%	4,392
PALMS MEDICAL GROUP	5	2,981	1,385	32%	4,371
MINUTECLINIC LLC 5852		3,742	616	14%	4,358
MINUTECLINIC LLC #5253		3,589	740	17%	4,329
DOCTORS TEST CENTERS		3,838	489	11%	4,327
LAKESIDE MEDICAL CENTER		3,475	850	20%	4,325
BAYA PHARMACY & URGENT CARE		3,200	1,118	26%	4,318
ST. LUCIE MEDICAL CTR.		4,254	57	1%	4,311
AMELIA URGENT CARE		2,654	1,633	38%	4,287
BAYFRONTVENICEREGIONAL		4,110	147	3%	4,257
MINUTECLINIC LLC #5249		3,463	772	18%	4,235
ADVENTHEALTH CENTRA CARE		3,733	464	11%	4,197
MEDEXPRESS URGENT CARE LEHIGH ACRES		3,554	567	14%	4,121
MINUTECLINIC LLC #5190		3,373	730	18%	4,103
MINUTECLINIC LLC #3662		3,456	626	15%	4,082
NIGHT LITE PEDIATRICS URGENT CARE	1	3,417	649	16%	4,067
MINUTECLINIC LLC #5854		3,356	694	17%	4,050
MINUTECLINIC LLC # 3930		3,419	578	14%	3,997

# COVID-19: testing by laboratory

Data through Apr 23, 2021 verified as of Apr 24, 2021 at 09:25 AM

Data in this report are provisional and subject to change.

The numbers in the table below represent the number of Florida and non-Florida residents for whom test results were received by the Department of Health. A person can be tested by more than one laboratory and can have both positive and negative results. **Therefore, the sum of the numbers in each column will be larger than the total number of people tested.**

Reporting lab	Inconclusive	Negative	Positive	Percent positive	Total
BAPTIST HEALTH SOUTH FLORIDA - DAVIE URGENT CARE		3,261	712	18%	3,973
MINUTECLINIC LLC #1771		3,316	628	16%	3,944
ADVENT HEALTH - NEW SMYRNA		3,217	655	17%	3,872
PHYSICIANS REGIONAL MEDICAL CENTER - COLLIER BLVD	1	3,001	867	22%	3,869
MC DIAGNOSTIC OF CONNECTICUT, PC #2220		3,326	533	14%	3,859
BAPTIST HEALTH SOUTH FLORIDA - WESTON URGENT CARE		3,339	509	13%	3,848
LOWER KEYS MEDICAL CENTER		3,525	316	8%	3,841
MINUTECLINIC LLC # 0514		3,333	477	13%	3,810
EXACT SCIENCES LABORATORIES, LLC		3,488	314	8%	3,802
SIPARADIGM LLC	58	3,480	262	7%	3,800
CARENOW URGENT CARE	1	2,330	1,458	38%	3,789
SCION LAB SERVICES LLC	26	3,467	291	8%	3,784
HEALTH FIRST ADVENTHEALTH CENTRA CARE COCOA		3,391	374	10%	3,765
PARAMOUNT URGENT CARE - ORLANDO		2,681	1,077	29%	3,758
MINUTECLINIC LLC #7887		3,286	464	12%	3,750
MINUTECLINIC LLC #4458		3,149	593	16%	3,742
MINUTECLINIC LLC #7886		3,240	501	13%	3,741
MINUTECLINIC LLC #5214		3,209	528	14%	3,737
STEWARD ROCKLEDGE HOSPITAL	4	3,319	388	10%	3,711
BARTOW REGIONAL MEDICAL CENTER	1	3,128	577	16%	3,706
MINUTECLINIC LLC #7225		3,113	584	16%	3,697
MINUTECLINIC LLC #4415		3,142	551	15%	3,693
ADVENTHEALTH CENTRA CARE KIDS LAKE MARY		3,399	275	7%	3,674
PRECISION HEALTH SOLUTIONS		3,486	186	5%	3,672
BRASHEAR'S VITAL CARE CORP		2,909	760	21%	3,669
PROHEALTH	3	2,053	1,589	44%	3,645
MINUTECLINIC LLC #3814		3,096	544	15%	3,640
AFC PHYSICIANS OF FLORIDA		2,799	829	23%	3,628
ADVENT HEALTH CENTRA CARE -WINTER PARK KIDS URGENT CARE	4	3,328	290	8%	3,622
BAPTIST HEALTH SOUTH FLORIDA - BRICKELL URGENT CARE		2,992	626	17%	3,618
CLARITY LAB SOLUTIONS LLC		3,608	4	0%	3,612
HEALTH FIRST ADVENTHEALTH CENTRA CARE MALABAR		3,234	355	10%	3,589
MINUTECLINIC, LLC #4015		2,878	709	20%	3,587
MEDEXPRESS URGENT CARE - DELAND		3,194	391	11%	3,585
MINUTECLINIC LLC # 3686		3,041	531	15%	3,572
VERILY LIFE SCIENCES	3	3,500	63	2%	3,566
MINUTECLINIC LLC #3257		2,962	592	17%	3,554
MINUTECLINIC, LLC #3204		2,947	599	17%	3,546
BAPTIST HEALTH URGENT CARE AT SAWGRASS		2,944	598	17%	3,542
MEDEXPRESS URGENT CARE - VERO BEACH		3,053	452	13%	3,505
MEDONE PLLC		2,646	814	24%	3,460
MINUTECLINIC LLC #3291		2,922	516	15%	3,438
MIDWAY SPECIALTY CARE CENTER DIAGNOSTICS	38	3,157	240	7%	3,435
WALGREEN CO	2	3,039	392	11%	3,433
MINUTECLINIC LLC #1055		2,822	608	18%	3,430
PARAMOUNT URGENT CARE - OVIEDO		2,464	928	27%	3,392
MINUTECLINIC LLC # 3579		2,803	589	17%	3,392



# COVID-19: testing by laboratory

Data through Apr 23, 2021 verified as of Apr 24, 2021 at 09:25 AM

Data in this report are provisional and subject to change.

The numbers in the table below represent the number of Florida and non-Florida residents for whom test results were received by the Department of Health. A person can be tested by more than one laboratory and can have both positive and negative results. **Therefore, the sum of the numbers in each column will be larger than the total number of people tested.**

Reporting lab	Inconclusive	Negative	Positive	Percent positive	Total
IMMOKALEE CHD		3,155	234	7%	3,389
MARION E FETHER MEDICAL CENTER, THE		3,099	290	9%	3,389
MINUTECLINIC LLC #7973		2,921	464	14%	3,385
MINUTECLINIC LLC #3003		2,760	610	18%	3,370
PRIMEHEALTH URGENT CARE INC		2,872	488	15%	3,360
BAPTIST HEALTH EMERGENCY CENTER COUNTRY WALK	1	2,843	511	15%	3,355
MINUTECLINIC, LLC #5817		2,773	568	17%	3,341
BMCT Molecular Diagnostics Subsection		2,806	529	16%	3,335
MINUTECLINIC LLC # 7933		2,917	393	12%	3,310
BAPTIST HEALTH - CLAY		2,875	429	13%	3,304
VA PAIN CLINIC	5	3,177	120	4%	3,302
MINUTECLINIC LLC #3748		2,692	603	18%	3,295
MINUTECLINIC LLC #3255		2,895	383	12%	3,278
MINUTECLINIC LLC #3705		2,894	383	12%	3,277
MINUTECLINIC LLC #7173		2,816	439	13%	3,255
ADVENTHEALTH CENTRA CARE CONWAY		2,758	496	15%	3,254
MINUTECLINIC LLC #5924		2,801	451	14%	3,252
MINUTECLINIC LLC #1807		2,711	529	16%	3,240
SELECT LABORATORIES - MARION COUNTY, FL LLC	5	2,917	308	10%	3,230
GESSLER CLINIC	2	2,238	988	31%	3,228
MARINERS HOSPITAL	1	2,914	305	9%	3,220
MEMORIAL HOSPITAL PEMBROKE	3	2,831	363	11%	3,197
MINUTECLINIC, LLC (CLINIC 10699)		2,787	398	12%	3,185
MINUTECLINIC LLC #3654		2,636	526	17%	3,162
MINUTECLINIC LLC #5216		2,717	433	14%	3,150
ACCESS POINT HEALTHCARE URGENT & PRIMARY CARE	2	2,441	699	22%	3,142
MEDEXPRESS URGENT CARE CORAL SPRINGS		2,750	340	11%	3,090
MEDEXPRESS FORT MYERS		2,703	386	12%	3,089
VITRO MOLECULAR LABORATORIES	50	2,795	241	8%	3,086
MINUTECLINIC LLC #4612		2,518	558	18%	3,076
LAKELAND REGIONAL HEALTH PABLO		2,695	365	12%	3,060
PHYSICIANS PRIMARY CARE	2	2,752	298	10%	3,052
HEALTH CARE DISTRICT OF PALM BEACH COUNTY	2	2,802	245	8%	3,049
MINUTECLINIC LLC #3285		2,658	388	13%	3,046
MINUTECLINIC LLC #6007		2,612	431	14%	3,043
MINUTECLINIC LLC #4024		2,637	373	12%	3,010
MEDIQUICK URGENT CARE CENTERS INC		2,294	711	24%	3,005
MINUTECLINIC LLC #4201		2,602	401	13%	3,003
MINUTECLINIC LLC #3648		2,461	538	18%	2,999
KEYS AHEC SCHOOL MEDICAL CLINIC	15	2,841	142	5%	2,998
VETERANS AFFAIRS MEDICAL CENTER - ORLANDO	1	1,343	1,651	55%	2,995
NXGEN MDX LLC	6	2,633	327	11%	2,966
BAPTIST HEALTH - OAKLEAF		2,493	469	16%	2,962
MINUTECLINIC LLC #476		2,561	395	13%	2,956
MINUTECLINIC LLC #1350		2,597	358	12%	2,955
MINUTECLINIC LLC #8381		2,534	384	13%	2,918
MINUTECLINIC LLC #1821		2,587	323	11%	2,910

# COVID-19: testing by laboratory

Data through Apr 23, 2021 verified as of Apr 24, 2021 at 09:25 AM

Data in this report are provisional and subject to change.

The numbers in the table below represent the number of Florida and non-Florida residents for whom test results were received by the Department of Health. A person can be tested by more than one laboratory and can have both positive and negative results. **Therefore, the sum of the numbers in each column will be larger than the total number of people tested.**

Reporting lab	Inconclusive	Negative	Positive	Percent positive	Total
BAY MEDICAL CENTER SACRED HEART HEALTH SYSTEM		2,277	616	21%	2,893
STONE CLINICAL LABORATORIES		2,790	96	3%	2,886
CAREFAST+	1	2,100	783	27%	2,884
AFC PHYSICIANS OF FLORIDA PA		2,341	542	19%	2,883
WALGREENS ORLANDO	3	2,540	340	12%	2,883
ADVENT HEALTH - DADE CITY		2,534	347	12%	2,881
MEDEXPRESS URGENT CARE - CLEWISTON		2,408	472	16%	2,880
MINUTECLINIC LLC #3635		2,478	391	14%	2,869
BLUE MED CONSULTANTS		2,754	110	4%	2,864
CHARLES AIESI CONSULTING INC	13	2,550	300	10%	2,863
BAPTIST HEALTHCARE - GULF BREEZE HOSPITAL	3	2,371	476	17%	2,850
MINUTECLINIC LLC #5157		2,476	354	13%	2,830
EMERGENCY PHYSICIANS MEDICAL CENTER		1,663	1,153	41%	2,816
DR G'S URGENT CARE		2,429	370	13%	2,799
CELESTA MEDICAL SERVICES LLC DBA - AMERICAN RESEARCH LABS		2,544	236	8%	2,780
JUPITER MEDICAL CENTER URGENT CARE		2,177	602	22%	2,779
MINUTECLINIC, LLC # 4469		2,450	321	12%	2,771
CITRUS MEMORIAL HOSPITAL LABORATORY		2,251	511	19%	2,762
MEDEXPRESS URGENT CARE BOCA RATON		2,507	249	9%	2,756
MINUTECLINIC LLC #5069		2,310	438	16%	2,748
SACRED HEART HEALTH SYSTEM, INC	1	1,871	872	32%	2,744
BAPTIST HEALTH SOUTH FLORIDA - MIAMI BEACH URGENT CARE		2,312	408	15%	2,720
DONALD W ROBERTSON DO PA		2,092	585	22%	2,677
JACKSON HOSPITAL CLINICAL LABORATORY		2,339	326	12%	2,665
MINUTECLINIC LLC #214		2,231	434	16%	2,665
PARRISH MEDICAL CENTER	2	2,327	333	13%	2,662
AMELIA EXPRESS CARE LLC	10	2,316	334	13%	2,660
EMERALD COAST URGENT CARE, LLC	1	1,972	660	25%	2,633
FLORIDA MEDICAL CLINIC	3	1,212	1,415	54%	2,630
PATIENTS FIRST - THOMASVILLE ROAD		2,346	284	11%	2,630
LAKE WALES MEDICAL CENTER INC		2,319	309	12%	2,628
BOND URGENT CARE LLC		1,944	644	25%	2,588
MINUTECLINIC LLC #1815		2,302	280	11%	2,582
ADVENT HEALTH - Ocala		2,124	447	17%	2,571
TAMPA COMMUNITY HOSPITAL		2,177	362	14%	2,539
MEDEXPRESS PORT CHARLOTTE		2,218	274	11%	2,492
EMERALD COAST URGENT CARE LLC		1,825	657	26%	2,482
NCHMD INC		2,082	389	16%	2,471
WHOLE FAMILY HEALTH CENTER INC		1,987	483	20%	2,470
MINUTECLINIC LLC #3236		2,111	350	14%	2,461
GENOME LLC	2	2,279	179	7%	2,460
MINI ER WATERFORD LAKES, THE		2,121	339	14%	2,460
INTELEX LABS, LLC		2,377	80	3%	2,457
ASCENSION SACRED HEART - GULF		1,882	546	22%	2,428
PHYSICIANS STAT LAB	3	1,078	1,346	55%	2,427
COMMUNITY HEALTH NORTHWEST FLORIDA	4	1,857	554	23%	2,415
CORE DIAGNOSTIC LABORATORIES LLC	17	2,021	332	14%	2,370



# COVID-19: testing by laboratory

Data through Apr 23, 2021 verified as of Apr 24, 2021 at 09:25 AM

Data in this report are provisional and subject to change.

The numbers in the table below represent the number of Florida and non-Florida residents for whom test results were received by the Department of Health. A person can be tested by more than one laboratory and can have both positive and negative results. **Therefore, the sum of the numbers in each column will be larger than the total number of people tested.**

Reporting lab	Inconclusive	Negative	Positive	Percent positive	Total
OPTUM LABS LLC	1	2,134	205	9%	2,340
MINUTECLINIC LLC #3637		1,868	445	19%	2,313
PHYSICIAN ASSOCIATES		2,070	241	10%	2,311
ASSOCIATED PATHOLOGISTS, LLC	3	1,909	397	17%	2,309
LEE HEALTH - COCONUT POINT CLINICAL LAB	2	1,872	433	19%	2,307
BAPTIST HEALTH EMERGENCY CENTER AT WEST CORAL WAY		1,848	418	18%	2,266
PENSACOLA PEDIATRICS PA	1	2,083	179	8%	2,263
UNIVERSITY OF NORTH FLORIDA STUDENT HEALTH		2,178	79	4%	2,257
PRIMEHEALTH URGENT CARE	1	1,865	361	16%	2,227
NCH NORTHEAST	7	1,743	462	21%	2,212
FLOWERS HOSPITAL		2,009	192	9%	2,201
GRAVITY DIAGNOSTICS, LLC	6	1,991	191	9%	2,188
MINUTECLINIC LLC		1,904	275	13%	2,179
MINUTECLINIC LLC #8927		1,820	343	16%	2,163
MEDICAL CONSULTANTS OF FLORIDA, LLC	2	1,823	325	15%	2,150
APALACHEE CORRECTIONAL INSTITUTION EAST UNIT		2,118	31	1%	2,149
FIU-HEALTH AUXILIARY LABORATORY	6	2,006	132	6%	2,144
MARTIN HEALTH SYSTEM - ST LUCIE WEST		1,950	194	9%	2,144
MINUTECLINIC LLC #5187		1,839	274	13%	2,113
LITTLE PINE PEDIATRICS	1	1,800	276	13%	2,077
BARDMOOR LABORATORY	9	1,741	315	15%	2,065
ADVANCED MEDICAL OF NAPLES LLC		1,822	224	11%	2,046
DOC SMILEYS URGENT CARE LLC		1,669	373	18%	2,042
WHITE WILSON MEDICAL CENTER		662	1,379	68%	2,041
GENUS3		1,964	74	4%	2,038
STATMED OCALA	7	1,833	195	10%	2,035
BAYFRONT HEALTH - CITRUS HILLS		1,791	230	11%	2,021
WILLIAM OWEN PASS PARK		1,738	257	13%	1,995
BIO-TECH CLINICAL LABORATORIES INC		1,703	286	14%	1,989
ARCPOINT LABS		1,389	598	30%	1,987
HEALTH CENTRAL CLINICAL LABORATORY		1,725	239	12%	1,964
DOC SMILEY'S URGENT CARE		1,706	247	13%	1,953
MEDFAST URGENT CARE CENTERS LLC	2	608	1,331	69%	1,941
MINUTECLINIC, LLC #3245		1,575	361	19%	1,936
MIAMI JEWISH HEALTH SYSTEMS		1,830	80	4%	1,910
LABORATORY SPECIALISTS OF MICHIGAN		1,572	330	17%	1,902
GENESIS LABORATORY MANAGEMENT	14	1,614	249	13%	1,877
BROWNWOOD CARE CENTER		1,645	229	12%	1,874
READY RESPONDERS FLORIDA, PLLC		1,596	251	14%	1,847
TOM LEE COMMUNITY HEALTH CENTER	1	1,260	562	31%	1,823
KETAMINE HEALTH CENTERS LLC	1	1,661	152	8%	1,814
ED FRASER MEMORIAL HOSPITAL		1,556	253	14%	1,809
NEIGHBORHOOD MEDICAL CENTER INC	17	1,597	185	10%	1,799
OPTUMCARE FLORIDA LLC		1,472	303	17%	1,775
IGENOMIX USA LLC	52	1,559	163	9%	1,774
PROJECT HEALTH, INC SUMTERVILLE	5	1,454	313	18%	1,772
RIVER TOWN DIAGNOSTIC LLC		1,470	286	16%	1,756

# COVID-19: testing by laboratory

Data through Apr 23, 2021 verified as of Apr 24, 2021 at 09:25 AM

Data in this report are provisional and subject to change.

The numbers in the table below represent the number of Florida and non-Florida residents for whom test results were received by the Department of Health. A person can be tested by more than one laboratory and can have both positive and negative results. **Therefore, the sum of the numbers in each column will be larger than the total number of people tested.**

Reporting lab	Inconclusive	Negative	Positive	Percent positive	Total
PATIENTS FIRST LAKE ELLA MEDICAL CENTER		1,585	168	10%	1,753
SPARROW HEALTHCARE	2	1,494	254	15%	1,750
NORTH SHORE LONG ISLAND JEWISH HEALTH	1	1,646	94	5%	1,741
SUNRISE URGENT CARE ASSOCIATES LLC D/B/A	9	1,212	515	30%	1,736
Community_Health		1,533	199	11%	1,732
LABTECH DIAGNOSTIC		1,409	293	17%	1,702
ER QUICKCARE PL		1,464	233	14%	1,697
PROHEALTH MEDICAL CLINIC		1,055	640	38%	1,695
JW PLASTIC SURGERY		1,449	244	14%	1,693
SHELL POINT NURSING PAVILION	1	1,611	77	5%	1,689
MEDEXPRESS URGENT CARE - JAX ATLANTIC BLVD		1,419	225	14%	1,644
ABSOLUTE GENOMICS	2	1,407	233	14%	1,642
PEDIATRIC HEALTH CARE ALLIANCE - NORTHDAL		1,490	149	9%	1,639
FLORIDA DEPARTMENT OF HEALTH IN POLK COUNTY	2	1,243	393	24%	1,638
BAPTIST HEALTH SOUTH FLORIDA - KEY BISCANE URGENT CARE EXPRESS		1,436	194	12%	1,630
ELLENTON URGENT CARE		1,381	237	15%	1,618
OPTEO LABORATORY		1,572	36	2%	1,608
VRL EUROFINS		1,567	40	2%	1,607
BROAD INSTITUTE CLINICAL SEQUENCING RESEARCH PLATFORM	14	1,525	57	4%	1,596
ADVENTHEALTH CENTRA CARE TRINITY		1,379	215	13%	1,594
QUICK CARE MED		1,268	323	20%	1,591
FIRST QUALITY LABORATORY		1,491	99	6%	1,590
BAPTIST HEALTH SOUTH FLORIDA - COUNTRY WALK URGENT CARE EXPRESS		1,337	245	15%	1,582
ASSURANCE SCIENTIFIC LABORATORIES	1	1,297	283	18%	1,581
MELBOURNE MEDICAL LABORATORY	2	1,367	204	13%	1,573
UNIVERSITY OF ALABAMA AT BIRMINGHAM		1,520	48	3%	1,568
PARAMOUNT URGENT CARE - CLERMONT		875	692	44%	1,567
MATRIX CLINICAL LABS (FORMERLY BIOCERNA LLC)	9	1,372	169	11%	1,550
CAREMED CLINIC LLC	1	1,239	306	20%	1,546
ST ANNES NURSING CENTER		1,504	33	2%	1,537
MYTEST DIAGNOSTICS		1,462	70	5%	1,532
INNOVATIVE TRANSFUSION MEDICINE, INC	11	1,336	179	12%	1,526
PARAMOUNT URGENT CARE VILLAGES		953	563	37%	1,516
BAPTIST HEALTHCARE - JAY HOSPITAL	3	1,126	373	25%	1,502
PALM BAY HOSPITAL CLINICAL LABORATORY		1,093	400	27%	1,493
AMERICAN SCIENTIFIC LABORATORIES LLC		1,465	27	2%	1,492
UHEALTH CLINIC AT WALGREENS		1,206	284	19%	1,490
CAREFAST MURABELLA		981	507	34%	1,488
SMA LAB	12	1,299	159	11%	1,470
NYU HOSPITALS CENTER CLINICAL LABORATORIES		1,416	47	3%	1,463
TREASURE COAST MEDICAL ASSOCIATES INC		747	707	49%	1,454
ADVANCE MEDICAL OF NAPLES		327	1,124	77%	1,451
EUROFINS NTD, LLC		1,406	45	3%	1,451
NORTH VISTA HOSPITAL LABORATORY		1,218	222	15%	1,440
UHEALTH DEERFIELD BEACH/UMSYLVESTER DEERFIELD BEACH LABORATORY	3	1,380	55	4%	1,438
PRIMARY CARE SOUTH INC		954	482	34%	1,436
TEMPUS CLINICAL LABORATORY	10	1,267	155	11%	1,432

# COVID-19: testing by laboratory

Data through Apr 23, 2021 verified as of Apr 24, 2021 at 09:25 AM

Data in this report are provisional and subject to change.

The numbers in the table below represent the number of Florida and non-Florida residents for whom test results were received by the Department of Health. A person can be tested by more than one laboratory and can have both positive and negative results. **Therefore, the sum of the numbers in each column will be larger than the total number of people tested.**

Reporting lab	Inconclusive	Negative	Positive	Percent positive	Total
PATIENTS CHOICE LABORATORIES		831	592	42%	1,423
CREEKSIDE CARE CENTER	1	1,229	180	13%	1,410
COASTAL LABORATORIES	1	1,120	287	20%	1,408
COLLIER URGENT CARE CENTERS CREEKSIDE		1,240	159	11%	1,399
ADDICTION LABS OF AMERICA	3	1,311	83	6%	1,397
AMELIA EXPRESS CARE	1	772	622	45%	1,395
LPG COCONUT POINT		1,142	224	16%	1,366
ASCENSION ST VINCENT'S - SOUTHSIDE		1,308	49	4%	1,357
VAVA PARTNERS LLC		528	822	61%	1,350
PROJECT HEALTH INC	4	1,141	191	14%	1,336
GROWING TOGETHER PEDIATRICS LLC		1,256	70	5%	1,326
NORTH FLORIDA PEDIATRICS - LAKE CITY		1,101	221	17%	1,322
LAB24 INC	3	643	676	51%	1,322
XPRESS URGENT CARE	4	1,109	202	15%	1,315
HOLIDAY CVS LLC DBA CVSPHARMACY #5155		1,231	70	5%	1,301
PEDIATRICS OF CENTRAL FLORIDA PA	20	1,214	65	5%	1,299
PALM HARBOR PHARMACY		1,123	169	13%	1,292
NAPLES URGENT CARE	1	847	442	34%	1,290
ACCESS MEDICAL LABS		749	536	42%	1,285
PALM BEACH ATLANTIC UNIVERSITY		1,242	42	3%	1,284
ADVANCED DIAGNOSTIC LABORATORY		1,233	47	4%	1,280
ST PETERSBURG PEDIATRICS	1	1,147	124	10%	1,272
SOLARIS HEALTHCARE PALATKA		1,159	106	8%	1,265
CARENOW URGENT CARE – FORT PIERCE		897	368	29%	1,265
FG RAPID RESULTS	6	894	360	29%	1,260
NORTH FLORIDA PEDIATRICS-TALLAHASSEE	1	1,156	103	8%	1,260
STAGEZERO LIFE SCIENCES INC	4	1,143	105	8%	1,252
PROFESSIONAL HEALTH EXAMINERS DBA PROHEALTH	1	1,014	228	18%	1,243
USF MORSANI CENTER FOR ADVANCED HEALTH CARE		1,084	148	12%	1,232
COASTAL PEDIATRIC GROUP		1,070	160	13%	1,230
CLINICORE		1,124	91	7%	1,215
EPN URGENT CARE NAPLES	2	792	410	34%	1,204
ARCPOINT LABS OF CORAL SPRINGS FL		992	211	18%	1,203
MINUTE CLINIC INCORPORATE		1,156	42	4%	1,198
PENSACOLA PEDIATRICS PA - TIGER POINT	24	1,038	120	10%	1,182
CATALYST WALK IN CLINIC		942	236	20%	1,178
INTERLACHEN PEDIATRICS PA		1,110	63	5%	1,173
EAST LAKE PEDIATRICS		1,039	131	11%	1,170
MEDLAB DIAGNOSTICS, LLC		1,084	86	7%	1,170
CAPE CANAVERAL HOSPITAL		868	300	26%	1,168
SPEARHEAD MEDICAL		1,039	110	10%	1,149
STEWART REFERENCE LABORATORY	1	611	533	47%	1,145
INTERLACHEN PEDIATRICS		1,099	43	4%	1,142
CAPSTONE HEALTHCARE		802	330	29%	1,132
BETHESDA HEALTH URGENT CARE		959	172	15%	1,131
CLARITY LABS		1,020	108	10%	1,128
HALIFAX MEDICAL CENTER-PORT ORANGE LAB		974	154	14%	1,128

# COVID-19: testing by laboratory

Data through Apr 23, 2021 verified as of Apr 24, 2021 at 09:25 AM

Data in this report are provisional and subject to change.

The numbers in the table below represent the number of Florida and non-Florida residents for whom test results were received by the Department of Health. A person can be tested by more than one laboratory and can have both positive and negative results. **Therefore, the sum of the numbers in each column will be larger than the total number of people tested.**

Reporting lab	Inconclusive	Negative	Positive	Percent positive	Total
VERITAS GENETICS	61	945	119	11%	1,125
TYNDALL AIR FORCE BASE		914	210	19%	1,124
FISHERMENS HOSPITAL CLINICAL LAB		1,025	94	8%	1,119
EMERALD COAST PEDIATRICS		1,058	57	5%	1,115
CYPRESS VILLAGE	1	1,084	27	2%	1,112
GENEIQ		1,045	64	6%	1,109
PRIMARY CARE OF THE TREASURE COAST		970	135	12%	1,105
XYZ LABORATORY	8	942	146	13%	1,096
PROFESSIONAL HEALTH EXAMINERS		948	148	14%	1,096
6TH MEDICAL GROUP - MCDILL AFB	2	1,026	62	6%	1,090
CARE ONE OF FLORIDA LLC		771	309	29%	1,080
BREVARD HEALTH ALLIANCE INC, THE		1,014	63	6%	1,077
ALTAMONTE MD		852	221	21%	1,073
HENDRY REGIONAL MEDICAL CENTER CLINICAL LABORATORY		809	258	24%	1,067
MINUTECLINIC, LLC DBA MINUTECLINIC #4717		1,025	42	4%	1,067
AMERICAN FAMILY CARE PENSACOLA WEST		533	533	50%	1,066
LENCO MEDICAL LABORATORY		1,005	57	5%	1,062
RAINBOW RIVER MEDICAL LABORATORY		978	83	8%	1,061
NORTH OKALOOSA MEDICAL CENTER		702	347	33%	1,049
WOODLANDS MEDICAL SPECIALISTS		768	263	26%	1,031
VRL EUROFINs - DALLAS		1,017	13	1%	1,030
ADVENTHEALTH EXPRESS CARE AT WALGREENS		891	136	13%	1,027
BREVARD HEALTH ALLIANCE		726	293	29%	1,019
THE HEALTH CENTER OF PLANT CITY		941	77	8%	1,018
LOOP PEDIATRICS PA	3	853	154	15%	1,010
VERITOR		850	160	16%	1,010
PHAROS HEALTH		756	252	25%	1,008
SPRING HILL HEALTH AND REHABILITATION CENTER		977	26	3%	1,003
NORTH FLORIDA MEDICAL GROUP		851	152	15%	1,003
CHILDRENS MEDICAL ASSOCIATION		915	88	9%	1,003
BAPTIST HEALTH - MD ANDERSON CANCER CENTER		994	5	1%	999
VIERA HOSPITAL, INC		805	192	19%	997
NORTH FLORIDA PEDIATRICS PA - SUWANNEE	3	863	129	13%	995
C.W. BILL YOUNG VA MEDICAL CENTER	1	22	972	98%	995
LAKELAND REGIONAL HEALTH - PWC/OB		36	954	96%	990
DAIRY ROAD URGENT CARE	2	836	145	15%	983
COVANCE CLINICAL RESEARCH UNIT INC		954	26	3%	980
UNIVERSITY OF WEST FLORIDA STUDENT HEALTH SERVICES	1	843	128	13%	972
NORTH SHORE LIJ URGENT CARE PC		912	56	6%	968
LAB DOCTOR		840	125	13%	965
HISTOPATHOLOGY SERVICES, LLC		857	107	11%	964
CVS HEALTH		756	204	21%	960
FAMILY HEALTH CENTERS OF SOUTHWEST FLORIDA INC		859	101	11%	960
FAST TRACK URGENT CARE CENTER		4	954	100%	958
MOLECULAR TESTING LABS		862	90	9%	952
JACKSONVILLE BEACH PEDIATRIC CARE CENTER		882	70	7%	952
NORTH FLORIDA PEDIATRICS PA	2	832	117	12%	951



# COVID-19: testing by laboratory

Data through Apr 23, 2021 verified as of Apr 24, 2021 at 09:25 AM

Data in this report are provisional and subject to change.

The numbers in the table below represent the number of Florida and non-Florida residents for whom test results were received by the Department of Health. A person can be tested by more than one laboratory and can have both positive and negative results. **Therefore, the sum of the numbers in each column will be larger than the total number of people tested.**

Reporting lab	Inconclusive	Negative	Positive	Percent positive	Total
DEPARTMENT OF CLINICAL LABS	1	916	21	2%	938
E-LAB OF FLORIDA		860	78	8%	938
ENCOMPASS HEALTH		915	22	2%	937
ABBOTT LABORATORIES		814	120	13%	934
CONSULATE HEALTH CARE OF NEW PORT RICHEY	2	806	126	13%	934
INTEGRITY LABORATORIES, LLC	4	763	165	18%	932
TACACHALE CLINICAL LABORATORY	1	877	49	5%	927
24 HOUR PEDIATIC CARE CENTER	4	858	64	7%	926
Point of Care Testing	1	125	800	86%	926
BERNHARDT LABORATORIES	2	838	85	9%	925
GENE TOX WORLDWIDE	60	736	125	14%	921
LEE COUNTY EMERGENCY MEDICAL SERVICE	1	795	123	13%	919
EAST LAKE PEDIATRICS PA		838	80	9%	918
DOCTOR'S MEMORIAL HOSPITAL		751	166	18%	917
PENSACOLA PEDIATRICS	2	821	93	10%	916
REDI MED LLC		742	170	19%	912
PALM GARDEN OF PORT SAINT LUCIE		888	12	1%	900
CALHOUN LIBERTY HOSPITAL		721	168	19%	889
SOLARIS HEALTHCARE CHARLOTTE HARBOR		832	55	6%	887
NCHMD, INC SOUTHEAST IMMEDIATE CARE		690	196	22%	886
MIDWAY SPECIATLY CARE CENTER	3	656	222	25%	881
Fernandina Beach Rehabilitation and Nursing Center	1	854	19	2%	874
COASTAL PHYSICIANS, LLC		706	166	19%	872
MINUTECLINIC LLC, #10357		862	6	1%	868
Tampa Lakes Health and Rehabilitation Center	2	792	73	8%	867
FAMILY HEALTH CENTERS OF SWF LABS	2	751	113	13%	866
CRUCIAL CARE EMERGENCY MEDICINE DOCTORS		691	171	20%	862
PEDIATRIC HEALTHCARE ALLIANCE		809	50	6%	859
SOUTHEAST ALABAMA MEDICAL CENT		797	57	7%	854
ANY LAB TEST NOW	1	583	270	32%	854
Victoria Nursing and Rehabilitation Center		798	55	6%	853
MILLER BIOCONNECT		778	74	9%	852
PALACE NURSING HOME & REHAB CENTER		809	42	5%	851
PRIMARY CARE SERVICES AT ST ANDREWS ESTATES		848	2	0%	850
CENTRAL FLORIDA HEALTH CARE INC		727	121	14%	848
AUGUSTUS LABS LLC		696	148	18%	844
RESTORE HEALTH URGENT CARE		673	163	19%	836
NORTH FL SOUTH GA HCS-LAKE CITY		812	23	3%	835
CLINICAL PATHOLOGY LABS INC		748	87	10%	835
FLORIDA GULF COAST UNIVERSITY		637	196	24%	833
PRIMARY CARE SERVICES AT INDIAN RIVER ESTATES		803	25	3%	828
MEDONE URGENT CARE CENTER		601	224	27%	825
EXPRESS PHARMACY		764	61	7%	825
PEBBLEBROOK PHARMACY	1	689	132	16%	822
LIFE CARE CENTER OF NEW PORT RICHEY		784	37	5%	821
WHITE-WILSON MEDICAL CENTER - FORT WALTON BEACH		797	23	3%	820
FLORIDA HOSPITAL ORLANDO		743	74	9%	817

# COVID-19: testing by laboratory

Data through Apr 23, 2021 verified as of Apr 24, 2021 at 09:25 AM

Data in this report are provisional and subject to change.

The numbers in the table below represent the number of Florida and non-Florida residents for whom test results were received by the Department of Health. A person can be tested by more than one laboratory and can have both positive and negative results. **Therefore, the sum of the numbers in each column will be larger than the total number of people tested.**

Reporting lab	Inconclusive	Negative	Positive	Percent positive	Total
POINT WASHINGTON MEDICAL CLINIC	1	605	209	26%	815
ASAP LABS LLC	7	655	151	19%	813
ASCENSION ST VINCENT'S - CLAY		775	35	4%	810
DYNIX DIAGNOSTICS	2	528	279	34%	809
FLAGLER COUNTY HEALTH DEPARTMENT	3	626	177	22%	806
AMERICAN MEDICAL RESPONSE		797	9	1%	806
GOLDEN GATE FAMILY CLINIC		332	473	59%	805
AFC URGENT CARE CLEARWATER	1	172	627	78%	800
ADVENTHEALTH MEDICAL GROUP PROMPT CARE		576	223	28%	799
NITE LITE PEDIATRICS		234	564	71%	798
Southern Oaks Care Center	1	758	38	5%	797
NONE		308	488	61%	796
TELESCOPE HEALTH LLC	4	671	121	15%	796
VITAS HEALTHCARE CORPORATION OF FLA	1	789	5	1%	795
PALM GARDEN OF VERO BEACH		739	50	6%	789
BHA CENTRAL COUNTY CLINIC		711	77	10%	788
BOND CLINIC PA PEDIATRICS DEPT		727	56	7%	783
MEDICAL CENTER OF DELTONA, INC		669	114	15%	783
MOORINGS PARK INSTITUTE, INC, THE		751	31	4%	782
GULF COAST VILLAGE		740	41	5%	781
CITY MEDICAL OF NEW JERSEY, PC		708	72	9%	780
VENICE REGIONAL BAYFRONT HEALTH (PULMONARY)		637	134	17%	771
CARITHERS PEDIATRIC GROUP		706	59	8%	765
WILLOWBROOKE COURT AT EDGEWATER POINTE ESTATES		755	9	1%	764
CLINICAL ENTERPRISE, INC		740	24	3%	764
KENDALL HEALTHCARE PROPERTIES DBA	2	731	30	4%	763
BOND AND STEELE CLINIC PA		553	209	27%	762
ETHOS WELLNESS PHARMACY		710	49	6%	759
TOTAL RENAL LABORATORIES INC DBA DAVITA LABS	1	643	114	15%	758
BRISTOL AT TAMPA, THE	4	734	17	2%	755
ORLANDO HEALTH AND REHAB CENTER		707	45	6%	752
NORTHEAST FLORIDA NEUROLOGY CLINICS, INC		637	113	15%	750
ORANGE BLOSSOM FAMILY HEALTH		704	39	5%	743
BOCA GRANDE HEALTH CLINIC		702	40	5%	742
ADVENT HEALTH LAB - ORLANDO		434	308	42%	742
J AND G MEDICAL GROUP LLC		608	133	18%	741
SANTA ROSA MEDICAL GROUP		575	166	22%	741
MAIN STREET MEDICAL CENTER		211	529	71%	740
BUFFALO CROSSING HEALTHCARE & REHABILITATION CTR		722	17	2%	739
WHITE WILSON MEDICAL CENTER PA - NAVARRE		615	124	17%	739
PHYSICIANS STAT LAB INC		647	91	12%	738
MOUNT SINAI LABORATORY		693	35	5%	728
PEDIATRIC HEALTHCARE ALLIANCE PA		666	58	8%	724
Crestview Rehabilitation Center	5	590	129	18%	724
DISNEY COVID TEST SITE		703	17	2%	720
LIFE CARE CENTER OF PENSACOLA		668	49	7%	717
GRAND COURT TAMPA		701	4	1%	705



# COVID-19: testing by laboratory

Data through Apr 23, 2021 verified as of Apr 24, 2021 at 09:25 AM

Data in this report are provisional and subject to change.

The numbers in the table below represent the number of Florida and non-Florida residents for whom test results were received by the Department of Health. A person can be tested by more than one laboratory and can have both positive and negative results. **Therefore, the sum of the numbers in each column will be larger than the total number of people tested.**

Reporting lab	Inconclusive	Negative	Positive	Percent positive	Total
ARTHREX MEDICAL CENTER	1	561	140	20%	702
MANOR PINES CONVALESCENT CENTER LLC	1	678	23	3%	702
APLS SERVICES LLC D/B/A CLEAR DIAGNOSTICS	13	675	12	2%	700
BALDWIN PEDIATRICS	1	664	31	4%	696
CHURCH OF SCIENTOLOGY FLAG SERVICE ORGANIZATION		681	15	2%	696
RAINBOW PEDIATRIC CENTER PA		653	43	6%	696
PREMIER MEDICAL LABORATORY SERVICES	2	468	225	32%	695
THE PRESERVE		685	10	1%	695
SUWANNEE HEALTH AND REHABILITATION CENTER		689	5	1%	694
NCH HEALTHCARE SYSTEM MICROBIOLOGY LAB		2	691	100%	693
LIFE CARE CENTER OF ORANGE PARK		659	32	5%	691
FORT MYERS INTERNAL MEDICINE, LLC		623	67	10%	690
JOHN KNOX VILLAGE HEALTH CENTER		661	28	4%	689
GULF COAST MOLECULAR LABORATORIES	13	571	104	15%	688
VETERANS AFFAIRS MEDICAL CENTER	1	45	640	93%	686
EDEN SPRINGS NURSING AND REHAB CENTER		573	111	16%	684
NATURE COAST MEDICAL GROUP		563	120	18%	683
PALM GARDEN OF CLEARWATER		662	18	3%	680
DIAMOND RIDGE HEALTH AND REHABILITATION		644	35	5%	679
MANOR CARE HEALTH SERVICES - FT MYERS		653	26	4%	679
LIFEBRITE	2	459	218	32%	679
MEDICAL FP - WHOLE FAMILY HEALTH CENTER		557	120	18%	677
TREE HOUSE PEDIATRICS PLLC		606	68	10%	674
HOLMES REGIONAL MEDICAL CENTER		11	663	98%	674
NCH HEALTHCARE BONITA		532	141	21%	673
MINI ER ADULT AND PEDIATRIC URGENT CARE		574	98	15%	672
DXTERITY DIAGNOSTICS	2	630	39	6%	671
CHILDRENS CLINIC WEST FLORIDA PEDIATRICS		616	54	8%	670
WATSON THERAPEUTICS INC	1	631	35	5%	667
WELL HEALTH WORKS	3	610	53	8%	666
MEDONE URGENT CARE AT ST. AUGUSTINE		225	440	66%	665
CLEWISTON NURSING AND REHABILITATION CENTER		647	14	2%	661
ST JOHN'S NURSING CENTER		637	24	4%	661
VITAS HEALTHCARE CORP OF CENTRAL FL		635	25	4%	660
MAYFLOWER ASSISTED LIVING		651	7	1%	658
GOLDEN GLADES NURSING & REHABILITATION CTR		638	20	3%	658
CLIFFORD CHESTER SIMS STATE VETERANS		645	12	2%	657
POINT OF CARE TESTING SITE		630	26	4%	656
RUSKIN HEALTH CENTER	1	411	241	37%	653
Signature HealthCare Center of Waterford		617	35	5%	652
MAVERICK LABS		461	189	29%	650
LIFE CARE CENTER OF HILLIARD		626	22	3%	648
WILLOW BROOKE COURT AT INDIAN RIVER ESTATES		601	45	7%	646
MID-FLORIDA PATHOLOGY		481	164	25%	645
BAPTIST PRIMARY CARE	2	522	119	19%	643
EMERALD SHORES HEALTH AND REHABILITATION		545	97	15%	642
HMA SANTA ROSA MEDICAL CENTER LLC DBA		518	123	19%	641

# COVID-19: testing by laboratory

Data through Apr 23, 2021 verified as of Apr 24, 2021 at 09:25 AM

Data in this report are provisional and subject to change.

The numbers in the table below represent the number of Florida and non-Florida residents for whom test results were received by the Department of Health. A person can be tested by more than one laboratory and can have both positive and negative results. **Therefore, the sum of the numbers in each column will be larger than the total number of people tested.**

Reporting lab	Inconclusive	Negative	Positive	Percent positive	Total
SEMINOLE NURSING PAVILION		632	8	1%	640
SHORE ACRES CARE CENTER		599	40	6%	639
NSPIRE HEALTHCARE MIAMI LAKES	8	614	15	2%	637
ADVENT HEALTH - DELTONA ER		530	105	17%	635
SAINTS 120 LLC	1	599	34	5%	634
CARE ONE OF FLORIDA	1	454	176	28%	631
SIGNATURE HEALTHCARE OF BROOKWOOD GARDENS		619	11	2%	630
PHYSICIANS PRIMARY CARE LAB	1	552	77	12%	630
HEARTLAND PEDIATRICS OF LAKE WALES		567	62	10%	629
SOUTHERN LABORATORY SERVICES OF NWF		591	38	6%	629
VETERANS AFFAIRS MEDICAL CENTER - JAMES A HALEY			628	100%	628
QUOTIENT SCIENCES		603	22	4%	625
SABAL PALMS HEALTH AND REHAB		571	54	9%	625
VALENCIA HILLS HEALTH AND REHABILITATION CENTER		609	15	2%	624
BALDOMERO LOPEZ STATE VETERANS NURSING HOME	2	614	6	1%	622
CONSULATE HEALTHCARE OF VERO BEACH	14	525	83	13%	622
PALM GARDEN OF TAMPA		591	30	5%	621
AMERICA'S PHARMACY LLC		548	72	12%	620
SEBASTIAN RIVER MEDICAL CENTER	3	441	176	28%	620
Ocala Family Medical Center Inc	2	540	77	12%	619
MANOR CARE NURSING CENTER OF SARASOTA FL LLC		529	87	14%	616
HOLY CROSS HOSPITAL		12	598	98%	610
CONTINENTAL CLINICAL RESEARCH, LLC		538	70	12%	608
MICHAEL A MIDDLETON MD PA		575	32	5%	607
AFC URGENT CARE FAMILY CARE			607	100%	607
CHILDRENS MEDICAL ASSOCIATION PA		538	68	11%	606
EXPRESS URGENT CARE LLC		1	602	100%	603
VILLA MARIA NURSING & REHAB CENTER INC	1	584	17	3%	602
THERADOC		152	450	75%	602
NAPLES CHILDREN'S URGENT CARE		531	70	12%	601
FHMG FLORIDA HOSPITAL MEDICAL GROUP		557	44	7%	601
DASCENA, INC	3	537	60	10%	600
PATIENTS FIRST - MAHAN DRIVE		164	436	73%	600
PALM GARDEN OF ORLANDO		565	34	6%	599
HARBOUR HEALTH CENTER		581	17	3%	598
Plantation Bay Rehabilitation Center		571	24	4%	595
FLORIDA HOSPITAL WAUCHULA		446	147	25%	593
SOLARIS HEALTHCARE LAKE CITY		491	101	17%	592
BROOKDALE FORT MYERS CYPRESS LAKE		590	2	0%	592
UNIVERSITY OF TAMPA INC, THE		568	21	4%	589
PALMETTO FAMILY HEALTHCARE	1	384	204	35%	589
AFC URGENT CARE SEMINOLE	1		586	100%	587
SHORELINE PHYSICIAN GROUP		364	222	38%	586
WELL-BEING MEDICAL CENTER PLLC		529	56	10%	585
PIONEER CLINICAL LAB LLC		475	108	19%	583
QUALITOX LABORATORIES		399	184	32%	583
FLORIDA DEPARTMENT OF HEALTH IN CALHOUN COUNTY		442	138	24%	580

# COVID-19: testing by laboratory

Data through Apr 23, 2021 verified as of Apr 24, 2021 at 09:25 AM

Data in this report are provisional and subject to change.

The numbers in the table below represent the number of Florida and non-Florida residents for whom test results were received by the Department of Health. A person can be tested by more than one laboratory and can have both positive and negative results. **Therefore, the sum of the numbers in each column will be larger than the total number of people tested.**

Reporting lab	Inconclusive	Negative	Positive	Percent positive	Total
AFC URGENT CARE		167	412	71%	579
URGENT CARE EXPRESS LLC		234	344	60%	578
PALM GARDEN OF OCALA		478	99	17%	577
PRINCIPLE LABORATORY	8	552	16	3%	576
FLORIDA HOSPITAL MEDICAL GROUP		339	237	41%	576
FOUNTAIN MANOR HEALTH AND REHAB CENTER	1	554	20	3%	575
HOPE HOSPICE AND COMMUNITY SERVICES INC	14	540	21	4%	575
TENNESSEE DOH - NASHVILLE	2	504	66	12%	572
MEDICAL VB		451	121	21%	572
PEDIATRICS IN BREVARD PA		510	61	11%	571
ECCOLAB GROUP	1	148	418	74%	567
MANOR OAKS NURSING & REHAB CENTER	5	559	2	0%	566
INTERNAL MEDICINE & PEDIATRICS OF TAMPA BAY PA		489	76	13%	565
HEALTH CENTER AT BRENTWOOD	1	518	46	8%	565
AFC URGENT CARE TYRONE		4	560	99%	564
PREMIER MEDICAL CENTER LLC	11	524	28	5%	563
The Manor at Blue Water Bay		500	61	11%	561
NEMOURS CHILDERN'S HOSPITAL		453	108	19%	561
NEW YORK HOSPITAL LABORATORIES	1	544	16	3%	561
PALM GARDEN OF JACKSONVILLE□	2	474	80	14%	556
DOH – INDIAN RIVER		466	90	16%	556
ADVENTHEALTH MEDICAL GROUP PROMPT CAR	1	410	143	26%	554
RICARDO NAVARRO DO PA		470	84	15%	554
VETERANS AFFAIRS MEDICAL CENTER - GAINESVILLE		3	550	99%	553
The Sands at South Beach		549	4	1%	553
ARCPOINTS LABS		484	68	12%	552
ADVENT HEALTH - WESTCHASE ER		477	74	13%	551
WEST GABLES HEALTH CARE CENTER		537	11	2%	548
VETERANS AFFAIRS MEDICAL CENTER - BAY PINES		18	530	97%	548
VITAE DIAGNOSTICS		534	13	2%	547
NCF DIAGNOSTICS & DNA TECHNOLOGIES	15	213	318	58%	546
THE PALACE AT HOMESTEAD	1	523	21	4%	545
COASTAL URGENT CARE		428	116	21%	544
FIRST CHOICE PEDIATRICS		434	109	20%	543
MEMORIAL PEMBROKE 24/7 CARE CENTER		417	126	23%	543
LAUDERDALE NURSING CENTER LLC	1	523	19	3%	543
DOCTORS CENTER,THE		432	111	20%	543
SUNSHINE URGENT CARE LLC		387	154	28%	541
EXPERTUS LABORATORIES INC		447	91	17%	538
CITRUS NURSING CENTER LLC		491	47	9%	538
NORTH FLORIDA REHABILITATION & SPECIALTY CARE□		529	9	2%	538
RIVER GARDEN HEBREW HOME FOR THE AGED		481	56	10%	537
NURSING PLUS OF BROWARD LLC	1	514	22	4%	537
BENTON PEDIATRICS INC		480	57	11%	537
FLOMEDILAB		301	235	44%	536
ANCIENT CITY PEDIATRICS	1	512	22	4%	535
SANDBAY URGENT CARE		433	100	19%	533

# COVID-19: testing by laboratory

Data through Apr 23, 2021 verified as of Apr 24, 2021 at 09:25 AM

Data in this report are provisional and subject to change.

The numbers in the table below represent the number of Florida and non-Florida residents for whom test results were received by the Department of Health. A person can be tested by more than one laboratory and can have both positive and negative results. **Therefore, the sum of the numbers in each column will be larger than the total number of people tested.**

Reporting lab	Inconclusive	Negative	Positive	Percent positive	Total
ADVENT HEALTH - TIMBERRIDGE ER		449	82	15%	531
HOSPICE OF THE FLORIDA SUNCOAST,THE		524	5	1%	529
MED FAST URGENT CARE CENTER		260	268	51%	528
JACKSON MEMORIAL PERDUE MEDICAL CENTER		500	28	5%	528
MEDICAL CENTER CLINIC-IMMEDIATE CARE	1	423	104	20%	528
JACKSON MEMORIAL LONG TERM CARE CENTER		496	32	6%	528
CHAUTAUQUA REHABILITATION AND NURSING CENTER		514	11	2%	525
PALM BEACH COUNTY FIREFIGHTERS HEALTH CLINIC, LLC		449	76	14%	525
PALM GARDEN OF WINTER HAVEN	3	504	16	3%	523
HERON POINTE HEALTH AND REHABILITATION	1	518	3	1%	522
LIFE CARE CENTER OF PALM BAY□		493	28	5%	521
STEWARD SEBASTIAN RIVER MEDICAL CENTER		462	57	11%	519
FLORIDA DEPARTMENT OF HEALTH CLAY COUNTY	1	418	99	19%	518
FLORIDA HOSPITAL HEARTLAND MED CTR LAKE PLACID		405	113	22%	518
DBI HEALTH INC		502	15	3%	517
Good Samaritan Society Kissimmee Village		451	65	13%	516
HILLCREST HEALTH CARE & REHABILITATION CENTER	3	498	15	3%	516
ENZO CLINICAL LABS INC	3	487	26	5%	516
ORLANDO HEALTH CENTER FOR REHABILITATION		502	14	3%	516
ST CLOUD REGIONAL MEDICAL CENTER CLINICAL LAB		394	121	23%	515
MEDFAST URGENT CARE CENTERS		231	283	55%	514
Palm Garden of Largo		510	4	1%	514
BROWARD PARTNERSHIP	6	500	8	2%	514
Solaris Healthcare Daytona	2	462	48	9%	512
SUSANNA WESLEY HEALTH CENTER		475	37	7%	512
LITTLE PINE PEDIATRICS PLLC	3	448	61	12%	512
CARENOW	2	285	225	44%	512
SOLARIS HEALTHCARE OSCEOLA		484	25	5%	509
PARKLANDS FACILITY INC	4	460	42	8%	506
MEMPHIS PATHOLOGY LABORATORY	5	476	24	5%	505
NEW PLANT CITY FAMILY CARE	1	281	223	44%	505
ADDINGTON PLACE AT WELLINGTON GREEN		493	11	2%	504
FLO-MEDILAB SERVICES LLC		194	309	61%	503
PEDIATRIC ASSOCIATES OF OCALA PA		463	40	8%	503
PORT SAINT LUCIE HOSPITAL		493	9	2%	502
ORLANDO VA MEDICAL CENTER		2	500	100%	502
ASCEND CLINICAL	7	415	80	16%	502
GANDY CROSSING CARE CENTER	1	484	16	3%	501
ORLANDO ORTHOPAEDIC OUTPATIENT SURGERY CENTER LLC		497	4	1%	501
MANOR AT CARPENTERS		469	32	6%	501
PLANT CITY PEDIATRICS	1	394	104	21%	499
MAGNOLIA FAMILY URGENT CARE		452	47	9%	499
PEDIATRICS BY THE SEA		473	26	5%	499
CLINICAL PATHOLOGY LABS		388	111	22%	499
NORTH FLORIDA RETIREMENT VILLAGE		494	4	1%	498
PW WINDERMERE SUBTENANT LLC		495	3	1%	498
BROOKSVILLE HEALTHCARE CENTER LLC□		484	13	3%	497



# COVID-19: testing by laboratory

Data through Apr 23, 2021 verified as of Apr 24, 2021 at 09:25 AM

Data in this report are provisional and subject to change.

The numbers in the table below represent the number of Florida and non-Florida residents for whom test results were received by the Department of Health. A person can be tested by more than one laboratory and can have both positive and negative results. **Therefore, the sum of the numbers in each column will be larger than the total number of people tested.**

Reporting lab	Inconclusive	Negative	Positive	Percent positive	Total
Ocala Health and Rehabilitation Center		473	23	5%	496
DIGNITY HEALING, LLC		477	17	3%	494
TRINITY REGIONAL REHAB CENTER		471	23	5%	494
GOOD SAMARITAN CENTER		491	3	1%	494
STARKE FAMILY MEDICAL CENTER		400	93	19%	493
BAPTIST PRIMARY CARE, INC		460	31	6%	491
Quest Diag Unspecifd	1	326	163	33%	490
FAIRWAY OAKS CENTER LLC	6	473	6	1%	485
Cypress Cove Care Center		384	100	21%	484
MEDIPATH		57	427	88%	484
ASSOCIATESMD MEDICAL GROUP INC		413	71	15%	484
VITAS LUTHERAN TOWERS INPATIENT PROGRAM		418	65	13%	483
BONIFAY NURSING AND REHAB CENTER		452	31	6%	483
UNIVERSITY OF CENTRAL FLORIDA HEALTH SERVICES		463	20	4%	483
Life Care Center of Punta Gorda	1	467	15	3%	483
NEW YORK PRESBYTERIAN - CUMC CLINICAL		462	19	4%	481
HARTS HARBOR HEALTH CARE CENTER		457	24	5%	481
CONSULATE HEALTH CARE OF BAYONET POINT	4	469	7	1%	480
MOOSEHAVEN HEALTH CENTER		437	43	9%	480
Colonial Lakes Health Care		434	45	9%	479
TIDEWELL HOSPICE INC	2	470	7	1%	479
Solaris HealthCare Windermere		446	33	7%	479
KINDRED HOSPITAL	10	445	22	5%	477
NAVAL HOSPITAL - JACKSONVILLE		137	340	71%	477
THE VILLAGES REGIONAL HOSPITAL FREESTANDING		431	46	10%	477
MOBILE MEDICAL ASSOCIATES PL	17	408	52	11%	477
FLORIDA STATE HOSPITAL CLINICAL LABORATORY		473	3	1%	476
ADVENTHEALTH EXPRESS CARE AT WALGREENS 49TH STREET		405	71	15%	476
Williston Care Center		413	63	13%	476
Consulate Health Care of North Fort Myers		463	13	3%	476
EPN URGENT CARE		83	392	83%	475
JAMES A HALEY VETERANS HOSPITAL			475	100%	475
MEDSCAN LABORATORY INC	1	256	217	46%	474
VITAS HEALTHCARE CORPORATION		468	5	1%	473
ENCOMPASS HEALTH REHABILITATION HOSPITAL OF SUNRISE	8	457	7	1%	472
EMERALD COAST PEDIATRICS & ADOL		408	64	14%	472
Q ANSWER LAB	1	410	59	13%	470
NTD_EUROFINS_AIMS		429	40	9%	469
Parkview Rehabilitation Center at Winter Park		459	10	2%	469
WHITE-WILSON MEDICAL CENTER - NICEVILLE		419	50	11%	469
Darcy Hall Of Life Care		456	13	3%	469
PINES OF SARASOTA		459	9	2%	468
ABBAY DELRAY		461	6	1%	467
CLERMONT HEALTH AND REHABILITATION CENTER		434	32	7%	466
BROOKDALE PALMER RANCH	1	407	57	12%	465
HEALTHY STEPS PEDIATRICS		416	49	11%	465
SOLARIS HEALTHCARE MERRITT ISLAND		412	52	11%	464

# COVID-19: testing by laboratory

Data through Apr 23, 2021 verified as of Apr 24, 2021 at 09:25 AM

Data in this report are provisional and subject to change.

The numbers in the table below represent the number of Florida and non-Florida residents for whom test results were received by the Department of Health. A person can be tested by more than one laboratory and can have both positive and negative results. **Therefore, the sum of the numbers in each column will be larger than the total number of people tested.**

Reporting lab	Inconclusive	Negative	Positive	Percent positive	Total
ELLENTON PEDIATRICS		445	19	4%	464
Santa Rosa Center for Rehabilitation and Healing		392	71	15%	463
AMEERAH LABS, LLC	2	376	84	18%	462
UNIVERSITY OF TAMPA STUDENT HEALTH AND SHC CLINICAL LABORATORY		293	168	36%	461
LA MER NH LLC		453	8	2%	461
THE PALACE MANAGEMENT - THE PALACE AT CORAL GABLES		458	3	1%	461
THE SPRINGS AT BOCA CIEGA BAY		449	11	2%	460
AMBULATORY SURGERY CENTER OF BOCA RATON LTD		453	4	1%	457
CLARIDGE HOUSE NURSING CENTER		437	18	4%	455
OKEECHOBEE COUNTY HEALTH DEPT	1	333	121	27%	455
Manatee Springs Rehabilitation and Nursing Center		434	20	4%	454
University Crossing		451	2	0%	453
PENSACOLA PEDIATRICS MILTON		394	58	13%	452
FAMILY EXPRESS URGENT CARE		5	446	99%	451
PRO HEALTH		202	248	55%	450
SOLARIS HEALTHCARE BAYONET POINT		431	19	4%	450
SMA SPECIALTY MEDICAL LAB		120	327	73%	447
DIAMOND RIDGE HEALTH AND REHABILITATION CENTER		424	22	5%	446
MIDWAY SPECIALTY CARE CENTER	3	327	114	26%	444
TUSKAWILLA NURSING AND REHAB CENTER	2	434	7	2%	443
FAMILY CARE PARTNERS OF NORTHEAST FLORIDA LLC		365	78	18%	443
ST ANDREWS BAY SKILLED NURSING &		382	61	14%	443
ROLLINS COLLEGE WELLNESS CENTER		130	313	71%	443
EMED LABS, LLC	3	425	15	3%	443
EMERITUS AT NAPLES	2	439	1	0%	442
ORCHARD PARK HEALTH & REHABILITATION		434	6	1%	440
HEALTHWORKS MED GROUP OF FLORIDA PA	3	427	9	2%	439
TREASURE COAST COMMUNITY HEALTH	3	362	74	17%	439
BROOKDALE LAKE TAVARES		431	7	2%	438
INDIAN RIVER CTR, LLC		386	52	12%	438
PALM GARDEN OF WEST PALM BEACH	4	419	15	3%	438
Bardmoor Oaks Healthcare and Rehabilitation Center		422	14	3%	436
WATERMARK LAKE POINTE WOODS LLC		417	18	4%	435
ABBOTT DIAGNOSTICS		409	26	6%	435
BODYK		424	10	2%	434
ST PETERSBURG PEDIATRICS-PARK BLVD		392	42	10%	434
AYERS HEALTH & REHABILITATION CENTER		427	7	2%	434
APP-UNIPATH, LLC	2	416	15	3%	433
ST PETERSBURG PEDIATRICS-SEMINOLE BLVD		361	71	16%	432
MANORCARE HEALTH SERVICES - VENICE		375	56	13%	431
ATLANTIC SHORES NURSING AND REHAB CENTER	1	419	11	3%	431
BHA TITUSVILLE CLINIC		401	30	7%	431
VILLAGE DOCTORS OF KEYSTONE		342	88	20%	430
FLORIDA DEPT OF HEALTH IN BREVARD COUNTY	3	364	63	15%	430
AVECINA MEDICAL JULINGTON	1	240	189	44%	430
Bayside Care Center	1	408	20	5%	429
SEASIDE HEALTH AND REHABILITATION CENTER		369	59	14%	428



# COVID-19: testing by laboratory

Data through Apr 23, 2021 verified as of Apr 24, 2021 at 09:25 AM

Data in this report are provisional and subject to change.

The numbers in the table below represent the number of Florida and non-Florida residents for whom test results were received by the Department of Health. A person can be tested by more than one laboratory and can have both positive and negative results. **Therefore, the sum of the numbers in each column will be larger than the total number of people tested.**

Reporting lab	Inconclusive	Negative	Positive	Percent positive	Total
BLOUNTSTOWN REHABILITATION CENTER LLC		321	107	25%	428
Heartland Healthcare of Ft. Myers	1	424	2	0%	427
HOLISTIX TREATMENT CENTERS		417	10	2%	427
SAMANTHA WILSON CARE CENTER	4	411	11	3%	426
Destin Healthcare and Rehabilitation Center	1	385	40	9%	426
AZALEA TRACE PHYSICIAN SERVICES		418	7	2%	425
FLORIDA DEPARTMENT OF HEALTH IN LIBERTY COUNTY	3	324	97	23%	424
MANOR CARE OF BOYNTON BEACH LLC		400	24	6%	424
LORI MCAULIFFE MD PA		377	45	11%	422
LEHIGH REGIONAL MEDICAL CENTER LAB	2	372	47	11%	421
LIFE CARE CENTER OF WINTER HAVEN		400	20	5%	420
AVANTE AT OCALA INC	2	387	31	7%	420
GARCIA CLINICAL LABORATORY		28	392	93%	420
MARION AND BERNARD L SAMSON NURSING CENTER		414	4	1%	418
PALMS OF SEBRING		379	37	9%	416
PARTICLE THEORY LABS		393	23	6%	416
ONESTOP MEDICAL AND URGENT CARE LLC		363	52	13%	415
PruittHealth Panama City	1	350	64	15%	415
DIAGNOSTIC & CLINICAL CARE SERVICES INC DBA		329	84	20%	413
FLORIDA DEPARTMENT OF HEALTH		361	52	13%	413
Timberidge Center for Rehabilitation and Healing		378	35	8%	413
ORCHARD RIDGE CARE AND REHABILITATION CENTER		393	19	5%	412
Life Care Center of Ocala		342	70	17%	412
HEALTH PARK CARE CENTER		404	7	2%	411
MINUTECLINIC LLC #3671		366	44	11%	410
SABAL DIRECT PRIMARY CARE, PA		332	78	19%	410
LIFE CARE PONTE VEDRA INC		398	12	3%	410
HARDEE COUNTY HEALTH DEPARTMENT		330	79	19%	409
LIFE HOPE LABS, LLC		398	11	3%	409
HEALTH CENTRAL PARK		342	67	16%	409
NATIONS BEST FAMILY HEALTH CARE		227	181	44%	408
FLORIDA HEART & VASCULAR MULTISPECIALTY GROUP PA		306	102	25%	408
PEDIATRIC HEALTH CARE ALLIANCE, PA		365	42	10%	407
SUNLAND MARIANNA COX MEDICAL CENTER		364	43	11%	407
TIDE LABORATORIES		362	45	11%	407
WALGREENS 3173		369	37	9%	406
BRIDGEWATER PARK HEALTH AND REHAB		374	32	8%	406
TRI-COUNTY NURSING AND REHABILITATION CENTER INC		389	15	4%	404
BOULEVARD REHABILITATION CENTER		388	16	4%	404
Solaris Healthcare Lake Bennet		366	38	9%	404
TAMARAC REHABILITATION & HEALTH CENTER		397	6	1%	403
ELMCROFT PINECREST	1	373	27	7%	401
Bay Breeze Senior Living and Rehabilitation Center		347	53	13%	400
UR MEDICINE LABS- CENTRAL LABORATORY		373	26	7%	399
HCSO OCCUPATIONAL HEALTH AND WELLNESS CENTER		321	78	20%	399
SUN COUNTRY PEDIATRICS PLLC	9	353	37	9%	399
ADVENTHEALTH EXPRESS CARE AT		326	72	18%	398

# COVID-19: testing by laboratory

Data through Apr 23, 2021 verified as of Apr 24, 2021 at 09:25 AM

Data in this report are provisional and subject to change.

The numbers in the table below represent the number of Florida and non-Florida residents for whom test results were received by the Department of Health. A person can be tested by more than one laboratory and can have both positive and negative results. **Therefore, the sum of the numbers in each column will be larger than the total number of people tested.**

Reporting lab	Inconclusive	Negative	Positive	Percent positive	Total
INNOVATIVE GENOMICS, LLC	3	359	36	9%	398
FLETCHER HEALTH AND REHABILITATION CENTER		395	3	1%	398
PALM BEACH PEDIATRICS PA	2	344	52	13%	398
MEDFAST URGENT CARE CENTER		167	231	58%	398
METROPOLITAN HOSPITAL CENTER		389	7	2%	396
HARDEE MANOR HEALTH CARE CENTER	1	390	4	1%	395
MINI ER AND URGENT CARE		289	105	27%	394
PENSACOLA PEDIATRICS, PA		378	16	4%	394
BAPTIST PRIMARY CARE INC	1	364	27	7%	392
Coastal Health and Rehabilitation Center		380	11	3%	391
BAY VILLAGE OF SARASOTA INC		388	3	1%	391
EXCEL PEDIATRICS		332	58	15%	390
BARBER		13	376	97%	389
ROSEWOOD HEALTH AND REHABILITATION CENTER		362	25	6%	387
SPECIALTY HEALTH AND REHABILITATION CENTER		362	25	6%	387
WIMAUMA COMMUNITY HEALTH CENTER		322	65	17%	387
CHEEK AND SCOTT DRUGS INC		317	68	18%	385
OCEAN VIEW NURSING AND REHAB CENTER		363	22	6%	385
Stacey Health Care Centers Inc. dba Riverside Care Center		355	30	8%	385
AVANTE AT MT DORA		375	8	2%	383
BOCA BIOLISTICS REFERENCE LABORATORY	3	253	126	33%	382
BARTON HEALTH ALLIANCE	3	334	45	12%	382
BROOKDALE PADDOCK HILLS	2	378	2	1%	382
SERENADES IN THE VILLAGES		328	53	14%	381
HENDRY REGIONAL MEDICAL CENTER		107	274	72%	381
SEA BREEZE REHAB AND NURSING CENTER□		372	9	2%	381
RITECARE MEDICAL CENTER		291	90	24%	381
SIGNATURE HEALTHCARE OF NORTH FLORIDA		375	4	1%	379
MADISON FACILITY INC		372	7	2%	379
ACCESS MEDICAL CENTER	1	344	33	9%	378
CORAL TRACE HEALTH CARE□	2	371	5	1%	378
24/7 PEDIATRIC CARE CENTERS INC		356	21	6%	377
GEORGIA PUBLIC HEALTH LABORATORY		350	26	7%	376
BAYA PHARMACY WEST		8	368	98%	376
FAIR HAVENS CENTER, OPCO		368	7	2%	375
solaris Healthcare Parkway	2	355	18	5%	375
VILLAGE DOCTORS FAMILY MEDICAL CENTER OF		309	66	18%	375
Vi at Lakeside Village Skilled Nursing		359	15	4%	374
Life Care Center at Inverrary		362	10	3%	372
SPRINGTREE REHAB & HEALTH CARE CENTER		348	24	6%	372
BAYSHORE DIAGNOSTICS		328	44	12%	372
MACDILL AIR FORCE BASE		330	41	11%	371
URGENT CARE BETHESDA	1	318	52	14%	371
VETERANS AFFAIRS MEDICAL CENTER - LAKE CITY		52	318	86%	370
INFORM DIAGNOSTICS		361	9	2%	370
ST CATHERINE'S WEST REHABILITATION HOSPITAL		357	13	4%	370
JACKSONVILLE KIDS PEDIATRICS, PLLC		335	35	9%	370

# COVID-19: testing by laboratory

Data through Apr 23, 2021 verified as of Apr 24, 2021 at 09:25 AM

Data in this report are provisional and subject to change.

The numbers in the table below represent the number of Florida and non-Florida residents for whom test results were received by the Department of Health. A person can be tested by more than one laboratory and can have both positive and negative results. **Therefore, the sum of the numbers in each column will be larger than the total number of people tested.**

Reporting lab	Inconclusive	Negative	Positive	Percent positive	Total
ADVENT HEALTH - TAMPA		148	221	60%	369
MY HEALTHY BLUEPRINT BY BAPTIST HEALTH CARE		309	60	16%	369
KISSIMMEE FACILITY OPERATIONS LLC		345	24	7%	369
Solaris HealthCare Imperial		360	8	2%	368
ARCPPOINT LABS OF SARASOTA MANATEE		285	83	23%	368
BEAR CREEK NURSING CENTER		362	5	1%	367
EPWORTH VILLAGE RETIREMENT COMMUNITY		361	6	2%	367
TRENTON MEDICAL CENTER INC DBA PALMS MEDICAL GROUP	4	270	93	25%	367
SANFORD LABORATORIES		333	32	9%	365
COLOR GENOMICS, INC.	2	357	6	2%	365
NAIA		362	1	0%	363
FL HUD DESTIN, LLC D/B/A GRAND BOULEVARD HEALTH		323	39	11%	362
LAKE EUSTIS HEALTH AND REHABILITATION CENTER		354	8	2%	362
HAINES CITY REHABILITATION AND NURSING CENTER		338	24	7%	362
LASER & SURGERY CENTER OF THE PALM BEACHES		359	2	1%	361
PALMETTO SUBACUTE CARE CENTER		350	11	3%	361
Solaris Healthcare Coconut Creek		354	6	2%	360
HOLIDAY CVS LLC DBA CVS/PHARMACY #0440		343	16	4%	359
ELMHURST HOSPITAL CENTER	1	328	30	8%	359
BAPTIST HEALTH URGENT CARE AT PLANTATION		295	62	17%	357
AVANTE AT LEESBURG INC		350	5	1%	355
ESTERO ISLAND MEDICAL CENTER		281	73	21%	354
Marshall Health and Rehabilitation Center		304	49	14%	353
COMMUNITY HEALTH AND REHABILITATION CENTER		290	63	18%	353
LUIS A GHIGLINO MD PA		342	11	3%	353
ADVANCED AMBULATORY SURGERY CENTER		339	13	4%	352
VILLAGE AT VIENNA SQUARE,THE	6	329	17	5%	352
MY CLINICAL LAB		223	129	37%	352
BAPTIST HEALTH SOUTH FLORIDA - WEST BOCA URGENT CARE		289	63	18%	352
TAVARES PEDIATRICS		298	53	15%	351
CORAL BAY HEALTHCARE AND REHABILITATION	1	338	12	3%	351
FOUNTAIN INN NURSING & REHABILITATION CTR, INC		344	6	2%	350
MANOR CARE OF NAPLES FL LLC		344	4	1%	348
FAMILY CARE PARTNERS OF NE FLORIDA LLC		273	74	21%	347
RIVERS FAMILY MEDICINE PA		263	84	24%	347
The Care Center at Pinellas Park	1	335	11	3%	347
SELECT REFERENCE LABORATORIES, LLC	1	333	12	3%	346
HEALTH DESIGNS		332	14	4%	346
USAFSAM/PHE		175	170	49%	345
SOUTHWEST ORLANDO FAMILY MEDICINE, PL		285	59	17%	344
MINUTECLINIC LLC #3281		289	55	16%	344
FLORIDA HEALTH CARE PLANS			344	100%	344
ARGO SENIOR LIVING AT HAVERHILL		323	21	6%	344
RENAISSANCE AT THE TERRACES		340	3	1%	343
The Grove Health and Rehabilitation		318	24	7%	342
HOLLEY NAVARRE MEDICAL CLINIC		263	79	23%	342
ADVENT HEALTH CENTRA CARE - PALM COAST		80	262	77%	342

# COVID-19: testing by laboratory

Data through Apr 23, 2021 verified as of Apr 24, 2021 at 09:25 AM

Data in this report are provisional and subject to change.

The numbers in the table below represent the number of Florida and non-Florida residents for whom test results were received by the Department of Health. A person can be tested by more than one laboratory and can have both positive and negative results. **Therefore, the sum of the numbers in each column will be larger than the total number of people tested.**

Reporting lab	Inconclusive	Negative	Positive	Percent positive	Total
PALMS REHABILITATION AND HEALTHCARE CENTER		302	38	11%	340
CRONOS CLINICAL LABORATORY	22	227	91	27%	340
FRICKS PHARMACY		275	63	19%	338
MEDICAL CENTER AT OCEAN REEF,THE		321	17	5%	338
AVON PARK PEDIATRICS INC	3	298	37	11%	338
KEY WEST HEALTH AND REHAB	1	329	8	2%	338
DEPARTMENT OF HEALTH BUREAU OF FAMILY		329	8	2%	337
AVENTURA REHAB AND NURSING CENTER		321	16	5%	337
JACKSON PLAZA NURSING & REHAB CENTER	6	322	9	3%	337
KENNEDY PAIN CLINIC GROUP LLC		301	34	10%	335
REGENTS PARK OF BOCA RATON□		331	4	1%	335
BAYFRONT MEDICAL		300	35	10%	335
MIAMI CEREBRAL PALSY RESIDENTIAL		334	1	0%	335
LIFE BRITE	1	316	17	5%	334
NORTH PINELLAS STATMED QUICK QUALITY CLINICS		236	97	29%	333
Avante at St Cloud, Inc.		323	10	3%	333
VILLAGE PLACE NH LLC□		302	31	9%	333
RULEME CENTER	2	300	30	9%	332
LabCorp (Non-Interfaced)	2	129	201	61%	332
GOOD SAMARITAN SOCIETY-DAYTONA		311	21	6%	332
HOSPICE OF LAKE & SUMTER INC	1	323	8	2%	332
DELTONA HEALTH CARE		307	24	7%	331
Life Care Center at Wells Crossing		309	21	6%	330
JACKSONVILLE VA UNIVERSITY OPC	4	317	9	3%	330
PHYSICIANS REGIONAL WALK-IN		196	134	41%	330
Concordia Village of Tampa AL		325	5	2%	330
MACCLENNY NURSING AND REHAB		311	18	5%	329
FLORIDA KEYS PEDIATRICS & ADOLESCENT CENTER		311	18	5%	329
POMPANO REHABILITATION AND NURSING CTR		324	4	1%	328
Avante at Inverness		324	3	1%	327
ROSEN MEDICAL CENTER		285	42	13%	327
AMERICAN FINNISH NURSING HOME	2	317	8	2%	327
ST JOSEPH'S HOSPITAL LABORATORY		1	325	100%	326
MANORCARE AT LELY PALMS		321	5	2%	326
ST LUCIE EMPLOYEE HEALTH & WELLNESS CENTER		316	10	3%	326
SILVER CREEK SENIOR LIVING COMMUNITY		321	5	2%	326
Surrey Place Healthcare and Rehabilitation		324	2	1%	326
PIONEER CLINICAL LAB, LLC		212	113	35%	325
LODGE HEALTH AND REHABILITATION CENTER, THE		292	33	10%	325
PEACHTREE IMMEDIATE CARE		264	60	19%	324
ST JUDE CHILDREN'S RESEARCH HOSPITAL		309	15	5%	324
CITY OF PORT SAINT LUCIE		299	24	7%	323
SIGNATURE HEALTHCARE AT THE COURTYARD		276	47	15%	323
WESTCHESTER GARDENS LIMITED PARTNERSHIP		314	9	3%	323
ST JAMES HEALTH AND REHABILITATION CENTER		236	87	27%	323
SUNCOAST URGENT CARE		242	80	25%	322
DAYTONA BEACH HEALTH AND REHAB CENTER		320	2	1%	322



# COVID-19: testing by laboratory

Data through Apr 23, 2021 verified as of Apr 24, 2021 at 09:25 AM

Data in this report are provisional and subject to change.

The numbers in the table below represent the number of Florida and non-Florida residents for whom test results were received by the Department of Health. A person can be tested by more than one laboratory and can have both positive and negative results. **Therefore, the sum of the numbers in each column will be larger than the total number of people tested.**

Reporting lab	Inconclusive	Negative	Positive	Percent positive	Total
REHABILITATION CENTER OF LAKE CITY, THE		294	28	9%	322
Life Care Center of Sarasota		307	13	4%	320
LUTHERAN HAVEN		311	9	3%	320
COLLIER COUNTY JAIL		318	2	1%	320
EDGEWATER AT WATERMAN VILLAGE,THE		303	16	5%	319
PruittHealth Santa Rosa		225	94	29%	319
BIOCEPT		297	22	7%	319
AVELLINO LAB USA, INC	1	304	13	4%	318
CRYSTAL RIVER HEALTH & REHAB		315	3	1%	318
HEATHER HILL HEALTHCARE CENTER		270	47	15%	317
ACCURATE DIAGNOSTIC LABS, INC		299	18	6%	317
Avante at Orlando	1	309	6	2%	316
TALLAHASSEE NHHI LLC	1	288	27	9%	316
BAY COUNTY SHERIFFS OFFICE JAIL FACILITY		262	53	17%	315
MEDEXPRESS LUTZ		3	312	99%	315
HUNT CLUB PEDIATRIC ASSOCIATES, P.A.		269	45	14%	314
GENESIS MEDICAL LABORATORY MIAMI FL.		83	230	73%	313
CROSS POINTE CARE CENTER	2	305	6	2%	313
GENETIC TECHNOLOGICAL INNOVATIONS, LLC		299	13	4%	312
EAST RIDGE RETIREMENT VILLAGE		310	2	1%	312
NAPHCARE, INC AT MANATEE COUNTY JAIL		286	26	8%	312
STATMED QUICK QUALITY CLINIC AT NORTH PINELLAS		66	246	79%	312
CENTERSTONE OF FLORIDA☐		285	26	8%	311
HOMESTEAD MANOR	2	268	41	13%	311
TIERRA PINES CENTER		297	13	4%	310
OSPREY LODGE		248	59	19%	307
LAKELAND REGIONAL HEALTH SYSTEMS INC		39	266	87%	305
CLARE BRIDGE ORMOND BEACH	1	303			304
AFTER HOURS PEDIATRICS INC	1	1	301	99%	303
SILVERCREST HEALTH AND REHABILITATION CENTER	3	292	8	3%	303
PERSONALIZED GENETIC TESTING	3	199	100	33%	302
ARDEN COURTS OF TAMPA☐	2	294	5	2%	301
ARCPOINT LABS OF ST PETERSBURG		209	91	30%	300
CONSULATE HEALTH CARE OF SAFETY HARBOR		293	7	2%	300
SARAPATH DIAGNOSTICS		172	127	42%	299
BUENA VISTA URGENT CARE		264	34	11%	298
ELLENTON PEDIATRICS PA		280	18	6%	298
APOLLO HEALTH & REHABILITATION		290	7	2%	297
Chatsworth at PGA National, LLC		283	13	4%	296
LAKE PARK OF MADISON		285	11	4%	296
BROOKDALE DESTIN		284	12	4%	296
220 GOLDEN, LLC	1	279	16	5%	296
BAYA POINTE NURSING AND REHABILITATION		212	83	28%	295
Sunset Point Center		291	4	1%	295
CONCIMED LLC		264	31	11%	295
CYPRESS COVE		289	6	2%	295
LONGWOOD FAMILY PRACTICE		226	69	23%	295

# COVID-19: testing by laboratory

Data through Apr 23, 2021 verified as of Apr 24, 2021 at 09:25 AM

Data in this report are provisional and subject to change.

The numbers in the table below represent the number of Florida and non-Florida residents for whom test results were received by the Department of Health. A person can be tested by more than one laboratory and can have both positive and negative results. **Therefore, the sum of the numbers in each column will be larger than the total number of people tested.**

Reporting lab	Inconclusive	Negative	Positive	Percent positive	Total
ALLIANCE PEDIATRICS PA		288	7	2%	295
WILLISTON PEDIATRICS PA	1	255	39	13%	295
HAVEN OF OUR LADY OF PEACE INC		286	8	3%	294
ENCOMPASS HEALTH REHABILITATION OF SEA PINES		293	1	0%	294
FLORIDA ATLANTIC UNIVERSITY STUDENT HEALTH		242	51	17%	293
WHITE WILSON MEDICAL IMMEDIATE CARE NICEVILLE		67	226	77%	293
RIVERWOOD HEALTH NH LLC		254	39	13%	293
GULF COAST MEDICAL CENTER		287	6	2%	293
PONTE VEDRA GARDENS		292	1	0%	293
NORTHWEST MEDICAL CENTER CLINICAL LABORATORY		175	118	40%	293
renaissance health and rehabilitation center		266	26	9%	292
HOLISTIC PEDIATRICS GROUP LLC		268	23	8%	291
BIOIQ		243	48	16%	291
PALM GARDEN OF GAINESVILLE	2	285	2	1%	289
West Melbourne Health and Rehabilitation Center		288	1	0%	289
USA HEALTH UNIVERSITY HOSPITAL CLINICAL LABORATORY	1	278	10	3%	289
AUBURN UNIVERSITY MEDICAL CLINIC		227	62	21%	289
STERLING HOUSE OF DELAND		288	1	0%	289
AMERICAN HEALTH ASSOCIATES INC	1	270	18	6%	289
DOCTORS MEMORIAL HOSPITAL		158	131	45%	289
DE LUNA HEALTH AND REHABILITATION CENTER		266	23	8%	289
CONEY ISLAND HOSPITAL	1	276	11	4%	288
W FRANK WELLS NURSING HOME		258	29	10%	287
Terrace Health and Rehab		283	4	1%	287
WESTWOOD HEALTHCARE SNF		241	46	16%	287
PEDIATRICS IN BREVARD PA- ROCKLEDGE		242	45	16%	287
ARBOR FACILITY INC		283	3	1%	286
Solaris Senior Living North Naples ALF		277	9	3%	286
LAKESIDE NEUROLOGIC		272	13	5%	285
AMERICAN RESEARCH LABS		249	36	13%	285
CHIPOLA HEALTH AND REHAB		266	18	6%	284
HIGHLANDS URGENT CARE			284	100%	284
DAVID SCOTT MADWAR MD PA□		254	29	10%	283
AURORA DIAGNOSTICS BERNHARDT LABORATORIES PATHOLOGY SERVICE		190	93	33%	283
MIDWAY PRIMARY CARE, LLC	11	180	91	32%	282
JACKSONVILLE UNIVERSITY	1	266	15	5%	282
PROTEUS MOLECULAR AND CLINICAL LAB	1	169	112	40%	282
CHIPOLA MEDICAL ASSOCIATES, LLC		205	76	27%	281
PAVILION FOR HEALTHCARE, THE		278	3	1%	281
PALMS FACILITY INC		264	16	6%	280
HARBOURWOOD	1	272	7	3%	280
VETERANS AFFAIRS MEDICAL CENTER - MIAMI		2	277	99%	279
MEDICATION ROOMS-CSU/CI NURSE STATION	1	264	13	5%	278
BROWARD NURSING & REHABILITATION CTR	8	256	14	5%	278
SIGNATURE HEALTHCARE OF ORANGE PARK		274	4	1%	278
BRENTWOOD RETIREMENT COMMUNITY	5	239	34	12%	278
PRUITT HEALTH-SANTA ROSA		275	2	1%	277



# COVID-19: testing by laboratory

Data through Apr 23, 2021 verified as of Apr 24, 2021 at 09:25 AM

Data in this report are provisional and subject to change.

The numbers in the table below represent the number of Florida and non-Florida residents for whom test results were received by the Department of Health. A person can be tested by more than one laboratory and can have both positive and negative results. **Therefore, the sum of the numbers in each column will be larger than the total number of people tested.**

Reporting lab	Inconclusive	Negative	Positive	Percent positive	Total
Crossbreeze care center	1	274	2	1%	277
Rehabilitation Center for Park Place LLC		266	11	4%	277
JUPITER MEDICAL CENTER URGENT CARE - STUART		210	66	24%	276
FIRST CHOICE PEDIATRICS INC		242	34	12%	276
LAKE VIEW CARE CENTER AT DELRAY		270	6	2%	276
VILLAGES REGIONAL HOSPITAL SURGERY CENTER LLC, THE		218	58	21%	276
ST VINCENT'S AMBULATORY CARE INC DBA	2	238	35	13%	275
PROFESSIONAL URGENT CARE SERVICES		224	51	19%	275
Chatham Glen Healthcare and Rehabilitation Center		266	9	3%	275
Glades West Rehabilitation and Nursing Center		266	8	3%	274
AMELIA MEDICAL CARE		118	156	57%	274
NASSAU COUNTY JAIL		229	45	16%	274
FIRST CHOICE PRIMARY CARE		216	56	21%	272
WASHINGTON REHAB AND NURSING		262	10	4%	272
SANDY PINES	2	226	43	16%	271
Premier Place at The Glenview		261	9	3%	270
PBC FIREFIGHTER BENEFIT FUND WELLNESS CENTER		225	45	17%	270
BOND CLINIC, PA		199	70	26%	269
ADVENT HEALTH CARE CENTER	9	246	14	5%	269
WALGREENS 10670		234	35	13%	269
FAMILY MEDICAL CARE OF PALM BEACH		190	79	29%	269
ATLANTIC URGENT CARE		186	82	31%	268
ADVENT HEALTH CENTRA CARE - ORMOND BEACH		113	155	58%	268
RAPID RELIABLE TESTING NY LLC		256	12	4%	268
JUPITER MEDICAL CENTER URGENT CENTER		220	47	18%	267
DOS OF NORTH SHORES NURSING & REHAB CENTER		267			267
ST MARK VILLAGE	1	261	5	2%	267
SERANADES BY SONATA WEST ORANGE		236	29	11%	265
SUNRISE DIAGNOSTIC LABORATORY		212	53	20%	265
D PEDIATRICS		243	22	8%	265
HEARTLAND PEDIATRICS OF LAKE PLACID PA	1	232	32	12%	265
THE PLAYERS CHAMPIONSHIP		265			265
Cross Gardens Care Center		263	1	0%	264
SHC College Park		262	2	1%	264
FORT MYERS REHABILITATION AND NURSING CENTER		237	26	10%	263
SURREY PLACE CARE CENTER		255	7	3%	262
FARAH MEDICAL		247	15	6%	262
NADAL PEDIATRICS		217	44	17%	261
CLIFFORD CHESTER SIMS VA NURSING HOME		251	9	3%	260
NORTH FLORIDA PEDIATRICS - MARIANNA		220	40	15%	260
BRADEN RIVER REHABILITATION CENTER LLC		258	2	1%	260
CONSULATE HEALTHCARE OF KISSIMMEE		247	12	5%	259
LEESBURG PEDIATRICS		222	36	14%	258
AZALEA TRACE		245	13	5%	258
ADVENT HEALTH - ORLANDO		195	63	24%	258
AMERICAN ESOTERIC LAB-BIRMINGHAM		254	4	2%	258
FLORIDA WOMAN CARE LABORATORY LLC		232	26	10%	258

# COVID-19: testing by laboratory

Data through Apr 23, 2021 verified as of Apr 24, 2021 at 09:25 AM

Data in this report are provisional and subject to change.

The numbers in the table below represent the number of Florida and non-Florida residents for whom test results were received by the Department of Health. A person can be tested by more than one laboratory and can have both positive and negative results. **Therefore, the sum of the numbers in each column will be larger than the total number of people tested.**

Reporting lab	Inconclusive	Negative	Positive	Percent positive	Total
Jacaranda Manor		256	2	1%	258
LAKEVIEW INTERNAL MEDICINE		195	62	24%	257
MIAMI JEWISH HEALTH SYSTEMS, INC	4	243	10	4%	257
MARTIN MEMORIAL MEDICAL CENTER LAB		128	129	50%	257
TERRACES OF LAKE WORTH CARE CENTER□		245	12	5%	257
MILLENNIUM PHYSICIAN GROUP LLC		221	34	13%	255
AVANTE AT ORMOND BEACH INC		247	8	3%	255
BAYVIEW CENTER		250	5	2%	255
VI AT BENTLEY VILLAGE HOME CARE		254	1	0%	255
HOSPICE OF ST FRANCIS INC□		247	7	3%	254
PHYSICIANS PRIMARY CARE OF SOUTHWEST FLORIDA	1	236	17	7%	254
STAR CARE		212	41	16%	253
SHELL POINT VILLAGE MEDICAL CENTER		246	7	3%	253
KR at Hillsborough Lakes/Lutz Healthcare		242	10	4%	252
SEAVIEW NURSING AND REHABILITATION CENTER		242	10	4%	252
FLORIDA CLINICAL LABORATORY-BIOREFERENCE LABORATORIES		99	152	61%	251
FELLOWSHIP HOME AT THE FAIRWAY LLC		244	7	3%	251
BUREAU OF CLINICAL LABORATORIES		209	42	17%	251
STUART - FAIRGROUNDS		219	32	13%	251
PORT CHARLOTTE HMA		222	29	12%	251
MARTIN ACQUISITION 1 LLC DBA		236	14	6%	250
COLLIER PHARMACY		201	49	20%	250
HOMESTEAD VILLAGE		237	11	4%	248
HCTB INC		202	46	19%	248
UCC - WELLINGTON		3	245	99%	248
CARRINGTON PLACE OF ST PETE LLC		242	6	2%	248
EVENT MED SERVICES LABORATORY		242	5	2%	247
ADVENTHEALTH EXPRESS CARE AT WESLEY CH		218	29	12%	247
Consulate Health Care of St. Petersburg		240	7	3%	247
AVECINA MOBILE		121	125	51%	246
Heritage Healthcare at Tallahassee		239	7	3%	246
ST AUGUSTINE HEALTH & REHAB CENTER		244	1	0%	245
ROSEWOOD HEALTHCARE & REHABILITATION CENTER		239	6	2%	245
VETERANS AFFAIRS ORLANDO VA MEDICAL CENTER			245	100%	245
REGENTS PARK AT AVENTURA		229	15	6%	244
IMA MEDICAL GROUP		169	75	31%	244
MALABAR/ADVENT CENTRA CARE		48	196	80%	244
Sunnyside Nursing Home		241	3	1%	244
Orchid Cove at Sarasota		242	1	0%	243
TRUE NORTH HEALTH NAVIGATION LLC DBA DISPATCHHEALTH	1	203	39	16%	243
WHITE WILSON MEDICAL CENTER IMMEDIATE CARE		135	108	44%	243
BARTRAM CROSSING		242			242
TGH		1	241	100%	242
ARCHER HEALTH VENTURES, LLC		217	25	10%	242
QUICK CARE MED LLC	1	185	56	23%	242
ST ANTHONYS REHABILITATION HOSPITAL	9	230	2	1%	241
CCS - JOSEPH V CONTE		239	2	1%	241

# COVID-19: testing by laboratory

Data through Apr 23, 2021 verified as of Apr 24, 2021 at 09:25 AM

Data in this report are provisional and subject to change.

The numbers in the table below represent the number of Florida and non-Florida residents for whom test results were received by the Department of Health. A person can be tested by more than one laboratory and can have both positive and negative results. **Therefore, the sum of the numbers in each column will be larger than the total number of people tested.**

Reporting lab	Inconclusive	Negative	Positive	Percent positive	Total
GOOD SAMARITAN CARES		236	5	2%	241
EDGEWOOD NURSING CENTER		231	10	4%	241
LAKESIDE HEALTH CENTER		240			240
PALM GARDEN OF AVENTURA		236	4	2%	240
CLARE BRIDGE OF SARASOTA		238	2	1%	240
STERLING HOUSE OF WINTER HAVEN		237	3	1%	240
SOUTHLAND SUITES OF ORMOND BEACH	4	236			240
AMERICAN HOUSE SENIOR LIVING		189	51	21%	240
PATHWAY PHARMACY		201	38	16%	239
ORANGE COUNTY HEALTH DEPT		228	11	5%	239
SPRINGS AT LAKE POINTE WOODS		237	2	1%	239
OAKBROOK HEALTH AND REHABILITATION CENTER	1	224	14	6%	239
Flagler Health and Rehabilitation		235	3	1%	238
PADDOCK RIDGE		235	3	1%	238
Lake Port Square Health Center		219	17	7%	236
Avante at Lake Worth, Inc.		232	4	2%	236
CAREATC, INC.	1	226	8	3%	235
FLORIDA HEALTH CARE PLAN INC		2	233	99%	235
BAY TREE CARE AND REHABILITATION CENTER		197	38	16%	235
OAK HAMMOCK AT THE UNIVERSITY OF FLORIDA		229	6	3%	235
SAMIR EBEID MD		212	23	10%	235
GUEST HOUSE OCALA, THE		225	9	4%	234
MANDARIN PEDIATRICS		210	23	10%	233
SOLARIS SENIOR LIVING VERO BEACH		224	8	3%	232
LCS SANDHILL COVE LLC DBA	6	217	9	4%	232
ADVANCED MEDICAL GROUP		1	231	100%	232
life Care Center of Melbourne		215	17	7%	232
CARENOW LAKE MARY		45	186	81%	231
ManorCare Health Services-Palm Harbor	1	229	1	0%	231
ARDEN COURTS OF FORT MYERS		224	7	3%	231
Signature healthcare of Jacksonville		226	5	2%	231
THE RESIDENCE AT TIMBER PINES	4	202	25	11%	231
PINELLAS CARE CENTER		195	35	15%	230
LYNN HAVEN SPORTS COMPLEX-WALKON CLINIC		21	209	91%	230
NORTH FLORIDA PEDIATRICS PA - DUVAL		201	29	13%	230
Lakewood Nursing Center		198	31	14%	229
FORT PIERCE HEALTH CARE		222	7	3%	229
KINDRED HOSPITAL THE PALM BEACHES		224	5	2%	229
CHILDREN MED CARE INC		195	33	14%	228
ASCENSION MEDICAL GROUP		5	223	98%	228
A PLUS PEDIATRICS		200	28	12%	228
MORSELIFE MEMORY CARE RESIDENCE		219	9	4%	228
WIREGRASS DIRECT PRIMARY CARE PLLC□		190	36	16%	226
PARKS HEALTHCARE & REHABILITATION CTR	4	211	11	5%	226
CAREATC CITY OF TAMPA	7	184	35	15%	226
ADVENT HEALTH - LAKE NONA		193	32	14%	225
ALLSOUTH URGENT CARE		52	173	77%	225

# COVID-19: testing by laboratory

Data through Apr 23, 2021 verified as of Apr 24, 2021 at 09:25 AM

Data in this report are provisional and subject to change.

The numbers in the table below represent the number of Florida and non-Florida residents for whom test results were received by the Department of Health. A person can be tested by more than one laboratory and can have both positive and negative results. **Therefore, the sum of the numbers in each column will be larger than the total number of people tested.**

Reporting lab	Inconclusive	Negative	Positive	Percent positive	Total
NSPIRE HEALTHCARE LAUDERHILL		219	6	3%	225
ST PETERSBURG PEDIATRICS-EAST BAY	1	189	35	16%	225
ADVENT HEALTH - PALM HARBOR ER		180	45	20%	225
ESCAMBIA COUNTY JAIL	2	168	54	24%	224
BARBARA O'REILLY MD PA		220	4	2%	224
RIVERSIDE RECOVERY OF TAMPA		223	1	0%	224
DISCOVERY VILLAGE AT MELBOURNE		197	27	12%	224
PARK MEADOWS HEALTH AND REHABILITATION CENTER		223	1	0%	224
CORAL REEF NURSING & REHABILITATION CENTER		215	8	4%	223
LEHIGH VALLEY GENOMICS			223	100%	223
INN AT ASTON GARDENS, THE		215	8	4%	223
CONSULATE HEALTH CARE OF MELBOURNE		218	5	2%	223
CORAL GABLES NURSING & REHABILITATION CENTER		213	10	4%	223
SUNLIFE PHARMACY		196	27	12%	223
COLONY CLUB ALF,THE	1	208	13	6%	222
BORLAND GROOVER CLINIC	1	184	37	17%	222
ARDEN COURTS OF SEMINOLE		181	41	18%	222
VITAS HEALTHCARE CORPORATION OF FL		207	15	7%	222
WALGREENS 4915	1	197	24	11%	222
PINNACLES PEDS CARE PA		222			222
CCS - PAUL REIN DETENTION FACILITY		156	66	30%	222
The Ponce Therapy Care Center		218	4	2%	222
BAY VUE NURSING AND REHABILITATION CENTER		210	11	5%	221
FLAGLER COUNTY DETENTION CENTER		208	13	6%	221
DOCTORS MEMORIAL FAMILY MEDICINE	2	153	66	30%	221
VIERA DEL MAR HEALTH AND REHABILITATION CENTER		209	12	5%	221
SUPERIOR RESIDENCES OF PANAMA CITY BEACH		213	7	3%	220
CONCORD LIFE SCIENCES LLC	2	201	17	8%	220
Boynton Beach Rehabilitation Center	2	213	5	2%	220
Avante at Melbourne		214	5	2%	219
LAKE REGIONAL URGENT CARE		12	207	95%	219
WOOD LAKE HEALTH AND REHABILITATION CENTER		219			219
ANGELS DIAGNOSTIC GROUP		174	45	21%	219
ADVENT HEALTH CENTRA CARE - DAYTONA BEACH		94	124	57%	218
THE MANOR AT CARPENTERS		185	32	15%	217
ST. CLOUD REGIONAL MEDICAL CENTER		199	18	8%	217
MACTOWN, INC		215	2	1%	217
LAKE PORT SQUARE		200	17	8%	217
KENILWORTH CARE & REHABILITATION CENTER		200	17	8%	217
GEORGE SAFRAN MD PC		204	13	6%	217
BROOKDALE ATRIM WAY		210	6	3%	216
HUNT CLUB PEDIATRIC ASSOCIATES PA		150	66	31%	216
YOUR FAMILY WALK-IN CLINIC		16	200	93%	216
ABSOLUTE HEALTH INTERNAL MEDICINE AND PEDIATRICS		191	24	11%	215
BENDERSON FAMILY SKILLED NURSING AND□		198	17	8%	215
Taylor Care Center		210	5	2%	215
MEDICAL CONSULTANTS OF FLORIDA LLC	1	181	33	15%	215



# COVID-19: testing by laboratory

Data through Apr 23, 2021 verified as of Apr 24, 2021 at 09:25 AM

Data in this report are provisional and subject to change.

The numbers in the table below represent the number of Florida and non-Florida residents for whom test results were received by the Department of Health. A person can be tested by more than one laboratory and can have both positive and negative results. **Therefore, the sum of the numbers in each column will be larger than the total number of people tested.**

Reporting lab	Inconclusive	Negative	Positive	Percent positive	Total
GATEWAY/ADVENT CENTRA CARE	1	24	190	88%	215
KEY LARGO - LARGO CARGO		193	21	10%	214
SACRED HEART HEALTH SYSTEM INC		178	36	17%	214
BLOCK, NATION, CHASE, AND SMOLEN FAMILY MEDICINE		157	57	27%	214
The Waterford		211	3	1%	214
San Jose Health & Rehabilitation		207	6	3%	213
POCONO MEDICAL CENTER		212	1	0%	213
LIFE CARE CENTER OF PORT ST. LUCIE		201	12	6%	213
Consulate Healthcare of West Palm Beach		197	16	8%	213
FREEDOM SQUARE NURSING CENTER□		202	11	5%	213
CONSULATE HEALTH CARE OF WINTER HAVEN		209	4	2%	213
GATTOLINE ENTERPRISES, INC. DBA FAMILY CARE PHARMACY		174	39	18%	213
Bayside Health and Rehabilitation		181	31	15%	212
FULGENT GENETICS	3	166	43	20%	212
BONITA PHARMACY		192	20	9%	212
BOCA RATON REHABILITATION CENTER	4	204	4	2%	212
SOUTH BALDWIN REGIONAL MEDICAL CENTER		197	14	7%	211
UNIVERSITY OF MIAMI		77	134	64%	211
PEDIATRIC SPECIALISTS MEDICAL GROUP□	1	188	22	10%	211
LABCORP BURLINGTON	1	157	53	25%	211
GOOD SAMARITAN SOCIETY OF DELAND		199	11	5%	210
GLENRIDGE ON PALMER RANCH,THE		202	8	4%	210
HEALTH FIRST - HOLMES REGIONAL MEDICAL CENTER		32	178	85%	210
Royal Oaks Nursing and Rehab		209	1	0%	210
Whispering Oaks	11	175	23	11%	209
Nspire Health Care Kendall		199	10	5%	209
The Palace Nursing and Rehabilitation Center		209			209
PALMS MEDICAL GROUP HIGH SPRINGS		174	35	17%	209
MATHISON RETIREMENT COMMUNITY, INC	1	200	8	4%	209
Sunrise Health and Rehabilitation Center		200	8	4%	208
VILLA MARIA WEST SKILLED NURSING FACILITY		200	8	4%	208
MCW MENTAL HEALTH LLC		204	4	2%	208
ESCAMBIA COUNTY JAIL DETENTION DIVISION		203	5	2%	208
Hampton Court Nursing and Rehabilitation Center		206	2	1%	208
TUSCAN GARDENS OF PALM COAST		201	6	3%	207
JUNO DERMATOLOGY LLC		189	18	9%	207
HIALEAH SHORES NURSING AND REHAB CENTER		199	8	4%	207
LAB CORP	1	120	86	42%	207
NEW YORK CITY DEPARTMENT OF HEALTH & MENTAL		171	35	17%	206
ALL SEASONS NAPLES LLC□		198	8	4%	206
MIRACLE HILL NURSING & REHABILITATION CENTER INC		200	6	3%	206
RITE MEDICAL CARE PC		203	3	1%	206
TARPON POINT NURSING AND REHABILITATION CENTER		203	3	1%	206
Cross Terrace REhabiitation		203	2	1%	205
MEASE COUNTRYSIDE HOSPITAL		2	203	99%	205
HOSPITAL FOR SPECIAL SURGERY		201	3	1%	204
REGENCY PARK		186	18	9%	204

# COVID-19: testing by laboratory

Data through Apr 23, 2021 verified as of Apr 24, 2021 at 09:25 AM

Data in this report are provisional and subject to change.

The numbers in the table below represent the number of Florida and non-Florida residents for whom test results were received by the Department of Health. A person can be tested by more than one laboratory and can have both positive and negative results. **Therefore, the sum of the numbers in each column will be larger than the total number of people tested.**

Reporting lab	Inconclusive	Negative	Positive	Percent positive	Total
FLORIDA DEPARTMENT OF HEALTH IN TAYLOR COUNTY	1	160	43	21%	204
MIAMI VA HEALTHCARE SYSTEM			204	100%	204
PCB CLINIC		159	45	22%	204
PALM HARBOR FAMILY PRACTICE & WALK-IN		157	47	23%	204
DISCOVERY VILLAGE AT NAPLES		187	17	8%	204
BROOKDALE OF SPRING HILL	9	192	2	1%	203
SENIOR LIVING VII TAMPA LLC	1	193	9	4%	203
HEALTHPOINT MED GRP OF THE EMERALD COAST LLC		166	37	18%	203
PATHGROUP LABS LLC		97	106	52%	203
ADVENT HEALTH CENTRA CARE - APOPKA NORTH		172	30	15%	202
WORKPLACE SCREENING INTELLIGENCE			202	100%	202
POLK COUNTY HEALTH DEPARTMENT		178	24	12%	202
Kindred Hospital South Florida Hollywood SNU		194	8	4%	202
PATRIOT MEDICAL LABORATORIES		194	8	4%	202
AMA MEDICAL GROUP LLC		169	32	16%	201
VAMC WEST PALM LAB		5	196	98%	201
Governors Creek Health and Rehabilitation	1	198	2	1%	201
EDWARD J HEALEY REHAB & NURSING CENTER		201			201
HERITAGE HEALTHCARE AND REHABILITATION CENTER		195	5	3%	200
BARKLEY PLACE	1	194	5	3%	200
FIRSTCARE CLINIC		114	86	43%	200
GRACE PEDIATRICS		168	31	16%	199
JACKSON COUNTY HEALTH DEPARTMENT		150	49	25%	199
ARDEN COURTS OF DELRAY BEACH FL LLC	3	186	10	5%	199
AVANTE OF BOCA RATON		198	1	1%	199
ADVENT HEALTH - CARROLLWOOD	4	169	26	13%	199
CLERMONT URGENT CARE			198	100%	198
LAUREL POINT CARE ACQUISITION LLC DBA SANDGATE GARDENS REHAB AND NURSI		171	27	14%	198
BVM THE BRIDGES LLC		197	1	1%	198
DEPARTMENT OF HEALTH & HUMAN SERVICES		198			198
Signature Healthcare of Ormond		197	1	1%	198
VILLAGE PEDIATRICS LLC		168	30	15%	198
DOLPHIN POINTE HEALTH CARE LLC		175	23	12%	198
JACKSONVILLE NURSING AND REHAB CENTER		189	8	4%	197
RIVERWOOD CENTER,THE		186	10	5%	196
FLORIDA MEDICAL CLINIC LLC		122	74	38%	196
XPRESS URGENT CARE- PORT ST. LUCIE		68	128	65%	196
ABBIEJEAN RUSSELL CARE CENTER		195	1	1%	196
NO FLORIDA PEDIATRICS, PA		169	27	14%	196
NADAL PEDIATRICS - VICTORIA STREET (3385)		167	29	15%	196
BRUCE S WEST MD	1	193	1	1%	195
Heritage Park Rehabilitation & Healthcare		177	18	9%	195
BEACON AT GULF BREEZE, THE	2	181	11	6%	194
FINLAY CLINICAL LABORATORY INC	1	39	153	79%	193
SARNO EXTENDED HOURS		124	69	36%	193
CYPRESS POINT LIVING, LLC		177	15	8%	192
FIRST CHOICE PEDIATRICS SEMORAN		98	94	49%	192



# COVID-19: testing by laboratory

Data through Apr 23, 2021 verified as of Apr 24, 2021 at 09:25 AM

Data in this report are provisional and subject to change.

The numbers in the table below represent the number of Florida and non-Florida residents for whom test results were received by the Department of Health. A person can be tested by more than one laboratory and can have both positive and negative results. **Therefore, the sum of the numbers in each column will be larger than the total number of people tested.**

Reporting lab	Inconclusive	Negative	Positive	Percent positive	Total
GEORGIA DEPARTMENT OF PUBLIC HEALTH	1	5	186	97%	192
HEALTH LINK DIAGNOSTIC LABORATORIES		182	9	5%	191
FEDERATION CCRC OPERATIONS CORP		190	1	1%	191
CARE CENTERS OF NASSAU		188	3	2%	191
NEO GENOMICS - FORT MYERS	1	183	6	3%	190
CLINICAL LABS OF HAWAII		190			190
SUMMERFIELD EMERGENCY ROOM		143	47	25%	190
MAGNOLIA DIAGNOSTICS, LLC	4	158	28	15%	190
CHARTER SENIOR LIVING OF PANAMA CITY BEACH		168	21	11%	189
PHYSICIANS REGIONAL MEDICAL CENTER - PINE RIDGE		20	169	89%	189
VIPEDIATRICS PLLC		174	15	8%	189
BENTON HOUSE AT OAKLEAF		158	30	16%	188
WOMEN'S CARE FLORIDA LABORATORY		183	5	3%	188
LIFE CARE CENTER OF ALTAMONTE SPRINGS		157	31	16%	188
HAWKINS FAMILY MEDICINE LLC	1	136	51	27%	188
ZON BEACHSIDE LLC		151	37	20%	188
OCEAN REEF MEDICAL CENTER		150	38	20%	188
GLADES HEALTH CARE CENTER		185	3	2%	188
NIGHT LITE PEDIATRICS WINTER GARDEN		144	44	23%	188
VIERA MANOR ASSISTED LIVING RESIDENCE		181	7	4%	188
TUSCAN GARDENS OF VENETIA MANAGEMENT COMPANY		174	14	7%	188
PLANTATION NURSING & REHAB CENTER		187			187
US MEDICAL CARE, INC		164	23	12%	187
CSL PLASMA		31	155	83%	186
ANTHEM LAKES LLC		151	35	19%	186
CANTERFIELD OF OCALA, LLC		175	11	6%	186
SUNY UPSTATE MEDICAL UNIVERSITY		171	15	8%	186
LAKE WALES OPERATING GROUP LLC		181	5	3%	186
ADVENT		172	13	7%	185
PPC-LAB EDI ORCHARD BI		176	9	5%	185
BAPTIST HEALTH PRIMARY CARE	1	134	50	27%	185
PEDIATRICS OF GREATER ORLANDO		157	28	15%	185
FLORIDA HEALTH CARE PLANS INC		2	183	99%	185
EMBRY RIDDLE AERONAUTICAL UNIVERSITY HEALTH SERVICES		1	184	99%	185
CANTERFIELD OF CLAY COUNTY		147	38	21%	185
BROOKDALE ORANGE PARK		182	2	1%	184
PRIMECARE OF DOTHAN		130	54	29%	184
ARDEN COURTS OF LARGO FL, LLC		162	22	12%	184
Belleair Healthcare Center		178	6	3%	184
ST. JAMES BAY HEALTH AND REHABILITATION CENTER		183	1	1%	184
NSPIRE HEALTHCARE TAMARAC		144	40	22%	184
ADVENT HEALTH CENTRA CARE - WESLEY CHAPEL		13	170	93%	183
ROSECASTLE OF ZEPHRHILLS		180	3	2%	183
JEFFERSON COUNTY HEALTH DEPARTMENT-MONTICELLO		142	41	22%	183
Lehigh Acres Health and Rehabilitation		171	12	7%	183
NORTH BEACH REHABILITATION CENTER		181	2	1%	183
KINDRED HOSPITAL MELBOURNE	1	175	6	3%	182

# COVID-19: testing by laboratory

Data through Apr 23, 2021 verified as of Apr 24, 2021 at 09:25 AM

Data in this report are provisional and subject to change.

The numbers in the table below represent the number of Florida and non-Florida residents for whom test results were received by the Department of Health. A person can be tested by more than one laboratory and can have both positive and negative results. **Therefore, the sum of the numbers in each column will be larger than the total number of people tested.**

Reporting lab	Inconclusive	Negative	Positive	Percent positive	Total
EXOSOME DIAGNOSTICS	1	162	19	10%	182
Emory L Bennett State Veterans Nursing Home		178	3	2%	181
The Inn at Sarasota Bay Club		179	2	1%	181
STERLING HOUSE OF PUNTA GORDA		179	1	1%	180
BAY EDUCATORS WELLNESS CENTER		123	57	32%	180
RDV SPORTSPLEX PEDIATRICS		152	28	16%	180
WALGREENS #06012		157	23	13%	180
AMERICAN FAMILY MEDICAL LLC		136	43	24%	179
NORTH FLORIDA INTERNAL MEDICINE PA		144	34	19%	178
SEMINOLE TRIBE OF FLORIDA		147	31	17%	178
BRIGHTON EGGERT PHARMACY INC		171	7	4%	178
CAYUGA MEDICAL CENTER AT ITHACA		173	5	3%	178
MID FLORIDA PATHOLOGY LLC MOBILE UNIT #4		125	53	30%	178
WEST COAST FAMILY MEDICAL CARE		142	35	20%	177
ADVENT HEALTH CENTRA CARE - CARROLLWOOD		5	172	97%	177
MOBILE INFIRMARY MED CENTER PATH LAB		162	15	8%	177
EAST NEW YORK DIAGNOSTIC AND TREATMENT		168	9	5%	177
ROSECASTLE OF CITRUS		147	30	17%	177
ASTON GARDENS AT PELICAN MARSH		169	7	4%	176
GENE BY GENE		61	115	65%	176
FLORIDA DEPARTMENT OF HEALTH IN ALACHUA COUNTY -		162	14	8%	176
LAKEVIEW TERRACE RETIREMENT COMMUNITY		156	19	11%	175
Madison Health and Rehabilitation Center		139	36	21%	175
ORLANDO HEALTH EMERGENCY DEPARTMENT		163	12	7%	175
CVS		46	129	74%	175
ANCHOR CARE AND REHABILITATION CENTER		173	1	1%	174
QUEENS HOSPITAL CENTER	1	163	10	6%	174
Signature Healthcare of Palm Beach		172	2	1%	174
GULFCOAST PEDIATRICS		163	11	6%	174
CENTRAL FLORIDA HEALTHCARE GROUP LLC		151	22	13%	173
TRADITION MEDICAL CENTER LABORATORY		55	118	68%	173
FHMG-FLORIDA HOSPITAL MEDICAL GROUP		147	26	15%	173
FORT WALTON REHABILITATION CENTER		133	39	23%	172
SUWANNEE VALLEY NURSING CENTER		158	14	8%	172
QUALITY URGENT CARE AND WELLNESS PL	3	124	45	26%	172
COASTAL INTERNAL MEDICINE		133	39	23%	172
URGENT CARE OF THE PALM BEACHES, NORTH PALM BEACH			172	100%	172
WOODBIDGE FACILITY INC		165	6	4%	171
BROOKDALE FORT MYERS THE COLONY		167	4	2%	171
BAYA URGENT CARE LLC		143	28	16%	171
PEDIATRIC ASSOCIATES AT ARGYLE PA		163	7	4%	170
HIGHLANDS LAKE CENTER		165	5	3%	170
NO FLORIDA PEDIATRICS, PA - BRADFORD		140	29	17%	169
Life Care Center of Orlando		164	5	3%	169
MINUTECLINIC DIAGNOSTIC OF TEXAS, LLC		152	17	10%	169
KINDRED HOSPITAL - SOUTH FLORIDA		164	4	2%	168
ADVENT HEALTH CENTRA CARE - TEMPLE TERRACE	1	104	63	38%	168

# COVID-19: testing by laboratory

Data through Apr 23, 2021 verified as of Apr 24, 2021 at 09:25 AM

Data in this report are provisional and subject to change.

The numbers in the table below represent the number of Florida and non-Florida residents for whom test results were received by the Department of Health. A person can be tested by more than one laboratory and can have both positive and negative results. **Therefore, the sum of the numbers in each column will be larger than the total number of people tested.**

Reporting lab	Inconclusive	Negative	Positive	Percent positive	Total
WILTON MANORS HEALTH & REHABILITATION CENTER		159	9	5%	168
PANAMA CITY DEVELOPMENTAL CENTER☐		168			168
BAYCARE HEALTH SYSTEMS	1	6	161	96%	168
WESLEY HAVEN VILLA	1	132	35	21%	168
HEARTLAND HEALTHCARE AND REHAB CENTER		146	22	13%	168
TERRACE AT HOBE SOUND, THE	1	154	12	7%	167
OSPREY VILLAGE AT AMELIA ISLAND LTD		157	10	6%	167
MEADOWCREST FAMILY PHYSICIANS		98	69	41%	167
KINDRED HOSPITAL SOUTH FLORIDA		132	35	21%	167
WEST		148	19	11%	167
FINNISH AMERICAN REST HOME-ALF		165	2	1%	167
Peninsula Care and Rehab		154	12	7%	166
CITRUS HEALTH AND REHAB		132	33	20%	165
BROOKDALE BONITA SPRINGS		162	3	2%	165
THE ARLINGTON OF NAPLES INC.		162	3	2%	165
KRYSTAL BAY NURSING AND REHABILITATION		158	6	4%	164
NORTH PORT REHABILITATION AND NURSING CENTER☐		163	1	1%	164
BRADENTON HEALTH CARE		163			163
WRIGHTS HEALTH CARE AND REHABILITATION CENTER		133	30	18%	163
PRECISION GENETICS, INC		157	6	4%	163
TRI COUNTY NURSING HOME		162	1	1%	163
HAZELDEN FLORIDA	1	155	7	4%	163
MERCY MEDICAL URGENT CARE CENTER INC		107	55	34%	162
ADVENTHEALTH MEDICAL GROUP FAMILY MEDICINE AT		122	40	25%	162
MINUTECLINIC DIAGNOSTIC		152	9	6%	161
MAINSTREAM DIAGNOSTIC LABORATORY LLC		136	25	16%	161
SOMERBY LAKE NONA		154	7	4%	161
JPR URGENT MEDICAL CARE		157	4	2%	161
PROMPT CARE OF CENTRAL FLORIDA			161	100%	161
ISLAND HEALTH AND REHABILITATION CENTER		159	1	1%	160
F&T MEDICAL RESEARCH, INC		160			160
MD NOW MEDICAL CENTERS INC		123	37	23%	160
TUSCAN ISLE CHAMPIONSGATE OP CO LLC		158	2	1%	160
KEYSTONE REHAB		160			160
GREENBRIAR REHABILITATION AND NURSING CENTER	1	159			160
ARCADIA HEALTH AND REHABILITATION CENTER		100	60	38%	160
DESOTO PALMS ALF		154	6	4%	160
ARDEN COURTS OF PALM HARBOR		139	20	13%	159
ANYLABTEST NOW		151	8	5%	159
Nemours Children's Urgent Care		80	79	50%	159
WALTON PLACE		159			159
HEARTLAND SOUTH JACKSONVILLE OF JACKSONVILLE FL ,		159			159
BROOKDALE PENSACOLA		158	1	1%	159
HOSPICE OF THE TREASURE COAST		153	5	3%	158
WUESTHOFF REF LABORATORY			158	100%	158
ALLCARE MEDICAL CENTERS PC		133	24	15%	157
GRAND AVE PHARMACY		112	45	29%	157

# COVID-19: testing by laboratory

Data through Apr 23, 2021 verified as of Apr 24, 2021 at 09:25 AM

Data in this report are provisional and subject to change.

The numbers in the table below represent the number of Florida and non-Florida residents for whom test results were received by the Department of Health. A person can be tested by more than one laboratory and can have both positive and negative results. **Therefore, the sum of the numbers in each column will be larger than the total number of people tested.**

Reporting lab	Inconclusive	Negative	Positive	Percent positive	Total
POINTE, THE		129	28	18%	157
ALL FLORIDA FAMILY AND SPORTS MEDICINE		134	23	15%	157
TIMBERRIDGE NURSING HOME & REHAB		123	34	22%	157
DOCTORS MEMORIAL FAMILY PRACTICE	2	119	36	23%	157
Englewood Healthcare and Rehab		141	15	10%	156
GRAVITY DIAGNOSTICS		56	100	64%	156
ATMORE COMMUNITY HOSPITAL LABORATORY		128	28	18%	156
PROVIDENCE HOSPITAL LABORATORY		147	8	5%	155
DIAMOND RIDGE		147	8	5%	155
COCOA BEACH/ADVENT CENTRA		41	114	74%	155
WALGREENS 6221		137	18	12%	155
FAMILY EXTENDED CARE OF CENTRAL TAMPA		137	18	12%	155
CORE BIO LABS		76	78	51%	154
BIGGERS FAMILY MEDICINE PA	1	139	14	9%	154
AMERICAN HOUSE COCONUT POINT		133	21	14%	154
CARE RESOURCE COMMUNITY HEALTH CENTERS INC		147	7	5%	154
PALMETTTO FACILITY INC	1	153			154
FAWCETT MEMORIAL HOSPITAL-LAB		39	115	75%	154
SOUTH GEORGIA MEDICAL CENTER		103	51	33%	154
PRUITT HEALTH		152	2	1%	154
CHERRY OAK PALM BEACH COUNTY		146	8	5%	154
SUNNY HILLS ALF OF SEBRING INC		140	13	8%	153
PHYSICIAN PARTNERS PERRY		89	64	42%	153
CLEARWATER STATMED QUICK QUALITY CLINICS		43	109	72%	152
BRANDON COMMUNITY HEALTH CENTER		127	25	16%	152
CRANE CENTER		121	31	20%	152
REFUAH HEALTH CENTER LABORATORY		143	8	5%	151
ORANGE COUNTY CORRECTIONS HEALTH SERVICES		121	30	20%	151
TGH URGENT CARE - SEMINOLE			151	100%	151
FAWCETT MEMORIAL HOSPITAL LABORATORY			151	100%	151
NAVARRE GARDENS LLC		126	25	17%	151
ADVENTHEALTH HOSPICE CARE CENTRAL FLORIDA		147	4	3%	151
MINUTECLINIC DIAGNOSTIC OF SOUTH CARO		126	24	16%	150
The Crossroads		149	1	1%	150
GOLD CHOICE SENIOR COMMUNITIES		109	41	27%	150
CITRUS MEMORIAL HOSPITAL			150	100%	150
PALM BEACH COUNTY HEALTH DEPT LAB	4	139	7	5%	150
LABORATORY OF FLORIDA		97	53	35%	150
CROSSWINDS HEALTH AND REHABILITATION CENTER	1	147	2	1%	150
PRECISION HEALTH RESOURCES, LLC	1	133	15	10%	149
SEAGRASS VILLAGE FLEMING ISLAND		111	37	25%	148
AEGIS MEDICAL GROUP		124	24	16%	148
LIFE CARE CENTER OF JACKSONVILLE		127	21	14%	148
MILLENNIUM LAB SERVICES			148	100%	148
MACKOUL PEDIATRICS FORT MYERS		130	18	12%	148
CLINICA HISPANA		1	146	99%	147
ALLIANCE PEDIATRICS		116	31	21%	147

# COVID-19: testing by laboratory

Data through Apr 23, 2021 verified as of Apr 24, 2021 at 09:25 AM

Data in this report are provisional and subject to change.

The numbers in the table below represent the number of Florida and non-Florida residents for whom test results were received by the Department of Health. A person can be tested by more than one laboratory and can have both positive and negative results. **Therefore, the sum of the numbers in each column will be larger than the total number of people tested.**

Reporting lab	Inconclusive	Negative	Positive	Percent positive	Total
MEMORY CARE OF NAPLES		146	1	1%	147
PROVISTA DIAGNOSTICS, INC		144	3	2%	147
DAYSPRING VILLAGE		125	22	15%	147
East Bay Rehabilitation Center		113	34	23%	147
SONATA COCONUT CREEK	2	122	23	16%	147
Quail Run Health Care Center		146			146
REGENCY OAKS HEALTH CENTER		144	2	1%	146
BOSTON RED SOX CLUB LP		144	2	1%	146
WEDGEWOOD HEALTHCARE CENTER		94	52	36%	146
REGENCY CARE OF BLOUNTSTOWN LLC		135	10	7%	145
ADVENTHEALTH CENTRA CARE PONCIANA	1	81	63	43%	145
BROOKDALE CAPE CORAL		145			145
DAYSPRING SENIOR LIVING LLC		143	2	1%	145
WINDSOR OF LAKEWOOD RANCH,THE		142	2	1%	144
HARBOR BEACH NURSING AND REHABILITATION CENTER		136	8	6%	144
WILLOWBROOKE COURT AT ST ANDREWS ESTATES		139	5	3%	144
OPPENHEIMER PLASTIC SURGERY LLC		139	5	3%	144
NCRNC INC		140	4	3%	144
MAGNOLIA MEDICAL CLINIC		34	109	76%	143
MV MEDICAL PRACTICE DBA PRIMARY URGENT CARE		136	7	5%	143
SMILEY MEDICAL GROUP		108	35	24%	143
PALM GARDEN OF PINELLAS		143			143
WALGREENS #04809	1	124	18	13%	143
JEFFERY WEINZWEIG		2	141	99%	143
DB MD		126	16	11%	142
MD NOW MEDICAL CENTERS, INC.		111	31	22%	142
Oakhurst Center		135	7	5%	142
OAKS OF KISSIMMEE HEALTH AND REHABILITATION CENTER		139	3	2%	142
CENTRAL FLORIDA HEALTH SERVICES		113	29	20%	142
MINUTECLINIC LLC #4987		125	17	12%	142
Gabisa Medical LLC		141	1	1%	142
WILLOW BROOKE COURT AT AZALEA TRACE		138	3	2%	141
LabCorp L#09258090 M#09258105		74	67	48%	141
OCALA CBOC		134	7	5%	141
NOVARI CARE LLC		97	44	31%	141
UNITED CLINICAL LABORATORIES		132	9	6%	141
PORT ST LUCIE REHABILITATION AND HEALTHCARE		98	43	30%	141
GATEWAY CARE CENTER		139	2	1%	141
LEE MEMORIAL HEALTH SYSTEM HEALTH FAIR		136	5	4%	141
RESEARCH CENTERS OF AMERICA, LLC		117	24	17%	141
Summit Medical Group		128	12	9%	140
ARDEN COURTS OF LELY PALMS□		137	2	1%	139
GRAND OAKS HEALTH & REHABILITATION		138	1	1%	139
CARENOW URGENT CARE - LAKE MARY			139	100%	139
Gulf Coast Healthcare (Longwood Health and Rehab		118	21	15%	139
GARDENS HEALTH NH LLC		136	3	2%	139
CORNERSTONE MEDICAL CARE OF BRANDON PL		115	24	17%	139



# COVID-19: testing by laboratory

Data through Apr 23, 2021 verified as of Apr 24, 2021 at 09:25 AM

Data in this report are provisional and subject to change.

The numbers in the table below represent the number of Florida and non-Florida residents for whom test results were received by the Department of Health. A person can be tested by more than one laboratory and can have both positive and negative results. **Therefore, the sum of the numbers in each column will be larger than the total number of people tested.**

Reporting lab	Inconclusive	Negative	Positive	Percent positive	Total
KINDRED HOSPITAL NORTH FLORIDA	3	127	8	6%	138
AMERICAN PATHOLOGY PARTNERS		136	2	1%	138
AHEC CLINIC		8	130	94%	138
MANOR AT BLUEWATER BAY		131	7	5%	138
ADVENT HEALTH CENTRA CARE - CITRUS PARK		9	129	93%	138
ADVENT HEALTH CENTRA CARE - DELAND		28	110	80%	138
GRAND VILLA OF ORMOND BEACH		132	6	4%	138
Lakeside Nursing and Rehabilitation Center	1	112	25	18%	138
Centre Pointe Health and Rehabilitation Center		127	11	8%	138
MANOR CARE OF PALM HARBOR		135	3	2%	138
NORTHEAST FLORIDA STATE HOSP-NURSING		137	1	1%	138
DOCTOR'S IN HOUSE LABORATORY		18	119	87%	137
MED COMP SCIENCES		3	134	98%	137
JOHN KNOX VILLAGE OF CENTRAL FLORIDA		132	5	4%	137
HIGHLANDS MEDICAL CENTER		134	3	2%	137
LONGWOOD CARDIOLOGY			137	100%	137
SPRING HAVEN RETIREMENT	1	133	3	2%	137
DIAGNOSTIC LABORATORY OF OKLAHOMA		111	26	19%	137
A2Z DIAGNOSTICS		136	1	1%	137
HARBORCHASE OF VERO BEACH	1	117	19	14%	137
LONGWOOD HEALTH AND REHABILITATION CENTER		124	12	9%	136
CLARE BRIDGE OF CAPE CORAL	1	135			136
SONATA DELRAY BEACH		125	11	8%	136
ADVENT HEALTH CENTRA CARE - ORANGE CITY	1	53	82	60%	136
ARIZONA DEPARTMENT OF HEALTH SERVICES		5	131	96%	136
IRL MARKET LAB ALACHUA		104	31	23%	135
SONATA WEST		133	2	1%	135
PEDIATRIC CARE CENTER		135			135
WELLNOW URGENT CARE PC		133	2	1%	135
ADVANCED MEDICAL CENTER		86	48	36%	134
STEWART MEDICAL GROUP		34	100	75%	134
SOUTH CAMPUS FACILITY INC		122	12	9%	134
SANDALWOOD NURSING CENTER		127	7	5%	134
GRAND VILLA OF LAKE LAND		128	6	4%	134
SUNY UPSTATE OVERFLOW LABORATORY		134			134
SANIBEL INTERNAL MEDICINE, LLC		129	5	4%	134
FLORIDA DEPARTMENT OF HEALTH IN WALTON COUNTY		119	14	11%	133
LABCORP RTP		54	79	59%	133
The Crossings		131	2	2%	133
VITAS HEALTHCARE		122	11	8%	133
COASTAL DETOX		129	3	2%	132
TURNING POINT OF TAMPA		125	7	5%	132
ALTERNATIVE LIVING, INC DBA TWIN CITIES PAVILION		129	3	2%	132
AMERICAN HOUSE-BONITA SPRINGS		131	1	1%	132
SONNIS PEDIATRICS PA		118	14	11%	132
VITAS HEALTHCARE CORPORATION OF FLORIDA		128	4	3%	132
THE REHABILITATION CENTER OF LAKE CITY		127	5	4%	132

# COVID-19: testing by laboratory

Data through Apr 23, 2021 verified as of Apr 24, 2021 at 09:25 AM

Data in this report are provisional and subject to change.

The numbers in the table below represent the number of Florida and non-Florida residents for whom test results were received by the Department of Health. A person can be tested by more than one laboratory and can have both positive and negative results. **Therefore, the sum of the numbers in each column will be larger than the total number of people tested.**

Reporting lab	Inconclusive	Negative	Positive	Percent positive	Total
CENTRACARE		18	114	86%	132
FOUNTAINS OF HOPE LLC, THE		130	1	1%	131
INTEGRATED REGIONAL LABORATORIES		119	12	9%	131
THE WELLNESS CENTER AT LAKEWOOD RANCH		43	88	67%	131
LAKELAND REGIONAL HEALTH LAKE MIRIAM	2	87	42	32%	131
SEVEN HILLS HEALTH AND REHABILITATION CENTER		115	16	12%	131
LANDMARK HOSPITAL SOUTHWEST FLORIDA LLC		125	5	4%	130
CHARLES CROFT MD	1	127	2	2%	130
MICRO PATH LABORATORIES INC		127	3	2%	130
MINUTECLINIC DIAGNOSTIC OF NORTH CAROL		105	25	19%	130
COQUINA CENTER		125	5	4%	130
MOOSEHAVEN LIFE CARE CENTER		130			130
ST PETERSBURG PEDIATRICS-MLK JUNIOR BLVD		120	10	8%	130
BIODESIX, INC.		100	29	22%	129
TRI-COUNTY NURSING HOME		117	12	9%	129
ARBOR TERRACE SAN JOSE LLC	3	124	2	2%	129
SUNRISE SENIOR LIVING OF JACKSONVILLE		120	9	7%	129
OAKS OF CLEARWATER, THE		126	3	2%	129
QUICK CARE MED PL CR		80	49	38%	129
BMHSI-AEL MICROBIOLOGY LABORATORY	2	102	25	19%	129
ST JOHNS COUNTY DETENTION CENTER		129			129
ROHR HOME		125	4	3%	129
THE CLUB AND REHABILITATION CENTER		126	1	1%	127
MEYER PEDIATRICS		111	16	13%	127
L&S SENIOR CARE DBA ARCADIA OAKS	4	122	1	1%	127
IQBAL A FARUQUI MD		93	34	27%	127
PANAMA PHARMACY	3	106	18	14%	127
KINDRED HOSPITAL-BAY AREA-ST PETERSBURG LAB	1	120	6	5%	127
HILLSBOROUGH COUNTY DEVELOPMENTAL CTR	1	117	9	7%	127
GESSLER CLINIC PA		98	29	23%	127
BAY REGIONAL URGENT CARE	1	86	40	31%	127
DIATHERIX LABORATORIES		73	54	43%	127
SURFSIDE URGENT CARE		104	23	18%	127
SHOAL CREEK REHABILITATION CENTER		85	42	33%	127
SOLARIS SENIOR LIVING OF MERRITT ISLAND		121	5	4%	126
MORTON PLANT HOSPITAL NURSING		2	124	98%	126
BROOKDALE PALM COAST		125			125
FLORIDA DEPARTMENT OF HEALTH IN LAKE COUNTY	1	79	45	36%	125
HEARTLAND PHARMACY LAKE PLACID, INC		94	31	25%	125
SEMINOLE SPORTS AND FAMILY MEDICINE		109	16	13%	125
KEYSTYLE LIVING LLC	1	122	1	1%	124
WINDERMERE MEDICAL CENTER		119	5	4%	124
ADVENT HEALTH CENTRA CARE - BRANDON		31	93	75%	124
PALMS EDGE	1	115	8	6%	124
ISLAND URGENT CARE PLLC DBA AFC URGENT CARE		123	1	1%	124
NORTH FL SOUTH GA HCS-MALCOM RANDALL VAMC			124	100%	124
ARBOR GLEN AT ARBOR TRACE	2	113	9	7%	124

# COVID-19: testing by laboratory

Data through Apr 23, 2021 verified as of Apr 24, 2021 at 09:25 AM

Data in this report are provisional and subject to change.

The numbers in the table below represent the number of Florida and non-Florida residents for whom test results were received by the Department of Health. A person can be tested by more than one laboratory and can have both positive and negative results. **Therefore, the sum of the numbers in each column will be larger than the total number of people tested.**

Reporting lab	Inconclusive	Negative	Positive	Percent positive	Total
Mt Sinai Aventura			124	100%	124
PEDIATRIC SERVICES AND BREATHING CENTER PA		94	29	24%	123
ARDEN COURTS OF WEST PALM BEACH		122	1	1%	123
PSL NAPLES BH OPERATIONS, LLC		123			123
TIFFANY HALL NURSING AND REHAB CENTER		114	9	7%	123
MONTEFIORE MEDICAL CENTER LABORATORIES - MOSES		113	10	8%	123
GENEDX		48	75	61%	123
VILLAGE ON THE ISLE		117	6	5%	123
CITRUS MEMORIAL HEALTH SYSTEM LAB		2	121	98%	123
FLORIDA ATLANTIC UNIVERSITY		116	7	6%	123
PHYSICIANS REGIONAL CLINIC		92	30	25%	122
MINUTECLINIC DIAGNOSTIC OF RHODE ISLAND, LLC #729		118	4	3%	122
PARKVIEW HEALTH		121	1	1%	122
PANCARE HEALTH GULF COUNTY		94	28	23%	122
WESTCHESTER MEDICAL CENTER	1	116	5	4%	122
TGH URGENT CARE - TYRONE		3	119	98%	122
THREE OAKS PHARMACY INC		109	13	11%	122
PRIME HEALTH OF NORTH PORT LLC		102	20	16%	122
BROOKDALE JENSEN BEACH		118	3	2%	121
URGENT CARE TCMA			121	100%	121
PINELLAS COUNTY JAIL			121	100%	121
FHMG LAKE MARY PEDS		105	16	13%	121
SIGNATURE HEALTHCARE OF PORT CHARLOTTE		114	7	6%	121
Crystal Health & Rehab Center		115	6	5%	121
SANDY RIDGE CENTER FOR REHABILITATION AND HEALING		100	21	17%	121
ADVENTHEALTH MEDICAL GROUP PRIMARY CARE		112	9	7%	121
EC OPCO CARROLLWOOD LLC		114	7	6%	121
HOSPICE OF MARTIN & ST LUCIE, INC		118	3	2%	121
THE COURTYARD ASSISTED LIVING		117	4	3%	121
ARBOR TERRACE ORTEGA LLC	2	116	2	2%	120
LATE HOURS URGENT CARE		63	57	48%	120
LAKE BALDWIN		114	6	5%	120
HOBDAIRI FAMILY HEALTH LLC		83	37	31%	120
FLAGLER COLLEGE HEALTH SERVICES		86	34	28%	120
MATHISON RETIREMENT COMMUNITY		114	5	4%	119
RDX BIOSCIENCE		60	59	50%	119
PICH KTM CORP DBA MEDTOWN PHARMACY		102	17	14%	119
GRAND VILLA OF DELAND		111	8	7%	119
ORANGE PARK PEDIATRICS		108	11	9%	119
COASTAL HEALTH AND REHAB		110	9	8%	119
MY CLINICAL LAB INC		17	102	86%	119
Hialeah Nursing And Rehabilitation Center		113	6	5%	119
MED ONE AT SAINT AUGUSTINE		87	32	27%	119
BLOCK NATION CHASE		96	22	19%	118
ISLAND DOCTORS		23	95	81%	118
MINUTECLINIC DIAGNOSTIC OF NORTH CARO		103	15	13%	118
BROWARD HEALTH CORAL SPRINGS EPIDEMIOLOGY DEPT		1	117	99%	118

# COVID-19: testing by laboratory

Data through Apr 23, 2021 verified as of Apr 24, 2021 at 09:25 AM

Data in this report are provisional and subject to change.

The numbers in the table below represent the number of Florida and non-Florida residents for whom test results were received by the Department of Health. A person can be tested by more than one laboratory and can have both positive and negative results. **Therefore, the sum of the numbers in each column will be larger than the total number of people tested.**

Reporting lab	Inconclusive	Negative	Positive	Percent positive	Total
SH HERON EAST LLC		103	15	13%	118
VILLAS OF HOLLY BROOK - BRADENTON 14TH		116	2	2%	118
FHMG- FLORIDA HOSPITAL MEDICAL GROUP		104	14	12%	118
Alhambra Health and Rehabilitation		117			117
NEIGHBORHOOD MEDICAL CENTER		112	5	4%	117
HOSPICE OF THE EMERALD COAST INC - PANAMA CITY	2	108	7	6%	117
AVOW HOSPICE INC		117			117
UNIVERSITY HEALTH SYSTEM INC		106	11	9%	117
BROOKDALE COLONIAL PARK	2	114	1	1%	117
SUMMIT MEDICAL GROUP PA		106	11	9%	117
Golfview Healthcare Center		111	6	5%	117
MD 365 MEDICAL CARE		115	1	1%	116
BELVEDERE COMMONS OF FORT WALTON BEACH		106	10	9%	116
LEE COUNTY SCHOOL DISTRICT	1	108	7	6%	116
DELAND WELLNESS CENTER			116	100%	116
SUNFLOWER SPRINGS ASSISTED LIVING		105	10	9%	115
BAY PINES MEDICAL ASSOCIATES		1	114	99%	115
J FRANK AVEY MD		89	26	23%	115
WESTWOOD NURSING & REHAB		81	34	30%	115
Fouraker Hills Rehab and Nursing		106	9	8%	115
CABANA AT JENSEN DUNES, THE		111	4	3%	115
SACRED HEART MEDICAL GROUP URGENT CARE		93	22	19%	115
TREASURE COAST MEDICAL ASSOCIATES		4	111	97%	115
QUALITY URGENT CARE AND WELLNESS		72	42	37%	114
UNIVERSITY MEDICAL CENTER SUITES		100	14	12%	114
GIBBENS FAMILY MEDICAL, LLC		95	19	17%	114
TUSCAN ISLE OPERATING COMPANY LLC DBA		110	4	4%	114
ARDEN COURTS OF SARASOTA		97	17	15%	114
Courtyards of Orlando Care Center		102	12	11%	114
PUTNAM COUNTY SHERIFFS OFFICE		104	10	9%	114
SOUTH BALDWIN MEDICAL CENTER GULF SHORES		91	23	20%	114
ELAN BUENA VISTA		97	17	15%	114
AESTHETIC SURGERY CENTER OF WINTER PARK, THE	3	105	5	4%	113
PATRICK AIR FORCE BASE		7	106	94%	113
VITAS HEALTHCARE CORP OF FLORIDA		112	1	1%	113
VIERA HOSPITAL			113	100%	113
CARE CENTERS OF NASSAU, LLC - HENDRICKS RD		112	1	1%	113
ADVANCED EMURGENT CARE		28	85	75%	113
TREASURE COAST PRIMARY CARE		91	21	19%	112
ALLIED HEALTH FORT PIERCE		112			112
CLEVELAND CLINIC FOUNDATION		12	100	89%	112
VRL EUROFINS - HAWAII		112			112
UNIVERSTIY CENTER MEDICAL LLC DBA	1	105	5	5%	111
MG PORT CHARLOTTE II SUBTENANT LLC		99	12	11%	111
ALL MY KIDS PEDIATRICS INC		78	33	30%	111
NAPHCARE, INC.		101	10	9%	111
G & R HEALTH MART PHARMACY		91	20	18%	111

# COVID-19: testing by laboratory

Data through Apr 23, 2021 verified as of Apr 24, 2021 at 09:25 AM

Data in this report are provisional and subject to change.

The numbers in the table below represent the number of Florida and non-Florida residents for whom test results were received by the Department of Health. A person can be tested by more than one laboratory and can have both positive and negative results. **Therefore, the sum of the numbers in each column will be larger than the total number of people tested.**

Reporting lab	Inconclusive	Negative	Positive	Percent positive	Total
CSL PLASMA INC		8	103	93%	111
MINUTECLINIC DIAGNOSTIC OF OHIO LLC		88	22	20%	110
TREASURE COAST FORENSIC TREATMENT CTR		89	21	19%	110
OMNI HEALTHCARE, INC		106	4	4%	110
LENOX HILL HOSPITAL		101	9	8%	110
OHI WEST INC		98	12	11%	110
LAKE HOUSE ASSISTED LIVING		93	17	15%	110
CONSULATE HEALTH CARE OF SARASOTA	1	108			109
NORTH SHORE MEDICAL LABS	1	101	7	6%	109
CAREMOUNT MEDICAL - PATHOLOGY		105	4	4%	109
AU HEALTH		93	16	15%	109
Riviera Health Resort		108	1	1%	109
EMERALD COAST BEHAVIORAL HOSPITAL		102	6	6%	108
ASHRAF MEDICAL GROUP PLLC DBA PULSE MD		105	3	3%	108
EVANS HEALTH CARE		106	2	2%	108
HARBORCHASE OF NAPLES		93	15	14%	108
North Lake Care Center		107	1	1%	108
CAN COMMUNITY HEALTH		106	2	2%	108
MINUTECLINIC DIAGNOSTIC OF SOUTH CAROLINA, LLC		87	20	19%	107
MENORAH HOUSE		106	1	1%	107
Ocala Oaks Rehabilitation Center		101	6	6%	107
NAVY HOSPITAL			107	100%	107
BAY VIEW HEALTHCARE		85	22	21%	107
HEART OF FLORIDA REGIONAL MED CTR		35	71	67%	106
ELMCROFT OF BELLA VITA		98	8	8%	106
WHITE PLAINS HOSPITAL CENTER LAB		102	4	4%	106
BROOKDALE CANOPY OAKS		74	32	30%	106
325TH MEDICAL GROUP		87	19	18%	106
NORTH FLORIDA EVALUATION AND TREATMENT CENTER	2	99	5	5%	106
MAJESTIC OAKS		102	3	3%	105
ST PETERSBURG PEDIATRICS-SEMINOLE		92	13	12%	105
TOTAL CARE PLUS LLC			105	100%	105
MEDICAL CONSULTANTS OF FLORIDA DBA	1	90	14	13%	105
BLISS HEALTHCARE SERVICES	1	79	24	23%	104
VISTA MANOR		92	12	12%	104
BAPTIST MEDICAL CENTER SOUTH		82	22	21%	104
TALLAHASSEE VA OPC		99	5	5%	104
PEDIATRIC CARE CENTER- JACKSONVILLE BEACH		75	29	28%	104
EAST RIDGE RETIREMENT VILLAGE INC		104			104
SOUTH LAKE PEDIATRICS		90	14	13%	104
GRANDE, THE	2	98	4	4%	104
PREDICTIVE LABORATORIES, INC	1	90	13	13%	104
LECONTE MEDICAL CENTER LAB		85	19	18%	104
MIAMI BEACH COMMUNITY HEALTH CENTER		2	101	98%	103
ST MARK ASSISTED LIVING CENTER	1	90	12	12%	103
LIFESTREAM BEHAVIORIAL CENTER		82	21	20%	103
TREASURE COAST PEDIATRICS PA		96	6	6%	102



# COVID-19: testing by laboratory

Data through Apr 23, 2021 verified as of Apr 24, 2021 at 09:25 AM

Data in this report are provisional and subject to change.

The numbers in the table below represent the number of Florida and non-Florida residents for whom test results were received by the Department of Health. A person can be tested by more than one laboratory and can have both positive and negative results. **Therefore, the sum of the numbers in each column will be larger than the total number of people tested.**

Reporting lab	Inconclusive	Negative	Positive	Percent positive	Total
PruittHealth Fleming Island		87	15	15%	102
KALEIDA HEALTH CENTER FOR LABORATORY		96	6	6%	102
SUNSHINE GARDENS		101	1	1%	102
PORT CHARLOTTE REHABILITATION CENTER		88	14	14%	102
PALM BAY HOSPITAL			102	100%	102
HENNEPIN HEALTHCARE LABORATORY		102			102
MACADAMS HOME HEALTH AGENCY		100	1	1%	101
TROPICANA MANUFACTURING COMPANY INC		95	6	6%	101
ORLANDO LUTHERAN TOWERS ASSISTED LIVING		101			101
AFTER HOURS PEDIATRICS			101	100%	101
CCS - BROWARD COUNTY JAIL		94	7	7%	101
BROOKDALE VERO BEACH SOUTH AL		101			101
EXPRESS DOCS LLC		11	90	89%	101
GLOBAL CENTRAL LABS AT PPD	2	88	10	10%	100
Consulate Health Care of Port Charlotte		98	2	2%	100
NORTH CENTRAL BRONX HOSPITAL		95	5	5%	100
EMERALD COAST CENTER		96	4	4%	100
HAWTHORN HOUSE☐		86	14	14%	100
DOUGLAS T JACOBSON STATE VETERANS HOME		100			100
CENTRAL FLORIDA HEALTH CARE		47	52	53%	99
RARITAN BAY PERTH AMBOY		90	9	9%	99
DEVANSH LAB WERKS INC		79	20	20%	99
Consulate Health Care of Jacksonville		85	14	14%	99
Cross Landings Health and Rehabilitation		97	2	2%	99
FLORIDA COMMUNITY HEALTH CENTERS INC			98	100%	98
URINEGOODHANDS LLC		96	2	2%	98
PLAZA OF HALLANDALE BEACH		98			98
LANDMARK, THE		48	50	51%	98
VALLEY MEDICAL CENTER		91	7	7%	98
PENNSYLVANIA DEPT OF HEALTH		21	77	79%	98
KORGENE LAB	1	28	69	70%	98
KINGS BAY PEDIATRICS LLC		92	6	6%	98
SEMINOLE COUNTY HEALTH DEPARTMENT		79	19	19%	98
ADVENT HEALTH - FOUR CORNERS ER		67	31	32%	98
RIDGEWOOD DIAGNOSTIC LABORATORY		92	5	5%	97
LAFAYETTE NURSING AND REHABILITATION CENTER		95	2	2%	97
HEALTH CENTERS AT BRENTWOOD		96	1	1%	97
SUPERIOR RESIDENCES OF LECANTO		82	15	15%	97
MINNESOTA TWINS		92	5	5%	97
HURLBURT FIELD CLINIC		39	58	60%	97
PUBLIC SQUARE PHARMACY LLC		77	20	21%	97
ARBOR TRAIL		77	20	21%	97
HUNTSVILLE HOSPITAL LABORATORY		71	26	27%	97
MARKET STREET VIERA		95	1	1%	96
VILLAGES VA CBOC	2	88	6	6%	96
QPS, LLC		93	3	3%	96
GRACE MEDICAL HOME		79	17	18%	96

# COVID-19: testing by laboratory

Data through Apr 23, 2021 verified as of Apr 24, 2021 at 09:25 AM

Data in this report are provisional and subject to change.

The numbers in the table below represent the number of Florida and non-Florida residents for whom test results were received by the Department of Health. A person can be tested by more than one laboratory and can have both positive and negative results. **Therefore, the sum of the numbers in each column will be larger than the total number of people tested.**

Reporting lab	Inconclusive	Negative	Positive	Percent positive	Total
PRIMECARE AT TWIN LAKES		2	94	98%	96
PEDIATRIC ASSOCIATES ORLANDO		82	14	15%	96
LABFIRST - DEPARTMENT OF PATHOLOGY		92	4	4%	96
BAYSHORE MEMORY CARE☐		96			96
THE TERRACE OF KISSIMMEE		80	15	16%	95
COLONY CARE CENTER		79	16	17%	95
ADVENT HEALTH CENTRA CARE - EAST ORLANDO		65	30	32%	95
CROSS CITY REHABILITATION AND HEALTH CARE CENTER		72	23	24%	95
WINDSOR OAKS		94	1	1%	95
ADVENT HEALTH CENTRA CARE - WATERMAN		79	15	16%	94
JOHN KNOX VILLAGE OF FLORIDA ALF	1	89	4	4%	94
DIAGNOSTIC SOLUTIONS		3	91	97%	94
ERIE COUNTY MEDICAL CTR CLINICAL LABS		90	4	4%	94
Conway Lakes Health and Rehabilitation Center		93	1	1%	94
STONY BROOK UNIVERSITY MEDICAL CENTER		80	14	15%	94
A COUNTRY PLACE ASSISTED LIVING FACILITY		92	2	2%	94
EAST ALABAMA MEDICAL CENTER LABORATORY		82	12	13%	94
BRIDGEVIEW CENTER LLC☐		81	13	14%	94
NEW SMYRNA BEACH URGENT CARE			93	100%	93
KINDRED AT HOME		84	9	10%	93
WE SCREEN LLC		89	4	4%	93
PRESERVE AT PALM AIRE	3	90			93
CALADIUM PEDIATRICS		79	13	14%	92
Baldwin Pediatrix		81	11	12%	92
DAVITA LABORATORY		69	23	25%	92
SIGNATURE HEALTHCARE OF MIDDLEBURG		90	2	2%	92
DOCTORS CENTER PA,THE		77	15	16%	92
BARRY UNIVERSITY STUDENT HEALTH SERVICES		52	40	43%	92
CATHOLIC HEALTH SYSTEM DEPT LABORATORY		88	4	4%	92
GRAND OAKS OF JENSEN BEACH LLC☐		89	2	2%	91
HERON CLUB AT PRESTANCIA		89	2	2%	91
CATHOLIC HEALTH SERVICES REGIONAL LAB		83	8	9%	91
BAHIA OAKS LODGE		85	6	7%	91
LAKE GIBSON VILLAGE, LLC		88	3	3%	91
AVERO DIAGNOSTICS		67	24	26%	91
MAGNOLIA DIAGNOSTIC		2	89	98%	91
DEBARY HEALTH AND REHABILITATION CENTER		88	3	3%	91
SONORAN DESERT PATHOLOGY ASSOCIATES		3	88	97%	91
SUN CLINICAL LABORATORIES		90	1	1%	91
ROSECASTLE AT DELANEY CREEK		90	1	1%	91
CENTURY CENTER FOR REHABILITATION & HEALING		73	18	20%	91
COOPER FAMILY MEDICAL PLLC		71	20	22%	91
MD 365 MEDICAL CARE PLLC		90			90
MANATEE COUNTY JAIL		89	1	1%	90
CRESTVIEW URGENT CARE		16	74	82%	90
PANIRA HEALTHCARE CLINIC		2	88	98%	90
Winter Garden Rehab and Nursing Facility		79	11	12%	90

# COVID-19: testing by laboratory

Data through Apr 23, 2021 verified as of Apr 24, 2021 at 09:25 AM

Data in this report are provisional and subject to change.

The numbers in the table below represent the number of Florida and non-Florida residents for whom test results were received by the Department of Health. A person can be tested by more than one laboratory and can have both positive and negative results. **Therefore, the sum of the numbers in each column will be larger than the total number of people tested.**

Reporting lab	Inconclusive	Negative	Positive	Percent positive	Total
Lanier Rehab		64	26	29%	90
PARK OF THE PALMS INC		89	1	1%	90
PROMEDICA SENIOR LIVING		86	4	4%	90
CHILDRENS CLINIC		39	51	57%	90
KEYS MEDICAL GROUP			90	100%	90
NORTH FLORIDA SPINE AND WELLNESS		69	20	22%	89
STUART LODGE LIVING LLC		66	23	26%	89
PERSONAL PEDIATRICS		78	11	12%	89
ARLINGTON OF NAPLES INC, THE		89			89
MIAMI SHORES NURSING & REHAB		89			89
FREEDOM INN AT TARPON SPRINGS		82	7	8%	89
EVENTEST, LLC		87	2	2%	89
Winter Park Care and Rehab		88	1	1%	89
MEDRITE URGENT CARE		75	14	16%	89
ATRIUM AT LIBERTY PARK		85	4	4%	89
FLORIDA PEDIATRIC GROUP		31	57	65%	88
GOVERNOR'S CREEK HEALTH & REHABILITATION		87	1	1%	88
JENNIFER J CHIAVETTA-GRLSANTI DC		71	17	19%	88
ENCOMPASS HEALTH REHABILITATION HOSPITAL OF LARGO		85	3	3%	88
ACE BIOMEDICAL LABS LLC		74	14	16%	88
BISHOP GRADY VILLAS		86	2	2%	88
ST VINCENT'S BIRMINGHAM		81	7	8%	88
JERICOHO URGENT CARE		84	4	5%	88
BAYLOR GENETICS		75	13	15%	88
EISENHOWER ARMY MEDICAL CENTER		80	7	8%	87
PACIFIC ANALYTICS			87	100%	87
VANDERBILT UNIVERSITY MEDICAL CENTER		78	9	10%	87
CLYDE E LASSEN STATE VETERANS NURSING HOME		62	25	29%	87
Summit Medical Group, Pa DbA Citymd		80	7	8%	87
LPG PRIMARY CARE AT SURFSIDE		76	11	13%	87
BRANDON HEALTH AND REHABILITATION CENTER	1	85	1	1%	87
UNIVERSITY OF NEW MEXICO HOSPITAL		87			87
CAREATC		3	83	97%	86
BRILLIANCE ASSISTED LIVING		69	17	20%	86
PENSACOLA DEVELOPMENTAL CENTER		67	19	22%	86
WALGREENS #12673		82	4	5%	86
CHAMBREL AT ISLAND LAKE		82	4	5%	86
DISCOVERY VILLAGE AT THE FORUM		86			86
SUNCOAST TECHNICAL COLLEGE SCHOOL OF HEALTH		86			86
BEACHES PEDIATRICS PA		81	5	6%	86
LEVY COUNTY DEPARTMENT OF HEALTH		61	24	28%	85
ENCOMPASS HEALTH REHABILITATION HOSPITAL		85			85
SMS DO PA		72	13	15%	85
MEDEXPRESS - BLOOMIN BRANDS		65	20	24%	85
PRMG - EAST NAPLES	1	73	11	13%	85
ARBOR OAKS AT TYRONE	9	74	2	2%	85
INSTITUTE OF PATHOLOGY KINGS COUNTY		82	3	4%	85

# COVID-19: testing by laboratory

Data through Apr 23, 2021 verified as of Apr 24, 2021 at 09:25 AM

Data in this report are provisional and subject to change.

The numbers in the table below represent the number of Florida and non-Florida residents for whom test results were received by the Department of Health. A person can be tested by more than one laboratory and can have both positive and negative results. **Therefore, the sum of the numbers in each column will be larger than the total number of people tested.**

Reporting lab	Inconclusive	Negative	Positive	Percent positive	Total
HUNTINGTON HOSPITAL LABORATORY		82	3	4%	85
SUWANNEE COUNTY SHERIFF OFFICE		82	3	4%	85
W. FRANK WELLS NURSING HOME		84	1	1%	85
GUIDEWELL EMERGENCY MEDICINE DOCTORS LLC		51	34	40%	85
MIRIMUS CLINICAL LABS	2	36	46	55%	84
CONCENTRA - FT LAUDERDALE - COMMERCIAL BLVD		83	1	1%	84
LONG TERM CARE OF JAY, LLC		63	21	25%	84
SHERMAN-ABRAMS LABORATORY INC		77	7	8%	84
PEDIATRIC SERVICES OF AMERICA INC		79	5	6%	84
NITE LITE PEDIATRICS - JACKSONVILLE		76	8	10%	84
INFINITY BIOLOGIX LLC OAKDALE		79	5	6%	84
PINES OF SARASOTA GARDEN		84			84
JESSIE TRICE COMMUNITY HEALTH SYSTEM, INC		68	16	19%	84
MEADOWCREST FAMILY PHYSICIANS PA	1	58	24	29%	83
DELCARE PA		66	17	20%	83
CANOPY ON BERRYHILL, THE		51	32	39%	83
LABCORP EMPLOYER SERVICES		82	1	1%	83
MISIR DRUGS LLC		70	13	16%	83
CVS MINUTE CLINIC		3	80	96%	83
MID FLORIDA PRIMARY CARE PA		69	14	17%	83
LAKE HOWELL FAMILY MEDICINE ASSOCIATES		69	14	17%	83
PLYMOUTH HOME FOR ADULTS, INC.	8	74	1	1%	83
THE PAVILION FOR HEALTH CARE		72	10	12%	82
Lexington Health and Rehabilitation Center		82			82
CAMPBELL URGENT CARE		15	67	82%	82
COASTAL LABORATORIES OF FLORIDA		71	11	13%	82
BROWARD HEALTH MEDICAL CENTER CLINICAL LAB			82	100%	82
LAB		29	53	65%	82
AR ANESTHESIA LLC		80	2	2%	82
CVS NY409803OPOCT NEW YORK		81	1	1%	82
Gulfport Rehabilitation Center		79	3	4%	82
ALTAMONTE PEDIATRIC ASSOCIATES		31	51	62%	82
ECOLAB GROUP		45	36	44%	81
HOLMES COUNTY HEALTH DEPARTMENT	1	67	13	16%	81
MEDICAL PAVILION CLINIC		63	18	22%	81
BIO-TECH CLINICAL LABORATORIES		41	40	49%	81
LAB PLUS, LLC AT SAINT THOMAS WEST HOSPITAL		67	14	17%	81
EMERGENCY PHYSICIANS MEDICAL CENTER LLC		57	23	29%	80
WALGREENS 2941		76	4	5%	80
BALMORAL TENANT SERVICES INC	1	43	36	45%	80
CBS LABS OF TAMPA LLC		3	76	96%	79
LABCORP		20	59	75%	79
VETERANS AFFAIRS MEDICAL CENTER - PALO ALTO		28	51	65%	79
SIMED LABORATORY		63	16	20%	79
ROYAL CARE OF AVON PARK		76	3	4%	79
CENTRAL BALDWIN IMMEDIATE CARE & FAMILY PRACTICE		61	18	23%	79
EDGEWATER AT WATERMAN VILLAGE		78	1	1%	79

# COVID-19: testing by laboratory

Data through Apr 23, 2021 verified as of Apr 24, 2021 at 09:25 AM

Data in this report are provisional and subject to change.

The numbers in the table below represent the number of Florida and non-Florida residents for whom test results were received by the Department of Health. A person can be tested by more than one laboratory and can have both positive and negative results. **Therefore, the sum of the numbers in each column will be larger than the total number of people tested.**

Reporting lab	Inconclusive	Negative	Positive	Percent positive	Total
ST VINCENTS PRIMARY CARE		70	8	10%	78
LAKE MORTON PLAZA☐		75	3	4%	78
NEW MEXICO STATE PUBLIC HEALTH DIVISION		78			78
AESTHETIC ENHANCEMENTS		78			78
BOND CLINIC PA		45	32	42%	77
ORANGE CITY NURSING AND REHAB		75	2	3%	77
DOH-WEST PALM BEACH BRANCH LABORATORY		3	74	96%	77
THE GOOD SHEPARDS OF DELAND-WEST		76	1	1%	77
HEALTH FIRST - PALM BAY HOSPITAL		2	75	97%	77
WALGREENS 9627		71	6	8%	77
NORTH SHORE UNIVERSITY HOSPITAL LABORATORY		70	7	9%	77
BAYCARE MEDICAL GROUP		71	6	8%	77
SANTA BARBARA CARE CENTER		55	22	29%	77
WEST VOLUSIA FAMILY AND SPORTS MEDICINE		75	2	3%	77
GRAND ST PAUL CVS		76	1	1%	77
PALM RIVER COMMUNITY HEALTH CENTER		68	9	12%	77
PM PEDIATRICS		65	12	16%	77
PANCARE HEALTH - FREEPORT CLINIC SUITE B		67	9	12%	76
MOBILE PHYSICIAN SERVICES INC		68	8	11%	76
CLINICAL PATHOLOGY ASSOCIATES-SONIC REFERENCE LAB		76			76
THE TRADITION OF THE PALM BEACHES		74	2	3%	76
DYNAMIC MEDICAL USA			76	100%	76
WINDSOR REFLECTIONS		75	1	1%	76
BENTLEY VILLAGE II		67	9	12%	76
JACOBI MEDICAL CENTER		71	5	7%	76
S-H THIRTY-FIVE OPCO- PORT ST LUCIE, LLC	1	75			76
CENTRAL FLORIDA PEDIATRICS		38	38	50%	76
WALGREENS CO		67	9	12%	76
ASSOCIATED CLINICAL LABORATORIES		68	8	11%	76
PROMEDICA LABORATORIES		21	55	72%	76
STONY BROOK SOUTHAMPTON		73	2	3%	75
BROWARD HEALTH MEDICAL CENTER		3	72	96%	75
TAMPA BAY CONCIERGE DOCTOR, LLC		72	3	4%	75
MICHAEL AKPEKE MD		66	9	12%	75
BREVARD HEALTH ALLIANCE INC		72	3	4%	75
WATERCREST ST LUCIE WEST	1	69	5	7%	75
ADVENTHEALTH EXPRESSCARE		45	30	40%	75
ELLKAY HEALTHCARE DATA PLUMBERS	52	19	4	5%	75
NOMI HEALTH LAB SERVICES LLC		7	68	91%	75
PANCARE HEALTH - MALONE CLINIC		67	7	9%	74
1ST PRIORITY LAB SERVICES		60	14	19%	74
NORTH FLORIDA PEDIATRICS		57	17	23%	74
BROOKDALE OVIEDO		72	2	3%	74
SCOTT LAKE HEALTH AND REHABILITATION CENTER		71	3	4%	74
EC OPCO PENSACOLA, LLC		73	1	1%	74
NOAH CLINICAL LABORATORY		63	11	15%	74
OAK MANOR NURSING HOME		70	4	5%	74



# COVID-19: testing by laboratory

Data through Apr 23, 2021 verified as of Apr 24, 2021 at 09:25 AM

Data in this report are provisional and subject to change.

The numbers in the table below represent the number of Florida and non-Florida residents for whom test results were received by the Department of Health. A person can be tested by more than one laboratory and can have both positive and negative results. **Therefore, the sum of the numbers in each column will be larger than the total number of people tested.**

Reporting lab	Inconclusive	Negative	Positive	Percent positive	Total
NAPHCARE INC		69	5	7%	74
BENTLEY CARE CENTER		74			74
LAKE CITY VA MEDICAL CENTER			74	100%	74
SUNCOAST OPTIMAL WELLNESS		23	50	68%	73
GOOD HEARTS COVID TESTING		30	43	59%	73
SIMEDHEALTH LLC		62	11	15%	73
DISCOVERY VILLAGE AT PALM BEACH GARDENS		71	2	3%	73
HARMONY CLINIC		1	72	99%	73
BioReference Laboratories, Inc		8	65	89%	73
MD LABS		46	27	37%	73
FLORIDA MEDICAL CLINIC PA		50	23	32%	73
EVIVIA		70	3	4%	73
CONSULATE HEALTH CARE – LAKE MARY		72	1	1%	73
BARNETT PARK☐		2	71	97%	73
BOND CLINIC DR ELDEEB		36	37	51%	73
MAIN STREET MEDICAL CENTER OF CRESTVIEW PA		51	22	30%	73
ARTHREX MEDICAL CENTER		43	30	41%	73
ENCOMPASS HEALTH REHABILITATION HOSPITAL OF SARASOTA		73			73
SOS MOBILE MEDICAL CARE LLC		61	12	16%	73
TITUSVILLE FAMILY PRACTICE		17	56	77%	73
HAVEN OF OUR LADY OF PEACE		72			72
MULBERRY CARE CENTER		62	10	14%	72
GV NAPLES OPCO, LLC		71	1	1%	72
CRAIG BERGER MD PL D/B/A BAY AREA EYE INSTITUTE		72			72
THOMAS INTERNAL MEDICINE		60	12	17%	72
MICHAEL A VENAZIO MD		68	4	6%	72
INDIGO MANOR☐		22	49	69%	71
Salerno Bay Health & Rehabilitation Center		61	10	14%	71
MED EXPRESS		6	65	92%	71
INN AT ASTON GARDENS AT PELICAN POINTE,THE		67	4	6%	71
PRODUCTION HEALTH SAFETY MANAGEMENT		69	2	3%	71
Lakeside Oaks Care Center		67	4	6%	71
PACIFICA SUNRISE☐		63	8	11%	71
ADVENT HEALTH - LAKE MARY		61	10	14%	71
LUTHERAN HAVEN ASSISTED LIVING		71			71
STERLING HOUSE OF TALLAHASSEE	3	62	6	8%	71
ADVANCED LAB		67	4	6%	71
AMMON LABS		61	10	14%	71
CL BRUMBACK PRIMARY CARE CLINICS		17	54	76%	71
Highlands Regional Hospital		63	7	10%	70
ISLAND COAST PEDIATRICS		62	8	11%	70
SUMMIT AT VENICE	2	63	5	7%	70
TOWERS HOME CARE☐		66	4	6%	70
ROCKLEDGE REGIONAL MEDICAL CENTER		30	40	57%	70
CP/AIG PENSACOLA DEVELOPMENT LLC		67	3	4%	70
REHAB AND HEALTHCARE CENTER OF CAPE CORAL		70			70
DEVELOPMENTAL DISABILITIES DEFENDANT PROGRAM		68	2	3%	70

# COVID-19: testing by laboratory

Data through Apr 23, 2021 verified as of Apr 24, 2021 at 09:25 AM

Data in this report are provisional and subject to change.

The numbers in the table below represent the number of Florida and non-Florida residents for whom test results were received by the Department of Health. A person can be tested by more than one laboratory and can have both positive and negative results. **Therefore, the sum of the numbers in each column will be larger than the total number of people tested.**

Reporting lab	Inconclusive	Negative	Positive	Percent positive	Total
SUNCOAST COMMUNITY HEALTH CENTERS PEDIATRICS		21	49	70%	70
USF HEALTH MORSANI CENTER		5	65	93%	70
WORLD OF PEDIATRICS LLC		62	8	11%	70
PARKSIDE INN	3	64	2	3%	69
PLANTATION GENERAL HOSPITAL CLINICAL LAB		26	43	62%	69
FAST PACE MEDICAL CLINIC, PLLC		58	11	16%	69
MEMORIAL MANOR		69			69
HERITAGE HEALTHCARE AND REHABILITATION CENTER		69			69
LINCOLN MEDICAL AND MENTAL HEALTH CENTER		66	3	4%	69
GEORGE E WEEMS MEMORIAL HOSPITAL LAB		59	10	14%	69
SAN JOSE SENIOR CARE LLC	1	43	25	36%	69
ST JOSEPHS HOSPITAL SOUTH HOSPITAL			68	100%	68
CLEARWATER PAIN MANAGEMENT ASSOCIATES		66	2	3%	68
SUMTER PEDIATRICS		63	5	7%	68
NORTHWESTERN UNIVERSITY CORP		67	1	1%	68
AEL- MEMPHIS		17	51	75%	68
ORTHOPAEDIC SURGERY CENTER		68			68
NORTH FLORIDA PEDIATRICS - JACKSONVILLE		62	6	9%	68
GENPATH			68	100%	68
Stratford Court of Palm Harbor		58	10	15%	68
BIG BOCA SMILES LLC		66	2	3%	68
MEASE MANOR INC		63	4	6%	67
MINUTECLINIC DIAGNOSTIC OF KANSAS, PA		58	9	13%	67
SOMERBY OF SANTA ROSA BEACH		58	9	13%	67
FLORIDA HEALTH CARE		8	59	88%	67
BOND AND STEELE CLINIC, PA		53	14	21%	67
WILSON MEMORIAL REGIONAL MEDICAL CENTER		63	4	6%	67
SAMFORD UNIVERSITY HEALTH SERVICES		66	1	1%	67
MINUTECLINIC DIAGNOSTIC OF NEW JERSEY		59	8	12%	67
OKEECHOBEE URGENT CARE		17	49	74%	66
ADVENT HEALTH - PALM COAST		2	64	97%	66
INTERNAL MEDICINE ASSOCIATES PA		62	4	6%	66
AMERICAN FAMILY MEDICAL		53	13	20%	66
NORTH FLORIDA PHARMACY		59	7	11%	66
LEE COMMUNITY HEALTHCARE - LEHIGH		56	10	15%	66
ATLAN		58	8	12%	66
MEDEX MEDICAL EXPRESS OF PALATKA			66	100%	66
VETERANS AFFAIRS MEDICAL CENTER - GULF COAST		27	39	59%	66
ADVENTHEALTH MEDICAL GROUP MULTISPECIALTY			65	100%	65
LAKE SHERIFF		48	17	26%	65
TROY REGIONAL MEDICAL CENTER		54	11	17%	65
BROOKDALE CENTRE POINTE	1	64			65
ROSECASTLE OF JACKSONVILLE LLC		64	1	2%	65
OUT OF STATE		40	25	38%	65
SUMMER VISTA ASSISTED LIVING		38	27	42%	65
NXGEN MDX		20	45	69%	65
OCOEE PEDIATRICS		57	8	12%	65

# COVID-19: testing by laboratory

Data through Apr 23, 2021 verified as of Apr 24, 2021 at 09:25 AM

Data in this report are provisional and subject to change.

The numbers in the table below represent the number of Florida and non-Florida residents for whom test results were received by the Department of Health. A person can be tested by more than one laboratory and can have both positive and negative results. **Therefore, the sum of the numbers in each column will be larger than the total number of people tested.**

Reporting lab	Inconclusive	Negative	Positive	Percent positive	Total
WADSWORTH HEALTH CENTER		62	3	5%	65
SAFARI PEDIATRICS PA		63	2	3%	65
CORAL GABLES HOSPITAL			65	100%	65
ADVENT HEALTH CENTRA CARE - WINTER GARDEN		19	46	71%	65
EAST HILL PHARMACY		46	19	29%	65
DAVENPORT PEDIATRICS CLERMONT PA		57	8	12%	65
PANCARE HEALTH - JACKSON COUNTY		54	11	17%	65
HORIZON ALF		64	1	2%	65
HERNANDO COUNTY FIRE RESCUE DISTRICT		31	34	52%	65
NORTH FLORIDA MEDICAL CENTER		58	6	9%	64
VIERA HEALTH AND REHABILITATION CENTER		62	2	3%	64
MINUTECLINIC DIAGNOSTIC OF HAWAII LLC		57	7	11%	64
BRADFORD COUNTY HEALTH DEPARTMENT		63	1	2%	64
JOSEPH L MORSE GERIATRIC CENTER	2	59	3	5%	64
ST FRANCIS HOSPITAL		56	8	13%	64
GREENLEAF ALF		63	1	2%	64
GOLDEN POND COMMUNITIES		64			64
APC PEDIATRICS AT RYE ROAD MEDICAL PARK		63	1	2%	64
SILVER LAKE PEDIATRICS PA		57	7	11%	64
NEMOURS CHILDRENS PRIMARY CARE OVIEDO		51	13	20%	64
TRINITY AL SENIOR HOUSING LLC		45	19	30%	64
KESHAV RX LLC		52	12	19%	64
LPG CONVENIENT CARE AT PINE ISLAND ROAD		58	6	9%	64
FLORIDA HEALTH CARE DELAND			63	100%	63
PALM BAY URGENT CARE		28	35	56%	63
BEEHIVE HOMES OF GULF BREEZE		47	16	25%	63
CINNAMON COVE ALF		62	1	2%	63
MEDI CLINIC SARASOTA INC		62	1	2%	63
BURRY'S PHARMACY INC		38	25	40%	63
ERDOX		58	5	8%	63
NICEVILLE URGENT CARE		17	46	73%	63
DAVID POSNACK JEWISH DAY SCHOOL		63			63
BIOREFERENCE LABORATORIES INC		11	52	83%	63
Palms at Ponte Vedra Assisted Living and Memory Care		60	3	5%	63
JOHN D ARCHBOLD MEMORIAL HOSPITAL		61	2	3%	63
DEPT OF VA MED CENTE-WEST PALM BEACH			62	100%	62
TBI RESIDENTIAL SERVICES, INC.		51	11	18%	62
OVERLOOK HOSPITAL LABORATORY		57	5	8%	62
Grand Villa of Clearwater		57	5	8%	62
EVAN R SHAPIRO MD PA		62			62
Bon Secours Maria Manor		56	6	10%	62
EMERALD COAST HOSPICE		61	1	2%	62
LEE MEMORIAL HEALTH SYSTEM D/B/A LEE COMMUNITY		57	5	8%	62
ST CLOUD PHYSICIAN MANAGEMENT LLC DBA ST CLOUD		28	34	55%	62
MEDLOGIC LABORATORIES		3	59	95%	62
LAKELAND REGIONAL HEALTH		38	24	39%	62
FLORIDA MEDICAL CLINIC - MULTI SPECIALTY CAMPUS		28	34	55%	62

# COVID-19: testing by laboratory

Data through Apr 23, 2021 verified as of Apr 24, 2021 at 09:25 AM

Data in this report are provisional and subject to change.

The numbers in the table below represent the number of Florida and non-Florida residents for whom test results were received by the Department of Health. A person can be tested by more than one laboratory and can have both positive and negative results. **Therefore, the sum of the numbers in each column will be larger than the total number of people tested.**

Reporting lab	Inconclusive	Negative	Positive	Percent positive	Total
MENTAL HEALTH CARE INC		53	9	15%	62
CARE CENTERS OF NASSAU LLC MINER ROAD SOUTH		61			61
AHMG SURGICAL SPECIALIST		61			61
URGENT CARE USA LLC		2	59	97%	61
RITECARE MED CTR H			61	100%	61
ERIC C MRSHAL, MD, PC #1842		58	3	5%	61
WASHINGTON REHABILITATION AND NURSING CENTER		51	10	16%	61
DEPT OF VA MEDICAL CENTER - MIAMI	1	57	3	5%	61
CDR MAGUIRE INC	1	7	53	87%	61
LAKE CO EMPLOYEE HEALTH AND WELLNESS CENTER		54	7	11%	61
MICHIGAN DEPARTMENT OF HEALTH AND HUMAN SERVICES	1		60	98%	61
DOT DOC SARASOTA		56	5	8%	61
FAMILY HEALTH CENTER		43	18	30%	61
THE PRESERVE AT CLEARWATER		58	2	3%	60
GRAND AVENUE RX			60	100%	60
LPG PRIMARY CARE AT PINE ISLAND		48	12	20%	60
INTERNAL LAB		50	10	17%	60
TWIN CREEKS ASSISTED LIVING & MEMORY CARE		57	3	5%	60
CHILDREN'S HOSPITAL OF ALABAMA		59	1	2%	60
PREMISE HEALTH MIA		22	38	63%	60
WAVE CREST HEALTH AND REHABILITATION CENTER		57	3	5%	60
PREMIUM HEALTH SERVICES OF TAMPA BAY LLC		36	24	40%	60
81ST MEDICAL GROUP		28	32	53%	60
CALHOUN COUNTY HEALTH DEPT		31	29	48%	60
ADVENT HEALTH - MOUNT DORA		10	49	83%	59
TUKA PEDIATRICS		7	52	88%	59
MINUTECLINIC DIAGNOSTIC OF SOUTH CAROL		54	5	8%	59
UHEALTH AT FISHER ISLAND			59	100%	59
BOCA BIOLISTICS LLC		46	13	22%	59
BIG BEND CARES, INC		51	8	14%	59
TREASURE COAST URGENT & FAMILY CARE		34	25	42%	59
STEINHATCHEE FAMILY MEDICAL CENTER	1	50	8	14%	59
MILLENIUM PHYSICIANS GROUP		1	58	98%	59
MARQUIS LABS, LLC		57	2	3%	59
CARDIOLOGY AND MEDICINE ASSOCIATES		43	16	27%	59
FERN PARK DEVELOPMENTAL CENTER		5	54	92%	59
BIOTECH		52	7	12%	59
VALENCIA HOUSE ALF		57	2	3%	59
BUECHELE DENTAL PA DBA CLERMONT FAMILY DENTISTRY		48	10	17%	58
SARATOGA HOSPITAL LABORATORY		52	6	10%	58
S-H THIRTY FIVE OPCO - ORANGE CITY, LLC		48	10	17%	58
Margate Health and Rehabilitation Center		56	2	3%	58
CORNERSTONE PEDIATRICS		46	12	21%	58
LINCOLN DIAGNOSTIC LAB		56	2	3%	58
HEALTHPARK MEDICAL CTR NURSING SVC		58			58
SONATA BOCA RATON		54	4	7%	58
KINDRED HOSPITAL CENTRAL TAMPA BLOOD GAS	1	52	5	9%	58

# COVID-19: testing by laboratory

Data through Apr 23, 2021 verified as of Apr 24, 2021 at 09:25 AM

Data in this report are provisional and subject to change.

The numbers in the table below represent the number of Florida and non-Florida residents for whom test results were received by the Department of Health. A person can be tested by more than one laboratory and can have both positive and negative results. **Therefore, the sum of the numbers in each column will be larger than the total number of people tested.**

Reporting lab	Inconclusive	Negative	Positive	Percent positive	Total
ALEXANDER NININGER STATE VETERANS		58			58
KEY WEST MEDICAL CENTER	1	50	7	12%	58
PALM BAY PEDIATRICS		38	20	34%	58
COOPER FAMILY MEDICAL, PLLC		48	10	17%	58
LPG PULMONOLOGY-COCONUT POINT		49	8	14%	57
VIP WALK IN CLINIC		34	23	40%	57
FINLAY CLINICAL LABORATORY		20	37	65%	57
ALZHEIMERS CARE CENTER OF VIERA LTD		37	20	35%	57
ALL AMERICAN URGENT CARE			57	100%	57
MALCOM RANDALL DEPT OF VAMC			57	100%	57
TGH URGENT CARE POWERED BY FAST TRACK			57	100%	57
THE CANOPY AT BERRYHILL		57			57
TRADITIONAL HOME HEALTH OF PALM BEACH INC		55	2	4%	57
LONG ISLAND JEWISH MED CTR		52	5	9%	57
ASCENSION SACRED HEART BAY LABORATORY		54	3	5%	57
ADVENTHEALTH MEDICAL GROUP FAMILY MEDICINE		52	5	9%	57
KAPG FLEMING ISLAND SENIOR HOUSING OPCO LLC	1	56			57
GENESIS DERMATOLOGY		53	4	7%	57
MAUREEN OROURKE-FUTEY			56	100%	56
TIFFANY HALL NURSING AND REHAB		44	12	21%	56
CENTRA CARE - LAKE NONA		6	50	89%	56
MINUTECLINIC, LLC		49	7	13%	56
ST JOSEPHS CHILDRENS OUTREACH			56	100%	56
PATHOLOGY CONSULTANTS OF NEW MEXICO		56			56
SOUTHSIDE HOSPITAL NORTHWELL HEALTH LABORATORY		49	7	13%	56
CITYMD OF MANAHAWKIN		54	2	4%	56
SPRING MANOR ASSISTED LIVING		56			56
EAGLES WATCH CLUSTER		47	9	16%	56
HIALEAH HOSPITAL RESPIRATORY DEPT			56	100%	56
ATRIA PARK OF LAKE FOREST (WG HERITAGE LF LLC)		54	2	4%	56
GENTIVA HEALTH SERVICES CERTIFIED INC		52	3	5%	55
NITE LITE PEDIATRICS - PORT ST. LUCIE		46	9	16%	55
PREMIER MEDICAL ASSOCIATES ALL FLORIDA LLC		54	1	2%	55
GRAND VILLA OF DEL RAY WEST		51	4	7%	55
VPA PC LAB		48	7	13%	55
DAVITA LABS		55			55
TRINITY URGENT CARE		41	14	25%	55
SONATA HUNTERS CREEK		47	8	15%	55
Rehabilitation Center of the Palm Beaches		55			55
EAST CENTRAL FLORIDA OUTPATIENT IMAGING		43	12	22%	55
KENDALL REGIONAL MEDICAL CENTER LAB	3		52	95%	55
WEST ISLIP URGENT CARE		50	5	9%	55
LONG ISLAND UNIVERSITY - POST CAMPUS		50	5	9%	55
TANVIR H SHAGAR NP		47	7	13%	54
SARASOTA CO. HEALTH DEPT # 58		40	14	26%	54
CERTUS MTD OPCP LLC		52	2	4%	54
PENNSYLVANIA DEPARTMENT OF HEALTH BUREAU OF LABORATORIES			54	100%	54



# COVID-19: testing by laboratory

Data through Apr 23, 2021 verified as of Apr 24, 2021 at 09:25 AM

Data in this report are provisional and subject to change.

The numbers in the table below represent the number of Florida and non-Florida residents for whom test results were received by the Department of Health. A person can be tested by more than one laboratory and can have both positive and negative results. **Therefore, the sum of the numbers in each column will be larger than the total number of people tested.**

Reporting lab	Inconclusive	Negative	Positive	Percent positive	Total
PERSONAL PEDIATRICS PA		51	3	6%	54
APOLLOMDX LABS		32	22	41%	54
ORLANDO CLINICAL RESEARCH CENTER		51	3	6%	54
JUNIPER VILLAGE AT NAPLES		53	1	2%	54
CLERMONT HEALTH AND REHAB		40	14	26%	54
Jupiter Medical Center Pavilion		53	1	2%	54
CAMBRIDGE SECURITY SERVICES		51	3	6%	54
HOLY NAME HOSPITAL LABORATORY		52	2	4%	54
FAMILY EXTENDED CARE OF PUNTA GORDA		54			54
FUTURE PEDIATRICS		51	3	6%	54
HOME CARE PHARMACY		53	1	2%	54
UNITED LABORATORY SERVICES CORPORATION		38	16	30%	54
ST. CLOUD MEDICAL GROUP		54			54
FG RAPID		49	5	9%	54
CAPE REGIONAL MEDICAL CENTER		51	3	6%	54
ADVANCE URGENT CARE CENTER, LLC		11	42	79%	53
QUOTIENT SCIENCES LABS LLC			53	100%	53
ORCHID COVE AT DAYTONA		45	8	15%	53
CAREATC INC BRANDON	12	38	3	6%	53
NEW YORK PRESBYTERIAN - QUEENS DIAGNOSTIC		49	4	8%	53
ADVENT HEALTH EXPRESS CARE		5	48	91%	53
ST ANTHONYS PRIMARY CARE LLC/JACKSON STREET			53	100%	53
LITTLE NECK URGENT CARE		51	2	4%	53
BARNES HEALTHCARE OF FLORIDA LLC		49	4	8%	53
MISSION OAKS ASSISTED LIVING		51	2	4%	53
Osprey Point Nursing Center		51	2	4%	53
UNIVERSITY OF WEST FLORIDA, THE		52	1	2%	53
ROCHESTER GENERAL HOSPITAL LABORATORY		49	4	8%	53
ALLIANCE COMMUNITY FOR RETIREMENT LIVING		53			53
SOMERSET			53	100%	53
CITY OF OCALA EMPLOYEE HEALTH AND WELLNESS CENTER		46	7	13%	53
LAKE INTERNAL MEDICINE ASSOCIATES PA		45	7	13%	52
PHILLIPPE RIDGE		40	12	23%	52
SUNSHINE PEDIATRICS		51	1	2%	52
THE MEDICAL GROUP OF SOUTH FLORIDA INC		46	6	12%	52
INTERNAL MEDICINE SPECIALIST		46	6	12%	52
SNH BRFL TENANT LLC	2	50			52
ADVENT HEALTH		49	3	6%	52
WALGREENS #10373		49	2	4%	51
QHC UPSTATE MEDICAL PC		42	9	18%	51
GRAND VILLA OF ALTAMONTE SPRINGS		44	7	14%	51
GULFVIEW MEDICAL INSTITUTE		51			51
PROFESSIONAL PEDIATRICS		49	2	4%	51
IMA MEDICAL CENTER		34	17	33%	51
LPG PEDIATRICS AT PAGE FIELD		50	1	2%	51
SIDDH INC DBA SAN CARLOS PHARMACY		47	4	8%	51
AMELIA ASSISTED LIVING FACILITY		51			51

# COVID-19: testing by laboratory

Data through Apr 23, 2021 verified as of Apr 24, 2021 at 09:25 AM

Data in this report are provisional and subject to change.

The numbers in the table below represent the number of Florida and non-Florida residents for whom test results were received by the Department of Health. A person can be tested by more than one laboratory and can have both positive and negative results. **Therefore, the sum of the numbers in each column will be larger than the total number of people tested.**

Reporting lab	Inconclusive	Negative	Positive	Percent positive	Total
TGH URGENT CARE - RIVERVIEW			51	100%	51
NORTH CAROLINA DEPARTMENT OF HEALTH & HUMAN SERVICES	1		50	98%	51
FELICIDAD MEDICAL CENTER		5	46	90%	51
INN AT THE FOUNTAINS, THE		34	17	33%	51
MIAMI CLINICAL RESEARCH CORP		12	39	76%	51
SOUTH CAROLINA DEPT OF HEALTH AND ENVIRONMENT CONTROL		11	40	78%	51
LAKELAND REGIONAL HEALTH GATEWAY CENTER		28	23	45%	51
OPTUMCARE SOUTH FLORIDA, LLC		43	8	16%	51
AVANTE ST CLOUD		48	3	6%	51
SOUTHEAST ALABAMA MEDICAL CENTER			51	100%	51
WALGREENS #05625		45	5	10%	50
HILA BECKERMAN MD LLC	1	45	4	8%	50
ADVENT HEALTH - LAKE WALES		38	12	24%	50
IMMEDIATE CARE PA		46	4	8%	50
MINUTECLINIC DIAGNOSTIC OF NORTH CAROLINA		48	2	4%	50
BENTON HOUSE OF PORT ORANGE		44	6	12%	50
NIGHT LITE PEDIATRICS CENTER LLC		10	40	80%	50
PORT ST. LUCIE - ZAXBY'S		50			50
LIGHTHOUSE PEDIATRICS OF NAPLES		44	6	12%	50
SUNSHINE PEDIATRICS OF CENTRAL FLORIDA PL		47	3	6%	50
SUNSHINE ASSISTED LIVING		50			50
PRACTICE MANAGEMENT OF AMERICA, INC.		7	43	86%	50
MILLENIA ADVANCED SCIENTIFIC LLC			50	100%	50
HIGHLANDS COUNTY FIRE RESCUE		50			50
CAMP BOGGY CREEK		49	1	2%	50
MARIANNA HEALTH AND REHABILITATION CENTER		49	1	2%	50
POPLAR HEALTHCARE PLLC	1	11	38	76%	50
BETHUNE-COOKMAN UNIVERSITY		32	18	36%	50
CARE ATC - ANDES			50	100%	50
RAINBOW PEDIATRICS PC LLC / BREAKFAST POINT		39	11	22%	50
GRAMERCY PARK URGENT CARE		47	2	4%	49
ADVENTIST HEALTH SYSTEM FLORIDA		34	15	31%	49
FHMG_CTR FOR SENIOR HEALTH		44	5	10%	49
MADISON COUNTY MEMORIAL HOSPITAL LABORATORY		15	34	69%	49
ALLEGRO		47	2	4%	49
SOLARIS SENIOR LIVING NORTH NAPLES		48	1	2%	49
HEALTH FIRST - CAPE CANAVERAL HOSPITAL		1	48	98%	49
Citymd Of Toms River		42	7	14%	49
ARCPPOINT LABS OF WEST PALM BEACH		9	40	82%	49
DOH		23	26	53%	49
CDR MAGUIRE - MIAMI BEACH CC MISSION 17388		2	47	96%	49
MINUTECLINIC DIAGNOSTIC MEDICAL GROUP		45	4	8%	49
SOFT CELL LABORATORIES		45	4	8%	49
USF		1	48	98%	49
NORTHBROOK CENTER FOR☐		47	2	4%	49
S-H THIRTY FIVE OPCO - LUTZ, LLC		48	1	2%	49
Guardian Care Nursing and Rehabilitation Center		49			49

# COVID-19: testing by laboratory

Data through Apr 23, 2021 verified as of Apr 24, 2021 at 09:25 AM

Data in this report are provisional and subject to change.

The numbers in the table below represent the number of Florida and non-Florida residents for whom test results were received by the Department of Health. A person can be tested by more than one laboratory and can have both positive and negative results. **Therefore, the sum of the numbers in each column will be larger than the total number of people tested.**

Reporting lab	Inconclusive	Negative	Positive	Percent positive	Total
JFK MEDICAL CENTER NORTH LAB		1	47	98%	48
SEWANEE MOLECULAR DIAGNOSTICS LABORATO		48			48
BASSETTI MEDICAL RESEARCH INC		34	14	29%	48
THE TERRACE OF JACKSONVILLE		3	45	94%	48
PREMIER MEDICAL ASSOCIATES		46	2	4%	48
BITTINGS APOTHECARY INC		42	6	13%	48
GRAND OAKS OF PALM CITY LLC	1	41	6	13%	48
COURTYARD GARDENS OF JUPITER		48			48
MORTON PLANT			48	100%	48
BAY CENTER HURRICANE SHELTER		48			48
BAPTIST URGENT CARE		44	4	8%	48
PINES NURSING HOME		46	2	4%	48
CAREMED INTERNAL MEDICINE		30	18	38%	48
ALWAYS BEST CARE SENIOR SERVICES		43	5	10%	48
INTERCOASTAL MEDICAL GROUP		2	46	96%	48
CARE 4 U MANAGEMENT, INC			48	100%	48
ISLAND URGENT CARE PLLC		44	4	8%	48
HERNANDO ENDOSCOPY AND SURGERY CENTER		37	11	23%	48
NAPLES PEDIATRICS INC		43	5	10%	48
LYSTER ACH FT RUCKER AL		45	3	6%	48
COURTYARD GARDENS OF BOYNTON BEACH, LLC		45	3	6%	48
SOMA MEDICAL CENTER PA #3		10	38	79%	48
ORLANDO COVID TEST , LLC		42	6	13%	48
PREMIER COMMUNITY HEALTHCARE GROUP INC		46	2	4%	48
NAVARRE GARDENS		41	6	13%	47
Casa Mora Rehabilitation & Extended Care		45	2	4%	47
URGENT CARE & WELLNESS CENTER		15	32	68%	47
INTERLAB		1	46	98%	47
PANCARE HEALTH - BAY COUNTY - YOUNGSTOWN		42	5	11%	47
GROWING TOGETHER PEDIATRICS, LLC		41	6	13%	47
CITY OF CAPE CORAL		36	11	23%	47
MOBILE DOC FL, LLC		29	18	38%	47
GOLFCREST HEALTHCARE CENTER		47			47
COMPLETE HOME CARE OF THE PALM BEACHES LLC		43	4	9%	47
WINTER GARDEN REHAB AND NURSING CENTER		43	4	9%	47
POINTE AT NEW PORT PLACE,THE		47			47
ROYAL PALM SENIOR RESIDENCE		47			47
ROADS PEDIATRICS,LLC		44	3	6%	47
BLUE SPRINGS SURGERY CENTER		47			47
CONCENTRA URGENT CARE		43	4	9%	47
FAMILY EXTENDED CARE OF WINTER HAVEN		45	2	4%	47
PREMIER PLACE HEALTHCARE AT THE GLENVIEW		46			46
TRICORE REF LABS - UNIV OF NM		46			46
ADVENTHEALTH MEDICAL GROUP FAMILY & INTERNAL		20	26	57%	46
LUTHERAN HAVEN EXTENDED CONGREGATE CAR		46			46
COLLIER BLVD HMA PHYSICIAN MANAGEMENT LLC		46			46
SAN CARLOS PHARMACY		39	7	15%	46

# COVID-19: testing by laboratory

Data through Apr 23, 2021 verified as of Apr 24, 2021 at 09:25 AM

Data in this report are provisional and subject to change.

The numbers in the table below represent the number of Florida and non-Florida residents for whom test results were received by the Department of Health. A person can be tested by more than one laboratory and can have both positive and negative results. **Therefore, the sum of the numbers in each column will be larger than the total number of people tested.**

Reporting lab	Inconclusive	Negative	Positive	Percent positive	Total
NORTH FLORIDA / SOUTH GEORGIA VETERANS HEALTH SYSTEM		1	45	98%	46
H LEE MOFFITT CANCER CENTER MICRO		46			46
PATRICK MANOR INCORPORATED		46			46
ALL CARE URGENT CARE			46	100%	46
THORNBURG PEDIATRICS		42	4	9%	46
ALLIANCE OF PHYSICIANS AGAINST COVID-19			46	100%	46
WALGREEN		36	10	22%	46
Heritage Park Care and Rehabilitation		46			46
WALGREENS 3145		43	3	7%	46
EAST MANATEE FAMILY	1	1	44	96%	46
MINUTECLINIC DIAGNOSTIC OF LOUISIANA		43	3	7%	46
BAY STREET PHARMACY☐		41	5	11%	46
ADVENT HEALTH MEDICAL GROUP OB GYN AT		40	6	13%	46
KAPG ST AUGUSTINE SENIOR HOUSING OPCO LLC		37	9	20%	46
HARTFORD HEALTH SERVICES LLC		46			46
WG EVERGREEN WOODS SH LLC		46			46
VOLUSIA COUNTY BRANCH JAIL		1	44	98%	45
GREENSBORO PATHOLOGY LLC		34	11	24%	45
COLLIER URGENT CARE CENTERS		44	1	2%	45
LARA HEALTH AND WELLNESS CENTER LLC		45			45
BD MEDICAL SYSTEMS		43	2	4%	45
LEE PHYSICIAN GROUP COLLEGE POINT		45			45
LEE MEMORIAL HEALTH SYSTEM		40	5	11%	45
BENTON HOUSE OF ST. JOHNS		43	2	4%	45
CVS MINUTE CLINIC DIAGNOSTIC OF NORTH CAROL		39	6	13%	45
ADULT MEDICINE OF LAKE COUNTY INC			45	100%	45
MID-FLORIDA PATHOLOGY, LLC		35	10	22%	45
STUART URGENT CARE			45	100%	45
SOUTHPORT SQUARE HARBOUR HEALTH		45			45
NEOGENOMICS LABORATORIES INC		45			45
PLAINVIEW URGENT CARE		42	3	7%	45
NEXT MOLECULAR ANALYTICS		14	31	69%	45
BRP SH OPCO LLC		45			45
REDI-MED WALK-IN FAMILY CARE			45	100%	45
ST JUDE LABORATORIES		40	5	11%	45
IMA MEDICAL GROUP POINCIANA		18	27	60%	45
AVALON PARK RETIREMENT RESIDENCE		43	2	4%	45
ENCOMPASS HEALTH REHABILITATION OF ALTAMONTE		39	5	11%	44
LOURDES HOSPITAL INC		42	2	5%	44
TRIPLE O MEDICAL SERVCES INC		41	3	7%	44
PIERCE INSTRUMENTS INC		43	1	2%	44
LAKE COUNTY SCHOOLS EMPLOYEE HEALTH CENTER		32	12	27%	44
BENTON HOUSE OF CLERMONT		44			44
FLORIDA HOSPITAL		28	16	36%	44
NEWPATH DIAGNOSTICS		36	8	18%	44
Gulf Shore Care Center		39	5	11%	44
PRINCETON VILLAGE☐		40	4	9%	44

# COVID-19: testing by laboratory

Data through Apr 23, 2021 verified as of Apr 24, 2021 at 09:25 AM

Data in this report are provisional and subject to change.

The numbers in the table below represent the number of Florida and non-Florida residents for whom test results were received by the Department of Health. A person can be tested by more than one laboratory and can have both positive and negative results. **Therefore, the sum of the numbers in each column will be larger than the total number of people tested.**

Reporting lab	Inconclusive	Negative	Positive	Percent positive	Total
ASHTON PLACE	3	37	4	9%	44
MULBERRY'S MOBILE PROVIDER SERVICES LLC□		29	15	34%	44
INNOVATIVE GX LABORATORIES		37	7	16%	44
SOUTH FLORIDA BAPTIST HOSPITAL			44	100%	44
THE MERIDIAN AT BOCA RATON	1	43			44
PEDIATRICS OF CENTRAL FLORIDA – SAINT CLOUD	2	40	2	5%	44
RADIOLOGY ASSOCIATES OF VENICE AND ENGLEWOOD		42	2	5%	44
UNION MEDICAL CARE PLLC		43	1	2%	44
ST LUCIE COUNTY JAIL		28	15	35%	43
RESIDENTIAL PLAZA AT BLUE LAGOON INC		39	4	9%	43
FIRST CHOICE URGENT CARE		12	31	72%	43
THE PALMS PHARMACY, INC		40	3	7%	43
WOLFF CTR FOR CHILD & ADOLESCENT HEALTH PLLC,THE		26	17	40%	43
UNIVERSITY BEHAVIORAL CENTER		43			43
EC OPCO TIMBERLIN PARC LLC		43			43
University Hills health and Rehabilitation		33	10	23%	43
DUVAL PHARMACY		32	11	26%	43
LAKE MARY KIDS CENTRA CARE		33	10	23%	43
BIOFIRE		11	32	74%	43
BRONX LEBANON HOSPITAL-MEDICAL CENTER		39	4	9%	43
CAREHERE LAKE SCHOOLS EMPLOYEE HEALTH CENTER		29	14	33%	43
FLAGLER HOSPITAL INC	2		41	95%	43
BRANCH MEDICAL CLINIC			43	100%	43
PINELLAS INTERNAL MEDICINE ASSOCIATES	1	39	3	7%	43
MAKO MEDICAL		21	21	50%	42
EMORY CLINIC, THE		40	2	5%	42
CLINICAL LABORATORY		42			42
WINDSOR WOODS REHAB & HEALTHCARE CTR		40	2	5%	42
BAYCARE MEDICAL GROUP INC		3	39	93%	42
KIVA AT CANTERBURY		25	17	40%	42
ATRIA WILLOW WOOD		40	2	5%	42
MAIMONIDES-SHALOM ACADEMY, INC		41	1	2%	42
STETSON UNIVERSITY STUDENT HEALTH CENTER		3	39	93%	42
D W MCMILLAN MEMORIAL HOSPITAL		31	11	26%	42
UNIVERSITY HOSPITAL		35	7	17%	42
REOPEN DIAGNOSTICS			42	100%	42
LONGLEAF DIAGNOSTIC LABORATORIES		13	29	69%	42
PACIFICA SENIOR LIVING OCALA		37	5	12%	42
WHITE-WILSON MEDICAL CENTER		31	11	26%	42
WALK IN MEDICAL URGENT CARE		42			42
WEISS PEDIATRIC CARE LLC		28	14	33%	42
NORTHWELL HEALTH PLAINVIEW HOSPITAL LABORATORY		33	9	21%	42
Atlantic Shore Nursing and Rehab		42			42
ORLANDO HEALTH PRIMARY CARE PEDIATRICS		39	3	7%	42
STAT ONE URGENT CARE CENTER		2	40	95%	42
BOND CLINIC, PA		11	30	73%	41
CITRUS COUNTY HEALTH DEPARTMENT		35	6	15%	41



# COVID-19: testing by laboratory

Data through Apr 23, 2021 verified as of Apr 24, 2021 at 09:25 AM

Data in this report are provisional and subject to change.

The numbers in the table below represent the number of Florida and non-Florida residents for whom test results were received by the Department of Health. A person can be tested by more than one laboratory and can have both positive and negative results. **Therefore, the sum of the numbers in each column will be larger than the total number of people tested.**

Reporting lab	Inconclusive	Negative	Positive	Percent positive	Total
CROSSROADS URGENT CARE		26	15	37%	41
SOUTHCOR LABORATORY		7	34	83%	41
NIGHT LITE PEDIATRIC CENTER		10	31	76%	41
SMH PHYSICIAN SERVICES INC		40	1	2%	41
PEDIATRICS OF CENTRAL FLORIDA KISSI		33	8	20%	41
GRAND VILLA OF NEW PORT RICHEY		34	7	17%	41
A & R RESEARCH GROUP		35	6	15%	41
UNIVERSITY OF ALABAMA		38	3	7%	41
UNION MEDICAL CARE		41			41
EASTERN SHORE URGENT CARE		30	11	27%	41
DHMD		41			41
FLORIDA HOSPITAL NEW SMYRNA		4	37	90%	41
RIVERHEAD URGENT CARE		40	1	2%	41
BULLS HEAD URGENT CARE		39	2	5%	41
CITRUS CARE CLINIC			40	100%	40
MINUTE CLINIC DIAGNOSTIC OF VIRGINIA, LLC		38	2	5%	40
CRESTVIEW IMMEDIATE CARE LL		16	24	60%	40
EP MEDICAL EQUIPMENT PHARMACY		34	6	15%	40
LPG CONVENIENT CARE AT METRO		36	4	10%	40
CAPITAL REGIONAL MEDICAL CENTER		2	38	95%	40
BELVEDERE COMMONS OF SUN CITY CENTER		40			40
ENCOMPASS HEALTH REHABILITATION HOSPITAL OF PANAMA CITY		35	5	13%	40
PRIDE DIAGNOSTICS		24	16	40%	40
ORLANDO ORTHOPAEDIC OUTPATIENT SURGERY CENTER		34	6	15%	40
GRAND VILLA OF ENGLEWOOD		35	5	13%	40
M&V SAN JOSE MEDICAL CENTER			40	100%	40
UNIVERSITY MEDICAL CTR OF PRINCETON AT		38	2	5%	40
ADVENT HEALTH CENTRA CARE - LAKE LAND		30	10	25%	40
SEWALLS POINT PHARMACY INC		32	8	20%	40
AU MEDICAL CENTER, INC	1	34	5	13%	40
WELLMED AT NEW TAMPA		29	11	28%	40
THE LODGE AND REHABILITATION CENTER		24	16	40%	40
FAMILY AND INTERNAL MEDICINE AT AVALON PARK		36	4	10%	40
CLINICAL PATHOLOGY LABORATORIES, INC		40			40
CEDAR CREEK AT KINGS BAY INC		39			39
NORTHSIDE HOSPITAL EMERGENCY DEPT		35	4	10%	39
PINELLAS PARK FIRE DEPARTMENT		39			39
ADVENTHEALTH MEDICAL GROUP PULMONOLOGY		34	5	13%	39
VETERANS AFFAIRS MEDICAL CENTER - NEW YORK HARBOR		37	2	5%	39
GENEXPERT			39	100%	39
FLORIDA HOSPITAL PHYSICIAN GROUP		26	13	33%	39
CARILLON SPORTS AND FAMILY MEDICINE		29	10	26%	39
WG BAYPOINT VILLAGE SH LLC		38	1	3%	39
BAYSHORE PATHOLOGY CONSULTANTS PA		37	2	5%	39
BROOKDALE BRANDON	1	38			39
FLORIDA DEPARTMENT OF HEALTH CLAY COUNTY		26	13	33%	39
BAY COUNTY JAIL ANNEX		34	5	13%	39

# COVID-19: testing by laboratory

Data through Apr 23, 2021 verified as of Apr 24, 2021 at 09:25 AM

Data in this report are provisional and subject to change.

The numbers in the table below represent the number of Florida and non-Florida residents for whom test results were received by the Department of Health. A person can be tested by more than one laboratory and can have both positive and negative results. **Therefore, the sum of the numbers in each column will be larger than the total number of people tested.**

Reporting lab	Inconclusive	Negative	Positive	Percent positive	Total
MEDEX MEDICAL EXPRESS OF PALATKA LLC			39	100%	39
GUYAN VALLEY WELLNESS CENTER		32	7	18%	39
JUNIPER VILLAGE AT CAPE CORAL		34	5	13%	39
ANDALUSIA HEALTH		22	17	44%	39
CORRECTIONAL MEDICAL GROUP		27	12	31%	39
CLINICAL RESEARCH SEQUENCING PLATFORM		8	31	79%	39
ISLAMORADA VILLAGE OF ISLANDS FIRE RESCUE		36	3	8%	39
LAKE BUTLER HOSPITAL		37	1	3%	38
Life Care Center of Citrus County		37	1	3%	38
STEWART MEDICAL GROUP, INC		21	17	45%	38
PORT SAINT JOHN FAMILY PRACTICE		23	15	39%	38
INNOVATION CLINICAL TRIALS, INC			38	100%	38
LABORATORY MEDICINE CONSULTANTS-LMC PA		36	2	5%	38
AUTUMN OF SARASOTA		12	26	68%	38
CCRC @ SUNFLOWER LLC		35	3	8%	38
ST AUGUSTINE PEDIATRIC ASSOC		33	5	13%	38
TAYLORVILLE FAMILY MEDICINE		31	7	18%	38
ATRIA SAN PABLO		36	2	5%	38
WELLSTAR KENNESTONE HOSPITAL		35	3	8%	38
MOLECULAR DIAGNOSTICS		5	33	87%	38
DCH REGIONAL MEDICAL CENTER LABORATORY		37	1	3%	38
TNC WALK IN CLINIC		26	12	32%	38
PALM POINT BEHAVIORAL HEALTH		38			38
HOMEWOOD RESIDENCE AT FREEDOM PLAZA		37	1	3%	38
LMH SKILLED NURSING UNIT		38			38
ROCKLAND URGENT CARE FAMILY HEALTH NP		36	2	5%	38
A AND R RESEARCH GROUP LLC		33	4	11%	37
CONNECTICUT DEPARTMENT OF HEALTH		22	15	41%	37
COLLIER HMA PHYSICIAN MANAGEMENT LLC		27	10	27%	37
PONCE THERAPY CARE CENTER		34	3	8%	37
ARTHREX MEDICAL CENTER EAST		25	12	32%	37
PATHOGENIUS LABORATORIES		30	7	19%	37
HOLZER HEALTH CENTER		5	32	86%	37
TGH URGENT CARE - WESLEY CHAPEL			37	100%	37
CARE HERE		12	25	68%	37
GRAND VILLA OF LARGO		32	5	14%	37
CENTRAL FLORIDA HEALTH CARE INC WAUCHULA SITE 2		29	8	22%	37
METROPOLITAN CHARITIES INC		34	3	8%	37
PECONIC BAY MEDICAL CENTER LABORATORY		28	9	24%	37
MINUTECLINIC, LLC, DBA MINUTECLINIC #5		33	4	11%	37
ALAN A SMITH MD LLC		34	3	8%	37
HR SARASOTA OPERATOR LLC		25	12	32%	37
EMPLOYEE WELLNESS PA		21	16	43%	37
ACCURATE DIAGNOSTIC LAB		35	2	5%	37
HOLLISMED LLC		35	2	5%	37
WASHINGTON COUNTY HEALTH DEPARTMENT		25	12	32%	37
WEINBERG VILLAGE		36	1	3%	37

# COVID-19: testing by laboratory

Data through Apr 23, 2021 verified as of Apr 24, 2021 at 09:25 AM

Data in this report are provisional and subject to change.

The numbers in the table below represent the number of Florida and non-Florida residents for whom test results were received by the Department of Health. A person can be tested by more than one laboratory and can have both positive and negative results. **Therefore, the sum of the numbers in each column will be larger than the total number of people tested.**

Reporting lab	Inconclusive	Negative	Positive	Percent positive	Total
MINUTECLINIC DIAGNOSTIC OF MICHIGAN		34	3	8%	37
DOCTOR TODAY TLC LLC			37	100%	37
HUNT CLUB MEDICAL		15	22	59%	37
FAMILY EXTENDED CARE OF SEBRING INC		35	2	5%	37
MINUTECLINIC DIAGNOSTIC OF RHODE ISLAND, LLC #1544		36	1	3%	37
THE COLLIER AT NAPLES		36	1	3%	37
EMORY UNIVERSITY HOSPITAL		29	8	22%	37
ONE MILO		37			37
ASSISTED LIVING OF BROWARD		37			37
HARMONY HEALTH OPCO, LLC		16	21	57%	37
GULFSIDE HOSPICE INC		33	3	8%	36
Kensington Gardens		36			36
PHYSICIAN ASSOCIATES LLC		26	10	28%	36
CENTERPLACE HEALTH		15	21	58%	36
GRAND VILLA OF ST. PETERSBURG		34	2	6%	36
OCCUPATIONAL HEALTH CENTERS OF THE SOUTHWEST PA		31	5	14%	36
BVL/LITTLE ANGEL PEDIATRICS		36			36
AIR, LAND & SEA PHYSICALS & CONSULTATIONS, LLC		35	1	3%	36
HARBORCHASE OF WELLINGTON CROSSING		34	2	6%	36
MAINSTREET FAMILY URGENT CARE		1	35	97%	36
WALGREENS COVID-19		27	9	25%	36
HOUSE CALLS PROFESSIONAL LLC		32	4	11%	36
EXPRESS CARE OF TAMPA BAY LLC		5	31	86%	36
MINUTE CLINIC LLC #2216		33	3	8%	36
EASYCARE WALK-IN CLINIC	1	14	21	58%	36
FLORIDA MEDICAL CLINIC IM MLK		24	12	33%	36
COMMUNITY MEDICAL CARE CENTER INC			36	100%	36
FLORIDA PEDIATRIC GROUP PA		28	8	22%	36
MEDCOMP SCIENCES			36	100%	36
ST. MARYS MEDICAL CENTER		1	35	97%	36
PATHGROUP		9	27	75%	36
GRAND VILLA OF PINELLAS PARK		34	2	6%	36
WARDE MEDICAL LABORATORY		28	8	22%	36
ISLAND LAKE CENTER		14	21	60%	35
LEE PHYSICIAN GROUP		31	4	11%	35
FHMG-FLORIDA HOSPITAL MEDICAL GROUP		25	10	29%	35
IRL		4	31	89%	35
BAYCARE HEALTH SYSTEMS, LLC			35	100%	35
CLEARWATER EMPLOYEE HEALTH CLINIC		17	18	51%	35
MIDDLETOWN MEDICAL P C		25	10	29%	35
METRO KNOXVILLE HMA		25	10	29%	35
POARCH BANC CREEK INDIANS TRIBAL HEALTH DEPARTMENT			35	100%	35
ADVENT HEALTH - CENTRAL PASCO ER		30	5	14%	35
FAST PACE MEDICAL CLINIC		30	5	14%	35
ADVENT HEALTH - FISH MEMORIAL		2	33	94%	35
KINDRED HOSPITAL OCALA		32	3	9%	35
WUESTHOFF MEMORIAL HOSPITAL			35	100%	35

# COVID-19: testing by laboratory

Data through Apr 23, 2021 verified as of Apr 24, 2021 at 09:25 AM

Data in this report are provisional and subject to change.

The numbers in the table below represent the number of Florida and non-Florida residents for whom test results were received by the Department of Health. A person can be tested by more than one laboratory and can have both positive and negative results. **Therefore, the sum of the numbers in each column will be larger than the total number of people tested.**

Reporting lab	Inconclusive	Negative	Positive	Percent positive	Total
MARYLAND DEPARTMENT OF HEALTH			35	100%	35
VIKOR SCIENTITIC		5	30	86%	35
BOCA TOXICOLOGY LLC		33	2	6%	35
NEUROINTERNATIONAL SARASOTA		32	3	9%	35
REDI-MED WALK IN FAMILY CLINIC			35	100%	35
PARKSIDE HEALTH AND REHABILITATION CENTER			35	100%	35
NCHD		21	14	40%	35
ALABAMA CLINICS		19	16	46%	35
STATCARE URGENT AND WALK-IN MEDICAL CA		32	3	9%	35
SOUTHEASTERN OUTPATIENT SURGERY CENTER		32	3	9%	35
JAMAICA HOSPITAL MEDICAL CENTER		31	4	11%	35
MEDEXPRESS URGENT CARE WEST TAMPA			35	100%	35
FLORIDA PRESBYTERIAN HOMES INC		33	2	6%	35
P23 LABS		35			35
FORT CAROLINE GARDENS, INC		33	2	6%	35
MINUTE CLINIC, LLC DBA MINUTECLINIC #4505		31	3	9%	34
LABORATORY ALLIANCE OF CENTRAL NEW YORK		32	2	6%	34
VENICE URGENT CARE – GULF COAST		1	33	97%	34
AYERS NURSING AND REHABILITATION CENTER		34			34
TUSCAN GARDENS OF DELRAY BEACH MANAGEMENT COMPANY,		34			34
TRADITIONAL HOME CARE INC		33	1	3%	34
PARAMOUNT WALK-IN CLINIC		1	33	97%	34
THE SPRINGS OF PARC HILL		33	1	3%	34
LONG TERM CARE OF GULF BREEZE LLC		30	4	12%	34
SOUTHWEST LABS		34			34
JACKSON HEALTH SYSTEM		2	32	94%	34
CHIPOLA QUICK CARE		28	6	18%	34
FLORIDA DEPARTMENT OF HEALTH IN MONROE COUNTY		27	7	21%	34
JUPITER MEDICAL CENTER PHYSICIANS GROUP, INC		30	4	12%	34
RASHDA ALBIBI M.D. P.A.		31	3	9%	34
CIGNA PBSO WEST PALM		3	31	91%	34
MINUTECLINIC DIAGNOSTIC OF LOUISIANA,		31	3	9%	34
VILLA COURT LLC		34			34
PHOSPHORUS DIAGNOSTICS		27	7	21%	34
LONG BEACH URGENT CARE		33			33
HUNTINGTON STATION URGENT CARE		32	1	3%	33
VETERANS HOME		1	32	97%	33
ENCOMPASS HEALTH REHABILITATION HOSPITAL OF MIAMI		32	1	3%	33
GREENRIDGE GROUP HOME	3	11	19	58%	33
WALGREENS_COCONUT CREEK		26	7	21%	33
BOND CLINIC		3	30	91%	33
STATEN ISLAND UNIVERSITY HOSPITAL-POUCH		32	1	3%	33
SANFORD MOBILE LAB PGA TOUR		32	1	3%	33
Grand Villa of Deerfield Beach		29	4	12%	33
Consulate Health Care of Orange Park		27	6	18%	33
JACK BANDEL MD PA		33			33
CORAL HOUSE ASSISTED LIVING COMMUNITY LLC		33			33

# COVID-19: testing by laboratory

Data through Apr 23, 2021 verified as of Apr 24, 2021 at 09:25 AM

Data in this report are provisional and subject to change.

The numbers in the table below represent the number of Florida and non-Florida residents for whom test results were received by the Department of Health. A person can be tested by more than one laboratory and can have both positive and negative results. **Therefore, the sum of the numbers in each column will be larger than the total number of people tested.**

Reporting lab	Inconclusive	Negative	Positive	Percent positive	Total
ENCOMPASS HEALTH REHABILITATION HOSPITAL OF OCALA		32	1	3%	33
AHSE ROP		32	1	3%	33
RESIDENCE AT BAY VUE		31	2	6%	33
KISSIMMEE VA OUTPATIENT CLINIC		30	3	9%	33
EVERLYWELL		19	14	42%	33
ALPHA PHARMACY		30	3	9%	33
NURSES HELPING HANDS INC ALF		33			33
VETERAN AFFAIRS MEDICAL CENTER - JAMES J PETERS		30	3	9%	33
WESTWOOD NURSING AND REHABILITATION		28	5	15%	33
MINUTE CLINIC DIAGNOSTIC OF SC, LLC #75		31	2	6%	33
AMBRY GENETICS CORPORATION	23	10			33
AMMON ANALYTICAL LABORATORIES		29	4	12%	33
PULSE & REMEDY LLC		18	15	45%	33
MINUTE CLINIC DIAGNOSTIC OF NEW JERSEY		32	1	3%	33
NIGHT LITE PEDIATRICS URGENT CARE CENTER			33	100%	33
FLORIDA ENDOSCOPY & SURGERY CTR LLC		32			32
COLORADO DEPARTMENT OF HEALTH LABORATORY SERVICES DIVISION			32	100%	32
COLORADO DEPARTMENT OF PUBLIC HEALTH AND ENVIRONMENT			32	100%	32
CERON PEDIATRICS & INTEGRATIVE MEDICIN		32			32
UNION CHD		29	3	9%	32
PASSPORT HEALTH ORLANDO		32			32
WESTMINSTER ST AUGUSTINE		32			32
HARBOUR ISLAND PEDIATRICS		22	10	31%	32
ACCESS 365 URGENT CARE		10	22	69%	32
CARDIOLOGY AND MEDICINE ASSOCIATES INC		31	1	3%	32
LAKE MARY - STIRLING CENTER SUITE 202			32	100%	32
STEINHATCHEE DRUGS		26	6	19%	32
MEDPEDS ASSOCIATES OF SARASOTA PA		29	3	9%	32
ADVANCED URGENT CARE		12	20	63%	32
TREASURE ISLE LLC		32			32
Heartland Health Care Center North Sarasota		18	14	44%	32
LPG PRIMARY CARE AT CAPE CORAL PARKWAY		27	5	16%	32
MADISON POINTE CARE CENTER		32			32
IPSUM DIAGNOSTICS		3	29	91%	32
BAYSIDE LABORATORIES INC		32			32
OPIS COQUINA CENTER		32			32
HEARTLAND PEDIATRIC ASSOCIATES		25	7	22%	32
WOMENS CARE FLORIDA LABORATORY		25	7	22%	32
MINUTE CLINIC DIAGNOSTIC OF VIRGINIA		25	7	22%	32
SYNIVERSE WELLNESS CENTER		27	5	16%	32
CARE CENTERS OF NASSAU LLC MINER ROAD NORTH		32			32
MEDEMERGE		30	2	6%	32
PERDIDO URGENT CARE		1	30	97%	31
ENT AND ALLERGY ASSOCIATES OF FLORIDA LLC		30	1	3%	31
NORTH PINELLAS CHILDRENS MEDICAL CENTER			31	100%	31
ORLANDO FAMILY MEDICINE		14	17	55%	31
Wiregrass Rehabilitation Center and Nursing Home		28	3	10%	31



# COVID-19: testing by laboratory

Data through Apr 23, 2021 verified as of Apr 24, 2021 at 09:25 AM

Data in this report are provisional and subject to change.

The numbers in the table below represent the number of Florida and non-Florida residents for whom test results were received by the Department of Health. A person can be tested by more than one laboratory and can have both positive and negative results. **Therefore, the sum of the numbers in each column will be larger than the total number of people tested.**

Reporting lab	Inconclusive	Negative	Positive	Percent positive	Total
CHIPOLA MEDICAL ASSOCIATES		11	20	65%	31
MIGUEL E TREVINO MD PA		27	4	13%	31
FLORIDA MEDICAL CL ODOM TPA		17	14	45%	31
COUNTY OF LOS ANGELES			31	100%	31
MIDNIGHT MEDICINE			31	100%	31
CANCER RESEARCH LAB, BOB JONES UNIVERSITY		29	2	6%	31
VENICE REGIONAL BAYFRONT HEALTH			31	100%	31
CITY OF NAPLES FIRE RESCUE		27	4	13%	31
BUREAU OF PUBLIC HEALTH	1	10	20	65%	31
LEE COMMUNITY HEALTHCARE INC CAPE CORAL		30	1	3%	31
AMERICAN ESOTERIC LABORATORIES		15	16	52%	31
TAMPA URGENT CARE			31	100%	31
COLLIER ANESTHESIA PAIN LLC		31			31
DISCOVERY COMMONS AT BRADENTON		31			31
UNIPATH		24	7	23%	31
FAMILY CARE PARTNERS URGENT CARE LLC		25	6	19%	31
SANFORD PEDIATRIC ASSOCIATES, PA		28	3	10%	31
MICHAEL J D'AMBROSE MD PA		29	2	6%	31
PREMIER URGENT CARE CENTER LLC			31	100%	31
ADVENTHEALTH MEDICAL GROUP FAMILY MEDICINE AT RDV		31			31
LabCorp L#09258130 M#09258125		12	19	61%	31
OAKMONTE VILLAGE		30	1	3%	31
SOUTHEAST GEORGIA HEALTH SYSTEM, INC		26	5	16%	31
STUART REHABILITATION AND HEALTHCARE		15	16	52%	31
CARLOS F FUSTER MD PA		29	2	6%	31
REGENCY PARK ASSISTED LIVING FACILITY		29	2	6%	31
STATCARE URGENT & WALK IN MEDICAL CARE		27	4	13%	31
HEALTH FIRST - VIERA HOSPITAL		1	30	97%	31
UR CARE FAMILY AND SPORTS MEDICINE			31	100%	31
BAYOU GARDENS DUNEDIN LLC		31			31
CENTER ONE SURGERY CENTER		24	6	20%	30
ORLANDO ORTHOPAEDIC CENTER		28	2	7%	30
FORT VALLEY STATE UNIVERSITY		29	1	3%	30
Okeechobee Health Care Facility		16	14	47%	30
THE TERRACE AT IVY ACRES ALF		11	19	63%	30
MINUTECLINIC, LLC #4230		26	4	13%	30
LPG PRIMARY CARE AT BONITA BAY LIFESTYLE CENTER		27	3	10%	30
LAKELAND NURSING AND REHABILITATION CENTER			30	100%	30
JOSEF SCHENKER MD PC		30			30
WIREGRASS CLINIC LLC		24	6	20%	30
SPRINGWOOD COURT		25	5	17%	30
CLINCLOUD, LLC			30	100%	30
JACKSONVILLE PEDIATRICS		19	11	37%	30
AMEERAH LABS			30	100%	30
MINUTECLINIC DIAGNOSTIC OF RHODE ISLAND, LLC #212		30			30
MINUTECLINIC, LLC #08366		25	5	17%	30
RAINBOW PEDIATRICS		1	29	97%	30

# COVID-19: testing by laboratory

Data through Apr 23, 2021 verified as of Apr 24, 2021 at 09:25 AM

Data in this report are provisional and subject to change.

The numbers in the table below represent the number of Florida and non-Florida residents for whom test results were received by the Department of Health. A person can be tested by more than one laboratory and can have both positive and negative results. **Therefore, the sum of the numbers in each column will be larger than the total number of people tested.**

Reporting lab	Inconclusive	Negative	Positive	Percent positive	Total
COOPER HEALTHCARE		27	3	10%	30
HERITAGE WATERSIDE		27	3	10%	30
TALLAHASSEE DEVELOPMENTAL CENTER☐		28	2	7%	30
SANITAS		4	26	87%	30
BOCA SIMON LAB		1	29	97%	30
A LILIKO'I PHARMACY LLC		27	3	10%	30
GRAND LIVING AT LAKEWOOD RANCH		29	1	3%	30
MARTHA'S HOUSE & ASSISTED LIVING FACILITY		30			30
HOLIDAY MEDICAL ASSOCIATES		4	26	87%	30
BAPTIST PRIMARY BLACK CREEK SOUTH			30	100%	30
DAVID LAWRENCE CENTER		26	4	13%	30
WILLAMETTE VALLEY TOXICOLOGY LLC		28	2	7%	30
ADVENT HEALTH PRIMARY CARE PLUS, WINTER GARDEN		26	4	13%	30
P4CLINICAL	3	2	25	83%	30
JOSEPH SCHENKER MD PC DBA CENTERS URGENT		26	4	13%	30
OAK HARBOR ASSISTED LIVING FACILITY		27	3	10%	30
ENGLEWOOD HOSPITAL AND MEDICAL CENTER		25	5	17%	30
BOCA BIOLISTIC REFERENCE LAB			30	100%	30
Grand Villa of Dunedin		24	6	20%	30
JOSEF SCHENKER MD PC DBA CENTERS URGENT		28	2	7%	30
ST PETER'S BENDER LABORATORY		28	1	3%	29
BROOKWOOD BAPTIST MEDICAL CENTER		28	1	3%	29
RENAISSANCE SENIOR LIVING	1	28			29
PRO HEALTH HARMONY		29			29
ROBERT H JENKINS JR VETERANS' DOMICILIARY HOME OF		26	3	10%	29
GEORGIA HEART CENTER (MSC 53), NAVICEN		27	2	7%	29
CAPE CORAL HOSPITAL ABG LABORATORY		16	13	45%	29
PINELLAS 1 HOME HEALTH CARE CORP		28	1	3%	29
MAYO CLINIC JACKSONVILLE		4	25	86%	29
DUVAL COUNTY HEALTH DEPARTMENT		29			29
INTERIM HEALTHCARE OF NORTHWEST FLORIDA INC		27	2	7%	29
PBSO WEST PALM FAMILY PRACTICE		1	28	97%	29
ENCORE AT BOCA RATON, THE			29	100%	29
UCLA HEALTHCARE CLINICAL LABS		23	6	21%	29
COMPREHENSIVE CHILDCARE		23	6	21%	29
ENCOMPASS HEALTH REHABILITATION		27	2	7%	29
GOOD SAMARITAN HOSPITAL LABORATORY		26	3	10%	29
TIFFANY LAKE CARE CENTERS INC		28	1	3%	29
NEMOURS CHILDRENS CLINIC		22	7	24%	29
CDC		17	12	41%	29
SUNTREE INTERNAL MEDICINE		29			29
ST VINCENTS AMBULATORY CARE INC DBA		26	3	10%	29
UNIVERSITY OF ILLINOIS VETERINARY DIAG	1	27	1	3%	29
PANCARE HEALTH - BONIFAY K-8			29	100%	29
CHILDREN'S MEDICAL CENTER			29	100%	29
PALMS, THE		29			29
GERALD J KIVETT MD		26	3	10%	29

# COVID-19: testing by laboratory

Data through Apr 23, 2021 verified as of Apr 24, 2021 at 09:25 AM

Data in this report are provisional and subject to change.

The numbers in the table below represent the number of Florida and non-Florida residents for whom test results were received by the Department of Health. A person can be tested by more than one laboratory and can have both positive and negative results. **Therefore, the sum of the numbers in each column will be larger than the total number of people tested.**

Reporting lab	Inconclusive	Negative	Positive	Percent positive	Total
STEWARD MELBOURNE HOSPITAL			29	100%	29
PALM GARDEN OF JACKSONVILLE		27	2	7%	29
UNIV OF ROCHESTER-STRONG MEMORIAL HOSP		28	1	3%	29
TOTTENVILLE CIRCLE URGENT CARE		29			29
BIG BEND HOSPICE INC		28			28
MED LABS DIAGNOSTICS		11	17	61%	28
KIVA AT CANTERBURY, LLC		28			28
ORANGE PEDIATRICS			28	100%	28
GRAND VILLA OF BOYNTON BEACH		27	1	4%	28
WEST BROWARD CARE CENTER		24	4	14%	28
DSI MANAGEMENT LLC		28			28
URGENT CARE CENTER			28	100%	28
PARK WEST MEDICAL CENTER		27	1	4%	28
ECC PEDIATRICS		28			28
ASTORIA HEALTH AND REHABILITATION CENTER		27	1	4%	28
MINUTECLINIC DIAGNOSTIC OF TN PC #6435		25	3	11%	28
BROWARD HEALTH IMPERIAL POINT NURSING			28	100%	28
LEE COMMUNITY HEALTHCARE INC NORTH FORT MYERS		28			28
PORT ST LUCIE HOSPITAL		25	3	11%	28
FAMILY CARE PARTNERS		18	10	36%	28
KEY PRIMARY CARE			28	100%	28
MONTEFIORE NEW ROCHELLE HOSPITAL		25	3	11%	28
ACTIVE SENIOR LIVING		26	2	7%	28
CHILDRENS MEDICAL CENTER			28	100%	28
VIRTUA		24	4	14%	28
ADVENT HEALTH MEDICAL GROUP- FAMILY MEDICINE AT DR. PHILIPS		23	5	18%	28
GADSDEN COUNTY HEALTH DEPARTMENT		22	6	21%	28
ROSLYN URGENT CARE		27	1	4%	28
MARION PEDIATRICS PA		21	7	25%	28
BROOKDALE PHILLIPPI CREEK			28	100%	28
NATIONAL MENTOR HEALTHCARE LLC			28	100%	28
EDEN AT CRESTVIEW		12	16	57%	28
HENDRY REGIONAL CORPORATE HEALTH			28	100%	28
LAKE PLACID HEALTH AND REHABILITATION		1	27	96%	28
Cleveland Clinic Laboratories		4	24	86%	28
SOMA MEDICAL CENTER # 4		5	23	82%	28
FIRST CHOICE PEDIATRICS LOOP		25	3	11%	28
ADVENT HEALTH MEDICAL GROUP FAMILY AND INTERNAL MEDICINE AT AVALON PAR		24	3	11%	27
MINUTECLINIC DIAGNOSTIC OF TN, PC 374		23	4	15%	27
CVS NC3516POCT WINSTON SALEM		25	2	7%	27
ACCESS HEALTH CARE PHYSICIANS LLC		10	17	63%	27
HUNT CLUB PEDIATRIC ASSOCIATES LLC		22	5	19%	27
PEDIATRICS IN BREVARD-COCOA BEACH		22	5	19%	27
Summit Medical Group Westfield Lab		24	3	11%	27
Clearwater Center		13	14	52%	27
BROOKDALE SOUTHPOINT			27	100%	27
EMORY BENNETT VETERANS NURSING HOME	1	26			27

# COVID-19: testing by laboratory

Data through Apr 23, 2021 verified as of Apr 24, 2021 at 09:25 AM

Data in this report are provisional and subject to change.

The numbers in the table below represent the number of Florida and non-Florida residents for whom test results were received by the Department of Health. A person can be tested by more than one laboratory and can have both positive and negative results. **Therefore, the sum of the numbers in each column will be larger than the total number of people tested.**

Reporting lab	Inconclusive	Negative	Positive	Percent positive	Total
SPANISH RIVER HIGH SCHOOL ESE		23	4	15%	27
LOOP PEDIATRICS		22	5	19%	27
MINUTECLINIC DIAGNOSTIC OF ILLINOIS L		21	6	22%	27
MINUTECLINIC DIAGNOSTIC OF TEXAS		23	4	15%	27
EPIC REFERENCE LABS INC			27	100%	27
SHORE MEMORIAL HOSPITAL		24	3	11%	27
URGENT FAMILY CARE INC		24	3	11%	27
MINUTECLINIC DIAGNOSTIC OF PENNSYLVANI		25	2	7%	27
MINUTECLINIC, LLC, DBA MINUTECLINIC #2544		26	1	4%	27
MINIMALLY INVASIVE VASCULAR INC		25	2	7%	27
ATRIA LADY LAKE		27			27
VICK STREET MANOR		27			27
CANTON-POTSDAM HOSPITAL LABORATORY		26	1	4%	27
DIXIE COUNTY HEALTH DEPARTMENT		18	9	33%	27
RAYMOND BASRI MD		25	2	7%	27
MEDEXPRESS URGENT CARE - BLOOMINGTON		23	4	15%	27
LEXINGTON PLACE SENIOR LIVING COMMUNITY		27			27
HEALTHPARK MEDICAL CENTER ABG LAB		26	1	4%	27
CARENOW - DOWNTOWN NORTH GULCH		25	2	7%	27
PHYSICIANS CARE		23	4	15%	27
VASSAR BROTHERS MEDICAL CENTER LABORATORY		25	2	7%	27
BROOKDALE UNIVERSITY HOSPITAL		25	2	7%	27
1 TOUCH TOTALCARE SOLUTIONS		24	3	11%	27
THE COMMONWEALTH OF MASSACHUSETTS		1	26	96%	27
GASTROENTEROLOGY ASSOCIATES OF PENSACOLA PA		23	4	15%	27
SUNCOAST LABS			27	100%	27
EXPRESS CARE OF BELLEVIEW		27			27
UTAH DEPARTMENT OF HEALTH			27	100%	27
HOWARD BEACH URGENT CARE		25	2	7%	27
ADVENT HEALTH PARTIN SETTLEMENT HEALTH PARK		18	8	31%	26
RJ LEE GROUP	1	23	2	8%	26
NEW YORK METHODIST HOSPITAL		22	4	15%	26
MAGNOLIA PEDIATRICS		4	22	85%	26
ARCPPOINT LABS OF FORT LAUDERDALE		25	1	4%	26
THE CLUB AT BOYNTON BEACH, LLC		24	2	8%	26
EAST HILL MEDICAL GROUP		17	9	35%	26
MD BEAUTY LABS, PA		24	2	8%	26
MONCRIEF ARMY HEALTH CLINIC			26	100%	26
NEWYORK-PRESBYTERIAN/ LAWRENCE HOSPITAL LABORATORY		23	3	12%	26
FORT SANDERS REGIONAL LABORATORY		26			26
TREEHOUSE PEDIATRICS & FAMILY CARE		26			26
WELLMED AT PLANT CITY		12	14	54%	26
CVS NC7047POCT DURHAM		26			26
DELRAY BEACH FACIAL PLASTIC SURGERY		26			26
OPTIMAL CARE PEDIATRICS		7	19	73%	26
EXPRESS FAMILY CARE LLC		11	15	58%	26
COMMUNITY HEALTH OF SOUTH FLORIDA			26	100%	26

# COVID-19: testing by laboratory

Data through Apr 23, 2021 verified as of Apr 24, 2021 at 09:25 AM

Data in this report are provisional and subject to change.

The numbers in the table below represent the number of Florida and non-Florida residents for whom test results were received by the Department of Health. A person can be tested by more than one laboratory and can have both positive and negative results. **Therefore, the sum of the numbers in each column will be larger than the total number of people tested.**

Reporting lab	Inconclusive	Negative	Positive	Percent positive	Total
COASTAL COMPLETE CARE		12	14	54%	26
PIEDMONT HOSPITAL CLINICAL LABORATORY		24	2	8%	26
DARDEN WELLNESS CENTER		23	3	12%	26
SUMMIT MEDICAL GROUP - 75 E NORTHFIELD		22	4	15%	26
PULMONARY SPECIALISTS OF THE PALM BEACHES		16	10	38%	26
PALM BEACH COUNTY FIRE RESCUE		24	2	8%	26
ABL MEDICAL CARE LLC			26	100%	26
OAKTREE HEALTHCARE			26	100%	26
THE MINIER URGENT CARE		20	6	23%	26
CVA MINUTE CLINIC DIAGNOSTIC OF VIRGINIA, LLC		25	1	4%	26
SUMMERGATE PHARMACY		24	2	8%	26
PALMETTO PEDIATRICS			26	100%	26
WAKULLA COUNTY HEALTH DEPARTMENT		12	14	54%	26
GRAND VILLA OF MELBOURNE		24	2	8%	26
WESTPAC LABS INC	1	14	11	42%	26
LOT HEALTH SERVICES	1	25			26
ADIRONDACK MEDICAL CENTER		26			26
GRAND VILLA OF DELRAY EAST		26			26
LAKES DIALYSIS CENTER INC			26	100%	26
ASURANCE SCIENTIFIC LABORATORIES		24	1	4%	25
UNIVERSITY COMMUNITY HOSPITAL		22	3	12%	25
UNIV OF NORTH ALABAMA HEALTH CENTER		22	3	12%	25
SOUTH FLORIDA DIALYSIS CENTER		8	17	68%	25
JUPITER MEDICAL CENTER		1	24	96%	25
MADWAR		19	6	24%	25
CENTRAL FLORIDA PEDIATRIC URGENT CARE LLC		21	4	16%	25
GRACE COMMUNITY PHARMACY		3	22	88%	25
ADEPT INPATIENT MEDICAL SERVICES PC		25			25
WESTPAC LABS		1	24	96%	25
MINUTE CLINIC DIAGNOSTIC OF TEXAS, LLC		22	3	12%	25
FEDERAL PRISON CAMP PENSACOLA			25	100%	25
West Gate Village, LLC		25			25
CVS NC7588POCT ASHEVILLE		22	3	12%	25
MINUTECLINIC DIAGNOSTIC OF NORTH		22	3	12%	25
PHYSICIANS STAT		3	22	88%	25
SUNQUEST		3	22	88%	25
MINUTECLINIC DIAGNOSTIC OF TN PC #320		17	8	32%	25
ADVENT HEALTH EXPRESS		9	16	64%	25
ENCOMPASS HOME HEALTH OF THE SOUTHEAST LLC		23	2	8%	25
UNDERGROUND FREE CLINIC		24	1	4%	25
HALIFAX HEALTH URGENT CARE		4	21	84%	25
GREEN GABLES ASSISTED LIVING FACILITY		25			25
TREASURE COAST URGENT CARE			25	100%	25
TOTAL ACCESS URGENT CARE		1	24	96%	25
MINUTECLINIC DIAGNOSTIC OF TN PC #378		22	3	12%	25
ADVENT HEALTH - LAKE MARY PEDIATRICS		16	9	36%	25
NTD EUROFINS ATLANTA		24	1	4%	25



# COVID-19: testing by laboratory

Data through Apr 23, 2021 verified as of Apr 24, 2021 at 09:25 AM

Data in this report are provisional and subject to change.

The numbers in the table below represent the number of Florida and non-Florida residents for whom test results were received by the Department of Health. A person can be tested by more than one laboratory and can have both positive and negative results. **Therefore, the sum of the numbers in each column will be larger than the total number of people tested.**

Reporting lab	Inconclusive	Negative	Positive	Percent positive	Total
THE WATERMARK AT VISTAWILLA		25			25
COASTAL SKIN SURGERY AND DERMATOLOGY		18	7	28%	25
ST. CLOUD HOSPITAL		20	5	20%	25
LPG PRIMARY CARE AT MATTHEW DRIVE		22	3	12%	25
MINUTECLINIC DIAGNOSTIC OF TN PC #6363		20	5	20%	25
WALGREENS_PEMBROKE PINES		20	5	20%	25
VA MEDICAL CENTER			24	100%	24
NOVANT HEALTH		18	6	25%	24
LPG PRIMARY CARE AT COLONIAL CENTER DRIVE		22	2	8%	24
CL BRUMBACK PRIMARY CARE CLINIC LANTANA		2	22	92%	24
PRIME CARE ONE LLC/HARBORCHASE OF VENICE			24	100%	24
LIFELINK TISSUE BANK D/B/A LIFELINK TISSUE BANK		20	4	17%	24
INNOVATIVE RESEARCH OF WEST FLORIDA		21	3	13%	24
WESTMINSTER WOODS ON JULINGTON CREEK		22	2	8%	24
MORTON PLANT NORTH BAY HOSPITAL			24	100%	24
ST VINCENT'S EAST		22	2	8%	24
FINLAY C. LABORATORY		4	20	83%	24
HERITAGE OAKS ASSISTED LIVING & MEMORY CARE		20	4	17%	24
MID FLORIDA PATHOLOGY LLC		23	1	4%	24
HENNEPIN COUNTY MEDICAL CENTER (HCMC)		13	11	46%	24
FLORIDA MEDICAL CLINIC - NEW TAMPA		19	5	21%	24
DOCTORS MEDICAL CENTER OF WALTON COUNTY CLINIC			24	100%	24
A PLUS FAMILY URGENT CARE			24	100%	24
DALE MEDICAL CENTER		19	5	21%	24
COURTYARDS OF ORLANDO		24			24
BETHESDA HEALTH PHYSICIAN GROUP INC			24	100%	24
SENIOR LIVING IV SUN CITY LLC		17	7	29%	24
SARASOTA MEMORIAL NURSING & REHABILITATION CTR		24			24
PALMS MEDICAL GROUP - LAKE CITY WEST		3	21	88%	24
UAH STUDENT HEALTH CENTER		17	7	29%	24
WELLNOW URGENT CARE		23	1	4%	24
CSH LAKE ORIENTA LP		24			24
LABORATORY DYNAMICS		20	4	17%	24
THE CHAPPEL GROUP RESEARCH		24			24
MED PLUS FLORENCE		20	4	17%	24
PASSPORT HEALTH OF TAMPA BAY		21	3	13%	24
SOUTH NASSAU COMMUNITIES HOSPITAL		20	4	17%	24
PHYSICIANS PRIMARY CARE OF SW FLORIDA PL		24			24
EDWARD S BENNETT MD PLLC		24			24
BAYFRONT HMA CONVENIENT CARE, LLC		2	22	92%	24
VILLAGES REHABILITATION AND NURSING CENTER		24			24
PACIFICA SENIOR LIVING FORT MYERS		15	9	38%	24
STATE LAB		2	22	92%	24
MADISON COUNTY MEMORIAL HOSP		12	12	50%	24
RAINBOW PEDIATRIC CENTER		2	22	92%	24
URGENT CARE USA			24	100%	24
South Heritage Health and Rehab		24			24

# COVID-19: testing by laboratory

Data through Apr 23, 2021 verified as of Apr 24, 2021 at 09:25 AM

Data in this report are provisional and subject to change.

The numbers in the table below represent the number of Florida and non-Florida residents for whom test results were received by the Department of Health. A person can be tested by more than one laboratory and can have both positive and negative results. **Therefore, the sum of the numbers in each column will be larger than the total number of people tested.**

Reporting lab	Inconclusive	Negative	Positive	Percent positive	Total
ALAN SERURE MD		24			24
TIMBERLANE LODGE ALF	1	16	7	29%	24
ROWLETT MIDDLE ACADEMY		22	2	8%	24
AVENTIS BIO-SERVICES CTL		24			24
BOZEMAN HEALTH DEACONESS HOSPITAL		18	6	25%	24
ST ELIZABETH MEDICAL CENTER LABORATORY		21	3	13%	24
HEALTH MED CENTERS		24			24
LAKE NONA MEDICAL SERVICES		16	8	33%	24
SENIOR HEALTH OF WINTER PARK DUNDEE		24			24
ATRIA AT ST JOSEPHS		24			24
JUST FOR KIDS PEDIATRICS		5	19	79%	24
TARPON BAYOU CENTER			24	100%	24
FLORENCE J HUNT STUDENT WELLNESS CENTER - HEALTH SERVICES (ABBOTT)		23			23
MARQUES PEDIATRICS			23	100%	23
FLUSHING HOSPITAL MEDICAL CENTER		19	4	17%	23
ROSS MEDICAL GROUP			23	100%	23
LAKEVIEW HEALTH CARE SYSTEMS		9	14	61%	23
STEWART MEDICAL GROUP INC			23	100%	23
MINUTECLINIC, LLC, #4160		19	4	17%	23
SELECT PHYSICIANS ALLIANCE PL		23			23
OMEGA LABORATORIES		19	4	17%	23
UF HEALTH NORTH JACKSONVILLE			23	100%	23
COASTAL FAMILY PRACTICE		15	8	35%	23
PRIMECARE AT PORT ORANGE		4	19	83%	23
NOBLE SENIOR LIVING		3	20	87%	23
REGENEXX TAMPA BAY		20	3	13%	23
TREEHOUSE PEDIATRICS		19	4	17%	23
ISLAND COAST PEDIATRICS PA		22	1	4%	23
WOODHOUSE INC		17	6	26%	23
NEW JERSEY		22	1	4%	23
WUESTHOFF MEDICAL CENTER-MELBOURNE			23	100%	23
COMMONWEALTH OF MASSACHUSETTS			23	100%	23
ESOTERIX GENETIC LABORATORIES		17	6	26%	23
GILCHRIST COUNTY JAIL		21	2	9%	23
BAYFRONT FAMILY HEALTH CENTER		3	20	87%	23
WELLMED AT LAKE COPELAND		17	6	26%	23
CHARLOTTE CHD PORT CHARLOTTE		19	4	17%	23
PALM BAY FAMILY PRACTICE		6	17	74%	23
NORTHWEST FLORIDA COMMUNITY HOSPITAL 3RD FLOOR		21	2	9%	23
MAITLAND PRIMARY CARE		9	14	61%	23
GLEN COVE HOSPITAL		23			23
CVS NV3210POCT LAS VEGAS		20	3	13%	23
MINUTECLINIC DIAGNOSTIC OF NORTH CAROLINA PC		20	3	13%	23
UNIVERSITY HILLS HEALTH AND REHABILITATION CENTER		18	5	22%	23
ADVANCED URGENT CARE CENTER		7	16	70%	23
CARESPOT		2	21	91%	23
SONATA BOYNTON BEACH		21	2	9%	23

# COVID-19: testing by laboratory

Data through Apr 23, 2021 verified as of Apr 24, 2021 at 09:25 AM

Data in this report are provisional and subject to change.

The numbers in the table below represent the number of Florida and non-Florida residents for whom test results were received by the Department of Health. A person can be tested by more than one laboratory and can have both positive and negative results. **Therefore, the sum of the numbers in each column will be larger than the total number of people tested.**

Reporting lab	Inconclusive	Negative	Positive	Percent positive	Total
CORE LABORATORY		1	22	96%	23
EGL GENETIC DIAGNOSTICS		1	22	96%	23
GUIDEWELL EMERGENCY MEDICINE DOCTORS LLC #33		14	9	39%	23
HOPE HEALTHCARE		22			22
OLIVE BRANCH HEALTH AND REHABILITATION CENTER			22	100%	22
GILBERT MEDICAL GROUP		20	2	9%	22
EMORY CRAWFORD LONG HOSPITAL LABORATOR		19	3	14%	22
ERIC C MARSHAL MD, PC DBA MINUTECLINIC		21	1	5%	22
ELAN SPANISH SPRINGS		4	18	82%	22
SEBRING PEDIATRICS LLC			22	100%	22
SOLE HEALTH LLC		22			22
YUSRA MEDICAL ASSOCIATES PA		16	6	27%	22
MINUTECLINIC MINUTECLINIC #8746		21	1	5%	22
OCEANSIDE URGENT CARE		22			22
OHIO CVS STORES, LLC DBA		19	3	14%	22
MEDI STATION			22	100%	22
Wesley Place on Honeysuckle		20	2	9%	22
ST VINCENT'S URGENT CARE		19	3	14%	22
FLORIDA PEDIATRICS		6	16	73%	22
BAPTIST PEDIATRICS		18	4	18%	22
SEAGRASS VILLAGE			22	100%	22
EBEIDS MD PEDIATRICS		19	3	14%	22
MORNINGSIDE MANOR & VILLA ADULT CARE C		22			22
SOUTH CAROLINA DEPARTMENT OF HEALTH			22	100%	22
LAKEWOOD RANCH MEDICAL CENTER CLINICAL LAB			22	100%	22
MOBILE DIVISION LABORATORY		7	15	68%	22
FAMILY AND AFTER HOURS CARE		22			22
CVS NC4165POCT BREVARD		14	8	36%	22
FORT PIERCE FAMILY CARE INC		16	6	27%	22
MORRIS PARK URGENT CARE		19	3	14%	22
ORANGE REGIONAL MEDICAL CENTER LABORATORY		17	5	23%	22
BROOKDALE WEST BOYNTON BEACH		22			22
PALM BEACH GARDENS MEDICAL CENTER			22	100%	22
KELLY'S ASSISTED LIVING FACILITY		22			22
FLORIDA HOSPITAL LABS		12	10	45%	22
BASSETTI & ASSOCIATES, MD, PA			22	100%	22
VISTACARE PHARMACY I		19	3	14%	22
TEXAS DEPARTMENT OF STATE HEALTH SERVICES		3	19	86%	22
APOLLO SURGERY CENTER		20	2	9%	22
MARATHON HEALTH FOR LIFE		19	3	14%	22
TEN HEALTHCARE		6	16	73%	22
GLEN OAKS URGENT CARE		20	2	9%	22
49D2045214PHYSICIAN OFFICEWAIVERME		13	9	41%	22
EXPRESS URGENT CARE - HARRISONBU					
PULSE MEDICAL GROUP INC			22	100%	22
ADVANCED HEALTHCARE ASSOCIATES		20	2	9%	22
PRIMARY CARE SPECIALISTS OF ORLANDO LLC		17	5	23%	22
DIACARTA INC.		22			22

# COVID-19: testing by laboratory

Data through Apr 23, 2021 verified as of Apr 24, 2021 at 09:25 AM

Data in this report are provisional and subject to change.

The numbers in the table below represent the number of Florida and non-Florida residents for whom test results were received by the Department of Health. A person can be tested by more than one laboratory and can have both positive and negative results. **Therefore, the sum of the numbers in each column will be larger than the total number of people tested.**

Reporting lab	Inconclusive	Negative	Positive	Percent positive	Total
MINUTECLINIC DIAGNOSTIC PA		19	3	14%	22
TRINITY MEDICAL ASSOCIATES LLC			22	100%	22
NEW YORK PRESBYTERIAN - ALLEN HOSPITAL		22			22
ROCKLEDEGE REGIONAL MEDICAL CENTER		17	5	23%	22
GRADY HEALTH SYSTEM		22			22
GRAND VILLA OF SARASOTA		20	1	5%	21
MARQUESA MEDICAL		18	3	14%	21
WALGREENS #04618		18	3	14%	21
MEDEXPRESS URGENT CARE - SEMINOLE SQUA		19	2	10%	21
ARDEN COURTS OF WINTER SPRINGS		18	3	14%	21
ORANGE PARK PEDIATRIC ASSOCIATES		10	11	52%	21
MIAMI BEACH MEDICAL GROUP			21	100%	21
UPMC CHAUTAUQUA AT WCA LABORATORY		20	1	5%	21
TENNESSEE DEPARTMENT OF HEALTH		15	6	29%	21
GUARDANT HEALTH		15	6	29%	21
HARLEM HOSPITAL CENTER		20	1	5%	21
CONNECTDX		6	15	71%	21
MINUTE-CLINIC DIAGNOSTIC OF VIRGINIA		17	4	19%	21
Z UROLOGY		21			21
ROCKLEDGE FAMILY HEALTH			21	100%	21
ESTATES MEDICAL CENTER		12	9	43%	21
NAVAL MEDICAL CENTER SAN DIEGO			21	100%	21
MINUTECLINIC DIAGNOSTICS MEDICAL GROUP		20	1	5%	21
RHODE ISLAND DEPARTMENT OF HEALTH			21	100%	21
CITY OF CLEARWATER EMPLOYEE HEALTH CENTER		10	11	52%	21
COLUMBIA MEMORIAL HOSPITAL		21			21
CLINICAL PATHOLOGY LABORATORIES SOUTHEAST			21	100%	21
AEGIS MEDICAL GROUP, LLC		21			21
PEDIATRIC ASSOCIATES PA		17	4	19%	21
JEFFERSON K-12, A SOMERSET SCHOOL- CLINIC		17	4	19%	21
LAKE HOWARD HEIGHTS	1	18	2	10%	21
PRIMECARE OF DOTHAN-DALEVILLE CLINIC		16	5	24%	21
GRACE WELLNESS CENTER		8	13	62%	21
THE VILLAGES HEALTH		12	9	43%	21
CARENOW URGENT CARE-BRENTWOOD		15	6	29%	21
ST JUDE CHILDRENS RESEARCH HOSPITAL		21			21
WACO HHSSURGEWACO	1	17	3	14%	21
POINT OF CARE CLINICS PRIMARY CARE		20	1	5%	21
USCG AIR STATION CLEARWATER CLINIC		20	1	5%	21
INTERNATIONAL MEDICAL LABORATORY INC		21			21
MINUTECLINIC LLC #4449		19	2	10%	21
OHSU MOLECULAR MICROBIOLOGY LAB		20	1	5%	21
Citymd Of Lacey		18	3	14%	21
DOC PAM PA		20	1	5%	21
CVS MINUTE CLINIC DIAGNOSTIC OF TEXAS LLC		17	4	19%	21
FIRST CHOICE PEDIATRICS WINTER SPRINGS		15	5	25%	20
Sovereign Laboratory Services, LLC		17	3	15%	20

# COVID-19: testing by laboratory

Data through Apr 23, 2021 verified as of Apr 24, 2021 at 09:25 AM

Data in this report are provisional and subject to change.

The numbers in the table below represent the number of Florida and non-Florida residents for whom test results were received by the Department of Health. A person can be tested by more than one laboratory and can have both positive and negative results. **Therefore, the sum of the numbers in each column will be larger than the total number of people tested.**

Reporting lab	Inconclusive	Negative	Positive	Percent positive	Total
MINUTECLINIC DIAGNOSTIC OF MICHIGAN PC		19	1	5%	20
LAKE WORTH MANOR		19	1	5%	20
BEST MEDICAL CENTER		11	9	45%	20
KIDSWOOD PEDIATRICS CORP		6	14	70%	20
CITY OF SANFORD EMPLOYEE HEALTH AND		19	1	5%	20
TGH MEDICAL GROUP LABORATORY CARROLLWOOD			20	100%	20
VIERA FAMILY MEDICINE AND WELLNESS		16	4	20%	20
DEPT OF VA MEDICAL CENTER - BAY PINES			20	100%	20
PRIMARY CARE MEDICINE	1	13	6	30%	20
PROFESSIONAL PARK PEDIATRICS PA			20	100%	20
CLEVELAND CLINIC FLORIDA		1	19	95%	20
BROOKDALE MANDARIN CENTRAL		7	13	65%	20
CARESPOT OF NOCATEE		1	19	95%	20
ODYSSEY HEALTHCARE OF MARION COUNTY, LLC		19	1	5%	20
SARNO FAMILY PRACTICE		7	13	65%	20
BROWNE MEDICAL		18	2	10%	20
GENTIVA HEALTH SERVICES		18	2	10%	20
PONCE PLAZA NURSING & REHAB CENTER		4	16	80%	20
GOOD SAMARITAN SOCIETY OF DAYTONA		16	4	20%	20
MINUTECLINIC DIAGNOSTIC OF RHODE ISLAND, LLC #590		19	1	5%	20
STATEN ISLAND UNIVERSITY HOSPITAL		19	1	5%	20
BAYCARE MEDICAL GROUP INC			20	100%	20
CVS HEALTH, #3396		18	2	10%	20
BAPTIST MEDICAL GRP URGENT CARE & OCC HEALTH AIRPO		20			20
ANYTIME LAB, LLC		18	2	10%	20
JOINT AMBULATORY CARE CENTER		20			20
THE CANOPY AT HARPER LAKE	1		19	95%	20
HELIX DIAGNOSTICS			20	100%	20
WINTER PARK FAMILY PRACTICE LLC		17	3	15%	20
HEALTHY MINORS, LLC.		20			20
ADVENT HEALTH - KISSIMMEE		6	14	70%	20
SHELBY BAPTIST MEDICAL CENTER		15	5	25%	20
REDITUS LABORATORIES			20	100%	20
Floral Health and Rehabilitation, LLC		19	1	5%	20
ORLANDO FAMILY PHYSICIANS INC		14	6	30%	20
MEDICAL EXPRESS CORP		18	2	10%	20
WINSHIPS PHARMACY INC		20			20
BAY PEDIATRICS PA		18	2	10%	20
MINUTECLINIC, LLC #4507		18	2	10%	20
URGENT TEAM		17	3	15%	20
CONSOLIDATED LAB SERVICES		10	10	50%	20
MCWHORTER SCHOOL OF PHARMACY		20			20
MINUTECLINIC DIAGNOSTIC OF TEXAS LLC		17	2	11%	19
NO NAME		8	11	58%	19
CLERMONT ADVENTHEALTH CENTRA CARE		1	18	95%	19
STONE WASH CLINICAL LABORATORIES		2	17	89%	19
MONROE COUNTY DETENTION CENTER			19	100%	19



# COVID-19: testing by laboratory

Data through Apr 23, 2021 verified as of Apr 24, 2021 at 09:25 AM

Data in this report are provisional and subject to change.

The numbers in the table below represent the number of Florida and non-Florida residents for whom test results were received by the Department of Health. A person can be tested by more than one laboratory and can have both positive and negative results. **Therefore, the sum of the numbers in each column will be larger than the total number of people tested.**

Reporting lab	Inconclusive	Negative	Positive	Percent positive	Total
J AND J VISTAKON EMPLOYEE HEALTH CENTER		18	1	5%	19
ST. JUDES LABORATORIES		13	6	32%	19
REGENCY SQUARE MALL - SEARS		3	16	84%	19
MINUTECLINIC DIAGNOSTIC OF TN PC #566		15	4	21%	19
FOX FAMILY PRACTICE		19			19
FLORIDA HOSPITAL WINTER GARDEN		15	4	21%	19
WALGREENS #04569		18	1	5%	19
EMERALD COAST HOSPICE - CRESTVIEW		19			19
FLORIDA COMMUNITY HEALTH CENTER OF ST. LUCIE		1	18	95%	19
BAPTIST MEMORIAL HEALTH CARE		17	2	11%	19
JACKSON NORTH MEDICAL CENTER		2	17	89%	19
MINUTE CLINIC DIAGNOSTIC OF TN PC #64		18	1	5%	19
MD PLUS URGENT CARE, LLC			19	100%	19
BAYVIEW MEDICAL		19			19
CLINIC OF PEDIATRICS & GI MEDICINE INC		1	18	95%	19
COMMUNITY HOME HEALTH CARE		19			19
SEVEN RIVERS REGIONAL MEDICAL CENTER		5	14	74%	19
PEPIN ACADEMIES-PASCO		19			19
BARTON FAMILY PRACTICE		8	11	58%	19
CARE POINT HEALTH & WELLNESS CENTER		19			19
FORT WALTON BEACH DEVELOPMENTAL CENTER		18	1	5%	19
ASHRAF MEDICAL GROUP PLLC DBA PULSE M		18	1	5%	19
LOVING CARE OF THE TREASURE COAST LLC	1	13	5	26%	19
BRIDGEWAY HEALTH CLINICS INC			19	100%	19
FAMILY CARE CYPRESS CREEK		1	18	95%	19
ST CATHERINE OF SIENA HOSPITAL		17	2	11%	19
MAIMONIDES MEDICAL CENTER		16	3	16%	19
CARESPOT EXPRESS HEALTHCARE			19	100%	19
AUBURN COMMUNITY HOSPITAL		17	2	11%	19
MINUTE CLINIC		1	18	95%	19
NANO HEALTH ASSOCIATES LLC		19			19
GAMMA DIAGNOSTIC LAB LLC			19	100%	19
INTEGRATED REGIONAL LABORATORIES - LARGO			19	100%	19
AURORA UNIVERSITY WELLNESS CENTER		19			19
ANYLABTESTNOW		6	13	68%	19
CAREHERE- LCS LEESBURG			19	100%	19
ELTINGVILLE CIRCLE URGENT CARE		18	1	5%	19
BIOREFERENCE LABORATORIES		7	12	63%	19
PATIENTS CHOICE LAB OF IND, LLC		16	3	16%	19
MED HEALTH SERVICES		18	1	5%	19
OCEAN REEF MEDICAL CENTER, LLC			19	100%	19
MINUTECLINIC, LLC #1586		14	5	26%	19
ROYAL PALM MEDICAL GROUP, INC		19			19
MICHELLE S PAGE MD PA		18	1	5%	19
ADVENTIST HEALTH SYSTEM		16	3	16%	19
LAB INTERMARKET FACILITY LAB		1	18	95%	19
VALLEY IMMEDIATE CARE		16	3	16%	19

# COVID-19: testing by laboratory

Data through Apr 23, 2021 verified as of Apr 24, 2021 at 09:25 AM

Data in this report are provisional and subject to change.

The numbers in the table below represent the number of Florida and non-Florida residents for whom test results were received by the Department of Health. A person can be tested by more than one laboratory and can have both positive and negative results. **Therefore, the sum of the numbers in each column will be larger than the total number of people tested.**

Reporting lab	Inconclusive	Negative	Positive	Percent positive	Total
ST ANTHONY'S HOSP PATIENT CARE SERVICE			19	100%	19
ALL PEDIATRIC CARE			19	100%	19
CORNER OAK ESTATE LLC		19			19
INTEGRATED FAMILY MEDICAL CENTER			19	100%	19
GOOD SAMARITAN MEDICAL CENTER			19	100%	19
STAT MEDICAL CLINIC III INC		13	6	32%	19
PRATTVILLE BAPTIST HOSPITAL		14	4	22%	18
BAY COUNTY HEALTH DEPARTMENT		14	4	22%	18
ADVENTHEALTH MEDICAL GROUP PEDIATRIC & ADOLESCENT		17	1	6%	18
ASCENSION ST VINCENT'S PRIMARY CARE		1	17	94%	18
OSCEOLA ALF OPERATOR, LLC DBA□		18			18
XPRESS WELLNESS URGENT CARE			18	100%	18
URGENT CARE & FAMILY PRACTICE CENTER			18	100%	18
MC DIAGNOSTIC OF CONNECTICUT, PC #1960		18			18
CVS MINUTE CLINIC DIAGNOSTIC OF TN #6044		16	2	11%	18
DAVID LAWRENCE CENTER INC		16	2	11%	18
DR PHILLIPS MEDICAL WELLNESS CENTER		13	5	28%	18
MARION COUNTY HEALTH DEPARTMENT		17	1	6%	18
MI CASA DORADA ASSISTED LIVING FACILIT		18			18
MEDEXPRESS URGENT CARE, MOON TOWNSHIP		17	1	6%	18
INTERMOUNTAIN CENTRAL LAB		1	17	94%	18
CLEVELAND CLINIC			18	100%	18
CRANES VIEW LODGE			18	100%	18
TENDER CARE ALF		18			18
URGENT CARE AT LONGWOOD			18	100%	18
ABC PEDIATRICS OF PORT ST LUCIE		16	2	11%	18
MOORINGS PARK OAKSTONE AT GREY OAKS		17	1	6%	18
HARTFORD HOSPITAL ANCILLARY LAB		17	1	6%	18
MC DIAGNOSTIC OF CONNECTICUT, PC #775		17	1	6%	18
ADVENTHEALTH MEDICAL GROUP PEDIATRICS AT		4	14	78%	18
MINUTECLINIC INCORPORATE, LLC		15	3	17%	18
AVALON FAMILY RESORT ASSISTED LIVING LLC		18			18
UM MILLER SCHOOL OF MEDICINE			18	100%	18
IONA COLLEGE HEALTH & WELLNESS CENTER		18			18
CITY OF LAKE MARY EMPLOYEE HEALTH CENTER		16	2	11%	18
BRONSON FIRE DEPARTMENT		18			18
MEDEXPRESS URGENT CARE - TIMBERLAKE		16	2	11%	18
WALGREEN EASTERN CO, INC		18			18
PREMIUM HEALTH CARE			18	100%	18
CVS MINUTE CLINIC DIAGNOSTIC OF WISCONSIN		18			18
AURORA DIAGNOSTICS		6	12	67%	18
PPD - IXLAYER		17	1	6%	18
FORT HAMILTON URGENT CARE		18			18
107TH PLACE GROUP HOME		18			18
MEDLAB INC		18			18
GENERAL INTERNAL MEDICINE MEDICAL CTR CLINIC		13	5	28%	18
ROBERT WOOD JOHNSON UNIVERSITY HOSP		16	2	11%	18

# COVID-19: testing by laboratory

Data through Apr 23, 2021 verified as of Apr 24, 2021 at 09:25 AM

Data in this report are provisional and subject to change.

The numbers in the table below represent the number of Florida and non-Florida residents for whom test results were received by the Department of Health. A person can be tested by more than one laboratory and can have both positive and negative results. **Therefore, the sum of the numbers in each column will be larger than the total number of people tested.**

Reporting lab	Inconclusive	Negative	Positive	Percent positive	Total
BERGEN NEW BRIDGE M		16	2	11%	18
MADISON CORE LABORATORIES		17	1	6%	18
CABOT RESERVE ON THE GREEN		18			18
TPCA CLINICAL LABORATORIES		15	3	17%	18
COLLEGE POINT URGENT CARE		15	3	17%	18
ADVENT HEALTH - WINTER HAVEN		8	10	56%	18
ADVENTHEALTH MEDICAL GROUP		12	6	33%	18
BROOKDALE ST AUGUSTINE		1	17	94%	18
SANTA ROSA COUNTY JAIL - WELLPATH			18	100%	18
MINUTECLINIC #8699		14	4	22%	18
BAY BREEZE HEALTH AND REHABILITATION CENTER		9	8	47%	17
BROOKDALE CROWN POINT			17	100%	17
URGENT CARE WEST CLINIC		14	3	18%	17
MINUTECLINIC, LLC, DBA MINUTECLINIC #6		15	2	12%	17
RIVERSIDE MEDICAL GROUP		16	1	6%	17
FAST PACE MEDICAL CLINIC PLLC		15	2	12%	17
FRUITVILLE URGENT CARE			17	100%	17
SOMA MEDICAL CENTER PA			17	100%	17
WELLINGTON FAMILY PRACTICE		13	4	24%	17
MASSACHUSETTS GENERAL HOSPITAL		1	16	94%	17
WELLMED AT BRANDON REGIONAL		10	7	41%	17
LAKELAND HILLS CENTER		10	7	41%	17
GENOTOX LABORATORIES		14	3	18%	17
MEDEXPRESS URGENT CARE- MARYLAND		14	3	18%	17
MINUTECLINIC DIAGNOSTIC OF TN PC #6415		13	4	24%	17
GENETIC TECHNOLOGICAL INNOVATIONS			17	100%	17
COMPREHENSIVE CHILDCARE ASSOCIATES		9	8	47%	17
LYNN KEEFE, MD PEDIATRICS		14	3	18%	17
STARLING AT NOCATEE			17	100%	17
CALLAWAY CLINIC		12	5	29%	17
KIMBERLY J HENDERSON MD PC		16	1	6%	17
ALBIBI		1	16	94%	17
UC HEALTH UNIVERSITY HOSPITAL		14	3	18%	17
MARCO DRUGS AND COMPOUNDING		13	4	24%	17
UVMHC MICROBIOLOGY		16	1	6%	17
JOHNS HOPKINS MEDICAL LABORATORIES		1	16	94%	17
MONTEFIORE ST LUKE'S CORNWALL HOSPITAL		13	4	24%	17
NONA PEDIATRIC CENTER		11	6	35%	17
HEALTHCARE NOW			17	100%	17
ST JOSEPH HOSPITAL		16	1	6%	17
MEDEXPRESS URGENT CARE - ROBINSON TWP, STEUBENVILLE PIKE		15	2	12%	17
URGENT CARE OF NEW YORK		16	1	6%	17
MINUTECLINIC DIAGNOSTIC OF SC, LLC #2		13	4	24%	17
EAR NOSE & THROAT ASSOCIATES OF MANATEE PA		17			17
YORKVILLE PEDIATRIC URGENT CARE		17			17
CARE NOW, INC		13	4	24%	17
KIDS CARE PEDIATRICS PA			17	100%	17

# COVID-19: testing by laboratory

Data through Apr 23, 2021 verified as of Apr 24, 2021 at 09:25 AM

Data in this report are provisional and subject to change.

The numbers in the table below represent the number of Florida and non-Florida residents for whom test results were received by the Department of Health. A person can be tested by more than one laboratory and can have both positive and negative results. **Therefore, the sum of the numbers in each column will be larger than the total number of people tested.**

Reporting lab	Inconclusive	Negative	Positive	Percent positive	Total
CVS MINUTE CLINIC DIAGNOSTIC OF TEXAS, LLC		13	4	24%	17
MIRIMUS INC		1	16	94%	17
BLOUNT MEMORIAL HOSPITAL		14	3	18%	17
PARRISH HEALTH CENTER		14	3	18%	17
SOMA MEDICAL CENTER, PA #4 FLORIDA MANGO		1	16	94%	17
DIEGO FALLON MD PA		6	11	65%	17
COAST MED URGENT CARE		16	1	6%	17
INN AT LAKE SEMINOLE SQUARE, THE		17			17
ESTATES MEDICAL CENTER INC		4	13	76%	17
PRIMARY CARE WALK IN CLINIC PLLC			17	100%	17
UNIVERSITY OF ALABAMA - FUNGAL REFERENCE LABORATORY		12	5	29%	17
UNIVERSITY LAB			17	100%	17
RESOLVE MOLECULAR DIAGNOSTICS		13	4	24%	17
TINA'S ASSISTED LIVING FACILITY CORP		16			16
RICH STREET GROUP HOME		9	7	44%	16
FAST TRACK URGENT CARE CENTER - TYRONE			16	100%	16
SELECT PHYSICIANS ALLIANCE		16			16
ALL FLORIDA FAMILY & SPORTS MEDICINE		15	1	6%	16
KETAMINE HEALTH CENTERS AT BONITA SPRINGS, LLC		16			16
FLORIDA MEDICAL ASSOCIATES LLC		9	7	44%	16
URGENT CARE CLINIC OF LINCOLN		14	2	13%	16
BVL PEDIATRICS		14	2	13%	16
CVS NC2357POCT HUNTERSVILLE		14	2	13%	16
MINUTE CLINIC DIAGNOSTIC OF SOUTH CAROLINA		12	4	25%	16
MEDEXPRESS URGENT CARE LEWISBURG		15	1	6%	16
MEDICINE AT LONGWOOD		16			16
GOOD SAMARITAN SOCIETY		16			16
LAKEVIEW HEALTH SYSTEMS			16	100%	16
JS HEALTHCARE INC		16			16
PANAMA CITY VITAS HOSPICE		16			16
NORTHWEST FLORIDA ENT, PA		5	11	69%	16
HAWTHORNE INN OF LAKELAND		16			16
GRAND VILLA OF PALM COAST		16			16
ST AUGUSTINE PLANTATION		1	15	94%	16
UNIVERSITY OF MIAMI MILLER SCHOOL			16	100%	16
PRESBYTERIAN MEDICAL SERVICES		16			16
JOSEPH MIGNOGNA		13	3	19%	16
ADVENT HEALTH - ZEPHYRHILLS			16	100%	16
TMH FSU RAPID LABORATORY		2	14	88%	16
HUNTINGTON URGENT CARE		15	1	6%	16
SARASOTA MEDICAL CENTER		6	10	63%	16
MILLENNIUM PHYSICIAN GRP LLC NAPLES PINE RIDGE			16	100%	16
SONORA QUEST LABORATORIES			16	100%	16
OKEECHOBEE HEALTHCARE FACILITY			16	100%	16
XERA MED RESEARCH			16	100%	16
INTERNAL MEDICINE LIPID AND WELNNESS PRACTICE		6	10	63%	16
PROMEDICA LABORATORIES		11	5	31%	16

# COVID-19: testing by laboratory

Data through Apr 23, 2021 verified as of Apr 24, 2021 at 09:25 AM

Data in this report are provisional and subject to change.

The numbers in the table below represent the number of Florida and non-Florida residents for whom test results were received by the Department of Health. A person can be tested by more than one laboratory and can have both positive and negative results. **Therefore, the sum of the numbers in each column will be larger than the total number of people tested.**

Reporting lab	Inconclusive	Negative	Positive	Percent positive	Total
CRUCIAL CARE		10	6	38%	16
NORTHEAST GEORGIA MEDICAL CENTER		16			16
NOVANT HEALTH GOHEALTH URGENT CARE-HARRISBURG		8	8	50%	16
MORTON PLANT MEASE			16	100%	16
PRO HEALTH FAMILY PHYSICIANS, NYSTROM		16			16
NORTHERN WESTCHESTER HOSPITAL LABORATORY		14	2	13%	16
NORTHWEST FLORIDA SLEEP		1	15	94%	16
INDIANA STATE DEPARTMENT OF HEALTH		1	15	94%	16
HODGES CLUSTER		2	14	88%	16
UNAVAILABLE/UNKNOWN/NO INFORMATION FOUND			16	100%	16
WELLSTAR NORTH FULTON HOSPITAL LABORAT		15	1	6%	16
Lab MSMC Hialeah			16	100%	16
BONIFAY NURSING AND REHABILITATION CENTER			16	100%	16
INTERNAL MEDICINE ASSOCIATES & SPECIALTIES INC		15	1	6%	16
SRMC AVALON		9	7	44%	16
CVS PHARMACY		1	15	94%	16
SUFFRIDGE DRIVE GROUP HOME		16			16
MINNEOLA PLACE A HOMEBRIDGE COMMUNITY		16			16
HUDSON VALLEY HOSPITAL CENTER LABORATORY		15	1	6%	16
COMMUNITY HEALTH OF SOUTH FLORIDA INC			16	100%	16
DAVITA DIALYSIS		4	12	75%	16
DIATHERIX		13	2	13%	15
FLORIDA DEPARTMENT OF HEALTH IN HILLSBOROUGH COUNTY		1	14	93%	15
CUSTEAD CARE CENTER HAVEN HOSPICE		12	3	20%	15
CVS TX8321POCT MCKINNEY		15			15
Grace Rehabilitation of Vero Beach		15			15
SINAI HOSPITAL OF BALTIMORE		15			15
GADSDEN REGIONAL MEDICAL CENTER		15			15
OAKMONTE VILLAGE OF DAVIE			15	100%	15
MINUTE CLINIC LLC #5733		15			15
MEADOWCREST MOLECULAR DIAGNOSTICS, LLC			15	100%	15
MEDEXPRESS URGENT CARE - LAFAYETTE		14	1	7%	15
LILY'S PROMISE AL#12775		15			15
MIAMI BEACH MEDICAL GROUP LLC			15	100%	15
BAPTIST MEDICAL CENTER EAST		11	4	27%	15
FAMILY CARE CENTER OF ARLINGTON		10	5	33%	15
UNIVERSITY HOSPITAL UC HEALTH		11	4	27%	15
HAVEN HOSPICE IN CHIEFLAND		9	6	40%	15
MILTON 4707		15			15
HOLLEY-NAVARRE MEDICAL CLINIC		5	10	67%	15
OPTIONS FOR SENIORS INC DBA PALM KREST MANOR		12	3	20%	15
OPIS ISLAND LAKE CENTER		13	2	13%	15
MINUTECLINIC DIAGNOSTIC OF VIRGINIA, LLC #1416		14	1	7%	15
PROHEALTH CARE ASSOCIATES MOBILE		12	3	20%	15
Astoria Health and Rehab		15			15
EASTLAKE PEDIATRICS - TRINITY		15			15
GNT ASSOCIATES		14	1	7%	15



# COVID-19: testing by laboratory

Data through Apr 23, 2021 verified as of Apr 24, 2021 at 09:25 AM

Data in this report are provisional and subject to change.

The numbers in the table below represent the number of Florida and non-Florida residents for whom test results were received by the Department of Health. A person can be tested by more than one laboratory and can have both positive and negative results. **Therefore, the sum of the numbers in each column will be larger than the total number of people tested.**

Reporting lab	Inconclusive	Negative	Positive	Percent positive	Total
CARDIOTHORACIC SURGERY OF HYDE PARK			15	100%	15
PREMIER LABORATORY SERVICES, LLC		5	10	67%	15
WALK IN URGENT CARE			15	100%	15
VERO DIAGNOSTICS		14	1	7%	15
CVS NY491POCT JACKSON HEIGHTS		15			15
CARENOW URGENT CARE-DONELSON		12	3	20%	15
NOVALIFE MEDSPA			15	100%	15
SKIN WELLNESS PHYSICIANS LLC		15			15
TELEVISIT MALABAR PEDIATRICS		5	10	67%	15
PATHLINE			15	100%	15
SURGERY CENTER OF CORAL GABLES LLC,THE		11	4	27%	15
CVS MINUTE CLINIC DIAGNOSTIC OF VIRGINIA		15			15
LAKE NONA MEDICAL SERVICE LLC		13	2	13%	15
BROOKLYN HOSPITAL CENTER DOWNTOWN CAMPUS		15			15
MEDLAB ASSOCIATES LLC		15			15
ST MARYS MEDICAL CENTER			15	100%	15
HEALTH MED HOME CARE, LLC		15			15
THRIF-T DRUGS INC		13	2	13%	15
BRYAN WHITFIELD MEMORIAL HOSPITAL		10	5	33%	15
Terrace of Jacksonville			15	100%	15
AJU GEORGE MD PA			15	100%	15
LONG ISLAND JEWISH VALLEY STREAM		14	1	7%	15
NORTHSIDE HOSPITAL DULUTH		12	3	20%	15
CVS MINUTE CLINIC DIAGNOSTIC MED GRP OF CA		15			15
INFEXIONSHIELD INC.		15			15
CVS MINUTE CLINIC DIAGNOSTIC PA		11	4	27%	15
BESSENT ROAD GROUP HOME		15			15
DELIVER MY MEDS CORP		15			15
FAMILY CARE			15	100%	15
GMR EVENT SERVICES LLC DBA CROWDRX		15			15
WALGREENS #07936		14	1	7%	15
ORLANDO HEALTH		2	13	87%	15
The Evangelical Lutheran Good Samaritan Society		14			14
STATEN ISLAND UNIVERSITY HOSPITAL SEGUINE AVE		12	2	14%	14
PARROTT MEDICAL CLINIC			14	100%	14
TGH URGENT CARE - WESTCHASE			14	100%	14
METHODIST MEDICAL CENTER		11	3	21%	14
MADISON COUNTY HEALTH DEPARTMENT		7	7	50%	14
DYNAMIC DNA LAB		1	13	93%	14
INHEALTH LIFE SCIENCES		6	8	57%	14
NORTH COUNTRY FAMILY HEALTH CENTER INC		14			14
MINUTE CLINIC DIAGNOSTIC MED GRP		13	1	7%	14
MINUTECLINIC DIAGNOSTIC OF TN PC #643		11	3	21%	14
IGENEX INC		14			14
SOUTHEASTERN UNIVERSITY INC		14			14
FAMILY PRACTICE ON THE GO		6	8	57%	14
CVS CA9715POCT THOUSAND OAKS		14			14

# COVID-19: testing by laboratory

Data through Apr 23, 2021 verified as of Apr 24, 2021 at 09:25 AM

Data in this report are provisional and subject to change.

The numbers in the table below represent the number of Florida and non-Florida residents for whom test results were received by the Department of Health. A person can be tested by more than one laboratory and can have both positive and negative results. **Therefore, the sum of the numbers in each column will be larger than the total number of people tested.**

Reporting lab	Inconclusive	Negative	Positive	Percent positive	Total
LIFE'S SPECIAL MOMENTS INC		14			14
MELBOURNE FAMILY PRACTICE		12	2	14%	14
MC DIAGNOSTIC OF CONNECTICUT, PC #1966		14			14
ST CLOUD MEDICAL GROUP		12	2	14%	14
NEW YORK PRESBYTERIAN - LOWER MANHATTAN		14			14
MC DIAGNOSTIC OF CONNECTICUT PC #459		14			14
CVS TN5639POCT FARRAGUT		11	3	21%	14
Solaris Healthcare Pensacola			14	100%	14
WELLMED AT PORT ST LUCIE WEST		10	4	29%	14
LAKE CO SCHOOLS EMPLOYEE HEALTH & WELLNESS CENTER	1	10	3	21%	14
WESTERN NEW YORK IMMEDIATE MEDICAL CAR		13	1	7%	14
POLK CHD BARTOW		13	1	7%	14
WELLSTAR COBB HOSPITAL		12	2	14%	14
ALASKA PUBLIC HEALTH LAB		1	13	93%	14
ALAN L MELOTEK MD		14			14
ACCESS HOME HEALTH OF FLORIDA LLC		14			14
PT&J REHAB - VILLAGE OF ROYAL PALM BEACH		12	2	14%	14
HEALTHFIRST ADVENT HEALTH CENTRA CARE COCOA BEACH			14	100%	14
MINUTECLINIC DIAGNOSTIC OF TN, PC 4992		14			14
SOUTHEASTERN LABORATORY			14	100%	14
NIGHT OWL PEDIATRICS URGENT CARE			14	100%	14
MC DIAGNOSTIC OF CONNECTICUT, PC # 257		13	1	7%	14
MED TECH SERVICES OF PALM BEACH INC		14			14
BAPTIST PRIMARY CARE PONTE VEDRA		8	6	43%	14
FAMILY MEDICINE OF WESTON LLC		6	8	57%	14
NORTHWESTERN MEMORIAL HOSPITAL			14	100%	14
EPIPHANY HEALTH		8	6	43%	14
MEDI-DRUG INC		12	2	14%	14
SARASOTA - ROBERT L TAYLOR COMMUNITY CENTER		1	13	93%	14
LEHIGH VALLEY HOSPITAL		3	11	79%	14
MINUTE CLINIC OF KANSAS PA		8	6	43%	14
ST JOSEPH WOMENS HOSPITAL			14	100%	14
FLORIDA KEYS CONCIERGE MEDICINE, LLC		12	2	14%	14
ARNOT OGDEN MEDICAL CENTER LABORATORY		14			14
MIRACLE ALF INC		14			14
QUEENS UNIVERSITY OF CHARLOTTE		14			14
STEWART MELBOURNE HOSPITAL, INC	1		13	93%	14
BELLEVUE HOSPITAL CENTER DEPARTMENT		14			14
MONTEFIORE MEDICAL CENTER LABORATORIES - WEILER		10	4	29%	14
CVS HEALTH MINUTE CLINIC		1	13	93%	14
BOCA SIMON		2	12	86%	14
CENTRAL JERSEY URGENT CARE OF EATONTOW		13	1	7%	14
Hackensack Umc Mountainside		13	1	7%	14
CVS NC187POCT CHARLOTTE		13	1	7%	14
TALLAHASSEE PRIMARY CARE ASSOCIATES PA		12	2	14%	14
DESOTO HEALTH AND REHAB LLC		9	5	36%	14
MINUTECLINIC DIAGNOSTIC OF TN, PC 6438		12	2	14%	14

# COVID-19: testing by laboratory

Data through Apr 23, 2021 verified as of Apr 24, 2021 at 09:25 AM

Data in this report are provisional and subject to change.

The numbers in the table below represent the number of Florida and non-Florida residents for whom test results were received by the Department of Health. A person can be tested by more than one laboratory and can have both positive and negative results. **Therefore, the sum of the numbers in each column will be larger than the total number of people tested.**

Reporting lab	Inconclusive	Negative	Positive	Percent positive	Total
CARENOW URGENT CARE-WEST END		9	5	36%	14
PROMUS DIAGNOSTICS, LLC			14	100%	14
VIGILINT HEALTHCARE		12	2	14%	14
SIGMUND LABS LLC		14			14
FG RAPID RESULTS LLC		8	6	43%	14
RIVERSIDE COTTAGES AT THE SHORES, LLC			14	100%	14
HORIZON MEDICAL GROUP		12	2	14%	14
NEMOURS CHILDREN'S URGENT			14	100%	14
LUCID DIAGNOSTICS LABS			14	100%	14
CVS MINUTE CLINIC, LLC		12	2	14%	14
TLC FAMILY CARE HOME INC		14			14
SOMA MEDICAL CENTER, P.A.			14	100%	14
Signature Healthcare of Savannah		13			13
HAVEN HOSPICE			13	100%	13
BAPTIST HEALTH			13	100%	13
EFFINGER HEALTH, PA		13			13
MINUTECLINIC DIAGNOSTIC OF RHODE ISLAND		10	3	23%	13
HARBOR CHASE OF JACKSONVILLE			13	100%	13
IN-OFFICE LAB		12	1	8%	13
DEVEREUX FLORIDA CHILDRENS CENTER			13	100%	13
LANE PEDIATRICS PA		1	12	92%	13
THE PLAZA AT PARKSQUARE		13			13
MINUTE CLINIC LLC #2775		12	1	8%	13
MINUTECLINIC DIAGNOSTIC OF NORTH CAROLINA, PC		12	1	8%	13
CVS MINUTE CLINIC DIAGNOSTIC PA #3060		11	2	15%	13
CONSULATE HEALTH CARE OF PENSACOLA			13	100%	13
CVS HEALTH, #2043		13			13
MINUTECLINIC DIAGNOSTIC OF OKLAHOMA		11	2	15%	13
LAKELAND REGIONAL HEALTH GRASSLANDS		12	1	8%	13
Sunnyside Care Center		13			13
MONTEFIORE NYACK HOSPITAL AFFILIATED LABORATORY		12	1	8%	13
MHHS All Lab Subsection		13			13
EAR NOSE AND THROAT ASSOCIATES OF MANATEE, P.A.		10	3	23%	13
PARKWEST MEDICAL CENTER		11	2	15%	13
SANDGATE GARDENS REHAB & NURSING CENTER		3	10	77%	13
MINUTECLINIC, LLC, DBA MINUTECLINIC #2		11	2	15%	13
MOODY MANOR		13			13
CAN COMMUNITY HEALTH, INC		11	2	15%	13
SAMARITAN MEDICAL CENTER		13			13
MEDEXPRESS URGENT CARE - CHRISTIANBURG		9	4	31%	13
MORTON PLANT HOSPITAL - ADLER INSTITUTE OF LAB MEDICINE		1	12	92%	13
COVANCE CENTRAL LABORATORY			13	100%	13
MINUTE-CLINIC DIAGNOSTIC OF VIRGINIA, LLC #2003		10	3	23%	13
VILLA OF KINGS AND QUEENS OF DELRAY		13			13
GULF COAST MEDICAL GROUP		5	8	62%	13
MINUTE CLINIC LLC #5706		11	2	15%	13
AVENTURA HOSPITAL AND MEDICAL CENTER			13	100%	13

# COVID-19: testing by laboratory

Data through Apr 23, 2021 verified as of Apr 24, 2021 at 09:25 AM

Data in this report are provisional and subject to change.

The numbers in the table below represent the number of Florida and non-Florida residents for whom test results were received by the Department of Health. A person can be tested by more than one laboratory and can have both positive and negative results. **Therefore, the sum of the numbers in each column will be larger than the total number of people tested.**

Reporting lab	Inconclusive	Negative	Positive	Percent positive	Total
MINUTE-CLINIC DIAGNOSTIC OF VIRGINIA, LLC		13			13
MINUTECLINIC, LLC, MINUTECLINIC #7637		11	2	15%	13
MISSOURI DEPARTMENT OF HEALTH AND SENIOR SERVICES			13	100%	13
MINUTECLINIC LLC (1435)		12	1	8%	13
UNIVERSITY HOSPITALS OF CLEVELAND		8	5	38%	13
SUMMIT ATLANTIC SURGERY CENTER		13			13
MINUTE CLINIC DIAGNOSTIC OF SC, LLC #42		12	1	8%	13
CROSS CARE CENTER			13	100%	13
NATIONAL GENETICS INST LABCORP		4	9	69%	13
RDX BIOSCIENCE INC		10	3	23%	13
CLINICAL LABORATORY SERVICES			13	100%	13
BARRANCO CLINIC,THE	3	9	1	8%	13
CVS MINUTE CLINIC DIAGNOSTIC OF TN #3293		12	1	8%	13
ESCAMBIA COMMUNITY CLINIC		2	11	85%	13
CORAL LANDING ASSISTED LIVING		11	2	15%	13
MEDEXPRESS URGENT CARE - BENTON HARBOR		13			13
ATMORE NURSING CENTER		12	1	8%	13
MEDEXPRESS URGENT CARE - SALEM		9	4	31%	13
MAINSTREET FAMILY SELECT		1	12	92%	13
PHELPS HOSPITAL LABORATORY		11	2	15%	13
SHELBY COUNTY HEALTH CARE CORPORATION		10	3	23%	13
AVALON MEDICAL WALK IN CLINIC			13	100%	13
MEDLABS DIAGNOSTICS		11	2	15%	13
GLENBROOKE AT PALM BAY			13	100%	13
FLORIDA STATE HOSPITAL			13	100%	13
WORLD WRESTLING ENTERTAINMENT			13	100%	13
MINUTECLINIC, LLC #1492		13			13
MEYER PEDIATRICS CHTD		11	2	15%	13
RED MOUNTAIN DIAGNOSTICS		13			13
VALDOSTA FAMILY MEDICINE		1	12	92%	13
MEDEXPRESS URGENT CARE - PANTOPS		12	1	8%	13
ROCKLEDGE		3	10	77%	13
SOUTHEAST FAMILY HEALTHCARE CENTER			13	100%	13
ORMOND MEDICAL ARTS		3	10	77%	13
BROOKDALE DELAND			13	100%	13
URGENT MEDICAL CENTER INC		5	8	62%	13
CULINARY INSTITUTE OF AMERICA STUDENT	3	10			13
TAPESTRY TALLAHASSEE WALDEN		13			13
AFC URGENT CARE - CEDAR GROVE		11	2	15%	13
ORCHID COVE		3	10	77%	13
BENNETT PEDIATRICS		13			13
ST CLOUD COMPOUNDING PHARMACY & WELLNESS CENTER		12	1	8%	13
COMPASS URGENT CARE		8	5	38%	13
MINUTECLINIC DIAGNOSTIC OF GEORGIA, LL		10	2	17%	12
MERIDIAN AT WATERWAYS, THE		10	2	17%	12
MINUTECLINIC DIAGNOSTIC OF VIRGINIA		12			12
SUNCOAST COMMUNITY HEALTH CENTERS INC		2	10	83%	12

# COVID-19: testing by laboratory

Data through Apr 23, 2021 verified as of Apr 24, 2021 at 09:25 AM

Data in this report are provisional and subject to change.

The numbers in the table below represent the number of Florida and non-Florida residents for whom test results were received by the Department of Health. A person can be tested by more than one laboratory and can have both positive and negative results. **Therefore, the sum of the numbers in each column will be larger than the total number of people tested.**

Reporting lab	Inconclusive	Negative	Positive	Percent positive	Total
MC DIAGNOSTIC OF CONNECTICUT , PC # 3		10	2	17%	12
FAMILY PRACTICE OF DAVIE INC			12	100%	12
MEDEXPRESS URGENT CARE CHARLESTON		8	4	33%	12
Rosewood Healthcare and Rehabilitation Center		5	7	58%	12
CVS GA2108POCT NORCROSS		9	3	25%	12
BROWARD DIALYSIS			12	100%	12
ACADIAN DIAGNOSTIC LABORATORIES		8	4	33%	12
ACCENTCARE		12			12
GLEN OAKS HEALTH AND REHABILITATION CENTER			12	100%	12
FLORIDA DEPT OF HEALTH		4	8	67%	12
CVS MINUTE CLINIC, LLC #22		11	1	8%	12
LONGWOOD PEDIATRICS LLC			12	100%	12
BAYONET POINT HOSPITAL			12	100%	12
VILLA HEALTH NH LLC		10	2	17%	12
SUWANNEE COUNTY JAIL		11	1	8%	12
MINUTECLINIC DIAGNOSTIC OF PA, LLC (1036)		10	2	17%	12
MINUTECLINIC DIAGNOSTIC OF ILLINOIS LL		10	2	17%	12
CARLOS PORTU MD, PLLC			12	100%	12
Atlanta VAMC		7	5	42%	12
SENIOR HOME CARE INC		12			12
RICHMOND UNIVERSITY MEDICAL CENTER		10	2	17%	12
MINUTECLINIC DIAG OF IND, LLC #6697		12			12
CARROLL GARDENS URGENT CARE		12			12
OHIO STATE UNIVERSITY MEDICAL CENTER			12	100%	12
HIRAM COLLEGE HEALTH CENTER (ABBOTT)		12			12
WOODLAND TOWERS		6	6	50%	12
PANCARE HEALTH - WEWA ELEMENTARY			12	100%	12
COLLIER COUNTY HEALTH DEPT.		7	5	42%	12
CARE FAST MURABELLA		7	5	42%	12
CVS TN5601POCT LENOIR CITY		10	2	17%	12
BROOKDALE CITRUS			12	100%	12
LEON CHD		12			12
MINUTE CLINIC LLC #6765		12			12
ST. PETERSBURG PEDIATRICS			12	100%	12
TIFT REGIONAL HEALTH SYSTEM, INC		12			12
DEPARTMENT OF PUBLIC HEALTH		12			12
CITY OF WEST PALM BEACH EMPLOYEE & FAMILY HEALTH		12			12
MEDEXPRESS URGENT CARE - MONROE		12			12
MINUTECLINIC DIAGNOSTIC OF TN PC #386		11	1	8%	12
MINUTE CLINIC DIAGNOSTIC OF NORTH CAROLINA		12			12
ADVENTHEALTH MEDICAL GROUP CARE CLINIC AT		8	4	33%	12
ST JOSEPHS HOSP OF ATLANTA/CLINIC LAB		10	2	17%	12
ST PETER'S UNIVERSITY HOSPITAL		9	3	25%	12
MEDEXPRESS URGENT CARE-ALTOONA		10	2	17%	12
NAPLES GREEN VILLAGE		12			12
MINUTECLINIC DIAGNOSTIC OF NEW MEXICO		12			12
ADVENTIST HEALTH SYSTEM FLORIDA DEPT OF HEALTH		7	5	42%	12



# COVID-19: testing by laboratory

Data through Apr 23, 2021 verified as of Apr 24, 2021 at 09:25 AM

Data in this report are provisional and subject to change.

The numbers in the table below represent the number of Florida and non-Florida residents for whom test results were received by the Department of Health. A person can be tested by more than one laboratory and can have both positive and negative results. **Therefore, the sum of the numbers in each column will be larger than the total number of people tested.**

Reporting lab	Inconclusive	Negative	Positive	Percent positive	Total
APPLE DIAGNOSTICS LAB		5	7	58%	12
FAMILY MEDICINE AT HUNTERS CREEK		12			12
URGENT TEAM MANAGEMENT OF TENNESSEE		10	2	17%	12
LAB UNKNOWN		1	11	92%	12
ST LUKES ROOSEVELT LABORATORY		9	3	25%	12
WALGREEN #6538		12			12
BRITO MEDICAL CENTER		10	2	17%	12
VERITAS RESEARCH CORP			12	100%	12
St Joseph's Hospital & Medical Center		11	1	8%	12
CAPE CORAL URGENT CARE		9	3	25%	12
RUSSELL MEDICAL CENTER		11	1	8%	12
TMH PHYSICIAN PARTNERS - MONTICELLO		10	2	17%	12
SAVANNAH STATE UNIVERSITY, COUNSELING		12			12
NORTHSIDE HOSPITAL FORSYTH		10	2	17%	12
FHCP-PORT ORANGE		3	9	75%	12
LIFE CARE OF PORT SAINT LUCIE		3	9	75%	12
Maury Regional Hospital		6	6	50%	12
GENESIS		8	4	33%	12
VIBRANT AMERICA		10	2	17%	12
GEORGE W FERGUSON MD-CONCIERGE MEDICAL SERVICES PL		11	1	8%	12
WANTAGH URGENT CARE		9	3	25%	12
MINUTECLINIC DIAGNOSTIC OF TN PC #240		10	2	17%	12
JOHN W NORRIS III MD PA	1		11	92%	12
ORLANDO FAMILY MEDICAL INC		12			12
LEE MEMORIAL HEALTH SYSTEM D/B/A		10	2	17%	12
IREPERTOIRE_MOL_LAB		12			12
FAMILY MEDICINE AT LONGWOOD			12	100%	12
MI2297090CV HOLLAND-23D2189684		12			12
THE POTTER'S HOUSE AT CANNON POINT		12			12
MERCY MEDICAL CENTER		5	7	58%	12
MINUTECLINIC, LLC, DBA MINUTECLINIC #6106		10	2	17%	12
MEDEXPRESS URGENT CARE-LATROBE		11	1	8%	12
SAMARITAN HOSPITAL LABORATORY		11	1	8%	12
MINUTECLINIC, LLC #244		11	1	8%	12
DYNAMIC HEALTH CENTERS INC		8	4	33%	12
NORTHEAST PEDIATRICS			12	100%	12
VA Primary Care Clinic at Meharry		11	1	8%	12
Heartland Healthcare Center Boca Raton		2	10	83%	12
PALATKA VA CBOC		11	1	8%	12
FLORIDA DEPARTMENT OF HEALTH WASHINGTON COUNTY		7	5	42%	12
Lady Lake Specialty Care			12	100%	12
CVS MINUTE CLINIC DIAGNOSTIC		10	1	9%	11
HNL LAB MEDICINE		8	3	27%	11
MINUTECLINIC DIAGNOSTIC OF MAINE, LLC		9	2	18%	11
CVS MINUTE CLINIC DIAGNOSTIC OF TEXAS,LLC		9	2	18%	11
COMMUNITY CARE CENTER□		11			11
CROSSROADS URGENT CARE, PLLC		11			11

# COVID-19: testing by laboratory

Data through Apr 23, 2021 verified as of Apr 24, 2021 at 09:25 AM

Data in this report are provisional and subject to change.

The numbers in the table below represent the number of Florida and non-Florida residents for whom test results were received by the Department of Health. A person can be tested by more than one laboratory and can have both positive and negative results. **Therefore, the sum of the numbers in each column will be larger than the total number of people tested.**

Reporting lab	Inconclusive	Negative	Positive	Percent positive	Total
MEDEXPRESS URGENT CARE MONACA		11			11
ELITE HOME HEALTH SERVICES		11			11
MONROE COUNTY HOSPITAL		8	3	27%	11
UNIVERSITY OF MIAMI MILLER SCHOOL OF MEDICINE			11	100%	11
BRIDGE DIAGNOSTICS			11	100%	11
STUYVESANT URGENT CARE		11			11
HEALTH NETWORK LABORATORIES		7	4	36%	11
MINUTECLINIC DIAGNOSTIC OF TN, PC 6304		9	2	18%	11
APPALACHIAN REGIONAL HEALTHCARE SYSTEM		10	1	9%	11
MINUTECLINIC DIAGNOSTIC OF VIRGINIA, LLC #255		11			11
OPTUM PRIMARY CARE		1	10	91%	11
MINUTECLINIC #8760		11			11
PRIME MEDICAL CARE, LLC		11			11
MEDEXPRESS URGENT CARE - WINCHESTER GATEWAY		9	2	18%	11
CURATIVE		1	10	91%	11
DMH STEINHATCHEE FAMILY MEDICINE		8	3	27%	11
ALL 4 KIDZ PEDIATRICS		8	3	27%	11
PASSPORT HEALTH			11	100%	11
JBSA-SAM HOUSTON			11	100%	11
MONROE COUNTY FIRE RESCUE		10	1	9%	11
MERCY HEALTH—MUSKEGON		7	4	36%	11
PINELLAS COUNTY HEALTH DEPARTMENT		2	9	82%	11
Crestwood Nursing Center		7	4	36%	11
CARINGTON MANOR		11			11
MOUNT DORA PEDIATRICS		9	2	18%	11
NIGHT LITE PEDIATRICS CENTER		1	10	91%	11
NHC HealthCare Anniston		11			11
MINUTECLINIC DIAGNOSTICS OF IND, LLC		11			11
SEMINOLE COUNTY CORRECTIONAL FACILITY		1	10	91%	11
KIDSVILLE PEDIATRICS			11	100%	11
MINUTE-CLINIC DIAGNOSTIC OF VIRGINIA,		10	1	9%	11
ST VINCENT'S ST CLAIR		8	3	27%	11
CVS CA9113POCT CHULA VISTA		11			11
MINUTECLINIC DIAGNOSTIC OF MINNESOTA		11			11
WINTER PARK CARE AND REHABILITATION			11	100%	11
CENTRAL JERSEY URGENT CARE		10	1	9%	11
PRIMECARE ACQUISITION FAMILY PRACTICE INC		11			11
ATHENS VETERINARY DIAGNOSTIC LABORATOR		11			11
CVS MO8590POCT KANSAS CITY		7	4	36%	11
CVS SC4286POCT EASLEY		5	6	55%	11
PHASE2 LABS	2	7	2	18%	11
CVS MINUTE CLINIC DIAG OF IND, LLC #6549		11			11
MICHIGAN DEPARTMENT OF COMMUNITY HEALTH		1	10	91%	11
BOCA RATON REGIONAL HOSPITAL LAB			11	100%	11
PHYSICIANS REGIONAL MEDICAL CTR - COLLIER BLVD			11	100%	11
45TH 1		11			11
St. Annes Nursing Center, St. Annes Residence, Inc.		11			11

# COVID-19: testing by laboratory

Data through Apr 23, 2021 verified as of Apr 24, 2021 at 09:25 AM

Data in this report are provisional and subject to change.

The numbers in the table below represent the number of Florida and non-Florida residents for whom test results were received by the Department of Health. A person can be tested by more than one laboratory and can have both positive and negative results. **Therefore, the sum of the numbers in each column will be larger than the total number of people tested.**

Reporting lab	Inconclusive	Negative	Positive	Percent positive	Total
CARENOW URGENT CARE-HERMITAGE		7	4	36%	11
NORTH OKALOOSA PHYSICIAN GROUP		10	1	9%	11
SEMORAN FAMILY HEALTH LLC		10	1	9%	11
UF HEALTH		1	10	91%	11
CLEVELAND TENNESSEE HOSPITAL COMPANY		10	1	9%	11
DOCTORS EXPRESS OF ST PETERSBURG		1	10	91%	11
METHODIST HOSPITAL			11	100%	11
MINUTECLINIC DIAGNOSTIC OF NEW JERSEY,		10	1	9%	11
WINKLER COURT		9	2	18%	11
CREATIVE TESTING SOLUTIONS		4	7	64%	11
TRIDENT BIOMETRICS		10	1	9%	11
ASSOCIATES MD CYPRESS CREEK			11	100%	11
MEDICAL CENTER AFFILIATES WEST PALM			11	100%	11
REDMED CLINIC OF ARLINGTON		10	1	9%	11
COLLIER HMA PHYSICIAN MANAGEMENT, LLC		2	9	82%	11
VIRTUA WEST JERSEY HOSPITAL VOORHEES		9	2	18%	11
CARENOW URGENT CARE-GREEN HILLS		10	1	9%	11
UMHC/SYLVESTER AT KENDALL		1	10	91%	11
Manor Care of Dunedin		7	4	36%	11
ILLINOIS DEPT OF PUBLIC HEALTH LAB - SPRINGFIELD			11	100%	11
BIOTECH CLINICAL LABORATORIES, INC.		1	10	91%	11
MINUTECLINIC, LLC #1470		10	1	9%	11
MINUTECLINIC, DIAGNOSTIC OF TEXAS, LL		10	1	9%	11
CLAYMED OF NORTH FLORIDA			11	100%	11
MINUTECLINIC DIANOSTIC OF VIRGINIA, LL		10	1	9%	11
ALBION COLLEGE (ABBOTT)		11			11
CVS PA1671POCT LANCASTER		11			11
UNIVERSITY CENTRA CARE		10	1	9%	11
TOXUSALABS DBA CONNECTDX LABS		9	2	18%	11
NEW HAMPSHIRE DEPARTMENT OF HEALTH AND HUMAN SERVICES		3	8	73%	11
MEDEXPRESS URGENT CARE - BEECH GROVE		10	1	9%	11
WATSON HEALTHCARE		8	3	27%	11
GUIDANCE / CARE CENTER, INC		11			11
TELEVISIT PALM BAY FAMILY PRACTICE		9	2	18%	11
WELLMED AT SOUTH PARSONS		9	2	18%	11
GENOPTIX MEDICAL LABORATORY		10	1	9%	11
ALCOVE ASSISTED LIVING FACILITY		11			11
ASSOCIATES IN MEDICINE		7	4	36%	11
AZALEA HEALTH		2	9	82%	11
ALACHUA			11	100%	11
SUMTER COUNTY HEALTH DEPARTMENT		6	5	45%	11
WALK IN MEDICAL URGENT CARE PC		11			11
CVS TN2179POCT MURFREESBORO		10	1	9%	11
MINUTECLINIC DIAGNOSTIC OF NEW JERSEY, LLC # 7069		11			11
PALM BEACH PATHOLOGY		9	2	18%	11
THE TERRACE OF SAINT CLOUD		9	2	18%	11
TROPICANA		5	6	55%	11

# COVID-19: testing by laboratory

Data through Apr 23, 2021 verified as of Apr 24, 2021 at 09:25 AM

Data in this report are provisional and subject to change.

The numbers in the table below represent the number of Florida and non-Florida residents for whom test results were received by the Department of Health. A person can be tested by more than one laboratory and can have both positive and negative results. **Therefore, the sum of the numbers in each column will be larger than the total number of people tested.**

Reporting lab	Inconclusive	Negative	Positive	Percent positive	Total
RELIANCE MEDICAL CENTER		6	5	45%	11
Westchester General Hospital			11	100%	11
CVS CA9165POCT SAN DIEGO		11			11
CVS MINUTE CLINIC DIAGNOSTIC MED GRP OF SAN		9	2	18%	11
FAMILY HEALTH CENTER AT PORT ST JOHN		4	7	64%	11
AIM LABORATORIES			11	100%	11
ORLANDO HEALTH PHYSICIAN ASSOCIATES		4	7	64%	11
NIGHT LITE PEDIATRICS CENTER, LLC		1	10	91%	11
VITAS HEALTH INC		5	6	55%	11
MEDEXPRESS URGENT CARE - MAPLE DRIVE		10	1	9%	11
SUPERIOR RESIDENCES OF CLERMONT		2	8	80%	10
MINUTE CLINIC, LLC #4650		9	1	10%	10
CARESOUTH HHA HOLDINGS OF THE BAY AREA LLC		10			10
CVS TX8351POCT BEAUMONT		9	1	10%	10
MINUTECLINIC DIAGNOSTIC OF NORTH CAROLINA PC #5341		7	3	30%	10
THE MARY IMOGENE BASSETT HOSPITAL		10			10
CVS OH3301POCT WOODMERE		10			10
MAINSTREET FAMILY CARE			10	100%	10
ILLINOIS DEPARTMENT OF PUBLIC HEALTH		2	8	80%	10
MINUTE CLINIC LLC # 2033		9	1	10%	10
BENSONHURST URGENT CARE		9	1	10%	10
ARBORS OF GULF BREEZE, THE		8	2	20%	10
CVS CT1123POCT SOUTHBURY		10			10
STPET		8	2	20%	10
BELLE GLADES HEALTH CLINIC			10	100%	10
GLADES COUNTY DETENTION CENTER		1	9	90%	10
OKLAHOMA STATE DEPARTMENT OF HEALTH-PUBLIC HEALTH LABORATORY			10	100%	10
URGENT CARE CENTER AT PINNACLE		4	6	60%	10
LAKE BALDWIN CBOC		9	1	10%	10
MEDICAL LABORATORY DIAGNOSTICS			10	100%	10
MINUTECLINIC LLC #5176		7	3	30%	10
PIEDMONT ATHENS REGIONAL MEDICAL		8	2	20%	10
HCR MANORCARE		10			10
KR AT COLLEGE HARBOR		10			10
ANY LAB TEST NOW INC			10	100%	10
CHRISTUS ST VINCENT LABORATORY - ZIA		10			10
WHEELER LABORATORY		9	1	10%	10
Avalon Healthcare and Rehabilitation Center			10	100%	10
CBC LAB		3	7	70%	10
FLEMING ISLAND CENTER FOR CLINICAL RESEARCH		10			10
SAVANNAH MANOR ASSISTED LIVING COMMUNITY			10	100%	10
NOT INDICATED		1	9	90%	10
DOMINICAN COLLEGE STUDENT HEALTH CENTE		8	2	20%	10
SOUTH FLORIDA ENT ASSOCIATES, INC			10	100%	10
PALM BEACH CDH - DELRAY BEACH			10	100%	10
KEY WEST URGENT CARE, INC		3	7	70%	10
COMMUNITY HEALTH CENTER		2	8	80%	10

# COVID-19: testing by laboratory

Data through Apr 23, 2021 verified as of Apr 24, 2021 at 09:25 AM

Data in this report are provisional and subject to change.

The numbers in the table below represent the number of Florida and non-Florida residents for whom test results were received by the Department of Health. A person can be tested by more than one laboratory and can have both positive and negative results. **Therefore, the sum of the numbers in each column will be larger than the total number of people tested.**

Reporting lab	Inconclusive	Negative	Positive	Percent positive	Total
CULVER-STOCKTON COLLEGE		8	2	20%	10
VENICE GREEN VILLAGE		3	7	70%	10
WALGREENS #04176		7	3	30%	10
CITY OF TALLAHASSEE		10			10
MINUTECLINIC, LLC #4682		5	5	50%	10
BROWARD HEALTH CARE			10	100%	10
MINUTECLINIC, LLC, DBA MINUTECLINIC #4		9	1	10%	10
MINUTE CLINIC DIAG OF IND LLC #8674		10			10
NASCAR EVENT MANAGEMENT, LLC		10			10
WALK-IN MEDICAL CARE			10	100%	10
MINUTE CLINIC LLC #4017		10			10
ONEIDA HEALTHCARE CENTER		8	2	20%	10
CVS PA6902POCT BRYN MAWR		8	2	20%	10
CVS TX7827POCT ROUND ROCK		10			10
BETTER AT HOME		10			10
ALABAMA DEPARTMENT OF PUBLIC HEALTH		1	9	90%	10
MEDEXPRESS URGENT CARE PARKERSBURG		8	2	20%	10
SOMA MEDICAL CENTER PA #4			10	100%	10
PALMS WEST HOSPITAL			10	100%	10
MINUTECLINIC DIAGNOSTIC OF ILLINOIS		8	2	20%	10
PRORENATA LABS		2	8	80%	10
ARCHBOLD MEMORIAL HOSPITAL/LAB		3	7	70%	10
VITALANT		1	9	90%	10
MOSOLF PEDIATRICS			10	100%	10
PBC PREMIER FAMILY HEALTH			10	100%	10
KAILOS GENETICS INC		8	2	20%	10
CARENOW URGENT CARE-MT JULIET		8	2	20%	10
MEDEXPRESS URGENT CARE - FORT WORTH S		8	2	20%	10
ST JOSEPH'S HOSPITAL NORTH LABORATORY			10	100%	10
WILLIAMSBURGH CHAI CARE		9	1	10%	10
MINUTECLINIC MINUTECLINIC #8505		8	2	20%	10
CVS TX7162POCT HOUSTON		10			10
MINUTECLINIC DIAGNOSTIC OF TN PC #5671		6	4	40%	10
MEDEX REGIONAL LABORATORIES LLC		1	9	90%	10
BERRYHILL MANOR		10			10
WALGREENS #10972	1	9			10
AMERICAN HOUSE FORT MYERS		10			10
CHILDREN'S HEALTHCARE OF ATLANTA/EGLESTON		10			10
VASCONCELLO COHEN MD PA		9	1	10%	10
CHEMISYS LABORATORIES		2	8	80%	10
LAWRENCE TECHNOLOGICAL UNIVERSITY		10			10
FRESENIUS KIDNEY CARE DUNEDIN			10	100%	10
BETH ISRAEL MEDICAL CENTER LABS		9	1	10%	10
NEW JERSEY DEPARTMENT OF HEALTH COMMUNICABLE DISEASE SERVICE		3	7	70%	10
ORLANDO MEDICAL CENTER PL		1	9	90%	10
JOHNS HOPKINS ALL CHILDRENS			10	100%	10
GILCHRIST COUNTY FIRE DEPARTMENT		4	6	60%	10



# COVID-19: testing by laboratory

Data through Apr 23, 2021 verified as of Apr 24, 2021 at 09:25 AM

Data in this report are provisional and subject to change.

The numbers in the table below represent the number of Florida and non-Florida residents for whom test results were received by the Department of Health. A person can be tested by more than one laboratory and can have both positive and negative results. **Therefore, the sum of the numbers in each column will be larger than the total number of people tested.**

Reporting lab	Inconclusive	Negative	Positive	Percent positive	Total
MEDEXPRESS URGENT CARE - FAYETTEVILLE		8	2	20%	10
DES PLAINES CLINICAL LAB		3	7	70%	10
CVS SC7556POCT WEST COLUMBIA		9	1	10%	10
ACCESS PHARMACY		10			10
PANCARE HEALTH - VERNON ELEMENTARY			10	100%	10
VETERNANS ADMINISTRATION			10	100%	10
FLORIDA CLINICAL LAB		1	9	90%	10
CUMBERLAND HEIGHTS		10			10
MC DIAGNOSTIC OF CONNECTICUT, PC #1043		10			10
WALGREENS #06416		10			10
GOLDMAN SACHS HEALTH CENTER	1	9			10
CVS SC7334POCT LEXINGTON		9	1	10%	10
BEAUMONT LABORATORY			10	100%	10
RPC@HODGES		2	8	80%	10
MINUTECLINIC DIAGNOSTIC OF OHIO #3407		9	1	10%	10
ELEMENT PRIMARY CARE LLC		9	1	10%	10
MINUTECLINIC DIAG OF IND, LLC #2387		8	2	20%	10
CARENOW URGENT CARE - EAST NASHVILLE		8	2	20%	10
HIGH TOWER ALF LLC		9	1	10%	10
BLOOMINGDALE PEDIATRIC ASSOCIATES PA			10	100%	10
MEDEXPRESS URGENT CARE - WASHINGTON		8	2	20%	10
QHG OF ENTERPRISE INC (DBA MEDICAL CTR		10			10
LUXOR SCIENTIFIC LLC		1	9	90%	10
BROOKDALE PANAMA CITY		9	1	10%	10
KEY TRAINING CENTER			10	100%	10
MOLECULAR PATHOLOGY LABORATORY			10	100%	10
IMMUNOGENOMICS LLC		6	4	40%	10
PLYMOUTH HARBOR INCORPORATED		9	1	10%	10
NORTHSIDE HOSPITAL ATLANTA		4	6	60%	10
MEDEXPRESS URGENT CARE-KATY		7	3	30%	10
THOMAS JEFFERSON UNIVERSITY HOSPITAL		4	6	60%	10
NATURE COAST REGIONAL MEDICAL CENTER		1	9	90%	10
UNIVERSITY MEDICAL CENTER		8	2	20%	10
TENNESSEE DEPARTMENT OF HEALTH (TDH) - CENTRAL LABORATORY		2	8	80%	10
BLOOMIN BRANDS WELLNESS CENTER		9	1	10%	10
NORTON HEALTHCARE			10	100%	10
ISLAND COAST PEDIATRICS IN-HOUSE LAB		10			10
EMERGENCY MEDICAL CENTER		4	6	60%	10
CVS NC7051POCT WAKE FOREST		10			10
SHIELDT3 LLC		10			10
CORONA PATHOLOGY		10			10
MARINA ISLE ASSISTED LIVING		9			9
MINUTECLINIC LLC # 3401		9			9
MINUTECLINIC #2860		6	3	33%	9
COMMUNITY MEDICAL AND DENTAL CARE INC		9			9
MEDEXPRESS URGENT CARE - SWANSEA, N ILLINOIS ST		8	1	11%	9
LEE COMMUNITY HEALTHCARE INC DUNBAR		7	2	22%	9

# COVID-19: testing by laboratory

Data through Apr 23, 2021 verified as of Apr 24, 2021 at 09:25 AM

Data in this report are provisional and subject to change.

The numbers in the table below represent the number of Florida and non-Florida residents for whom test results were received by the Department of Health. A person can be tested by more than one laboratory and can have both positive and negative results. **Therefore, the sum of the numbers in each column will be larger than the total number of people tested.**

Reporting lab	Inconclusive	Negative	Positive	Percent positive	Total
OMNI			9	100%	9
URGENT CARE OF LONGWOOD		1	8	89%	9
HEALTH AND WELLNESS CENTER		1	8	89%	9
CAYUGA COUNTY HEALTH DEPARTMENT		8	1	11%	9
INSPIRED LIVING AT PALM BAY		7	2	22%	9
ROSECASTLE			9	100%	9
CHAPTERS HEALTH HOSPICE		9			9
ACM MEDICAL LABORATORY ALLIANCE		7	2	22%	9
IU HEALTH PATHOLOGY		1	8	89%	9
NORTHSHORE UNIVERSITY HEALTHSYSTEM EVANSTON HOSPITAL LAB			9	100%	9
COLLIER BLVD HMA PHYSICIAN MANAGEMENT,, LLC			9	100%	9
WINDSOR OF SAN PABLO, THE		6	3	33%	9
ST VINCENT'S CHILTON		7	2	22%	9
MINUTE CLINIC LLC #10203		7	2	22%	9
ENCOMPASS HOME HEALTH OF THE SOUTHEAST LLC□		9			9
MEDEXPRESS URGENT CARE - RICHMOND, NINE MILE RD		8	1	11%	9
DIXITKUMAR N MODI MD PA			9	100%	9
CIMA MEDICAL CENTER		8	1	11%	9
CITYMD		1	8	89%	9
CVS PHARMACY NO 274		9			9
Consulate Health Care of Brandon		7	2	22%	9
JOHN T MATHER MEMORIAL HOSPITAL LABORATORY		8	1	11%	9
GCPM MANUAL MICROBIOLOGY		1	8	89%	9
CVS RI1717POCT 1 CVS DR			9	100%	9
BEAUMONT EMERGENCY CENTER			9	100%	9
BRENNITY AT VERO BEACH, THE			9	100%	9
ELLIS HOSPITAL LABORATORY		8	1	11%	9
MOBILE RESPONSE DIAGNOSTICS LLC		8	1	11%	9
CVS MA594POCT FALMOUTH		8	1	11%	9
CVS GA2841POCT LAWRENCEVILLE		9			9
MIDMICHIGAN MEDICAL CENTER			9	100%	9
LOREY ALF		9			9
MEDICANA NURSING AND REHAB CENTER			9	100%	9
RANDOLPH DIABETES AND WELLNESS		8	1	11%	9
MINUTECLINIC DIAGNOSTIC OF VIRGINIA, LLC #1656		9			9
SYNEXUS CLINICAL RESEARCH US INC		2	7	78%	9
PRECISION GENETICS			9	100%	9
PALM BAY URGENT CARE PL		1	8	89%	9
MIAMI COMPREHENSIVE MEDICINE GROUP PA		4	5	56%	9
CHILDREN'S HEALTH CENTER INC.		7	2	22%	9
MEDEXPRESS ELKINS		9			9
ORLANDO HEALTH PHYSICIAN GROUP INC		6	3	33%	9
PATEL MEDICAL VENTURES		8	1	11%	9
WADSWORTH CENTER - DAVID AXELROD INSTITUTE		8	1	11%	9
MANATEE COUNTY CENTRAL JAIL		9			9
MEDEXPRESS URGENT CARE, JOHNSTOWN		8	1	11%	9
BAYFRONT HEALTH ST PETERSBURG		8	1	11%	9

# COVID-19: testing by laboratory

Data through Apr 23, 2021 verified as of Apr 24, 2021 at 09:25 AM

Data in this report are provisional and subject to change.

The numbers in the table below represent the number of Florida and non-Florida residents for whom test results were received by the Department of Health. A person can be tested by more than one laboratory and can have both positive and negative results. **Therefore, the sum of the numbers in each column will be larger than the total number of people tested.**

Reporting lab	Inconclusive	Negative	Positive	Percent positive	Total
WESTCHESTER GENERAL HOSPITAL BLOOD GAS LAB			9	100%	9
CVS TX10016POCT PRINCETON		9			9
UCARE			9	100%	9
HARMONIOUS HOME HEALTH, LLC		9			9
EXPRESS TEST			9	100%	9
DIAMOND SPEEDWAY DIALYSIS		1	8	89%	9
CVS NY549POCT RIDGEWOOD		6	3	33%	9
WATERFORD AT CREEKSIDE, THE			9	100%	9
ST. CLOUD PHARMACY AND WELLNESS CENTER		5	4	44%	9
CORE OCCUPATIONAL RESOURCES, LLC		5	4	44%	9
UHEALTH UNIVERSITY OF MIAMI			9	100%	9
ROSEMONT GARDENS INC		9			9
MINUTECLINIC DIAGNOSTIC OF SC, LLC #7		7	2	22%	9
TRANSPLANT GENOMICS INC (EUROFINS)		9			9
MINUTECLINIC, LLC #09202		7	2	22%	9
MEDERI CARETENDERS VS OF SE FL LLC DBA		8	1	11%	9
MINUTE CLINIC INCORPORTE		9			9
CVS MINUTE CLINIC DIAGNOSTIC OF KANSAS, PA		9			9
NEMOURS CHILDREN'S PRIMARY CARE VERO BEACH			9	100%	9
ACCESS CARE MEDICAL GROUP LLC		2	7	78%	9
KINDRED_AIMS		9			9
CVS MD2956POCT NEW MARKET		8	1	11%	9
NORTHSIDE HOSPITAL		2	7	78%	9
CVS CT1109POCT BETHEL		9			9
REMISE OCCUPATIONAL HEALTH SOLUTIONS INC			9	100%	9
COMPASS PROVIDENCE URGENT CARE LLLP			9	100%	9
OUR HOME AT BEACON HILL			9	100%	9
MINUTECLINIC #788		7	2	22%	9
GO PATH LABORATORIES			9	100%	9
FLORIDA HOSPITAL WINTER PARK		7	2	22%	9
SOMA MEDICAL CENTER MD PA #7 PEDIATRICS			9	100%	9
VETERANS AFFAIRS MEDICAL CENTER - OUTPATIENT			9	100%	9
PENSACOLA CLUSTER			9	100%	9
Highland Pines Health and Rehab		8	1	11%	9
VILLAGE PLACE HEALTH AND REHAB		9			9
MAGNOLIA MANOR			9	100%	9
RIVERVIEW REGIONAL MEDICAL CENTER		7	2	22%	9
Sunset Lake Health and Rehabilitation Center		8	1	11%	9
CIAN DIAGNOSTICS			9	100%	9
PUTNAM FAMILY CARE INC		3	6	67%	9
BUENA VIDA ESTATES			9	100%	9
MINUTE CLINIC LLC #0169		7	2	22%	9
PEDIATRIC HEALTH CARE ALLIANCE			9	100%	9
DOH-TAMPA BRANCH LABORATORY (MLK BLVD)		4	5	56%	9
WINDSOR OF GAINESVILLE		9			9
CVS DC1340POCT WASHINGTON		9			9
NITIN BAWA PROFESSIONAL ASSOCIATES			9	100%	9

# COVID-19: testing by laboratory

Data through Apr 23, 2021 verified as of Apr 24, 2021 at 09:25 AM

Data in this report are provisional and subject to change.

The numbers in the table below represent the number of Florida and non-Florida residents for whom test results were received by the Department of Health. A person can be tested by more than one laboratory and can have both positive and negative results. **Therefore, the sum of the numbers in each column will be larger than the total number of people tested.**

Reporting lab	Inconclusive	Negative	Positive	Percent positive	Total
CVS NJ617POCT CEDAR GROVE		8	1	11%	9
FLORIDA CENTER FOR DERMATOLOGY LABORATORY			9	100%	9
SUNCREST OMNI		9			9
ALLIANCE HEALTH AND REHABILITATION CENTER		9			9
ADVENTHEALTH MEDICAL GROUP INTERNAL MEDICINE		7	2	22%	9
MEDEXPRESS URGENT CARE - BATTLE CREEK		6	3	33%	9
CVS GA3766POCT DACULA		7	2	22%	9
NORTHWEST FLORIDA COMMUNITY HOSPITAL LABORATORY		8	1	11%	9
MINUTE CLINIC LLC #1448		8	1	11%	9
MINUTECLINIC DIAGNOSTIC MED GRP OF CA		8	1	11%	9
MINUTECLINIC DIAGNOSTIC OF TN PC #242		6	3	33%	9
ETHOS LABORATORIES		7	2	22%	9
CVS PA233POCT NEWTOWN SQUARE		9			9
FLORIDA MENTOR		7	2	22%	9
WINTER PARK INTERNAL MEDICINE MD PA		7	2	22%	9
URGENT TEAM - HUNTSVILLE		6	2	25%	8
MEDEXPRESS URGENT CARE-PETERS TWP		7	1	13%	8
HUNTINGTON VILLAGE URGENT CARE		8			8
AFC/DOCTORS EXPRESS NORTH BERGEN		6	2	25%	8
FHPG_EXP CARE W HILLSBOROUGH			8	100%	8
The Grand at Rome Nursing and Rehabilitation		8			8
EP LTC PHARMACY		6	2	25%	8
WHITE SANDS OUTPATIENT SERVICES (WSOP SERVICES LLC		8			8
GOLISANO CHILDREN'S HOSPITAL OF SOUTHWEST FLORIDA		6	2	25%	8
LEMOYNE COLLEGE WELLNESS CENTER FOR		8			8
CVS MD1881POCT DUNKIRK		8			8
APEX HOME HEALTH CARE		7	1	13%	8
BIRMINGHAM VAMC		4	4	50%	8
PUTNAM COUNTY EMERGENCY RESCUE SERVICE		5	3	38%	8
MINUTE CLINIC DIAGNOSTIC OF VIRGINIA, LLC #1905		8			8
FHMG_FM AND IM AVALON PARK		2	6	75%	8
BEECHTREE MOLECULAR LAB LLC			8	100%	8
CIGNA ONSITE HEALTH LLC		2	6	75%	8
PHYSICIANS FOR CHILDREN			8	100%	8
CVS GA2147POCT KENNESAW		6	2	25%	8
WELLSTAR WEST GEORGIA MEDICAL CENTER		7	1	13%	8
CLAY PRIMARY & FAMILY CARE LLC			8	100%	8
BIOTECH PHARMACEUTICAL GROUP LLC			8	100%	8
ALL CHILDREN'S HOSPITAL		1	7	88%	8
MID-HUDSON VALLEY DIVISION OF WESTCHESTER MEDICAL		8			8
MINUTE CLINIC #8979		7	1	13%	8
MEDEXPRESS URGENT CARE - MIDLOTHIAN		7	1	13%	8
CVS IN3975POCT JEFFERSONVILLE		5	3	38%	8
CLEARWATER PEDIATRIC CARE		1	7	88%	8
INTERNAL MEDICINE AND AESTHETICS OF NAPLES LLC		8			8
HERNANDO PASCO HOSPICE INC		7	1	13%	8
BAYSIDE URGENT CARE CENTER INC			8	100%	8

# COVID-19: testing by laboratory

Data through Apr 23, 2021 verified as of Apr 24, 2021 at 09:25 AM

Data in this report are provisional and subject to change.

The numbers in the table below represent the number of Florida and non-Florida residents for whom test results were received by the Department of Health. A person can be tested by more than one laboratory and can have both positive and negative results. **Therefore, the sum of the numbers in each column will be larger than the total number of people tested.**

Reporting lab	Inconclusive	Negative	Positive	Percent positive	Total
MINUTE CLINIC DIAGNOSTIC OF VIRGINIA, LLC #7543		7	1	13%	8
MEDEXPRESS URGENT CARE - CULPEPER		8			8
SURGOINSVILLE PHARMACY		8			8
CVS NC7213POCT MATTHEWS		6	2	25%	8
ADVANCED RESEARCH FOR HEALTH IMPROVEMENT		6	2	25%	8
ORMOND BEACH CENTRA CARE			8	100%	8
CVS MO8556POCT KANSAS CITY		7	1	13%	8
SCOTTS PHARMACY		7	1	13%	8
VAIL VALLEY MEDICAL CENTER			8	100%	8
CVS HEALTH, #1994		6	2	25%	8
JACKSON CLINIC PA,THE		4	4	50%	8
LAKE PEDIATRICS			8	100%	8
MEDEXPRESS URGENT CARE - TARENTUM		6	2	25%	8
GENE STREET LABORATORIES, LLC		6	2	25%	8
CVS SC2736POCT MURRELLS INLET		6	2	25%	8
CVS PA1074POCT KENNETT SQUARE		7	1	13%	8
CHIEFLAND MEDICAL CENTER LLC			8	100%	8
GLEN FALLS HOSPITAL DEPARTMENT OF PATHOLOGY		7	1	13%	8
HEALTHMARK REGIONAL HOSPITAL LAB		4	4	50%	8
VERMONT DEPARTMENT OF HEALTH		1	7	88%	8
MINUTE CLINIC, LLC #1434		7	1	13%	8
CARE ATC - CITY OF BOYNTON BEACH	1	2	5	63%	8
LAB UNKNOWN		6	2	25%	8
FLORIDA HEART AND VASCULAR MULTISPECIALTY GROUP		8			8
SOUTHEASTERN PEDIATRIC ASSOCIATES			8	100%	8
FOUNTAINVIEW BY FIVE STAR QUALITY CARE		7	1	13%	8
DR. PHILLIPS MEDICAL WELLNESS CENTER		4	4	50%	8
LOVELACE MEDICAL CENTER		8			8
HOLY NAME MEDICAL CENTER	1	6	1	13%	8
OWL NOW URGENT CARE			8	100%	8
HEWLETT URGENT CARE, PLLC		8			8
MINUTECLINIC, LLC #05038		8			8
MINUTECLINIC DIAGNOSTIC OF NEVADA #87		4	4	50%	8
DOH JACKSONVILLE CENTRAL LABORATORY		3	5	63%	8
OHIO DEPARTMENT OF HEALTH			8	100%	8
CAPRONA GROUP HOME		2	6	75%	8
MINUTECLINIC, LLC #03268		7	1	13%	8
MEDEXPRESS URGENT CARE-PASADENA		8			8
MEDEXPRESS URGENT CARE - WILLIAMSPORT		7	1	13%	8
MINUTECLINIC DIAGNOSTIC OF OHIO #4401		8			8
OSWEGO HOSPITAL LABORATORY		7	1	13%	8
DOCTOR'S IN-HOUSE LAB/COMMUNITY HEALTH CENTERS OF PINELLAS – CLEARWATE			8	100%	8
LIFE CARE CITRUS COUNTY			8	100%	8
BREVARD FAMILY WALK IN CLINIC			8	100%	8
ATLANTIC CONSOLIDATED LABORATORY		8			8
CVS TX7288POCT DALLAS		7	1	13%	8
PBC FOUND CARE INC			8	100%	8



# COVID-19: testing by laboratory

Data through Apr 23, 2021 verified as of Apr 24, 2021 at 09:25 AM

Data in this report are provisional and subject to change.

The numbers in the table below represent the number of Florida and non-Florida residents for whom test results were received by the Department of Health. A person can be tested by more than one laboratory and can have both positive and negative results. **Therefore, the sum of the numbers in each column will be larger than the total number of people tested.**

Reporting lab	Inconclusive	Negative	Positive	Percent positive	Total
CVS PA4077POCT BELLE VERNON		8			8
TRUE HEALTH		5	3	38%	8
DEPARTMENT OF HEALTH- CITRUS COUNTY		1	7	88%	8
CVS NC3319POCT CHARLOTTE		6	2	25%	8
PALM BEACH COUNTY HEALTH DEPARTMENT LABORATORY			8	100%	8
ROBERT WOOD JOHNSON HOSPITAL		7	1	13%	8
CHIEFLAND MEDICAL CENTER		1	7	88%	8
DOTHAN PEDIATRIC CLINIC			8	100%	8
COLISEUM MED CTR LLC/COLISEUM MED CTRS		5	3	38%	8
MEDEXPRESS URGENT CARE - YORK		5	3	38%	8
NORTH PINELLAS CHILDRENS MEDICAL CENTER INC			8	100%	8
CVS OH3476POCT TIPP CITY		7	1	13%	8
DIAGNOSTIC CLINIC		7	1	13%	8
DEPT OF VA MEDICAL CENTER - RICHMOND		7	1	13%	8
CVS NC3803POCT MOORESVILLE		7	1	13%	8
BENEVA LAKES HEALTHCARE & REHAB CENTER			8	100%	8
VENICE REGIONAL MEDICAL CENTER			8	100%	8
CAREPOINT CLINIC		5	3	38%	8
SUPREME LABORATORY			8	100%	8
LEWIS COUNTY MANOR		8			8
BLOOMING GARDENS OF CARE INC		8			8
CVS PA2582POCT SPRINGFIELD		6	2	25%	8
CVS OH2543POCT CANFIELD		5	3	38%	8
MOULTRIE CREEK NURSING AND REHAB			8	100%	8
THE WOLFF CENTER FOR CHILD & ADOLESCENT HEALTH			8	100%	8
SEA LEVEL LABS			8	100%	8
CONSULATE HEALTH CARE		7	1	13%	8
SARAH LAWRENCE COLLEGE HEALTH SERVICES		8			8
ALBANY MEDICAL CENTER		7	1	13%	8
PAUL GRECO MD CONCIERGE MEDICAL SERVICES PL		8			8
ALLINA HEALTH - ABBOTT NORTHWESTERN HOSPITAL		5	3	38%	8
CVS MD4371POCT OCEAN CITY		8			8
SEACOAST PATHOLOGY PROFESSIONAL ASSOC		8			8
INTERNAL MEDICINE ASSOCIATES OF JACKSON HOSPITAL			8	100%	8
INTERVENTIONAL REHABILITATION OF SOUTH FLORIDA			8	100%	8
NASSAU UNIVERSITY MEDICAL CENTER DEPT		7	1	13%	8
LONG ISLAND JEWISH FOREST HILLS HOSPITAL		8			8
PRIMARY CARE SPECIALISTS OF ORLANDO		8			8
MAGNOLIA PEDIATRICS GROUP LLC			8	100%	8
MEDEXPRESS URGENT CARE, BUTLER		5	3	38%	8
CVS MINUTE CLINIC DIAGNOSTIC OF NEW JERSEY		8			8
VALHALLA MEDICS		8			8
PARTNERS PHARMACY OF FLORIDA LLC		8			8
DORAL URGENT CARE			8	100%	8
COMPASSION PEDIATRIC URGENT CARE LLC		2	6	75%	8
MONTEFIORE MEDICAL CENTER LABORATORIES - NORTH		8			8
MONROE URGENT CARE		7	1	13%	8

# COVID-19: testing by laboratory

Data through Apr 23, 2021 verified as of Apr 24, 2021 at 09:25 AM

Data in this report are provisional and subject to change.

The numbers in the table below represent the number of Florida and non-Florida residents for whom test results were received by the Department of Health. A person can be tested by more than one laboratory and can have both positive and negative results. **Therefore, the sum of the numbers in each column will be larger than the total number of people tested.**

Reporting lab	Inconclusive	Negative	Positive	Percent positive	Total
MEDEXPRESS URGENT CARE MORGANTOWN		8			8
NORTHSIDE GWINNETT HOSPITAL		7	1	13%	8
ST. JOSEPH HOSPITAL AND HEALTH CARE INC.			8	100%	8
JUPITER CLINIC			8	100%	8
HARBORCHASE OF DR PHILLIPS		7	1	13%	8
ST CHARLES HOSPITAL LABORATORY		8			8
EXECUTIVE MEDICAL SERVICES		8			8
WEST DADE PEDIATRICS			8	100%	8
UNIVERSITY OF WASHINGTON MEDICAL CENTER			8	100%	8
ALACHUA COUNTY HEALTH DEPARTMENT		1	7	88%	8
CVS SC2250POCT COLUMBIA		8			8
Florida Clinical Laboratory		1	7	88%	8
CVS NJ836POCT RUNNEMEDE		8			8
CVS TN7289POCT SIGNAL MOUNTAIN		8			8
NOVADX		2	6	75%	8
MODMD LABORATORY		8			8
ALL CHILDREN'S HOSPITAL DEPT OF GENERAL PEDIATRICS			8	100%	8
BARTON PARKER OD PC		8			8
HEALTHY MINORS PEDIATRIC URGENT CARE		7	1	13%	8
GENEUS DIAGNOSTICS			8	100%	8
MINUTE-CLINIC DIAGNOSTIC OF VIRGINIA, LLC #794		7	1	13%	8
DOCTOR'S IN HOUSE LAB			8	100%	8
CVS NC7057POCT SHELBY		6	2	25%	8
MINUTE CLINIC DIAGNOSTIC OF MICHIGAN PC		8			8
FHCP-ORANGE CITY			8	100%	8
MEDEXPRESS URGENT CARE - MT LEBANON		5	3	38%	8
COMPREHENSIVE CLINICAL RESEARCH, LLC			8	100%	8
X-GENE MOLECULAR LABS		1	7	88%	8
MINUTECLINIC DIAGNOSTIC OF NORTH CAROLINA PC #7054		5	3	38%	8
MED & CO INVESTMENT LLC		7	1	13%	8
SV DIAGNOSTIC LAB			8	100%	8
CVS NC5591POCT STATESVILLE		7	1	13%	8
MINUTECLINIC DIAGNOSTIC OF OHIO #7790		6	2	25%	8
NORTHDAL REHABILITATION CENTER			8	100%	8
ALLEGRO - TAMPA	1	4	3	38%	8
ST CLOUD PHYSICIAN MANAGMENT LLC		7	1	13%	8
SLOPESIDE LABS AND TESTING, LLC - THE HIDEOUT AT BUTTERMILK MOUNTAIN		8			8
TERRACINA LLC		2	6	75%	8
MEDEXPRESS - WILMINGTON CONCORD PIKE		7	1	13%	8
ORLANDO FAMILY PHYSICIANS			8	100%	8
WELLIGENT		1	7	88%	8
FHPG_EXP CARE PALM HARBOR			8	100%	8
MINUTECLINIC MINUTECLINIC #4977		4	4	50%	8
NEOGENOMICS LABORATORIES, INC		8			8
Baptist Village Retirement Communities		8			8
MEDEXPRESS URGENT CARE - CLARKSBURG		7	1	13%	8
SYLVESTER AT PLANTATION LABORATORY		7	1	13%	8

# COVID-19: testing by laboratory

Data through Apr 23, 2021 verified as of Apr 24, 2021 at 09:25 AM

Data in this report are provisional and subject to change.

The numbers in the table below represent the number of Florida and non-Florida residents for whom test results were received by the Department of Health. A person can be tested by more than one laboratory and can have both positive and negative results. **Therefore, the sum of the numbers in each column will be larger than the total number of people tested.**

Reporting lab	Inconclusive	Negative	Positive	Percent positive	Total
NORTHEAST ALABAMA REGIONAL MEDICAL CENTER		5	3	38%	8
Nashville Central Laboratory		8			8
BAPTIST OUTPATIENT			8	100%	8
LAKE CONWAY URGENT CARE LLC		2	6	75%	8
JX REF LAB			8	100%	8
HELIX MEDICAL CENTERS		1	6	86%	7
HEARTLAND PEDIATRICS OF LAKE PLACID			7	100%	7
MY WELLNESS EXPRESS			7	100%	7
NELSON BIOLOGICAL			7	100%	7
ST. LUCIE COUNTY HEALTH DEPARTMENT		5	2	29%	7
PEDIATRICS OF CENTRAL FLORIDA		5	2	29%	7
PROVIDENCE LABORATORY SERVICES		7			7
IXI WELLNESS DALLAS, LLC		7			7
Robert Wood Johnson University Hospital		5	2	29%	7
CVS MA1022POCT CAMBRIDGE		7			7
Ocoee Health Care Center		7			7
TRUE HEALTH DIAGNOSTICS		1	6	86%	7
MINUTE CLINIC LLC #1909		7			7
MINUTECLINIC DIAG OF IND LLC #1138		6	1	14%	7
LONGWOOD FAMILY MEDICINE		1	6	86%	7
ABBAY MANOR RETIREMENT RESIDENCE INC		7			7
JUPITER ISLAND PUBLIC SAFETY		5	2	29%	7
YAZJI PEDIATRIC CARE LLC DBA TUKA PEDIATRICS			7	100%	7
GAINESVILLE PEDIATRIC ASSOCIATES		1	6	86%	7
VIERA VA OPC		6	1	14%	7
TRINITY PEDIATRICS			7	100%	7
ADVENT HEALTH APOPKA		3	4	57%	7
PENINSULA CARE AND REHABILITATION CENTER			7	100%	7
ADVENTHEALTH MEDICAL GROUP INTERNAL MEDICINE AT		2	5	71%	7
DALLAS COUNTY HEALTH AND HUMAN SERVICES			7	100%	7
FLORIDA PREMIER MEDICAL CARE PA			7	100%	7
CVS NC2313POCT RALEIGH		6	1	14%	7
LOUISIANA DEPT OF HEALTH			7	100%	7
GRACE WELLNESS CENTER LLC		6	1	14%	7
WYOMING COUNTY COMMUNITY HOSPITAL LABORATORY		7			7
GULF COAST PEDIATRICS OF SARASOTA PA		1	6	86%	7
NEMOURS CHILDREN'S HOSPITAL			7	100%	7
AVON PARK PEDIATRICS			7	100%	7
HEALTH CARE LABORATORY SERVICES		1	6	86%	7
DOTHAN WEST FAMILY MEDICINE		5	2	29%	7
ST CHARLES BEND LABORATORY		6	1	14%	7
SUNSHINE STATE DIALYSIS			7	100%	7
MEDEXPRESS URGENT CARE PORT HURON		6	1	14%	7
CVS MINUTE CLINIC DIAG OF IND LLC #5206		6	1	14%	7
MINUTECLINIC, LLC #1452		7			7
PALM GARDEN OF SUN CITY			7	100%	7
DELAWARE DEPARTMENT OF HEATH		6	1	14%	7

# COVID-19: testing by laboratory

Data through Apr 23, 2021 verified as of Apr 24, 2021 at 09:25 AM

Data in this report are provisional and subject to change.

The numbers in the table below represent the number of Florida and non-Florida residents for whom test results were received by the Department of Health. A person can be tested by more than one laboratory and can have both positive and negative results. **Therefore, the sum of the numbers in each column will be larger than the total number of people tested.**

Reporting lab	Inconclusive	Negative	Positive	Percent positive	Total
FLORIDA DIGESTIVE AND LIVER SPECIALIST		7			7
NORTH FLORIDA MEDICAL CENTERS INC		1	6	86%	7
WILDLIGHT LAB			7	100%	7
PM PEDIATRICS OF BAYSIDE PLLC		7			7
New York Harbor Harbor HCS - Brooklyn Campus		7			7
FLORIDA HOSPITAL KISSIMMEE		4	3	43%	7
MINUTECLINIC DIAGNOSTIC OF OHIO #2964		7			7
FAMILY MEDICINE MEDICAL DRIVE		7			7
TERENCE B MITCHELL MD, INC		3	4	57%	7
PEDIATRICS URGENT CARE, LLC			7	100%	7
KEYSTONE PLACE AT NAPLES PRESERVE		4	3	43%	7
KENDALL REGIONAL MEDICAL CNTR			7	100%	7
LIZS ADULT CARE		7			7
CVS MA6505POCT NEWTON		7			7
OCALA REGIONAL KIDNEY CENTER EAST		2	5	71%	7
BROOKDALE LAKE ORIENTA			7	100%	7
MARCO ISLAND MEDICAL CENTER			7	100%	7
NON-US			7	100%	7
EXPICARE NURSING AGENCY, INC		5	2	29%	7
LEVY COUNTY SHERRIF'S DEPT			7	100%	7
WEXFORD HEALTH SOURCES INC		7			7
SKR MEDICAL ADVISORS		7			7
CVS OH6123POCT CINCINNATI		5	2	29%	7
NU WAVE MEDICAL CENTER			7	100%	7
BRADENTON PHYSICIANS MEDICAL CENTER			7	100%	7
CVS IL8747POCT CHICAGO		7			7
CVS NV9841POCT RENO		4	3	43%	7
FRESENIUS KIDNEY CARE FORT WALTON BEACH			7	100%	7
MINUTECLINIC, LLC #03965		7			7
HOLY GARDEN ALF, INC.		7			7
SARASOTA PERSONAL MEDICINE		5	2	29%	7
MINUTECLINIC, LLC #1796		6	1	14%	7
Centrastate Medical Center		6	1	14%	7
NYU WINTHROP HOSPITAL PATHOLOGY		7			7
EMORY JOHNS CREEK HOSPITAL		7			7
CVS TX4397POCT CYPRESS		7			7
MEDEXPRESS URGENT CARE - STATE COLLEGE		5	2	29%	7
MINUTECLINIC DIAG OF IND LLC #6998		6	1	14%	7
CVS PHARMACY #8800		5	2	29%	7
MEDEXPRESS URGENT CARE - STAUNTON		3	4	57%	7
QUE		4	3	43%	7
SOUTH COM HEALTH CLINIC, DEPT. OF THE ARMY		7			7
IRL MARKET LAB			7	100%	7
CVS CA9721POCT ARCADIA		7			7
CVS TN4624POCT KNOXVILLE		6	1	14%	7
EMBRY-RIDDLE AERONAUTICAL UNIVERSITY HEALTH			7	100%	7
AHMG LAKE NONA PRIMARY CARE		7			7

# COVID-19: testing by laboratory

Data through Apr 23, 2021 verified as of Apr 24, 2021 at 09:25 AM

Data in this report are provisional and subject to change.

The numbers in the table below represent the number of Florida and non-Florida residents for whom test results were received by the Department of Health. A person can be tested by more than one laboratory and can have both positive and negative results. **Therefore, the sum of the numbers in each column will be larger than the total number of people tested.**

Reporting lab	Inconclusive	Negative	Positive	Percent positive	Total
LAWTON CHILES HEALTH CENTER		1	6	86%	7
GALLUP INDIAN MEDICAL CENTER		7			7
PANCARE HEALTH - KATE SMITH ELEMENTARY		1	6	86%	7
MINUTECLINIC DIAG OF IND LLC #8651		6	1	14%	7
MAXHEALTH		5	2	29%	7
Rutgers Health Rwj University Hospital - Laboratory		4	3	43%	7
ENTRUST IMMEDIATE CARE			7	100%	7
DOCTOR'S IN-HOUSE LAB/COMMUNITY HEALTH CENTERS OF PINELLAS -PINELLAS P			7	100%	7
MEDEXPRESS URGENT CARE - IRVING		7			7
MALABAR FAMILY PRACTICE		4	3	43%	7
OPTUM PRIMARY CARE - FOUNTAIN OAKS		3	4	57%	7
LEPE'S HOUSE			7	100%	7
CORONA NYC LAB		7			7
LAKE CITY CORRECTIONAL FACILITY			7	100%	7
FIRST PHYSICIANS GROUP - LORRAINE CORNERS		7			7
SCHOOL OF PHARMACY AND PHARMACEUTICAL		7			7
BOONE DRUG & HEALTHCARE AT DEERFIELD			7	100%	7
MC DIAGNOSTIC OF CONNECTICUT, PC #114		7			7
GREENVILLE MEMORIAL HOSPITAL LAB			7	100%	7
TESTD			7	100%	7
VICTORIAN MANOR		2	5	71%	7
COMPLETE FAMILY CARE, LLC/UNIVERSITY OF SAINT MARY		7			7
DASCENA LABORATORY			7	100%	7
SOUTHEAST GEORGIA HEALTH SYSTEM, INC D		7			7
LEE COUNTY HEALTH DEPARTMENT		4	3	43%	7
FLORIDA CANCER SPECIALISTS & RESEARCH INSTITUTE		6	1	14%	7
PURECARE PHARMACY		6	1	14%	7
DOCTORS CLINICAL LABORATORY, INC		5	2	29%	7
SUPERIOR RESIDENCES AT CALA HILLS		7			7
MAINE DEPARTMENT OF HEALTH AND HUMAN SERVICES			7	100%	7
BROWNE MEDICAL LLC		5	2	29%	7
CVS OH3080POCT HUBER HEIGHTS		6	1	14%	7
PENN MEDICINE PRINCETON MEDICAL CENTER		6	1	14%	7
MINUTE CLINIC DIAGNOSTIC OF PENNSYLVANIA		7			7
OCALA FAMILY MEDICAL CENTER		7			7
LPG PRIMARY CARE AT LABELLE		6	1	14%	7
MINUTECLINIC DIAGNOSTIC OF SC, LLC #4		7			7
EL PARAISO HOME INC		7			7
MINUTECLINIC DIAGNOSTIC OF KANSAS PA		7			7
CARENOW URGENT CARE-SOUTHLAKE			7	100%	7
MEDEXPRESS URGENT CARE - HOT SPRINGS		7			7
GENTRY PARK ORLANDO ASSISTED LIVING		6	1	14%	7
STATEN ISLAND CHAI CARE		6	1	14%	7
EASTERN FLORIDA STATE COLLEGE - PALM BAY CAMPUS□			7	100%	7
HENDRY/GLADES COUNTY HEALTH DEPARTMENT		6	1	14%	7
Lenox on the Lake			7	100%	7
EAST SIDE CLINICAL LABORATORY		5	2	29%	7



# COVID-19: testing by laboratory

Data through Apr 23, 2021 verified as of Apr 24, 2021 at 09:25 AM

Data in this report are provisional and subject to change.

The numbers in the table below represent the number of Florida and non-Florida residents for whom test results were received by the Department of Health. A person can be tested by more than one laboratory and can have both positive and negative results. **Therefore, the sum of the numbers in each column will be larger than the total number of people tested.**

Reporting lab	Inconclusive	Negative	Positive	Percent positive	Total
PANCARE HEALTH - HOSFORD SCHOOL			7	100%	7
PHOEBE PUTNEY MEMORIAL HOSPITAL		7			7
WOMENS CARE FLORIDA LLC		5	2	29%	7
Thermopolis Rehabilitation Wellness		7			7
NOVANT HEALTH INPATIENT CARE		2	5	71%	7
GEISINGER MEDICAL CENTER		2	5	71%	7
CARENOW URGENT CARE-MADISON		7			7
MANATEE PEDIATRICS			7	100%	7
COMPASSION PEDIATRICS		3	4	57%	7
MEDEXPRESS URGENT CARE-DUBOIS		7			7
CVS OH3458POCT BEAVERCREEK		7			7
TREASURE COAST INFECTIOUS DISEASE CONSULTANTS		4	3	43%	7
URGENT TEAM - NASHVILLE		6	1	14%	7
RIVER OAKS TREATMENT CENTER			7	100%	7
CVS GA7064POCT STOCKBRIDGE		7			7
DIAGNOSTIC & MEDICAL SPECIALISTS OF GREENWICH		5	2	29%	7
IAN C BOYKIN MD		4	3	43%	7
MINUTECLINIC DIAGNOSTIC OF RHODE ISLAN		7			7
MINUTECLINIC DIAGNOSTIC OF OHIO #6147		6	1	14%	7
WATAUGA MEDICAL CENTER		4	3	43%	7
MEDEXPRESS URGENT CARE-NESHANNOCK TWP		6	1	14%	7
MEDEXPRESS URGENT CARE-MUNCIE		7			7
BALTIMORE CITY HEALTH DEPT COMMUNICABLE DISEASES AND EPIDEMIOLOGY			7	100%	7
EAST GEORGIA REGIONAL MEDICAL CENTER		6	1	14%	7
CVS GA2236POCT WOODSTOCK		7			7
FLORIDA SCHOOL FOR THE DEAF AND THE BLIND			7	100%	7
PERSONAL PHYSICIAN CARE PA			7	100%	7
CARESOUTH HHA HOLDINGS OF TALLAHASSEE LLC		7			7
MEDEXPRESS URGENT CARE - HOLLINS		7			7
ECLRS		2	5	71%	7
LISTENING DOCTOR PLLC, THE		1	6	86%	7
CENTREX CLINICAL LABS INC		7			7
GRACE REHABILITATION CENTER OF VERO BEACH		4	3	43%	7
NORTHERN DUTCHESS HOSPITAL LABORATORY		5	2	29%	7
MEDEXPRESS URGENT CARE - BLUEFIELD		6	1	14%	7
MEDEXPRESS URGENT CARE - GLENDALE		7			7
MINUTECLINIC DIAG OF IND, LLC #6648		5	2	29%	7
FLORIDA HOSPITAL APOPKA		6	1	14%	7
CVS PA813POCT RICHBORO		7			7
CVS NM8918POCT ALBUQUERQUE		7			7
KANSAS DEPARTMENT OF HEALTH		2	5	71%	7
DANIEL M LIBBY MD PLLC		7			7
CRESTWOOD MEDICAL CENTER		5	2	29%	7
Parkside Villa		7			7
LYNMOORE,THE		7			7
MIAMI BEACH COMMUNITY HEALTH CENTER INC			7	100%	7
ORLANDO HEALTH PHYSICIAN GROUP			6	100%	6

# COVID-19: testing by laboratory

Data through Apr 23, 2021 verified as of Apr 24, 2021 at 09:25 AM

Data in this report are provisional and subject to change.

The numbers in the table below represent the number of Florida and non-Florida residents for whom test results were received by the Department of Health. A person can be tested by more than one laboratory and can have both positive and negative results. **Therefore, the sum of the numbers in each column will be larger than the total number of people tested.**

Reporting lab	Inconclusive	Negative	Positive	Percent positive	Total
MEDEXPRESS URGENT CARE - WEIRTON		6			6
PLEASANTVILLE OF SEBASTIAN LLC			6	100%	6
GENESIS FAMILY PRACTICE		3	3	50%	6
QUATRACOR PLLC		6			6
RIVER CITY PRIMARY AND URGENT CARE			6	100%	6
MAXCARE CLINIC			6	100%	6
JERSEY SHORE MEDICAL CENTER		6			6
AARK LABORATORY		6			6
MINUTECLINIC DIAGNOSTICS OF IND LLC		3	3	50%	6
CITIZENS BAPTIST MEDICAL CENTERS LAB		5	1	17%	6
Englewood Health Care Center		6			6
ELITE MD GROUP INC		2	4	67%	6
MD NOW MEDICAL CENTER			6	100%	6
SOUTHERN OCEAN MEDICAL CENTER		6			6
ENIGMA DIAGNOSTIC, INC.			6	100%	6
CVS NATIONAL HARBOR MD2297714CV		6			6
Hiawatha Care Center		6			6
JOSEF SCHENKER, MD, PC		6			6
HUNTERS CREEK PEDIATRICS		6			6
SAINT PETER'S UNIVERSITY HOSPITAL		6			6
MCR HEALTH LAWTON CHILES ADMINISTRATION STE A		1	5	83%	6
CVS MA957POCT WEST SPRINGFIELD		6			6
PR HEALTH		1	5	83%	6
WILLOWS AT WILDWOOD, THE		2	4	67%	6
ALL4KIDZ PEDIATRICS LLC		3	3	50%	6
CENTRAL FLORIDA PRIMARY CARE			6	100%	6
MEDICAL CENTER AT OCEAN REEF		1	5	83%	6
ANTHONY-BROWN PHARMACY		6			6
SOUTHEASTERN DERMATOLOGY GROUP PA		5	1	17%	6
Madison Health & Rehabilitation		6			6
PREMIER FAMILY HEALTH PA			6	100%	6
BETHESDA COMMUNITY HEALTH CENTER			6	100%	6
FYZAMEDICAL, LLC		6			6
REDMED OF CROSSTOWN		3	3	50%	6
CVS PA1296POCT DREXEL HILL		4	2	33%	6
MEDEXPRESS URGENT CARE-PITTSFIELD		6			6
MEDEXPRESS URGENT CARE - MBURG COMMONS		5	1	17%	6
URGENT CARE HOUSECALLS PA		5	1	17%	6
PATHGROUP LABS, LLC		4	2	33%	6
LAKELAND VOLUNTEERS IN MEDICINE INC		4	2	33%	6
PRINCETON BMC LABORATORY		6			6
Kennedy University Hospital		5	1	17%	6
COMPUNET CLINICAL LAB			6	100%	6
OVIEDO CHILDRENS HEALTH CENTER LLC		1	5	83%	6
DEPARTMENT OF HEALTH AND HUMAN SERVICES DIVISION OF BEHAVIORAL HEALTH		1	5	83%	6
INDIANA STATE DEPARTMENT OF HEALTH LABORATORIES			6	100%	6
CVS TX2263POCT SAN ANTONIO		6			6

# COVID-19: testing by laboratory

Data through Apr 23, 2021 verified as of Apr 24, 2021 at 09:25 AM

Data in this report are provisional and subject to change.

The numbers in the table below represent the number of Florida and non-Florida residents for whom test results were received by the Department of Health. A person can be tested by more than one laboratory and can have both positive and negative results. **Therefore, the sum of the numbers in each column will be larger than the total number of people tested.**

Reporting lab	Inconclusive	Negative	Positive	Percent positive	Total
CALIFORNIA DEPARTMENT OF PUBLIC HEALTH		1	5	83%	6
PUBLIC HEALTH LAB		6			6
CVS KY4779POCT LOUISVILLE		4	2	33%	6
URGENT TEAM - MUSCLE SHOALS		6			6
FAMILY CARE MEDICAL CENTER			6	100%	6
MERCY COLLEGE HEALTH OFFICE		6			6
UNIVERISTY OF MIAMI			6	100%	6
HOLLY HILL HOME INFUSION SERVICE		5	1	17%	6
CELEBRATION PEDIATRICS PA			6	100%	6
EXCEL URGENT CARE OF PARAMUS LLC		6			6
MEDEXPRESS - NEWARK		6			6
MINUTECLINIC, LLC #07852		5	1	17%	6
RAPID MEDLAB (004M0)		5	1	17%	6
ADVANCED URGENT CARE OF MARATHON		1	5	83%	6
ATLANTIC COMMUNITY HIGH SCHOOL		5	1	17%	6
RURAL HEALTH CARE INC			6	100%	6
Kroger 673 - The Little Clinic Dallas		5	1	17%	6
PANCARE HEALTH - ALTHA PUBLIC			6	100%	6
SHEEPSHEAD BAY URGENT CARE		6			6
Oakwood - North Baldwins Center for Living		6			6
PRESBYTERIAN HOME		6			6
CVS TX8322POCT AUSTIN		6			6
WG WINDSOR WOODS SH LLC		6			6
MARTHA A PRICE MD PA		3	3	50%	6
MEDEXPRESS URGENT CARE - HUNTINGTON WE		6			6
Bon Secours Place		5	1	17%	6
OURMED		5	1	17%	6
CAREWELL 301 - WARWICK			6	100%	6
TRUSTBRIDGE			6	100%	6
DAVISON HEALTH CENTER WESLEYAN UNIVERS		6			6
CURATIVE CARE CENTER INC		1	5	83%	6
CDRX INFUSION			6	100%	6
BROWARD TRANSITIONAL CENTER			6	100%	6
MERCY URGENT CARE			6	100%	6
BNR PHARMACY INC		6			6
Northwell Lab		2	4	67%	6
ROBINSON FAMILY CLINIC PA			6	100%	6
MEDEXPRESS URGENT CARE - PRINCETON		5	1	17%	6
FLORIDA MEDICAL SPECIALISTS		2	4	67%	6
LRHS Southeastern University		4	2	33%	6
HEARTLAND HOME HEALTH CARE		6			6
ARLINGTON OF NAPLES		6			6
FLORIDA DEPARTMENT OF HEALTH SEMINOLE COUNTY		1	5	83%	6
PENN NURSING CENTER		6			6
CAMELLIA AT DEERWOOD		2	4	67%	6
PALM HARBOR DERMATOLOGY		4	2	33%	6
Enterprise Health and Rehabilitation Center		6			6

# COVID-19: testing by laboratory

Data through Apr 23, 2021 verified as of Apr 24, 2021 at 09:25 AM

Data in this report are provisional and subject to change.

The numbers in the table below represent the number of Florida and non-Florida residents for whom test results were received by the Department of Health. A person can be tested by more than one laboratory and can have both positive and negative results. **Therefore, the sum of the numbers in each column will be larger than the total number of people tested.**

Reporting lab	Inconclusive	Negative	Positive	Percent positive	Total
COVID TESTING LLC			6	100%	6
THE WINDSOR OF OCALA		2	4	67%	6
BOCA VIPEDIATRICS			6	100%	6
PARADIGM LABORATORIES			6	100%	6
CVS TX10140POCT THE WOODLANDS		5	1	17%	6
ADVENTHEALTH MEDICALGROUP PEDIATRICS AT ORLANDO		6			6
CHILDREN'S HOSPITAL OF PHILADELPHIA		5	1	17%	6
BAYSHORE POINTE NURSING AND REHAB CENTER			6	100%	6
VALSPAR CHAMPIONSHIP		6			6
CLINICAL CARE ASSOCIATES			6	100%	6
UPMC HEALTH SYSTEM		4	2	33%	6
TULLAHOMA HMA, LLC		5	1	17%	6
AMERICAN EAGLE LEESBURG AL LLC DBA VISTA LAKE			6	100%	6
CAPITAL HEALTH PLAN LABORATORIES			6	100%	6
CVS NV2928POCT LAS VEGAS		6			6
CVS PA1379POCT LANSDALE		5	1	17%	6
UT MEMPHIS UNIVERSITY HEALTH SERVICES			6	100%	6
WELLSTAR ATLANTA MEDICAL CENTER LABORA		5	1	17%	6
MEDEXPRESS URGENT CARE-HERSHEY		5	1	17%	6
MEDEXPRESS URGENT CARE - LEDGEWOOD		5	1	17%	6
MIAMI RESCUE MISSION CLINIC INC			6	100%	6
CENTRAL JERSEY URGENT CARE OF BROWN MI		6			6
UNILAB		2	4	67%	6
PROGRESS PHARMACY INC		1	5	83%	6
CELAL GUROL ERBAY, MD			6	100%	6
QUICK CARE MED WALK IN AND URGENT CARE			6	100%	6
DISCOVERY VILLAGE AT DEERWOOD			6	100%	6
FLEET LANDING			6	100%	6
MINUTECLINIC 7196		5	1	17%	6
MOUNT SINAI BROOKLYN LABORATORY		5	1	17%	6
CVS IN8669POCT INDIANAPOLIS		5	1	17%	6
MINUTECLINIC DIAGNOSTIC OF VIRGINIA, LLC		6			6
UW MEDICINE VIROLOGY LAB			6	100%	6
VIERA PEDIATRICS		1	5	83%	6
CVS IN6713POCT BLOOMINGTON		6			6
LUMADOC HEALTH		4	2	33%	6
WAKEMED		1	5	83%	6
PALMETTO HEALTH ALLIANCE		3	3	50%	6
TALLAHASSEE MEMORIAL HEALTHCARE			6	100%	6
LEHIGH REGIONAL MEDICAL CENTER LABORATORY		3	3	50%	6
NEUROSCIENCE AND SPINE ASSOCIATES, PL		5	1	17%	6
COVID RAPID LABS		1	5	83%	6
UT SOUTHWESTERN MEDICAL CENTER			6	100%	6
CVS MA1852POCT MEDWAY		6			6
THE CLINIC PREMISE HEALTH			6	100%	6
AMERICAN HEALTH ASSOC. LABORATORY SOUTH		4	2	33%	6
FLORIDA DEPARTMENT OF HEALTH IN SARASOTA COUNTY		5	1	17%	6

# COVID-19: testing by laboratory

Data through Apr 23, 2021 verified as of Apr 24, 2021 at 09:25 AM

Data in this report are provisional and subject to change.

The numbers in the table below represent the number of Florida and non-Florida residents for whom test results were received by the Department of Health. A person can be tested by more than one laboratory and can have both positive and negative results. **Therefore, the sum of the numbers in each column will be larger than the total number of people tested.**

Reporting lab	Inconclusive	Negative	Positive	Percent positive	Total
CVS MINUTE CLINIC DIAGNOSTIC OF TEXAS		5	1	17%	6
UNILAB OF DADE INC			6	100%	6
MEDEXPRESS URGENT CARE SHADYSIDE		5	1	17%	6
MEDI PARTNERS OF S FLORIDA LLC		6			6
FAMILY TREE PRIMARY CARE		5	1	17%	6
FLORIDA WOMAN CARE LABORATORY			6	100%	6
UF HEALTH PATHOLOGY LABORATORIES			6	100%	6
FLORIDA DEPARTMENT OF HEALTH IN MIAMI DADE COUNTY		5	1	17%	6
CVS TX7821POCT LEAGUE CITY		6			6
CVS SC5550POCT CLOVER		5	1	17%	6
CVS PA5241POCT CHALFONT		6			6
HEART OF FLORIDA HEALTH CENTER INC		1	5	83%	6
MEDEXPRESS URGENT CARE-SCOTT TOWNSHIP		5	1	17%	6
PELICAN LANDING		1	5	83%	6
MANATEE MEMORIAL HOSPITAL CLINICAL LABORATORY			6	100%	6
LPG COCONUT POINT - FAMILY/ INTERNAL MEDICINE		6			6
NORTH FLORIDA PEDIATRICS JASPER			6	100%	6
LAKEVIEW TERRACE HOME HEALTH SERVICES LLC			6	100%	6
MEDEXPRESS URGENT CARE - WAXAHACHIE, N HIGHWAY 77		4	2	33%	6
PIEDMONT HENRY HOSPITAL, INC		6			6
ADVENT HEALTH - TUSKAWILLA		4	2	33%	6
MINUTECLINIC MINUTECLINIC #921		6			6
MILLER COUNTY HOSPITAL		6			6
DOCTORS OFFICE OF NEW JERSEY		6			6
DIXIE COUNTY EMERGENCY SERVICES			6	100%	6
MINUTECLINIC LLC #5041		2	4	67%	6
MEDEXPRESS URGENT CARE MURRYSVILLE		4	2	33%	6
CVS MI8049POCT WATERFORD		5	1	17%	6
ELITE MEDICAL CENTER		1	5	83%	6
SANTOS REHABILITATION CENTER INC			6	100%	6
MCKENZIE-WILLAMETTE MEDICAL CENTER LAB		6			6
CVS SC5479POCT INDIAN LAND		6			6
HELIX KH UC		1	5	83%	6
ALLEGRO FLEMING ISLAND		1	5	83%	6
REVA INC		2	4	67%	6
FLORIDA HEALTHCARE OF ORLANDO		1	5	83%	6
ASCENSION ST VINCENT'S CLAY COUNTY			6	100%	6
PHYSICIANS URGENT CARE BERRY FARMS		4	2	33%	6
MINUTECLINIC DIAGNOSTIC OF TN PC #442		4	2	33%	6
MINUTECLINIC DIAGNOSTIC OF KENTUCKY		6			6
CVS TX1104POCT ALLEN		6			6
DEPARTMENT OF HEALTH AND HUMAN SERVICES STATE OF NEW HAMPSHIRE			6	100%	6
IVY ROSEN MD PLLC		6			6
XPRESS URGENT CARE LLC		6			6
MARSHALL MEDICAL CENTER SOUTH LAB		5	1	17%	6
WIREGRASS MEDICAL CENTER			6	100%	6
SANITAS LAUDERDALE LAKES			6	100%	6



# COVID-19: testing by laboratory

Data through Apr 23, 2021 verified as of Apr 24, 2021 at 09:25 AM

Data in this report are provisional and subject to change.

The numbers in the table below represent the number of Florida and non-Florida residents for whom test results were received by the Department of Health. A person can be tested by more than one laboratory and can have both positive and negative results. **Therefore, the sum of the numbers in each column will be larger than the total number of people tested.**

Reporting lab	Inconclusive	Negative	Positive	Percent positive	Total
MINUTECLINIC MINUTECLINIC #3665		6			6
MEDEXPRESS - COLLINSVILLE BELT LINE		4	2	33%	6
Advanced Care Center			6	100%	6
MINUTECLINIC #2797		6			6
CVS NC6402POCT DAVIDSON		4	2	33%	6
CVS NH6596POCT HAMPTON		6			6
TEXAS MEDCLINIC			6	100%	6
CVS MA2401POCT MARSHFIELD		5	1	17%	6
TAMIAMI LAB MILLENIUM			6	100%	6
CVS NJ2815POCT E BRUNSWICK		4	2	33%	6
ADVENTHEALTH CAR CENTER APOPKA			6	100%	6
ADVENTHEALTH CELEBRATION EMPLOYEE CLINIC		6			6
CVS CT718POCT ANSONIA		6			6
PROHEALTH MED		1	5	83%	6
AMERICAN MEDICAL RESPONSE - DENVER		3	3	50%	6
CVS NC5532POCT SUMMERFIELD		6			6
GENTLE MEDICINE ASSOCIATES / DR. REGINE BATAILLE		6			6
FIRST COAST CARDIOVASCULAR INSTITUTE PA			6	100%	6
BETH ISRAEL DEACONESS MEDICAL CENTER			6	100%	6
TIMBER CREEK PEDIATRICS		6			6
MINUTECLINIC DIAG OF IND, LLC #10190		5	1	17%	6
CONCENTRA			6	100%	6
CVS OH2518POCT COLUMBUS		5	1	17%	6
CVS IN6654POCT INDIANAPOLIS		5	1	17%	6
THE PALMS REHABILITATION AND HEALTHCARE CENTER		5	1	17%	6
BAYCARE ALLIANT HOSPITAL			6	100%	6
MEDEXPRESS URGENT CARE - ELM GROVE		5	1	17%	6
VILLAGES HEALTH, THE		4	2	33%	6
BROOKDALE CLERMONT			6	100%	6
BROWARD COUNTY HEALTH DEPT.			6	100%	6
LOS ALAMOS NATIONAL LABORATORY		6			6
MEDEXPRESS URGENT CARE, CHAMBERSBURG		5	1	17%	6
GUTHRIE MEDICAL GROUP LABORATORIES		6			6
MINUTECLINIC DIAG OF IND LLC #6840		5			5
CVS MA2172POCT NORTH GRAFTON		5			5
RHEA MEDICAL CENTER		5			5
JUPITER ISLAND MEDICAL CLINIC INC		5			5
Hillspring of Springboro		5			5
FRESENIUS MEDICAL CARE			5	100%	5
ADVENT HEALTH MEDICAL GROUP		4	1	20%	5
Samuel S. Stratton VAMC		5			5
JOHN T MACKAY MD			5	100%	5
MINUTECLINIC, LLC #7139		5			5
MEDEXPRESS URGENT CARE - WALDORF, CRAIN HWY		5			5
EGL GENETICS DIAGNOSTICS			5	100%	5
ABSOLUTE HEALTH		5			5
RUSH UNIVERSITY MEDICAL CENTER LABORATORY			5	100%	5

# COVID-19: testing by laboratory

Data through Apr 23, 2021 verified as of Apr 24, 2021 at 09:25 AM

Data in this report are provisional and subject to change.

The numbers in the table below represent the number of Florida and non-Florida residents for whom test results were received by the Department of Health. A person can be tested by more than one laboratory and can have both positive and negative results. **Therefore, the sum of the numbers in each column will be larger than the total number of people tested.**

Reporting lab	Inconclusive	Negative	Positive	Percent positive	Total
MEDEXPRESS - NEW CASTLE, DUPONT HWY		4	1	20%	5
BAPTIST HEALTH - TOWN CENTER			5	100%	5
LIVING WATERS MEDICAL CENTER			5	100%	5
THONOTOSASSA COMMUNITY HEALTH CENTER		1	4	80%	5
GENTLE HANDS MOBILE PHLEBOTOMY			5	100%	5
MEDICAL CENTER OF BLOUNTSTOWN			5	100%	5
ADVICE FOR OPTIMAL WELLNESS		2	3	60%	5
MARION COUNTY FIRE RESCUE		3	2	40%	5
MEDEXPRESS URGENT CARE HUNTINGTON		5			5
MID - FLORIDA PATHOLOGY LLC		1	4	80%	5
CVS NC3853POCT BURLINGTON		4	1	20%	5
CELERION			5	100%	5
THE RETREAT AT PORT ORANGE			5	100%	5
CVS IN6757POCT COLUMBUS		5			5
WASHINGTON COLLEGE HEALTH SERVICES		5			5
PATIENT FIRST - LEESBURG			5	100%	5
AUGUSTA HEALTH			5	100%	5
MEDEXPRESS URGENT CARE - MOUNTAIN HOME		4	1	20%	5
URGENT MED INC		3	2	40%	5
CVS TN6414POCT SMYRNA		3	2	40%	5
MINUTECLINIC DIAG OF IND, LLC #6910		5			5
DAVENPORT PEDIATRICS PA		1	4	80%	5
CHELSEA NYC LAB		5			5
MINUTECLINIC, LLC #1431		4	1	20%	5
UNIVERISTY OF MEMPHIS ATHLETIC TRAINI		5			5
GARDENS PEDIATRICS			5	100%	5
UCF STUDENT HEALTH SERVICES LABORATORY		2	3	60%	5
FHPG FAMILY MEDICAL CENTER OF TAMPA BAY		1	4	80%	5
OMNICARE PHARMACY OFTEXAS 1, LP DBA OMNICARE		5			5
DEPARTMENT OF HEALTH AND HUMAN SERVICES LANSING			5	100%	5
PIEDMONT HOSPITAL LAB			5	100%	5
Life Care Center of Estero			5	100%	5
TANNER MEDICAL CENTER EAST AL		5			5
MORGAN STANLEY HEALTH CENTER		5			5
AMAVIDA		5			5
ALPHADERA LABS, LLC			5	100%	5
UNIVERSITY OF CHICAGO MEDICAL CENTER LAB			5	100%	5
MIZELL MEMORIAL HOSPITAL			5	100%	5
BROOKDALE NEW PORT RICHEY			5	100%	5
BAYSHORE LABORATORY		4	1	20%	5
CVS IN5696POCT FORT WAYNE		5			5
BUEN PASTOR MEDICAL CENTER, INC			5	100%	5
CFS WELLNESS AND MED SPA LLC			5	100%	5
PEDIATRIC URGENT HEALTH CARE			5	100%	5
FORSYTH HOUSE			5	100%	5
PM PEDIATRICS OF SELDEN		3	2	40%	5
FRANCES WARDE MEDICAL LABORATORY		2	3	60%	5

# COVID-19: testing by laboratory

Data through Apr 23, 2021 verified as of Apr 24, 2021 at 09:25 AM

Data in this report are provisional and subject to change.

The numbers in the table below represent the number of Florida and non-Florida residents for whom test results were received by the Department of Health. A person can be tested by more than one laboratory and can have both positive and negative results. **Therefore, the sum of the numbers in each column will be larger than the total number of people tested.**

Reporting lab	Inconclusive	Negative	Positive	Percent positive	Total
WATERTOWN URGENT CARE PLLC		5			5
NORTHSIDE HOSPITAL- CHEROKEE		4	1	20%	5
PRECISION LABS LLC		2	3	60%	5
PHYSICIANS IMMEDIATE CARE ELGIN			5	100%	5
LPG PEDIATRICS AT CAPE CORAL		5			5
BIOTECH CLINICAL LABORATORY			5	100%	5
MINUTECLINIC, DIAGNOSTIC OF TEXAS, LLC		5			5
SEASIDE MANOR			5	100%	5
MINUTECLINIC DIAGNOSTIC OF PENNSYLVAN		4	1	20%	5
HUNT CLUB MEDICAL CARE			5	100%	5
RIVERVIEW ALF OPERATOR LLC			5	100%	5
CHAMPLAIN VALLEY PHYSICIANS HOSPITAL		3	2	40%	5
QUEST DIAGNOSTICS PSC		1	4	80%	5
NORTHERN MICHIGAN UNIVERSITY ATHLETICS		5			5
PINECREST PEDIATRICS GROUP LLC			5	100%	5
KEYSTONE REHABILITATION AND HEALTH CENTER		1	4	80%	5
WELLMED AT FORT PIERCE		3	2	40%	5
RELIANT IMMUNE DIAGNOSTICS			5	100%	5
MINUTECLINIC DIAGNOSTIC OF OHIO #6139		5			5
NEW YORK PHYSICIANS LLP		5			5
SARASOTA IMMEDIATE CARE			5	100%	5
EASTCHESTER PEDIATRIC MEDICAL GROUP		5			5
QUINTON MEMORIAL HEALTH CARE CENTER		5			5
PARADISE VILLA ALF INCORPORATED		5			5
PRINCIPLE HOSPICE SERVICE, LLC			5	100%	5
BRIGHAM AND WOMEN'S HOSPITAL		1	4	80%	5
ENT AND ALLERGY ASSOCIATES OF FLORIDA, LLC			5	100%	5
DISCOVERY VILLAGE AT STUART		2	3	60%	5
MEDEXPRESS URGENT CARE - WILKES BARRE		4	1	20%	5
PREMIER MEDICAL LABORATORY	1	2	2	40%	5
MINUTECLINIC DIAGNOSTIC OF PENNSYLVANIA, LLD #1545		5			5
FLORIDA DEPARTMENT OF HEALTH - INVERNESS		3	2	40%	5
PREMIER PEDIATRICS		1	4	80%	5
XRL SXF REF LAB		5			5
CVS MA1095POCT AMHERST		4	1	20%	5
HACKENSACK UNIV MED CTR-PATHOLOGY DEPT		5			5
MINIUTECLINIC DIAG OF IND, LLC #6553		5			5
LABCORP UNSPECIFIED		5			5
MEDEXPRESS URGENT CARE - DANVILLE		5			5
ST BARNABAS HOSPITAL		5			5
QUALITY MEDICAL CARE			5	100%	5
CVS IL8751POCT CHICAGO		5			5
EAST BANK HOSPITAL - UNIVERSITY OF MINNESOTA MEDICAL CENTER			5	100%	5
FOUNDCARE, INC			5	100%	5
REHABILITATION CENTER AT JUPITER GARDENS		5			5
MIAMI CANCER INSTITUTE			5	100%	5
ATLANTA PLUS URGENT CARE			5	100%	5

# COVID-19: testing by laboratory

Data through Apr 23, 2021 verified as of Apr 24, 2021 at 09:25 AM

Data in this report are provisional and subject to change.

The numbers in the table below represent the number of Florida and non-Florida residents for whom test results were received by the Department of Health. A person can be tested by more than one laboratory and can have both positive and negative results. **Therefore, the sum of the numbers in each column will be larger than the total number of people tested.**

Reporting lab	Inconclusive	Negative	Positive	Percent positive	Total
CVS AZ10150POCT PHOENIX		4	1	20%	5
DOCTORS HOSPITAL OF AUGUSTA		5			5
Walker BaptistMedCtr		4	1	20%	5
BAYCARE MEDICAL GROUP, INC		5			5
SUTTER TRACY COMMUNITY HOSPITAL			5	100%	5
NIBHA MEDIRATTA MD PL			5	100%	5
BAPTIST HOSPITAL EMPLOYEE HEALTH OFF			5	100%	5
ARC POINT LABS OF AUSTIN NORTH			5	100%	5
HELIX DIAGNOSTIX		2	3	60%	5
MEDICAL CENTER, THE		5			5
ELDER ALTERNATIVES INC		3	2	40%	5
CARENOW URGENT CARE - WINTER SPRINGS		4	1	20%	5
REGIONAL MEDICAL CENTER BAYONET POINT			5	100%	5
LEVY COUNTY DEPT. OF PUBLIC SAFETY		2	3	60%	5
POWERS PEDIATRICS			5	100%	5
CVS MA507POCT LEOMINSTER		4	1	20%	5
CVS MINUTE CLINIC DIAGNOSTIC MED GRP OF CAL		5			5
CVS MA1845POCT WILMINGTON		4	1	20%	5
MINUTECLINIC DIAGNOSTIC OF VIRGINIA, LLC #1980		3	2	40%	5
CAREHERE LCS- EUSTIS			5	100%	5
MD NOW MEDICAL CENTER INC			5	100%	5
RURAL/METRO MIDSOUTH,		5			5
WILSON PEDIATRICS			5	100%	5
Birchaven		5			5
CLINICAL CARE INC			5	100%	5
INTERNAL MEDICINE & PRIMARY CARE ASSOCIATES, PLC			5	100%	5
CVS ME329POCT PORTLAND		5			5
JOE DIMAGGIO CHILDREN'S HOSPITAL		1	4	80%	5
MEDEXPRESS URGENT CARE - SOUTH PARKERSBURG		5			5
MEDEXPRESS URGENT CARE - FREDERICK		5			5
CYPRESS CREEK MEDICAL CENTER			5	100%	5
ATLANTIC SURGERY CENTER OF JACKSONVILLE BEACH		5			5
LAKE MARY HEALTH AND REHABILITATION CENTER		1	4	80%	5
VEIL VALLEY MEDICAL CENTER			5	100%	5
TIFT REGIONAL HLTH SYSTEM, INC DBA SOU		5			5
NORTHPORT MEDICAL CENTER LAB		5			5
RIO PINAR HEALTH CARE			5	100%	5
ADVENTHEALTH ORLANDO INTERNATIONAL AIRPORT			5	100%	5
PICHARDO CLINIC, THE		3	2	40%	5
CVS TX5877POCT PEARLAND		5			5
MEDEXPRESS URGENT CARE - BECKLEY CROSS		4	1	20%	5
ST JOHNS BIOMEDICAL LAB		5			5
Army Residence Community		5			5
INVERNESS FAMILY CARE HIGH RISK PLLC			5	100%	5
ALLIANCE FOR MULTISPECIALTY RESEARCH		5			5
CVS MA447POCT NORTHAMPTON		3	2	40%	5
INNOVATIVE COVID-DIVERSEY			5	100%	5

# COVID-19: testing by laboratory

Data through Apr 23, 2021 verified as of Apr 24, 2021 at 09:25 AM

Data in this report are provisional and subject to change.

The numbers in the table below represent the number of Florida and non-Florida residents for whom test results were received by the Department of Health. A person can be tested by more than one laboratory and can have both positive and negative results. **Therefore, the sum of the numbers in each column will be larger than the total number of people tested.**

Reporting lab	Inconclusive	Negative	Positive	Percent positive	Total
SOUTHEAST GEORGIA PHYSICIAN ASSOCIATES		4	1	20%	5
FRESENIUS KIDNEY CARE SOUTH ORLANDO			5	100%	5
THE UNIVERSITY OF VERMONT MEDICAL CENTER		4	1	20%	5
PIEDMONT NEWNAN HOSPITAL		4	1	20%	5
LABS PLUS LLC		5			5
JACKSON SOUTH COMMUNITY HOSPITAL LAB			5	100%	5
KETTERING HEALTH			5	100%	5
CVS TN7698POCT KNOXVILLE		5			5
IMMERSION RESIDENTIAL LLC			5	100%	5
WINCHESTER MEDICAL CENTER			5	100%	5
NORTHSIDE MEDICAL CENTER		5			5
PEDIATRICS OF CENTRAL FLORIDA – POINCIANA		3	2	40%	5
ELITE CARE			5	100%	5
REELFOOT FAMILY WALK IN CLINIC		4	1	20%	5
Edward Hines, Jr. VA Hospital		4	1	20%	5
SIGNATURE URGENT CARE			5	100%	5
NOVANT HEALTH UVA		2	3	60%	5
UNIVERSITY OF MIAMI / SCCC RESEARCH LABORATORY			5	100%	5
COVENANT COLLEGE HEALTH SERVICES		5			5
NORTH SHORE HEMATOLOGY-ONCOLOGY ASSOCIATES, PC		5			5
CVS AZ9210POCT SCOTTSDALE		5			5
WHITE WILSON MEDICAL CENTER - FWB		1	4	80%	5
LAKEVIEW HEALTHCARE SYSTEM LLC			5	100%	5
Kroger 099 - The Little Clinic Fort Collins		5			5
MEDEXPRESS URGENT CARE - BRIDGEVILLE		5			5
SCIENCE CARE			5	100%	5
RUSSELL SAGE COLLEGE WELLNESS CENTER		5			5
FINLAY		1	4	80%	5
INVESCLINIC US, LLC		5			5
STEUBEN COUNTY PUBLIC HEALTH		5			5
WEST PACIFIC MEDICAL LABORATORY			5	100%	5
LAKE NONA PEDIATRICS IN ASSOCIATION WITH NEMOURS		5			5
CVS CA9606POCT TEMECULA		5			5
USCG SECTOR ST PETE		1	4	80%	5
MIAMI MEDICAL CONSULTANT PA			5	100%	5
FLORIDA PRIMARY & SPECIALTY CARE		5			5
CFP PHYSICIANS GROUP			5	100%	5
CITRUS HEALTH NETWORK INC		2	3	60%	5
NATURE COAST PRIMARY CARE LAB LLC		1	4	80%	5
COMMONS AT ORLANDO LUTHERAN TOWERS SNF			5	100%	5
SOUTH FLORIDA FAMILY HEALTH & RESEARCH CTR			5	100%	5
CVS PA2688POCT COLLEGEVILLE		5			5
OCCMED SOLUTIONS		2	3	60%	5
URGENT CARE COASTAL GA			5	100%	5
LAKE COUNTY DETENTION CENTER		3	2	40%	5
BOROPARK URGENT CARE		4	1	20%	5
NORTH DADE NURSING AND REHABILITATION CENTER			5	100%	5



# COVID-19: testing by laboratory

Data through Apr 23, 2021 verified as of Apr 24, 2021 at 09:25 AM

Data in this report are provisional and subject to change.

The numbers in the table below represent the number of Florida and non-Florida residents for whom test results were received by the Department of Health. A person can be tested by more than one laboratory and can have both positive and negative results. **Therefore, the sum of the numbers in each column will be larger than the total number of people tested.**

Reporting lab	Inconclusive	Negative	Positive	Percent positive	Total
ADVENTHEALTH MEDICAL GROUP FAMILY AND INTERNAL		4	1	20%	5
THE LITTLE CLINIC			5	100%	5
MEDEXPRESS URGENT CARE FOX CHAPEL		5			5
CVS IL8750POCT CHICAGO		3	2	40%	5
METHODIST HEALTHCARE UNIVERSITY HOSPIT		5			5
ADVANCED HEART CARE OF SOUTH FLORIDA		5			5
THE CLINIC OF PEDIATRICS & GI MEDICINE, INC			5	100%	5
FLORIDA HOSPITAL LAKE MARY		5			5
LAFAYETTE NURSING AND REHAB			5	100%	5
CARENOW URGENT CARE - CENTRAL AUSTIN		1	4	80%	5
HENDRY REGIONAL CONVENIENT CARE CENTER			5	100%	5
FAMILY TREE DNA			5	100%	5
WOODHULL MEDICAL AND MENTAL HEALTH CTR		5			5
COLUMBIA MEMORIAL HOSPITAL LABORATORY		5			5
ARKANSAS DEPARTMENT OF HEALTH			5	100%	5
MD ANDERSON CANCER CENTER DI BAY AREA			5	100%	5
CVS MD1515POCT LEONARDTOWN		4	1	20%	5
COOPER HOSPITAL/UNIVERSITY MEDICAL		5			5
UNC HOSPITAL/MCLENDON CLINICAL LABORATORIES			5	100%	5
DOCTORS HOSPITAL LAB MEDICAL OFFICE BUILDING			5	100%	5
CVS NJ862POCT MARLBORO		5			5
ST JOSEPHS HOSPITAL PATHOLOGY LAB		4	1	20%	5
MINUTECLINIC, LLC (CLINIC 10928)		5			5
GULF COAST VETERANS HCS PANAMA CITY OPC		5			5
HEALTHCARE NETWORK OF SOUTHWEST FLORIDA			5	100%	5
MEDEXPRESS URGENT CARE- COLUMBIA HEIGH		5			5
DOCS URGENT CARE		1	4	80%	5
AHC Decatur County		5			5
Charles George VAMC		5			5
MASSASHUSETTS STATE LAB INSTITUTE		2	3	60%	5
CLINICAL PATHOLOGY LABORATORIES			5	100%	5
PEDIATRICS OF ALTAMONTE		5			5
MINUTECLINIC DIAG OF IND, LLC #8645		5			5
PRL NYC PANDEMIC RESPONSE LAB			5	100%	5
STARMED FAMILY & URGENT CARE			5	100%	5
MINNESOTA DEPARTMENT OF HEALTH PUBLIC HEALTH LABORATORY DIVISION	1		4	80%	5
GENEVA GENERAL HOSPITAL LABORATORY		3	2	40%	5
CVS OH10893POCT PARMA		2	3	60%	5
OCHSNER MEDICAL CENTER			5	100%	5
ADVANCED PEDIATRICS OF BOCA LLC			5	100%	5
CVS GA2279POCT SUWANEE		5			5
MENORAH MANOR			5	100%	5
FLAGLER HEALTH SERVICES INC			5	100%	5
CVS AZ9290POCT PHOENIX		4	1	20%	5
CLINICAL LABORATORIES OF THE BUFFALO		4	1	20%	5
MEDEXPRESS URGENT CARE PLEASANT HILLS		4	1	20%	5
PRECISION DIAGNOSTICS INC - NJ		5			5

# COVID-19: testing by laboratory

Data through Apr 23, 2021 verified as of Apr 24, 2021 at 09:25 AM

Data in this report are provisional and subject to change.

The numbers in the table below represent the number of Florida and non-Florida residents for whom test results were received by the Department of Health. A person can be tested by more than one laboratory and can have both positive and negative results. **Therefore, the sum of the numbers in each column will be larger than the total number of people tested.**

Reporting lab	Inconclusive	Negative	Positive	Percent positive	Total
CVS NV408817POCT LAS VEGAS		1	4	80%	5
CLEVELAND CLINIC MARTIN HEALTH NURSING & RESTORATIVE		5			5
BLUETAIL MEDICAL GROUP, LLC		4	1	20%	5
CVS MO10053POCT SAINT PETERS		5			5
MEDEXPRESS URGENT CARE - LOGAN		5			5
BROWARD MEDICAL AND URGENT CARE		5			5
INFECTION CONTROL/ EMPHEALTH		3	2	40%	5
FIFTH AVENUE PEDIATRICS		3	2	40%	5
Kroger 449 - The Little Clinic Mountain Park		4	1	20%	5
FLORIDA PRIMARY CARE AND SPORTS MEDICINE INC		2	3	60%	5
CVS PA10034POCT PITTSBURGH		5			5
OPTUMCARE FLORIDA, LLC		3	2	40%	5
SAFETY HARBOR SENIOR LIVING			5	100%	5
GRADY MEMORIAL HOSPITAL/MICRO			5	100%	5
CARL R DARNALL ARMY MEDICAL CENTER			5	100%	5
WILLOW CREEK RETIREMENT CENTER		5			5
DELAWARE PUBLIC HEALTH LABORATORY		2	3	60%	5
APOLLO GARDENS RETIREMENT RESIDENCE CARE		5			5
HILLSBOROUGH COUNTY HEALTH DEPARTMENT			5	100%	5
MINUTE CLINIC LLC #1831		5			5
SPRINGHILL SENIOR RESIDENCE		5			5
MEDEXPRESS URGENT CARE LAVALE		5			5
LIFEPLUS HEALTHCARE GROUP INC		5			5
BEACH HOUSE		5			5
CVS OH3393POCT AURORA		4	1	20%	5
FALLSBURG CHAI		5			5
PUTNAM HOSPITAL CENTER LABORATORY		5			5
INDIAN RIVER PRIMARY CARE PA		5			5
AEL KNOXVILLE			5	100%	5
MEDICAL UNIVERSITY SC HOSPITAL			5	100%	5
CVS MA394POCT SEEKONK		5			5
CAPE COD HOSPITAL			5	100%	5
CVS NC2771POCT CLAYTON		4	1	20%	5
MEDEXPRESS URGENT CARE MARTINSBURG		3	2	40%	5
MED EXPRESS URGENT CARE PC - MARYLAND		4	1	20%	5
MEASE CONTINUING CARE		3	2	40%	5
FLORIDA CLINICAL LABORATORY - BIOREFERENCE LABORATORIES		2	3	60%	5
THE DOCTORS CENTER HEALTHCARE-SOUTHSIDE		1	4	80%	5
SOUTH BEND MEDICAL FOUNDATION			5	100%	5
DIAGNOSTECHS		4	1	20%	5
SONATA VERO BEACH		5			5
ST VINCENTS AMBULATORY CARE INC		3	2	40%	5
SJH			5	100%	5
JOSEPH SCHENKER MD PC		5			5
CVS SC1540POCT MYRTLE BEACH		4	1	20%	5
WALGREENS# 00323		5			5
EAST CENTRAL FLORIDA OUT PATIENT IMAGING			5	100%	5

# COVID-19: testing by laboratory

Data through Apr 23, 2021 verified as of Apr 24, 2021 at 09:25 AM

Data in this report are provisional and subject to change.

The numbers in the table below represent the number of Florida and non-Florida residents for whom test results were received by the Department of Health. A person can be tested by more than one laboratory and can have both positive and negative results. **Therefore, the sum of the numbers in each column will be larger than the total number of people tested.**

Reporting lab	Inconclusive	Negative	Positive	Percent positive	Total
AHF PUBLIC HEALTH LABORATORY			5	100%	5
HAWTHORNE HEALTH AND REHABILITATION			5	100%	5
COPELAND MEDICAL CLINIC		3	2	40%	5
NORTHWOOD UNIVERSITY-BENNETT SPORTS CENTER		5			5
DICKSON MEDICAL ASSOCIATES PC PATH LAB		4	1	20%	5
URGENT CARE OF ERWIN		5			5
MINUTECLINIC # 21110		3	2	40%	5
CVS SC4122POCT TAYLORS		5			5
WESTMINSTER SHORES			5	100%	5
INSTANT MEDICAL CARE CENTER		4	1	20%	5
DEPARTMENT OF HEALTH AND HUMAN SERVICES		2	2	50%	4
CENTERPLACE HEALTH, INC			4	100%	4
MEMORIAL HEALTHCARE SYSTEM		1	3	75%	4
ST JOHN'S RIVERSIDE HOSPITAL		3	1	25%	4
CHILDREN'S MEDICAL GROUP		4			4
CVS IN7653POCT EVANSVILLE		3	1	25%	4
JOHNNIE RUTH CLARKE LAB			4	100%	4
FISHERMEN'S HOSPITAL			4	100%	4
BAYLOR ESOTERIC AND MOLECULAR LAB			4	100%	4
MEDEXPRESS URGENT CARE - SUMMERSVILLE, WEBSTER RD		4			4
ANY LAB TEST FAST CORP		3	1	25%	4
RIVER CITY MEDICAL ASSOCIATES INC			4	100%	4
FLORIDA CANCER SPECIALISTS AND RESEARCH		2	2	50%	4
SACRED HEART HEALTH SYSTEMS INC			4	100%	4
NDX-CORE LAB			4	100%	4
CAREMOUNT MEDICAL PC - BEDFORD URGENT		4			4
BIOTEST PLASMA CENTER		4			4
POINTE MEDICAL SERVICES INC		2	2	50%	4
EXCEL URGENT CARE OF NJ, LLC		2	2	50%	4
MEDEXPRESS URGENT CARE, LANCASTER WEST		2	2	50%	4
MINUTECLINIC DIAGNOSTIC OF OHIO #5060		4			4
HOME DOCS		2	2	50%	4
HAVEN CUSTEAD CARE CENTER		1	3	75%	4
ADVENTHEALTH NEW SMYRNA BEACH COMMUNITY HEALTH			4	100%	4
CVS IL7017POCT BLOOMINGTON		4			4
GUTHRIE CORNING HOSPITAL LABORATORY		4			4
DEPARTMENT OF PATHOLOGY ROME MEMORIAL		3	1	25%	4
NEXT BIO RESEARCH SERVICES, LLC		1	3	75%	4
MOBILE URGENT CARE			4	100%	4
PINELLAS POINT NURSING AND REHAB			4	100%	4
CORTLAND REGIONAL MEDICAL CENTER		4			4
COLONIAL MEDICAL CENTER-EAST ORLANDO			4	100%	4
MINUTECLINIC, LLC #5707		4			4
MONTEFIORE MEDICAL CENTER LABS MONTEFIORE		3	1	25%	4
MEDEXPRESS URGENT CARE - MARKHAM STREE		3	1	25%	4
INTERMARKET FACILITY			4	100%	4
STANFORD HEALTH CARE ANATOMIC PATHOLOGY & CLINICAL LAB			4	100%	4

# COVID-19: testing by laboratory

Data through Apr 23, 2021 verified as of Apr 24, 2021 at 09:25 AM

Data in this report are provisional and subject to change.

The numbers in the table below represent the number of Florida and non-Florida residents for whom test results were received by the Department of Health. A person can be tested by more than one laboratory and can have both positive and negative results. **Therefore, the sum of the numbers in each column will be larger than the total number of people tested.**

Reporting lab	Inconclusive	Negative	Positive	Percent positive	Total
Hunterdon Medical Center Laboratory		4			4
MINUTECLINIC DIAG OF IND, LLC #6483		2	2	50%	4
CHILDREN'S HEALTHCARE OF ATLANTA		4			4
FAMILY MEDICAL CLINIC HOMESTEAD, LLC			4	100%	4
SOUTH FLORIDA RESEARCH ORGANIZATION			4	100%	4
COMMUNITY HEALTH CENTERS INC			4	100%	4
MONTANA DEPARTMENT OF PUBLIC HEALTH & HUMAN SERVICES			4	100%	4
Mill Valley Care Center		4			4
CVS MN6811POCT PLYMOUTH		4			4
LB Broen Home		4			4
CVS IN6572POCT INDIANAPOLIS		4			4
CVS IL1170POCT JOLIET		4			4
L3HARRIS FAMILY MEDICAL CENTER			4	100%	4
REMEDY URGENT CLINIC		2	2	50%	4
SINAI PLAZA NURSING AND REHAB CENTER			4	100%	4
MINUTECLINIC DIAGNOSTIC OF WISCONSIN, LLC		4			4
MAILBOX DIAGNOSTICS		2	2	50%	4
CVS GA5622POCT DALLAS		3	1	25%	4
CARNEGIE HILL PEDIATRICS LLP		3	1	25%	4
CVS PA258POCT MCKEES ROCKS		4			4
MONROE COUNTY DEPT OF PUBLIC HEALTH ST		4			4
CVS IN6551POCT MOORESVILLE		3	1	25%	4
URGENT CARE - OCONEE		2	2	50%	4
DYNACARE LABORATORIES			4	100%	4
ACCENT PHYSICIAN SPECIALISTS PA		4			4
LIFEHOPE LABS			4	100%	4
GILCHRIST COUNTY HEALTH DEPT			4	100%	4
Kroger 895 - The Little Clinic Green Hills		4			4
FLORIDA HOSPITAL PHYSICIANS GROUP		1	3	75%	4
MEDEXPRESS URGENT CARE NORWIN		4			4
Crowne Health Care of Greenville		4			4
MEDEXPRESS URGENT CARE - WESTFIELD, E MAIN ST		3	1	25%	4
HCR ManorCare Greentree		4			4
Marian Manor, Inc		4			4
WILLIAM A HINTON STATE LABORATORY INSTITUTE		1	3	75%	4
CVS PA1193POCT JENKINTOWN		4			4
BELLIN HEALTH LAB		1	3	75%	4
INFINITI LABS INC			4	100%	4
Health Care Center of Jacksonville			4	100%	4
MPG JACKSONVILLE ATLANTIC BLVD		1	3	75%	4
Kroger 124 - The Little Clinic University		3	1	25%	4
MEDEXPRESS URGENT CARE- FORT WORTH N T		4			4
SOFTCELL L-FORM LABORATORIES, LLC		1	3	75%	4
SOUTHEAST GEORGIA HEALTH SERVICES, LLC		4			4
PATIENT FIRST - ALLENTOWN			4	100%	4
AIRCARE INTERNATIONAL		4			4
AFC URGENT CARE GUNBARREL			4	100%	4

# COVID-19: testing by laboratory

Data through Apr 23, 2021 verified as of Apr 24, 2021 at 09:25 AM

Data in this report are provisional and subject to change.

The numbers in the table below represent the number of Florida and non-Florida residents for whom test results were received by the Department of Health. A person can be tested by more than one laboratory and can have both positive and negative results. **Therefore, the sum of the numbers in each column will be larger than the total number of people tested.**

Reporting lab	Inconclusive	Negative	Positive	Percent positive	Total
Kroger 186 - The Little Clinic Holiday Manor		3	1	25%	4
PEACEHEALTH LABORATORIES		3	1	25%	4
Metro West Nursing and Rehab			4	100%	4
FLORIDA MEDICAL CENTER		1	3	75%	4
CELEBRATION PEDIATRICS			4	100%	4
MINUTECLINIC DIAG OF IND, LLC #6908		4			4
BELL-MINOR HOME		4			4
CVS CA8850POCT HUNTINGTON BEACH		3	1	25%	4
CVS TX5807POCT PEARLAND		4			4
SOUTHLAND SUITES OF LAKE LAND			4	100%	4
REGIONAL MEDICAL LAB			4	100%	4
BAPTIST HOSPITAL NURSING/PATIENT CARE			4	100%	4
H/L of WEst AShley Rhabilitation and Nursing Center		4			4
BETHPAGE EXTENDED HOURS CENTER		4			4
FLORIDA HOSPITAL ALTAMONTE		2	2	50%	4
PM PEDIATRICS OF BAYSIDE, PLLC - MANHASSET		4			4
CONSULATE HEATH CARE AT WEST ALTAMONTE			4	100%	4
Bethany Health and Rehab		4			4
DTR LABS		3	1	25%	4
CVS CA9823POCT SACRAMENTO		4			4
UNION CITY MANOR NURSING CENTER		4			4
PDL PHARMACY CORP			4	100%	4
COMMUNITY HEALTH CENTER OF WEST PALM BEACH			4	100%	4
BETTERMED URGENT CARE			4	100%	4
FLORENCE - HUNTSVILLE HOSPITAL URGENT CARE		3	1	25%	4
CVS NJ715POCT WAYNE		4			4
MOUNT SINAI AVENTURA DIAGNOSTIC CENTER			4	100%	4
Heartland of Boynton Beach			4	100%	4
CAPTAIN JAMES A. LOVELL FEDERAL HEALTHCARE CENTER			4	100%	4
GOOD SAMARITAN HOSPITAL		2	2	50%	4
Arbors at Marietta		4			4
WYOMING PUBLIC HEALTH LAB			4	100%	4
MID FLORIDA HEALTH INC			4	100%	4
Brookcrest Nursing Home		4			4
IMA MEDICAL CENTER OF OVIEDO			4	100%	4
MEDEXPRESS URGENT CARE - EAST BRUNSWICK		4			4
LEESBURG REGIONAL MEDICAL CENTER URGENT CARE			4	100%	4
ST JOSEPHS BEHAVIORAL HEALTH CENTER			4	100%	4
GASTROENTEROLOGY ASSOC OF PENSACOLA, PA		2	2	50%	4
SOMA MEDICAL CENTER PA #3 GREENACRES			4	100%	4
ADVENTHEALTH MEDICAL GROUP COMMUNITY MEDICINE		3	1	25%	4
MD NOW URGENT CARE - DELRAY WEST			4	100%	4
CREATIVE PHARMACY SOLUTIONS EAST		4			4
NEMOURS CHILDREN'S CLINIC			4	100%	4
COVENIENT CARE MEDICAL CLINIC			4	100%	4
WASHINGTON STATE DEPARTMENT OF HEALTH PUBLIC HEALTH LABORATORIES			4	100%	4
NEULIFE NEUROLOGICAL SERVICES LLC			4	100%	4



# COVID-19: testing by laboratory

Data through Apr 23, 2021 verified as of Apr 24, 2021 at 09:25 AM

Data in this report are provisional and subject to change.

The numbers in the table below represent the number of Florida and non-Florida residents for whom test results were received by the Department of Health. A person can be tested by more than one laboratory and can have both positive and negative results. **Therefore, the sum of the numbers in each column will be larger than the total number of people tested.**

Reporting lab	Inconclusive	Negative	Positive	Percent positive	Total
DEPARTMENT OF HEALTH AND ENVIRONMENTAL CONTROL			4	100%	4
SOUTH FLORIDA PEDIATRIC PARTNERS			4	100%	4
Kroger 959 - The Little Clinic Carmel		4			4
WALGREENS #3811		1	3	75%	4
Kroger 125 - The Little Clinic Castle Rock		3	1	25%	4
AIRPORT CLINIC			4	100%	4
PANCARE HEALTH YOUNGSTOWN			4	100%	4
ST LUCIE COUNTY HEALTH DEPARTMENT		3	1	25%	4
ENGLE CENTER FOR HEALTH SERVICES		4			4
UNIVERSITY OF MIAMI HOSPITALS & CLINIC			4	100%	4
ST LUKES HOSPITAL LABORATORY		2	2	50%	4
ASCENSION ST VINCENT'S MEDICAL CENTER		3	1	25%	4
PANCARE HEALTH - PONCE DE LEON			4	100%	4
CVS MINUTE CLINIC DIAGNOSTIC MED GRP		4			4
MINUTECLINIC DIAGNOSTIC MED GRP OF ORA		3	1	25%	4
ALVARO J DANGOND MD PA		4			4
BARTON MEMORIAL HOSPITAL		3	1	25%	4
SANFORD SOUTH UNIVERSITY		4			4
FCHC (OB)-DARWIN SQUARE CTR.			4	100%	4
LOUISIANA DEPT. OF HEALTH AND HOSPITALS-INFECTIOUS DISEASE EPI SECTION			4	100%	4
LAKE MARY PEDIATRICS			4	100%	4
CAREWELL URGENT CARE			4	100%	4
WHITE EARTH IHS MAIN LAB		4			4
Kroger 752 - The Little Clinic Central Station		3	1	25%	4
DEVANSH LAB WERKS		1	3	75%	4
CVS PA4000POCT INDIANA		4			4
CAREWELL 202			4	100%	4
MARSHFIELD LABORATORIES			4	100%	4
COVANCE CLS			4	100%	4
CVS TX8387POCT AUSTIN		4			4
Chestnut Park Rehabilitation and Nursing Center		4			4
OPTUM FLORIDA		3	1	25%	4
AHC of Mckenzie		4			4
BRENTWOOD SENIOR LIVING AT ST PETE			4	100%	4
OPTUM OF RED ROAD		4			4
YORK HOSPITAL: MICROBIOLOGY			4	100%	4
UNIVERSITY OF WASHINGTON MEDICAL CENTER (UWMC) EMERGENCY DEPT.			4	100%	4
MEMORIAL HEALTH CARE SYSTEMS			4	100%	4
ManorCare Rehabilitation Center- Decatur		4			4
KENTUCKY CABINET FOR HEALTH AND FAMILY SERVICES			4	100%	4
CVS SC2269POCT COLUMBIA		3	1	25%	4
CROSSROADS URGENT CARE PLLC		4			4
Sears Coastal Nursing and Rehab		4			4
BLACK STALLION WALK IN AND EXERCISE CLINICS LLC		1	3	75%	4
MEDEXPRESS URGENT CARE - EWING		4			4
THE OASIS ALF		4			4
MEDNOW URGENT CARE		3	1	25%	4

# COVID-19: testing by laboratory

Data through Apr 23, 2021 verified as of Apr 24, 2021 at 09:25 AM

Data in this report are provisional and subject to change.

The numbers in the table below represent the number of Florida and non-Florida residents for whom test results were received by the Department of Health. A person can be tested by more than one laboratory and can have both positive and negative results. **Therefore, the sum of the numbers in each column will be larger than the total number of people tested.**

Reporting lab	Inconclusive	Negative	Positive	Percent positive	Total
HEARTLAND - CHARLESTON OF HANAHAN SC,		4			4
University Plaza Rehabilitation and Nursing			4	100%	4
BAYSTATE MEDICAL CENTER		2	2	50%	4
LAKESIDE HOSPITAL BELLE GLADE			4	100%	4
MINUTECLINIC LLC (2335)		3	1	25%	4
IMIC INC RESEARCH			4	100%	4
MEADOWS AT CYPRESS GARDENS, THE		3	1	25%	4
CVS CA9963POCT SAN DIEGO		4			4
PRESBYTERIAN FAMILY HEALTHCARE-KASEMAN		4			4
DEPARTMENT OF HEALTH/ NEW YORK			4	100%	4
ADVANCED URGENT CARE LLC		1	3	75%	4
SKYLINE UROLOGY		4			4
JFK INTERNAL MEDICINE FACULTY PRACTICE		2	2	50%	4
NYU WINTHROP LABORATORY		4			4
NHC HealthCare, Cookeville		4			4
GENUS DIAGNOSTICS			4	100%	4
MERCY HOSPITAL			4	100%	4
APOPKA FAMILY HEALTH CENTER		3	1	25%	4
ACHN CLINIC			4	100%	4
SOUTH BAY CORRECTIONAL FACILITY			4	100%	4
WALGREENS #07034		4			4
MINUTE-CLINIC DIAGNOSTIC OF VIRGINIA, LLC #3949		4			4
LATCHER LABORATORY OF A O FOX MEMORIAL		2	2	50%	4
PM PEDIATRICS OF SELDEN PLLC		4			4
ARCPPOINT LABS OF FORT LAUDERDALE, FL CENTRAL		1	3	75%	4
Park Ridge Nursing Center		3	1	25%	4
DERMATOLOGY SPECIALISTS OF FL - DR. JON WARD			4	100%	4
VA SALT LAKE CITY HCS		4			4
MEDEXPRESS URGENT CARE - BECKLEY		2	2	50%	4
PORT ORANGE NURSING & REHAB			4	100%	4
CANDLER HOSPITAL PATHOLOGY LABORATORY		2	2	50%	4
AFFINITY URGENT CARE			4	100%	4
RML PHARMACY PC		4			4
MIDDLETON PEDIATRICS			4	100%	4
CVS SC4382POCT SPARTANBURG		4			4
APC PEDIATRICS			4	100%	4
BAPTIST HEALTH MEDICAL CENTER			4	100%	4
MIAMI COMMUNITY HEALTH CENTER INC		1	3	75%	4
HARBORCHASE OF VILLAGES CROSSING			4	100%	4
PRIMECARE		2	2	50%	4
HAMPTON ALF AT 24TH ROAD LLC			4	100%	4
ARCPPOINT LABS OF ALTAMONTE SPRINGS		2	2	50%	4
Millennium Nursing & Rehab Center		4			4
HOME CARE PHARMACY OF PALM COAST INC		4			4
MORRIS HALL/ST JOSEPH NURSING CENTER		4			4
DEACONESS HOSPITAL			4	100%	4
OKLAHOMA STATE UNIVERSITY DIAGNOSTIC LAB			4	100%	4

# COVID-19: testing by laboratory

Data through Apr 23, 2021 verified as of Apr 24, 2021 at 09:25 AM

Data in this report are provisional and subject to change.

The numbers in the table below represent the number of Florida and non-Florida residents for whom test results were received by the Department of Health. A person can be tested by more than one laboratory and can have both positive and negative results. **Therefore, the sum of the numbers in each column will be larger than the total number of people tested.**

Reporting lab	Inconclusive	Negative	Positive	Percent positive	Total
UVA HEALTH SYSTEM MEDICAL LABORATORIES			4	100%	4
MEDEXPRESS URGENT CARE - TEAYS VALLEY		3	1	25%	4
GUTHRIE MEDICAL GROUP - CORNING		3	1	25%	4
Loretto Health and Rehabilitation Center		4			4
LUVERNE HEALTH AND REHABILITATION		4			4
BRANDON REGIONAL EMERGENCY CTR			4	100%	4
EXTENDICARE HEALTH & REHAB CENTER		4			4
15 TO KNOW			4	100%	4
ADMERA HEALTH			4	100%	4
FHPG TAMPA PRIMARY CARE			4	100%	4
CVS OH6164POCT DELAWARE		4			4
EXPRESS TESTING-ONE			4	100%	4
MEDEXPRESS URGENT CARE - WEXFORD		4			4
SOUTH MIAMI HOSPITAL		1	3	75%	4
URGENT TEAM MANAGEMENT OF TENNESSEE, L		3	1	25%	4
EPI			4	100%	4
CVS NH2257POCT MANCHESTER		4			4
REFUGE A HEALING PLACE, THE			4	100%	4
CVS PA10825POCT PLYMOUTH MEETING		4			4
CVS AZ5026POCT MESA		4			4
CVS MO5655POCT LIBERTY		1	3	75%	4
Kennedy University Hospital -Wash Twp L		4			4
CVS MA2297677CV BOSTON		4			4
SONIC REFERENCE LABORATORY			4	100%	4
BARRANCO CLINIC PA, THE	1	3			4
CARENOW-LEBANON		2	2	50%	4
SunTerrace Health Care Center		3	1	25%	4
SOUTHWESTERN REGIONAL MEDICAL CENTER - TULSA		4			4
INDUSTRY LAB DIAGNOSTIC PARTNERS			4	100%	4
MINNESOTA DEPARTMENT OF HEALTH LABORATORY	1		3	75%	4
UAB URGENT CARE CLINIC			4	100%	4
WOMACK ARMY MEDICAL CENTER			4	100%	4
RAS MEDICAL SOLUTIONS, LLC		3	1	25%	4
NAVAL HOSPITAL CAMP PENDLETON			4	100%	4
LABQ CLINICAL DIAGNOSTICS		4			4
MINUTECLINIC OF NEVADA-2955 S FT APACH		4			4
MICHIGAN HEALTH CLINIC LABORATORIES		3	1	25%	4
STEAMBOAT EMERGENCY CENTER			4	100%	4
INTRACOASTAL LABS INC		4			4
TOTAL RENAL LAB		3	1	25%	4
NYC PUBLIC HEALTH LABS			4	100%	4
WE CARE - CARNIVAL CRUISELINE		4			4
MEDICAL CENTER ENTERPRISE			4	100%	4
LAKE FOREST PARK OP CO LLC		4			4
PLAINVIEW PRIMARY CARE		4			4
CVS PA1657POCT YORK		3	1	25%	4
WALGREENS #04311		4			4

# COVID-19: testing by laboratory

Data through Apr 23, 2021 verified as of Apr 24, 2021 at 09:25 AM

Data in this report are provisional and subject to change.

The numbers in the table below represent the number of Florida and non-Florida residents for whom test results were received by the Department of Health. A person can be tested by more than one laboratory and can have both positive and negative results. **Therefore, the sum of the numbers in each column will be larger than the total number of people tested.**

Reporting lab	Inconclusive	Negative	Positive	Percent positive	Total
MEDEXPRESS URGENT CARE - WICHITA, S SENECA ST		2	2	50%	4
SANFORD MOBILE LAB		1	3	75%	4
AIREVAC INTERNATIONAL		4			4
JUPITER INTERNAL MEDICINE AND ASSOCIATES			4	100%	4
MEDEXPRESS URGENT CARE - SOMERSET TOWNSHIP		4			4
URGENT CARE OF THE SMOKIES			4	100%	4
FLORIDA HEART AND VASCULAR			4	100%	4
TMH REHABILITATION CENTER		4			4
ADVENTHEALTH GORDON		4			4
IVY CREEK URGENT CARE OF ENTERPRISE			4	100%	4
MEDEXPRESS URGENT CARE - FORT SMITH		4			4
OHIO CVS STORES		3	1	25%	4
CVS M04850POCT SPRINGFIELD		4			4
HACKENSACK MERIDIAN URGENT CARE, PC		4			4
Crowne Health Care of Montgomery		4			4
UNIVERSITY OF MICHIGAN		2	2	50%	4
MEDEXPRESS URGENT CARE, FAIRMONT		4			4
LIFE CARE HOME HEALTH SERVICES LLC		1	3	75%	4
MEDEXPRESS URGENT CARE- ALLISON PARK		2	2	50%	4
ELITE PRIMARY CARE OF WAYCROSS		1	3	75%	4
BUCKINGHAM PLACE ALF		4			4
GIEBEIG FAMILY MEDICINE PA			4	100%	4
ManorCare Health Services Camp Hill		4			4
TMH PHYSICIAN PARTNERS SOUTHWOOD		1	3	75%	4
CARE ONE PRIMARY CARE			4	100%	4
SIGNATURE CARE MONTROSE		2	2	50%	4
SMOKY MOUNTAIN URGENT CARE AND FAMILY MEDICINE CENTER			4	100%	4
MOBILE HEALTH MEDICAL SERVICES PC		4			4
ACCESS RECOVERY SOLUTIONS LLC			4	100%	4
ELIZABETH CITY HEALTH & REHABILITATION		4			4
PREMIER PEDIATRICS LLC			4	100%	4
AURORA BAYCARE UROLOGY			4	100%	4
SOMA MEDICAL CENTER PA #3 PALOMINO			4	100%	4
TARPON SPRINGS PEDIATRICS, LLC			4	100%	4
CENTRAL FLORIDA INTERNAL OCCUPATIONAL AND		4			4
VA OUTPATIENT PHARMACY			4	100%	4
ELEVATION HEALTH LABORATORY		4			4
MEDFIRST URGENT CARE			4	100%	4
ELEVATION DIAGNOSTICS		4			4
VITAL CARE URGENT CARE			4	100%	4
SIGNATURE CARE EMERGENCY CENTER		2	2	50%	4
SHARP MEMORIAL HOSPITAL MICROBIOLOGY DEPT			4	100%	4
State Lab Unspecifd			4	100%	4
ENCOMPASS HOME HEALTH		4			4
PILGRIM PHARMACY INC		4			4
CLINICAL ASSOCIATES OF ORLANDO LLC		4			4
EAST TENNESSEE CHILDREN'S HOSPITAL		3	1	25%	4

# COVID-19: testing by laboratory

Data through Apr 23, 2021 verified as of Apr 24, 2021 at 09:25 AM

Data in this report are provisional and subject to change.

The numbers in the table below represent the number of Florida and non-Florida residents for whom test results were received by the Department of Health. A person can be tested by more than one laboratory and can have both positive and negative results. **Therefore, the sum of the numbers in each column will be larger than the total number of people tested.**

Reporting lab	Inconclusive	Negative	Positive	Percent positive	Total
CVS OH6149POCT UPPER ARLINGTON		2	2	50%	4
MAURY REGIONAL MEDICAL CENTER		4			4
AFTER HOURS PEDS			4	100%	4
MINUTE CLINIC DIAGNOSTIC OF VIRGINIA, LLC #6292		3	1	25%	4
MEDAC AT PORTERS NECK			4	100%	4
NHC HealthCare, Pulaski		4			4
COMMUNITY PHYSICIANS OF NORTH PORT PA			4	100%	4
ASCENDI HOME HEALTH AGENCY INC			4	100%	4
GERALD CHAMPION REGIONAL MEDICAL CENTE		4			4
CLINICAL CARE CENTER, INC			4	100%	4
STONE CLINICAL LABORATORIES OF FL LLC		4			4
MINUTECLINIC DIAGNOSTIC MED GRP OF SAN		3	1	25%	4
PHYSICIANS QUALITY CARE			4	100%	4
BOND & STEELE CLINIC PA D/B/A BOND CLINIC PA		4			4
MOBIL LAB FOR ALL INC		4			4
MINUTECLIINIC DIAGNOSTIC OF NORTH CARO		4			4
TANNER MEDICAL CENTER LABORATORY		3	1	25%	4
Lakeview Village		4			4
UF HEALTH PATHOLOGY LABORATORIES			4	100%	4
Calusa Harbour			4	100%	4
HEALTH EXPRESS URGENT CARE		2	2	50%	4
WESLEY CHAPEL INTERNAL MEDICINE AND PEDIATRICS			4	100%	4
PARKWAY DRUGS OF ONEIDA COUNTY NORTH I		3	1	25%	4
Georgiana Health and Rehabilitation, LLC		4			4
MINUTECLINIC DIAG OF IND LLC #1367		4			4
PALM BEACH CANCER INSTITUTE			4	100%	4
FAMILY MEDICINE AT WINTER PARK			4	100%	4
UNIVERSITY OF MIAMI STUDENT HEALTH SERVICE			4	100%	4
DACH MAIN LAB			4	100%	4
HEALTHQUEST, INC		3	1	25%	4
MEDEXPRESS URGENT CARE - KOKOMO		4			4
CULLMAN REGIONAL MEDICAL CENTER		3	1	25%	4
PIEDMONT FAYETTE HOSPITAL		2	2	50%	4
BETHESDA HOSPITAL WEST BLOOD GAS LAB			4	100%	4
ORLANDO REGIONAL HEALTH SERVICES		2	2	50%	4
OMNICARE PHARMACY OF TEXAS 1		4			4
CORIZON HEALTH INC			4	100%	4
CRESTAR LABS		2	2	50%	4
TRUE HEALTH- HOFFNER		3	1	25%	4
FASTMED URGENT CARE			4	100%	4
Kroger 339 - The Little Clinic Highlands - Bardstown Road		4			4
NOT GIVEN		1	3	75%	4
FLORIDA DEPARTMENT OF HEALTH (FDOH)		2	2	50%	4
CULLMAN REGIONAL URGENT CARE		3	1	25%	4
FAMILY MEDICINE AT WATERMAN		4			4
MD ANDERSON			4	100%	4
FLORIDA MEDICAL CLINIC -INTERNAL MED DADE CITY			4	100%	4



# COVID-19: testing by laboratory

Data through Apr 23, 2021 verified as of Apr 24, 2021 at 09:25 AM

Data in this report are provisional and subject to change.

The numbers in the table below represent the number of Florida and non-Florida residents for whom test results were received by the Department of Health. A person can be tested by more than one laboratory and can have both positive and negative results. **Therefore, the sum of the numbers in each column will be larger than the total number of people tested.**

Reporting lab	Inconclusive	Negative	Positive	Percent positive	Total
JERSEY IRISH MEDICAL (DBA AFC URGENT C		3	1	25%	4
COOK HOSPITAL AND CARE CENTER		3	1	25%	4
CAPITAL HEALTH LABORATORY INC			4	100%	4
WINDER NURSING INC DBA WINDER HEALTH CARE		4			4
LEON MEDICAL CENTERS, LLC			4	100%	4
MINUTECLINIC DIAGNOSTIC OF MICHIGAN, P		4			4
MEDEXPRESS URGENT CARE - WEST ST PAUL, ROBERT ST S		3	1	25%	4
INTERMOUNTAIN HEALTHCARE CENTRAL LABORATORY			4	100%	4
NOVANT HEALTH PRESBYTERIAN		2	2	50%	4
FLORIDA HEALTHCARE PLAN			4	100%	4
WALGREENS #03287		4			4
COVID PROCESSING SITE			4	100%	4
MEDICINE SHOPPE #1306 THE		3	1	25%	4
MEDEXPRESS URGENT CARE - TULSA, S YALE AVE		4			4
SOUTHEASTERN REGIONAL MEDICAL CENTER			4	100%	4
VIDANT MEDICAL CENTER			4	100%	4
CVS OH4300POCT STRONGSVILLE		4			4
ST PETE DIRECT PRIMARY CARE		2	2	50%	4
FHCP - ORMOND BEACH			4	100%	4
DR. G'S URGENT CARE			4	100%	4
SIENA COLLEGE SPORTS MEDICINE CENTER		4			4
WELLMED AT APOLLO BEACH BLVD		2	2	50%	4
Oak Creek Terrace		4			4
Willowbrooke Court at Country House		4			4
ROAN DRUG COMPANY LLC		4			4
CVS MA217POCT TEWKSBURY		3	1	25%	4
CONSOLIDATED LABORATORY SERVICES			4	100%	4
CVS IL5797POCT CAROL STREAM		4			4
WOMEN'S CARE FLORIDA, LLC		4			4
PHYSICIANS IMMEDIATE CARE AURORA			4	100%	4
FLORIDA HEALTH CARE PLANS STIRLING CENTER			4	100%	4
CVS OH2342POCT WEST CHESTER		3	1	25%	4
CVS TX3292POCT WYLIE		4			4
ORANGE COUNTY HEALTH DEPARTMENT		2	2	50%	4
HARBOUR ISLAND PEDIATRICS LLC			4	100%	4
SUMNER REGIONAL MEDICAL CENTER		3	1	25%	4
RELIANT ACUTE CARE			4	100%	4
MEDEXPRESS URGENT CARE CHICOPEE		3	1	25%	4
ADVENTHEALTH MEDICAL GROUP PEDIATRICS		1	3	75%	4
ST. MARY'S HOSPITAL			4	100%	4
MARK HOANG MD PA			4	100%	4
MINUTECLINIC DIAG OF IND, LLC #6472		4			4
CVS NJ837POCT MARLTON		4			4
REHABILITATION CENTER OF WINTER PARK,THE			4	100%	4
NORTH OKALOOSA CLINIC CORP		1	3	75%	4
Westminster Manor		3	1	25%	4
CVS OH4499POCT LYNDHURST		2	2	50%	4

# COVID-19: testing by laboratory

Data through Apr 23, 2021 verified as of Apr 24, 2021 at 09:25 AM

Data in this report are provisional and subject to change.

The numbers in the table below represent the number of Florida and non-Florida residents for whom test results were received by the Department of Health. A person can be tested by more than one laboratory and can have both positive and negative results. **Therefore, the sum of the numbers in each column will be larger than the total number of people tested.**

Reporting lab	Inconclusive	Negative	Positive	Percent positive	Total
CVS CT750POCT ENFIELD		4			4
BETHPAGE MEDICAL PLLC		4			4
EDITH NOURSE ROGERS MEMORIAL VAMC		3			3
FLAGLER FAMILY MEDICINE PA			3	100%	3
FRESENIUS KIDNEY CARE			3	100%	3
WELLMED AT SOUTH STUART		2	1	33%	3
MEDEXPRESS URGENT CARE - NORTH LITTLE		2	1	33%	3
UNIVERSITY HEALTH SERVICES RIVER CAMPUS		2	1	33%	3
OCEAN MEDICAL CENTER		2	1	33%	3
THE PATHOLOGY LABORATORY		1	2	67%	3
CROSSVILLE MEDICAL GROUP		1	2	67%	3
BEEBE MEDICAL CENTER LABORATORY		3			3
SANIBEL MEDICAL CLINIC		1	2	67%	3
Kroger 388 - The Little Clinic Braelinn Village		3			3
Concordia Village of Tampa			3	100%	3
PREMIER MOBILE HEALTH SERVICES, LLC		1	2	67%	3
CVS MN663POCT APPLE VALLEY		2	1	33%	3
ROYAL PALM RETIREMENT CENTRE		3			3
NOVA SOUTHEASTERN UNIVERSITY		2	1	33%	3
BAPTIST PRIMARY CARE, INC.		2	1	33%	3
MINUTECLINIC DIAGNOSTIC OF TEXAS, LLC #7435		2	1	33%	3
OLEAN GENERAL HOSPITAL		3			3
STARLING AT SAN JOSE			3	100%	3
MEDEXPRESS URGENT CARE - HADLEY		3			3
NORTHCREST MEDICAL CENTER		1	2	67%	3
PREMIER CLINICAL RESEARCH INSTITUTE INC			3	100%	3
Kroger 768 - The Little Clinic Leestown Rd		2	1	33%	3
SKIPPACK MEDICAL LAB			3	100%	3
NEBRASKA MEDICAL CENTER			3	100%	3
MEDEXPRESS URGENT CARE GREENSBURG		2	1	33%	3
MEDEXPRESS URGENT CARE - LITTLE ROCK		2	1	33%	3
TAMPA INTERNATIONAL AIRPORT			3	100%	3
MANATEE URGENT CARE LLC			3	100%	3
Good Samaritan Society - Fairfield Glade		3			3
IMMACULATE HOUSE AT COUNTRYSIDE		3			3
MEDEXPRESS URGENT CARE, HANOVER		2	1	33%	3
CARTERSVILLE MEDICAL CENTER		1	2	67%	3
CVS AZ33POCT TEMPE		3			3
LEESBURG COMMUNITY HEALTH CENTERS			3	100%	3
FREDERICK MEMORIAL HOSPITAL			3	100%	3
CHILDREN'S HEALTHCARE OF ATLANTA AT EG		3			3
CVS CA9492POCT YORBA LINDA		3			3
IPSUM DIAGNOSTICS LLC		3			3
STVHCS - Dental Outpatient Clinic		3			3
Michael J Crescenzi VA Outpatient Dialysis Center		3			3
HEALGEN SCIENTIFIC			3	100%	3
Gracemore Nursing and Rehab		3			3

# COVID-19: testing by laboratory

Data through Apr 23, 2021 verified as of Apr 24, 2021 at 09:25 AM

Data in this report are provisional and subject to change.

The numbers in the table below represent the number of Florida and non-Florida residents for whom test results were received by the Department of Health. A person can be tested by more than one laboratory and can have both positive and negative results. **Therefore, the sum of the numbers in each column will be larger than the total number of people tested.**

Reporting lab	Inconclusive	Negative	Positive	Percent positive	Total
Cleveland Clinic Weston			3	100%	3
OHIO DEPARTMENT OF HEALTH LABORATORY		2	1	33%	3
CLEARWATER		2	1	33%	3
Manor Care-Kingston Court of York PA, LLC		3			3
MT CARMEL PHARMACY INC		3			3
SISD EMPLOYEE HEALTH CLINIC			3	100%	3
GREENTREE MEDICAL CENTER			3	100%	3
INSPIRA MEDICAL CENTER VINELAND LAB		2	1	33%	3
MERCY HEALTH			3	100%	3
MINUTECLINIC DIAGNOSTIC OF OHIO #6192		3			3
MEDEXPRESS URGENT CARE - CINNAMINSON		2	1	33%	3
QUEST DIAGNOSTICS INCORPORATED	1		2	67%	3
CVS CA9858POCT SANTA CLARITA		3			3
CTRS			3	100%	3
WALGREENS #10264		3			3
NASON HOSPITAL			3	100%	3
LabCorp of America			3	100%	3
CONCENTRA - ORLANDO SOUTH II		3			3
STRINGFELLOW MEMORIAL HOSPITAL		3			3
NHC DICKSON		3			3
GEISINGER COMMUNITY MEDICAL CENTER			3	100%	3
KIDSVILLE PEDIATRICS IV PA		1	2	67%	3
PINELLAS CHD - CLEARWATER		2	1	33%	3
Village on the Green			3	100%	3
BROOKDALE OAKBRIDGE		1	2	67%	3
Magnolia Health and Rehab Center			3	100%	3
LEGACY LABORATORY SERVICES			3	100%	3
MEDICAL CENTER OF CENTRAL GEORGIA			3	100%	3
PENSACOLA MEDICAL CLINIC LLC			3	100%	3
CVS NJ2508POCT MANALAPAN		3			3
CVS NC2749POCT CONCORD		3			3
EMERALD TRACE		3			3
WEILL CORNELL MEDICAL ASSOCIATES - EAST SIDE		3			3
Louis Stokes Cleveland VA - Midtown Dialysis Center		3			3
DOUGLASVILLE NURSING AND REHABILITATIO		3			3
WEST COCOA PHARMACY			3	100%	3
Florida Baptist Retirement Center		1	2	67%	3
NEMOURS CHILDRENS PRIMARY CARE MAITLAND			3	100%	3
F W HUSTON MEDICAL CENTER SENIOR LIVIN		3			3
TIEHH BIOTERRORISM RESPONSE LAB			3	100%	3
HELIX BIOMEDICS LLC			3	100%	3
LRHS Florida Poly Tech		3			3
Domiciliary Rehab & Residential Treatment Program		3			3
UNITY HEALTH AND REHABILITATION CENTER			3	100%	3
NORTH DAKOTA DEPT OF HEALTH MICROBIOLOGY		1	2	67%	3
CAREHERE LLC			3	100%	3
NATIONAL JEWISH HEALTH			3	100%	3

# COVID-19: testing by laboratory

Data through Apr 23, 2021 verified as of Apr 24, 2021 at 09:25 AM

Data in this report are provisional and subject to change.

The numbers in the table below represent the number of Florida and non-Florida residents for whom test results were received by the Department of Health. A person can be tested by more than one laboratory and can have both positive and negative results. **Therefore, the sum of the numbers in each column will be larger than the total number of people tested.**

Reporting lab	Inconclusive	Negative	Positive	Percent positive	Total
NASSAU COUNTY HEALTH DEPARTMENT-FERNANDINA BEACH C		3			3
TMH PHYSICIAN PARTNERS BLOUNTSTOWN			3	100%	3
SIGNATURE CARE PFLUGERVILLE			3	100%	3
MEDICAL CENTER OF THE ROCKIES			3	100%	3
HAMILTON MEDICAL CENTER LABORATORY		1	2	67%	3
Bainbridge Health and Rehab		3			3
CENTRAL DUPAGE HOSPITAL			3	100%	3
MEDIC INFUSION PA		3			3
WOODMARK AT UPTOWN ASSISTED LIVING		3			3
MEDEXPRESS URGENT CARE-CLOQUET		3			3
MEMORIAL HERMANN CONSOLIDATED LABORATORY SERVICES			3	100%	3
Walgreens #5984		3			3
MEDEXPRESS URGENT CARE - WHEELING		2	1	33%	3
NORTHSIDE HOSPITAL D/B/A ARTHRITIS		3			3
CVS AZ7841POCT TUCSON		3			3
GARCIA MORALES NELSON			3	100%	3
MEDEXPRESS URGENT CARE, HERMITAGE		1	2	67%	3
QUALITY LABORATORY SERVICE		2	1	33%	3
UNIVERSITY OF KANSAS MEDICAL CENTER			3	100%	3
GREATER MOBILE URGENT CARE – SPRINGHILL			3	100%	3
MINUTECLINIC, LLC #05891		2	1	33%	3
CVS AZ7263POCT PHOENIX		3			3
HELIX LW UC		1	2	67%	3
CVS TN7144POCT BARTLETT		3			3
BROOKDALE ALTAMONTE SPRINGS			3	100%	3
Medilodge of Alpena		3			3
MANORCARE NURSING & REHABILITATION CENTER-NAPLES		3			3
Greystone Health Care Center		3			3
EVENING PEDIATRICS INC		1	2	67%	3
MEDEXPRESS-HOUSTON EAST FWY		1	2	67%	3
PLANT CITY FAMILY CARE		3			3
SCIENTIFIC LABORATORY DIVISION			3	100%	3
WALGREENS #11329		3			3
NEXTCARE WYOMING LLC			3	100%	3
PROMPT CARE OF CENTRAL FLORIDA LLC			3	100%	3
SOUTH LAKE FAMILY HEALTH CENTER			3	100%	3
MID-FLORIDA PATHOLOGY LLC - MOBILE UNIT # 3		1	2	67%	3
St. Josephs Hospital		1	2	67%	3
CALLE OCHO DIALYSIS			3	100%	3
LIFEGUARD AMBULANCE SERVICE LLC - BAY COUNTY			3	100%	3
ADRIANA M CASTRO MD PA		3			3
Huntington Health Care and Rehabilitation Center		3			3
CHEROKEE COUNTY HEALTH AND REHAB CENTER		3			3
MINUTECLINIC DIAGNOSTIC OF NEVADA-9586		2	1	33%	3
BOLING, STEPHANIE		3			3
MEDICAL CITY DALLAS HOSPITAL			3	100%	3
CVS TX7825POCT FRISCO		2	1	33%	3

# COVID-19: testing by laboratory

Data through Apr 23, 2021 verified as of Apr 24, 2021 at 09:25 AM

Data in this report are provisional and subject to change.

The numbers in the table below represent the number of Florida and non-Florida residents for whom test results were received by the Department of Health. A person can be tested by more than one laboratory and can have both positive and negative results. **Therefore, the sum of the numbers in each column will be larger than the total number of people tested.**

Reporting lab	Inconclusive	Negative	Positive	Percent positive	Total
SHANDS AT LAKE SHORE LAB		1	2	67%	3
EXETER HOSPITAL		3			3
CERTIVIA LABORATORIES			3	100%	3
Westside Terrace		3			3
BROADWAY HEALTH FLORIDA MEDICAL CLINIC URGENT CARE			3	100%	3
ONslow MEMORIAL HOSPITAL LABORATORY		3			3
320 S TRANSIT ST		3			3
PEACE OF MIND REHAB CENTER		3			3
ADVANCED MEDICAL RESEARCH CENTER LLC			3	100%	3
TAMPA		1	2	67%	3
CVS AZ7075POCT CHANDLER		3			3
CVS KY2332POCT GEORGETOWN		2	1	33%	3
LEE MEMORIAL HOSPITAL BLOOD GAS LAB			3	100%	3
CVS IN6608POCT NEW PALESTINE		1	2	67%	3
PARKLAND HEALTH & HOSPITAL			3	100%	3
BROOKDALE SENIOR LIVING			3	100%	3
SENTARA NORFOLK GENERAL HOSPITAL CENTRAL LAB			3	100%	3
CVS NM7242POCT ALBUQUERQUE		3			3
MCGUFFEY HEALTH CARE CENTER INC		3			3
CVS PA7132POCT THORNDALE		3			3
GONZALEZ MD AND ASWAD MD HEALTH SERVICES			3	100%	3
ERIE COUNTY PUBLIC HEALTH CLINICAL		3			3
BAYSHORE MEDICAL CENTER LABORATORY		3			3
NORTHERN LIGHT LABORATORY		1	2	67%	3
OLYMPUS HEALTH AND PERFORMANCE			3	100%	3
PIEDMONT ROCKDALE HOSPITAL		2	1	33%	3
NASSAU COUNTY HEALTH DEPARTMENT		3			3
NEMOURS CHILDREN'S URGENT CARE LAKE NONA			3	100%	3
FAST PACE URGENT CARE			3	100%	3
CVS IL4778POCT EVANSTON		3			3
Kroger 093 - The Little Clinic Stapleton		2	1	33%	3
ADVICE FOR OPTIMAL WELLNESS, INC			3	100%	3
CVS NC7548POCT FUQUAY VARINA		2	1	33%	3
RIVERSIDE METHODIST HOSPITAL LAB			3	100%	3
NEWSTAR MEDICAL LABORATORIES		3			3
COVENANT PEDIATRICS		1	2	67%	3
THE CENTER FOR DISCOVERY		3			3
AFFORDABLE PRIMARY CARE LLC		3			3
ALOHA HOME CARE LLC DBA ACCENTCARE HOME HEALTH OF		3			3
NORTH CAROLINA DEPT OF HEALTH & HUMAN SRVCS STATE LAB OF PUBLIC HEALTH			3	100%	3
YORK HOSPITAL - LABORATORY			3	100%	3
COMMUNICABLE DISEASE CONTROL/PUBLIC HEALTH EMERGENCY PREPAREDNESS			3	100%	3
PENINSULA REGIONAL MED CTR LAB			3	100%	3
EVERGREEN WOODS HEALTH & REHAB CENTER		2	1	33%	3
BAPTIST PRIMARY CARE FERNANDINA BEACH			3	100%	3
Kroger 635 - The Little Clinic Dacula		3			3
CVS OK6225POCT EDMOND		3			3



# COVID-19: testing by laboratory

Data through Apr 23, 2021 verified as of Apr 24, 2021 at 09:25 AM

Data in this report are provisional and subject to change.

The numbers in the table below represent the number of Florida and non-Florida residents for whom test results were received by the Department of Health. A person can be tested by more than one laboratory and can have both positive and negative results. **Therefore, the sum of the numbers in each column will be larger than the total number of people tested.**

Reporting lab	Inconclusive	Negative	Positive	Percent positive	Total
DOCTORS HOSPITAL RENAISSANCE			3	100%	3
MEDEXPRESS URGENT CARE - LAWRENCE		3			3
ADVENTHEALTH MEDICAL GROUP PEDIATRICS AT APOPKA		3			3
HELIX URGENT CARE			3	100%	3
THOMAS LANGLEY			3	100%	3
COMMUNITY HEALTH CENTERS OF PINELLAS, INC		1	2	67%	3
CCRX OF NORTH CAROLINA, LLC		2	1	33%	3
ANN STORCK CENTER INC		3			3
CVS MA1945POCT HANOVER		3			3
QUEST DIAGNOSTICS CLINICAL LABORATORIES INC		2	1	33%	3
MEDEXPRESS URGENT CARE - RICHMOND, W BROAD ST		3			3
MEDEXPRESS URGENT CARE-WILKINS TOWNSHIP, WILLIAM PENN HIGHWAY		3			3
CVS PHARMACY INC DBA CVS/PHARMACY #10908		3			3
RAPID CITY RUGENT CARE			3	100%	3
ACCESS 365 URGENT CARE LLC		1	2	67%	3
ROANE MEDICAL CENTER		2	1	33%	3
Englewood Health and Rehab			3	100%	3
CABELL HUNTINGTON HOSPITAL CLINICAL LAB			3	100%	3
LINCOLN MEDICAL CENTER		3			3
EXPRESSCARE URGENT CARE CENTER			3	100%	3
BOSTON MEDICAL CENTER			3	100%	3
Granville Center	1	2			3
EXPEDIAN URGENT CARE			3	100%	3
DEBORAH HEART AND LUNG CENTER		3			3
MAYO		1	2	67%	3
WELLSTAR URGENT CARE SHALLOWFORD		1	2	67%	3
MINUTECLINIC DIAGNOSTIC MEDICAL		3			3
PANCARE HEALTH - FRANKLIN CO			3	100%	3
MINUTECLINIC, LLC #05814		3			3
CVS SC5471POCT LEXINGTON		2	1	33%	3
PEDIATRICS AND ADOLESCENT MEDICINE		2	1	33%	3
INTERNAL MEDICINE AND WOUND CARE SPECIALIST LLC		3			3
CELEBRATION PRIMARY CARE ASSOCIATES LLC		3			3
CLINICA HISPANIA			3	100%	3
PROHEALTH PRIMARY CARE - GLEN OAKS		3			3
JOJAN PHARMA INC		3			3
CATSKILL REGIONAL MEDICAL CENTER		3			3
The Good Shepherd		3			3
MINUTECLINIC DIAGNOSTIC OF VIRGINIA, LLC #392		3			3
Broadview Multi-Care Center		3			3
SOUTHEASTERN IMMEDIATE CARE- MILLEDGEVILLE GA			3	100%	3
MEDEXPRESS URGENT CARE - ANDERSON		3			3
MURFREESBORO MEDICAL CLINIC		3			3
CANOPY PEDIATRICS		3			3
Medilodge of Montrose		3			3
WINDSOR AT OCALA		2	1	33%	3
SURETOX LABORATORY LLC		2	1	33%	3

# COVID-19: testing by laboratory

Data through Apr 23, 2021 verified as of Apr 24, 2021 at 09:25 AM

Data in this report are provisional and subject to change.

The numbers in the table below represent the number of Florida and non-Florida residents for whom test results were received by the Department of Health. A person can be tested by more than one laboratory and can have both positive and negative results. **Therefore, the sum of the numbers in each column will be larger than the total number of people tested.**

Reporting lab	Inconclusive	Negative	Positive	Percent positive	Total
CVS OH6167POCT ASHLAND		3			3
CONCENTRA - PLANTATION		3			3
CGH MEDICAL CENTER			3	100%	3
UHEALTH CORAL SPRINGS			3	100%	3
AUGUSTA UNIVERISTY MEDICAL CENTER			3	100%	3
SOLERA SPECIALTY PHARMACY LLC		2	1	33%	3
FLORIDA GASTROENTEROLOGY ASSOCIATES PA		3			3
CVS CA9145POCT SANTEE		2	1	33%	3
Kroger 448 - The Little Clinic Mason		3			3
FULGENT GENETICS HOUSTON		3			3
ASPIRUS WAUSAU HOSPITAL			3	100%	3
AZALEALAND NURSING HOME		3			3
CORNERSTONE DRUG AND GIFT INC		3			3
GROVES CENTER			3	100%	3
WHOLE CHILD PEDIATRICS			3	100%	3
MEDEXPRESS URGENT CARE - CHERRY HILL		3			3
TIFTON CARECONNECT URGENT CARE			3	100%	3
BETHESDA HOSPITAL EAST BLOOD GAS LAB			3	100%	3
AMI ST FRANCIS HOSPITAL LABORATORY		2	1	33%	3
CVS PA7611POCT ALLISON PARK		3			3
HOUSTON METHODIST HOSPITAL			3	100%	3
CVS MA920POCT CLINTON		3			3
HARBOUR'S EDGE		2	1	33%	3
KISSIMMEE URGENT CARE		3			3
EASTSIDE MEDICAL CENTER		3			3
MARYWOOD NURSING CARE CENTER		3			3
Lebanon VAMC		2	1	33%	3
PHYSICIANS CARE INC		1	2	67%	3
CARECENTER PHARMACY, LLC		3			3
CVS MINUTE CLINIC		1	2	67%	3
CVS NV8784POCT LAS VEGAS		2	1	33%	3
MEDEXPRESS URGENT CARE-CHIPPEWA		2	1	33%	3
LAB PLUS, LLC AT ASCENSION SAINT THOMA		3			3
MEDFUSION		2	1	33%	3
MINUTECLINIC DIAGNOSTIC OF PA LLC		3			3
UC CORAL GABLES		1	2	67%	3
SUN TERRACE HEALTH CARE CENTER			3	100%	3
WALGREENS # 09788		3			3
PREMIER FAMILY AND SPORTS MEDICINE		2	1	33%	3
THE READING HOSPITAL & MEDICAL CENTER			3	100%	3
Wilkes-Barre VAMC		3			3
CVS M08555POCT KANSAS CITY		3			3
YATES COUNTY PUBLIC HEALTH		3			3
CVS CT288POCT BRISTOL		2	1	33%	3
WALGREENS #05477		3			3
HEALTH SENTRY			3	100%	3
MISSISSIPPI CARE CENTER OF DEKALB LLC		3			3

# COVID-19: testing by laboratory

Data through Apr 23, 2021 verified as of Apr 24, 2021 at 09:25 AM

Data in this report are provisional and subject to change.

The numbers in the table below represent the number of Florida and non-Florida residents for whom test results were received by the Department of Health. A person can be tested by more than one laboratory and can have both positive and negative results. **Therefore, the sum of the numbers in each column will be larger than the total number of people tested.**

Reporting lab	Inconclusive	Negative	Positive	Percent positive	Total
Fort Gaines Health and Rehab		3			3
BNC Medical Investors, LLC Berrien Nursing & Rehabilitation Center		3			3
RAJ K PAI MD PA			3	100%	3
HELGEMO & LIOU PEDIATRICS			3	100%	3
ADVENT HEALTH MEDICAL GROUP FAMILY MEDICINE			3	100%	3
ST. PETERSBURG PEDIATRICS- 38TH AVENUE			3	100%	3
LOYOLA UNIVERSITY MEDICAL CENTER LABORATORY			3	100%	3
CVS GA5637POCT VILLA RICA		3			3
MEMORIAL HEALTH UNIVERSITY MEDICAL CENTER			3	100%	3
Kroger 592 - The Little Clinic Alexander Plaza		2	1	33%	3
GYN PATH SERVICES			3	100%	3
CVS IL2297144CV CHICAGO		3			3
FOUR WINDS BEHAVIORAL HEALTH		3			3
APEX CLINICAL LABORATORIES INC		3			3
CVS HEALTH, #5962		3			3
CLINICAL CARE ASSOCIATES, INC			3	100%	3
JS HEALTHCARE		2	1	33%	3
Rosedale Green		3			3
CVS TX7151POCT HUMBLE		2	1	33%	3
MEDEXPRESS URGENT CARE - VINELAND S MA		3			3
VIRGINIA DEPARTMENT OF HEALTH DIVISION OF			3	100%	3
URGENT DOC - URGENT CARE CLINIC			3	100%	3
PHYSICIANS MEDICAL CENTER		3			3
EAST CORE LAB			3	100%	3
OPP HEALTH AND REHABILITATION		3			3
CVS PA2687POCT EXTON		3			3
MEDICAL SERVICES OF AMERICA HOME HEALTH		3			3
WALGREENS #07502		3			3
HEALTH EXPRESS		3			3
ASPEN VALLEY HOSPITAL			3	100%	3
NORTHEAST FLORIDA INTERNAL MEDICINE PA		3			3
SEMINOLE FAMILY HEALTH CENTER		3			3
INTERCOASTAL FAMILY PRATICE		1	2	67%	3
CVS MA1006POCT BROCKTON		3			3
NORTHWEST FLORIDA CLINICAL LAB		1	2	67%	3
SAVANNAH COVE		3			3
PATHOLOGY REFERENCE LAB LLC			3	100%	3
Kings County Hospital Center			3	100%	3
Kroger 522 - The Little Clinic Gahanna		2	1	33%	3
CANOPY AT HARPER LAKE, THE			3	100%	3
AVALON MEDICAL GROUP		1	2	67%	3
WINDERMERE PEDIATRICS			3	100%	3
UNIVERSITY OF MARYLAND MEDICAL CENTER			3	100%	3
NORTH BROWARD HOSPITAL DISTRICT HEALTHCARE FOR THE HOMELESS			3	100%	3
BASCOM PALMER EYE INSTITUTE			3	100%	3
MUNSON MEDICAL CENTER			3	100%	3
CUMBERLAND MEDICAL CENTER INC		3			3

# COVID-19: testing by laboratory

Data through Apr 23, 2021 verified as of Apr 24, 2021 at 09:25 AM

Data in this report are provisional and subject to change.

The numbers in the table below represent the number of Florida and non-Florida residents for whom test results were received by the Department of Health. A person can be tested by more than one laboratory and can have both positive and negative results. **Therefore, the sum of the numbers in each column will be larger than the total number of people tested.**

Reporting lab	Inconclusive	Negative	Positive	Percent positive	Total
NORTH NAPLES HOSPITAL RESPIRATORY THERAPY DEPARTMENT			3	100%	3
Mitchell Hollingsworth Nursing and Rehab		3			3
ISLAND NURSING HOME		2	1	33%	3
MINUTECLINIC LLC #5010		3			3
CVS NE5714POCT OMAHA		2	1	33%	3
ACCESS HEALTH CARE		2	1	33%	3
PUBLIC HEALTH TRUST OF MIAMI DADE COUNTY			3	100%	3
VA OUTPATIENT CLINIC-NEW PORT RICHEY			3	100%	3
ADVANCED PEDIATRICS			3	100%	3
Overton Brooks VAMC		3			3
WEST TN HEALTH MED NORTH		3			3
CRISP REGIONAL HOSPITAL		3			3
OPENTRONS PRL		2	1	33%	3
VIRTUA MEMORIAL HOSPITAL BURLINGTON COUNTY		1	2	67%	3
SUPER HEALTH PHARMACY LLC		3			3
AVANTE INVERNESS		1	2	67%	3
BARONESS ERLANGER HOSPITAL		3			3
MEMORIAL HERMANN			3	100%	3
WYOMING DEPT OF HEALTH			3	100%	3
Orchid Cove at Naples			3	100%	3
SOUTHEAST GEORGIA HEALTH SYSTEM BRUNS		3			3
CVS IL2798POCT CHICAGO		1	2	67%	3
PINELLAS PARK HEALTH CENTER - PINELLAS CHD		1	2	67%	3
NC STATE LABORATORY OF PUBLIC HEALTH		3			3
ALLEGHENY GENERAL HOSPITAL			3	100%	3
CVS TX19POCT SPRING		3			3
MINUTECLINIC DIAGNOSTIC, PA		3			3
ESCO DRUG CO INC		3			3
MEDEXPRESS URGENT CARE - ROCKAWAY		3			3
MEDEXPRESS URGENT CARE-BLOOMFIELD AVEN		2	1	33%	3
BOONES CREEK URGENT CARE		1	2	67%	3
LPG PEDIATRICS AT LEHIGH ACRES		2	1	33%	3
SUMMIT MEDICAL GROUP – WEST ORANGE		3			3
CORMEUM LAB SERVICES, LLC			3	100%	3
MC DIAGNOSTIC OF CONNECTICUT, PC #252		2	1	33%	3
EFFINGHAM HOSP, INC, DBA EFFINGHAM HEALTH		3			3
COMMUNITY MEDICAL CENTER			3	100%	3
PARRISH MEDICAL CENTER-WAIVED TESTING		3			3
Hackensack Univ Medical Center At Pasc		2	1	33%	3
TEMPUS_LABS			3	100%	3
ORCHID COVE DAYTONA			3	100%	3
FLORIDA MENTOR-POINT WEST CLUSTER		3			3
CVS NE8616POCT LINCOLN		1	2	67%	3
UHEALTH JACKSON URGENT CARE - CUTLER BAY		1	2	67%	3
CVS TX2876POCT PROSPER		3			3
Kroger 571 - The Little Clinic Hendersonville		1	2	67%	3
FLORIDA LABORATORY ANALYSIS, LLC			3	100%	3

# COVID-19: testing by laboratory

Data through Apr 23, 2021 verified as of Apr 24, 2021 at 09:25 AM

Data in this report are provisional and subject to change.

The numbers in the table below represent the number of Florida and non-Florida residents for whom test results were received by the Department of Health. A person can be tested by more than one laboratory and can have both positive and negative results. **Therefore, the sum of the numbers in each column will be larger than the total number of people tested.**

Reporting lab	Inconclusive	Negative	Positive	Percent positive	Total
HEALTH AND WELLNESS URGENT CARE LLC			3	100%	3
CVS M05727POCT PLATTE CITY		3			3
Kroger 758 - The Little Clinic Providence		3			3
MEDEXPRESS URGENT CARE - CEDAR KNOLLS		3			3
ST. LUKE'S HOSPITAL - BETHLEHEM CAMPUS		1	2	67%	3
WILLIAM S MIDDLETON MEMORIAL VET HOSP		3			3
CVS RI326POCT NORTH SMITHFIELD		3			3
CENTURY LINK SPORTS COMPLEX			3	100%	3
HUMC		1	2	67%	3
MEDEXPRESS URGENT CARE - JEANNETTE		3			3
CVS TX7156POCT RICHARDSON		3			3
ADVANCE FAMILY PRACTICE LLC□			3	100%	3
OPTUM PRIMARY CARE - SILVER LAKES			3	100%	3
AKRON GENERAL MEDICAL CENTER MAIN		3			3
HARBORCHASE OF GAINESVILLE			3	100%	3
HARBORCHASE OF STUART			3	100%	3
NEBRASKA DEPARTMENT OF HEALTH AND HUMAN SERVICES			3	100%	3
ORLANDO AIRPORT DIALYSIS		3			3
RANDOLPH COUNTY HEALTH & REHABILITATIO		3			3
SUNDALE NURSING HOME		3			3
PEDIATRICS BY THE SEA JOG RD OFFICE			3	100%	3
MYKIDZMD PEDIATRICS PLLC		3			3
CVS IL2788POCT BUFFALO GROVE		3			3
MEDEXPRESS URGENT CARE-SALINA, S 9TH ST		3			3
HOMELAND CENTER		3			3
DOCTOR 4 U CLINIC		1	2	67%	3
MEDEXPRESS URGENT CARE - RUNNEMEDE		1	2	67%	3
MARYLAND STATE DEPT OF HEALTH	2		1	33%	3
LAHEY CLINIC MEDICAL CENTER			3	100%	3
HILLVIEW LABORATORY			3	100%	3
CAMPAZZI CONCIERGE MEDICAL SERVICES		2	1	33%	3
SPARROW CENTRAL LAB			3	100%	3
AFC URGENT CARE/FARRAGUT			3	100%	3
IOWA DEPARTMENT OF PUBLIC HEALTH			3	100%	3
CVS SC2497POCT LEXINGTON		3			3
VELOCITY CARE			3	100%	3
MARLBORO URGENT CARE		3			3
MINUTECLINIC DIAGNOSTIC OF NEW MEXICO LLC #7552		3			3
SINAI POST ACUTE NURSING AND REHAB CE		3			3
CVS MI8091POCT FRASER		2	1	33%	3
MINUTECLINIC DIAGNOSTIC OF WISCONSIN,		3			3
JACKSONVILLE VA OPC			3	100%	3
THE DOCTOR'S OFFICE OF WEST CALDWELL		3			3
BROOKDALE LAKE MARY			3	100%	3
MEDEXPRESS URGENT CARE - HACKETTSTOWN		2	1	33%	3
FAMILY TREE MEDICAL GROUP PA		2	1	33%	3
COASTAL SKIN SURGERY AND DERMATOLOGY PL		3			3



# COVID-19: testing by laboratory

Data through Apr 23, 2021 verified as of Apr 24, 2021 at 09:25 AM

Data in this report are provisional and subject to change.

The numbers in the table below represent the number of Florida and non-Florida residents for whom test results were received by the Department of Health. A person can be tested by more than one laboratory and can have both positive and negative results. **Therefore, the sum of the numbers in each column will be larger than the total number of people tested.**

Reporting lab	Inconclusive	Negative	Positive	Percent positive	Total
UK HEALTHCARE			3	100%	3
TERRACE OF ST CLOUD, THE		2	1	33%	3
NORTH SHORE HOSP. INFECTION CONTROL			3	100%	3
LIVINGSTON COUNTY DEPT OF HEALTH REPRO			3	100%	3
Grandview Health Care Center		3			3
FAMILY CARE SPECIALISTS OF ORLANDO			3	100%	3
GINKGO-IXLAYER		3			3
MARION OAKS ASSISTED LIVING		3			3
VIRGINIA DIVISION OF CONSOLIDATED LABORATORIES			3	100%	3
PHOEBE SUMTER MEDICAL CENTER LABORATORY		2	1	33%	3
SOUTH COUNTY MENTAL HEALTH CENTER INC			3	100%	3
LEGACY ER & URGENT CARE - FRISCO WEST			3	100%	3
BLACKWATER RIVER			3	100%	3
ADVENTHEALTH SEBRING- INFECTION CONTROL DEPARTMENT			3	100%	3
MEDEXPRESS URGENT CARE - TOTOWA		3			3
AUSTIN PUBLIC HEALTH			3	100%	3
LEE CONVENIENT CARE AT SUMMERLIN			3	100%	3
GRASSY SPRAIN PHARMACY INC		3			3
BICKERTON, DAWN		3			3
NEMOURS CHILDRENS PRIMARY CARE HORIZON WEST			3	100%	3
ADVENTHEALTH IMAGING LAKE NONA		1	2	67%	3
TRISTAR WELLNESS, LLC		3			3
CVS MA299POCT WORCESTER		3			3
TUFTS MEDICAL CENTER			3	100%	3
BAPTIST OUTPATIENT SERVICES			3	100%	3
HALIFAX HEALTH CARE FOR WOMEN		3			3
MIDWAY SPECIALTY CARE RX LLC		1	2	67%	3
ALLIANCE LABS @LRMC			3	100%	3
TARRANT COUNTY PUBLIC HEALTH		3			3
GENDERXPRESS/PICTURE ME PERFECT IMAGING			3	100%	3
CARENOW-ATASCOCITA			3	100%	3
OHIO HEALTH DOCTORS HOSPITAL			3	100%	3
MID FLORIDA CLINICAL LABORATORY		2	1	33%	3
CVS PA371POCT PHILADELPHIA		3			3
HOUSTON MEDICAL CENTER			3	100%	3
LUCID LABORATORY SERVICES		3			3
FELICIDAD MEDICAL CENTER INC			3	100%	3
CVS NV2989POCT NORTH LAS VEGAS		2	1	33%	3
MARIANNA CBOC		3			3
WALGREENS NO 19542		3			3
FIRST CARE - MIDDLESBORO			3	100%	3
ADVANCED URGENT CARE CENTER OF THE UPPER KEYS		1	2	67%	3
CVS AZ1720POCT QUEEN CREEK		3			3
HAMILTON COUNTY HEALTH DEPARTMENT		3			3
MEDEXPRESS URGENT CARE - TOPEKA, SW WANAMAKER RD		3			3
PEDIATRICS IN NORTH FLORIDA PA			3	100%	3
SOUTHCARE PHARMACY INC		1	2	67%	3

# COVID-19: testing by laboratory

Data through Apr 23, 2021 verified as of Apr 24, 2021 at 09:25 AM

Data in this report are provisional and subject to change.

The numbers in the table below represent the number of Florida and non-Florida residents for whom test results were received by the Department of Health. A person can be tested by more than one laboratory and can have both positive and negative results. **Therefore, the sum of the numbers in each column will be larger than the total number of people tested.**

Reporting lab	Inconclusive	Negative	Positive	Percent positive	Total
RCA LABORATORY SERVICES LLC			3	100%	3
SPRING LAKE REHABILITATION CENTER			3	100%	3
CARESPOT-WELLINGTON			3	100%	3
John Knox Manor Inc II		2	1	33%	3
EASTMAN HEALTHCARE & REHAB		3			3
SAN JUAN REGIONAL MEDICAL CENTER		3			3
RIGHT AT HOME			3	100%	3
ACCESS LABORATORIES LLC			3	100%	3
ADVENTHEALTH MEDICAL GROUP ADULT AND SENIOR HEALTH			3	100%	3
NEWCARE PRIMARY MEDICINE			3	100%	3
MEDEXPRESS URGENT CARE-SELINGSGROVE		2	1	33%	3
PRISMA HEALTH MIDLANDS			3	100%	3
BAPTIST HEALTH SURGERY CENTER AT NORTHPOINT			3	100%	3
LEGACY ER AND URGENT CARE			3	100%	3
MED FUSION			3	100%	3
LITTLE SPURS PEDIATRIC URGENT CARE		1	2	67%	3
ESTERO FIRE RESCUE		3			3
RICHMOND CITY DEPARTMENT OF PUBLIC HEALTH			3	100%	3
HOCHBERG LOWER SCHOOL		3			3
MINUTECLINIC DIAG OF IND, LLC #5369		2	1	33%	3
FAMILY FIRST PEDIATRICS			3	100%	3
CVS CA9485POCT MISSION VIEJO		3			3
SERENADES BY SONATA		1	2	67%	3
LAURELLWOOD NURSING CENTER		1	2	67%	3
ADVENTHEALTH WATERMAN COMMUNITY CLINIC			3	100%	3
BROOME COUNTY HEALTH DEPARTMENT		2	1	33%	3
CVS MA969POCT PALMER		3			3
CVS TX7675POCT RED OAK		1	2	67%	3
EASTERN NEW MEXICO MEDICAL CENTER		3			3
THE OASIS BEACHSIDE		3			3
CLARA MAASS TRANSITIONAL CARE UNIT		3			3
ASANTE THREE RIVERS MEDICAL CENTER LAB		3			3
HEPATOLOGY DIAGNOSTIC LAB			3	100%	3
US SPECIALTY LABS			3	100%	3
GULF COAST IMMEDIATE CARE CENTER		1	2	67%	3
2412 LEBANON PIKE		2	1	33%	3
CORTLAND COUNTY HEALTH DEPARTMENT		3			3
NORTHWELL HEALTH			3	100%	3
HOPE HEALTH CARE, LLC		3			3
DASCENA LAB			3	100%	3
LOCH HAVEN PEDIATRICS			3	100%	3
ALABAMA DEPT PUBLIC HEALTH			3	100%	3
CVS MO10151POCT SPRINGFIELD		2	1	33%	3
CVS OH2381POCT LEWIS CENTER		3			3
CENTRAL FL INTERNAL MEDICINE ASSOCIATES LLC		3			3
24TH WEAPONS OF MASS DESTRUCTION - CIVIL SUPPORT		3			3
LEXINGTON MEDICAL CENTER		1	2	67%	3

# COVID-19: testing by laboratory

Data through Apr 23, 2021 verified as of Apr 24, 2021 at 09:25 AM

Data in this report are provisional and subject to change.

The numbers in the table below represent the number of Florida and non-Florida residents for whom test results were received by the Department of Health. A person can be tested by more than one laboratory and can have both positive and negative results. **Therefore, the sum of the numbers in each column will be larger than the total number of people tested.**

Reporting lab	Inconclusive	Negative	Positive	Percent positive	Total
THE DOCTORS OFFICE OF BRICK, LLC		3			3
PRIMARY CARE CENTER OF LAKE CITY, THE			3	100%	3
PRECIDENT FLORIDA		3			3
CVS CA9103POCT ESCONDIDO		3			3
MEDEXPRESS URGENT CARE, BELLE VERNON		3			3
HARRINGTON PARK HEALTH AND REHAB		3			3
CVS IN6605POCT INDIANAPOLIS		2	1	33%	3
HIALEAH SHORES NURSING AND		2	1	33%	3
CVS IL3163POCT OAK PARK		3			3
VA PRIMARY CARE ANNEX			3	100%	3
BRADENTON PHYSICIAN MEDICAL CENTER			3	100%	3
CVS KS676POCT LAWRENCE		2	1	33%	3
PROPATH			3	100%	3
SCRIPPS CLINIC MEDICAL			3	100%	3
Kroger 627 - The Little Clinic Castleberry		2	1	33%	3
WAL-MART STORES EAST LP		2	1	33%	3
MINUTECLINIC DIAGNOSTIC PA #3344		3			3
HEALTH FIRST MEDICAL GROUP			3	100%	3
CVS NJ1927POCT GREEN BROOK		3			3
SOFTLAB			3	100%	3
FLORIDA MEDICAL ASSOCIATES		3			3
CVS IL8753POCT CHICAGO		3			3
COOPER UNIVERSITY HOSPITAL LABORATORY		2	1	33%	3
MARTIN MEDICAL CENTER INC		1	2	67%	3
CAPTIAL REGIONAL MEDICAL CENTER			3	100%	3
LIFE CARE CENTER OF SKAGIT VALLEY		3			3
FLORIDA HOSPITAL LABORATORIES		3			3
CVS OH3329POCT LAKEWOOD		3			3
Wynfield Park Health and Rehabilitation		3			3
CVS OH2486POCT NILES		1	2	67%	3
NEW YORK STATE DEPARTMENT OF HEALTH		1	2	67%	3
EMORY CRAWFORD LONG HOSPITAL			3	100%	3
ALLIED PHYSICIANS GROUP PLLC		3			3
EAST NAPLES PEDIATRICS			3	100%	3
Maryfield Inc. dba Pennybyrn		3			3
INTERNAL MEDICINE & PEDIATRICS WELLNESS CENTER			3	100%	3
ATLANTIS OUTPATIENT CENTER		3			3
UNIVERSITY URGENT CARE			3	100%	3
MONTANA PUBLIC HEALTH LAB			3	100%	3
VICAR'S LANDING NURSING HOME		2	1	33%	3
ACL LABORATORIES INDUSTRIAL TOXICOLOGY			3	100%	3
NEW GEN LABS			3	100%	3
C19 LABS			3	100%	3
MEDEXPRESS URGENT CARE-ARLINGTON		2	1	33%	3
CROWNE HEALTH CARE OF FORT PAYNE		2	1	33%	3
MAYO CLINIC BEACHES PRIMARY CARE CTR		3			3
Glenis Dr VA Outpatient Clinic		2	1	33%	3

# COVID-19: testing by laboratory

Data through Apr 23, 2021 verified as of Apr 24, 2021 at 09:25 AM

Data in this report are provisional and subject to change.

The numbers in the table below represent the number of Florida and non-Florida residents for whom test results were received by the Department of Health. A person can be tested by more than one laboratory and can have both positive and negative results. **Therefore, the sum of the numbers in each column will be larger than the total number of people tested.**

Reporting lab	Inconclusive	Negative	Positive	Percent positive	Total
RENE F CEDENO DMD PA		3			3
HOLY CITY MED URGENT CARE			3	100%	3
OMNI HEALTHCARE INC		1	2	67%	3
TAYLOR MANOR		1	2	67%	3
COL CROSSROAD		1	2	67%	3
CVS CA9803POCT RIVERSIDE		3			3
SSM HEALTH ST LOUIS MICROBIOLOGY LABORATORY		1	2	67%	3
Kroger 387 - The Little Clinic Hubbards Lane		3			3
MARRA'S PHARMACY		3			3
IP BOISE 1		2	1	33%	3
CVS MA654POCT ACTON		3			3
SCHIFF CENTER FOR LIVER DISEASES		1	2	67%	3
CVS NC4169POCT FAYETTEVILLE		3			3
MINUTECLINIC, LLC #07876		2	1	33%	3
CVS OH4359POCT HUDSON		3			3
Glenview Terrace Nursing Center		3			3
TRUE HEALTH – LAKE UNDERHILL		3			3
USCG ABBOTT BINAXNOW		2	1	33%	3
JERSEY IRISH MEDICAL		2			2
Life Care Center of Elyria		2			2
CHRISTUS SPOHN HOSPITAL			2	100%	2
Guilford Health Care Center		2			2
UNITY LONGPOND		2			2
Bethel Lutheran Home		2			2
Buena Vista Care Center		2			2
BLOSSOMS ASSISTED LIVING 1 LLC			2	100%	2
Walgreens #9890		2			2
HAILE MEDICAL GROUP PA		2			2
ANNE ARUNDEL MEDICAL CENTER			2	100%	2
DEVLAB, LLC			2	100%	2
AMERICAN MEDICAL LABORATORIES			2	100%	2
CVS MA929POCT FRANKLIN		2			2
HAWAII DEPARTMENT OF HEALTH			2	100%	2
CITRUS DERMATOLOGY			2	100%	2
CVS IL8744POCT BROOKFIELD		2			2
CVS MA1179POCT HUDSON		1	1	50%	2
Home Health Care Clinic		2			2
HEALTH NETWORK			2	100%	2
St. Luke's Care Center		2			2
Kroger 667 - The Little Clinic Litchfield Park		2			2
WEAKLEY COUNTY REHAB AND NURSING CENTER		2			2
Pinnacle Assisted Living			2	100%	2
Cottage of the Shoals		2			2
THE MEDICAL CENTER			2	100%	2
ST JOSEPH'S HOSPITAL INC			2	100%	2
ASSOCIATES IN INTERNAL MEDICINE PA			2	100%	2
MINUTECLINIC DIAG OF IND, LLC #4368		2			2

# COVID-19: testing by laboratory

Data through Apr 23, 2021 verified as of Apr 24, 2021 at 09:25 AM

Data in this report are provisional and subject to change.

The numbers in the table below represent the number of Florida and non-Florida residents for whom test results were received by the Department of Health. A person can be tested by more than one laboratory and can have both positive and negative results. **Therefore, the sum of the numbers in each column will be larger than the total number of people tested.**

Reporting lab	Inconclusive	Negative	Positive	Percent positive	Total
Macon Valley Nursing and Rehabilitation Center		2			2
CVS NC2297335CV GREENSBORO		2			2
MANASOTA PEDIATRICS			2	100%	2
Iowa Veterans Home		2			2
CVS TX4794POCT ARLINGTON		2			2
WALGREENS #06583		2			2
MEMORIAL HOSPITAL WEST			2	100%	2
PRIMARY HEALTH CARE ASSOCIATES INC			2	100%	2
TWIN LAKES REHAB & HEALTHCARE		2			2
CVS MO5724POCT KANSAS CITY		2			2
CLEMENT J ZABLOCKI VAMC		2			2
ST ANTHONY COMMUNITY HOSPITAL LAB		1	1	50%	2
ManorCare Rehab Center of Marietta		2			2
BAYCARE OUTREACH LAB			2	100%	2
CLEVELAND CLINIC FLORIDA LABORATORY			2	100%	2
PALM BEACH DIGESTIVE ASSOCIATES			2	100%	2
Fox Subacute at Warrington		2			2
AMICUS MEDICAL CENTER LLC			2	100%	2
Durham VAMC		2			2
MIDDLEBURG VA CBOC		2			2
INTERNAL MEDICINE ASSOCIATES-DUNELLON			2	100%	2
SENECA HEALTH CARE CENTER		2			2
TEQUESTA FAMILY MEDICAL CENTER LLC			2	100%	2
SOUTHERN SPRINGS HEALTH CARE		2			2
BROOKSVILLE DIALYSIS			2	100%	2
COLONIAL VILLA GOOD SAMARITAN CENTER		2			2
CSS- TWELVE OAKS			2	100%	2
CARTER BLOOD CARE			2	100%	2
BAPTIST HEALTH MEDICAL PLAZA			2	100%	2
EXCUSED ABSENCE PLLC		2			2
LIFEGUARD AMBULANCE SERVICES LLC, TEXAS- SAN			2	100%	2
CENTRAL FLORIDA FAMILY HEALTH CENTER		2			2
ARCPPOINTLABS OF VIRGINIA BEACH		1	1	50%	2
Fairlane Gardens Nursing and Rehab at Reading		2			2
WILCOX MEDICAL CENTER-ALMA COLLEGE		2			2
CVS OH4327POCT PAINESVILLE		2			2
Highland Ave. Eye Clinic		2			2
Kroger 409 - The Little Clinic Hebron Marketplace		1	1	50%	2
FLORIDA MENTOR FAULKNER GROUP HOME			2	100%	2
HEALTHCARE NETWORK			2	100%	2
EASTSIDE SPORTS COMPLEX			2	100%	2
ADVENTIST HINSDALE HOSPITAL LABORATORY			2	100%	2
REGIONS HOSPITAL LABORATORY			2	100%	2
MI Nursing Restorative Center		2			2
MAJESTIC GUARDIANS			2	100%	2
SUNSHINE PHARMACY		2			2
NEMOURS CHILDREN'S PRIMARY CARE THE VILLAGES		2			2



# COVID-19: testing by laboratory

Data through Apr 23, 2021 verified as of Apr 24, 2021 at 09:25 AM

Data in this report are provisional and subject to change.

The numbers in the table below represent the number of Florida and non-Florida residents for whom test results were received by the Department of Health. A person can be tested by more than one laboratory and can have both positive and negative results. **Therefore, the sum of the numbers in each column will be larger than the total number of people tested.**

Reporting lab	Inconclusive	Negative	Positive	Percent positive	Total
PREMIER FAMILY CARE I, INC			2	100%	2
HCR MANOR CARE SERVICES OF FLORIDA III INC		2			2
FLORIDA SCHOOL FOR THE DEAF & BLIND			2	100%	2
VENETIAN GARDENS		2			2
Timber Ridge Health Care Center			2	100%	2
MOUNT SINAI MEDICAL CENTER OF FLORIDA, INC			2	100%	2
SOMA MEDICAL CENTER P.A. #4			2	100%	2
ONslow COUNTY HEALTH DEPARTMENT			2	100%	2
CVS NJ2369POCT JACKSON		2			2
Mary Anna Nursing Home		2			2
Southern Pines Healthcare Center		1	1	50%	2
BAY CORRECTIONAL AND REHABILITATION FACILITY			2	100%	2
WARD MEMORIAL HOSPITAL		2			2
MINUTECLINIC LLC #3351			2	100%	2
VELOCITY URGENT CARE			2	100%	2
Parkridge Specialty Care		2			2
SELECT MEDICAL CLINIC			2	100%	2
AMEDISYS HOME HEALTH OF GREENVILLE			2	100%	2
PEACEHEALTH CENTRAL		2			2
CROSSROADS			2	100%	2
APALACHEE CENTER INC		2			2
Harbor House		2			2
MEDEXPRESS URGENT CARE - BROOKHAVEN		2			2
JOHNSON CITY MEDICAL CENTER		1	1	50%	2
CVS CA8861POCT BUENA PARK		2			2
PEACE RIVER MEDICAL CENTER		2			2
GILA REGIONAL MEDICAL CENTER		2			2
Village Green Health & Rehabilitation		2			2
Kroger 096 - The Little Clinic Orchard and Holly		2			2
SAMARITAN PACIFIC COMMUNITIES HOSPITAL		2			2
ADVOCATE SHERMAN HOSPITAL			2	100%	2
PALM MEDICAL CENTER - PLANT CITY		2			2
SCHEURER HOSPITAL		2			2
OHSU LABORATORY SERVICES		2			2
GOLDSTEIN			2	100%	2
SPRINGS MEDICAL LAB		1	1	50%	2
JMC TALLAHASSEE, LLC			2	100%	2
Cooperstown Center for Nursing and Rehabillitation		2			2
UNM SANDOVAL REGIONAL MEDICAL CENTER		2			2
Kroger 647 - The Little Clinic Newnan Crossings		1	1	50%	2
CVS NC3514POCT STANLEY		2			2
ILLINOIS DEPT OF PUBLIC HEALTH LABS			2	100%	2
FASTCARE LLC			2	100%	2
ASANTE ROGUE REGIONAL MEDICAL CENTER L		2			2
ST. MARY'S MEDICAL CENTER EVANSVILLE, INC			2	100%	2
Oakmont of Katy Nursing and Rehabilitation		2			2
ManorCare Health Services Peters Township		2			2

# COVID-19: testing by laboratory

Data through Apr 23, 2021 verified as of Apr 24, 2021 at 09:25 AM

Data in this report are provisional and subject to change.

The numbers in the table below represent the number of Florida and non-Florida residents for whom test results were received by the Department of Health. A person can be tested by more than one laboratory and can have both positive and negative results. **Therefore, the sum of the numbers in each column will be larger than the total number of people tested.**

Reporting lab	Inconclusive	Negative	Positive	Percent positive	Total
VA WNYHCS - Buffalo Division		1	1	50%	2
WARE EXPRESS CARE			2	100%	2
UNIVERSITY HOSPITAL OF BROOKLYN		2			2
Covington Care Nursing and Rehabilitation		2			2
Kroger 412 - The Little Clinic Oxford		2			2
Lenawee Medical Care Facility		2			2
COBLESKILL REGIONAL HOSPITAL		2			2
PTC LABORATORIES			2	100%	2
WEST FLORIDA MEDICAL ASSOCIATES, PA			2	100%	2
NATHAN LITTAUER HOSPITAL LAB		2			2
HUMILITY OF MARY HEALTH PARTNERS			2	100%	2
POMONA VALLEY COMMUNITY HOSPITAL			2	100%	2
BOSTON PUBLIC HEALTH COMMISSION			2	100%	2
HAMILTON CHD		2			2
Kroger 550 - The Little Clinic Bellevue		2			2
NORTON IMMEDIATE CARE CENTER - PRESTON			2	100%	2
VANAYER HEALTHCARE AND REHAB CENTER		2			2
MID AMERICA CLINICAL LABS			2	100%	2
AMERICAN RESEARCH CENTERS OF FLORIDA			2	100%	2
HENRY FORD WEST BLOOMFIELD HOSPITAL			2	100%	2
A PATTERN MEDICAL CLINIC		2			2
HOLSTON MEDICAL GROUP		2			2
RABI SINHA, MD		2			2
UT PATH			2	100%	2
Manorcare Health Services - Williamsport South		2			2
CARE NOW DENTON			2	100%	2
AUGUSTA HEALTH SKILLED CARE			2	100%	2
BAYFRONT CARDIOVASCULAR ASSOCIATES		1	1	50%	2
MEDEXPRESS URGENT CARE - SPRINGFIELD, COOLEY ST		2			2
UW HOSPITAL AND CLINICS		1	1	50%	2
EAST CENTRAL REGIONAL HOSPITAL GRACEWO		2			2
SOUTHEASTERN INSTITUTE OF RESTORATIVE MEDICINE		1	1	50%	2
EASTLAKE MEDICAL CENTER		2			2
Holiday Retirement Home			2	100%	2
PRECISION DIAGNOSTIC INC		2			2
ADERHOLT MEDICAL, LLC		2			2
CVS NC6633POCT FAYETTEVILLE		2			2
BLANCHARD VALLEY HOSPITAL LABORATORY			2	100%	2
DEER'S HEAD CENTER		2			2
URGENTMED PLANTATION			2	100%	2
RADEAS			2	100%	2
ACCESS MEDICAL GROUP OF FLORIDA CITY			2	100%	2
CVS – MINUTECLINIC			2	100%	2
NORTH OKALOOSA PHYSICIAN GRP - WALK IN CLINIC			2	100%	2
ORLANDO LUTHERAN TOWERS		1	1	50%	2
CVS MA915POCT BEVERLY		1	1	50%	2
TMH EC NORTHEAST LABORATORY			2	100%	2

# COVID-19: testing by laboratory

Data through Apr 23, 2021 verified as of Apr 24, 2021 at 09:25 AM

Data in this report are provisional and subject to change.

The numbers in the table below represent the number of Florida and non-Florida residents for whom test results were received by the Department of Health. A person can be tested by more than one laboratory and can have both positive and negative results. **Therefore, the sum of the numbers in each column will be larger than the total number of people tested.**

Reporting lab	Inconclusive	Negative	Positive	Percent positive	Total
SOUTH HILLSBOROUGH CBOC			2	100%	2
CHNJ		2			2
SCIENTIFIC LABORATORY COMPANY		2			2
UNIVERSITY OF TEXAS AT EL PASO, THE			2	100%	2
HOLY FAMILY MEDICAL CENTER		1	1	50%	2
MINUTECLINIC MINUTECLINIC #4978		1	1	50%	2
VIBRA HEALTH LABORATORY			2	100%	2
Workmens Circle Multicare Center		2			2
HEALTH PARTNERS REGIONAL HOSPITAL			2	100%	2
RAPID URGENT CARE - ALBANY			2	100%	2
AFC PHYSICIANS OF FLORIDA, PA			2	100%	2
CVS MO8581POCT BLUE SPRINGS		1	1	50%	2
MY PHARMACY			2	100%	2
SACRED HEART HOSPITAL ON THE EMERALD			2	100%	2
SENTARA NORFOLK GENERAL HOSPITAL			2	100%	2
VAULT HEALTH			2	100%	2
MED-LAKE LABORATORY, LLC			2	100%	2
POMERENE HOSPITAL			2	100%	2
FLORIDA MEDICAL CLINIC, LLC			2	100%	2
NIAGARA APOTHECARY INC		2			2
PALOS COMMUNITY HOSPITAL LABORATORY			2	100%	2
BUCKINGHAM PAVILION INC		2			2
CVS IN6611POCT INDIANAPOLIS		1	1	50%	2
AGILE URGENT CARE			2	100%	2
HOPE HEALTH & WELLNESS		2			2
VILLAGES HEALTH SYSTEM, LLC, THE			2	100%	2
MOBILE HEALTH LABS LLC			2	100%	2
CARE ATC ARLINGTON CENTRAL PARK		2			2
VOLUNTEERS OF AMERICA OF FLORIDA			2	100%	2
TEXAS HEALTH CARE			2	100%	2
BAYLOR COLLEGE OF MEDICINE			2	100%	2
PRIMARY CARE SERVICES AT EDGEWATER		2			2
MCLAREN REGIONAL MEDICAL CENTER			2	100%	2
WALGREENS #13605		2			2
PHYSICIANS PREMIER			2	100%	2
Henry County Health and Rehabilitation		2			2
CORNELIA REDDY URGENT CARE		2			2
WE CARE HOME HEALTH SOLUTIONS LLC			2	100%	2
EXPRESS CARE WALK-IN CLINIC			2	100%	2
AMERICAN FAMILY CARE URGENT CARE		1	1	50%	2
ROYAL CARE MEDICAL CENTER			2	100%	2
CVS MD1490POCT GAITHERSBURG		2			2
QUALITY URGENT CARE CENTER		1	1	50%	2
CVS NE8615POCT LINCOLN		2			2
Green Mountain Nursing and Rehabilitation		2			2
SIMMONS			2	100%	2
SENDER RETREAT ADULT DAY CARE CENTERS			2	100%	2

# COVID-19: testing by laboratory

Data through Apr 23, 2021 verified as of Apr 24, 2021 at 09:25 AM

Data in this report are provisional and subject to change.

The numbers in the table below represent the number of Florida and non-Florida residents for whom test results were received by the Department of Health. A person can be tested by more than one laboratory and can have both positive and negative results. **Therefore, the sum of the numbers in each column will be larger than the total number of people tested.**

Reporting lab	Inconclusive	Negative	Positive	Percent positive	Total
CHARLOTTE COUNTY HEALTH DEPARTMENT			2	100%	2
MEDICAL CENTER LABORATORY			2	100%	2
Kroger 853 - The Little Clinic East Broad Street		2			2
COLONIAL HEALTH CARE		1	1	50%	2
CENTRAL ARKANSAS VETERANS HEALTHCARE SYSTEM - VETERANS AFFAIRS			2	100%	2
WILSON MEMORIAL HOSPITAL			2	100%	2
BELLIN HOSPITAL			2	100%	2
Crowne Health Care of Mobile		2			2
MOBILE PHLEBOTOMY SERVICES			2	100%	2
TEXAS REGIONAL ASTHMA & ALLERGY CENTER			2	100%	2
FLORIDA DEPARTMENT OF HEALTH PINELLAS COUNTY-			2	100%	2
John L. McClellan Memorial Veterans Hospital		2			2
DEKALB MEDICAL CENTER LABORATORY			2	100%	2
EMERALD PARK OF HOLLYWOOD			2	100%	2
JORDAN VALLEY MEDICAL CENTER			2	100%	2
ASCENSION ST MICHAEL'S HOSPITAL LAB		1	1	50%	2
Essex Center for Rehabilitation and Healthcare		2			2
RM PHARMACY SERVICES INC		1	1	50%	2
MINUTE CLINIC DIAGNOSTIC OF KANSAS PA		2			2
POINT OF CARE PRIVATE HEALTH MANAGEMENT			2	100%	2
BMC/JACSONVILLE		1	1	50%	2
CQUENTIA NGS, LLC			2	100%	2
WAKULLA URGENT CARE & DIAGNOSTIC			2	100%	2
DOWN HOME MEDICAL			2	100%	2
ROBERTS WESLEYAN COLLEGE HEALTH CENTE		2			2
NAVAL BRANCH MEDICAL CLINIC			2	100%	2
BIOHEALTH MEDICAL LAB INC			2	100%	2
CARENOW LENEXA			2	100%	2
SHANDS JACKSONVILLE CLINICAL CENTER		1	1	50%	2
Kroger 101 - The Little Clinic Hill Top		2			2
INTERMOUNTAIN MEDICAL CENTER			2	100%	2
THE FOUNTAIN AT BOCA CIEGA BAY		2			2
DAVENPORT PEDIATRICS CLERMONT			2	100%	2
Northport VAMC		2			2
VALUE DRUGS GREENLAWN INC		2			2
Piney Grove Nursing and Rehabilitation Center		2			2
CVS AZ5477POCT SURPRISE		2			2
WALGREENS AGUADILLA (ST 177)		2			2
GREEN BAY BLIZZARD OFFICE		2			2
SAFE PMC		2			2
TSALI CARE CENTER		2			2
METHODIST HEALTHCARE - MEMPHIS HOSP		2			2
CHAPPEL GROUP RESEARCH, THE		2			2
ST LUKES HOSPITAL			2	100%	2
SAWGRASS PEDIATRIC PARTNERS LLC			2	100%	2
KAP MEDICAL GROUP, LLC			2	100%	2
CHILDREN'S MEDICAL CENTER-EAST ORLANDO			2	100%	2

# COVID-19: testing by laboratory

Data through Apr 23, 2021 verified as of Apr 24, 2021 at 09:25 AM

Data in this report are provisional and subject to change.

The numbers in the table below represent the number of Florida and non-Florida residents for whom test results were received by the Department of Health. A person can be tested by more than one laboratory and can have both positive and negative results. **Therefore, the sum of the numbers in each column will be larger than the total number of people tested.**

Reporting lab	Inconclusive	Negative	Positive	Percent positive	Total
FALMOUTH HOSPITAL		1	1	50%	2
ROUTE 16 PHARMACY LLC DBA HOLLAND PHAR		2			2
APPLING NURSING & REHABILITATION PAVIL		2			2
MOORE CLINICAL RESEARCH INC			2	100%	2
MC MEDICAL			2	100%	2
CONCENTRA - PLANT CITY		2			2
COLUMBIA COTTAGE		2			2
Advanced Rehabilitation and Healthcare of Wichita Falls		2			2
LAKEVIEW HEALTH CARE SYSTEM LLC			2	100%	2
WyndRidge Health & Rehabilitation		2			2
ARLINGTON DIALYSIS CENTER LLC		2			2
URGENT CARE AND SURGERY CENTER			2	100%	2
CVS IN8639POCT TERRE HAUTE		2			2
PUTNAM COUNTY PUBLIC HEALTH UNIT		2			2
ROYAL OAK MEDICAL CENTER LLC DBA CHARACTER FAMILY			2	100%	2
COVANCE			2	100%	2
SPECIALTY LABORATORIES			2	100%	2
DESERT HOSPITAL/CPHU CLINICAL LABORATORY			2	100%	2
MIDLAND MEMORIAL HOSPITAL			2	100%	2
JRS LABORATORY			2	100%	2
STUART SURGERY CENTER, LLC			2	100%	2
NORTH MANATEE HEALTH CARE CENTER			2	100%	2
BENEVA LAKES ASSISTED LIVING CENTER			2	100%	2
MARTINSBURG VAMC		2			2
ORCHARD LABORATORIES			2	100%	2
ALBUQUERQUE - AMG SPECIALTY HOSPITAL		2			2
Beecher Manor Nursing and Rehabilitation Center		2			2
TALLAHASSEE MEMORIAL HEALTHCARE FAMILY MED RESIDENCY			2	100%	2
Sevierville Health and Rehabilitation		2			2
TLC MEDICAL			2	100%	2
Kroger 426 - The Little Clinic Suwanee		2			2
WISCONSIN STATE LABORATORY OF HYGIENE		1	1	50%	2
DELRAY BEACH HEALTH CENTER			2	100%	2
CVS NV5942POCT LAS VEGAS		2			2
MEDEXPRESS URGENT CARE, MOSSIDE		2			2
SPARTANBURG REGIONAL MEDICAL CENTER			2	100%	2
ACCESS MEDICAL GROUP OF TAMPA II, INC		2			2
RUST MEDICAL CENTER		2			2
PANCARE HEALTH - SNEADS ELEMENTARY			2	100%	2
PRECISION CLINICAL RESEARCH			2	100%	2
BAPTIST HOSPITAL INTERNAL MEDICINE GULF BREEZE			2	100%	2
CORTLAND PARK REHABILITATION AND NURSING CENTER		1	1	50%	2
COASTAL PEDIATRIC CARE			2	100%	2
Beth Sholom Home of Eastern Virginia		1	1	50%	2
CVS OH5457POCT POWELL		2			2
LIFESPRING COMMUNITY HEALTH		2			2
MEDCARE		2			2



# COVID-19: testing by laboratory

Data through Apr 23, 2021 verified as of Apr 24, 2021 at 09:25 AM

Data in this report are provisional and subject to change.

The numbers in the table below represent the number of Florida and non-Florida residents for whom test results were received by the Department of Health. A person can be tested by more than one laboratory and can have both positive and negative results. **Therefore, the sum of the numbers in each column will be larger than the total number of people tested.**

Reporting lab	Inconclusive	Negative	Positive	Percent positive	Total
Kroger 777 - The Little Clinic Shelbyville		1	1	50%	2
MAYO CLINIC GROUP PRACTICE LABORATORY			2	100%	2
CVS OH2540POCT HILLIARD		2			2
MEDEXPRESS URGENT CARE-MT PLEASANT		1	1	50%	2
New Jersey Aim At Smg		2			2
HMH HOSPITALS CORPORATION		2			2
MEDRITE MEDICAL CARE PC		2			2
Providence VAMC		2			2
CVS CA9497POCT IRVINE		2			2
CVS TX7603POCT SAGINAW		2			2
MEDICAL ASSOCIATES OF BREVARD LLC		1	1	50%	2
BOND & STEELE CLINIC, PA			2	100%	2
HOLY TRINITY PHARMACY LLC		2			2
WHITESANDS OUTPATIENT TREATMENT		2			2
UPS			2	100%	2
MONICE DR.			2	100%	2
Eagle Health and Rehabilitation		2			2
SUMMERFIELD RETIREMENT LIVING, INC			2	100%	2
Absolut Care at Three Rivers		2			2
NYUMC CLINICAL LABORATORIES			2	100%	2
HEAD 2 TOE PEDIATRICS, PLLC		1	1	50%	2
ADVANCED FOOT AND ANKLE OF INDIAN RIVER		2			2
TGH Brandon Healthplex Laboratory			2	100%	2
TRINITY DIALYSIS			2	100%	2
NORTH DAKOTA VETERANS HOME		2			2
MERCY CONVENIENT CARE			2	100%	2
CITRUS PARK			2	100%	2
WELL-KEY URGENT CARE SEVIERVILLE			2	100%	2
MEDEXPRESS URGENT CARE - OMAHA N 72 ST		2			2
PROSPECT URGENT CARE			2	100%	2
ROCKWALL URGENT CARE			2	100%	2
HIGHLAND PARK LAKEWOOD PRESTON HOLLOW			2	100%	2
ABRAKIDABRA PEDIATRIC CLINIC LLC			2	100%	2
BAYMEADOWS PRIMARY CARE		2			2
BOCA RATON REGIONAL HOSPITAL INC			2	100%	2
CORNERSTONE MEDICAL CARE OF BRANDON		2			2
TWELVE OAKS RECOVERY CENTER			2	100%	2
BAYCARE LABORATORIES			2	100%	2
MAINE CENTER FOR DISEASE CONTROL AND PREVENTION			2	100%	2
BIRMINGHAM INTERNAL MEDICINE ASSOCIATE		1	1	50%	2
LABRADOR PRIMARY CARE CENTER			2	100%	2
AdventHealth Care Center Orlando North			2	100%	2
MERCY MEDICAL CENTER INC		1	1	50%	2
BOND COMMUNITY HEALTH CENTER			2	100%	2
CHESTERFIELD HEALTHCARE GROUP, INC		2			2
ADVENTHEALTH IMAGING PARTIN SETTLEMENT			2	100%	2
ENCOMPASS HEALTH HOME HEALTH		1	1	50%	2

# COVID-19: testing by laboratory

Data through Apr 23, 2021 verified as of Apr 24, 2021 at 09:25 AM

Data in this report are provisional and subject to change.

The numbers in the table below represent the number of Florida and non-Florida residents for whom test results were received by the Department of Health. A person can be tested by more than one laboratory and can have both positive and negative results. **Therefore, the sum of the numbers in each column will be larger than the total number of people tested.**

Reporting lab	Inconclusive	Negative	Positive	Percent positive	Total
Fairhaven Retirement Community		2			2
JEFFERSON WASHINGTON TOWNSHIP HOSPITAL		2			2
GET WELL EXPRESS URGENT CARE & WALK-IN CLINIC			2	100%	2
JOHN D. ARCHBOLD MEM. HOSPITAL			2	100%	2
ADVANTA ANALYTICAL LABORATORIES			2	100%	2
LIFETIME FAMILY URGENT CARE			2	100%	2
MEDEXPRESS URGENT CARE PENNSVILLE		2			2
CARE ATC SUN HYDRAULICS TALLAVAST			2	100%	2
BROOKDALE PALM BEACH GARDENS			2	100%	2
METHODIST SPECIALTY CARE CENTER		2			2
SWEDISH COVENANT HOSPITAL			2	100%	2
OAKMONT EAST- GREENVILLE SC, LLC		2			2
LEXINGTON PLACE			2	100%	2
The Grand Rehabilitation & Nursing Utica		2			2
ASHLEY PEDIATRICS			2	100%	2
Kroger 687 - The Little Clinic Sugar Hill		1	1	50%	2
SYNEOS HEALTH			2	100%	2
CLINICAL REFERENCE LABORATORY, INC		2			2
KJ MEDICAL PRACTICE PC		2			2
MEMORIAL SLOAN KETTERING CANCER CENTER		1	1	50%	2
IN AND OUT URGENT CARE			2	100%	2
MEDEXPRESS URGENT CARE - ROSS TOWNSHIP		2			2
BIOMAT USA			2	100%	2
INTEGRITY CLINICAL RESEARCH CENTER INC		1	1	50%	2
STUDENT HEALTH SERVICES			2	100%	2
OUR LADY OF THE LAKE REGIONAL MEDICAL CENTER			2	100%	2
ULTIMATE KIDNEY CARE			2	100%	2
INN AT LAPOSADA,THE			2	100%	2
AFC URGENT CARE CLEVELAND			2	100%	2
Warren Center for Rehabilitation and Nursing		2			2
MEDEXPRESS URGENT CARE - NUTLEY		2			2
SUNBRIDGE CARE & REHAB FOR DECATUR		2			2
DURAND SENIOR CARE & REHAB CENTER		2			2
NEMOURS CHILDREN'S PRIMARY CARE OF VERO BEACH			2	100%	2
SPRING HILL REGIONAL HOSPITAL			2	100%	2
FLORIDA PRIMARY CARE CENTER PA		2			2
RMC BROOKHOLLOW MED AESTHETICS INC		2			2
HARTFORD HEALTH CARE & REHABILITATION			2	100%	2
VALLEY BAPTIST MEDICAL CENTER: BROWNSVILLE			2	100%	2
PM PEDIATRICS OF BAYSIDE PLLC - BELLER		2			2
MEDEXPRESS URGENT CARE - LINCOLN VILLA		2			2
NATIONWIDE LABORATORY SERVICES		1	1	50%	2
DOCTOR'S IN-HOUSE LAB/COMMUNITY HEALTH CENTERS OF PINELLAS – JOHNNIE R			2	100%	2
KIVA AT MOUNT DORA			2	100%	2
MEDEXPRESS URGENT CARE - WICHITA, N MAIZE RD		1	1	50%	2
FLAGLER PROFESSIONAL HEALTH CAE SERVICES INC		2			2
SHELL POINT HOME HEALTH			2	100%	2

# COVID-19: testing by laboratory

Data through Apr 23, 2021 verified as of Apr 24, 2021 at 09:25 AM

Data in this report are provisional and subject to change.

The numbers in the table below represent the number of Florida and non-Florida residents for whom test results were received by the Department of Health. A person can be tested by more than one laboratory and can have both positive and negative results. **Therefore, the sum of the numbers in each column will be larger than the total number of people tested.**

Reporting lab	Inconclusive	Negative	Positive	Percent positive	Total
RAPID MD			2	100%	2
BRANDYWYNE HEALTH CARE CENTER			2	100%	2
TRUE HEALTH INC			2	100%	2
Kroger 619 - The Little Clinic Hendersonville Indian Lake		2			2
ADVANCED MEDICAL OF FLORIDA			2	100%	2
INTEGRATED REGIONAL LABS			2	100%	2
ST. VINCENT HOSPITAL			2	100%	2
ST ANTHONY'S PINELLAS CARE CLINIC			2	100%	2
Delaware Court Healthcare Center		2			2
INTEAM HEALTH, INC.			2	100%	2
Kroger 130 - The Little Clinic Colorado Springs		2			2
GOLISANO PEDIATRICS PORT CHARLOTTE HARBOR		2			2
DUBOIS CONTINUUM OF CARE COMMUNITY INC		2			2
PORTAGE MEDICAL CENTER			2	100%	2
FKC AMELIA ISLAND DIALYSIS			2	100%	2
WALKONCLINIC			2	100%	2
SANTA ROSA COUNTY HEALTH DEPARTMENT			2	100%	2
VA CBOC			2	100%	2
FEDERAL CORRECTIONAL INSTITUTION MARIANNA			2	100%	2
HEALTH GROUP CENTER INC			2	100%	2
KINGSTON RESIDENCE OF MARION		2			2
UHEALTH CARDIOLOGY			2	100%	2
WOMENS CARE FLORIDA LLC-LABORATORY		2			2
OELWEIN HEALTH CARE CENTER		2			2
MEDEXPRESS URGENT CARE - SOUTH CHARLESTON		2			2
CHOTA COMMUNITY HEALTH SERVICES		1	1	50%	2
CARELINE PHARMACY AND HEALTHCARE SERVICES		1	1	50%	2
SHELBYVILLE HOSPITAL COMPANY		2			2
TRINITAS REGIONAL MEDICAL CENTER		1	1	50%	2
MEDEXPRESS URGENT CARE - BENTON		2			2
MCCALLIE SCHOOL-STUDENT HEALTH CENTER		2			2
CVS IN6559POCT AVON		2			2
Kroger 020 - The Little Clinic Wheat Ridge		2			2
PM PEDIATRICS OF SELDEN, PLLC		2			2
CVS AZ9277POCT TUCSON		2			2
LAKE SUCCESS EXTENDED CARE		2			2
TENNESSEE VALLEY HCS			2	100%	2
AZALEA HEALTH AND REHABILITATION		2			2
KEY WEST HMA PHYSICIAN MANAGEMENT, LLC			2	100%	2
LAREDO EMERGENCY ROOM			2	100%	2
NORTHSIDE FAMILY MEDICINE AND URGENT CARE (HOLLY SPRINGS)		2			2
MEDICAL ASSOCIATES OF BREVARD DR S VYAS			2	100%	2
MID-FLORIDA HEMATOLOGY AND ONCOLOGY CENTERS		2			2
ELITE MEDICAL LABORATORY SOLUTIONS LLC			2	100%	2
MEDEXPRESS URGENT CARE - WOODBURY			2	100%	2
DELAWARE DIAGNOSTICS LABS			2	100%	2
Kroger 441 - The Little Clinic Middletown		2			2

# COVID-19: testing by laboratory

Data through Apr 23, 2021 verified as of Apr 24, 2021 at 09:25 AM

Data in this report are provisional and subject to change.

The numbers in the table below represent the number of Florida and non-Florida residents for whom test results were received by the Department of Health. A person can be tested by more than one laboratory and can have both positive and negative results. **Therefore, the sum of the numbers in each column will be larger than the total number of people tested.**

Reporting lab	Inconclusive	Negative	Positive	Percent positive	Total
MEMORIAL HOSPITAL OF CARBONDALE			2	100%	2
DIAGNOSTIC AFFILIATES			2	100%	2
MONTCLAIR STATE UNIV/HLTH & WELLNESS		2			2
UNIVERSITY OF MIAMI SCCC RESEARCH LABORATORY			2	100%	2
STARR CITY OF ROMA COMMUNITY CENTER			2	100%	2
GRACE HEALTHCARE OF LAKE WALES		1	1	50%	2
HANOVER ENDOSCOPY CENTER		2			2
ROYAL PALM PEDIATRICS			2	100%	2
WALGREENS NO 10512		1	1	50%	2
Imboden Creek Living Center		2			2
VITAL CARE CLINIC, LLC			2	100%	2
Kroger 686 - The Little Clinic Farragut		2			2
CAREWELL JW - WORCESTER LNC			2	100%	2
EXPRESS CARE OF THE SHOALS		1	1	50%	2
MIDDLE TENN MENTAL HEALTH INSTITUTE		2			2
STARR COUNTY MEMORIAL HOSPITAL			2	100%	2
GIGI WOOD DAVIS DO-FAMILY MEDICINE		2			2
THOMASVILLE REGIONAL MEDICAL CENTER		2			2
AHC Forest cove		2			2
MAGNOLIA MANOR OF COLUMBUS		2			2
SUNCOAST BLOOD BANK			2	100%	2
BFT LAB			2	100%	2
Van Wert Manor		2			2
MIRAMAR KIDNEY CENTER		1	1	50%	2
LAWRENCE GENERAL HOSPITAL			2	100%	2
MISSION HOSPITAL REGIONAL MEDICAL CENTER			2	100%	2
MERCY HEALTH LAB		1	1	50%	2
LIFT HEALTH		2			2
Kroger 407 - The Little Clinic Lexington		1	1	50%	2
AEGIS MEDICAL GROUP LLC			2	100%	2
Jersey City Medical Center		2			2
PM PEDIATRICS OF BAYSIDE PLLC - HOPEWELL JUNCTION		2			2
SOUTH DAKOTA DEPARTMENT OF HEALTH		2			2
WALGREENS #15495		1	1	50%	2
BROOKS -TLC HOSPITAL SYSTEM			2	100%	2
ANDERSON COUNTY HOSPITAL			2	100%	2
Wetumpka Health and Rehab, LLC		2			2
ALCALA PHARMACEUTICALS			2	100%	2
ON-SITE MEDICAL SOLUTIONS		2			2
CIRRUS DX			2	100%	2
CVS NV5286POCT HENDERSON		2			2
ACN PHYSICIANS GROUP CORP			2	100%	2
MEDEXPRESS URGENT CARE - RUSSELLVILLE, W MAIN ST		2			2
PIEDMONT MOUNTAINSIDE HOSPITAL LAB - E		2			2
UMHC HOLLYWOOD LABORATORY			2	100%	2
MASSENA HOSPITAL LABORATORY		2			2
MEDEXPRESS URGENT CARE - CONWAY		2			2

# COVID-19: testing by laboratory

Data through Apr 23, 2021 verified as of Apr 24, 2021 at 09:25 AM

Data in this report are provisional and subject to change.

The numbers in the table below represent the number of Florida and non-Florida residents for whom test results were received by the Department of Health. A person can be tested by more than one laboratory and can have both positive and negative results. **Therefore, the sum of the numbers in each column will be larger than the total number of people tested.**

Reporting lab	Inconclusive	Negative	Positive	Percent positive	Total
PruittHealth Lakehaven		2			2
MEMORIAL HOSPITAL OF TAMPA			2	100%	2
ONTARIO COUNTY PUBLIC HEALTH		2			2
First Care Living Center/Essentia Health			2	100%	2
RIVER CITY MEDICAL ASSOCIATES, INC			2	100%	2
DALLAS BAPTIST UNIVERSITY - HEALTH SERVICES			2	100%	2
Kroger 596 - The Little Clinic Brentwood		2			2
ONE MEDICAL GROUP		1	1	50%	2
CPL INC/BSSC PATHOLOGY		2			2
PATIENT FIRST-BATTLEFIELD			2	100%	2
SHORE MEDICAL CENTER		2			2
OSF SAINT FRANCIS MEDICAL CENTER			2	100%	2
SUMMIT CLINICAL LABORATORIES LLC			2	100%	2
DALLAS MEDICAL CENTER			2	100%	2
ALLSTATE HEALTH SERVICES, INC		2			2
HEALTH & REHAB CTR AT DOLPHINS VIEW, THE			2	100%	2
ST CLOUD PHARMACY AND WELLNESS CENTER		2			2
Robert Cranfield			2	100%	2
GRANDVIEW COLLEGE STUDENT HEALTH CENTE		2			2
LEHIGH MEDICAL AND RESEARCH CENTER, INC			2	100%	2
Manorcare Health Services West Reading North		2			2
GUARDIAN HOME CARE OF CENTRAL GEORGIA		2			2
Cortland Acres Association		2			2
REELFOOT FAMILY WALK IN CLINIC - TIPT		2			2
REHOBOTH MCKINLEY CHRISTIAN HOSPITAL		2			2
A+ URGENT/PRIMARY CARE			2	100%	2
CPL LABS			2	100%	2
SHEPHERD CENTER CLINICAL LABORATORY		2			2
ADVENTHEALTH CENTRA CARE POINCIANA			2	100%	2
ALABAMA REFERENCE LAB			2	100%	2
HOUSTON HEALTH DEPARTMENT - BUREAU OF LABORATORY SERVICES			2	100%	2
Tuscola County Medical Care Community		2			2
THE HOSPITAL OF PROVIDENCE EMERGENCY ROOM			2	100%	2
BAPTIST HEALTH LEXINGTON			2	100%	2
BETHESDA HOSPITAL			2	100%	2
BIONIC TECHNOLOGIES CORPORATION			2	100%	2
BRENTWOOD AT FORE RANCH			2	100%	2
PREVENTIVE HEALTH PARTNERS I L S C		2			2
PHYSICIANS LABORATORY SERVICES			2	100%	2
PEDIATRIC HEALTH CARE		1	1	50%	2
Greystone Nursing and Rehab, LLC			2	100%	2
MD NOW URGENT CARE MEDICAL CENTERS INC			2	100%	2
Kroger 739 - The Little Clinic La Grange Road		2			2
Walgreens #19019		2			2
NAVAL MEDICAL CENTER			2	100%	2
EXCEPTIONAL EMERGENCY CENTER - AMARILLO			2	100%	2
Elba Nursing and Rehabilitation Center, LLC		2			2



# COVID-19: testing by laboratory

Data through Apr 23, 2021 verified as of Apr 24, 2021 at 09:25 AM

Data in this report are provisional and subject to change.

The numbers in the table below represent the number of Florida and non-Florida residents for whom test results were received by the Department of Health. A person can be tested by more than one laboratory and can have both positive and negative results. **Therefore, the sum of the numbers in each column will be larger than the total number of people tested.**

Reporting lab	Inconclusive	Negative	Positive	Percent positive	Total
INNOVATIVE CARE II LLC			2	100%	2
NEW YORK CITY DEPARTMENT OF HEALTH			2	100%	2
SARASOTA MEMORIAL MEDICAL URGENT CARE CENTER			2	100%	2
VETERANS AFFAIRS MEDICAL CENTER - GREATER LOS ANGELES			2	100%	2
PRESTIGE EMERGENCY ROOM LLC			2	100%	2
KINGSWAY MEDICAL CENTER INC			2	100%	2
CVS MA2600POCT WEYMOUTH		1	1	50%	2
ATLANTIC DIAGNOSTICS			2	100%	2
Luther Acres Manor		2			2
MINUTECLINIC DIAG OF IND, LLC #6250		2			2
PBSO HEALTH AND WELLNESS CENTER			2	100%	2
MEASE MANOR MEMORY CARE		2			2
MEDEXPRESS URGENT CARE - LINCOLN N 26T		2			2
VISITING PHYSICIANS OF THE TREASURE COAST LLC			2	100%	2
CVS NC2559POCT CHARLOTTE		2			2
CREATIVE HEALTH CENTER			2	100%	2
ASCENSION ST VINCENT'S RIVERSIDE			2	100%	2
Walgreens #5065		2			2
NYU LANGONE HUNTINGTON MEDICAL GROUP		2			2
JUST BELIEVE RECOVERY CENTER			2	100%	2
CVS MI8287POCT MACOMB		2			2
MATHER HOSPITAL			2	100%	2
RIDGEFIELD PEDIATRIC ASSOCIATES		2			2
HAPPY KIDZ PEDIATRICS PL		1	1	50%	2
Hartwell Health and Rehabilitation		2			2
PUBLIX PHARMACY #1092		2			2
FALCON HEALTH CENTER			2	100%	2
WISE HEALTH SYSTEM		1	1	50%	2
MEDEXPRESS URGENT CARE - MARTINSVILLE		2			2
WATERS PEDIATRIC CENTER			2	100%	2
ROCKEFELLER UNIVERSITY CLINICAL GENOMICS LABORATOR		2			2
ADVENT HEALTH CENTRAL TEXAS		1	1	50%	2
Northpoint Lexington Healthcare		1	1	50%	2
Kroger 328 - The Little Clinic Henderson Road		2			2
MIDWAY PRIMARY CARE LLC		2			2
FRESENIUS KIDNEY CARE SOUTH ST PETERSBURG			2	100%	2
Kroger 477 - The Little Clinic Fort Mitchell		2			2
Mount Olivet Careview Home		2			2
NEVADA DEPARTMENT OF HEALTH AND HUMAN SERVICES			2	100%	2
SIGNATURE CARE LEWISVILLE-EMERGENCY CENTER		1	1	50%	2
PRONTO URGENT CARE			2	100%	2
Waycross Health and Rehabilitation		2			2
COLD SPRING HILLS CENTER FOR NURSING A		2			2
EASTERN NEW MEXICO UNIVERSITY STUDENT		2			2
BAPTIST HOSPITAL OF MIAMI MCI BROWARD LABORATORY			2	100%	2
MORRISTOWN MEMORIAL HOSPITAL		2			2
LAB CORP OF AMER SAN DIEGO			2	100%	2

# COVID-19: testing by laboratory

Data through Apr 23, 2021 verified as of Apr 24, 2021 at 09:25 AM

Data in this report are provisional and subject to change.

The numbers in the table below represent the number of Florida and non-Florida residents for whom test results were received by the Department of Health. A person can be tested by more than one laboratory and can have both positive and negative results. **Therefore, the sum of the numbers in each column will be larger than the total number of people tested.**

Reporting lab	Inconclusive	Negative	Positive	Percent positive	Total
CVS MINUTE CLINIC #5836		2			2
TEMPLE UNIVERSITY HOSPITAL			2	100%	2
LIFEGUARD AMBULANCE SERVICE LLC, TEXAS			2	100%	2
Eugene J. Towbin Healthcare Center		2			2
MELBOURNE URGENT CARE			2	100%	2
Kroger 519 - The Little Clinic Georgesville Square		2			2
SHERIDAN AT HOBE SOUND, THE			2	100%	2
CVS CA8882POCT SAN CLEMENTE		2			2
SKY LAKES MEDICAL CENTER		2			2
RENFREW CENTERS INC		2			2
ORLANDO HEALTH MEDICAL GROUP		1	1	50%	2
BAYCARE OUTREACH LAB WH SOUTH			2	100%	2
CDK LIBERTY ENTERPRISES, LLC		2			2
MASSACHUSETTS DEPARTMENT OF HEALTH			2	100%	2
MINUTECLINIC DIAGNOSTIC OF KANSAS, PC		2			2
WALGREENS #09304		1	1	50%	2
SIMPLY HEALTHCARE AND WELLNESS CLINIC, PC			2	100%	2
BE WELL PHARMACY		2			2
CLEVELAND CLINIC IMAGING			2	100%	2
BAPTIST HEALTHCARE - LAKEVIEW CENTER INC		2			2
MEMORIAL HEALTH SYSTEM		1	1	50%	2
JFK MEDICAL CENTER LABORATORY DEPT		2			2
WELL HEALTH LABS			2	100%	2
Tidelands Health Rehabilitation Hospital			2	100%	2
PALM CITY NURSING AND REHAB CENTER			2	100%	2
CAROLINAS HEALTHCARE SYSTEM LAB			2	100%	2
Kroger 745 - The Little Clinic Somerset		2			2
OAKBRIDGE TERRACE AT SAE			2	100%	2
Jackson Health Care Facility			2	100%	2
ST VINCENT'S AMBULATORY CARE INC			2	100%	2
Walgreens #12427		1	1	50%	2
DRR JMC URGENT CARE DONALD ROSS			2	100%	2
Good Samaritan Society Waukon		2			2
FLORIDA MEDICAL CLINIC IM LUTz			2	100%	2
BAYSHORE MEDICAL CENTER			2	100%	2
CVS MA137POCT QUINCY		2			2
MEDEXPRESS URGENT CARE - LINCOLN		2			2
VIRGINIA DEPT OF HEALTH OFFICE OF EPIDEMIOLOGY			2	100%	2
EXPRESS CARE OF LEESBURG			2	100%	2
CARTERSVILLE URGENT CARE		1	1	50%	2
PALM BEACH DIABETES & ENDOCRINE SPECIALISTS PA			2	100%	2
UF KANAPAHA LAB BEAKER		2			2
CVS IN6555POCT BROWNSBURG		2			2
BAPTIST HEALTH PRIMARY CARE AT DORAL			2	100%	2
SUMMIT URGENT CARE PS			2	100%	2
NOVA SOUTHEASTERN UNIVERSITY - STUDENT MEDICAL CTR			2	100%	2
FLORIDA COMMUNITY HEALTH CENTERS, INC.			2	100%	2

# COVID-19: testing by laboratory

Data through Apr 23, 2021 verified as of Apr 24, 2021 at 09:25 AM

Data in this report are provisional and subject to change.

The numbers in the table below represent the number of Florida and non-Florida residents for whom test results were received by the Department of Health. A person can be tested by more than one laboratory and can have both positive and negative results. **Therefore, the sum of the numbers in each column will be larger than the total number of people tested.**

Reporting lab	Inconclusive	Negative	Positive	Percent positive	Total
Walgreens #9278		2			2
CVS NE2741POCT LA VISTA		2			2
GENETIC ASSAYS INC			2	100%	2
EXCELTOX LABORATORIES LLC		2			2
University Center East			2	100%	2
SWEETWATER NURSING CENTER		2			2
AVERA MEDICAL GROUP			2	100%	2
MINUTECLINIC #1773		2			2
YOUTH AND YOU, INC		2			2
LINIL VISITING NURSES, INC		2			2
SCDHEC BUREAU OF LABORATORIES			2	100%	2
ENVOY OF FORK UNION, LLC DBA ENVOY AT THE VILLAGE		2			2
UTMB PATHOLOGY CLINICAL SERVICES LABORATORY			2	100%	2
GERM BUSTERS 911 LLC			2	100%	2
AHC PARIS		2			2
NORTH SHORE HEMATOLOGY-ONCOLOGY ASSOCIATES		2			2
ADVENTHEALTH EAST ORLANDO EMPLOYEE CLINIC		2			2
OCALA REGIONAL KIDNEY CENTER-WEST			2	100%	2
SANFORD REGIONAL HOSPITAL WORTHINGTON		2			2
MAYO CLINIC COUMADIN CLINIC LABORATORY		1	1	50%	2
RAPID RESULT CORP LLC		1	1	50%	2
Colonial Manor Nursing and Rehabilitation Center		2			2
MILLERSVILLE UNIVERSITY HEALTH SERVICE		2			2
DOCTORS CARE - AIKEN MALL			2	100%	2
PM PEDIATRICS OF BAYSIDE, PLLC - RIVE		2			2
MIDWAY SPECIALTY CARE CENTER INC		2			2
PIEDMONT WALTON HOSPITAL		2			2
CVS MA2125POCT NATICK		1	1	50%	2
Virginia Gay Nursing and Rehab		2			2
ACKERMAN CANCER CENTER		2			2
FLORIDA MEDICAL CLINIC RADIOLOGY DALE MABRY		2			2
The Suites at Western Home Communities		2			2
FHCP ASC - ORANGE CITY			2	100%	2
EVERYBODY'S FAMILY CLINIC		2			2
MY INSTADOC - HOWELL URGENT CARE		2			2
WEST BOCA MEDICAL CENTER			2	100%	2
MIAMI DADE MEDICAL RESEARCH INSTITUTE			2	100%	2
MEDEXPRESS - WILMINGTON KIRKWOOD HIGHWAY		2			2
DALLAS VA MEDICAL CENTER - VA NORTH TEXAS HEALTH CARE SYSTEM			2	100%	2
ASSOCIATES IN UROGYNECOLOGY MD LLC		2			2
CRAWFORD COUNTY CARE CENTER		2			2
LABCORP OF AMERICA HOLDINGS		1	1	50%	2
ORMOND BEACH URGENT CARE			2	100%	2
W.G. (Bill) Hefner VAMC		2			2
LARKIN COMMUNITY HOSPITAL PALM SPRINGS CAMPUS		1	1	50%	2
MARCO ISLAND HOSPITAL INC D/B/A		1	1	50%	2
JUPITER PEDIATRIC ASSOCIATES, PA		1	1	50%	2

# COVID-19: testing by laboratory

Data through Apr 23, 2021 verified as of Apr 24, 2021 at 09:25 AM

Data in this report are provisional and subject to change.

The numbers in the table below represent the number of Florida and non-Florida residents for whom test results were received by the Department of Health. A person can be tested by more than one laboratory and can have both positive and negative results. **Therefore, the sum of the numbers in each column will be larger than the total number of people tested.**

Reporting lab	Inconclusive	Negative	Positive	Percent positive	Total
NEW YORK PSYCHIATRIC INSTITUTE		2			2
UNIVERSTIY OF ILLINOIS HOSPITAL			2	100%	2
NEW YORK UNIVERSITY MEDICAL CENTER			2	100%	2
MILFORD REGIONAL HOSPITAL			2	100%	2
PATIENT FIRST MEDICAL CENTER-CARYTOWN			2	100%	2
UNIVERSITY OF VERMONT MEDICAL CENTER			2	100%	2
The Palms Nursing and Rehabilitation		1	1	50%	2
PPD CLINICAL RESEARCH UNIT			2	100%	2
CEDARS-SINAI MEDICAL CENTER			2	100%	2
NORTHWEST MEDICAL CENTER LABORATORY		2			2
BAYLOR SCOTT & WHITE COMPREHENSIVE WOUND			2	100%	2
GOSHEN MEDICAL CENTER			2	100%	2
MINUTECLINIC DIAGNOSTICS OF OKLAHOMA		2			2
MEDEXPRESS URGENT CARE - O'FALLON		2			2
CARINGPLUS HOMECARE LLC		1	1	50%	2
BERNHARDT LABORATORIES INC			2	100%	2
GASTROENTEROLOGY ASSOCIATES			2	100%	2
MINERS COLFAX MEDICAL CENTER		2			2
METHODIST MANSFIELD MEDICAL CENTER			2	100%	2
PHOEBE BERKS HEALTH CARE CENTER		2			2
87TH MEDICAL GROUP – MCGUIRE AMBULATORY CARE FACILITY		2			2
MEDEXPRESS URGENT CARE, MILLCREEK		2			2
Garden Care Center		2			2
RAINY LAKE MEDICAL CENTER			2	100%	2
PALM WEST INTERNIST PA			2	100%	2
WELLSTAR PAULDING HOSPITAL		2			2
NORTHSIDE FAMILY MEDICINE AND URGENT CARE (EAST COBB)		2			2
INTERNAL MEDICINE SPECIALISTS MEDICAL GROUP, PA		2			2
SOUTHERN TENNESSEE MEDICAL CENTER			2	100%	2
GALEN BAYLOR EXTENSION		2			2
MEDEXPRESS URGENT CARE - DERBY N ROCK		2			2
METROHEALTH SYSTEM			2	100%	2
FLAGLER HOME CARE			2	100%	2
COUNTRY COTTAGE		2			2
FLORIDA CLINICAL LABORATORY INC			2	100%	2
CROSSTOWN PHARMACY		2			2
ALL PEDIATRIC CARE PA			2	100%	2
CONWAY MEDICAL CENTER			2	100%	2
LACORP		1	1	50%	2
ATVIVO LLC		2			2
NEW BRIDGE MEDICAL CENTER		2			2
RAPID MEDLAB (002MO)		2			2
WURLAND NURSING AND REHABILITATION, L		2			2
Bedford Care Center of Hattiesburg		2			2
PALMS OF FT MYERS,THE			2	100%	2
COASTAL MEDICAL LAB			2	100%	2
NEIGHBORCARE PHARMACY SERVICES		2			2

# COVID-19: testing by laboratory

Data through Apr 23, 2021 verified as of Apr 24, 2021 at 09:25 AM

Data in this report are provisional and subject to change.

The numbers in the table below represent the number of Florida and non-Florida residents for whom test results were received by the Department of Health. A person can be tested by more than one laboratory and can have both positive and negative results. **Therefore, the sum of the numbers in each column will be larger than the total number of people tested.**

Reporting lab	Inconclusive	Negative	Positive	Percent positive	Total
OAKMONT OF UNION SC, LLC		2			2
US LABS		2			2
Jacob's Creek Nursing and Rehabilitation Center		2			2
Cedar Valley Nursing & Rehab Center		2			2
UPSON REGIONAL MEDICAL CENTER		1	1	50%	2
PLAINS REGIONAL MEDICAL CENTER		2			2
ELMHURST MEMORIAL HOSPITAL			2	100%	2
Kroger 400 - The Little Clinic Hartley Bridge Rd		1	1	50%	2
FL DEPT OF HEALTH MARION COUNTY MOBILE HEALTH UNIT			2	100%	2
CRUC CMCH-COVID-19		2			2
HPH HOME CARE		1	1	50%	2
Church Creek SNF			2	100%	2
OAKMONT WEST- GREENVILLE SC		2			2
CVS OH4301POCT NORTHFIELD		2			2
CLEAR LAKE REGIONAL MEDICAL CENTER			2	100%	2
BUFFALO CROSSINGS HEALTHCARE AND REHABILITATION CENTER			2	100%	2
Iron County Medical Care Facility		2			2
SUNNYSIDE MANOR		2			2
JULIE STAATS DO		2			2
WillowBrooke Court at Southampton Estates		2			2
SPECTRA EAST INC		1	1	50%	2
PROFESSIONAL DIALYSIS CENTER			2	100%	2
BERGEN COUNTY SURGICAL AND ENDOSCOPY CENTER		2			2
TAMPA FAMILY HEALTH CENTER		1	1	50%	2
DELRAY BEACH HEALTH DEPT LAB			2	100%	2
MD NOW URGENT CARE CENTER INC.			2	100%	2
KAISER SUNNYSIDE MEDICAL CTR LAB		2			2
BEAUFORT MEMORIAL			2	100%	2
Kroger 549 - The Little Clinic Clinton Highway		2			2
INSPIRE HEALTHCARE CENTER			2	100%	2
Lynwood		2			2
CARBON HEALTH			2	100%	2
ADVENT HEALTH - OWASA			2	100%	2
MEASE COUNTRYSIDE HOSPITAL CARDIAC REH			2	100%	2
DIAGNOSTIC CLINIC MEDICAL GROUP INC		2			2
TRIDENT ANTI AGING LLC			2	100%	2
SOUTHEAST GEORGIA HEALTH SYSTEM			2	100%	2
Stillwater Healthcare		2			2
LIBERTY HEALTH CENTER			2	100%	2
NSUH AT SYOSSET		2			2
Cypress Cove Center		2			2
CIGNA GATEWAY			2	100%	2
FHPG SURGICAL ASSOCIATES OF EAST PASCO			2	100%	2
DEPT OF HEALTH			2	100%	2
VAULT MEDICAL SERVICES		1	1	50%	2
FRASER MEMORIAL HOSPITAL		1	1	50%	2
Camellia Gardens		2			2



# COVID-19: testing by laboratory

Data through Apr 23, 2021 verified as of Apr 24, 2021 at 09:25 AM

Data in this report are provisional and subject to change.

The numbers in the table below represent the number of Florida and non-Florida residents for whom test results were received by the Department of Health. A person can be tested by more than one laboratory and can have both positive and negative results. **Therefore, the sum of the numbers in each column will be larger than the total number of people tested.**

Reporting lab	Inconclusive	Negative	Positive	Percent positive	Total
HELEN HAYES HOSPITAL LABORATORY		2			2
TRICORE REFERENCE LABORATORY		1	1	50%	2
CHI MEMORIAL PRIMARY CARE ASSOCIATES-A		2			2
PALM COAST DIALYSIS		2			2
U OF MIAMI MILLER SCHOOL OF MEDICINE			2	100%	2
PARKRIDGE MEDICAL CENTER			2	100%	2
NEW YORK CITY CENTRAL COVID			2	100%	2
ESCANDON DIAGNOSTIC CLINIC			2	100%	2
LAB PLUS, LLC			2	100%	2
Walgreens #10207		2			2
WEST HOUSTON MEDICAL CENTER			2	100%	2
CITY OF NEW YORK DEPARTMENT OF HEALTH			2	100%	2
MINUTECLINIC DIAGNOSTIC PA #7110		2			2
BEREA URGENT CARE			2	100%	2
ADVANCED MEDICAL CARE			2	100%	2
SMITH NORTHVIEW HOSPITAL LAB			2	100%	2
MEDERI CARETENDERS		1	1	50%	2
DOCTORS MEDICAL CTR OF WALTON COUNTY			2	100%	2
STEWARD ST ELIZABETH MEDICAL CENTER			2	100%	2
MEDLOGIC, LLC		2			2
UNITED MEMORIAL MEDICAL CENTER			2	100%	2
GULFCOAST JEWISH FAMILY			2	100%	2
NORTH MCALLEN PEDIATRIC CENTER			2	100%	2
APPLECARE VALDOSTA			2	100%	2
MEMORIAL HOSPITAL OF SOUTH BEND			2	100%	2
GREEN POINT RX INC DBA ALTRU CHEMISTS		2			2
FLORIDA MEDICAL CENTER OF CLEARWATER		2			2
PUBLIC HEALTH LABORATORY	1		1	50%	2
CVS NE5863POCT OMAHA		1	1	50%	2
CVS NH1004POCT SALEM		1	1	50%	2
EDGEWATER RETIREMENT MANOR			2	100%	2
MAIN STREET MEDICAL CENTERS		2			2
Providence of Sparta Health and Rehabilitation		2			2
UNIVERSITY OF MN MEDICAL CENTER EAST CAMPUS			2	100%	2
IN & OUT URGENT CARE METAIRIE			2	100%	2
RIVERVIEW MEDICAL CLINIC		2			2
MEDEXPRESS URGENT CARE - LODI		2			2
ASPIRUS RIVERVIEW HOSPITAL & CLINICS INC		1	1	50%	2
MANISTEE COUNTY MEDICAL CARE FACILITY		2			2
AUSTIN REGIONAL CLINIC MICROBIOLOGY LAB			2	100%	2
AHC Humboldt		2			2
PALMETTO FAMILY HEALTH CENTER			2	100%	2
441 URGENT CARE-MULBERRY			2	100%	2
FLORIDA MEDICAL CLINIC CARDIOLOGY-ZH			2	100%	2
SOUTH TAMPA AFTER HOURS CLINIC			2	100%	2
PUBLIX PHARMACY #1048		2			2
UWMC MONTLAKE DEPT OF LAB MED			2	100%	2

# COVID-19: testing by laboratory

Data through Apr 23, 2021 verified as of Apr 24, 2021 at 09:25 AM

Data in this report are provisional and subject to change.

The numbers in the table below represent the number of Florida and non-Florida residents for whom test results were received by the Department of Health. A person can be tested by more than one laboratory and can have both positive and negative results. **Therefore, the sum of the numbers in each column will be larger than the total number of people tested.**

Reporting lab	Inconclusive	Negative	Positive	Percent positive	Total
MEDAILLE COLLEGE WELLNESS CENTER		2			2
Parkwood in the Pines		2			2
Manor At Perrysburg		2			2
CVS MA38POCT CHARLTON		2			2
VA West Los Angeles Medical Center		2			2
STOP URGENT CARE			2	100%	2
MAWD PATHOLOGY GROUP			2	100%	2
UT AUSTIN UNIVERSITY HEALTH SERVICES			2	100%	2
LONG, SARAH		1	1	50%	2
SOWAL HEALTH & DRUG			2	100%	2
SYLVAN NURSING			2	100%	2
MOBILE COUNTY HEALTH DEPARTMENT		1	1	50%	2
Q ALL CARE MEDICAL PC		2			2
PIEDMONT ATHENS REGIONAL HOSPITAL LAB			2	100%	2
RRMC CREEKSIDE LAB		2			2
Edinboro Manor		2			2
PALMETTO BAY MEDICAL CENTER		1	1	50%	2
PLASMA MED RESEARCH DBA		2			2
NEWTON MEMORIAL HOSPITAL		2			2
DAYTON CHILDRENS HOSPITAL LAB			2	100%	2
AYASS BIOSCIENCE LLC			2	100%	2
JACKSON LABORATORY OF GENOMIC MEDICINE		2			2
HEARTLAND REGIONAL MEDICAL CENTER		1	1	50%	2
MEDEXPRESS URGENT CARE - SPRINGDALE, S 40TH STREET		2			2
COOPER CLINIC			2	100%	2
PALM BAY COMMUNITY OUTPATIENT CLINIC		2			2
MINUTECLINIC DIAGNOSTIC, PA #10252		2			2
TULANE MEDICAL CENTER			2	100%	2
Sanford Health & Rehabilitation			2	100%	2
HERITAGE CARE AND REHABILITATION CENTE		2			2
DUKE UNIVERSITY POINT OF CARE TESTING PROGRAM			2	100%	2
WELLSTAR DOUGLAS HOSPITAL LABORATORY		2			2
RIVIERA BEACH INTEGRATED CARE INC			2	100%	2
RHODE ISLAND DEPARTMENT OF HEALTH LABORATORIES			2	100%	2
PUBLIX PHARMACY #1387		2			2
KEATING SPORTS CENTER		2			2
Great Lakes Health Center			2	100%	2
BAPTIST HOSPITAL LABORATORY			2	100%	2
ST. JOSEPH REGIONAL MEDICAL CENTER			2	100%	2
JASPER MEMORIAL HOSPITAL		1	1	50%	2
CVS AZ5892POCT LAVEEN		2			2
EASTERN NIAGARA HOSPITAL		2			2
SYMPHONY OF BUFFALO GROVE		2			2
WEST COAST PEDIATRICS			2	100%	2
MEDPOST - NORTH DALLAS			2	100%	2
MANSFIELD MEDICAL LODGE			2	100%	2
NORTHSIDE FAMILY MEDICINE AND URGENT CARE (CUMMING)		2			2

# COVID-19: testing by laboratory

Data through Apr 23, 2021 verified as of Apr 24, 2021 at 09:25 AM

Data in this report are provisional and subject to change.

The numbers in the table below represent the number of Florida and non-Florida residents for whom test results were received by the Department of Health. A person can be tested by more than one laboratory and can have both positive and negative results. **Therefore, the sum of the numbers in each column will be larger than the total number of people tested.**

Reporting lab	Inconclusive	Negative	Positive	Percent positive	Total
FLORIDA KEYS PED & ADOLES CTR			2	100%	2
CVS MA41POCT TAUNTON		2			2
CVS MA1877POCT NORTON		2			2
INA		1	1	50%	2
LOWELL GENERAL HOSPITAL			2	100%	2
Alden Des Plaines			2	100%	2
Kroger 753 - The Little Clinic Goss Avenue		2			2
Garden Isle Healthcare and Rehabilitation Center		2			2
ERGENT MED SAINT SIMONS			2	100%	2
SOUTHERN SURGICAL ARTS		2			2
ATHENA CARE RESOURCES LLC		2			2
GULF COAST MEDICAL CENTER RESPIRATORY CARE			2	100%	2
THE RIM URGENT CARE			2	100%	2
MEDEXPRESS URGENT CARE-VINLAND SOUTH		1	1	50%	2
CHRISTIAN REST HOME ASSOC		2			2
BLUEWATER TOXICOLOGY			2	100%	2
TENNESSEE DEPARTMENT OF HEALTH (TDH) - REGIONAL LABORATORY			2	100%	2
CROSSROADS URGENT CARE DBA URGENT TEA		2			2
FLORIDA DEPARTMENT OF HEALTH IN ESCAMBIA COUNTY		1	1	50%	2
MEDCOR CORPORATE CLINIC		1	1	50%	2
MEDEXPRESS URGENT CARE - MYLAN			2	100%	2
Lake Charles Healthcare LLC dba Landmark Lake Charles			2	100%	2
UNIVERSITY COMMUNITY HEALTH SERVICES		1	1	50%	2
TMH PHYSICIAN PARTNERS MONTICELLO		1	1	50%	2
FAMILY URGENT CARE		2			2
PT&J REHAB LLC		1	1	50%	2
COMPLETE HEALTH MEDICAL CENTER			2	100%	2
CATHOLIC HEALTH LABORATORY SERVICES		2			2
Chatham Nursing and Rehab Center		2			2
OMEGA RESEARCH CONSULTANTS			2	100%	2
MEDEXPRESS URGENT CARE - ST CLAIR, CLOVER DR.		1	1	50%	2
STATCARE URGENT AND WALK-IN			2	100%	2
NORTHEAST FLORIDA HEALTH SERVICES, INC DBA FAMILY HEALTH SOURCE			2	100%	2
SIGNAL DIAGNOSTICS DBA FLOWHEALTH LABS			2	100%	2
MEDSTAR HARBOR HOSPITAL			2	100%	2
POPLAR HEALTHCARE			2	100%	2
ALVERNO CLINICAL LABORATORIES			2	100%	2
Kroger 672 - The Little Clinic Bill Kennedy & Glenwood		2			2
VA Ann Arbor HCS		1	1	50%	2
UMASS MEMORIAL MEDICAL CENTER, INC		1	1	50%	2
DNA DIAGNOSTICS CENTER		2			2
VA Boston HCS-West Roxbury Division		1	1	50%	2
MAGNOLIA ADULT, LLC			2	100%	2
SPRINGFIELD HOSPITAL LABORATORY			2	100%	2
SOUTHERN BREEZE HEALTHCARE		1	1	50%	2
DOCTORS CARE OF PALM COAST			2	100%	2
LILY PHARMACY		2			2

# COVID-19: testing by laboratory

Data through Apr 23, 2021 verified as of Apr 24, 2021 at 09:25 AM

Data in this report are provisional and subject to change.

The numbers in the table below represent the number of Florida and non-Florida residents for whom test results were received by the Department of Health. A person can be tested by more than one laboratory and can have both positive and negative results. **Therefore, the sum of the numbers in each column will be larger than the total number of people tested.**

Reporting lab	Inconclusive	Negative	Positive	Percent positive	Total
PINARD HOME HEALTH SERVICES INC			2	100%	2
THE WINDSOR ORTEGA		2			2
CALIFORNIA DIVISION OF COMMUNICABLE DISEASE CONTROL			2	100%	2
VA Greater LA HCS-Santa Maria OPC			2	100%	2
EXPRESS PHARMACY INC		1	1	50%	2
INSPIRIT SENIOR LIVING			2	100%	2
VALUE DRUGS BRONXVILLE INC		2			2
THE EDGEWATER AND WATERMAN VILLAGE			2	100%	2
OSF ST JOSEPH MEDICAL CENTER			2	100%	2
FIRST CHOICE MEDICAL PC			2	100%	2
BLACKBAG DIGITAL HEALTH LLC		2			2
The Friendly Home		2			2
HOME ACCESS HEALTH			2	100%	2
ROPER HOSPITAL			2	100%	2
CVS SC7567POCT BOILING SPRINGS		1	1	50%	2
Alden Terrace of McHenry			2	100%	2
Kroger 127 - The Little Clinic Lakewood-Alameda		2			2
FLORIDA DEPARTMENT OF HEALTH IN LEE COUNTY		1	1	50%	2
Good Samaritan Society-Blackduck		1	1	50%	2
Harbert Hills Academy Nursing Home		2			2
STATE OF FLORIDA			2	100%	2
NLC LABS			2	100%	2
DUKE HEALTH REGIONAL HOSPITAL			2	100%	2
MEDSTAR URGENT CARE, LLC			2	100%	2
ADVENTHEALTH MEDICAL GROUP OBSTETRICS			2	100%	2
VALLEY MEDICAL LABORATORY			2	100%	2
WOODHILLS LABS			2	100%	2
CARE 365			2	100%	2
KANSAS CITY VA MEDICAL CENTER			2	100%	2
AL MANI HEALTH INSTUTUTE		2			2
CARESPOT URGENT CARE		1	1	50%	2
ATLAS GENOMICS			2	100%	2
HCA HOUSTON ER 24/7			2	100%	2
GOUVERNEUR HOSPITAL LABORATORY		2			2
FORT MYERS NORTH DIALYSIS		1	1	50%	2
DMC UNIVERSITY LABORATORIES		1	1	50%	2
The Laurels of Hendersonville		2			2
STAGES OF LIFE MEDICAL INSTITUTE			2	100%	2
WELLNESS MEDICAL CLINIC			2	100%	2
IM&P WELLNES CENTER			2	100%	2
SALEM VAMC		2			2
HERNANDO CHILDREN'S			2	100%	2
MADISON HOSPITAL LABORATORY			2	100%	2
GULF COAST REGIONAL MEDICAL CARE		2			2
LABTOX LABORATORIES			2	100%	2
MOSAIC MEDICAL CENTER MARYVILLE			2	100%	2
CVS PHARMACY INC DBA CVS/PHARMACY # 10600		2			2

# COVID-19: testing by laboratory

Data through Apr 23, 2021 verified as of Apr 24, 2021 at 09:25 AM

Data in this report are provisional and subject to change.

The numbers in the table below represent the number of Florida and non-Florida residents for whom test results were received by the Department of Health. A person can be tested by more than one laboratory and can have both positive and negative results. **Therefore, the sum of the numbers in each column will be larger than the total number of people tested.**

Reporting lab	Inconclusive	Negative	Positive	Percent positive	Total
MIDDLEBURG PEDIATRICS			2	100%	2
CVS OH3980POCT KENT		2			2
PRIMACARE MEDICAL LAKEWOOD			2	100%	2
Avanti Wellness and Rehab			2	100%	2
ST. ELIZABETH HEALTHCARE			2	100%	2
COX HEALTH SOUTH LAB		1	1	50%	2
A G RHODES HOME AT WESLEY WOODS		2			2
NEW DISCOVERY BIOLOGICS, LLC		1	1	50%	2
MEMORIAL HERMANN HOSPITAL			2	100%	2
CVS OH6185POCT PICKERINGTON		2			2
NEMOURS CHILDRENS PRIMARY CARE			2	100%	2
GREEN RIVER MEDICAL CENTER			2	100%	2
FIRSTCHOICE FAMILY CARE, PLLC		2			2
WillowBrooke Court at Westminster Village		2			2
SOUTHSIDE FAMILY MEDICAL		2			2
WESTMINSTER SUNCOAST			2	100%	2
FIRST PREVENTION AND DIALYSIS CENTER LLC			2	100%	2
CONEMAUGH MEMORIAL MEDICAL CENTER		2			2
DIVERSE MEDICAL CARE LLC			2	100%	2
SPECTRUM HEALTH			2	100%	2
RICHICHI FAMILY HEALTH			2	100%	2
UNIVERSITY OF MISSOURI HEALTH CARE			2	100%	2
Medilodge of Monroe		2			2
BAPTIST HOSPITAL PRIMARY CARE GULF BREEZE			2	100%	2
Manor Care Health Care Services - Williamsport North		1			1
AUTUMN CARE OF STATESVILLE, LLC		1			1
SENCARE MANAGEMENT		1			1
EMPATH HOME HEALTH LLC			1	100%	1
SIGNATURE CARE MEMORIAL CITY			1	100%	1
ALLEGANY COUNTY DEPARTMENT OF HEALTH		1			1
ST VINCENTS OUTPATIENT IMAGING		1			1
Brown Memorial Home		1			1
ADVANCE HEALTH AND WELLNESS SOLUTIONS			1	100%	1
BRONSON METHODIST HOSPITAL			1	100%	1
CARING PROFESSIONAL HEALTH CARE LLC		1			1
Greenhaven Health and Rehabilitation		1			1
OCALA RKC EAST HEMO #1			1	100%	1
PANCARE HEALTH - NORTHSIDE ELEMENTARY			1	100%	1
SMA BEHAVIORAL HEALTH SERVICES INC		1			1
SUNCOAST FAMILY MEDICAL ASSOCIATES			1	100%	1
SEASONS HOSPICE AND PALLIATIVE CARE OF			1	100%	1
TIMPANOGOS REGIONAL HOSPITAL			1	100%	1
UNLIMITED MEDICAL SERVICES OF FL PL DBA		1			1
TUNIS STREET GROUP HOME		1			1
CRESTVIEW CLINICAL LABORATORY			1	100%	1
USA Healthcare LTC, LLC - Folsom Center for Rehabilitation & Healthca		1			1
MISSION HOSPITAL - MEMORIAL CAMPUS			1	100%	1



# COVID-19: testing by laboratory

Data through Apr 23, 2021 verified as of Apr 24, 2021 at 09:25 AM

Data in this report are provisional and subject to change.

The numbers in the table below represent the number of Florida and non-Florida residents for whom test results were received by the Department of Health. A person can be tested by more than one laboratory and can have both positive and negative results. **Therefore, the sum of the numbers in each column will be larger than the total number of people tested.**

Reporting lab	Inconclusive	Negative	Positive	Percent positive	Total
CONCORDIA MANOR			1	100%	1
NEXT LEVEL URGENT CARE (WOODLANDS)			1	100%	1
DOCTORS AFTER HOURS URGENT CARE CENTER			1	100%	1
MINUTE CLINIC DIAGNOSTIC MED GRP OF CA		1			1
CVS AZ9273POCT TUCSON			1	100%	1
C V S / PHARMACY #833		1			1
TRUMAN MEDICAL CENTER - HOSPITAL HILL			1	100%	1
ALPHA CLINICAL LABORATORY CORP.			1	100%	1
MID-FLORIDA PATHOLOGY LLC		1			1
Quince Nursing and Rehabilitation Center		1			1
RELIANCE HOME HEALTH CARE INC		1			1
NEMOUR'S CHILDREN'S CLINIC			1	100%	1
BAYSTATE REFERENCE LABORATORY			1	100%	1
FAMILY MEDICAL CARE OF MOUNT DORA INC			1	100%	1
Moab Regional Hospital			1	100%	1
HEALTH CARPENTER PLLC		1			1
AHUJA MEDICAL CENTER			1	100%	1
VIP FAMILY PRACTICE			1	100%	1
BMC MAYPORT			1	100%	1
EMERGENCY CARE SERVICES LAB AT JFK MEDICAL CENTER			1	100%	1
VERIFY LABS			1	100%	1
RESOURCE PATH LLC			1	100%	1
ALBUQUERQUE INDIAN HEALTH CENTER		1			1
WESLEY CHAPEL INTERNAL MEDICINE AND PEDIATRICS PA			1	100%	1
BAPTIST HEALTH PRIMARY CARE AT CUTLER BAY			1	100%	1
ST JOHN'S MEDICAL CENTER, TETON VILLAGE			1	100%	1
Fairhope		1			1
APS-SUMMIT CARE PHARMACY, LLC DBA OMNICARE		1			1
North Ottawa Care Center at Heartwood Lodge		1			1
CARSON NURSING AND REHABILITATION CENTER		1			1
Kroger 968 - The Little Clinic Colerain Township		1			1
Mayfair Village Nursing Care Center		1			1
AVANTARA REDFIELD		1			1
FRESENIUS KIDNEY CARE OF CLERMONT WEST			1	100%	1
SHRIVERS PHARMACY AND WELLNESS CENTER			1	100%	1
WAYNE COUNTY PUBLIC HEALTH		1			1
CVS TX7431POCT ROWLETT		1			1
ANSWERS RESOURCE FACILITY		1			1
NORTHWEST TEXAS HEALTHCARE SYSTEM,INC			1	100%	1
INFANTS & CHILDREN PA			1	100%	1
MEDEXPRESS URGENT CARE, LEBANON		1			1
GATEWAY LABORATORIES		1			1
MEDEXPRESS NORTHSIDE			1	100%	1
STANDIFER PLACE		1			1
ODYSSEY HEALTH CARE OF MARION COUNTY LLC		1			1
PIEDMONT QUICKCARE		1			1
CVS TN5694POCT SODDY DAISY		1			1

# COVID-19: testing by laboratory

Data through Apr 23, 2021 verified as of Apr 24, 2021 at 09:25 AM

Data in this report are provisional and subject to change.

The numbers in the table below represent the number of Florida and non-Florida residents for whom test results were received by the Department of Health. A person can be tested by more than one laboratory and can have both positive and negative results. **Therefore, the sum of the numbers in each column will be larger than the total number of people tested.**

Reporting lab	Inconclusive	Negative	Positive	Percent positive	Total
TRUCARE LIVING CENTERS - SELMA			1	100%	1
FLORIDA FAMILY LABORATORY		1			1
COASTAL PEDIATRICS LLC			1	100%	1
REHABILITATION CENTER OF ALBUQUERQUE		1			1
PATHLAB SERVICES			1	100%	1
LIFESPAN HEALTH - SELMER		1			1
NEMOURS CHILDREN'S PRIMARY CARE			1	100%	1
NONA MEDICAL ARTS		1			1
LANTANA HC LAB			1	100%	1
JOHN MANCHIN SR HEALTH CARE CENTER		1			1
IVY CREEK HEALTHCARE & WELLNESS CENTRE			1	100%	1
UNIVERSITY OF TOLEDO MEDICAL CENTER			1	100%	1
WALGREENS #12322		1			1
VERITAS GENETICS, INC.			1	100%	1
AUGUSTA HEALTH CLINICAL LABORATORY			1	100%	1
QLABS			1	100%	1
SACRED HEART HOSPITAL NURSING			1	100%	1
REGIONAL MED CTR BAYONET POINT			1	100%	1
Northern Nevada State Veterans Home		1			1
SPRINGBROOK HOSPITAL			1	100%	1
CHILDREN'S AT CHAMBLEE BROOKHAVEN URGE		1			1
FORT LOUDOUN PRIMARY CARE		1			1
TREASURE COAST COMMUNITY HEALTH INC			1	100%	1
HOUSTON DEPARTMENT OF HEALTH AND HUMAN SERVICES			1	100%	1
IMA MEDICAL CENTER OF SOUTH WEST ORLANDO			1	100%	1
WEST COAST CLINICAL LABS INC			1	100%	1
Encompass Health Littleton		1			1
HEALTHPLUS			1	100%	1
Crowne Place Assisted Living		1			1
SOUTH FLORIDA EVALUATION AND TREATMENT		1			1
PANCARE HEALTH - BRUCE			1	100%	1
BRIDGEWATER AT WATERMAN VILLAGE			1	100%	1
ATMORE COMMUNITY HOSPITAL			1	100%	1
Kroger 83 - The Little Clinic Rock Road		1			1
GENVIEW DIAGNOSIS INC			1	100%	1
HABANA HEALTH CARE CENTER			1	100%	1
SOUTHERN FAMILY HEALTH			1	100%	1
DOCTORS HOSPITAL OF LAREDO			1	100%	1
SPHERE DX			1	100%	1
NEW SMYRNA BEACH AMBULATORY CARE CTR			1	100%	1
EVERLYWELL DIAGNOSTICS			1	100%	1
EMERY MEDICAL CENTER			1	100%	1
HIGHLAND LABORATORY			1	100%	1
KAISER PERMANENTE REGIONAL REFERENCE LABORATORY		1			1
MEDEXPRESS URGENT CARE-HAVERHILL		1			1
BAPTIST HEALTH EXPRESS CARE			1	100%	1
SANTA BARABARA ALF LLC (THE WINDSOR)			1	100%	1

# COVID-19: testing by laboratory

Data through Apr 23, 2021 verified as of Apr 24, 2021 at 09:25 AM

Data in this report are provisional and subject to change.

The numbers in the table below represent the number of Florida and non-Florida residents for whom test results were received by the Department of Health. A person can be tested by more than one laboratory and can have both positive and negative results. **Therefore, the sum of the numbers in each column will be larger than the total number of people tested.**

Reporting lab	Inconclusive	Negative	Positive	Percent positive	Total
SALEM HOSPITAL REGIONAL LABORATORY		1			1
RIVERSIDE REGIONAL MED CENTER			1	100%	1
OASIS FAMILY RESORT IN THE SPRINGS LLC		1			1
POUDRE VALLEY HOSPITAL			1	100%	1
URGENT CARE OF FORT LAUDERDALE INC			1	100%	1
VALLEY HOSPITAL MEDICAL CENTER		1			1
NORTH COUNTY MEDICAL LAB			1	100%	1
RIVERVIEW HOSPITAL	1				1
BRADENTON CONVENTION CENTER			1	100%	1
SOUTH TEXAS HEALTH SYSTEM ER - WARE ROAD			1	100%	1
MERCY HOME		1			1
ENT AND ALLERGY ASSOCIATES, LLP		1			1
Advanced Rehabilitation of Vernon		1			1
ABBOTT LABORATORIES - OCCUPATIONAL HEALTH SERVICES			1	100%	1
PATIENT FIRST - HAMILTON		1			1
MOUNT SINAI MEDICAL CENTER AVENTURA ER			1	100%	1
DOCTORS CARE - GREER		1			1
Central Alabama Veterans HCS - West Campus		1			1
NEW MILFORD HOSPITAL			1	100%	1
SAINT PETE MRI			1	100%	1
QUALITY LAB			1	100%	1
CURELOGICS WOUND CARE & HYPERBARIC CENTER		1			1
BMRHC HARRISON		1			1
MAIN STREET PHARMACY OF MARCELLUS, INC		1			1
EVENTIDE LUTHERAN HOME		1			1
ADVANCED MEDICAL LABORATORIES (AML)			1	100%	1
TANNER MEDICAL CENTER VILLA RICA		1			1
Washington County Nursing HMe			1	100%	1
DR JAMES D FORBES FAMILY CARE CENTER			1	100%	1
ST JOSEPHS CHILDRENS HOSPITAL PEDI TRANSPORT			1	100%	1
park avenue extended care		1			1
A.G. Rhodes		1			1
MEDICAL CENTER			1	100%	1
STEPHENS COUNTY HOSPITAL			1	100%	1
THE EMORY CLINIC			1	100%	1
Walgreens #12153		1			1
CVS AZ9374POCT TUCSON		1			1
TAYLOR COUNTY HEALTH DEPARTMENT			1	100%	1
MALUHIA		1			1
COURTLAND TERRACE		1			1
CVS IL7142POCT LOCKPORT		1			1
WALGREENS #5130			1	100%	1
Troy Center for Rehabilitation & Nursing		1			1
HILTON HEAD HOSPITAL/INPATIENT			1	100%	1
MERITER LABORATORIES			1	100%	1
Hillside Manor Rehabilitation and Extended Care Center		1			1
KIOSK MEDICINE OF KENTUCKY LLC		1			1

# COVID-19: testing by laboratory

Data through Apr 23, 2021 verified as of Apr 24, 2021 at 09:25 AM

Data in this report are provisional and subject to change.

The numbers in the table below represent the number of Florida and non-Florida residents for whom test results were received by the Department of Health. A person can be tested by more than one laboratory and can have both positive and negative results. **Therefore, the sum of the numbers in each column will be larger than the total number of people tested.**

Reporting lab	Inconclusive	Negative	Positive	Percent positive	Total
DOCTORS CHOICE HOME CARE INC			1	100%	1
CONCENTRA - TAMPA EAST		1			1
MISSION HOSPITAL			1	100%	1
CROZER-CHESTER MEDICAL CENTER			1	100%	1
UNC HOSPITALS			1	100%	1
HIGH DESERT COURT GROUP HOME			1	100%	1
Kroger 705 - The Little Clinic Richmond		1			1
AURORA CONSOLIDATED LABORATORY			1	100%	1
The Center at Centennial			1	100%	1
MANOR CARE OF DELRAY BEACH FL LLC		1			1
SUN LABORATORY SERVICES,INC			1	100%	1
NORTHCREST PHYSICIAN SERVICES INC		1			1
Trucare Living Centers - Columbus		1			1
HHCS PHARMACY INC			1	100%	1
ALLIED PEDIATRICS & FAMILY MEDICINE			1	100%	1
NAVARRO MEDICAL CENTERS LLC			1	100%	1
Sarah A. Todd Memorial Home		1			1
CONSULATE HEALTH CARE OF VERO BEACH			1	100%	1
PAUL C SCHWARTZ & MELVIN L WEIDMAN		1			1
PUBLIX PHARMACY #1488		1			1
SARASOTA MEMORIAL HEALTHCARE			1	100%	1
FLORIDA DIGESTIVE AND LIVER SPECIALISTS			1	100%	1
MEDIPLUS CLINIC, INC			1	100%	1
VELOCITY URGENT CARE - LITTLE CREEK			1	100%	1
Jewish Home of Rochester		1			1
CLEVELAND CLINIC OHIO LABORATORIES			1	100%	1
COLLIER BLVD HMA PHYSICIANS MANAGEMENT LLC			1	100%	1
FLORIDA DEPARTMENT OF HEALTH PALM BEACH COUNTY			1	100%	1
WALKIN MEDICAL URGENT CARE,NEW CITY			1	100%	1
RYE BEACH PHARMACY INC		1			1
LAURELS OF NORWORTH		1			1
GWINNETT MEDICAL CENTER			1	100%	1
FLORIDA CLINICAL RESEARCH CENTER, LLC			1	100%	1
Lopatcong Center		1			1
CAH ACQUISITION COMPANY 11 LLC			1	100%	1
FRITZINGERTOWN SENIOR LIVING		1			1
JOHNSON & JOHNSON VISION CARE-VISTAKON			1	100%	1
SUMMIT HEALTHCARE REGIONAL MEDICAL		1			1
ST. JOHN HOSPITAL & MEDICAL CENTER			1	100%	1
ERIE COUNTY EMERGENCY SERVICES DIV OF		1			1
Kroger 419 - The Little Clinic Farmington/Exeter		1			1
SHARP CHULA VISTA MEDICAL CENTER			1	100%	1
PEDRO MENENDEZ HEALTH CENTER AT ST JOHNS			1	100%	1
NORTH MIAMI BEACH SURGICAL CENTER			1	100%	1
OMAHA VA MEDICAL CENTER			1	100%	1
ARTESIAN HOME		1			1
Citadel		1			1

# COVID-19: testing by laboratory

Data through Apr 23, 2021 verified as of Apr 24, 2021 at 09:25 AM

Data in this report are provisional and subject to change.

The numbers in the table below represent the number of Florida and non-Florida residents for whom test results were received by the Department of Health. A person can be tested by more than one laboratory and can have both positive and negative results. **Therefore, the sum of the numbers in each column will be larger than the total number of people tested.**

Reporting lab	Inconclusive	Negative	Positive	Percent positive	Total
Kroger 909 - The Little Clinic Hamilton			1	100%	1
JPS HEALTH CENTER AT TRUE WORTH PLACE			1	100%	1
CVS IL2297651CV JOLIET		1			1
Manor Care of Dallastown d/b/a ManorCare Health Services - Dallastown		1			1
bishop rehabilitation and nursing center		1			1
MED FIRST IMMEDIATE CARE AND FAMILY PRACTICE			1	100%	1
PATIENT FIRST - GARRISONVILLE			1	100%	1
Bayou Vista Community Care Center			1	100%	1
FALKVILLE HEALTHCARE		1			1
STONESPRINGS HOSPITAL CENTER			1	100%	1
MARYLAND DEPARTMENT OF HEALTH AND MENTAL HYGIENE			1	100%	1
HEALTH FIRST MEDICAL GROUP LLC			1	100%	1
ACUTE AND COMMUNICABLE DISEASE PREVENTION			1	100%	1
BLESSINGS MEDICAL CLINIC, THE			1	100%	1
TEXAS HEALTH ARLINGTON MEMORIAL HOSPITAL			1	100%	1
CHATEAU MADELEINE - SENIOR LIVING & MEMORY CARE			1	100%	1
PATHOLOGYT & LAB MEDICINE SERVICES			1	100%	1
HEALTH & WELLNESS PROFESSIONALS INC			1	100%	1
HIDALGO FAMILY CLINIC			1	100%	1
Accordius Health at Harrisonburg		1			1
MOUNTAINVIEW URGENT CARE VALLEY		1			1
Elderwood at Lancaster		1			1
DR Q PEDIATRICS			1	100%	1
WASHINGTON SOLDIERS HOME AND COLONY		1			1
WALGREENS # 04440		1			1
PHYSICIANS OF CENTRAL FLORIDA			1	100%	1
PROGRESSIVE MEDICAL RESEARCH			1	100%	1
SUMMIT DETOX INC			1	100%	1
WESTON COUNTY HEALTH SERVICES			1	100%	1
SEATTLE-KING COUNTY			1	100%	1
BLACK SHEEP MEDICAL			1	100%	1
COSTAMED GRUPO MEDICO			1	100%	1
DELTONA VA CBOC		1			1
PEDIATRIC ASSOCIATES OF JULINGTON CREEK			1	100%	1
VA OPTOMETRY CLINIC			1	100%	1
Kroger 444 - The Little Clinic Dent		1			1
BAYSHORE DIALYSIS			1	100%	1
CACERES SPECIALIZED GYNECOLOGY		1			1
CHC			1	100%	1
LP Marietta II, LLC		1			1
Kroger 519 - The Little Clinic Staples Mill Road		1			1
HALE KUPUNA HERITAGE HOME		1			1
WHEATON FRANCISCAN LABORATORY			1	100%	1
DEVLIN MANOR NURSING AND REHABILITATION		1			1
MOBILE MEDICAL UNIT- SAINT JOSEPH REG		1			1
FAST TEST NOW		1			1
UF HEALTH FAMILY MEDICINE-GOODBYS CREEK			1	100%	1



# COVID-19: testing by laboratory

Data through Apr 23, 2021 verified as of Apr 24, 2021 at 09:25 AM

Data in this report are provisional and subject to change.

The numbers in the table below represent the number of Florida and non-Florida residents for whom test results were received by the Department of Health. A person can be tested by more than one laboratory and can have both positive and negative results. **Therefore, the sum of the numbers in each column will be larger than the total number of people tested.**

Reporting lab	Inconclusive	Negative	Positive	Percent positive	Total
CORNERSTONE OF RECOVERY INC		1			1
WEST FLORIDA MEDICAL CENTER CLINIC			1	100%	1
MARTIN LUTHER KING RENAL INSTITUTE			1	100%	1
FRESENIUS MEDICAL CARE TRADTION			1	100%	1
PATIENT FIRST-GENERAL BOOTH			1	100%	1
JOHN D. ARCHBOLD MEMORIAL HOSPITAL			1	100%	1
CITRONELLE HEALTH AND REHABILITATION CENTER	1				1
MEDHELP			1	100%	1
Harris Hill Nursing Facility	1				1
WEST VIRGINIA LABORATORIES			1	100%	1
MADISON REHABILITATION HOSPITAL	1				1
SETON HILL UNIVERSITY	1				1
Jenkins Living Center	1				1
PULSE MEDICAL DOCTOTS LLC			1	100%	1
HARMONY HEALTHCARE ORLANDO INC	1				1
OMC PRIMARY CARE - HOSPITAL CAMPUS			1	100%	1
NAVICENT HEALTH OCONEE, LLC	1				1
PARK CITY HOSPITAL - RESPIRATORY CARE SERVICES			1	100%	1
PATIENT FIRST			1	100%	1
OXLEY PARK HEALTH & REHAB	1				1
BAYLOR SCOTT & WHITE ALL SAINTS MEDICAL CENTER FT			1	100%	1
Chesapeake Shores - Signature HealthCare LLC	1				1
Kroger 500 - The Little Clinic Speedway	1				1
ANY LAB TEST NOW JACKSONVILLE	1				1
SC-GA2018 MCCORMICK REHAB & HEALTHCARE	1				1
AML DIAGNOSTICS- ADV TESTING IN METABOLIC MEDICINE			1	100%	1
Kroger 541 - The Little Clinic Long Hollow Pike	1				1
SMITH KLINE			1	100%	1
ATLANTIS VISION CENTER			1	100%	1
SIERRA HEALTH CARE CENTER	1				1
KNOX COMMUNITY HOSPITAL			1	100%	1
SUNRISE/QUAY COUNTY HEALTH CLINIC	1				1
MARINA DEL REY HOSPITAL LAB			1	100%	1
THE MEDICAL CENTER AT SCOTTSVILLE			1	100%	1
VA North May Outpatient Clinic	1				1
BETTER U BETTER LIFE WELLNESS LLC			1	100%	1
ICARE	1				1
LACKAWANNA HEALTH AND REHAB CENTER	1				1
MISSION REGIONAL MEDICAL CENTER			1	100%	1
Brattleboro Crossings LLC dba Pine Heights at Brattleboro	1				1
BRIDGES AT LIFE CARE CENTER OF OCALA, THE			1	100%	1
BLOOMINGDALE MEDICAL ASSOC			1	100%	1
GARDENS PEDIATRICS LAB			1	100%	1
BIODORON LABORATORIES			1	100%	1
SLIDELL MEMORIAL HOSPITAL			1	100%	1
CVS NV9586POCT RENO		1			1
EXPRESS LAB LIVINGSTON			1	100%	1

# COVID-19: testing by laboratory

Data through Apr 23, 2021 verified as of Apr 24, 2021 at 09:25 AM

Data in this report are provisional and subject to change.

The numbers in the table below represent the number of Florida and non-Florida residents for whom test results were received by the Department of Health. A person can be tested by more than one laboratory and can have both positive and negative results. **Therefore, the sum of the numbers in each column will be larger than the total number of people tested.**

Reporting lab	Inconclusive	Negative	Positive	Percent positive	Total
MEDEXPRESS URGENT CARE - WAYNESBURG		1			1
ADAPTIVE BIOTECHNOLOGIES			1	100%	1
SAINT JOSEPHS HOSPITAL OF ATLANTA			1	100%	1
OUCH URGENT CARE			1	100%	1
STAT EMERGENCY CENTER			1	100%	1
GENESIS HOME HEALTH CARE SERVICES OF			1	100%	1
PINELLAS POINT NURSING AND REHAB CENTER			1	100%	1
Good Samaritan Society - Mountian Lake		1			1
GENESIS MICROBIOLOGY LAB		1			1
PEDIATRICS AND FAMILY CARE, LLC			1	100%	1
INFINITY HOME CARE OF PORT CHARLOTTE, LLC			1	100%	1
LAKE MARY DIALYSIS			1	100%	1
ADVENTHEALTH MEDICAL GROUP UROLOGY AT EAST ORLANDO		1			1
TEXAS HEALTH ARLINGTON MEMORIAL		1			1
MADISON AT OVIEDO			1	100%	1
FORT MYERS DIALYSIS		1			1
San Antonio Residence and Rehabilitation Center		1			1
URGENT CARE CENTER OF PORT ORANGE LLC			1	100%	1
DAVITA DIALYSIS-NORTH			1	100%	1
OAKVIEW INC		1			1
Pinnacle Health and Rehab at South Portland		1			1
FAST AID URGENT CARE			1	100%	1
Walgreens #9620		1			1
CARESPOT - OVIEDO			1	100%	1
PERRY COUNTY NURSING HOME		1			1
DR PHILLIPS CENTER FOR WELLNESS		1			1
CONVENIENT MD			1	100%	1
MOUNT SINAI CORAL GABLES			1	100%	1
Smg/North Jersey Hematology & Oncology		1			1
FAU MEMORY & WELLNESS CENTER			1	100%	1
Portsmouth Health and Rehab			1	100%	1
HUNTERS CREEK MEDICAL ASSOCIATES PA		1			1
GENEVA FAMILY HEALTH			1	100%	1
Melbourne Terrace Rehabilitation Center			1	100%	1
CARENOW URGENT CARE-MURFREESBORO			1	100%	1
MINNESOTA HERITAGE HOUSE		1			1
TMH URGENT CARE CENTER			1	100%	1
WMC HEALTH GROUP OF KISSIMMEE LLC			1	100%	1
BEACH CARE PLLC			1	100%	1
LANCASHIRE HALL NURSING AND REHABILITATION CENTER		1			1
Rockcastle Health and Rehab		1			1
BRITTNEY WHELIHAN IRWIN ARNP LLC			1	100%	1
BLUFFTON HEALTH CENTER			1	100%	1
Autumn Care of Suffolk		1			1
RCP OF MEMORIAL WEST			1	100%	1
777 URGENT CARE			1	100%	1
WEST VIRGINIA UNIVERSITY HOSPITALS			1	100%	1

# COVID-19: testing by laboratory

Data through Apr 23, 2021 verified as of Apr 24, 2021 at 09:25 AM

Data in this report are provisional and subject to change.

The numbers in the table below represent the number of Florida and non-Florida residents for whom test results were received by the Department of Health. A person can be tested by more than one laboratory and can have both positive and negative results. **Therefore, the sum of the numbers in each column will be larger than the total number of people tested.**

Reporting lab	Inconclusive	Negative	Positive	Percent positive	Total
EVEXIA DIAGNOSTICS			1	100%	1
MARQUETTE GENERAL HOSPITAL			1	100%	1
Heartland Health Care Center Jacksonville			1	100%	1
REDMOND REGIONAL MEDICAL CENTER			1	100%	1
CVS AZ7855POCT TUCSON		1			1
PUBLIX PHARMACY #1114			1	100%	1
PEACE RIVER CENTER CRISIS STABILIZATION UNIT			1	100%	1
CVS AZ3749POCT GOODYEAR		1			1
KISSIMMEE HOME TRAINING		1			1
DOYLESTOWN HOSPITAL			1	100%	1
ISSAM ALBANNA MD PA			1	100%	1
Mayaguez Outpatient Clinic		1			1
Schoenbrunn Healthcare		1			1
AMALIA'S COMMUNITY CLINIC, CORP			1	100%	1
CVS CT692POCT NORTH HAVEN		1			1
SIGNATURE HEALTHCARE OF BUCKHEAD		1			1
PEDIATRIC ASSOCIATES - MIAMI LAKES		1			1
Royal Palm Beach Health and Rehab Center			1	100%	1
JACKSONVILLE HEALTH & REHAB		1			1
SAINT LEO UNIVERSITY INCORPORATED			1	100%	1
SIGNATURE CARE MIDLAND			1	100%	1
WAKE FOREST MEDICAL CENTER LABORATORY			1	100%	1
AMERICAN DRUG TESTING LAB LLC			1	100%	1
CHI MEMORIAL HOSPITAL CHATTANOOGA			1	100%	1
Long Beach Care Center			1	100%	1
GAMMA HEALTHCARE, INC		1			1
ACCESS HEALTH CARE PHYSICIANS, LLC		1			1
Brakeley Park Center		1			1
NABI		1			1
TENNOVA HEALTHCARE - CLEVELAND			1	100%	1
WATERS EDGE ELEMENTARY SCHOOL			1	100%	1
FLORIDA EPIDEMIOLOGY PROGRAM			1	100%	1
Port Orange Nursing And Rehab Center			1	100%	1
MANHATTAN EYE EAR AND THROAT HOSPITAL		1			1
Kroger 395 - The Little Clinic Blanchester		1			1
PRIMBIO RESEARCH INSTITUTE LLC		1			1
WVU MEDICINE - WESTON			1	100%	1
CLEVELAND HEARTLAB			1	100%	1
Greene Meadows Nursing and Rehabilitation Center		1			1
ENCOMPASS HEALTH REHABILITATION HOSPI		1			1
MD NOW MEDICAL CENTERS, INC			1	100%	1
Nemours Children's Clinic-Orla			1	100%	1
Friendship Manor Inc.		1			1
UHS BINGHAMTON GENERAL			1	100%	1
MEMORIAL HERMANN KATY HOSPITAL			1	100%	1
MARTIN HEALTH PHYSICIAN GROUP			1	100%	1
GADSDEN FAMILY PRACTICE		1			1

# COVID-19: testing by laboratory

Data through Apr 23, 2021 verified as of Apr 24, 2021 at 09:25 AM

Data in this report are provisional and subject to change.

The numbers in the table below represent the number of Florida and non-Florida residents for whom test results were received by the Department of Health. A person can be tested by more than one laboratory and can have both positive and negative results. **Therefore, the sum of the numbers in each column will be larger than the total number of people tested.**

Reporting lab	Inconclusive	Negative	Positive	Percent positive	Total
GINKGO BIOWORKS INC (CONCENTRIC)		1			1
ROSEN MEDICAL CENTER AT ROSEN COLLEGE CAMPUS			1	100%	1
Kroger 353 - The Little Clinic Harpers Point		1			1
URGENT DOC -NACOGODOCHES CLINIC			1	100%	1
BROCK HUGHES MEDICAL CENTER			1	100%	1
MBMG OF WINTER HAVEN			1	100%	1
TAMPA GENERAL MEDICAL GROUP LABORATORY HEALTHPARK			1	100%	1
PEDIATRIC PARTNERS OF ZEPHYRHILLS PA			1	100%	1
MEDEXPRESS URGENT CARE, EDWARDSVILLE		1			1
WALMART PHARMACY 10-4554		1			1
FAMILY PRACTICE OF CENTRAL FLORIDA PA			1	100%	1
Crisp Regional Nursing and Rehab Center		1			1
ALLIANCE LABORATORY SERVICES			1	100%	1
LABONE		1			1
FOUNDCARE HEALTH			1	100%	1
DISCOVERY AT HOME, LLC			1	100%	1
DIGESTIVE DISEASE CARE PC		1			1
MEDEXPRESS URGENT CARE - LINDEN		1			1
CAPE FEAR VALLEY MEDICAL CENTER			1	100%	1
MORGAN STANELY HEALTH CENTER		1			1
Villages of St.Peters		1			1
Rio Grande City Nursing and Rehab Center			1	100%	1
BOYKIN		1			1
ADVENTHEALTH PHYSICIAN GROUP – APPLEWOOD			1	100%	1
LABORATORY SERVICES SGHS - CAMDEN		1			1
MEMORIAL HOSPITAL LOS BANOS			1	100%	1
WELL KEY URGENT CARE MARYVILLE		1			1
Kroger 356 - The Little Clinic Middletown		1			1
OXY-GENLAB			1	100%	1
Ladera Center		1			1
MEDTOWN PHARMACY			1	100%	1
PALM COAST DRAW STATION/AMERICAN HEALTH ASSOCIATES		1			1
Ideal Senior Living Center		1			1
Elm Crest Senior Living Community		1			1
CONCIERGE IV NUTRITION			1	100%	1
SUMMERFORD NURSING HOME, INC.		1			1
CHILDREN'S AT SATELLITE BOULEVARD URGE		1			1
MEDICAL CLINIC OF HOUSTON			1	100%	1
ST. LUKES HOSPITAL			1	100%	1
HEART HOSPITAL OF LAFAYETTE: EMERGENCY ROOM			1	100%	1
THE INTERNAL MEDICAL GROUP		1			1
ECHCS - Jewell Clinic		1			1
Walgreens #10851		1			1
MED CHOICE CENTER OF NORTH MIAMI			1	100%	1
CHIPLEY DIALYSIS			1	100%	1
ST.ELIZABETH HEALTH CENTER	1				1
NORTHEAST BAPTIST HOSPITAL			1	100%	1

# COVID-19: testing by laboratory

Data through Apr 23, 2021 verified as of Apr 24, 2021 at 09:25 AM

Data in this report are provisional and subject to change.

The numbers in the table below represent the number of Florida and non-Florida residents for whom test results were received by the Department of Health. A person can be tested by more than one laboratory and can have both positive and negative results. **Therefore, the sum of the numbers in each column will be larger than the total number of people tested.**

Reporting lab	Inconclusive	Negative	Positive	Percent positive	Total
WALGREEN#12147		1			1
Fulton County Medical Center Long Term Care			1	100%	1
AUTUMN HOUSE			1	100%	1
HARDVARD VANGUARD MEDICAL ASSOCIATES - NEEDHAM			1	100%	1
EPIC CARE PHARMACY		1			1
MEDEXPRESS URGENT CARE - HAMILTON SQUA		1			1
EVANS FAMILY CARE PA			1	100%	1
Parkwood Healthcare Facility		1			1
GREATER TAMPA AT HOME			1	100%	1
DUKE UNIVERSITY MEDICAL CENTER			1	100%	1
CALIFORNIA PUBLIC HEALTH LABORATORY			1	100%	1
SPRING VALLEY HOSPITAL MEDICAL CENTER			1	100%	1
Westminster Canterbury Richmond		1			1
JOSEPH REINA PHARMACY INC DBA JRX PHAR		1			1
Gulf Coast health and Rehabilitation, LLC		1			1
LIFE CARE CENTER OF HILTON HEAD		1			1
SV MOBILE HEALTH			1	100%	1
GENERATIONS CENTER OF SPENCER		1			1
CARESPOT - LEE VISTA			1	100%	1
ROSE MEDICAL CENTER LAB			1	100%	1
MEDEXPRESS URGENT CARE - JACKSON		1			1
Chateau Dville Rehab & Retirement		1			1
ARIZONA STATE LABORATORY			1	100%	1
RADIANCE HEALTH RX		1			1
NULEASE MEDICAL SOLUTIONS			1	100%	1
DORAL KIDNEY CENTER			1	100%	1
Kroger - KRO70600172		1			1
MYCLINIC, INC			1	100%	1
WATERVIEW HILLS REHABILITATION AND NUR		1			1
SUSAN F. WILLIAMS M.D., P.A.			1	100%	1
ADVANCED LABORATORY SERVICES			1	100%	1
SPECTRUM LUDINGTON			1	100%	1
Grays Harbor Health and Rehabilitation		1			1
ADDINGTON PLACE EAST LAKE		1			1
EDWARD HOSPITAL			1	100%	1
Absolut Care of Gasport		1			1
SAINT FRANCIS HOSPITAL			1	100%	1
Churchman Village LLC		1			1
Towne Manor West		1			1
MEDCARE QUALITY MEDICAL CENTER LLC			1	100%	1
INTERIM HEALTHCARE OF PALM COAST			1	100%	1
PALMETTO CHARTER SCHOOL		1			1
HAVASU REGIONAL MEDICAL CENTER			1	100%	1
CLINICAL TRIALS OF TAMPA LLC		1			1
Excel Care Center			1	100%	1
RESTORE MEDICAL PARTNERS PLLC			1	100%	1
Juniper Village at Bucks County		1			1



# COVID-19: testing by laboratory

Data through Apr 23, 2021 verified as of Apr 24, 2021 at 09:25 AM

Data in this report are provisional and subject to change.

The numbers in the table below represent the number of Florida and non-Florida residents for whom test results were received by the Department of Health. A person can be tested by more than one laboratory and can have both positive and negative results. **Therefore, the sum of the numbers in each column will be larger than the total number of people tested.**

Reporting lab	Inconclusive	Negative	Positive	Percent positive	Total
PM PEDIATRICS OF BAYSIDE, PLLC		1			1
MEDEXPRESS URGENT CARE - PATRICK STREE			1	100%	1
CARESPOT - MIAMI GARDENS			1	100%	1
SPRINGFIELD HOSPITAL			1	100%	1
Hinesville VA Clinic		1			1
NEMOURS CHILDREN'S PRIMARY CARE			1	100%	1
Piqua Manor		1			1
BARRINGTON TERRACE NAPLES			1	100%	1
RIO GRANDE REGIONAL HOSPITAL FAMILY PRACTICE CLINC			1	100%	1
DAUGHTERS OF SARAH NURSING CENTER		1			1
HOLMES FAMILY PRACTICE PA			1	100%	1
COLER REHABILITATION AND NURSING CARE		1			1
BALLAD HEALTH MEDICAL ASSOCIATES URGENT CARE			1	100%	1
ALLEGHENY COUNTY HEALTH DEPARTMENT - PUBLIC HEALTH LABORATORY			1	100%	1
HATLEY HEALTH CARE, INC		1			1
CLINIC OF PLANT CITY, THE		1			1
Crowne Health Care of Thomasville		1			1
YOUTH HEALTH CENTER OF HUNTINGTON		1			1
Summit Medical Group Morristown Oncology		1			1
PM PEDIATRICS OF VIRGINIA			1	100%	1
MT VIEW			1	100%	1
LOPEZ		1			1
Birmingham Nursing & Rehab Center		1			1
HANCOCK REGIONAL HOSPITAL		1			1
UF HEALTH - WILDLIGHT			1	100%	1
Oakview Manor Health and Rehab		1			1
INDIAN RIVER CLINICAL LABORATORY, INC.		1			1
WALGREENS #05432		1			1
HEARTLAND OF ZEPHYRHILLS FL, LLC			1	100%	1
IDAHO HEALTH DEPARTMENT			1	100%	1
Avera Sr. James Care Center		1			1
D'YOUVILLE SCHOOL OF PHARMACY		1			1
HEALTHCARE PARTNERS FAMILY MEDICINE LLC			1	100%	1
MYLAN-SOUTH POINT PA		1			1
FRESENIUS KIDNEY CARE OCALA			1	100%	1
LEGACY SPECIALTY PHARMACY CORP			1	100%	1
PINNACLE PAIN CENTER PS DBA LYNX HEALTHCARE		1			1
MOBILE INFIRMARY MEDICAL CENTER			1	100%	1
VALLEY VISTA CARE CENTER		1			1
REGIONAL MEDICAL CENTER			1	100%	1
Good Samaritan Society - Albion		1			1
DPH OP LAB			1	100%	1
RIVERTON CBOC			1	100%	1
PSL JAX BEACH OPERATIONS LLC			1	100%	1
INTEGRATED GENETICS SEQUENOM		1			1
INNOVATIVE HEALTH DIAGNOSTIC OF CALIFORNIA			1	100%	1
JUPITER MEDICAL GROUP			1	100%	1

# COVID-19: testing by laboratory

Data through Apr 23, 2021 verified as of Apr 24, 2021 at 09:25 AM

Data in this report are provisional and subject to change.

The numbers in the table below represent the number of Florida and non-Florida residents for whom test results were received by the Department of Health. A person can be tested by more than one laboratory and can have both positive and negative results. **Therefore, the sum of the numbers in each column will be larger than the total number of people tested.**

Reporting lab	Inconclusive	Negative	Positive	Percent positive	Total
BETHESDA ON TURKEY CREEK			1	100%	1
INTERIM HEALTHCARE			1	100%	1
AMBULATORY CARE CLINIC, LLC			1	100%	1
Regency Square			1	100%	1
JAMES A HENRY MD LLC			1	100%	1
EAST END PEDIATRICS		1			1
DEPARTMENT OF HEALTH SERVICES			1	100%	1
TRANSCEND PERFORMANCE AND LIFESTYLE INSTITUTE			1	100%	1
NORDX			1	100%	1
WRIGHT PATTERSON AFB MEDICAL CENTER			1	100%	1
PARK AVENUE MEDICAL PROFESSIONALS PC		1			1
MEDPOST URGENT CARE - CIBOLO			1	100%	1
EMERALD HEALTH CARE		1			1
CARENOW URGENT CARE-HENDERSONVILLE		1			1
BIOLOGICAL AND CHEMICAL EMERGENCIES LABORATORY			1	100%	1
MID-SOUTH URGENT CARE, PLLC			1	100%	1
BAM INC		1			1
Kroger - KRO01100688			1	100%	1
PRINCIPLE DIAGNOSTICS LLC			1	100%	1
FLORIDA DEPARTMENT OF HEALTH IN CITRUS COUNTY		1			1
PRIME HEALTHCARE SERVICES		1			1
PEDIATRIC ASSOCIATES - JACKSONVILLE			1	100%	1
AUGUSTA HEALTH SD			1	100%	1
WALGREENS #01456		1			1
SOUTHEASTERN INTEGRATED MEDICAL PL			1	100%	1
LEE MEMORIAL HOSPITAL OUTPATIENT SURGERY CENTER			1	100%	1
APPLECARE URGENT CARE			1	100%	1
Medilodge of Kalamazoo		1			1
MEDICAL UNIVERSITY OF SOUTH CAROLINA			1	100%	1
CARE ADVANTAGE			1	100%	1
Kroger 532 - The Little Clinic Murfreesboro		1			1
WEST FLORIDA HOSPITAL LABORATORY			1	100%	1
OMNICARE PHARMACY OF TEXAS 1, LP		1			1
SOPHIA MEDICAL ASSOCIATES, PC			1	100%	1
SARASOTA MEMORIAL HOSPITAL		1			1
LINCOLN COUNTY MEDICAL CENTER		1			1
LOUNDY		1			1
LAKEWOOD RANCH URGENT CARE PA			1	100%	1
BRIDGEWATER PARK ASSISTED LIVING LLC			1	100%	1
Arlington Health and Rehabilitation		1			1
Medilodge of Midland		1			1
RAAZI CLINICAL LABORATORY LLC			1	100%	1
MEDEXPRESS URGENT CARE - LEOMINSTER		1			1
LOUISIANA STATE LAB			1	100%	1
UNITED HEALTHCARE			1	100%	1
BARTLE'S PHARMACY INC			1	100%	1
TMH PHYSICIAN PARTNERS QUINCY			1	100%	1

# COVID-19: testing by laboratory

Data through Apr 23, 2021 verified as of Apr 24, 2021 at 09:25 AM

Data in this report are provisional and subject to change.

The numbers in the table below represent the number of Florida and non-Florida residents for whom test results were received by the Department of Health. A person can be tested by more than one laboratory and can have both positive and negative results. **Therefore, the sum of the numbers in each column will be larger than the total number of people tested.**

Reporting lab	Inconclusive	Negative	Positive	Percent positive	Total
SILVERMAN			1	100%	1
LABORATORY COPRORATION OF AMERICA			1	100%	1
Kroger 929 - The Little Clinic Corryville		1			1
PERFECT HEALTH URGENT CARE AND MEDICAL		1			1
Traymore Nursing Center		1			1
NEW RIVER HEALTH DISTRICT			1	100%	1
Cerenity Senior Care-White Bear Lake		1			1
ANDERSON NURSING CENTER			1	100%	1
WALGREENS #07589		1			1
Encompass Health Rehab Hosp Harmarville		1			1
MRMC LAB MICRO			1	100%	1
Orange City Nursing and Rehab Center			1	100%	1
BRUSHY CREEK FAMILY HOSPITAL			1	100%	1
US LABORATORIES			1	100%	1
BRISTOL REGINAL MEDICAL CENTER			1	100%	1
PINEVILLE PHARMACY			1	100%	1
JOHN HOPKINS WELLNESS CENTER PEPSICO			1	100%	1
Raleigh Center (WV)			1	100%	1
SILVER SPRINGS SHORES DIALYSIS			1	100%	1
GSM OCED Subsection			1	100%	1
LAKE VIEW COURT		1			1
PUBLIC HEALTH LABORATORIES			1	100%	1
HEALTH GUAGE			1	100%	1
DORNOCH PLACE DEL PRADO		1			1
FIRST CARE OF GAINESVILLE			1	100%	1
AMBRY GENETICS CORP	1				1
Perham Living			1	100%	1
HEALTH CLINIC,THE		1			1
LONG ISLAND MINIMALLY INVASIVE SURGERY		1			1
APOLLOMDX LLC			1	100%	1
PRIMARY & URGENT CARE CENTERS			1	100%	1
KEY WEST BRANCH MEDICAL CLINIC			1	100%	1
NORTH CAROLINA STATE LABORATORY OF PUBLIC HEALTH, SPECTRUM LAB NETWORK			1	100%	1
WELLMED AT LONGWOOD			1	100%	1
LIBERTY COMMONS NURSING AND REHABILITA		1			1
UMASS MEMORIAL/MARLBORO HOSPITAL			1	100%	1
CENTER AT WATERFRONT		1			1
HARDEN DIALYSIS		1			1
YOUR KIDS URGENT CARE			1	100%	1
CORVALLIS CLINIC PC LAB		1			1
LAKE WALES DIALYSIS CENTER			1	100%	1
FLORIDA HOSPITAL TRANSPLANT CENTER		1			1
Peninsula Nursing and Rehabilitation Center		1			1
WALGREENS #05150		1			1
ADVANCED INDIVIDUALIZED MEDICINE OF NAPLES			1	100%	1
MIAMI CHILDRENS HOSPITAL MIDTOWN OUTPATIENT CENTER			1	100%	1
CVS TX7824POCT GARLAND		1			1

# COVID-19: testing by laboratory

Data through Apr 23, 2021 verified as of Apr 24, 2021 at 09:25 AM

Data in this report are provisional and subject to change.

The numbers in the table below represent the number of Florida and non-Florida residents for whom test results were received by the Department of Health. A person can be tested by more than one laboratory and can have both positive and negative results. **Therefore, the sum of the numbers in each column will be larger than the total number of people tested.**

Reporting lab	Inconclusive	Negative	Positive	Percent positive	Total
Kempsville Health and Rehab Center		1			1
ORLANDO DIALYSIS		1			1
BROOKDALE WEST PALM BEACH			1	100%	1
KELLY			1	100%	1
NHC HEALTH CARE CENTER		1			1
METHODISM MIDLOTHIAN MEDICAL CENTER			1	100%	1
THYROID SPECIALTY LABORATORY			1	100%	1
CLARKSVILLE MANOR INC		1			1
NEW ULM MEDICAL CENTER			1	100%	1
CORE OCCUPATIONAL MEDICINE			1	100%	1
ABSOLUTE CAREGIVERS HOME HEALTH AGENCY INC			1	100%	1
PREVENTIVE CARDIOLOGY AND INTERNAL MEDICINE ASSOCI			1	100%	1
JET MEDICAL CENTER			1	100%	1
INDIGO PALMS			1	100%	1
FAMILY MEDICAL CENTERS			1	100%	1
PENNY PEDIATRICS		1			1
RENEGADEXBIO, PBC	1				1
BACON COUNTY HOSPITAL		1			1
TMH PHYSICIAN PARTNERS WAKULLA			1	100%	1
ABINGTON MEMORIAL HOSPITAL			1	100%	1
ELDERWOOD AT WAVERLY		1			1
GULF BREEZE TREATMENT CENTER, LLC			1	100%	1
TRIPLE O RESEARCH INSTITUTE PA			1	100%	1
DORA HOME CARE			1	100%	1
Walgreens #9121		1			1
GATEWAY HEALTHCARE, PC			1	100%	1
IC LABS			1	100%	1
KROGER 915 - THE LITTLE CLINIC ANDERSON			1	100%	1
Villa Maria			1	100%	1
NHSN_AIMS		1			1
PRESTIGE ER			1	100%	1
COASTAL MANOR		1			1
CENTRAL FLA PEDIATIC URGENT CARE LLC		1			1
TILLAMOOK COUNTY GENERAL HOSPITAL LAB		1			1
NORTH BROWARD MEDICAL CENTER			1	100%	1
MORELL			1	100%	1
Bolingreen Health and Rehabilitation		1			1
CLIFTON-FINE HOSPITAL LABORATORY		1			1
HEARTLAND PHARMACY SEBRING			1	100%	1
ASSOCIATESMD			1	100%	1
ALL CHILDRENS PEDIATRIC CLINIC			1	100%	1
BROOKS REHAB			1	100%	1
Walgreens #5421		1			1
WINTER GARDEN CHILDREN'S HEALTH CENTERS			1	100%	1
WELLPATH			1	100%	1
MEMORIAL HERMANN MEDICAL GROUP-ATASCOCITA PEDS			1	100%	1
CVS PA2867POCT FOLSOM		1			1

# COVID-19: testing by laboratory

Data through Apr 23, 2021 verified as of Apr 24, 2021 at 09:25 AM

Data in this report are provisional and subject to change.

The numbers in the table below represent the number of Florida and non-Florida residents for whom test results were received by the Department of Health. A person can be tested by more than one laboratory and can have both positive and negative results. **Therefore, the sum of the numbers in each column will be larger than the total number of people tested.**

Reporting lab	Inconclusive	Negative	Positive	Percent positive	Total
NORTHERN KENTUCKY HEALTH DEPARTMENT			1	100%	1
VIP STARNETWORK		1			1
PALMA CEIA MED GROUP-SWANN		1			1
MEMPHIS URGENT CARE #2, LLC			1	100%	1
Good Samaritan Society-Atkinson		1			1
Masonic Medical Research Institute			1	100%	1
PASCO COUNTY HEALTH DEPARTMENT			1	100%	1
CFHC - FROSTPROOF			1	100%	1
HAYS CLINICAL LAB			1	100%	1
PHYSICIANS LAB INC			1	100%	1
MEDEXPRESS URGENT CARE - LAWTON		1			1
PALMETTO LANDING			1	100%	1
ALTA BATES SUMMIT MEDICAL CENTER CLINICAL LAB			1	100%	1
KIDZ FAMILY CARE			1	100%	1
OCEAN PEDIATRIC CARE			1	100%	1
Kroger 527 - The Little Clinic Hwy 70 S.		1			1
Accordius Health at Gastonia			1	100%	1
INTERNAL MEDICINE GROUP OF WINTER HAVEN PA		1			1
HEBER VALLEY HOSPITAL			1	100%	1
CROWNPOINT HEALTHCARE FACILITY		1			1
CSI LABORATORIES FLORIDA			1	100%	1
LAB. CORP. OF AMERICA			1	100%	1
HOLYOKE MEDICAL CENTER			1	100%	1
ADVANCE CARDIOVASCULAR IMAGING, INC			1	100%	1
BROOKSVILLE REGIONAL HOSPITAL			1	100%	1
FAMILY MEDICAL CENTER OF HOLLYWOOD PA			1	100%	1
UNIVERSITY OF MIAMI - LENNAR CENTER			1	100%	1
PARKWAY REGIONAL MEDICAL CENTER LAB			1	100%	1
PULMONARY MEDICINE		1			1
ABRAKIDABRA KIDS CLINIC			1	100%	1
CVS OH3481POCT MARYSVILLE		1			1
EH FARGO HOSPITAL LABORATORY			1	100%	1
BISHOP KEARNEY		1			1
CARESPOT - WELLINGTON			1	100%	1
Central Alabama Veterans HCS - East Campus		1			1
Kroger 539 - The Little Clinic Memorial Blvd.		1			1
FAITH FAMILY PRACTICE			1	100%	1
PINECREST MANOR		1			1
CLINICAL LABORATORY DEPARTMENT			1	100%	1
DESTIN SURGERY CENTER LTD		1			1
CLINTON DRUG STORE		1			1
LAREDO CARE CLINIC NORTH		1			1
ANDREWS			1	100%	1
Williamstown Commons			1	100%	1
CAN COMMUNITY HEALTH NORTH MIAMI, FL		1			1
THE CLINIC ON SIXTH			1	100%	1
Diversicare of Eupora		1			1



# COVID-19: testing by laboratory

Data through Apr 23, 2021 verified as of Apr 24, 2021 at 09:25 AM

Data in this report are provisional and subject to change.

The numbers in the table below represent the number of Florida and non-Florida residents for whom test results were received by the Department of Health. A person can be tested by more than one laboratory and can have both positive and negative results. **Therefore, the sum of the numbers in each column will be larger than the total number of people tested.**

Reporting lab	Inconclusive	Negative	Positive	Percent positive	Total
UCSD MICROBIOLOGY LABORATORY			1	100%	1
PM PEDIATRICS PC			1	100%	1
MARYWOOD HEIGHTS		1			1
MEDHEALTH CLINICAL INC			1	100%	1
LOURDES URGENT CARE			1	100%	1
SWIFTCARE URGENT CARE, PLLC			1	100%	1
ELKHART GENERAL HOSPITAL			1	100%	1
PANCARE HEALTH - CARR ELEM & MIDDLE SCHOOL			1	100%	1
Stonespring Transitional Care		1			1
LOUIS A JOHNSON VAMC		1			1
Kroger 717 - The Little Clinic Dolphin Drive			1	100%	1
NORTH WEST FLORIDA DIAGNOSTIC ENOCRINOLOGY CLINIC			1	100%	1
TALLAHASSEE DIALYSIS		1			1
View Ridge Care Center		1			1
CLINICAL MICROBIOLOGY LAB FAIRVIEW UNIVERSITY HOSPITAL			1	100%	1
Oak Hill Health & Rehabilitation Center			1	100%	1
VIVIAN SIMMONS FAMILY PRACTICE			1	100%	1
FAMILY MEDICAL CENTRE			1	100%	1
UT HEALTH RIO GRANDE VALLEY PRIMARY CARE AT			1	100%	1
AURORA HEALTH CARE METRO INC			1	100%	1
NATION'S BEST CARE HOME HEALTH			1	100%	1
SINAI URGENT CARE FORT WORTH, LLC			1	100%	1
PALM BEACH PEDIATRIC UROLOGY			1	100%	1
DAYTONA BEACH DIALYSIS			1	100%	1
MISSOURI DEPT. OF HEALTH			1	100%	1
CELEBRATION FAMILY PHYSICIANS LLC			1	100%	1
PENROSE HOSPITAL			1	100%	1
NEMOURS CHILDRENS URGENT CARE			1	100%	1
PROVIDENCE HOSPITAL			1	100%	1
CORPORATION OF AMERICA		1			1
SUNY AT STONY BROOK			1	100%	1
MEMORIALCARE LONG BEACH MEDICAL CENTER			1	100%	1
CARDIAC AND VASCULAR CONSULTANTS MD PA		1			1
WYTHE CNTY COMMUNITY HOSP LABORATORY			1	100%	1
SWIFT CREEK HEALTH CENTER AT THE TEMPL		1			1
MARTIN ARMY COMMUNITY HOSPITAL			1	100%	1
CHILDRENS HEALTHCARE CTE OF NORTHERN		1			1
MCCORMICK AMBULANCE		1			1
J F K PEDIATRICS			1	100%	1
MED LAB SERVICES, LLC			1	100%	1
CONEY ISLAND HOSP			1	100%	1
HUNTSVILLE HOSPITAL			1	100%	1
Riverside Nursing & Rehabilitation Center		1			1
HALIFAX FAMILY HEALTH CENTER			1	100%	1
ADVANCE GASTROENTEROLOGY			1	100%	1
MISSOURI DEPARTMENT OF HEALTH AND SENIOR SERVICES - STATE PH LAB		1			1
MEDEXPRESS URGENT CARE - PINE BLUFF S		1			1

# COVID-19: testing by laboratory

Data through Apr 23, 2021 verified as of Apr 24, 2021 at 09:25 AM

Data in this report are provisional and subject to change.

The numbers in the table below represent the number of Florida and non-Florida residents for whom test results were received by the Department of Health. A person can be tested by more than one laboratory and can have both positive and negative results. **Therefore, the sum of the numbers in each column will be larger than the total number of people tested.**

Reporting lab	Inconclusive	Negative	Positive	Percent positive	Total
CEPERO PEDIATRICS PA			1	100%	1
Mountain City Care and Rehabilitation Center		1			1
THE HOSPITALS OF PROVIDENCE EMERGENCY ROOM			1	100%	1
ST. LUKE'S HOSPITAL			1	100%	1
MEDEXPRESS URGENT CARE - MT EPHRAIM		1			1
CULVER CITY URGENT CARE			1	100%	1
Parkside Manor		1			1
Tremont Health & Rehabilitation Center		1			1
ADVENTHEALTH HOME CARE WATERMAN			1	100%	1
BAPTIST ASI			1	100%	1
Caldwell Care		1			1
SOUTH SEMINOLE HOSPITAL POCT			1	100%	1
JEFFREY A HIRSCHFIELD, MD PA			1	100%	1
UNIVERSITY OF MARYLAND PATHOLOGY ASSOCIATES			1	100%	1
UF HEALTH EMERGENCY CENTER LABORATORY		1			1
The Jordan Center		1			1
CARESPOT - OCOEE			1	100%	1
CLINICAL CARE, INC			1	100%	1
Integrity Healthcare of Carbondale			1	100%	1
CHRISTUS GOOD SHEPHERD MEDICAL CENTER			1	100%	1
UNIVERSITY PLACE NURSING CENTER		1			1
SOMA MEDICAL CENTER PA #4			1	100%	1
MEDICAL EXAMINERS OFFICE, LEESBURG			1	100%	1
BOCA MEDICAL CARE			1	100%	1
St. Catherine's manor of Findlay		1			1
CONNECTICUT CVS PHARMACY, LLC		1			1
FREDERICK AVENUE GROUP HOME		1			1
TREASURE COAST MEDICAL CONCIERGE LLC			1	100%	1
SANTA MONICA FERTILITY			1	100%	1
NORTHEAST GEORGIA HEALTH SYSTEM			1	100%	1
FLORIDA DEPARTMENT OF HEALTH IN BROWARD COUNTY		1			1
American Fork Care Center dba Heritage Care Center		1			1
MANCHESTER COMMONS		1			1
KIOSK MEDICINE KENTUCKY LLC		1			1
PHOEBE PRIMARY CARE CAMILLA			1	100%	1
ST. MICHAEL'S ELITE HOSPITAL			1	100%	1
PALM BEACH COUNTY SHERIFF OFFICE			1	100%	1
MOUNT SINAI HOSPITAL OF QUEENS			1	100%	1
Consulate Health Care of Tallahassee			1	100%	1
CONCIERGE INTERNAL MEDICINE ASSOCIATES			1	100%	1
WESTEX URGENT CARE, PLLC			1	100%	1
CVS MA634POCT KINGSTON			1	100%	1
LOVELACE WOMEN'S HOSPITAL		1			1
St. Anthony's Nursing and Rehab			1	100%	1
PIEDMONT NEWTON HOSPITAL		1			1
FHPG INTERNAL MEDICINE OF BRANDON			1	100%	1
ROCKLEDGE HEALTH & REHABILITATION CENTER			1	100%	1

# COVID-19: testing by laboratory

Data through Apr 23, 2021 verified as of Apr 24, 2021 at 09:25 AM

Data in this report are provisional and subject to change.

The numbers in the table below represent the number of Florida and non-Florida residents for whom test results were received by the Department of Health. A person can be tested by more than one laboratory and can have both positive and negative results. **Therefore, the sum of the numbers in each column will be larger than the total number of people tested.**

Reporting lab	Inconclusive	Negative	Positive	Percent positive	Total
DESERT ROSE FL LLC		1			1
AVON PARK CLUSTER		1			1
MARYLAND DEPARTMENT OF HEALTH AND MENTAL HYGIENE-LABORATORIES			1	100%	1
Heartland of Pittsburgh PA, LLC		1			1
LADY LAKE FAMILY MEDICINE			1	100%	1
NORWOOD HEALTH CENTER		1			1
Miller Health Care Center			1	100%	1
BGB SUMMIT MEDICAL GROUP		1			1
MEMORIAL HOSPITAL AT GULFPORT			1	100%	1
AMERICA'S ER SITE 002 LLC			1	100%	1
FAMILY & INTERNAL MEDICINE CENTER		1			1
NEW HANOVER REGIONAL MEDICAL CENTER			1	100%	1
EASTSIDE URGENT CARE			1	100%	1
URGENT CARE 24/7 TAMPA			1	100%	1
ST JOHNS EPISCOPAL HOSPITAL SOUTH SHORE		1			1
BEACHSIDE DETOX		1			1
MARY WASHINGTON HOSPITAL HOME HEALTH AGENCY	1				1
LONESTAR 24HRER MANAGEMENT LLC DBA LONESTAR 24HRER			1	100%	1
Franciscan Convalescent Hospital		1			1
GULF COUNTY HEALTH DEPARTMENT			1	100%	1
HEALTH PLUS SUNRISE MEDICAL OFFICE			1	100%	1
Good Shepherd Fairview Home, Inc.		1			1
LAKE VISTA DIALYSIS			1	100%	1
PREMIER MEDICAL CLINIC		1			1
YUMA REGIONAL MEDICAL CENTER			1	100%	1
MEMORIAL HERMANN OCCUPATIONAL HEALTH			1	100%	1
LABORATORIO MEDICO CENTRAL CONDOMINO MD			1	100%	1
PATHOLOGY		1			1
WASHINGTON CENTER FOR REHABILITATION A		1			1
SARHA DOCTORS CENTER			1	100%	1
ARLINGTON ADULT RESIDENTIAL FACILITY, INC			1	100%	1
CVS MA335POCT RAYNHAM		1			1
HSRE-ASL CASSELBERRY TRS, LLC			1	100%	1
CHATSWORTH ASSISTED LIVING COMMUNITY AT PGA NATIONAL			1	100%	1
MEMORIAL HERMANN SOUTHWEST HOSPITAL			1	100%	1
MONROE COUNTY PUBLIC HEALTH DEPARTMENT			1	100%	1
WILMINGTON NURSING AND REHAB			1	100%	1
CVS KS8601POCT OVERLAND PARK			1	100%	1
ESOTERIC LAB			1	100%	1
Encompass Health Rehab Hosp Tinton Falls		1			1
EAGLE COUNTY HEALTH AND HUMAN SERVICES			1	100%	1
BAPTIST HEALTH ASI			1	100%	1
Kroger - KRO03400316			1	100%	1
SEGAL INSTITUTE FOR CLINICAL RESEARCH INC			1	100%	1
Crowne Health Care of Eufaula		1			1
Ashland Place Health and Rehabilitation, LLC		1			1
EXPRESS CARE OF OCALA			1	100%	1

# COVID-19: testing by laboratory

Data through Apr 23, 2021 verified as of Apr 24, 2021 at 09:25 AM

Data in this report are provisional and subject to change.

The numbers in the table below represent the number of Florida and non-Florida residents for whom test results were received by the Department of Health. A person can be tested by more than one laboratory and can have both positive and negative results. **Therefore, the sum of the numbers in each column will be larger than the total number of people tested.**

Reporting lab	Inconclusive	Negative	Positive	Percent positive	Total
Walgreens #3049		1			1
KENDALL PEDIATRICS PARTNERS LLC			1	100%	1
WESTOX LABS		1			1
SHANNON MEDICAL CENTER			1	100%	1
CVS KS8573POCT OVERLAND PARK		1			1
SOMA MEDICAL CENTER PA #2 OAKLAND			1	100%	1
Shelbyville Manor		1			1
MORGAN MEDICAL CENTER		1			1
UNIVERSITY OF NORTH CAROLINA HOSPITALS			1	100%	1
ELAN MANATEE			1	100%	1
URGENTMED			1	100%	1
PRIME CARE FAMILY MEDICINE			1	100%	1
AHC Dyersburg		1			1
GATEWAY COMMUNITY SERVICES INC			1	100%	1
THOMAS HOSPITAL			1	100%	1
PHOENIX PROGRAMS OF FLORIDA INC		1			1
CARE CENTER OF LAKE PLACID			1	100%	1
Village Crest Center for Health & Rehabilitation		1			1
HAMPTON VAMC		1			1
HIGHLANDS CLINICAL LABORATORY			1	100%	1
SCHUYLER HOSPITAL		1			1
WEST FLORIDA MEDICAL ASSOCIATES			1	100%	1
PHYSICIAN ASSOCIATES, LLC			1	100%	1
NOORANI MEDICAL CENTER LLC			1	100%	1
Kroger 588 - The Little Clinic Thompsons Station		1			1
Vista Park			1	100%	1
SYNAPSE ANALYTICAL LABS		1			1
COLLINS NURSING HOME		1			1
ALL PRO ORTHOPEDICS & SPORTS MEDICINE, PA			1	100%	1
EXACCARE KINGSTON, LLC			1	100%	1
Diversicare of Ripley		1			1
STATE OF ALASKA			1	100%	1
Davie Nursing & Rehabilitation Center		1			1
MIAMI-DADE COUNTY HEALTH DEPT.		1			1
Cornerstone at the Ranch		1			1
NAVAL BRANCH HEALTH CLINIC			1	100%	1
DSL TENANT II LLC			1	100%	1
SHAW MEDICAL GROUP LLC			1	100%	1
PHYSICIANS URGENT CARE			1	100%	1
CARILION CLINIC LAB TESTING SITE-POSTAL		1			1
WELLINGTON WEST 100176			1	100%	1
Waycross VA CBOC		1			1
BROWARD MEDICAL LAB			1	100%	1
SUN CITY DIAGNOSTIC CENTER			1	100%	1
ROAN MOUNTAIN MEDICAL CENTER			1	100%	1
NEW YORK PRESBYTERIAN HOSPITAL			1	100%	1
ELLCOTT CENTER FOR REHABILITATION AND		1			1

# COVID-19: testing by laboratory

Data through Apr 23, 2021 verified as of Apr 24, 2021 at 09:25 AM

Data in this report are provisional and subject to change.

The numbers in the table below represent the number of Florida and non-Florida residents for whom test results were received by the Department of Health. A person can be tested by more than one laboratory and can have both positive and negative results. **Therefore, the sum of the numbers in each column will be larger than the total number of people tested.**

Reporting lab	Inconclusive	Negative	Positive	Percent positive	Total
DIGNITY HEALING LLC			1	100%	1
BOCA RATON REGIONAL HOSPITAL		1			1
URGENT 202 COX CREEK PKWY		1			1
ATHENS MEDICAL CENTER			1	100%	1
FIRSTCARE MEDICAL CENTER			1	100%	1
LIFESTREAM BEHAVIORAL CENTER INC			1	100%	1
NORTH SHORE HEMATOLOGY-ONCOLOGY ASSOCI		1			1
THE CHILDREN'S HOSPITAL OF PHILADELPHIA		1			1
NIHCC			1	100%	1
CONSOLIDATED			1	100%	1
DEVITA		1			1
SHARON REGIONAL MEDICAL CENTER			1	100%	1
SELECT SPECIALTY HOSPITAL - ORLANDO SOUTH			1	100%	1
SAINT ALPHONSUS REGIONAL MEDICAL CENTER			1	100%	1
UNIVERSITY OF MIAMI PRIMARY CARE SITE UMHC 3039			1	100%	1
MAHONEY PEDIATRICS PA			1	100%	1
TITUSVILLE TOWERS ASSISTED LIVING		1			1
VITAL CARE			1	100%	1
REDMOND URGENT CARE			1	100%	1
ADVENTHEALTH MEDICAL GROUP PEDIATRICS DIABETES &			1	100%	1
PUBLIX PHARMACY #0332		1			1
KEY BISCAYNE PEDIATRIC ASSOCIATES INC			1	100%	1
Freedom Pointe at The Villages			1	100%	1
REHABILITATION CENTER OF SOUTH GEORGIA		1			1
Wedgewood Manor		1			1
CYPRESS CREEK DIALYSIS CTR			1	100%	1
CRYSTAL RIVER FIRE DEPARTMENT			1	100%	1
CVS MI22230CV WAYNE COUNTY COMMUNITY COLLEGE			1	100%	1
MANHATTAN COLLEGE HEALTH SERVICES		1			1
CAREATC - PALM HARBOR			1	100%	1
MERCY GENERAL HOSPITAL			1	100%	1
TEXAS HEALTH HARRIS METHODIST HOSPITAL			1	100%	1
MID FLORIDA DERMATOLOGY ASSOCIATES PA			1	100%	1
BAPTIST HEALTH SURGERY CENTER			1	100%	1
WELLCARE URGENT CARE			1	100%	1
PROGRESSIVE URGENT CARE, PC			1	100%	1
CONNECTICUT PEDIATRICS @ CHC		1			1
MCR HEALTH MEDICAL EXPRESS			1	100%	1
LIFE CARE CENTER OF CLEVELAND		1			1
WALGREENS #06025		1			1
ADVENT HEALTH MEDICAL GROUP MULTISPECIALTY			1	100%	1
NEMOURS CHILDREN'S			1	100%	1
Glenburn Home		1			1
ALL AMERICAN FAMILY AND GERIATRIC CARE			1	100%	1
VICTORIA PAIN AND REHABILITATION CENTER			1	100%	1
WW Chem Auto SS			1	100%	1
NICKLAUS CHILDREN'S DORAL OUTPATIENT CENTER			1	100%	1



# COVID-19: testing by laboratory

Data through Apr 23, 2021 verified as of Apr 24, 2021 at 09:25 AM

Data in this report are provisional and subject to change.

The numbers in the table below represent the number of Florida and non-Florida residents for whom test results were received by the Department of Health. A person can be tested by more than one laboratory and can have both positive and negative results. **Therefore, the sum of the numbers in each column will be larger than the total number of people tested.**

Reporting lab	Inconclusive	Negative	Positive	Percent positive	Total
GALVESTON COUNTY HEALTH DISTRICT			1	100%	1
SOUTHERN OHIO MEDICAL CENTER			1	100%	1
SISTERS MISSION			1	100%	1
CVS CA9751POCT AGOURA		1			1
WALGREENS # 12338		1			1
BREVARD COUNTY JAIL			1	100%	1
WARREN GENERAL HOSPITAL			1	100%	1
WELLMED AT BAY AREA		1			1
XSTREMEMD			1	100%	1
Walgreens #19461		1			1
Kroger 367 - The Little Clinic Walton		1			1
SUNSHINE FAMILY & WELLNESS CENTER			1	100%	1
Brio of Johnston		1			1
Walgreens #10988		1			1
PROGRESSIVE MEDICAL LAB LLC			1	100%	1
NORTH BREVARD CHILDRENS MEDICAL CENTER			1	100%	1
APPLECARE URGENT CARE KINGSLAND			1	100%	1
INTERNAL MEDICINE EMILIA MURRAY MD PA		1			1
MAINE HEALTH AND ENVIRONMENTAL TESTING LABORATORY			1	100%	1
MERITUS MEDICAL CENTER			1	100%	1
ELATION HEALTH		1			1
MEA PRIMARY CARE PLUS BYRAM			1	100%	1
WESLEY LONG HOSPITAL			1	100%	1
MINUTECLINIC DIAGNOSTIC OF TN PC #6437		1			1
SAINT AGNES HOSPITAL			1	100%	1
CLEVELAND CLINIC FLORIDA WAIVED			1	100%	1
NEW YORK STATE DEPARTMENT OF HEALTH			1	100%	1
TILE PHARMACY		1			1
RESIDENCES AT MIAMI / REIGN GARDENS LLC, THE			1	100%	1
Kroger - KR070300083			1	100%	1
YOUR GOOD HEALTH MEDICAL GROUP PA			1	100%	1
PARKVIEW MANOR NURSING HOME		1			1
MIAMI JEWISH DIALYSIS			1	100%	1
MEDICAL ASSOCIATES OF PINELLAS - LAB			1	100%	1
CVS AZ4795POCT MESA		1			1
BRIDGEWAY CENTER INC			1	100%	1
CHILDRENS AT NORTH POINT URGENT CARE L		1			1
WELLMED AT LINEBAUGH AVE			1	100%	1
HEARTLAND NURSING & REHABILITATION		1			1
Life Care Center of Auburn		1			1
PATEL MINESH		1			1
WEST FLORIDA MEDICAL ASSOCIATES PA			1	100%	1
MOUNT SINAI MEDICAL CENTER OF FLORIDA INC			1	100%	1
AVERA SACRED HEART HOSPITAL			1	100%	1
PACE UNIVERSITY HEALTH CARE		1			1
Newton Wellesley Center for Alzheimer's Care		1			1
KETTERING MEDICAL CENTER			1	100%	1

# COVID-19: testing by laboratory

Data through Apr 23, 2021 verified as of Apr 24, 2021 at 09:25 AM

Data in this report are provisional and subject to change.

The numbers in the table below represent the number of Florida and non-Florida residents for whom test results were received by the Department of Health. A person can be tested by more than one laboratory and can have both positive and negative results. **Therefore, the sum of the numbers in each column will be larger than the total number of people tested.**

Reporting lab	Inconclusive	Negative	Positive	Percent positive	Total
Arlington Care Center			1	100%	1
EAST LANSING OPCO		1			1
STEELFUSION CLINICAL TOXICOLOGY LABS			1	100%	1
1ST CHOICE URGENT CARE CENTER LLC			1	100%	1
ADVENTHEALTH SENIOR CARE AT ORMOND			1	100%	1
Avista Nursing and Rehab			1	100%	1
Kroger 433 - The Little Clinic Atoka		1			1
CARE CONNECTIONS AT HOME LLC			1	100%	1
EUROFINS PHOENIX			1	100%	1
SC-GA2018 THE RIDGE REHABILITATION & H		1			1
VANAJA SUREDDI MD PA			1	100%	1
MEDEXPRESS URGENT CARE - BENTONVILLE		1			1
MULTICARE PHYSICIANS			1	100%	1
RIVERSIDE COUNTY PUBLIC HEALTH LABORATORY			1	100%	1
Kroger 779 - The Little Clinic Georgetown		1			1
CLEVELAND CLINIC OUTPATIENT LABORATORY			1	100%	1
SUNSHINE URGENT CARE			1	100%	1
HOME AIDE SVC OF EASTERN NY INC D/B/A		1			1
FIU HEALTH CARE CENTER			1	100%	1
PROVIDENCE PORTLAND MEDICAL CENTER		1			1
SPARTA HEALTH & REHAB		1			1
PASTEUR MEDICAL HIALEAH GARDEN LLC			1	100%	1
SOUTH DADE NURSING & REHABILITATION CENTER			1	100%	1
HARDIN MEMORIAL HOSPITAL - HEARTLAND PATHOLOGY CONSULTANTS			1	100%	1
SKY RIDGE MEDICAL CENTER - MICRO			1	100%	1
SHAMRA MEDICAL LABORATORY			1	100%	1
VA Texas Valley Coastal Bend Harlingen HCC		1			1
ST FRANCIS MEDICAL CENTER			1	100%	1
WMG URGENT CARE WOODSTOCK			1	100%	1
FLORIDA HEART AND VASCULAR MULTISPECIALTY GROUP PA			1	100%	1
DOCTORS MEDICAL CENTER			1	100%	1
Avantara Lake Norden		1			1
SANCHEZ CAZAU MEDICAL GROUP			1	100%	1
THE BRENNITY AT TRADITION			1	100%	1
IZ MEDICAL		1			1
Remarkable Healthcare Dallas			1	100%	1
CARENOW URGENT CARE – SPRING			1	100%	1
PHOENIX MEDICAL CLINIC			1	100%	1
LAB TEST KENDALL LLC		1			1
AristaCare at Meadow Springs		1			1
NORTHSIDE FAMILY MEDICINE		1			1
COOSA VALLEY HEALTHCARE CENTER LLC		1			1
CRESTHAVEN			1	100%	1
Smg At Bridgewater Family Medicine		1			1
PEDIATRIC SPECIALTY CLINIC COLLIER			1	100%	1
BAPTIST HOSPITAL EAST			1	100%	1
CMC MERCY LABORATORY			1	100%	1

# COVID-19: testing by laboratory

Data through Apr 23, 2021 verified as of Apr 24, 2021 at 09:25 AM

Data in this report are provisional and subject to change.

The numbers in the table below represent the number of Florida and non-Florida residents for whom test results were received by the Department of Health. A person can be tested by more than one laboratory and can have both positive and negative results. **Therefore, the sum of the numbers in each column will be larger than the total number of people tested.**

Reporting lab	Inconclusive	Negative	Positive	Percent positive	Total
PEDIATRIC PARTNERS ZEPHYRHILLS			1	100%	1
LANGLADE			1	100%	1
Signature HealthCare of Bowling Green		1			1
APC HEALTH LLC			1	100%	1
PIEDMONT MOUNTAINSIDE HOSPITAL LABORAT		1			1
MEDICAL CENTER OF TRINITY - MOB		1			1
WORKFORCE HEALTH DEPARTMENT			1	100%	1
MEDEXPRESS URGENT CARE-BRENTWOOD		1			1
GENESIS HEALTH SYSTEM			1	100%	1
VIRGINIA CVS PHARMACY, LLC DBA CVS/PHARMACY #1884		1			1
Kroger 016 - The Little Clinic Centennial		1			1
LEE MEMORIAL HEALTH SYSTEMS HOME HEALTH		1			1
LOGAN COUNTY HOSPITAL			1	100%	1
FIVE STAR PREMIER RESIDENCES OF POMPANO BEACH			1	100%	1
MEMORIAL MEDICAL CENTER			1	100%	1
MEDICAL ASSOCIATES OF CARTER		1			1
NOVANT HEALTH PRINCE WILLIAM WELLNESS CENTER			1	100%	1
MEDICAL LIFE-INC GUIDEWELL EMERGENCY MEDICINE			1	100%	1
Life Care Center of Paradise Valley		1			1
SPORTS MEDICINE CLINIC - U OF WYOMING			1	100%	1
LANGLEY DIALYSIS			1	100%	1
ORAL & FACIAL SURGERY			1	100%	1
Heritage of Red Cloud		1			1
AESTHETIC PHYSICIANS PC			1	100%	1
ROSLYN INTERNAL MEDICINE		1			1
SUMMERFIELD PAIN MANAGEMENT			1	100%	1
WALGREENS #15369		1			1
AVERA HEART HOSPITAL OF SD			1	100%	1
COMMUNITY			1	100%	1
Sherwood Oaks Health Center			1	100%	1
PHYSICIANS ASSOCIATES PA			1	100%	1
CATERPILLAR INC - MIAMI DISTRIBUTION CENTER			1	100%	1
SOUTHWEST REGIONAL PCR LABORATORY			1	100%	1
USC VERDUGO HILLS HOSPITAL			1	100%	1
ALLIED PHYSICIANS GROUP		1			1
FOUNDATION LABORATORY			1	100%	1
PALMS WEST SURGICENTER		1			1
OHIO VALLEY MANOR NURSING &		1			1
OMNI HEALTHCARE URGENT CARE			1	100%	1
RENOWN REGIONAL MEDICAL CENTER			1	100%	1
Indianspring of Oakley		1			1
ST MICHAEL'S ELITE MEDICAL HOSPITAL			1	100%	1
LABTECH DIAGNOSTICS			1	100%	1
FIRST CARE WALK IN CLINIC LLC			1	100%	1
BEAUMONT REFERENCE LABORATORY			1	100%	1
ONPOINT URGENT CARE			1	100%	1
Manassas Health & Rehab			1	100%	1

# COVID-19: testing by laboratory

Data through Apr 23, 2021 verified as of Apr 24, 2021 at 09:25 AM

Data in this report are provisional and subject to change.

The numbers in the table below represent the number of Florida and non-Florida residents for whom test results were received by the Department of Health. A person can be tested by more than one laboratory and can have both positive and negative results. **Therefore, the sum of the numbers in each column will be larger than the total number of people tested.**

Reporting lab	Inconclusive	Negative	Positive	Percent positive	Total
BRETON REHABILITATION & LIVING CENTRE		1			1
WEST PENSACOLA DIALYSIS CENTER			1	100%	1
VA Central California HCS		1			1
NORWALK HOSPITAL			1	100%	1
Niles Nursing and Rehab. Center		1			1
FLORIDA MEDICAL CLINIC, PA		1			1
YOUR HEALTH PEDIATRICS INC			1	100%	1
Lakeland Nursing and Rehabilitation Center LLC		1			1
Country View of Sunbury			1	100%	1
Heritage Inn Health and Rehabilitation		1			1
WINDMOOR HEALTHCARE			1	100%	1
PROGENESIS INC			1	100%	1
Ravenwood Speciality Care		1			1
JP MORGAN CHASE HEALTH SERVICES			1	100%	1
Kroger 698 - The Little Clinic 14th Street/Bell		1			1
SUPREME MEDICAL GROUP PLLC			1	100%	1
DAYTONA BEACH OPC		1			1
WESTCOAST FAMILY PRACTICE		1			1
GOOD SAMARITAN SOCIETY - DE SMET		1			1
PALM BREEZE DIALYSIS			1	100%	1
BAYFRONT HEAL WOUND CARE AND HYPERBARIC CENTER			1	100%	1
Salem Hills Rehabilitation and Nursing Center		1			1
2504-HOMEWOOD		1			1
CENTRAL CAROLINA HOSPITAL			1	100%	1
DEERFIELD BEACH REHABILITATION AND NURSING			1	100%	1
PEACHEALTH LABORATORIES		1			1
Ramsey Village		1			1
VCU HEALTH SYSTEM AUTHORITY - MCV HOSPITALS			1	100%	1
NEW HORIZON PRIMARY CARE LLC			1	100%	1
MEDEXPRESS URGENT CARE - UNIONTOWN		1			1
DIXIE REGIONAL MEDICAL CENTER			1	100%	1
JUPITER MEDICAL CENTER INC			1	100%	1
Ash Flat Healthcare and Rehabilitation Center			1	100%	1
TOMAH HEALTH			1	100%	1
ANMED HEALTH MEDICAL CENTER			1	100%	1
EAST TENNESSEE STATE UNIVERSITY		1			1
MT CARMEL NURSING HOME		1			1
THE READING HOSPITAL AND MEDICAL CENTER			1	100%	1
PASTEUR MEDICAL CENTER LLC		1			1
ASUNCION HOME HEALTH CARE CORP			1	100%	1
Victory Health and Rehabilitation			1	100%	1
Piedmont Crossing		1			1
BELMONT VILLAGE AT JOHNS CREEK		1			1
Aspire Physical Recovery Center at Cahaba River		1			1
PEDIATRIC ASSOCIATES OF ORLANDO			1	100%	1
MERCY – NORTH IOWA			1	100%	1
WILLOWBROOKE COURT AT MATTHEWS GLEN		1			1

# COVID-19: testing by laboratory

Data through Apr 23, 2021 verified as of Apr 24, 2021 at 09:25 AM

Data in this report are provisional and subject to change.

The numbers in the table below represent the number of Florida and non-Florida residents for whom test results were received by the Department of Health. A person can be tested by more than one laboratory and can have both positive and negative results. **Therefore, the sum of the numbers in each column will be larger than the total number of people tested.**

Reporting lab	Inconclusive	Negative	Positive	Percent positive	Total
CARDIOLOGY AND FITNESS MEDICINE		1			1
ALL PEDIATRIC CARE PA			1	100%	1
PRIORITY CARE LLC			1	100%	1
IRA FIALKO DO			1	100%	1
Kroger 368 - The Little Clinic Frankfort West		1			1
Kroger 629 - The Little Clinic Cartersville, GA Hwy 41		1			1
ORMC-ARDEN/EOI			1	100%	1
BEVERLY ADVANCED PRACTICE NURSING		1			1
WYOMING COUNTY DEPARTMENT OF HEALTH		1			1
CLEVELAND CLINIC FLORIDA LAB			1	100%	1
Brookdale Richmond Place		1			1
EMERSON HOSPITAL LABORATORY			1	100%	1
SONNI'S PEDIATRICS			1	100%	1
Heritage Health of Peru			1	100%	1
KENNEDY BOULEVARD DIALYSIS			1	100%	1
Central Park Healthcare & Rehabilitation Center		1			1
ALPHA 1 ANTITRYPSIN RESEARCH PROGRAM			1	100%	1
MOREHOUSE COLLEGE STUDENT HEALTH CENTE		1			1
SPINE & PAIN CONSULTANT PLLC		1			1
LITTLE COMPANY OF MARY HOSPITAL			1	100%	1
APEX HOME HEALTHCARE			1	100%	1
Erwin Health Care Center		1			1
FAMILY MEDICINE AT KISSIMMEE		1			1
PRACTITIONERS IN MOTION			1	100%	1
CELEBRATION HOSPITAL			1	100%	1
ANDERSON REGIONAL MEDICAL CENTER			1	100%	1
Victoria Manor		1			1
PRIMARY CARE GROUP LLC		1			1
CVS OH3306POCT AKRON		1			1
WALGREENS #04786		1			1
Kroger 970 - The Little Clinic Westfield			1	100%	1
Medilodge of Mt. Pleasant		1			1
Kingston Care Center of Fort Wayne		1			1
Sharon Care Center			1	100%	1
The Evangelical Lutheran Good Samaritan Society Prescott Village		1			1
PREMIER FAMILY AND SPORTS MEDICINE LLC			1	100%	1
PUTNAM CO HOSPITAL-D/B/A ASBURY TOWERS		1			1
SOUTHERN REGIONAL MEDICAL CENTER		1			1
OCEANVIEW NURSING AND REHABILITAION CENTER			1	100%	1
SUMMIT LABORATORY			1	100%	1
Kroger 379 - The Little Clinic Stony Brook		1			1
Bivins Pointe			1	100%	1
JACKSBORO URGENT CARE			1	100%	1
El Paso Health Care Center			1	100%	1
NFRC CLINICAL LAB			1	100%	1
NORTH FLORIDA REGIONAL MEDICAL CENTER EMERGENCY			1	100%	1
FLAGLER COUNTY BOARD OF COUNTY COMMISSIONERS			1	100%	1



# COVID-19: testing by laboratory

Data through Apr 23, 2021 verified as of Apr 24, 2021 at 09:25 AM

Data in this report are provisional and subject to change.

The numbers in the table below represent the number of Florida and non-Florida residents for whom test results were received by the Department of Health. A person can be tested by more than one laboratory and can have both positive and negative results. **Therefore, the sum of the numbers in each column will be larger than the total number of people tested.**

Reporting lab	Inconclusive	Negative	Positive	Percent positive	Total
ADVENTHEALTH WOUND CARE CENTER			1	100%	1
Brynwood Health & Rehabilitation Center			1	100%	1
MEDONE URGENT CARE			1	100%	1
WINNIFRED ASSISTED LIVING FACILITY INC		1			1
DIVERSICARE OF BIG SPRINGS		1			1
ASSISTED LIVING AT TREZEVANT		1			1
STANLY REGIONAL MEDICAL CENTER			1	100%	1
CYPRESS CREEK OUTPATIENT SURGICAL CTR, LLC			1	100%	1
Lakeview Care Center			1	100%	1
Court House Center		1			1
COSTCO PHARMACY #1023			1	100%	1
ADVANCE MD CARE			1	100%	1
Garden Villa Bedford		1			1
MID FLORIDA COMMUNITY SERVICES			1	100%	1
QC LABORATORY			1	100%	1
NATICK URGENT CARE			1	100%	1
MED-LAKE LABORATORY			1	100%	1
NCH HEALTHCARE CREEKSIDE ENDOSCOPY			1	100%	1
EAST COAST INSTITUTE FOR RESEARCH LLC			1	100%	1
CFCH - FROSTPROOF			1	100%	1
MACKINAC STRAITS LONG TERM CARE UNIT		1			1
NEMOURS CHILDREN HOSPITAL			1	100%	1
TANGLEWOOD MANOR		1			1
DEL PRADO MEDICAL CENTER, INC		1			1
CHESAPEAKE REGIONAL MEDICAL CENTER			1	100%	1
HCL LABORATORIES			1	100%	1
APPLECARE BRUNSWICK			1	100%	1
Encompass Health Rehab Hosp Alexandria		1			1
Kroger 682 - The Little Clinic Combs and Gantzel		1			1
CENTRAL TX URGENT CARE			1	100%	1
UW MEDICINE CHU LAB			1	100%	1
FLORIDA STATE UNIVERSITY HEALTH SERVICES			1	100%	1
INTEGRITY SPINE AND ORTHOPEDICS LLC			1	100%	1
JOHNSON MEDICAL SERVICES			1	100%	1
BAPTIST MEDICAL PLAZA AT WESTCHESTER			1	100%	1
CENTRAL TX MEDICAL CENTER - LAB			1	100%	1
YOUR HEALTH PEDIATRICS			1	100%	1
TERRELL URGENT CARE			1	100%	1
HONEY BROOK MED INVESTORS LTD/DBA		1			1
STONECREST MEDICAL CENTER		1			1
UABC			1	100%	1
Erie VAMC		1			1
BLAKE AT PENSACOLA OPERATION CO, LLC, THE			1	100%	1
CVS TX1057POCT SAN ANTONIO		1			1
SOUTH COUNTY MEDICAL CENTER			1	100%	1
Chateau Girardeau			1	100%	1
SOUTHEASTERN PATHOLOGY ASSOCIATES			1	100%	1

# COVID-19: testing by laboratory

Data through Apr 23, 2021 verified as of Apr 24, 2021 at 09:25 AM

Data in this report are provisional and subject to change.

The numbers in the table below represent the number of Florida and non-Florida residents for whom test results were received by the Department of Health. A person can be tested by more than one laboratory and can have both positive and negative results. **Therefore, the sum of the numbers in each column will be larger than the total number of people tested.**

Reporting lab	Inconclusive	Negative	Positive	Percent positive	Total
INTERNAL MEDICINE GROUP OF CENTRAL FLORIDA			1	100%	1
Kroger 569 - The Little Clinic Gallatin		1			1
CASA DE ORO CARE AND REHABILITATION CE		1			1
CVS / PHARMACY #10794			1	100%	1
ORMOND BEACH DIALYSIS			1	100%	1
EMORY DECATUR HOSPITAL - EMORY MEDICAL		1			1
DAYTONA BEACH CENTRA CARE			1	100%	1
ORMOND PEDIATRICS PA			1	100%	1
Willowbrooke Court at Normandy Farms Estates		1			1
Kingston of Miamisburg		1			1
WESTMINSTER COLLEGE		1			1
OAK HAVEN REHAB AND NURSING CENTER			1	100%	1
GOOD SAMARITAN SOCIETY-FOREST CITY		1			1
MAYO CLINIC OUTPATIENT DIALYSIS CENTER			1	100%	1
CVS MO8595POCT RAYMORE		1			1
MCLEOD MEMORIAL HOSPITAL CLARENDON			1	100%	1
SACRED HEART HOSPITAL			1	100%	1
BLOOD SYSTEMS LABORATORIES			1	100%	1
Carington Park			1	100%	1
LEE HEALTH KIDS URGENT CARE		1			1
NEW ERA HEALTH CENTER INC		1			1
LAKE COMMUNITY ACTION AGENCY		1			1
DAVIS, CASEY		1			1
Acts Manor House		1			1
HEALTHPARTNERS HUDSON CLINIC			1	100%	1
Urgent Care 24/7 Orlando LLC			1	100%	1
BAPTIST MINOR MEDICAL CENTER			1	100%	1
Big River Nursing and Rehab		1			1
MEDEXPRESS URGENT CARE -HOWELL US HWY		1			1
REGIONAL MEDICAL LABORATORY			1	100%	1
FIT4LIFE MEDICAL CENTER			1	100%	1
JACK M MATHENY II MD			1	100%	1
Grangeville Health and Rehab		1			1
Towne Manor East		1			1
HOSPITALS OF PROVIDENCE TRANSMOUNTAIN CAMPUS, THE			1	100%	1
HUDSON REGIONAL HOSPITAL			1	100%	1
Kroger 618 - The Little Clinic Trail Creek Village		1			1
Alden North Shore			1	100%	1
ENT & ALLERGY ASSOCIATES, LLP - SLEEPY HOLLOW (ABBOTT)		1			1
UNIVERSITY OF IOWA HOSPITALS & CLINICS			1	100%	1
Bridgeway Care and Rehabilitation Center		1			1
VIRGINIA UROLOGY		1			1
FLAGLER CARE CENTER			1	100%	1
SHP WESTCHESTER LLC		1			1
CAREMOUNT MEDICAL PC		1			1
WALGREENS #01398			1	100%	1
DIGNITY HEALTH GOHEALTH		1			1

# COVID-19: testing by laboratory

Data through Apr 23, 2021 verified as of Apr 24, 2021 at 09:25 AM

Data in this report are provisional and subject to change.

The numbers in the table below represent the number of Florida and non-Florida residents for whom test results were received by the Department of Health. A person can be tested by more than one laboratory and can have both positive and negative results. **Therefore, the sum of the numbers in each column will be larger than the total number of people tested.**

Reporting lab	Inconclusive	Negative	Positive	Percent positive	Total
MID-FLORIDA CANCER CENTERS		1			1
ST GERARD'S COMMUNITY OF CARE		1			1
BEST CARE COMMUNITY AND FAMILY HEALTH CENTER INC			1	100%	1
Alaska Domiciliary Care for Homeless Veterans		1			1
QUINCY DIALYSIS			1	100%	1
JOHN PETER SMITH HOSPITAL- OB TRIAGE			1	100%	1
NORTHEAST REGIONAL MEDICAL CENTER			1	100%	1
ALTAMONTE SPRINGS WALK IN MED CENTER			1	100%	1
RICHMOND MEDICAL CENTER FOR WOMEN		1			1
Altenheim Senior Living		1			1
NEMOURS CHILDRENS PRIMARY CARE CLERMONT			1	100%	1
THE MEDICAL CENTER AT BOWLING GREEN			1	100%	1
MEMORIAL SATILLA HEALTH			1	100%	1
SEVEN HILLS HEALTHCARE GROUP LLC DBA		1			1
MAYO CLINICAL LABORATORIES		1			1
PALM BEACH COUNTY HEALTH DEPT.			1	100%	1
SHERIDAN VAMC		1			1
TANNER CLINIC			1	100%	1
SMYTH COUNTY COMMUNITY HOSPITAL LABORATORY			1	100%	1
BAPTIST HEALTH FLOYD			1	100%	1
ASHLEY PEDIATRICS DAY & NIGHT CLINIC			1	100%	1
CLIFTON SPRINGS		1			1
Ozark Health and Rehabilitation, LLC		1			1
PEDIATRIC ASSOCIATES - DORAL			1	100%	1
PHYSICIANS PREMIER ER- CENTRAL AUSTIN			1	100%	1
CAREWELL 203			1	100%	1
HOWELL BRANCH COURT			1	100%	1
BAXTER REGIONAL MEDICAL CENTER			1	100%	1
PARK AVENUE DERMATOLOGY NORTH			1	100%	1
Oregon Veterans Home The Dalles		1			1
HEARTLAND OF MARIETTA OH LLC DBA		1			1
Kroger 894 - The Little Clinic NEC		1			1
Mission Arch Center		1			1
AAA MEDICAL TESTING			1	100%	1
CEDAR CREST HEALTH CENTER		1			1
CHILDREN'S NATIONAL MEDICAL CENTER			1	100%	1
SYNERGY DIALYSIS INC			1	100%	1
BRANDON OUTREACH CLINIC			1	100%	1
STUDENT HEALTH CENTER			1	100%	1
FAMILY AND INTERNAL MEDICINE ASSOCIATES		1			1
CORONA CONCIERGE, LLC		1			1
ATRIA TAMARAC			1	100%	1
CAROLINA BAY HEALTHCARE CTR OF WILMING		1			1
ELKTON TRANSITIONAL CARE CENTER		1			1
BANNER UNIVERSITY MEDICAL CENTER			1	100%	1
ST MARY'S OF SAGINAW		1			1
PATIENT FIRST - SICKLERVILLE		1			1

# COVID-19: testing by laboratory

Data through Apr 23, 2021 verified as of Apr 24, 2021 at 09:25 AM

Data in this report are provisional and subject to change.

The numbers in the table below represent the number of Florida and non-Florida residents for whom test results were received by the Department of Health. A person can be tested by more than one laboratory and can have both positive and negative results. **Therefore, the sum of the numbers in each column will be larger than the total number of people tested.**

Reporting lab	Inconclusive	Negative	Positive	Percent positive	Total
SACRED HEART MEDICAL CENTER			1	100%	1
BERKSHIRE MEDICAL CENTER			1	100%	1
BRIGHAM YOUNG UNIV STUDENT HEALTH CTR			1	100%	1
CASS LAKE PHS INDIAN HOSPITAL		1			1
MEDCOR AT ROYAL CARIBBEAN			1	100%	1
SUNCOAST BEHAVIORAL HEALTH CENTER			1	100%	1
UCH LAB			1	100%	1
MEDICAL CENTER AFFILIATES PALM SPRINGS			1	100%	1
SANFORD HOME		1			1
PEDIATRIC ASSOC OF JACKSONVILLE PA			1	100%	1
COMMUNITY MEDICAL CARE			1	100%	1
TARRANT MEDICAL ASSOCIATES			1	100%	1
GATEWAY FAMILY HEALTH CLINIC			1	100%	1
GENESIS CARE USA OF FLORIDA, LLC			1	100%	1
BAPTIST HOSPITAL FAMILY MEDICINE TIGER POINT			1	100%	1
EXCEPTIONAL EMERGENCY CENTER			1	100%	1
AIRPORT MEDICAL SOLUTIONS ORLANDO			1	100%	1
FRESENIUS SOUTH FORT MYERS		1			1
WILSON FAMILY MEDICINE LLC		1			1
ULTIMATE ANALYSIS LABORATORY			1	100%	1
MARTINSVILLE HEALTH AND REHAB			1	100%	1
CVS AZ3264POCT PHOENIX			1	100%	1
PARTNERS IN PRIMARY CARE		1			1
CENTRAL FLORIDA HEALTH CARE, INC			1	100%	1
EASTSIDE MEDICAL CLINIC		1			1
Isle Health and Rehabilitation Center			1	100%	1
THE CHRIST HOSPITAL			1	100%	1
EDGAR PRICE FAMILY & CHILDREN HEALTHCARE CENTER			1	100%	1
KIDS CARE PEDIATRICS			1	100%	1
PHYSICIANS PRIMARY CARE LEHIGH PEDS			1	100%	1
DR. K PEDIATRICS			1	100%	1
LEELANAU OPCO, LLC		1			1
CORDOVA FAMILY PRACTICE			1	100%	1
STERLING HOUSE OF PORT ORANGE		1			1
WAYCROSS INTRTNAL MEDICINE			1	100%	1
PHOEBE HOME INC		1			1
OPTIMAL MEDICINE INC		1			1
Walgreens #3661		1			1
TRAVIS LEE THOMPSON MD			1	100%	1
NATIONAL INSTITUTES OF HEALTH CLINICAL CENTER			1	100%	1
Kroger - KR062000426			1	100%	1
VISTA DEL SOL MED ASSOC		1			1
WELLNOW URGENT CARE-OSWEGO			1	100%	1
Vibrallife of El Paso Rehabilitation Center			1	100%	1
HERNANDO COUNTY HEALTH DEPT			1	100%	1
INTERMOUNTAIN HEALTHCARE LABORATORY SERVICES			1	100%	1
Carrollton Manor Inc		1			1

# COVID-19: testing by laboratory

Data through Apr 23, 2021 verified as of Apr 24, 2021 at 09:25 AM

Data in this report are provisional and subject to change.

The numbers in the table below represent the number of Florida and non-Florida residents for whom test results were received by the Department of Health. A person can be tested by more than one laboratory and can have both positive and negative results. **Therefore, the sum of the numbers in each column will be larger than the total number of people tested.**

Reporting lab	Inconclusive	Negative	Positive	Percent positive	Total
FAIRHAVEN		1			1
LAKE LURE HEALTH CENTER			1	100%	1
CARENOW MURFREESBORO MEDICAL CENTER PK		1			1
CARRINGTON, LLC D/B/A THE CARRINGTON		1			1
UNIVERSITY OF FLORIDA			1	100%	1
WINDSOR MANOR			1	100%	1
SALTZER URGENT CARE			1	100%	1
C V S / PHARMACY #4396		1			1
WALK IN FAMILY MEDICINE CENTER			1	100%	1
TARRYTOWN PHARMACY			1	100%	1
ST PETERSBURG GENERAL HOSPITAL LABORATORY			1	100%	1
ASCARATE DIALYSIS			1	100%	1
Monument Health Custer Care Center		1			1
INNOVATIVE CARE PARTNERS PLLC			1	100%	1
CVS MO8564POCT INDEPENDENCE		1			1
DONALSONVILLE HOSPITAL			1	100%	1
WELLSTAR SPALDING REGIONAL MEDICAL CENTER		1			1
ALDEN PHARMACY		1			1
GARDEN VIEW CARE CENTER		1			1
DOCTOR TODAY URGENT CARE			1	100%	1
Oceanside Health & Rehabilitation Center		1			1
CHP COVID-19 (TX)			1	100%	1
KINGWOOD EMERGENCY CENTER			1	100%	1
SYCAMORE MEDICAL CENTER-KETTERING HEALTH NETWORK			1	100%	1
ORANGE PEDIATRICS PA			1	100%	1
ST JOHN HOSPITAL & MEDICAL CENTER MICRO			1	100%	1
White Oak Manor - Rock Hill		1			1
ALBANNA PEDIATRICS CENTER			1	100%	1
SOLDIERS' HOME OF HOLYOKE		1			1
WMC HEALTH GROUP INC			1	100%	1
BATESVILLE - SHERWOOD URGENT CARE			1	100%	1
MONONGAHELA VALLEY HOSPITAL			1	100%	1
MEDICAL ARTS LABORATORY			1	100%	1
NHC Chattanooga			1	100%	1
COMMUNITY URGENT CARE PC			1	100%	1
ST. PETERSBURG PEDIATRICS-SEMINOLE			1	100%	1
GULF COAST VILLAGE HOME HEALTH INC			1	100%	1
WILLOW DALE WELLNESS VILLAGE APARTMENT		1			1
PALACE CARE AND REHAB		1			1
MDS PHARMA SERVICES		1			1
Kroger 97 - The Little Clinic Hutchinson		1			1
MEDEXPRESS-DOVER		1			1
HEALTH DIV OAK RIDGE NATL LABORATORY		1			1
SANTA CLARA VALLEY MEDICAL CENTER			1	100%	1
CENTRAL JERSEY URGENT CARE OF GREEN BR		1			1
ACCURATE HEALTH SERVICES CORP			1	100%	1
THE NEW JEWISH HOME		1			1



# COVID-19: testing by laboratory

Data through Apr 23, 2021 verified as of Apr 24, 2021 at 09:25 AM

Data in this report are provisional and subject to change.

The numbers in the table below represent the number of Florida and non-Florida residents for whom test results were received by the Department of Health. A person can be tested by more than one laboratory and can have both positive and negative results. **Therefore, the sum of the numbers in each column will be larger than the total number of people tested.**

Reporting lab	Inconclusive	Negative	Positive	Percent positive	Total
MORSELIFE HOME CARE INC			1	100%	1
Community Care Center of Heritage House, LLC			1	100%	1
ADVANCED CARDIOVASCULAR DIAGNOSTICS OF FL			1	100%	1
OKLAHOMA BLOOD INSTITUTE			1	100%	1
ABRAZO WEST CAMPUS			1	100%	1
NF Escambia, LLC DBA Olive BranchHealth and Rehabilitaion Center			1	100%	1
Bay View Nursing and Rehabilitation Center			1	100%	1
WELLINGTON PHYSICIANS URGENT CARE AT PALOMINO			1	100%	1
NHC HealthCare St. Charles		1			1
VELOCITY URGENT CARE - REDMILL			1	100%	1
ROBERT TAYLOR COMMUNITY COMPLEX			1	100%	1
SPACE COAST COMMUNITY PHARMACY			1	100%	1
WINTER HAVEN DIALYSIS		1			1
Lenbrook		1			1
Rehab Select of Talladega		1			1
RAMBAM URGENT CARE			1	100%	1
ST JOHN'S HOME CARE			1	100%	1
TFH HOME HEALTH INC			1	100%	1
GRANITE FALLS LTC, LLC		1			1
Kroger 524 - The Little Clinic Iron Bridge Road		1			1
LabCorp L#09258295 M#09258285			1	100%	1
PACIFICA CARE PLLC			1	100%	1
BOCA CIEGA CENTER			1	100%	1
EXPRESS WALK IN MEDICAL CENTER			1	100%	1
OPCO LLC LEGACY NURSING AND REHABILITA		1			1
CAPE CORAL HOSPITAL NURSING			1	100%	1
PCR DIAGNOSTICS			1	100%	1
SUPERKIDS PEDIATRICS			1	100%	1
ST CATHERINE HOSPITAL LABORATORY			1	100%	1
PREMIUM HOME HEALTH CARE INC			1	100%	1
CVS LA1116POCT BATON ROUGE		1			1
INTERFAITH MEDICAL CENTER		1			1
CONTINENTAL HOME HEALTH CARE INC			1	100%	1
LIBERTY URGENT CARE			1	100%	1
MICROBIOLOGY DEPARTMENT			1	100%	1
MISSISSIPPI VALLEY REGIONAL BLOOD CENTER			1	100%	1
Falmouth By The Sea			1	100%	1
MT SINA1 HOSPICE			1	100%	1
ADVANCED URGENT CARE PLLC		1			1
Community Compassion Center of Batesville			1	100%	1
MEDEXPRESS URGENT CARE-MEADVILLE			1	100%	1
BAYMEADOWS PEDIATRIC CARE		1			1
UNIVERSITY OF SOUTH FLORIDA			1	100%	1
WOOD COUNTY HEALTH DEPARTMENT			1	100%	1
BEAUMONT HOSPITAL, GROSSE POINTE			1	100%	1
Redwood Springs Healthcare			1	100%	1
ARISTACARE AT MANCHESTER		1			1

# COVID-19: testing by laboratory

Data through Apr 23, 2021 verified as of Apr 24, 2021 at 09:25 AM

Data in this report are provisional and subject to change.

The numbers in the table below represent the number of Florida and non-Florida residents for whom test results were received by the Department of Health. A person can be tested by more than one laboratory and can have both positive and negative results. **Therefore, the sum of the numbers in each column will be larger than the total number of people tested.**

Reporting lab	Inconclusive	Negative	Positive	Percent positive	Total
ENCOMPASS HEALTH REHABILITATION HOSPITAL OF UTAH		1			1
PATHOLOGY ASSOCIATES			1	100%	1
ORMOND MEDICAL ARTS FAMILY PRACTICE PL			1	100%	1
Kroger 410 - The Little Clinic Trinity		1			1
SEPULVEDA OUTPATIENT AND NURSING HOME CARE			1	100%	1
FELD ENTERTAINMENT			1	100%	1
WELLSTAR KENNESAW MEDICAL CENTER		1			1
HENRY FORD HOSPITAL			1	100%	1
PREMISEHEALTH		1			1
CARLTON SHORES HEALTH AND REHABILITATION CENTER			1	100%	1
BROOKDALE AVONDALE (BU 04360)			1	100%	1
CAREATC - WISCONSIN PIPE-FITTERS			1	100%	1
NULL			1	100%	1
BASCOM PALMER-MICRO LAB			1	100%	1
Metairie Healthcare Center			1	100%	1
ARNOLD PALMER HOSPITAL LAB POCT		1			1
GREYSTONE HOME HEALTH OF GREATER ORLANDO LLC		1			1
TWIN			1	100%	1
SHANDSCAIR FLIGHT PROGRAM			1	100%	1
SCRIPTS PLUS INC DBA THE MEDICINE SHOP		1			1
Avon Health Center		1			1
HIBISCUS COURT			1	100%	1
CLUB HEALTH AND REHABILITATION CENTER, THE		1			1
ASSOCIATES MD MEDICAL GROUP INC			1	100%	1
FAMILY PHYSICIANS OF WINTER PARK, INC			1	100%	1
MCG HOSPITALS AND CLINICS			1	100%	1
PREMIER HEALTH CARE INC			1	100%	1
MOUNT SINAI MEDICAL CENTER HIALEAH			1	100%	1
MEDICAL CITY DENTON			1	100%	1
URGENT CARE OF KANSAS CITY			1	100%	1
SONORAN DESERT PATHOLOGY			1	100%	1
BAYLOR SCOTT AND WHITE MEDICAL CENTER -CENTENTENNIAL			1	100%	1
FLAGLER PROFESSIONAL HEALTH CARE SERVICES INC		1			1
CVS TN6394POCT BRENTWOOD		1			1
VA Healthcare Center- Newburg		1			1
LP ELIZABETHTON		1			1
Seal Rock Healthcare		1			1
STEWART FLORIDA ALF, INC			1	100%	1
ManorCare Health Services/ York South		1			1
CAROLINAS PHYSICIAN NETWORK			1	100%	1
Woodstock Nursing and Rehabilitation Center		1			1
UC TAMIAMI			1	100%	1
OCCUPATIONAL HEALTH CENTER		1			1
Allen Health and Rehabilitation		1			1
Southwest Louisiana Veterans Home			1	100%	1
MIDWEST COVENANT HOME, INC		1			1
CUSTOM SCRIPTS PHARMACY		1			1

# COVID-19: testing by laboratory

Data through Apr 23, 2021 verified as of Apr 24, 2021 at 09:25 AM

Data in this report are provisional and subject to change.

The numbers in the table below represent the number of Florida and non-Florida residents for whom test results were received by the Department of Health. A person can be tested by more than one laboratory and can have both positive and negative results. **Therefore, the sum of the numbers in each column will be larger than the total number of people tested.**

Reporting lab	Inconclusive	Negative	Positive	Percent positive	Total
PEDIATRIC PARTNERS			1	100%	1
WESTCHESTER MEDICAL CENTER ADVANCED		1			1
BROOKDALE FORT WALTON BEACH			1	100%	1
BROOKSHIRE, THE			1	100%	1
441 URGENT CARE CENTER - BROWNWOOD			1	100%	1
MINUTECLINIC DIAGNOSTIC OF NH, LLC (CL		1			1
Kroger 086 - The Little Clinic Broomfield-Sheridan		1			1
IMMY LABS			1	100%	1
MAYO MEDICAL LABORATORIES			1	100%	1
SANFORD LABORATORIES WATERTOWN			1	100%	1
Heartland of Perrysburg		1			1
ST LUKES SURGICAL AT THE VILLAGES INC			1	100%	1
RIVERSIDE MEDICAL CENTER		1			1
HERITAGE HEALTHCARE CENTER AT TALLAHASSEE			1	100%	1
Diversicare of Smyrna		1			1
HAWKEYE CARE CENTER DUBUQUE		1			1
SAINT JOSEPH'S HOSPITAL AND MEDICAL CENTER		1			1
GIBSON AREA PRIMARY CARE			1	100%	1
URGENT CARE OF COASTAL GEORGIA			1	100%	1
HOSPICE OF MARION COUNTY INC			1	100%	1
RAYMOND F CARON MD			1	100%	1
COMMUNITY HOSPITALS INDIANAPOLIS			1	100%	1
RINGLING HEALTH CENTER			1	100%	1
Kroger 518 - The Little Clinic Hermitage		1			1
WESLEY MEDICAL CENTER			1	100%	1
Mercy Manor Transition Center			1	100%	1
ACCESS TOTAL CARE - PORTLAND			1	100%	1
DR BAWA AND ASSOCIATES			1	100%	1
WINCHESTER URGENT CARE, PC		1			1
REGENTS PARK OF JACKSONVILLE			1	100%	1
ALLIANCE MD DIRECT PRIMARY CARE			1	100%	1
CARENOW-MONTGOMERY			1	100%	1
LAKEVIEW REGIONAL HOSPITAL			1	100%	1
ST JUDE CARE CENTER		1			1
MEDICAL SPECIALISTS OF THE PALM BEACHES INC			1	100%	1
NORTH SHORE MEDICAL CENTER - SALEM HOSPITAL			1	100%	1
PALMETTO PRIMARY CARE PHYSICIANS			1	100%	1
Schenectady Center for Rehabilitation & Nursing		1			1
ACUPATH LABORATORIES INC			1	100%	1
CROSS CREEK HEALTH CARE		1			1
PIONEER CLINICAL RESEARCH LLC			1	100%	1
FLORIDA HOSPITAL ORMOND BEACH			1	100%	1
URGENT CARE NORTHWEST		1			1
COVENANT HOSPITAL HOBBS D/B/A COVENANT		1			1
MOBILE MEDICAL CLINIC			1	100%	1
MOUNT SINAI COMPREHENSIVE CANCER CENTER			1	100%	1
CLERMONT HEALTH DEPARTMENT			1	100%	1

# COVID-19: testing by laboratory

Data through Apr 23, 2021 verified as of Apr 24, 2021 at 09:25 AM

Data in this report are provisional and subject to change.

The numbers in the table below represent the number of Florida and non-Florida residents for whom test results were received by the Department of Health. A person can be tested by more than one laboratory and can have both positive and negative results. **Therefore, the sum of the numbers in each column will be larger than the total number of people tested.**

Reporting lab	Inconclusive	Negative	Positive	Percent positive	Total
HARBOR HOSPITAL			1	100%	1
LOWER KEYS COMMUNITY HEALTH CENTER			1	100%	1
EVERGREEN NURSING HOME		1			1
Florence Home		1			1
FRANKLIN CBOC			1	100%	1
VA Tennessee Valley HCS-Nashville Campus			1	100%	1
MEDOR/ACC SYNCHRONY			1	100%	1
ADVANCED CARDIOVASCULAR DIAGNOSTICS PL		1			1
PALM COTTAGE OPERATOR LLC			1	100%	1
Walgreens #11724		1			1
STITCHES ACUTE CARE CENTER OF CHEYENNE			1	100%	1
ROSE HAVEN NURSING CENTER		1			1
CVS NE8626POCT LINCOLN		1			1
POETS WALK SARASOTA			1	100%	1
CAREFIRST URGENT CARE - BEECHMONT			1	100%	1
ELMCROFT OF TIMBERLIN PARC			1	100%	1
REDSTONE REHABILITATION & NURSING CENT		1			1
Kroger 670 - The Little Clinic Dawson Forest Rd & Hwy 19		1			1
DILELLA			1	100%	1
SKYRIDGE CLINICAL ASSOCIATES		1			1
FLORIDA MEDICAL CLINIC PA GI			1	100%	1
SHANNON CLARK OD, PA			1	100%	1
OPTI MED PHARMACY		1			1
Garden View Care Center at Dougherty Ferry		1			1
BSA PHYSICIANS GROUP, INC D/B/A BSA FAMILY MEDICAL			1	100%	1
PALM SPRINGS GENERAL HOSPITAL			1	100%	1
SENTARA AMBULATORY CARE CLINIC			1	100%	1
LIFE CARE CENTER OF GWINNETT		1			1
SOUTHEAST MISSOURI HOSPITAL		1			1
WATERBURY HOSPITAL REFERENCE LAB			1	100%	1
Coos County Nursing Home		1			1
CVS IL2297652CV CHICAGO		1			1
Maple Lane Nursing Home		1			1
UFHEALTH			1	100%	1
Lemont Nursing and Rehab Center			1	100%	1
PRIMEX CLINICAL LABORATORIES INC			1	100%	1
ORDRS, INC.			1	100%	1
RIVERSIDE PEDIATRIC GROUP, INC		1			1
Eagle Point Health Care Center		1			1
Livingston County Center for Nursing and Rehabilitation		1			1
SUNCOAST RESEARCH GROUP LLC			1	100%	1
LEESBURG DIALYSIS CENTER		1			1
LAKE MARY OPTUM FLORIDA			1	100%	1
KODIAK AREA NATIVE ASSOCIATION-KANA			1	100%	1
FREEPORT ER DOX URGENT CARE		1			1
OAKWOOD HOSPITAL - DEARBORN LAB			1	100%	1
APPLECARE URGENT CARE JESUP			1	100%	1

# COVID-19: testing by laboratory

Data through Apr 23, 2021 verified as of Apr 24, 2021 at 09:25 AM

Data in this report are provisional and subject to change.

The numbers in the table below represent the number of Florida and non-Florida residents for whom test results were received by the Department of Health. A person can be tested by more than one laboratory and can have both positive and negative results. **Therefore, the sum of the numbers in each column will be larger than the total number of people tested.**

Reporting lab	Inconclusive	Negative	Positive	Percent positive	Total
INTERNAL MEDICINE ASSOCIATES		1			1
VA ST LOUIS HEALTH CARE SYSTEM			1	100%	1
SIPERSTEIN DERMATOLOGY LLC			1	100%	1
ENZO LABS INC			1	100%	1
HAWAII DEPARTMENT OF HEALTH LAB			1	100%	1
CAROMONT HEALTH			1	100%	1
Elderwood at Williamsville		1			1
PATIENT FIRST - NEWTOWN ROAD			1	100%	1
TENNOVA ER - SANGO			1	100%	1
WATERTOWN URGENT CARE		1			1
Kroger 907 - The Little Clinic Holland		1			1
CENTRAL FLORIDA MEDICAL CARE			1	100%	1
MERCYONE DES MOINES MEDICAL CENTER			1	100%	1
NANCY M WORTHINGTON MD PA			1	100%	1
ALAFAYA WOODS FAMILY MEDICAL CENTER		1			1
WALGREENS # 03608			1	100%	1
MED TECH CLINICAL LABORATORY		1			1
WALGREENS #11572		1			1
Abernethy Laurels		1			1
FAMILY PRACTICE ASSOCIATES		1			1
BOCA RATON PHYSICIANS PA			1	100%	1
Cloverdale Rehabilitation and Nursing Center		1			1
MAGGY PHARMACY INC		1			1
BUFFALO VAMC			1	100%	1
MEMORIAL HEALTH UNIVERSITY MEDICAL		1			1
ST LUKE LUTHERAN HOME		1			1
Chateau Living Center			1	100%	1
PARK AVENUE MEDICAL PROFESSIONALS		1			1
KIDS HEALTH ALLIANCE PA			1	100%	1
SOUTH FLORIDA URGENT CARE CENTERS, LLC			1	100%	1
Casa Real Center		1			1
LABORATORIO BUENA SALUD			1	100%	1
ATHENA PLASTIC SURGERY		1			1
HEALTH CHOICES, PLLC		1			1
ARBOR DIAGNOSTICS, INC		1			1
SAN JOSE CLINIC		1			1
WEST BOYNTON DIALYSIS			1	100%	1
BLACKBERRY CENTER, THE		1			1
WILLOWBROOKE CT AT LIMA ESTATES		1			1
SPECTRUM LABORATORY			1	100%	1
THE TOLEDO HOSPITAL			1	100%	1
ASHLEY PEDICATRICS DAY AND NIGHT CLINIC			1	100%	1
MY URGENT CARE CLINIC			1	100%	1
TMH PHYSICIAN PARTNERS			1	100%	1
St. Anne Home		1			1
ABSOLUTE HEALTHCARE			1	100%	1
NORTHEAST TEXAS DIALYSIS		1			1



# COVID-19: testing by laboratory

Data through Apr 23, 2021 verified as of Apr 24, 2021 at 09:25 AM

Data in this report are provisional and subject to change.

The numbers in the table below represent the number of Florida and non-Florida residents for whom test results were received by the Department of Health. A person can be tested by more than one laboratory and can have both positive and negative results. **Therefore, the sum of the numbers in each column will be larger than the total number of people tested.**

Reporting lab	Inconclusive	Negative	Positive	Percent positive	Total
MORNINGSIDE NURSING AND REHABILITATION		1			1
HARDEE COUNTY FIRE RESCUE		1			1
CONVENIENT MEDICAL AND HEALTH SERVICES			1	100%	1
Walgreens #5914		1			1
ADVANTA LABS, LLC		1			1
DIXIE COUNTY JAIL			1	100%	1
ACCOMPLISHED HOME CARE		1			1
METROWEST MEDICAL CENTER - FRAMINGHAM			1	100%	1
Bethany Manor		1			1
LSU MEDICAL CENTER			1	100%	1
BNJ		1			1
Kroger 923 - The Little Clinic Centerville		1			1
PowerBack Piscataway Center		1			1
FRONT PORCH PEDIATRICS PLLC			1	100%	1
RAPID CITY REGIONAL HOSPITAL -579 ATTN. LABORATORY		1			1
UNIVERSITY OF WASHINGTON DEPT OF LAB MEDICINE			1	100%	1
ANDREWS INSTITUTE AMBULATORY SURGERY CENTER		1			1
HACKENSACK UNIVERSITY MEDICAL CENTER		1			1
IVAN, MAYA			1	100%	1
UMMC MIDTOWN CAMPUS			1	100%	1
WINCHESTER HOSPITAL			1	100%	1
KINGWOOD EMERGENCY HOSPITAL			1	100%	1
HENRICO DOCTOR'S LABORATORY			1	100%	1
DE TAR HOSPITAL			1	100%	1
DECATUR MORGAN HOSPITAL - DECATUR GENE		1			1
RIVIERA BEACH HEALTH CENTER LAB			1	100%	1
Wrightsville Manor Health and Rehab		1			1
Alexandria Place		1			1
PHYSICIANS ASSOCIATES			1	100%	1
DOCTORS HEARING			1	100%	1
Grand Junction VAMC		1			1
CHI ST ALEXIUS TRANSITIONAL CARE UNIT		1			1
BMC/NASSAU			1	100%	1
QUALITY CLINICAL LAB LLC			1	100%	1
TCPA CLINICAL LABORATORIES			1	100%	1
CAREWELL URGENT CARE FITCHBURG			1	100%	1
LUMICO LIFE INSURANCE COMPANY		1			1
BAY AREA HOSPITAL LAB & HST		1			1
SC-GA2018 SIMPSONVILLE REHABILITATION		1			1
PATIENT FIRST - WOODBURY		1			1
WALGREENS #10854		1			1
OCALA REGIONAL DIALYSIS- NORTH			1	100%	1
FAYETTE MEDICAL CENTER LAB		1			1
REFERENCE LABORATORY			1	100%	1
CONCENTRA - OCALA		1			1
STEWART MEDICAL GROUP INC			1	100%	1
Memorial Health Care Center			1	100%	1

# COVID-19: testing by laboratory

Data through Apr 23, 2021 verified as of Apr 24, 2021 at 09:25 AM

Data in this report are provisional and subject to change.

The numbers in the table below represent the number of Florida and non-Florida residents for whom test results were received by the Department of Health. A person can be tested by more than one laboratory and can have both positive and negative results. **Therefore, the sum of the numbers in each column will be larger than the total number of people tested.**

Reporting lab	Inconclusive	Negative	Positive	Percent positive	Total
BIOMAT USA INC			1	100%	1
Wexner Heritage House			1	100%	1
PULMONARY, CRITICAL CARE AND SLEEP DISORDERS INSTITUTE OF SOUTH FLORID			1	100%	1
LIMA MEMORIAL HOSPITAL			1	100%	1
MEMORIAL HOSPITAL - BELLEVILLE			1	100%	1
LINK PHARMACY LLC		1			1
ORCHARD PARK HEALTH CARE AND REHABILITATION CENTER		1			1
Canandaigua VAMC		1			1
GOOD SHEPHERD HOSPICE INC			1	100%	1
ABSOLUTE QUICK CARE			1	100%	1
LOUIS STOKES CLEVELAND VA MEDICAL CENTER			1	100%	1
CLAYTON NURSING AND REHABILITATION		1			1
PINNACLE DIALYSIS		1			1
NORTHWEST FLORIDA SPECIALTY PHYSICIANS LLC		1			1
ST LUKE'S CORNWALL HOSPITAL N			1	100%	1
BOTTINEAU GOOD SAMARITAN CENTER		1			1
SOUTHEASTERN HEALTH FACILITES, INC		1			1
US PUBLIC HEALTH SERVICE HOSPITAL			1	100%	1
RIDGE OPTUM FLORIDA			1	100%	1
BOLLES SCHOOL, THE			1	100%	1
PHYSICIANS IMMEDIATE CARE			1	100%	1
WAYNE MEMORIAL HOSPITAL		1			1
CVS CT2210POCT RIVERSIDE		1			1
SOUTHWEST ORLANDO FAMILY MEDICINE, PL			1	100%	1
HOLLAND COMMUNITY HOSPITAL		1			1
ADAMS COUNTY HEALTH DEPARTMENT			1	100%	1
Brookdale Southside			1	100%	1
CVS MA1875POCT ASHLAND			1	100%	1
NORTH RIVER FAMILY HEALTH CENTER			1	100%	1
FLORIDA HEALTH CARE MEDICAL GROUP		1			1
Glen Haven Health and Rehabilitation LLC		1			1
JOSHUA E CHESIR MD		1			1
LRGHEALTHCARE		1			1
ORLANDO PHYSICIAN NETWORK		1			1
5 STAR HOME HEALTH SERVICES INC		1			1
HEALTH CARE SERVICES LC			1	100%	1
Keller Landing Center		1			1
Holly Hill Healthcare Center			1	100%	1
PELICAN STATE OUTPATIENT CENTER			1	100%	1
TMH CANCER CENTER LABORATORY			1	100%	1
EAST FL CORE LAB			1	100%	1
Longwood Community Living Center		1			1
Arbor Springs Health and Rehab		1			1
Sky View Rehabilitation and Health Care Center		1			1
Kroger 397 - The Little Clinic Frankfort East		1			1
PUBLIX PHARMACY # 1236			1	100%	1
GOSHEN HOSPITAL			1	100%	1

# COVID-19: testing by laboratory

Data through Apr 23, 2021 verified as of Apr 24, 2021 at 09:25 AM

Data in this report are provisional and subject to change.

The numbers in the table below represent the number of Florida and non-Florida residents for whom test results were received by the Department of Health. A person can be tested by more than one laboratory and can have both positive and negative results. **Therefore, the sum of the numbers in each column will be larger than the total number of people tested.**

Reporting lab	Inconclusive	Negative	Positive	Percent positive	Total
LEHIGH REGIONAL WOUND CENTER			1	100%	1
AFTER HOURS CARE OF AMERICUS INCORPORA			1	100%	1
Wayne County Nursing Home		1			1
Bethel Lutheran Nursing & Rehabilitation Center		1			1
Dulles Health and Rehab Center		1			1
FASTMED - LAKEWAY			1	100%	1
Dupage Care Center			1	100%	1
HORIZON MEDICAL CENTER			1	100%	1
QUICKCARE HEALTH, INC			1	100%	1
Manor Care Health Services- Wilmington			1	100%	1
BROOKDALE FORT MYERS LAKES PARK			1	100%	1
MONMOUTH MEDICALC ENTER		1			1
SANITAS RESEARCH LLC			1	100%	1
ADVANCED BIOMEDICAL INC			1	100%	1
SOMA MEDICAL CENTER PA #2			1	100%	1
SANDPIPER CLUSTER		1			1
TAMPA HEALTH CARE PROVIDERS PA		1			1
Hillside Rehab and Care Center			1	100%	1
LADY OF THE SEA HOSPITAL LAB			1	100%	1
GREATER MIAMI DIALYSIS			1	100%	1
SJMC PHYSICIAN SERVICES			1	100%	1
OHIOHEALTH URGENT CARE			1	100%	1
KID FIXERS		1			1
Lutheran Community at Telford		1			1
LAURELS OF ATHENS, THE		1			1
WALGREENS #4086		1			1
CVS SC7012POCT BALLENTINE			1	100%	1
CENTRAL FLORIDA HOSPITALIST			1	100%	1
MEDEX CLINIC LLC			1	100%	1
BAYLOR SCOTT & WHITE MEDICAL SURGICAL CLINIC			1	100%	1
CLERMONT PEDIATRICS, PA			1	100%	1
BRADENTON DIALYSIS			1	100%	1
COLOMBO'S PHARMACY		1			1
UT MD ANDERSON CANCER CENTER-TUMOR MARKER LAB			1	100%	1
HARRIS URGENT CARE CENTER			1	100%	1
ALIMETRIX INC		1			1
HOLYCROSS URGENT CARE AND IMAGING CENTER		1			1
Shoreline Care Center			1	100%	1
ASHLEY PEDIATRICS DAY AND NIGHT CLINIC			1	100%	1
B2 URGENT CARE			1	100%	1
Kroger 531 - The Little Clinic Waterville		1			1
VETERANS AFFAIRS MEDICAL CENTER - EAST ORANGE			1	100%	1
SACRED HEART HEALTH SYSTEM- MIDWIFE PROGRAM			1	100%	1
Wildwood Healthcare		1			1
DIMMIT REGIONAL HOSPITAL			1	100%	1
HEALTH ALLIANCE			1	100%	1
CATHEDRAL GERONTOLOGY CENTER DBA CATHEDRAL CARES			1	100%	1

# COVID-19: testing by laboratory

Data through Apr 23, 2021 verified as of Apr 24, 2021 at 09:25 AM

Data in this report are provisional and subject to change.

The numbers in the table below represent the number of Florida and non-Florida residents for whom test results were received by the Department of Health. A person can be tested by more than one laboratory and can have both positive and negative results. **Therefore, the sum of the numbers in each column will be larger than the total number of people tested.**

Reporting lab	Inconclusive	Negative	Positive	Percent positive	Total
CARESPOT EXPRESS HEALTHCARE BOYNTON BEACH			1	100%	1
Strasburg Care Center		1			1
LAKELAND MEDICAL CENTER			1	100%	1
Alden Lincoln Park			1	100%	1
SANFORD LABORATORY BISMARCK			1	100%	1
LCMC LAB SUBSECTION		1			1
BOND COUNTY HEALTH DEPARTMENT			1	100%	1
FAIRVIEW SOUTHDAL			1	100%	1
WALGREENS #15291		1			1
Broomall Manor		1			1
STAYING HEALTHY MEDICAL SERVICES			1	100%	1
Lexington Medical Center Extended Care		1			1
Glen Oaks Health and REhabilitation		1			1
Dugan Memorial Home		1			1
EILEEN TURBESSI MD PA		1			1
WY RETIREMENT CENTER		1			1
CVS MA1121POCT WESTFORD		1			1
Kroger 126 - The Little Clinic Cottonwood		1			1
GUILFORD IMMEDIATE CARE, SYAH, LLC		1			1
Kroger 359 - The Little Clinic Bellevue		1			1
Medicalodges Neosho			1	100%	1
SPECIALTY DRUG TESTING			1	100%	1
MINUTE CLINIC DIAGNOSTICS OF IN, LLC #6252		1			1
FLORHAM PARK ENDOSCOPY CENTER		1			1
HEALTH FIRST HOME CARE		1			1
GOLDING-GRANADO MEDICAL ASSOCIATES		1			1
CONVENIENT URGENT CARE			1	100%	1
MEADOWS PARK HEALTH AND REHABILITATION		1			1
RANDOLPH-MACON COLLEGE			1	100%	1
CONCENTRA - LEESBURG		1			1
LABWORKS LLC			1	100%	1
Advanced Health Care of St. George		1			1
MEMORIAL HOSPITAL MIRAMAR WAIVED TESTING			1	100%	1
AUBURNDAL			1	100%	1
ADVENTHEALTH DURAND			1	100%	1
WALGREENS #12624		1			1
FAIRFIELD MEDICAL CENTER			1	100%	1
TITAN GENOMICS, LLC			1	100%	1
BRIAN C GRINER MD LLC			1	100%	1
EXCEL URGENT CARE OF NJ			1	100%	1
GARNET HEALTH DOCTORS		1			1
ST JOHNS MEDICAL CENTER		1			1
Hearthstone Nursing and Rehabilitation Center		1			1
KATHY L ANDERSON DO PA			1	100%	1
GPI MEDICAL CENTER, INC			1	100%	1
PROVIDENCE ST PETER HOSPITAL		1			1
GARDENS AT MAPLEWOOD			1	100%	1

# COVID-19: testing by laboratory

Data through Apr 23, 2021 verified as of Apr 24, 2021 at 09:25 AM

Data in this report are provisional and subject to change.

The numbers in the table below represent the number of Florida and non-Florida residents for whom test results were received by the Department of Health. A person can be tested by more than one laboratory and can have both positive and negative results. **Therefore, the sum of the numbers in each column will be larger than the total number of people tested.**

Reporting lab	Inconclusive	Negative	Positive	Percent positive	Total
PATIENT FIRST - FAIRFAX			1	100%	1
CARESOUTH HHA HOLDINGS OF THE TREASURE COAST LLC			1	100%	1
INDIAN RIDGE		1			1
LABTEST LLC LABTEST DIAGNOSTICS			1	100%	1
The Pines at Poughkeepsie Center for Nursing and Rehabilitation		1			1
BAYCARE OUTREACH LAB AT NEW TAMPA			1	100%	1
THE HEART HOSPITAL BAYLOR PLANO			1	100%	1
COMMONWEALTH OF VIRGINIA DIVISION OF CONSOLIDATED LABORATORY SERVICES			1	100%	1
Sage Bluff Health & Rehabilitation Center		1			1
Mason Health and Rehab		1			1
MIL LAKE HEALTHCARE CENTER INC PEDIATRICS			1	100%	1
Kroger 670 - The Little Clinic Powell		1			1
Kroger 49 - The Little Clinic Wichita - 21st St.			1	100%	1
BOCA GENERAL AND FAMILY MEDICINE		1			1
Dexter Health Care		1			1
SOUTHERN WINDS			1	100%	1
THE LITTLE CLINIC, LLC			1	100%	1
BOULDER COMMUNITY HOSPITAL			1	100%	1
COASTAL ER IX, PHYSICIANS PREMIER			1	100%	1
Belvoir Woods Health Care Center at The Fairfax		1			1
FLORIDA SOUTHERN COLLEGE			1	100%	1
DIAGNOSTIC GROUP INTEGRATED HEALTHCARE			1	100%	1
Kroger 805 - The Little Clinic Lewis Center		1			1
KNAPP MEDICAL GROUP			1	100%	1
ADVENTHEALTH MEDICAL GROUP OBSTETRICS AND			1	100%	1
CVS AZ10529POCT SCOTTSDALE		1			1
CENTRAL FLORIDA ADULT MEDICINE		1			1
Douglas County Health Center		1			1
UNIVERISTY HOSPITAL			1	100%	1
GARNET HEALTH URGENT CARE		1			1
MEDEXPRESS URGENT CARE - CABOT			1	100%	1
ADVENTHEALTH MEDICAL GROUP SENIOR HEALTH AT			1	100%	1
SOUTHWEST VIRGINIA COMMUNITY HEALTH SYSTEMS			1	100%	1
DAVENPORT DIALYSIS CENTER		1			1
Florence Nursing and Rehabilitation Center		1			1
BRADEN CLINIC		1			1
HILLSBORO MEDICAL CENTER MAIN LABORATO		1			1
BRIGHT HEALTH CLINIC CORP			1	100%	1
JMJ FAMILY PRACTICE			1	100%	1
Chestnut Ridge Nursing & Rehab		1			1
CAMAI COMMUNITY HEALTH CENTER, INC			1	100%	1
ABE'S GARDEN/PARK MANOR APARTMENTS		1			1
Robinson Terrace Rehabilitation and Nursing Center		1			1
EXAC CARE CROSSVILLE		1			1
ASCENSION ST VINCENT'S - WESTSIDE			1	100%	1
DEACONESS URGENT CARE CENTER			1	100%	1
CARESOUTH HHA HOLDINGS OF VIRGINIA, LLC			1	100%	1



# COVID-19: testing by laboratory

Data through Apr 23, 2021 verified as of Apr 24, 2021 at 09:25 AM

Data in this report are provisional and subject to change.

The numbers in the table below represent the number of Florida and non-Florida residents for whom test results were received by the Department of Health. A person can be tested by more than one laboratory and can have both positive and negative results. **Therefore, the sum of the numbers in each column will be larger than the total number of people tested.**

Reporting lab	Inconclusive	Negative	Positive	Percent positive	Total
FLORIDA ADVANCED MEDICAL AND DERM AESTHETICS LLC			1	100%	1
IMMEDIATE CARE MEDICAL CENTER			1	100%	1
SEABROOK EMS			1	100%	1
AMERICAN FAMILY CARE - SMYRNA			1	100%	1
FLORIDA HOSPITAL LAB			1	100%	1
CHAMBREL AT PINECASTLE			1	100%	1
PALOMAR MEDICAL CENTER			1	100%	1
PATIENT FIRST - CHERRY HILL		1			1
CHRISTIANA HOSPITAL		1			1
INTEGRIS SEMINOLE EMERGENCY DEPT			1	100%	1
GENESIS MEDICAL CENTER OF CORAL SPRINGS INC			1	100%	1
DR DAN C TRIGG MEMORIAL HOSPITAL		1			1
PRIMARY CARE SERVICES AT WESTMINSTER V		1			1
COUNTRYSIDE PEDIATRIC CARE PA			1	100%	1
Oklahoma Methodist Manor			1	100%	1
FRIO REGIONAL PRIMARY CARE AND URGENT CARE CLINIC			1	100%	1
CORPUS CHRISTI MEDICAL CENTER			1	100%	1
HARBOR OAKS GOLDEN YEARS			1	100%	1
MEDCOR, INC			1	100%	1
FAMILY MEDICINE AT CELEBRATION		1			1
Spring Gate Rehab and Healthcare Center		1			1
DERMDX, DIV OF AURORA DIAGNOSTICS/BERNHARDT LAB		1			1
CAN COMMUNITY HEALTH LLC		1			1
CVS PA2296POCT MACUNGIE		1			1
Monument Health Strugis Care Center		1			1
NORTH PALM BEACH DIALYSIS CENTER			1	100%	1
PARK AVENUE PEDIATRICS PC		1			1
PCG MOLECULAR			1	100%	1
BL DIAGNOSTICS LLC			1	100%	1
Signature Healthcare of Georgetown		1			1
Waddell Nursing & Rehab Center		1			1
LAS PALOMAS SENIOR LIVING		1			1
Fairview			1	100%	1
PARK LANE NURSING HOME		1			1
PRIMARY CARE & PEDIATRICS - SHEPHERSTOWN		1			1
BORINQUEN HEALTH CENTER			1	100%	1
OAKWOOD HOSPITAL - SOUTHSORE			1	100%	1
PEACE HEALTH FAMILY MEDICINE AT 87TH AVE		1			1
HCR-ManorCare			1	100%	1
MCH PHYSICIANS GROUP			1	100%	1
NHC Sequatchie		1			1
FAMILY MEDICAL CLINIC KENDALL LLC			1	100%	1
UNIVERSITY OF BALTIMORE WASHINGTON MEDICAL CENTER			1	100%	1
SUSAN F WILLIAMS MD PA			1	100%	1
AMERICAN LAB LLC		1			1
SOUTHWOOD HEALTHCARE CENTER		1			1
Valley Center (WV)			1	100%	1

# COVID-19: testing by laboratory

Data through Apr 23, 2021 verified as of Apr 24, 2021 at 09:25 AM

Data in this report are provisional and subject to change.

The numbers in the table below represent the number of Florida and non-Florida residents for whom test results were received by the Department of Health. A person can be tested by more than one laboratory and can have both positive and negative results. **Therefore, the sum of the numbers in each column will be larger than the total number of people tested.**

Reporting lab	Inconclusive	Negative	Positive	Percent positive	Total
Kroger 006 - The Little Clinic Uintah Gardens		1			1
Kroger 481 - The Little Clinic Houston Levee		1			1
TRIHEALTH			1	100%	1
Mountain View Manor			1	100%	1
Courtenay Springs Village			1	100%	1
NORTHSIDE PEDIATRICS & ADOLESCENT MEDI		1			1
CARE STATION MEDICAL GROUP		1			1
TOMAH VAMC			1	100%	1
CURA LABORATORY SERVICES			1	100%	1
Valley View Health and Rehabilitation, LLC		1			1
CHILTON MEDICAL CENTER		1			1
THE GROVE HEALTH AND REHAB			1	100%	1
COUNTY OF HAMILTON			1	100%	1
INDIAN RIVER SHERIFF OFFICE		1			1
SOUTHWOOD NURSING & RETIREMENT CENTER		1			1
NYU LANGONE AMBULATORY CARE LAKE SUCCE		1			1
Lantern Park Specialty Care		1			1
BEAUMONT URGENT CARE		1			1
MODERN URGENT CARE			1	100%	1
ST JOHNS PEDIATRICS PA		1			1
NORTH FLORIDA CHILD DEVELOPMENT, INC			1	100%	1
VA COMMUNITY BASED CLINIC - LAKE CITY			1	100%	1
CANDLER HOSPITAL			1	100%	1
VA Boston HCS-Brockton Division		1			1
ADVOCATE GOOD SAMARITAN			1	100%	1
ORANGETOWN PEDIATRICS ASSOCIATES		1			1
Oakland Nursing and Rehabilitation Center		1			1
DIRECT PRIMARY CARE OF BURLESON			1	100%	1
HEALTHCARE FOR THE HOMELESS			1	100%	1
REEVES COUNTY HOSPITAL DISTRICT			1	100%	1
CVS IN6536POCT KOKOMO		1			1
Pontotoc Health and Rehab		1			1
UNIVERSAL DIAGNOSTICS LABORATORIES			1	100%	1
UPMC NORTHWEST HOSPITAL			1	100%	1
NEVADA RURAL HOUSING AUTHORITY			1	100%	1
MEDEXPRESS URGENT CARE - LINKHORNE		1			1
HARDIN HEALTH INC		1			1
WVU MEDICINE AT SUNCREST TOWNE CENTRE			1	100%	1
TRADITIONAL MEDICINE CENTER			1	100%	1
GEORGETOWN URGENT CARE			1	100%	1
SUMMIT COUNTY PUBLIC HEALTH DEPARTMENT			1	100%	1
Luling Living Center		1			1
Kroger 523 - The Little Clinic Dickson			1	100%	1
MEDICAL ASSOCIATES OF THE SHOALS		1			1
CYPRESS VILLAGE REHAB CENTER		1			1
PARRISH MEDICAL GROUP			1	100%	1
GIFFORD MEMORIAL HOSPITAL		1			1

# COVID-19: testing by laboratory

Data through Apr 23, 2021 verified as of Apr 24, 2021 at 09:25 AM

Data in this report are provisional and subject to change.

The numbers in the table below represent the number of Florida and non-Florida residents for whom test results were received by the Department of Health. A person can be tested by more than one laboratory and can have both positive and negative results. **Therefore, the sum of the numbers in each column will be larger than the total number of people tested.**

Reporting lab	Inconclusive	Negative	Positive	Percent positive	Total
SMITH			1	100%	1
CAMBRIDGE HEALTH ALLIANCE			1	100%	1
Walgreens #12695			1	100%	1
Biopharmaceutics Laboratory Section		1			1
CHATEAU TERREBONNE HEALTH CARE		1			1
Terrace Glen Village		1			1
INFECTION CONTROL DEPT			1	100%	1
Arch Plaza Nursing and Rehabilitation Center			1	100%	1
CSL PLASMA LAB			1	100%	1
PRIMARY AND URGENT CARE			1	100%	1
GOOD PEDIATRICS			1	100%	1
ER NEAR ME HULEN		1			1
CLEMENT MANOR HEALTH CENTER		1			1
MEMORIAL URGENT CARE CENTER -			1	100%	1
AVERA ST. MARY'S HOSPITAL			1	100%	1
VALUE DRUG STORES INC		1			1
NORTH SHORE HEMATOLOGY-ONCOLOGY ASSOCIATES PC		1			1
AURORA MEDICAL CENTER-KENOSHA			1	100%	1
Princeton Place			1	100%	1
Illiana HCS -Danville VAMC		1			1
POMPANO BEACH ARTIFICIAL KIDNEY CENTER			1	100%	1
COVENANT HEALTH		1			1
HEALTHALLIANCE HOSPITAL LABORATORY		1			1
MED BAR LLC		1			1
BIOMERIEUX			1	100%	1
BAPTIST HOSPITAL FAMILY MEDICINE &			1	100%	1
WASHINGTONVILLE PHARMACY INC		1			1
CLINICAL RESEARCH OF WEST FLORIDA		1			1
EASTGENE LABORATORIES		1			1
NORTH PALM CHIDRENS PHYSICIANS			1	100%	1
ACCESS MEDICAL GROUP OF TAMPA INC			1	100%	1
HUGH CHATHAM FAMILY MEDICINE INDEPENDENCE		1			1
PHI LIFE SCIENCES			1	100%	1
1ST MED DOTHAN			1	100%	1
Kroger 57 - The Little Clinic Jay C Charlestown		1			1
			1	100%	1
BRUNSWICK HEALTH AND REHABILITATION CE		1			1
Springdale Village		1			1
LAKESIDE MEDICAL CENTER		1			1
LAKEWOOD RANCH MEDICAL GROUP LLC			1	100%	1
Birmingham Nursing and Rehabilitation East LLC		1			1
DOCTORS MEMORIAL HOSP HOME HEALTH CARE		1			1
VELOCITY URGENT CARE - CHIMNEY HILL			1	100%	1
Kroger 63 - The Little Clinic Glassford Hill Rd		1			1
PORTSMOUTH REG. HOSPITAL			1	100%	1
DOMINION DIAGNOSTICS			1	100%	1
SPEARE MEMORIAL HOSPITAL			1	100%	1

# COVID-19: testing by laboratory

Data through Apr 23, 2021 verified as of Apr 24, 2021 at 09:25 AM

Data in this report are provisional and subject to change.

The numbers in the table below represent the number of Florida and non-Florida residents for whom test results were received by the Department of Health. A person can be tested by more than one laboratory and can have both positive and negative results. **Therefore, the sum of the numbers in each column will be larger than the total number of people tested.**

Reporting lab	Inconclusive	Negative	Positive	Percent positive	Total
CVS MA937POCT CARVER		1			1
TITUSVILLE CENTER FOR SURGICAL EXCELLENCE LLC		1			1
KANA MEDICAL			1	100%	1
HYDE PARK MEDICAL CENTER		1			1
PINEBROOK CARE AND REHABILITATION CENTER			1	100%	1
Willow Ridge Center		1			1
FOCUSED CARE AT ALLENBROOK		1			1
LAKE REGIONAL HEALTH			1	100%	1
WALGREENS # 11165		1			1
HEALTH AND HOPE CLINIC INC			1	100%	1
CAREMOUNT MEDICAL PC-CARMEL		1			1
MOSOLF PEDIATRICS PA			1	100%	1
SHARP GROSSMONT HOSPITAL LABORATORY			1	100%	1
UT HEALTH RGV CLINICAL LABORATORY			1	100%	1
CARESTAT HOSPICE SERVICES			1	100%	1
ARCADIA DIALYSIS CENTER			1	100%	1
TEVAPHARM			1	100%	1
Kroger 767 - The Little Clinic Beaumont		1			1
ATHENS LIMESTONE HOSPITAL		1			1
JUP Serology SubSection			1	100%	1
STEPHEN G NELSON MD PA			1	100%	1
STORMONT VAIL HOSPITAL			1	100%	1
HALEYVILLE HEALTH CARE CENTER		1			1
COMMUNITY MEDICAL CENTER-ORANGE CITY		1			1
TITUSVILLE REHABILITATION AND NURSING CENTER		1			1
HEALTH PARTNERS LLC		1			1
CAPSTONE REHABILITATION AND HEALTHCARE		1			1
CHI ST VINCENT LITTLE ROCK DIAGNOSTIC CLINIC			1	100%	1
WESTMORELAND REGIONAL HOSPITAL			1	100%	1
HALIFAX HEALTH PRIMARY CARE ORMOND			1	100%	1
BIOMAT ORLANDO		1			1
USF PHYSICIANS GROUP			1	100%	1
CLARKSVILLE HEALTH SYSTEM			1	100%	1
MOUNT ST MARYS HOSPITAL OF NIAGARA FALLS			1	100%	1
THEDACARE FAMILY MEDICINE GATEWAY			1	100%	1
NEXTCARE NIFONG			1	100%	1
AFFILIATED LABORATORIES INC			1	100%	1
LUTHERAN HOSPITAL OF INDIANA			1	100%	1
SOLARIS HEALTHCARE PLANT CITY		1			1
MEDICAL CITY NORTH HILLS			1	100%	1
ACCESS FAMILY CARE LLC			1	100%	1
WEST PALM BEACH PHARMACEUTICALS LLC			1	100%	1
PRISMA HEALTH TUOMEY LABORATORY			1	100%	1
The Carrington		1			1
Kroger 682 - The Little Clinic New Holland Market			1	100%	1
STATE OF CALIFORNIA DOH SERVICES			1	100%	1
OPTUM MEDICAL CLINIC IN ROCKRIMMON			1	100%	1

# COVID-19: testing by laboratory

Data through Apr 23, 2021 verified as of Apr 24, 2021 at 09:25 AM

Data in this report are provisional and subject to change.

The numbers in the table below represent the number of Florida and non-Florida residents for whom test results were received by the Department of Health. A person can be tested by more than one laboratory and can have both positive and negative results. **Therefore, the sum of the numbers in each column will be larger than the total number of people tested.**

Reporting lab	Inconclusive	Negative	Positive	Percent positive	Total
QUEST INC			1	100%	1
GEORGE WASHINGTON UNIVERSITY HOSPITAL			1	100%	1
CHILDREN'S MEMORIAL HOSPITAL			1	100%	1
SSC NASHVILLE OPERATING CO LLC D/B/A		1			1
INHEALTH LIFE SCIENCES LLC			1	100%	1
KIDSVILLE PEDIATRICS III PA			1	100%	1
West Bay of Tampa Center			1	100%	1
MARTIN MEM FAMILY CARE AT ST LUCIE W			1	100%	1
ARGENTINE CARE CENTER		1			1
BRISTOL CHILDRENS CLINIC			1	100%	1
SOUTHERN HILLS MEDICAL CENTER			1	100%	1
CHC SOUTHWEST FLORIDA LAB-LIVE			1	100%	1
HEALTHCARE ASSOCIATES OF IRVING, LLP			1	100%	1
VIVEX/UMTB BIOMEDICAL			1	100%	1
SAINT BARNABAS MEDICAL CENTER		1			1
APOLLO ADVANCED HOME HEALTH CORP			1	100%	1
SHAH			1	100%	1
GRAND VIEW HOSPITAL			1	100%	1
Chatsworth Health Care		1			1
HAMILTON CI MAIN UNIT ANNEX/ WORK CAMP			1	100%	1
NORTHSIDE HOSPITAL GWINNETT		1			1
LEXINGTON HOSPITAL CORPORATION			1	100%	1
WINTER PARK MEMORIAL HOSPITAL LABORATORY		1			1
CHI ST. LUKE'S HEALTH BCM MEDICAL CENTER			1	100%	1
CONWAY - SHERWOOD URGENT CARE			1	100%	1
Imperial Healthcare Centre			1	100%	1
PLEASANT RIDGE MANOR WEST		1			1
CARENOW LAKE WORTH			1	100%	1
AUSTIN URGENT CARE			1	100%	1
PARKVIEW REGIONAL MEDICAL CENTER			1	100%	1
KIDS CORNER PEDIATRICS PLLC		1			1
VERMONT DEPT OF HEALTH LABORATORY			1	100%	1
WALGREENS #09456		1			1
HOSPITAL SISTERS HEALTH SYSTEM (HSHS)			1	100%	1
UUHC - REDSTONE HEALTH CENTER LABORATORY			1	100%	1
MD NOW URGENT CARE			1	100%	1
Ohman Family Living at Holly Assisted Living		1			1
Kroger 447 - The Little Clinic Lebanon		1			1
ST. MARY MEDICAL CENTER		1			1
CAREHERE HUDSON BAY			1	100%	1
CTMD MEDICAL CENTER, PA			1	100%	1
KINGMAN REGIONAL MEDICAL CENTER			1	100%	1
LAMARQUE DIALYSIS			1	100%	1
SOUTHWESTERN STATE HOSPITAL LABORATORY			1	100%	1
Kroger 465 - The Little Clinic Oakley		1			1
ARIZA WELLNESS CARE LLC			1	100%	1
Vi at Aventura		1			1



# COVID-19: testing by laboratory

Data through Apr 23, 2021 verified as of Apr 24, 2021 at 09:25 AM

Data in this report are provisional and subject to change.

The numbers in the table below represent the number of Florida and non-Florida residents for whom test results were received by the Department of Health. A person can be tested by more than one laboratory and can have both positive and negative results. **Therefore, the sum of the numbers in each column will be larger than the total number of people tested.**

Reporting lab	Inconclusive	Negative	Positive	Percent positive	Total
CARENOW URGENT CARE - ANTIOCH		1			1
WALGREENS_CHICAGO		1			1
Scepter Rehab and Health care		1			1
LEHIGH PULMONARY ASSOCIATES			1	100%	1
FAMILY MEDICAL CENTER		1			1
Sunnybrook Rehabilitation Center			1	100%	1
Kroger 825 - The Little Clinic Dorothy Lane		1			1
SUREPOINT URGENT CARE PADRE ISLAND			1	100%	1
WOODSTOCK HEALTH DEPARTMENT			1	100%	1
BRANKO D PEJIC MD FAMILY PRACTICE			1	100%	1
Maplewood of Cheshire County		1			1
FLORIDA KEYS PED AND ADOLES CTR			1	100%	1
TRITENN LLC		1			1
CLEVELAND CLINIC AKRON GENERAL			1	100%	1
Kroger - KR003500568			1	100%	1
Baypoint Healthcare Center			1	100%	1
Linley Park Rehabilitation & Healthcare Center		1			1
CENTRAL ALABAMA HEALTH CARE SYSTEM			1	100%	1
Eden Meadows		1			1
AMERICAN MEDICAL RESPONSE - FARMER BRA		1			1
ASHLEY CLINICAL DIAGNOSTIC LABORATORY			1	100%	1
UNITYPOINT HEALTH TRINITY			1	100%	1
NOSE AND SINUS INSTITUTE OF BOCA RATON		1			1
ADVANCED RESEARCH AND DIAGNOSTIC LABORATORY UNIVERSITY OF MINNESOTA			1	100%	1
COLUMBIA CREST CARE & RAHAB		1			1
NSPIRE HEALTHCARE PLANTATION			1	100%	1
CERMAK HEALTH SERVICES			1	100%	1
SUNCOAST PRIMARY CARE LLC			1	100%	1
SUMMERLIN MEDICAL CENTRE			1	100%	1
STAMFORD HOSPITAL			1	100%	1
LAS PALMAS MEDICAL CENTER			1	100%	1
FAIRVIEW HOSPITAL			1	100%	1
NHC PLACE AT COOL SPRINGS		1			1
St. Mary's Care Center		1			1
RED BUG LAKE ROAD OVIEDO COVID			1	100%	1
LYSTER MAIN LAB, FT RUCKER		1			1
MEDICAL COLLEGE OF GEORGIA MEDICAL CENTER			1	100%	1
BELLMORE PEDIATRICS		1			1
NORTH FLORIDA FAMILY MEDICINE			1	100%	1
BAPTIST EMERGENCY HOSPITAL - KELLY			1	100%	1
TRAFALGAR DIALYSIS			1	100%	1
ManorCare Yeadon		1			1
SUNSHINE PEDIATRICS OF LUTz			1	100%	1
MEDLABS OF FLORIDA LLC D/B/A MEDLABS DIAGNOSTICS		1			1
Walgreens #17445		1			1
BETHESDA DIALYSIS			1	100%	1
Greencroft Goshen		1			1

# COVID-19: testing by laboratory

Data through Apr 23, 2021 verified as of Apr 24, 2021 at 09:25 AM

Data in this report are provisional and subject to change.

The numbers in the table below represent the number of Florida and non-Florida residents for whom test results were received by the Department of Health. A person can be tested by more than one laboratory and can have both positive and negative results. **Therefore, the sum of the numbers in each column will be larger than the total number of people tested.**

Reporting lab	Inconclusive	Negative	Positive	Percent positive	Total
NLAC SUMMERBIO			1	100%	1
REELFOOT FAMILY WALK-IN CLINIC		1			1
Hawthorne House		1			1
WEST CARVER MEDICAL ASSOCIATES		1			1
SUNRISE CLINIC SANTA ROSA		1			1
WORKCARE, INC GLOBALFOUNDRIES			1	100%	1
Parkview Care and Rehabilitation Center		1			1
GENESEE COUNTY HEALTH DEPARTMENT		1			1
OPTUM OF HIALEAH		1			1
Kroger 699 - The Little Clinic Smyrna		1			1
C A R E S		1			1
SPECIALTY MOLECULAR - DENVER			1	100%	1
RUBY MEMORIAL HOSP. LAB			1	100%	1
St Mary's d'Youville Pavilion		1			1
INDIANA STATE DEPARTMENT OF HEALTH CLINIC MICROBIOLOGY		1			1
PUBLIX PHARMACY #1122		1			1
MEDCARE-GARNERS FERRY			1	100%	1
CLINICAL PATHOLOGY LABORATORIES SOUTHEAST INC			1	100%	1
ACCESS TOTAL CARE			1	100%	1
SIGNATURE CARE COLLEGE STATION			1	100%	1
LITTLE FALLS HOSPITAL LABORATORY		1			1
Parkview Care Center			1	100%	1
ELLIS HOSPITAL URGENT CARE CENTER LAB		1			1
BEAUMONT HOSPITAL			1	100%	1
METROPOLITAN			1	100%	1
VISTA LAKE ASSISTED LIVING			1	100%	1
CAPITAL HEALTH PLAN - GOVERNORS SQUARE			1	100%	1
ANDERSON FAMILY MEDICINE			1	100%	1
JAX FAMILY CARE		1			1
SUTTER GOULD MEDICAL FOUNDATION			1	100%	1
SURGERY CENTER, THE			1	100%	1
JACKSON MADISON CO. GEN. HOSPITAL			1	100%	1
Pelican Health Norfolk			1	100%	1
SOUTHWEST FLORIDA DIVISION LAB			1	100%	1
PEDIATRIC URGENT CARE CENTR OF FORT WORTH-LA GRAN			1	100%	1
HUNEYCUTT FAMILY PRACTICE			1	100%	1
FLORIDA HOME HEALTH			1	100%	1
GABRIELA GOLDSTEIN MD PA			1	100%	1
BETHESDA HEALTH PHYSICIANS GROUP		1			1
PEDRO L ORTEGA MD PA			1	100%	1
LIFECARE MEDICAL CENTER			1	100%	1
THE LITTLE CLINIC LLC			1	100%	1
WALGREENS #10308		1			1
PROVIDENCE ST. PATRICK HOSPITAL			1	100%	1
MARION GENERAL HOSPITAL			1	100%	1
COVE AT THE MARBELLA,THE			1	100%	1
BAYOU URGENT CARE			1	100%	1

# COVID-19: testing by laboratory

Data through Apr 23, 2021 verified as of Apr 24, 2021 at 09:25 AM

Data in this report are provisional and subject to change.

The numbers in the table below represent the number of Florida and non-Florida residents for whom test results were received by the Department of Health. A person can be tested by more than one laboratory and can have both positive and negative results. **Therefore, the sum of the numbers in each column will be larger than the total number of people tested.**

Reporting lab	Inconclusive	Negative	Positive	Percent positive	Total
PALM BEACH DIABETES AND ENDOCRINE SPECIALISTS, PA			1	100%	1
Le Roy Village Green		1			1
METRO HEALTH HOSPITAL LABORATORY		1			1
Kroger 390 - The Little Clinic North College Hill		1			1
ORCHID TERRACE		1			1
Brownwood Nusing & Rehabilitation		1			1
ASSURANCE HEALTHCARE AND COUNSELING CENTER		1			1
HEALTHFORCE PARTNERS INC			1	100%	1
Brown Nursing Home		1			1
Eddy Memorial Geriatric Center		1			1
ELEMENTS PHARMACY			1	100%	1
MERRILL GARDENS AT CHAMPIONSGATE			1	100%	1
ATLANTA PLUS URGENT CARE, LLC			1	100%	1
SPELMAN COLLEGE DEPT OF HEALTH SERVICE		1			1
ST MARYS HEALTH CARE SYSTEM		1			1
PAMC MICRO LAB			1	100%	1
ABBOTT LABORATORIES ROSS PRODUCTS			1	100%	1
FLORIDA CLINICAL LABORATORY INC DBA			1	100%	1
TITUS REGIONAL MEDICAL CENTER			1	100%	1
CVS NY2297002CV NEW YORK			1	100%	1
SELF REGIONAL HEALTHCARE			1	100%	1
Kroger 350 - The Little Clinic New Cut Road		1			1
RIVERVIEW HOSPITAL D/B/A UNIVERSITY		1			1
PENSACOLA PATHOLOGY		1			1
CHILDRENS SPECIALIST PEDIATRIC PULMMOLOGY &			1	100%	1
Signature Healthcare of Fort Wayne		1			1
SANTA MONICA CA-UCLA MC			1	100%	1
FLAGLER MEDICAL ASSOCIATES PA			1	100%	1
MID FLORIDA BIOLOGICALS			1	100%	1
Hempfield Manor		1			1
SALUDA NURSING CENTER		1			1
MINUTE CLINIC DIAGNOSTIC PA			1	100%	1
AdventHealth Care Center Zephyrhills North			1	100%	1
Kroger 683 - The Little Clinic Foothills Plaza		1			1
ISLANDS ASSISTED LIVING FACILITY,THE			1	100%	1
HOSPITAL METROPOLITANO SAN GERMAN			1	100%	1
DESERT SPRINGS HOSPITAL			1	100%	1
KROGER 785 - THE LITTLE CLINIC DIXIE HWY		1			1
CARROLL UNIVERSITY STUDENT HEALTH CENTER		1			1
CVS TX3702POCT KATY		1			1
ARKANSAS PUBLIC HEALTH LABORATORY		1			1
AFTER HOURS CLINIC			1	100%	1
UF HEALTH THE VILLAGES			1	100%	1
KENT		1			1
HEALTHCARE AND REHAB OF SANFORD			1	100%	1
CARENOW MIDTOWN			1	100%	1
VIRTUA HEALTH AND REHABILITATION		1			1

# COVID-19: testing by laboratory

Data through Apr 23, 2021 verified as of Apr 24, 2021 at 09:25 AM

Data in this report are provisional and subject to change.

The numbers in the table below represent the number of Florida and non-Florida residents for whom test results were received by the Department of Health. A person can be tested by more than one laboratory and can have both positive and negative results. **Therefore, the sum of the numbers in each column will be larger than the total number of people tested.**

Reporting lab	Inconclusive	Negative	Positive	Percent positive	Total
St. Ann Rehabilitation and Nursing Center		1			1
HALIFAX HEALTH PRIMARY CARE			1	100%	1
NEMOURS CHILDREN'S PRIMARY CARE, ST CLOUD			1	100%	1
LEGACY AT HIGHWOODS PRESERVE		1			1
CRUSADER COMMUNITY HEALTH			1	100%	1
SUMMER PLACE NURSING & REHABILITATION		1			1
MARTIN MEMORIAL MEDICENTER			1	100%	1
FLORIDA ORTHOPAEDIC INSTITUTE SURGERY		1			1
INLET CONCIERGE MEDICINE			1	100%	1
White River Health Care Center		1			1
ST FRANCIS COLLEGE WELLNESS CENTER		1			1
FINLAY MEDICAL RESEARCH CORP			1	100%	1
Senatobia Healthcare & Rehab		1			1
SANTA ROSA PEDIATRICS			1	100%	1
WELLSTAR STUDENT SERVICES-MARIETTA CLI		1			1
CVS AZ69POCT PEORIA		1			1
DSI LABORATORIES-NAPLES-7TH			1	100%	1
WYOMING OPCO, LLC DBA MEDILODGE OF WYO		1			1
DYNACARE NORTHWEST INC			1	100%	1
AMD			1	100%	1
MEDSTAR HEALTH URGENT CARE			1	100%	1
Waters of Covington		1			1
SYNERGENE LABORATORY			1	100%	1
Indian Oaks Living Center		1			1
NEW ERA COMMUNITY HEALTH CENTER LLC		1			1
CRESTVIEW MED CLIN LAB			1	100%	1
ODESSA MEMORIAL HOSPITAL			1	100%	1
DW MCMILLAN MEMORIAL HOSPITAL LABORATORY			1	100%	1
Kroger 838 - The Little Clinic Fairborn		1			1
CareATC - Columbia College #58		1			1
SOUTHWESTERN VERMONT MEDICAL CENTER			1	100%	1
LRHS Pablo Urgent Care		1			1
SCRIPPS MERCY HOSPITAL			1	100%	1
BHS PHYSICIAN NETWORK			1	100%	1
EUGENE T FINAN, MD			1	100%	1
MIAMI VASCULAR SURGERY			1	100%	1
MEDCOR INC			1	100%	1
ADVENTHEALTH IMAGING WINTERGARDEN		1			1
CDR MAGUIRE – STUART MISSION			1	100%	1
ADVENTHEALTH MEDICAL GROUP INTERNAL MEDICINE AT MILLS			1	100%	1
RED HOOK FAMILY PRACTICE		1			1
<b>Total</b>	<b>103,821</b>	<b>19,389,253</b>	<b>2,847,547</b>	<b>13%</b>	<b>22,340,621</b>