

COVID-19: summary of cases and monitoring

Data through Apr 21, 2021 verified as of Apr 22, 2021 at 09:25 AM

Data in this report are provisional and subject to change.

Cases: people with positive PCR or antigen test result		Cases: people with positive PCR or antigen test result	
Total cases		Risk factors for Florida residents	
Florida residents	2,149,932	Traveled	17,145
Non-Florida residents	41,106	Contact with a known case	855,081
Type of testing		Traveled and contact with a known case	23,501
Florida residents	2,149,932	Neither	1,254,205
Positive by BPHL/CDC	78,112	No travel and no contact	257,586
Positive by commercial/hospital lab	2,071,820	Travel is unknown	711,330
PCR positive	1,720,342	Contact is unknown	476,045
Antigen positive	429,590	Contact is pending	452,382
Non-Florida residents	41,106	Travel can be unknown and contact can be unknown or pending for the same case, these numbers will sum to more than the "neither" total.	
Positive by BPHL/CDC	964		
Positive by commercial/hospital lab	40,142		
PCR positive	27,928		
Antigen positive	13,178		
Characteristics			
Florida residents hospitalized	88,958		
Florida resident deaths	34,696		
Non-Florida resident deaths	682		
Hospitalized counts include anyone who was hospitalized at some point during their illness. It does not reflect the number of people currently hospitalized.			
More information on deaths identified through death certificate data is available on the National Center for Health Statistics website at www.cdc.gov/nchs/nvss/vsrr/COVID19/index.htm .			

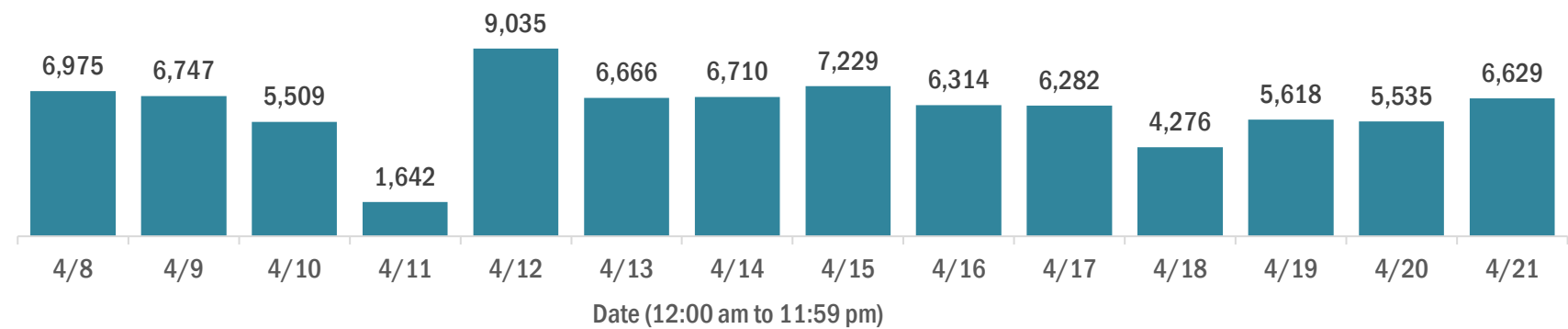
COVID-19: summary of laboratory testing

Data through Apr 21, 2021 verified as of Apr 22, 2021 at 09:25 AM

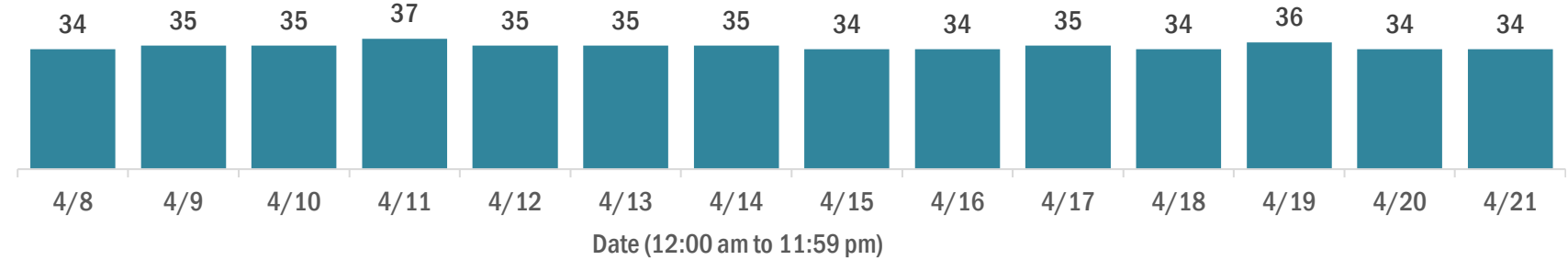
Data in this report are provisional and subject to change.

Cases in Florida residents per day for the past 2 weeks

Number of cases per day



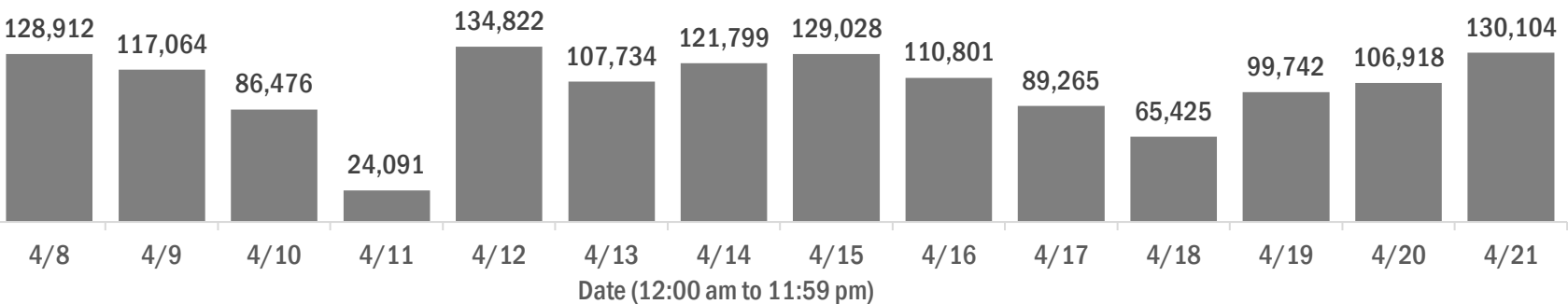
Median age of cases by day



Laboratory testing for Florida residents over the past 2 weeks

Number of Florida residents tested per day

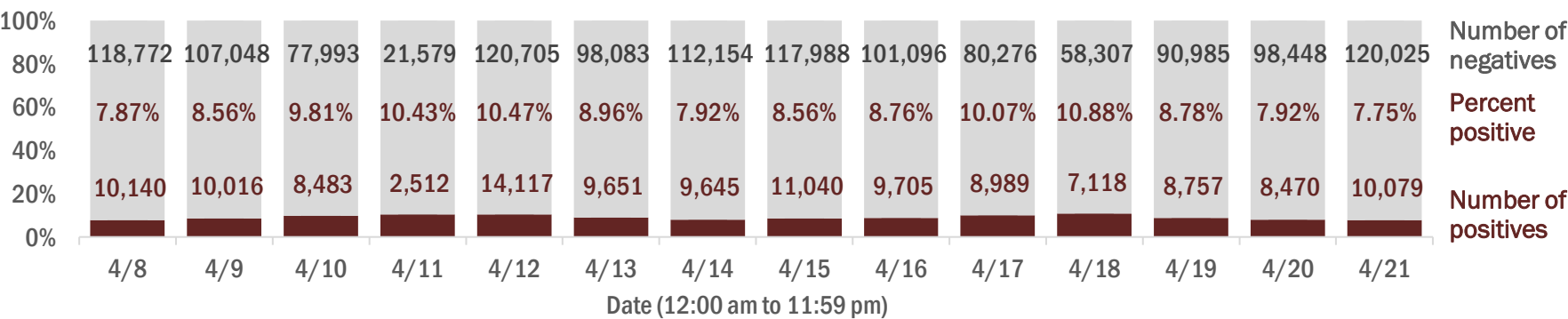
These counts include the number of people for whom the Department received PCR or antigen laboratory results by day. People tested on multiple days will be included for each day a new result was received. A person is only counted once for each day they are tested, regardless of whether multiple specimens are tested or multiple results are received.



Number and percent of Florida residents with positive test results

The percent of positive results ranged from 7.75% to 10.88% over the past 2 weeks and was 7.75% yesterday.

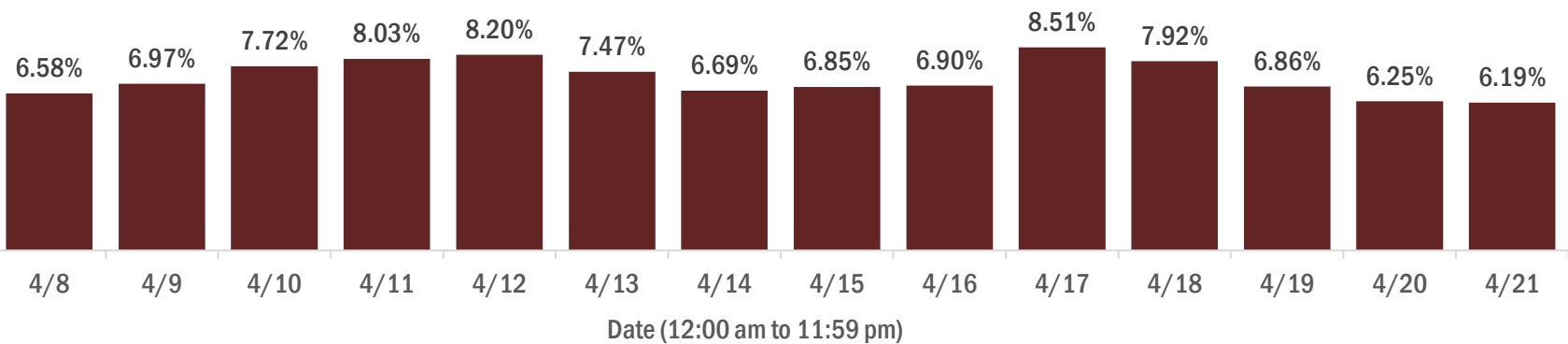
These counts include the number of people for whom the Department received PCR or antigen laboratory results by day. People tested on multiple days will be included for each day a new result was received. A person is only counted once for each day they are tested, regardless of whether multiple specimens are tested or multiple results are received. If a person has a positive specimen and a negative specimen in the same day, only the positive result is counted.



Percent positivity for new cases in Florida residents

The percent of positive results ranged from 6.19% to 8.51% over the past 2 weeks and was 6.19% yesterday.

This percent is the number of people who test PCR- or antigen-positive for the first time divided by all the people tested that day, excluding people who have previously tested positive.



COVID-19: characteristics of 2,149,932 Florida resident cases

Data through Apr 21, 2021 verified as of Apr 22, 2021 at 09:25 AM

Data in this report are provisional and subject to change.

Age group	Cases		Hospitalizations		Deaths	
0-4 years	45,107	2%	603	1%	1	0%
5-14 years	140,593	7%	596	1%	5	0%
15-24 years	334,967	16%	2,238	3%	46	0%
25-34 years	376,747	18%	4,365	5%	196	1%
35-44 years	335,053	16%	6,534	7%	539	2%
45-54 years	326,886	15%	10,137	11%	1,358	4%
55-64 years	280,745	13%	15,250	17%	3,819	11%
65-74 years	170,745	8%	18,505	21%	7,400	21%
75-84 years	93,861	4%	18,442	21%	10,493	30%
85+ years	43,714	2%	12,279	14%	10,839	31%
Unknown	1,514	0%	9	0%	0	0%
Total	2,149,932		88,958		34,696	

Gender	Cases	
Female	1,123,695	52%
Male	1,007,857	47%
Unknown	18,380	1%
Total	2,149,932	

Ethnicity	Cases		Hospitalizations		Deaths	
Hispanic	696,889	32%	22,671	25%	8,137	23%
Non-Hispanic	1,048,129	49%	62,195	70%	24,353	70%
Unknown	404,914	19%	4,092	5%	2,206	6%
Total	2,149,932		88,958		34,696	

Race and ethnicity	Cases		Hospitalizations		Deaths	
White	1,223,406	57%	58,422	66%	25,431	73%
Hispanic	464,446	22%	16,255	18%	6,522	19%
Non-Hispanic	670,204	31%	40,455	45%	17,799	51%
Unknown	88,756	4%	1,712	2%	1,110	3%
Black	283,012	13%	18,478	21%	5,584	16%
Hispanic	16,925	1%	789	1%	235	1%
Non-Hispanic	244,200	11%	17,322	19%	5,169	15%
Unknown	21,887	1%	367	0%	180	1%
Other race	332,683	15%	9,724	11%	2,713	8%
Hispanic	167,005	8%	5,141	6%	1,207	3%
Non-Hispanic	114,035	5%	4,142	5%	1,278	4%
Unknown	51,643	2%	441	0%	228	1%
Unknown race	310,831	14%	2,334	3%	968	3%
Hispanic	48,513	2%	486	1%	173	0%
Non-Hispanic	19,690	1%	276	0%	107	0%
Unknown	242,628	11%	1,572	2%	688	2%
Total	2,149,932		88,958		34,696	

Hospitalization counts include anyone who was hospitalized at some point during their illness. It does not reflect the number of people currently hospitalized. **Other race** includes any person with a race of American Indian/Alaskan native, Asian, native Hawaiian/Pacific Islander, or other.

COVID-19: deaths in Florida residents and staff of long-term care facilities

Data through Apr 21, 2021 verified as of Apr 22, 2021 at 09:25 AM

Data in this report are provisional and subject to change.

For current cases in residents or staff of long-term care facilities, please visit: <https://floridahealthcovid19.gov/>

CountyDeaths				CountyDeaths				CountyDeaths			
Palm Beach	1066	<div></div>	9%	Okaloosa	164	<div></div>	1%	Madison	20	<div></div>	0%
Dade	1011	<div></div>	9%	Hernando	159	<div></div>	1%	Calhoun	18	<div></div>	0%
Pinellas	895	<div></div>	8%	Osceola	143	<div></div>	1%	Flagler	18	<div></div>	0%
Broward	680	<div></div>	6%	Charlotte	135	<div></div>	1%	Gulf	17	<div></div>	0%
Hillsborough	579	<div></div>	5%	Clay	121	<div></div>	1%	Wakulla	16	<div></div>	0%
Duval	439	<div></div>	4%	Indian River	120	<div></div>	1%	Bradford	14	<div></div>	0%
Polk	432	<div></div>	4%	Leon	100	<div></div>	1%	Washington	13	<div></div>	0%
Brevard	404	<div></div>	4%	Highlands	92	<div></div>	1%	Baker	12	<div></div>	0%
Orange	402	<div></div>	4%	Bay	91	<div></div>	1%	Holmes	12	<div></div>	0%
Sarasota	399	<div></div>	4%	Jackson	87	<div></div>	1%	Jefferson	12	<div></div>	0%
Lee	345	<div></div>	3%	St. Johns	86	<div></div>	1%	Gadsden	10	<div></div>	0%
Marion	330	<div></div>	3%	Santa Rosa	82	<div></div>	1%	Franklin	9	<div></div>	0%
Volusia	296	<div></div>	3%	Alachua	78	<div></div>	1%	Lafayette	8	<div></div>	0%
Escambia	281	<div></div>	3%	Suwannee	60	<div></div>	1%	Levy	7	<div></div>	0%
St. Lucie	246	<div></div>	2%	Columbia	51	<div></div>	0%	Desoto	6	<div></div>	0%
Seminole	233	<div></div>	2%	Sumter	44	<div></div>	0%	Dixie	5	<div></div>	0%
Lake	227	<div></div>	2%	Putnam	41	<div></div>	0%	Monroe	5	<div></div>	0%
Pasco	225	<div></div>	2%	Nassau	34	<div></div>	0%	Taylor	3	<div></div>	0%
Manatee	193	<div></div>	2%	Walton	30	<div></div>	0%	Hardee	2	<div></div>	0%
Collier	192	<div></div>	2%	Hendry	29	<div></div>	0%	Hamilton	1	<div></div>	0%
Citrus	177	<div></div>	2%	Okeechobee	24	<div></div>	0%	Liberty	1	<div></div>	0%
Martin	171	<div></div>	2%	Gilchrist	21	<div></div>	0%	Total	11,224		

Note: cases are summarized by the county of usual residence. Residents and staff may be cases associated with facilities that are not in their county of usual residence, resulting in cases being included below for counties that do not have facilities with known cases.

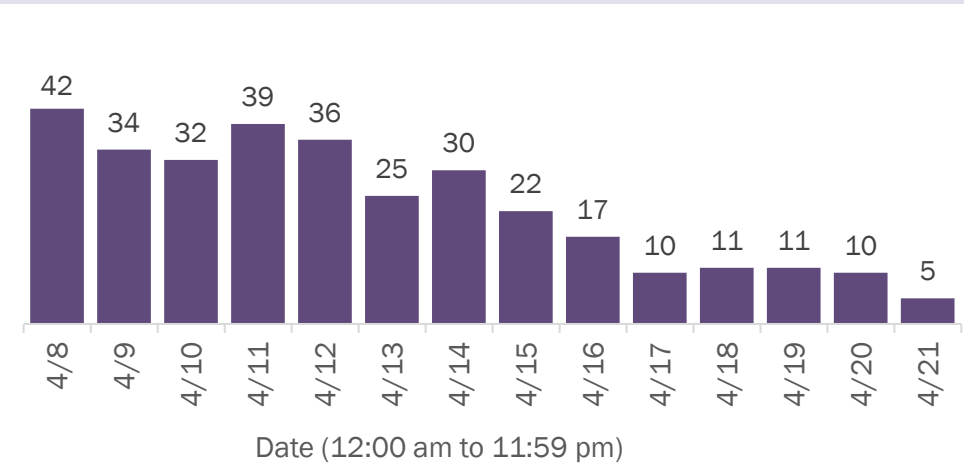
COVID-19: cases in Florida residents who have died

Data through Apr 21, 2021 verified as of Apr 22, 2021 at 09:25 AM

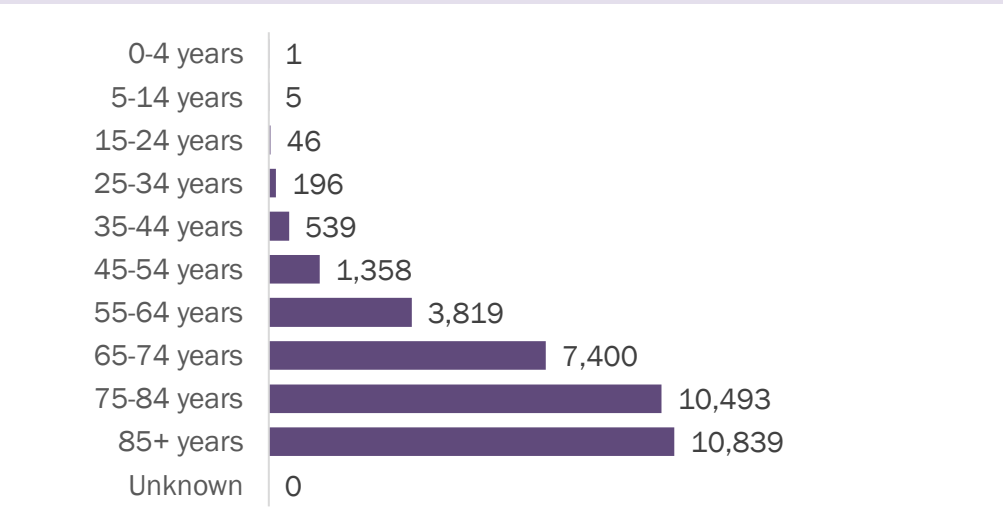
Data in this report are provisional and subject to change.

Demographics for all identified COVID-19 deaths: 34,696

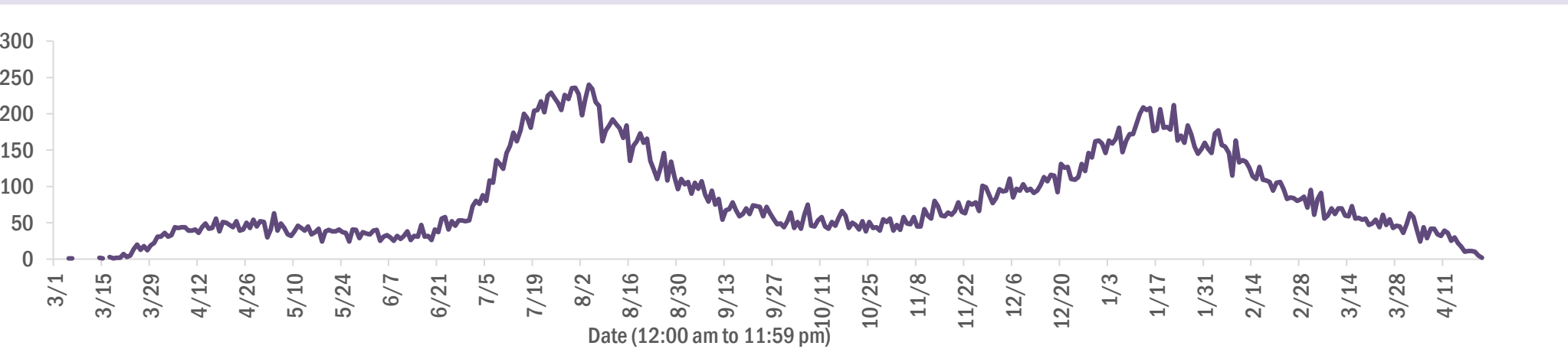
Deaths by date of death for the past 2 weeks



Deaths by age group



Deaths by date of death since March 2020



Age group	Deaths	Cases	Case fatality rate	Mortality rate per 100,000 population
0-4 years	1	45,107	0.0%	0.1
5-14 years	5	140,593	0.0%	0.2
15-24 years	46	334,967	0.0%	1.8
25-34 years	196	376,747	0.1%	6.9
35-44 years	539	335,053	0.2%	20.7
45-54 years	1,358	326,886	0.4%	48.7
55-64 years	3,819	280,745	1.4%	132.0
65-74 years	7,400	170,745	4.3%	304.9
75-84 years	10,493	93,861	11.2%	747.2
85+ years	10,839	43,714	24.8%	1876.8
Unknown	0	1,514	0.0%	
Total	34,696	2,149,932	1.6%	160.6

Race	Deaths	Cases	Case fatality rate	Mortality rate per 100,000 population
White	25,431	1,223,406	2.1%	152.3
Black	5,584	283,012	2.0%	152.7
Other	2,713	332,683	0.8%	218.0
Unknown	968	310,831	0.3%	
Total	34,696	2,149,932	1.6%	160.6

Gender	Deaths	Cases	Case fatality rate	Mortality rate per 100,000 population
Female	15,223	1,123,695	1.4%	137.9
Male	19,473	1,007,857	1.9%	184.4
Unknown	0	18,380	0.0%	
Total	34,696	2,149,932	1.6%	160.6

Ethnicity	Deaths	Cases	Case fatality rate	Mortality rate per 100,000 population
Non-Hispanic	24,353	1,048,129	2.3%	153.0
Hispanic	8,137	696,889	1.2%	143.3
Unknown	2,206	404,914	0.5%	
Total	34,696	2,149,932	1.6%	160.6

COVID-19: characteristics of 2,149,932 cases

Data through Apr 21, 2021 verified as of Apr 22, 2021 at 09:25 AM

Data in this report are provisional and subject to change.

Tables below include cases in Florida residents and non-Florida residents.

All 67 Florida counties have cases:

County	FL resident cases		Non-FL resident cases	Total cases	FL resident deaths	FL death rate
Dade	469,073	<div></div> 22%	6,158	475,231	6,077	1.3%
Broward	228,280	<div></div> 11%	2,770	231,050	2,848	1.2%
Palm Beach	137,849	<div></div> 6%	2,525	140,374	2,738	2.0%
Orange	131,167	<div></div> 6%	2,044	133,211	1,231	0.9%
Hillsborough	130,701	<div></div> 6%	1,130	131,831	1,671	1.3%
Duval	94,368	<div></div> 4%	1,575	95,943	1,357	1.4%
Pinellas	75,502	<div></div> 4%	1,892	77,394	1,587	2.1%
Lee	65,149	<div></div> 3%	2,258	67,407	949	1.5%
Polk	65,319	<div></div> 3%	472	65,791	1,292	2.0%
Osceola	42,163	<div></div> 2%	764	42,927	496	1.2%
Volusia	41,073	<div></div> 2%	741	41,814	775	1.9%
Brevard	39,180	<div></div> 2%	703	39,883	847	2.2%
Pasco	39,289	<div></div> 2%	339	39,628	727	1.9%
Manatee	36,444	<div></div> 2%	860	37,304	653	1.8%
Escambia	31,940	<div></div> 1%	3,665	35,605	675	2.1%
Collier	33,316	<div></div> 2%	1,318	34,634	516	1.5%
Seminole	32,613	<div></div> 2%	245	32,858	482	1.5%
Sarasota	30,227	<div></div> 1%	1,544	31,771	807	2.7%
Leon	30,223	<div></div> 1%	908	31,131	310	1.0%
Marion	30,079	<div></div> 1%	155	30,234	948	3.2%
Lake	28,148	<div></div> 1%	497	28,645	622	2.2%
St. Lucie	25,258	<div></div> 1%	187	25,445	620	2.5%
Alachua	24,045	<div></div> 1%	295	24,340	267	1.1%
St. Johns	21,825	<div></div> 1%	306	22,131	207	0.9%
Okaloosa	20,020	<div></div> 1%	226	20,246	359	1.8%
Bay	19,048	<div></div> 1%	779	19,827	381	2.0%
Clay	18,083	<div></div> 1%	51	18,134	336	1.9%
Santa Rosa	17,796	<div></div> 1%	246	18,042	284	1.6%
Hernando	13,280	<div></div> 1%	100	13,380	457	3.4%
Charlotte	12,252	<div></div> 1%	211	12,463	406	3.3%
Indian River	12,164	<div></div> 1%	108	12,272	290	2.4%
Martin	11,765	<div></div> 1%	231	11,996	313	2.7%
Citrus	10,707	<div></div> 0%	97	10,804	436	4.1%
Sumter	9,058	<div></div> 0%	105	9,163	273	3.0%
Highlands	8,148	<div></div> 0%	91	8,239	341	4.2%

County	FL resident cases		Non-FL resident cases	Total cases	FL resident deaths	FL death rate
Nassau	7,751	<div></div> 0%	438	8,189	124	1.6%
Columbia	7,988	<div></div> 0%	43	8,031	165	2.1%
Walton	6,812	<div></div> 0%	849	7,661	87	1.3%
Flagler	7,006	<div></div> 0%	97	7,103	106	1.5%
Monroe	6,398	<div></div> 0%	391	6,789	49	0.8%
Putnam	6,312	<div></div> 0%	21	6,333	140	2.2%
Jackson	6,066	<div></div> 0%	66	6,132	156	2.6%
Gadsden	5,586	<div></div> 0%	17	5,603	93	1.7%
Suwannee	5,269	<div></div> 0%	29	5,298	137	2.6%
Hendry	4,604	<div></div> 0%	17	4,621	80	1.7%
Desoto	4,221	<div></div> 0%	27	4,248	91	2.2%
Okeechobee	3,868	<div></div> 0%	53	3,921	88	2.3%
Unknown	308	<div></div> 0%	3,194	3,502	0	0.0%
Baker	3,434	<div></div> 0%	18	3,452	60	1.7%
Wakulla	3,356	<div></div> 0%	14	3,370	54	1.6%
Levy	3,335	<div></div> 0%	8	3,343	49	1.5%
Hardee	3,028	<div></div> 0%	15	3,043	42	1.4%
Bradford	2,951	<div></div> 0%	13	2,964	55	1.9%
Taylor	2,702	<div></div> 0%	5	2,707	45	1.7%
Washington	2,683	<div></div> 0%	21	2,704	51	1.9%
Holmes	2,195	<div></div> 0%	33	2,228	49	2.2%
Madison	2,020	<div></div> 0%	26	2,046	44	2.2%
Gulf	1,913	<div></div> 0%	23	1,936	43	2.2%
Union	1,802	<div></div> 0%	1	1,803	71	3.9%
Calhoun	1,677	<div></div> 0%	3	1,680	43	2.6%
Hamilton	1,599	<div></div> 0%	20	1,619	25	1.6%
Lafayette	1,613	<div></div> 0%	0	1,613	26	1.6%
Gilchrist	1,578	<div></div> 0%	5	1,583	43	2.7%
Dixie	1,579	<div></div> 0%	3	1,582	23	1.5%
Jefferson	1,445	<div></div> 0%	22	1,467	27	1.9%
Franklin	1,276	<div></div> 0%	33	1,309	17	1.3%
Liberty	1,062	<div></div> 0%	1	1,063	16	1.5%
Glades	943	<div></div> 0%	4	947	19	2.0%
Total	2,149,932		41,106	2,191,038	34,696	1.6%

COVID-19: characteristics of 2,149,932 Florida resident cases

Data through Apr 21, 2021 verified as of Apr 22, 2021 at 09:25 AM

Data in this report are provisional and subject to change.

The table below includes the cities and counties of residence for cases in Florida residents based on the patient's ZIP Code. Note that city is not always received as part of the initial notification and may be missing while the case is being investigated.

City and county	Cases
Miami, Dade	272,026
Orlando, Orange	97,183
Jacksonville, Duval	88,715
Tampa, Hillsborough	76,042
Hialeah, Dade	65,624
Fort Lauderdale, Broward	48,469
Hollywood, Broward	43,294
West Palm Beach, Palm Beach	33,550
Kissimmee, Osceola	32,438
Tallahassee, Leon	29,191
Homestead, Dade	28,735
Naples, Collier	28,160
Saint Petersburg, Pinellas	27,576
Pensacola, Escambia	26,618
Fort Myers, Lee	25,212
Bradenton, Manatee	23,739
Boca Raton, Palm Beach	23,656
Lakeland, Polk	22,581
Ocala, Marion	22,091
Pompano Beach, Broward	21,555
Gainesville, Alachua	19,137
Sarasota, Sarasota	18,704
Port Saint Lucie, St. Lucie	16,808
Cape Coral, Lee	16,683
Lake Worth, Palm Beach	16,577
Miami Beach, Dade	15,497
Miramar, Broward	14,846
Clearwater, Pinellas	14,802
Coral Springs, Broward	13,486
Boynton Beach, Palm Beach	13,387
Doral, Dade	13,293
Miami Gardens, Dade	12,605
Panama City, Bay	12,084
Saint Augustine, St. Johns	11,702
Melbourne, Brevard	11,208
Winter Haven, Polk	10,986
Lehigh Acres, Lee	10,627
Delray Beach, Palm Beach	10,306
Davie, Broward	10,187
Riverview, Hillsborough	10,098
Vero Beach, Indian River	9,363
Palm Bay, Brevard	9,170
New Port Richey, Pasco	9,094
Sunrise, Broward	8,949
Milton, Santa Rosa	8,605
Saint Cloud, Osceola	8,436
Fort Pierce, St. Lucie	8,280
Coral Gables, Dade	8,238
Largo, Pinellas	8,234
Daytona Beach, Volusia	8,200
Apopka, Orange	8,066
Plantation, Broward	8,056
Spring Hill, Hernando	7,966
North Miami Beach, Dade	7,817
Davenport, Polk	7,708
Clermont, Lake	7,650
Brandon, Hillsborough	7,573
Orange Park, Clay	7,341
Sanford, Seminole	7,307

COVID-19: characteristics of 2,149,932 Florida resident cases

Data through Apr 21, 2021 verified as of Apr 22, 2021 at 09:25 AM

Data in this report are provisional and subject to change.

The table below includes the cities and counties of residence for cases in Florida residents based on the patient's ZIP Code. Note that city is not always received as part of the initial notification and may be missing while the case is being investigated.

City and county	Cases
Lake City, Columbia	7,263
Deltona, Volusia	7,221
Weston, Broward	7,171
Jupiter, Palm Beach	7,103
Plant City, Hillsborough	7,002
Deerfield Beach, Broward	6,683
Winter Garden, Orange	6,446
Tamarac, Broward	6,153
Port Charlotte, Charlotte	5,985
Palm Coast, Flagler	5,903
Wesley Chapel, Pasco	5,825
Coconut Creek, Broward	5,767
Margate, Broward	5,618
Stuart, Martin	5,571
Fort Walton Beach, Okaloosa	5,531
Palm Beach Gardens, Palm Beach	5,512
Land O Lakes, Pasco	5,499
Deland, Volusia	5,415
Oviedo, Seminole	5,336
Crestview, Okaloosa	5,334
Winter Park, Orange	5,312
Wellington, Palm Beach	5,306
Palm Harbor, Pinellas	5,306
Palmetto, Manatee	5,205
Altamonte Springs, Seminole	4,927
Lutz, Hillsborough	4,902
Port Orange, Volusia	4,850
Opa Locka, Dade	4,721
Valrico, Hillsborough	4,658
Miami Lakes, Dade	4,658
Haines City, Polk	4,615
North Port, Sarasota	4,581
Brooksville, Hernando	4,562
Venice, Sarasota	4,513
Middleburg, Clay	4,503
Hallandale, Broward	4,482
Pembroke Pines, Broward	4,475
Sebring, Highlands	4,413
Punta Gorda, Charlotte	4,402
Leesburg, Lake	4,308
Ocoee, Orange	4,293
The Villages, Sumter	4,220
Seminole, Pinellas	4,140
Saint Johns, St. Johns	4,124
Zephyrhills, Pasco	4,118
Ormond Beach, Volusia	4,114
Arcadia, Desoto	4,110
Live Oak, Suwannee	4,083
Bonita Springs, Lee	4,041
Pinellas Park, Pinellas	3,924
Okeechobee, Okeechobee	3,854
Longwood, Seminole	3,803
North Lauderdale, Broward	3,766
Windermere, Orange	3,757
North Miami, Dade	3,736
Navarre, Santa Rosa	3,721
Ruskin, Hillsborough	3,687
Immokalee, Collier	3,673
Cocoa, Brevard	3,632

COVID-19: characteristics of 2,149,932 Florida resident cases

Data through Apr 21, 2021 verified as of Apr 22, 2021 at 09:25 AM

Data in this report are provisional and subject to change.

The table below includes the cities and counties of residence for cases in Florida residents based on the patient's ZIP Code. Note that city is not always received as part of the initial notification and may be missing while the case is being investigated.

City and county	Cases
Casselberry, Seminole	3,412
Niceville, Okaloosa	3,336
Gulf Breeze, Santa Rosa	3,333
Port Richey, Pasco	3,243
Lake Worth Beach, Palm Beach	3,229
Titusville, Brevard	3,222
Hudson, Pasco	3,220
Cantonment, Escambia	3,196
Key West, Monroe	3,174
Panama City Beach, Bay	3,142
Dade City, Pasco	3,093
Jacksonville Beach, Duval	3,084
Winter Springs, Seminole	3,077
North Fort Myers, Lee	3,071
Oakland Park, Broward	3,043
Aventura, Dade	3,026
Bartow, Polk	3,017
Crawfordville, Wakulla	3,015
Lake Mary, Seminole	2,984
Quincy, Gadsden	2,968
New Smyrna Beach, Volusia	2,956
Palatka, Putnam	2,917
Kissimmee, Polk	2,904
Auburndale, Polk	2,880
Lake Wales, Polk	2,823
Green Cove Springs, Clay	2,810
Merritt Island, Brevard	2,796
Fernandina Beach, Nassau	2,783
Cutler Ridge, Dade	2,757
Tarpon Springs, Pinellas	2,743
Ponte Vedra Beach, St. Johns	2,720
Parkland, Broward	2,679
Inverness, Citrus	2,561
Perry, Taylor	2,533
Belle Glade, Palm Beach	2,518
Lynn Haven, Bay	2,509
Cooper City, Broward	2,503
Loxahatchee, Palm Beach	2,500
Wimauma, Hillsborough	2,499
Eustis, Lake	2,497
Holiday, Pasco	2,448
Royal Palm Beach, Palm Beach	2,435
Dunedin, Pinellas	2,425
Marianna, Jackson	2,419
Estero, Lee	2,417
Santa Rosa Beach, Walton	2,392
Clewiston, Hendry	2,391
Fleming Island, Clay	2,381
Key Biscayne, Dade	2,329
Sarasota, Manatee	2,320
Parrish, Manatee	2,261
Odessa, Hillsborough	2,213
Rockledge, Brevard	2,211
Riviera Beach, Palm Beach	2,174
Defuniak Springs, Walton	2,143
Seffner, Hillsborough	2,112
Palm City, Martin	2,111
Mount Dora, Lake	2,106
Chipley, Washington	2,084

COVID-19: characteristics of 2,149,932 Florida resident cases

Data through Apr 21, 2021 verified as of Apr 22, 2021 at 09:25 AM

Data in this report are provisional and subject to change.

The table below includes the cities and counties of residence for cases in Florida residents based on the patient's ZIP Code. Note that city is not always received as part of the initial notification and may be missing while the case is being investigated.

City and county	Cases
Mulberry, Polk	2,075
Labelle, Hendry	2,063
Avon Park, Highlands	2,063
Destin, Okaloosa	2,058
Tavares, Lake	1,998
Starke, Bradford	1,995
Groveland, Lake	1,949
Lithia, Hillsborough	1,936
Pinecrest, Dade	1,905
Summerfield, Marion	1,892
Orange City, Volusia	1,889
Maitland, Orange	1,868
Yulee, Nassau	1,840
Wauchula, Hardee	1,802
Palmetto Bay, Dade	1,763
Sebastian, Indian River	1,747
Macclenny, Baker	1,682
Dania, Broward	1,680
Lady Lake, Lake	1,670
Callahan, Nassau	1,664
Homosassa, Citrus	1,663
Missing, Dade	1,641
Ponte Vedra, St. Johns	1,633
Carol City, Dade	1,618
Crystal River, Citrus	1,604
Edgewater, Volusia	1,592
Mayo, Lafayette	1,582
Coconut Grove, Dade	1,571
Bonifay, Holmes	1,568
Oldsmar, Pinellas	1,557
Gibsonton, Hillsborough	1,551
Lake Placid, Highlands	1,532
Hobe Sound, Martin	1,506
Dover, Hillsborough	1,506
Apollo Beach, Hillsborough	1,495
Crossings, Dade	1,490
Florida City, Dade	1,483
Pace, Santa Rosa	1,460
Debary, Volusia	1,458
Palm Springs, Palm Beach	1,441
Sun City Center, Hillsborough	1,436
Dunnellon, Marion	1,398
Atlantic Beach, Duval	1,397
Lake Butler, Union	1,394
Madison, Madison	1,342
Belleview, Marion	1,338
Biscayne Park, Dade	1,328
Monticello, Jefferson	1,324
North Palm Beach, Palm Beach	1,312
Lantana, Palm Beach	1,308
Alachua, Alachua	1,302
Indiantown, Martin	1,266
Safety Harbor, Pinellas	1,246
Graceville, Jackson	1,239
South Miami, Dade	1,234
Williston, Levy	1,216
Ellenton, Manatee	1,199
Jensen Beach, Martin	1,183
Century, Escambia	1,175

COVID-19: characteristics of 2,149,932 Florida resident cases

Data through Apr 21, 2021 verified as of Apr 22, 2021 at 09:25 AM

Data in this report are provisional and subject to change.

The table below includes the cities and counties of residence for cases in Florida residents based on the patient's ZIP Code. Note that city is not always received as part of the initial notification and may be missing while the case is being investigated.

City and county	Cases
Lecanto, Citrus	1,173
Newberry, Alachua	1,171
Lauderhill, Broward	1,165
Satellite Beach, Brevard	1,162
Beverly Hills, Citrus	1,127
Havana, Gadsden	1,112
El Portal, Dade	1,110
Englewood, Charlotte	1,109
Hilliard, Nassau	1,099
Freeport, Walton	1,090
Trenton, Gilchrist	1,084
Wildwood, Sumter	1,066
Wilton Manors, Broward	1,064
Nokomis, Sarasota	1,048
Blountstown, Calhoun	1,045
Jasper, Hamilton	1,037
Key Largo, Monroe	1,025
Bushnell, Sumter	1,006
Frostproof, Polk	999
Keystone Heights, Clay	991
Hernando, Citrus	989
Wewahitchka, Gulf	982
Lauderdale Lakes, Broward	975
Medley, Dade	968
Polk City, Polk	963
Sanderson, Baker	955
Mary Esther, Okaloosa	948
Dunnellon, Citrus	942
Fellsmere, Indian River	940
Fisher Island, Dade	920
Shalimar, Okaloosa	915
Everglades National Park, Dade	909
Port Saint Joe, Gulf	900
Moore Haven, Glades	881
Marco Island, Collier	876
Minneola, Lake	871
Cocoa Beach, Brevard	865
Chiefland, Levy	862
Coleman, Sumter	851
Spring Hill, Pasco	841
Pahokee, Palm Beach	837
High Springs, Alachua	835
Trinity, Pasco	833
South Bay, Palm Beach	829
Sorrento, Lake	826
Bristol, Liberty	821
Cross City, Dixie	819
Fort Meade, Polk	819
Fruitland Park, Lake	812
Thonotosassa, Hillsborough	811
Englewood, Sarasota	809
Indialantic, Brevard	795
Glen Saint Mary, Baker	791
Marathon, Monroe	772
Southwest Ranches, Broward	763
Crescent City, Putnam	757
Miramar Beach, Walton	743
Interlachen, Putnam	741
Umatilla, Lake	741

COVID-19: characteristics of 2,149,932 Florida resident cases

Data through Apr 21, 2021 verified as of Apr 22, 2021 at 09:25 AM

Data in this report are provisional and subject to change.

The table below includes the cities and counties of residence for cases in Florida residents based on the patient's ZIP Code. Note that city is not always received as part of the initial notification and may be missing while the case is being investigated.

City and county	Cases
Chattahoochee, Gadsden	728
Fort Myers Beach, Lee	722
Lake Alfred, Polk	711
West Melbourne, Brevard	711
Olympia Heights, Dade	704
Old Town, Dixie	701
Uleta, Dade	701
Bowling Green, Hardee	687
Jacksonville, St. Johns	687
Weeki Wachee, Hernando	679
Coral, Dade	678
Lawtey, Bradford	676
South Daytona, Volusia	663
Silver Springs, Marion	662
Neptune Beach, Duval	661
Fort White, Columbia	661
Palm Beach, Palm Beach	631
Surfside, Dade	631
Belle Isle, Orange	623
Baker, Okaloosa	611
Bronson, Levy	607
Gulfport, Pinellas	605
Clearwater Beach, Pinellas	598
Bunnell, Flagler	591
Mascotte, Lake	579
Rotunda West, Charlotte	563
Sneads, Jackson	562
Jay, Santa Rosa	549
Hawthorne, Alachua	534
Mims, Brevard	531
Oxford, Sumter	530
Myakka City, Manatee	527
Carrabelle, Franklin	525
Cape Canaveral, Brevard	520
Oakland, Orange	519
Tavernier, Monroe	510
Melbourne Beach, Brevard	503
Cottondale, Jackson	499
Sweetwater, Dade	499
Citra, Marion	497
Ocklawaha, Marion	496
Dundee, Polk	494
Indian Harbour Beach, Brevard	493
Alva, Lee	491
Molino, Escambia	489
Missing, Volusia	487
Bal Harbour, Dade	485
Florida State University, Leon	484
Zolfo Springs, Hardee	482
Flagler Beach, Flagler	481
Midway, Gadsden	479
Celebration, Osceola	474
East Palatka, Putnam	469
Youngstown, Bay	468
Webster, Sumter	456
Bell, Gilchrist	453
Altha, Calhoun	447
Branford, Suwannee	434
Apalachicola, Franklin	424

COVID-19: characteristics of 2,149,932 Florida resident cases

Data through Apr 21, 2021 verified as of Apr 22, 2021 at 09:25 AM

Data in this report are provisional and subject to change.

The table below includes the cities and counties of residence for cases in Florida residents based on the patient's ZIP Code. Note that city is not always received as part of the initial notification and may be missing while the case is being investigated.

City and county	Cases
Haverhill, Palm Beach	417
De Leon Springs, Volusia	416
Archer, Alachua	409
West Miami, Dade	408
Eagle Lake, Polk	405
Missing, Orange	404
Osprey, Sarasota	404
Floral City, Citrus	396
Centerville, Leon	395
Chuluota, Seminole	394
Tequesta, Palm Beach	390
Hastings, St. Johns	380
Holly Hill, Volusia	379
Lake Park, Palm Beach	376
Raiford, Union	374
Ave Maria, Collier	373
Grand Ridge, Jackson	370
Pierson, Volusia	362
Grand Island, Lake	359
Montverde, Lake	347
Indian Rocks Beach, Pinellas	337
Gotha, Orange	333
Greenville, Madison	332
Malabar, Brevard	330
Satsuma, Putnam	328
Vernon, Washington	328
Alafaya, Orange	326
Kenneth City, Pinellas	324
Bryceville, Nassau	320
Jennings, Hamilton	318
Malone, Jackson	318
Sebastian, Brevard	316
Elkton, St. Johns	314
Lake Panasoffkee, Sumter	313
Fort Mccoy, Marion	311
Eastpoint, Franklin	308
Hallandale Beach, Broward	307
Laurel Hill, Okaloosa	306
Reddick, Marion	303
Melrose, Putnam	301
Belleair, Pinellas	297
Westville, Holmes	296
Valparaiso, Okaloosa	294
Winter Park, Seminole	293
San Antonio, Pasco	292
Lehigh, Lee	291
Geneva, Seminole	291
Anthony, Marion	291
Morriston, Levy	287
Greenacres, Palm Beach	287
O Brien, Suwannee	286
Greenwood, Jackson	281
Ponce De Leon, Holmes	274
South Pasadena, Pinellas	266
Fern Park, Seminole	262
Kindred, Osceola	260
Inlet Beach, Walton	258
Eglin Air Force Base, Okaloosa	252
Sanibel, Lee	249

COVID-19: characteristics of 2,149,932 Florida resident cases

Data through Apr 21, 2021 verified as of Apr 22, 2021 at 09:25 AM

Data in this report are provisional and subject to change.

The table below includes the cities and counties of residence for cases in Florida residents based on the patient's ZIP Code. Note that city is not always received as part of the initial notification and may be missing while the case is being investigated.

City and county	Cases
Weirsdale, Marion	247
University Of Central Fl, Orange	245
Edgewood, Orange	243
Fountain, Bay	242
White Springs, Hamilton	242
Longboat Key, Manatee	240
Islamorada, Monroe	238
Lee, Madison	237
Southport, Bay	234
Saint James City, Lee	232
Gretna, Gadsden	230
Poinciana, Polk	227
Hosford, Liberty	226
Wellborn, Suwannee	222
Astatula, Lake	222
Madeira Beach, Pinellas	220
Lakewood Ranch, Manatee	219
Juno Beach, Palm Beach	217
Holt, Okaloosa	216
Cutler Bay, Dade	214
Mcdavid, Escambia	212
Howey-In-The-Hills, Lake	209
Holmes Beach, Manatee	206
Bay Harbor Islands, Dade	204
Babson Park, Polk	204
Lake Helen, Volusia	203
Micanopy, Alachua	203
Lauderdale By The Sea, Broward	201
Atlantis, Palm Beach	200
Altoona, Lake	200
Sopchoppy, Wakulla	193
Zellwood, Orange	192
Azalea Park, Orange	192
Mcalpin, Suwannee	192
Center Hill, Sumter	192
Osteen, Volusia	188
Alford, Jackson	188
The Villages, Marion	183
The Villages, Lake	183
Odessa, Pasco	180
Viera, Brevard	179
Hypoluxo, Palm Beach	175
Mangonia Park, Palm Beach	172
Summerland Key, Monroe	169
Bokeelia, Lee	169
Golden Beach, Dade	168
Pomona Park, Putnam	167
University Of Miami, Dade	166
Ponce Inlet, Volusia	165
Oak Hill, Volusia	163
Missing, Lee	163
Grant-Valkaria, Brevard	161
Lutz, Pasco	161
Caryville, Washington	161
Paisley, Lake	160
Sumterville, Sumter	158
Rocky Point, Hillsborough	156
University Of Fl, Alachua	156
Lockhart, Orange	156

COVID-19: characteristics of 2,149,932 Florida resident cases

Data through Apr 21, 2021 verified as of Apr 22, 2021 at 09:25 AM

Data in this report are provisional and subject to change.

The table below includes the cities and counties of residence for cases in Florida residents based on the patient's ZIP Code. Note that city is not always received as part of the initial notification and may be missing while the case is being investigated.

City and county	Cases
Bay Lake, Orange	155
Citrus Springs, Citrus	149
Big Pine Key, Monroe	149
Hollister, Putnam	147
Hiawassee, Orange	146
San Mateo, Putnam	146
Carrollwood, Hillsborough	145
Lady Lake, Sumter	144
Inglis, Levy	144
Clair-Mel City, Hillsborough	139
Christmas, Orange	138
Cloud Lake, Palm Beach	134
Lake Hamilton, Polk	132
Baldwin, Duval	132
West Park, Broward	132
Apopka, Seminole	131
Clarksville, Calhoun	131
Kendall, Dade	129
Missing, St. Johns	128
Hampton, Bradford	128
Buena Ventura Lakes, Osceola	127
Steinhatchee, Taylor	126
Placida, Charlotte	124
Matlacha, Lee	123
Belleair Beach, Pinellas	122
University Of Central Florida, Orange	122
Missing, Pinellas	119
Lighthouse Point, Broward	117
Tierra Verde, Pinellas	117
Harmony, Osceola	116
Temple Terrace, Hillsborough	115
Seville, Volusia	115
Missing, Sumter	114
Dania Beach, Broward	112
City Of Sunrise, Broward	112
Barry University, Dade	111
Callaway, Bay	111
Saint Leo, Pasco	110
Astor, Lake	109
Dinsmore, Duval	109
Cedar Key, Levy	108
Sunny Isles Beach, Dade	108
Bradenton Beach, Manatee	107
Panacea, Wakulla	107
Hurlburt Field, Okaloosa	107
Canal Point, Palm Beach	103
Brooker, Bradford	103
Lamont, Jefferson	102
Fruit Cove, St. Johns	101
Barefoot Bay, Brevard	101
Princeton, Dade	100
Florahome, Putnam	100
Florida Gulf Coast Univ, Lee	99
South Fort Myers, Lee	98
Tyndall Air Force Base, Bay	98
Kathleen, Polk	97
Waldo, Alachua	97
Bascom, Jackson	96
University Of South Florida, Hillsborough	95

COVID-19: characteristics of 2,149,932 Florida resident cases

Data through Apr 21, 2021 verified as of Apr 22, 2021 at 09:25 AM

Data in this report are provisional and subject to change.

The table below includes the cities and counties of residence for cases in Florida residents based on the patient's ZIP Code. Note that city is not always received as part of the initial notification and may be missing while the case is being investigated.

City and county	Cases
Lorida, Highlands	92
Crystal Beach, Pinellas	92
Maitland, Seminole	91
Pinetta, Madison	90
Ocean Ridge, Palm Beach	89
Missing, Lake	89
Fort Denaud, Hendry	86
Saint Pete Beach, Pinellas	86
F M, Lee	85
Missing, Marion	84
Missing, St. Lucie	84
Boca Grande, Lee	81
Yalaha, Lake	80
Eatonville, Orange	77
Welaka, Putnam	77
Patrick Air Force Base, Brevard	77
Palma Ceia, Hillsborough	76
Avon Park, Polk	73
North Venice, Sarasota	73
Campbellton, Jackson	72
Cudjoe Key, Monroe	71
Ochopee, Collier	70
Air Mail Facility, Dade	69
Missing, Duval	69
Anna Maria, Manatee	68
Greensboro, Gadsden	66
Miami Springs, Dade	65
Reunion, Osceola	65
Missing, Palm Beach	65
Northdale, Hillsborough	65
Missing, Pasco	64
Destin, Walton	64
Stock Island, Monroe	63
Treasure Island, Pinellas	62
North Redington Beach, Pinellas	61
Felda, Hendry	61
Mexico Beach, Bay	60
Georgetown, Putnam	60
Bonita Beach, Lee	59
Micco, Brevard	58
Orlando, Seminole	58
Duette, Manatee	58
Wekiwa Springs, Seminole	58
Bellview, Escambia	57
Okahumpka, Lake	57
Lake Suzy, Desoto	55
Miromar Lakes, Lee	54
University Of Tampa, Hillsborough	54
Walnut Hill, Escambia	54
Ona, Hardee	54
Missing, Santa Rosa	54
Singer Island, Palm Beach	53
Enterprise, Volusia	53
Heathrow, Seminole	53
Orlando, Dade	52
Aloma, Orange	50
Green Acres, Palm Beach	50
Town N Country, Hillsborough	50
Palm Beach Shores, Palm Beach	50

COVID-19: characteristics of 2,149,932 Florida resident cases

Data through Apr 21, 2021 verified as of Apr 22, 2021 at 09:25 AM

Data in this report are provisional and subject to change.

The table below includes the cities and counties of residence for cases in Florida residents based on the patient's ZIP Code. Note that city is not always received as part of the initial notification and may be missing while the case is being investigated.

City and county	Cases
Intercession City, Osceola	50
Salt Springs, Marion	49
Highland City, Polk	49
Terra Ceia, Manatee	49
Stetson University, Volusia	48
Cinco Bayou, Okaloosa	47
Eaton Park, Polk	46
Miami, Broward	46
Naranja, Dade	46
Miami, Unknown	46
Florida International Univ, Dade	45
Florence Villa, Polk	45
Ebro, Washington	45
Waverly, Polk	45
Village Wellington, Palm Beach	45
Kenansville, Osceola	45
Orlando, Osceola	45
Bayonet Point, Pasco	45
Key Colony Beach, Monroe	44
Sewalls Point, Martin	44
Missing, Broward	44
Manalapan, Palm Beach	43
Missing, Hillsborough	43
Lacoochee, Pasco	43
Gulf Breeze, Escambia	43
Village Of Wellington, Palm Beach	42
Missing, Seminole	42
Saint Johns, Duval	40
Cortez, Manatee	40
North Bay Village, Dade	39
Ridge Manor, Pasco	39
Miami Shores, Dade	39
Hialeah Gardens, Dade	38
Ponte Vedra, Duval	38
Jupiter, Martin	38
Florida A And M University, Leon	38
Lakeshore, Polk	38
Orlando, Broward	38
Pasadena, Pinellas	38
Univ Of FI Student Dorms, Alachua	37
Orlando, Volusia	37
Eloise, Polk	37
Bayshore Gardens, Manatee	37
Davenport, Osceola	37
Bay Pines, Pinellas	36
Tice, Lee	36
Pine Hills, Orange	36
Highland Beach, Palm Beach	36
Bonaventure, Broward	36
Lulu, Columbia	35
Orlando, Polk	35
Lealman, Pinellas	35
Homeland, Polk	34
Siesta Key, Sarasota	34
Flemington, Marion	34
Hallandle Beach, Broward	34
Sugarloaf Key, Monroe	34
Poinciana, Osceola	34
Venus, Highlands	33

COVID-19: characteristics of 2,149,932 Florida resident cases

Data through Apr 21, 2021 verified as of Apr 22, 2021 at 09:25 AM

Data in this report are provisional and subject to change.

The table below includes the cities and counties of residence for cases in Florida residents based on the patient's ZIP Code. Note that city is not always received as part of the initial notification and may be missing while the case is being investigated.

City and county	Cases
Dowling Park, Suwannee	33
Palm Shores, Brevard	33
City Of Westlake, Palm Beach	33
Westlake, Palm Beach	33
Sydney, Hillsborough	32
Bradley, Polk	32
Wekiva Springs, Seminole	32
Bagdad, Santa Rosa	32
Kinard, Calhoun	31
Alturas, Polk	31
South Palm Beach, Palm Beach	31
Indian Lake Estates, Polk	31
Nocatee, Desoto	30
Saint Marks, Wakulla	30
Westchase, Hillsborough	30
Mcintosh, Marion	30
Missing, Manatee	29
Homosassa Springs, Citrus	29
Pine Castle, Orange	29
Chokoloskee, Collier	29
Penney Farms, Clay	29
Bonita Springs, Collier	29
Horseshoe Beach, Dixie	28
Little Torch Key, Monroe	28
Archer, Levy	28
Orlando, Hillsborough	28
New Smyrna, Volusia	27
Balm, Hillsborough	27
Pembroke Park, Broward	27
Pensacola Beach, Santa Rosa	27
Palmdale, Glades	27
Florida State, Leon	27
Caryville, Holmes	27
Labelle, Glades	26
Long Key, Monroe	26
Missing, Indian River	26
Tangerine, Orange	26
Fort Lauderdale, Dade	26
Missing, Monroe	25
Earleton, Alachua	25
Orange Lake, Marion	25
Hawthorne, Putnam	25
South Miami Heights, Dade	25
Sparr, Marion	25
Yankeetown, Levy	25
Redington Shores, Pinellas	24
Missing, Citrus	24
Wabasso, Indian River	24
Boca Raton, Broward	24
Tioga, Alachua	24
Missing, Escambia	24
Goulds, Dade	24
Santa Fe, Alachua	24
Union Park, Orange	24
Crystal Springs, Pasco	23
Paxton, Walton	23
Missing, Brevard	23
Loughman, Polk	23
Bostwick, Putnam	23

COVID-19: characteristics of 2,149,932 Florida resident cases

Data through Apr 21, 2021 verified as of Apr 22, 2021 at 09:25 AM

Data in this report are provisional and subject to change.

The table below includes the cities and counties of residence for cases in Florida residents based on the patient's ZIP Code. Note that city is not always received as part of the initial notification and may be missing while the case is being investigated.

City and county	Cases
Missing, Okaloosa	23
Laud-By-The-Sea, Broward	22
Kissimmee, Orange	22
La Crosse, Alachua	22
Mango, Hillsborough	22
Champions Gate, Polk	22
Florida Dept Of Corrections, Union	22
Plymouth, Orange	22
Wausau, Washington	22
Citrus Ridge, Indian River	22
Florida International University, Dade	22
Branford, Lafayette	22
Sun City, Hillsborough	21
Perdido Key, Escambia	21
Everglades City, Collier	21
Fort Ogden, Desoto	21
Bonifay, Washington	21
Buckingham, Lee	21
Candler, Marion	20
Hollywood, Dade	20
Ramrod Key, Monroe	20
Trenton, Levy	20
Indian River Shores, Indian River	20
Mexico Beach, Gulf	20
Goodland, Collier	20
Babcock Ranch, Lee	19
Lakewood Ranch, Sarasota	19
High Springs, Gilchrist	19
Maxville, Duval	19
Nalcrest, Polk	19
Missing, Collier	19
Lowell, Marion	19
Jensen Beach, St. Lucie	19
Brooksville, Pasco	19
Golden Oak, Orange	19
Lake Buena Vista, Orange	19
Parker, Bay	19
Wildlight, Nassau	19
Orlando, Palm Beach	19
Forest City, Orange	18
Johns Pass Village, Pinellas	18
Belleair Bluffs, Pinellas	18
Lake Como, Putnam	18
Florida State Univ Admin, Leon	18
Tallevast, Manatee	18
Gulf Stream, Palm Beach	18
Nichols, Polk	18
Missing, Martin	17
Webster, Hernando	17
Shady Hills, Pasco	17
Hutchinson Island, St. Lucie	17
Graceville, Holmes	17
West Panama City Beach, Bay	17
Daytona Beach Shores, Volusia	17
Trilby, Pasco	17
Wewahitchka, Calhoun	16
Lake City, Suwannee	16
Otter Creek, Levy	16
Woodville, Leon	16

COVID-19: characteristics of 2,149,932 Florida resident cases

Data through Apr 21, 2021 verified as of Apr 22, 2021 at 09:25 AM

Data in this report are provisional and subject to change.

The table below includes the cities and counties of residence for cases in Florida residents based on the patient's ZIP Code. Note that city is not always received as part of the initial notification and may be missing while the case is being investigated.

City and county	Cases
Lake Monroe, Seminole	16
Hernando Beach, Hernando	16
Gulf Hammock, Levy	16
Mount Dora, Orange	16
Suwannee, Dixie	16
Graham, Bradford	16
Braden River, Manatee	16
Hillsboro Beach, Broward	15
Village Of Palmetto Bay, Dade	15
Missing, Bay	15
White Springs, Columbia	15
Eau Gallie, Brevard	15
Orlando, Lake	15
Saint Lucie West, St. Lucie	15
Orlando, Pinellas	15
Winter Garden, Lake	15
Deer Island, Lake	15
Murdock, Charlotte	14
Miami Gardens, Broward	14
Watersound, Walton	14
Copeland, Collier	14
Indian Creek Village, Dade	14
Wahneta, Polk	14
Laurel Hill, Walton	14
Virginia Gardens, Dade	14
Mount Plymouth, Lake	13
Elfers, Pasco	13
Dade City, Hernando	13
Roseland, Indian River	13
Gonzalez, Escambia	13
Kingsley Lake, Bradford	13
Babcock Ranch, Charlotte	13
Steinhatchee, Dixie	13
Los Angeles, Dade	13
Jacksonville, Unknown	13
Choctaw Beach, Okaloosa	13
Long Boat Key, Manatee	13
Orlando, Brevard	13
Saint George Island, Franklin	13
Fort Charlotte, Charlotte	13
Hialeah, Unknown	13
East Lake, Marion	12
Alys Beach, Bay	12
Redington Beach, Pinellas	12
Unknown, Dade	12
Pensacola Beach, Escambia	12
Rosemary Beach, Walton	12
Umatilla, Marion	12
Citrus Hills, Citrus	12
Durant, Hillsborough	12
Leisure City, Dade	12
Holder, Citrus	12
Missing, Putnam	12
Greenville, Taylor	11
Naples, Lee	11
Cypress, Jackson	11
Goldenrod, Seminole	11
Deerfield Beach, Palm Beach	11
Captiva, Lee	11

COVID-19: characteristics of 2,149,932 Florida resident cases

Data through Apr 21, 2021 verified as of Apr 22, 2021 at 09:25 AM

Data in this report are provisional and subject to change.

The table below includes the cities and counties of residence for cases in Florida residents based on the patient's ZIP Code. Note that city is not always received as part of the initial notification and may be missing while the case is being investigated.

City and county	Cases
Missing, Polk	11
University Park, Manatee	10
Grandin, Putnam	10
Missing, Taylor	10
Telogia, Liberty	10
Sea Ranch Lakes, Broward	10
Hialeah, Broward	10
Gibsonia, Polk	10
Haines Creek, Lake	10
Forest City, Seminole	10
Ozona, Pinellas	10
Missing, Nassau	10
Rubonia, Manatee	10
Fanning Springs, Gilchrist	10
Seacrest, Walton	10
Briny Breezes, Palm Beach	10
Basinger, Okeechobee	10
Orlando, Duval	10
Orlando, Leon	10
Perrine, Dade	10
Saint Augustine, Duval	9
West Delray Beach, Palm Beach	9
Grant Valkaria, Brevard	9
Nobleton, Hernando	9
Passport, Unknown	9
Day, Lafayette	9
Ybor City, Hillsborough	9
Lloyd, Jefferson	9
Lamont, Madison	9
Innovation, Pasco	9
Barberville, Volusia	9
Cottdale, Washington	9
Scottsmoor, Brevard	9
Palma Sola, Manatee	9
Missing, Sarasota	9
Beverly Beach, Flagler	9
Worthington Springs, Union	9
Saint Augustine Beach, St. Johns	9
Orlando, Unknown	9
Putnam Hall, Putnam	9
Ferndale, Lake	9
Fairfield, Marion	8
Cross Creek, Alachua	8
Indian Shores, Pinellas	8
Fort Walton Beach, Unknown	8
Quail Heights, Dade	8
Palm City, St. Lucie	8
Seybold, Dade	8
White City, Gulf	8
Pine Ridge, Citrus	8
Missing, Clay	8
Jerome, Collier	8
Ponce De Leon, Walton	8
Keystone Heights, Bradford	8
Evinston, Alachua	8
Salem, Taylor	8
Missing, Unknown	8
Orange Springs, Marion	8
Oneco, Manatee	7

COVID-19: characteristics of 2,149,932 Florida resident cases

Data through Apr 21, 2021 verified as of Apr 22, 2021 at 09:25 AM

Data in this report are provisional and subject to change.

The table below includes the cities and counties of residence for cases in Florida residents based on the patient's ZIP Code. Note that city is not always received as part of the initial notification and may be missing while the case is being investigated.

City and county	Cases
Weirsdale, Lake	7
Fernandina, Nassau	7
Missing, Flagler	7
East Rockland Key, Monroe	7
Anastasia Island, St. Johns	7
Port Saint John, Brevard	7
Orange Park, Duval	7
Orlando, Pasco	7
Longboat Key, Sarasota	7
Switzerland, St. Johns	7
Aripeka, Pasco	7
Maitland, Volusia	7
River Ranch, Polk	7
Valkaria, Brevard	7
Orlando, Alachua	7
Niceville, Walton	7
Okeechobee, Glades	7
Punta Gorda, Lee	6
Holt, Santa Rosa	6
Deland, Lake	6
Sunny Hills, Washington	6
Shady Grove, Taylor	6
Orlando, Flagler	6
Orlando, Marion	6
Port Salerno, Martin	6
Ridge Manor Estates, Sumter	6
Maitland, Hillsborough	6
Winter Park, Polk	6
Winderemere, Orange	6
Lake Worth, Broward	6
Grove City, Charlotte	6
Eglin, Okaloosa	6
Coco River, Collier	6
Bruce, Holmes	6
Missing, Walton	6
Labelle, Lee	6
Duck Key, Monroe	6
Morriston, Marion	6
Newberry, Gilchrist	6
San Carlos Park, Lee	6
Miccosukee, Leon	6
Glenwood, Volusia	6
Orchid, Indian River	6
Pensacola, Unknown	6
Mayport Naval Station, Duval	6
Lake Butler, Bradford	6
Inglis, Citrus	6
Maitland, Osceola	6
Bradenton, Sarasota	6
Island Grove, Alachua	5
Wakulla Springs, Wakulla	5
Orlando, Manatee	5
Pompano Beach, Palm Beach	5
Ocoee, Lake	5
Okeechobee, Martin	5
Missing, Alachua	5
Alys Beach, Walton	5
Delray Beach, Broward	5
Point Washington, Walton	5

COVID-19: characteristics of 2,149,932 Florida resident cases

Data through Apr 21, 2021 verified as of Apr 22, 2021 at 09:25 AM

Data in this report are provisional and subject to change.

The table below includes the cities and counties of residence for cases in Florida residents based on the patient's ZIP Code. Note that city is not always received as part of the initial notification and may be missing while the case is being investigated.

City and county	Cases
Williston, Marion	5
Clarcona, Orange	5
PsI, Unknown	5
Okeechobee, Osceola	5
University Of Central Fl, Hillsborough	5
Cape Haze, Charlotte	5
Bayou George, Bay	5
Boynton Beach, Broward	5
Kissimmee, Unknown	5
Miramar, Dade	5
Missing, Osceola	5
Miami Gardens, Unknown	5
Fort Lauderdale, Palm Beach	5
Jacksonville Naval Air Station, Duval	5
Missing, Columbia	5
Missing, Highlands	5
Orem, Palm Beach	5
Ebro, Bay	5
Highland Park, Polk	5
Westchester, Dade	5
Mid Florida, Seminole	5
Ocean Breeze, Martin	5
Missing, Leon	5
Milton, Escambia	5
Missing, Hernando	5
Mayport, Duval	5
Inlet Beach, Bay	5
Jacksonville, Clay	5
Greenville, Jefferson	5
Pass, Unknown	5
Stuart, St. Lucie	5
Lake Geneva, Clay	5
Miami, Palm Beach	5
Live Oak, Madison	4
Loxahatchee Groves, Palm Beach	4
Fort Lauderdale, Unknown	4
West Bradenton, Manatee	4
Clermont, Polk	4
Marina Del Rey, Dade	4
Oklawaha, Marion	4
Margate, Unknown	4
Melrose, Bradford	4
Los Angeles, Broward	4
Jacksonville, Dade	4
Arcadia, Hillsborough	4
Lake Harbor, Palm Beach	4
Glen Ridge, Palm Beach	4
Coconut Creek, Palm Beach	4
Branford, Gilchrist	4
Clewiston, Palm Beach	4
Conch Key, Monroe	4
Sharpes, Brevard	4
Lazy Lake, Broward	4
Lamont, Taylor	4
Wacissa, Jefferson	4
Sugarloaf, Monroe	4
Sandestin, Walton	4
Pompano Beach, Dade	4
Seacrest, Bay	4

COVID-19: characteristics of 2,149,932 Florida resident cases

Data through Apr 21, 2021 verified as of Apr 22, 2021 at 09:25 AM

Data in this report are provisional and subject to change.

The table below includes the cities and counties of residence for cases in Florida residents based on the patient's ZIP Code. Note that city is not always received as part of the initial notification and may be missing while the case is being investigated.

City and county	Cases
El Jobean, Charlotte	4
Bella Collina, Lake	4
Bonnie, Dade	4
Miami Beach, Unknown	4
Marathon Shores, Monroe	4
High Springs, Columbia	4
Hinsdale, Manatee	4
Jonesville, Alachua	4
N/A, Unknown	4
Plantation Key, Monroe	4
International Service Center, Dade	4
Indian Rock Beach, Pinellas	4
Hollywood, Unknown	4
Cypress Gardens, Polk	4
Bowling Green, Polk	4
Crestview, Walton	3
Cross Key, Monroe	3
Fernandina Beach, Duval	3
Cape San Blas, Gulf	3
Apopka, Lake	3
Fpo, Duval	3
Green Cove Springs, Duval	3
Mayport Naval Housing, Duval	3
Samoset, Manatee	3
San Fernando, Unknown	3
North Miami Beach, Broward	3
Monticello, Madison	3
Vernon, Bay	3
Julington Creek, St. Johns	3
Jupiter Island, Martin	3
Kathleen, Pasco	3
Marco Island, Lee	3
Mims, Volusia	3
Miramar, Unknown	3
Naples, Unknown	3
Alford, Washington	3
Pass-A-Grille, Pinellas	3
Orlando, Escambia	3
Ocean Reef Club, Monroe	3
Vero Beach, St. Lucie	3
Winter Park, Volusia	3
Westville, Walton	3
Pembroke Lakes, Broward	3
Orlo Vista, Orange	3
Milligan, Okaloosa	3
Land O Lakes, Hillsborough	3
Lady Lake, Marion	3
Homeless, Hillsborough	3
Jacksonville , Duval	3
Brooklyn, Broward	3
Ft Pierce, St. Lucie	3
Sorrento, Orange	3
Stuart, Palm Beach	3
North Fort Myers, Charlotte	3
Pompano Beach, Unknown	3
Chicago, Lee	3
Coraopolis, Citrus	3
Champions Gate, Osceola	3
Bristol, Calhoun	3

COVID-19: characteristics of 2,149,932 Florida resident cases

Data through Apr 21, 2021 verified as of Apr 22, 2021 at 09:25 AM

Data in this report are provisional and subject to change.

The table below includes the cities and counties of residence for cases in Florida residents based on the patient's ZIP Code. Note that city is not always received as part of the initial notification and may be missing while the case is being investigated.

City and county	Cases
Jacksonville, Alachua	3
Brewton, Escambia	3
Apopka, Broward	3
Lanark Village, Franklin	3
Maitland, Polk	3
Pp, Dade	3
Woodside, Broward	3
Wimauma, Manatee	3
Inverness, Polk	3
Pass, Dade	3
Vero Beach, Brevard	3
Miami Shores, Broward	3
Pineland, Lee	3
Tampa Palms, Hillsborough	3
Tampa, Pinellas	3
Tarpon Springs, Pasco	3
Winter Garden, Seminole	3
Laurel, Sarasota	3
Ludlam, Dade	3
Clermont, Orange	3
West Palm Beach, Broward	3
Village Of Golf, Palm Beach	3
Wildwood, Marion	3
Saint Petersburg, Hillsborough	3
Saint Augusaintine Beach, St. Johns	3
Port Saint Lucie, Martin	3
Palm Coast, Volusia	3
Missing, Jackson	3
Fort Myers, Unknown	3
Bradington, Manatee	3
Blountstown, Liberty	3
Loxahatchee, Broward	3
Lakeland, Hillsborough	3
Miami, Orange	3
Lynbrook, Broward	3
Lake City, Duval	3
Immokalee, Lee	3
Hallandale Beach, Unknown	3
Hallandale Beach, Dade	2
Lutz, Pinellas	2
Miami, Hillsborough	2
Lawtey, Union	2
Los Angeles, Okaloosa	2
Louisville, Manatee	2
Blountstown, Jackson	2
Alligator Point, Franklin	2
Eatonville, Lake	2
Coconut Creek, Unknown	2
Crawfordville, Leon	2
Mount Pleasant, Gadsden	2
None, Dade	2
Navarre, Okaloosa	2
Opa Locka, Broward	2
Phoenix, Lake	2
Port Charlotte, Unknown	2
Seven Springs, Pasco	2
Zellwood, Lake	2
West Villages, Sarasota	2
Upper Key Largo, Monroe	2

COVID-19: characteristics of 2,149,932 Florida resident cases

Data through Apr 21, 2021 verified as of Apr 22, 2021 at 09:25 AM

Data in this report are provisional and subject to change.

The table below includes the cities and counties of residence for cases in Florida residents based on the patient's ZIP Code. Note that city is not always received as part of the initial notification and may be missing while the case is being investigated.

City and county	Cases
University Of Central Florida, Brevard	2
Bronx, Seminole	2
Doctors Inlet, Clay	2
Bonifay, Jackson	2
Bonnie, Duval	2
Bonnie, Sarasota	2
Lecanto, Marion	2
Maitland, Leon	2
Lake Helen, Orange	2
Fort Myers, Collier	2
Fort Pierce, Martin	2
Weston, Dade	2
West Palm Beach, Dade	2
St John, Broward	2
Winter Park, Leon	2
Orlando, Charlotte	2
Palm Springs North, Dade	2
Redland, Dade	2
Melrose, Alachua	2
Olustee, Baker	2
Orlando, Santa Rosa	2
Saint Teresa, Wakulla	2
West Point, Lee	2
University Of Central Florida, Broward	2
Orlando, Okaloosa	2
Madison, Unknown	2
Maitland, Pasco	2
Miamt, Dade	2
North Miami, Broward	2
Florida Power & Light Co, Dade	2
Amelia City, Nassau	2
Apopka, Unknown	2
Alligator Point, Wakulla	2
Chipley, Jackson	2
Yalhala, Lake	2
Sumatra, Liberty	2
University Of Central Florida, Palm Beach	2
University Of Central Florida, Pinellas	2
Pp, Unknown	2
Provo, Broward	2
Portland, Unknown	2
Pensacola, Santa Rosa	2
Maitland, Lake	2
Moore Haven, Hendry	2
Naples, Broward	2
Jan Phyl Village, Polk	2
Hialeah Lakes, Dade	2
Hialeah, Orange	2
Cassadaga, Volusia	2
Fort Walton Beach, Walton	2
Duke Field Air Force Station, Okaloosa	2
Dunnellon, Levy	2
Jacksonville Naval Hospital, Duval	2
Hosford, Calhoun	2
Marina Del Rey, Broward	2
Melrose, Clay	2
Mesa, Unknown	2
Longview, Dade	2
Aventura, Broward	2

COVID-19: characteristics of 2,149,932 Florida resident cases

Data through Apr 21, 2021 verified as of Apr 22, 2021 at 09:25 AM

Data in this report are provisional and subject to change.

The table below includes the cities and counties of residence for cases in Florida residents based on the patient's ZIP Code. Note that city is not always received as part of the initial notification and may be missing while the case is being investigated.

City and county	Cases
000000, Unknown	2
Dfafs, Okaloosa	2
Tampa, Hernando	2
Vero Beach, Unknown	2
Wauchula, Desoto	2
Yeehaw, Okeechobee	2
Noma, Holmes	2
Ormond Beach, Flagler	2
Panama City, Unknown	2
Pembroke Pines, Dade	2
Sebring, Desoto	2
Saint Lucie Village, St. Lucie	2
Fort Lauderdale, Alachua	2
Doral, Unknown	2
Bay Harbor Islands, Unknown	2
Alachua, Duval	2
Cross City, Taylor	2
Carl Fisher, Dade	2
Jupiter, Dade	2
Lakeland, Unknown	2
Micanopy, Marion	2
Port Saint Lucie, Palm Beach	2
Red Bay, Holmes	2
Saint Marys, Nassau	2
West Lafayette, Broward	2
Windermere, Lake	2
Sutton, Pasco	2
Tequesta, Martin	2
Woodstock, Lee	2
Winter Springs, Orange	2
Windermere, Hillsborough	2
Venice, Dade	2
Okeechobee, Highlands	2
Pompano Beach, Osceola	2
Port Charlotte, Lee	2
Port St. Lucie, St. Lucie	2
Sand Lake, Orange	2
Union, Manatee	2
University Of Central Fl, Seminole	2
Swansea, Lee	2
Altamonte Springs, Orange	2
At Large, Broward	2
Boys Ranch, Suwannee	2
Fort Pierce, Brevard	2
Graceville, Unknown	2
Eatonville, Polk	2
New Port Richey, Hillsborough	2
Missing, Washington	2
Miami, Martin	2
Jena, Taylor	2
Labelle, Collier	2
Long Beach, Orange	2
Tampa, Broward	2
Tarpon Springs, Hillsborough	2
Port Canaveral, Brevard	2
Seguin, Unknown	2
Sarasota, Unknown	2
Sunrise, Unknown	2
South Miami, Broward	2

COVID-19: characteristics of 2,149,932 Florida resident cases

Data through Apr 21, 2021 verified as of Apr 22, 2021 at 09:25 AM

Data in this report are provisional and subject to change.

The table below includes the cities and counties of residence for cases in Florida residents based on the patient's ZIP Code. Note that city is not always received as part of the initial notification and may be missing while the case is being investigated.

City and county	Cases
Monument, Broward	2
Oakland Park, Unknown	2
Orlando, St. Lucie	2
Lake Clarke Shores, Palm Beach	2
Marysville, Dade	2
FI State Univ Student, Leon	2
Callahan, Duval	2
Crescent Beach, Sarasota	2
Cibolo, Orange	2
Claysville, Hernando	2
Dade City, Unknown	2
Defuniak Springs, Okaloosa	2
Defuniak Springs, Unknown	1
Dona Vista, Lake	1
Dalecity, Okaloosa	1
Daytona Beach, Orange	1
Deerfield Beach, Polk	1
Clearwater, Leon	1
Crestview, Broward	1
Crystal River, Marion	1
Fayetteville, Broward	1
Fellsmere, Brevard	1
Florida City, Unknown	1
Fort Lauderdale, Collier	1
Fort Myers, Alachua	1
El Dorado, Palm Beach	1
East Setauket, Palm Beach	1
Canton, Duval	1
Charlotte, Alachua	1
Brunswick, Polk	1
Bryceville, Duval	1
Bradentom, Manatee	1
Bradenton, Lee	1
Boca Raton, Dade	1
Boca Raton, Madison	1
Bogota, Unknown	1
Bal Harbour, Broward	1
Atlanta, Walton	1
Attalla, Broward	1
Auburn, Palm Beach	1
Autaugaville, Broward	1
Apopka, Volusia	1
Alachua, Suwannee	1
Alafaya, Broward	1
Alafaya, Pinellas	1
Fleming Island, Duval	1
Glen Cove, Unknown	1
Glen Saint Mary, Duval	1
Golf, Palm Beach	1
Great Neck, Dade	1
Gainesville, Levy	1
Immokalee, Walton	1
Irmo, Unknown	1
Greensboro, Leon	1
Merrick, Palm Beach	1
Metter, Manatee	1
Lake Forest, Collier	1
Miami, Osceola	1
Miamiardens, Unknown	1

COVID-19: characteristics of 2,149,932 Florida resident cases

Data through Apr 21, 2021 verified as of Apr 22, 2021 at 09:25 AM

Data in this report are provisional and subject to change.

The table below includes the cities and counties of residence for cases in Florida residents based on the patient's ZIP Code. Note that city is not always received as part of the initial notification and may be missing while the case is being investigated.

City and county	Cases
Miamksaohes, Dade	1
Jacksonville, Baker	1
Jacksonville, Marion	1
Jupiter Inlet, Palm Beach	1
Key West Naval Air Station, Monroe	1
Key West, Palm Beach	1
Kilgore, Dade	1
Land O Lakes, Unknown	1
Lawton, Okaloosa	1
Levittown, Palm Beach	1
Lima, Manatee	1
Lima, Volusia	1
Macclenny, Dixie	1
Madison, Jefferson	1
Maitland, Collier	1
Orlando, Walton	1
Oviedo, Lake	1
Orlando, St. Johns	1
Ocala, Duval	1
Plantation, Leon	1
Pensacola, Dade	1
Panomo City, Bay	1
Parrish, Sarasota	1
San Marcos, Unknown	1
Pooler, Broward	1
Rye, Palm Beach	1
Ridgewood, Lee	1
Roayl Palm Beach, Palm Beach	1
Roseville, Broward	1
Punta Gorda, Sarasota	1
Putnam, Putnam	1
Mokena, Lee	1
Myrtle Beach, Broward	1
Morrisville, Palm Beach	1
North Brunswick, St. Lucie	1
North Grafton, Dade	1
North Lauderdale, Unknown	1
Nashville, Palm Beach	1
North Porte, Unknown	1
Notrealville, Polk	1
Okeechobi, Unknown	1
Orem, Dade	1
Orlando, Citrus	1
Orlando, Collier	1
Orlando, Hernando	1
St Cloud, Orange	1
St Helena Is, Dade	1
Surprise, Unknown	1
Syracuse, Unknown	1
Saint Petersburg, Bay	1
Tinley Park, Manatee	1
Twentynine Palms, Broward	1
Vernon, Walton	1
Unknown, Manatee	1
Venezuela, Unknown	1
Waukesha, Volusia	1
Wilmington, Charlotte	1
Windermere, Alachua	1
Winfield, Hillsborough	1

COVID-19: characteristics of 2,149,932 Florida resident cases

Data through Apr 21, 2021 verified as of Apr 22, 2021 at 09:25 AM

Data in this report are provisional and subject to change.

The table below includes the cities and counties of residence for cases in Florida residents based on the patient's ZIP Code. Note that city is not always received as part of the initial notification and may be missing while the case is being investigated.

City and county	Cases
Winter Garden, Unknown	1
Winter Park, Brevard	1
Winter Park, Unknown	1
Whippany, Volusia	1
Xifamk, Dade	1
Litchfield Park, Monroe	1
Littleton, St. Johns	1
Lake In The Hills, Broward	1
Lake Worth, Unknown	1
Lauderhill, Unknown	1
Indianapolis, Lee	1
Jupiter, Pinellas	1
Kansas City, Palm Beach	1
Gwynn Oak, Polk	1
Milford, Bay	1
Milford, Unknown	1
Melbourne, Volusia	1
Mattoon, Lee	1
Marianna, Leon	1
Marianna, Washington	1
Mary Esther, Hillsborough	1
Los Angeles, Orange	1
Maitland, Palm Beach	1
Longwood, Unknown	1
Missing, Franklin	1
Newaygo, Charlotte	1
North Port, Charlotte	1
New Canaan, Dade	1
Na, Dade	1
Eureka, Flagler	1
Evansville, Citrus	1
Crescent City, Marion	1
Crestview, Unknown	1
Denton, Broward	1
Destin, Bay	1
Clearwater, Hillsborough	1
Coal City, Pasco	1
Commerce Township, Manatee	1
Crawfordville, Alachua	1
Fort Lauderdale, Lee	1
Fort Worth, Broward	1
Franklin, Orange	1
Frostproof, Highlands	1
Gainesville, Palm Beach	1
Gainesville, Santa Rosa	1
Brewster, Palm Beach	1
Brownsville, Escambia	1
Bryant, Palm Beach	1
Bonnie, St. Johns	1
Belleair Bluffs, Unknown	1
Celebration, Orange	1
Chicago, Broward	1
Choctaw Beach, Unknown	1
Austin, Dade	1
Apo, Collier	1
Big Torch Key, Monroe	1
Black, Holmes	1
Boca Raton, Lee	1
Bonifay, Unknown	1

COVID-19: characteristics of 2,149,932 Florida resident cases

Data through Apr 21, 2021 verified as of Apr 22, 2021 at 09:25 AM

Data in this report are provisional and subject to change.

The table below includes the cities and counties of residence for cases in Florida residents based on the patient's ZIP Code. Note that city is not always received as part of the initial notification and may be missing while the case is being investigated.

City and county	Cases
8852 Teacher Ln, Pasco	1
Addison, Pasco	1
Apopka, Citrus	1
Apopka, Hillsborough	1
Arabi, Orange	1
Tampa, Citrus	1
Tampa, Duval	1
Summerdale, Escambia	1
Sun City Center, Lee	1
Surfside Beach, Orange	1
Tavares, Unknown	1
Temple, Palm Beach	1
Saint Charles, Orange	1
St Peterburg, Orange	1
Stiamk, Dade	1
Scottsdale, Brevard	1
Scottsdale, Palm Beach	1
Roswell, Bay	1
Royal Palm, Palm Beach	1
Ruskin, Dade	1
Ruskin, Manatee	1
Saint Petersburg, Duval	1
Saint Petersburg, Manatee	1
Port Saint Lucie, Marion	1
Port St Luice, Unknown	1
Pembroke Pines, Unknown	1
Pensacola Naval Hospital, Escambia	1
Pittsburgh, Alachua	1
Playa Del Rey, Palm Beach	1
Plymouth, Pasco	1
Okeechobee, Unknown	1
Oviedo, Orange	1
Pace, Escambia	1
Painted Post, Pasco	1
Palatka, Marion	1
Unknown, Duval	1
Upland, Manatee	1
Valrico, Polk	1
West Hollywood, Broward	1
Wakefield, Broward	1
Waverly, Duval	1
Wabasha, Clay	1
Winnetka, Dade	1
Winter Garden, Osceola	1
Winter Haven, Leon	1
Winter Haven, Osceola	1
Winter Park, Duval	1
Winter Park, Palm Beach	1
Winter Springs, Polk	1
Wpb, Palm Beach	1
Youngstown, Washington	1
Weston, Unknown	1
Wildwood, Lee	1
Willington, Lee	1
West Palm Beach, Unknown	1
Yulee, St. Johns	1
Zephyrhills, Hillsborough	1
Topsham, Manatee	1
Town Of Nocatee, St. Johns	1

COVID-19: characteristics of 2,149,932 Florida resident cases

Data through Apr 21, 2021 verified as of Apr 22, 2021 at 09:25 AM

Data in this report are provisional and subject to change.

The table below includes the cities and counties of residence for cases in Florida residents based on the patient's ZIP Code. Note that city is not always received as part of the initial notification and may be missing while the case is being investigated.

City and county	Cases
Troy, Manatee	1
Unkn, Duval	1
Sweetwater, Manatee	1
Syracuse, Polk	1
Tallahassee, Dade	1
Tamarac, Dade	1
Tavares, Orange	1
Suitland, Volusia	1
Sunbright, Palm Beach	1
Winter Garden, Duval	1
Woodbine, Nassau	1
West Yarmouth, St. Lucie	1
Waipahu, Santa Rosa	1
Ward, Polk	1
Wellborn, Columbia	1
West Aplm Beach, Palm Beach	1
Venetian Islands, Dade	1
Rileyville, Flagler	1
Saint Joseph, Volusia	1
Russellville, Bay	1
Sagamore Beach, Charlotte	1
Saint Augustine, Broward	1
Saint Cloud, Palm Beach	1
San Antonio, Orange	1
Seminole, Leon	1
Shalimar, Unknown	1
Shirley, Flagler	1
Prattville, Hillsborough	1
Prestonsburg, Bay	1
Quincy, Jackson	1
Rapid City, Broward	1
Petersburg, Manatee	1
Piasa, Putnam	1
Palmetto, Pasco	1
Parma, Manatee	1
Pass-A-Grille Beach, Pinellas	1
Oldsmar, Hillsborough	1
Olean, Alachua	1
Other, Dade	1
Palm Beach Gardens, Unknown	1
Palmetto Bay, Palm Beach	1
Missing, Okeechobee	1
Monroe Township, Palm Beach	1
Monroe, Lee	1
Moore Haven, Okeechobee	1
Morrisville, Unknown	1
Missing, Levy	1
Myakka City, Sarasota	1
North Palm Beach, Orange	1
Northport, Sarasota	1
Oakland, Lee	1
New Middletown, Hillsborough	1
New Port Richey, Pinellas	1
Newberry, Marion	1
Newtown, Lake	1
Milford, Lee	1
Mckinney, Broward	1
Miamc, Dade	1
Matawan, Palm Beach	1

COVID-19: characteristics of 2,149,932 Florida resident cases

Data through Apr 21, 2021 verified as of Apr 22, 2021 at 09:25 AM

Data in this report are provisional and subject to change.

The table below includes the cities and counties of residence for cases in Florida residents based on the patient's ZIP Code. Note that city is not always received as part of the initial notification and may be missing while the case is being investigated.

City and county	Cases
Ldhl, Broward	1
Longwood, Volusia	1
Lake Butler, Alachua	1
Knoxville, Bay	1
Kingsland, Nassau	1
Las Vegas, Palm Beach	1
Leesburg, Seminole	1
Lincoln, St. Lucie	1
Little Neck, Lee	1
Jupiter, St. Lucie	1
Kenilworth, Leon	1
Key West, Duval	1
Keys West, Unknown	1
Jacksonville, Orange	1
Jefferson, Dade	1
Jonesboro, Leon	1
Intrcsion Cty, Osceola	1
Inverness, Marion	1
Inwood, Broward	1
Irvine, Marion	1
Istachatta, Hernando	1
Homeless, Monroe	1
Homeless, Pinellas	1
Howell, Dade	1
Hudson, Hernando	1
Indian Rocks Beach, Duval	1
Indiantown, Palm Beach	1
Inglewood, Sarasota	1
Hernando, Marion	1
Hialeah, Collier	1
Helen, Bay	1
Hoclywsod, Dade	1
Holiday, Pinellas	1
Carmel, Orange	1
Cedar Springs, Hernando	1
Chicago, Unknown	1
Caracas, Dade	1
Bryceville, Baker	1
Coconut Ck, Unknown	1
Dallas, Hernando	1
Dayton, Lake	1
Daytona Beach, Pinellas	1
Alpharetta, Broward	1
O, Manatee	1
Acworth, Okaloosa	1
Apopka, Clay	1
Asheville, Highlands	1
Astoria, Broward	1
Atmore, Escambia	1
Bartow, Hardee	1
Bel Air, Collier	1
Berryton, Palm Beach	1
Brooklyn, Dade	1
Brooklyn, Lee	1
Bonnie, Broward	1
Boston, Broward	1
Downingtown, Broward	1
Downingtown, Hillsborough	1
Dpo, Santa Rosa	1

COVID-19: characteristics of 2,149,932 Florida resident cases

Data through Apr 21, 2021 verified as of Apr 22, 2021 at 09:25 AM

Data in this report are provisional and subject to change.

The table below includes the cities and counties of residence for cases in Florida residents based on the patient's ZIP Code. Note that city is not always received as part of the initial notification and may be missing while the case is being investigated.

City and county	Cases
Dunedin, Unknown	1
Dearborn, Broward	1
Deer Park, Dade	1
Deerfield Beach, Unknown	1
Deerfield, Dade	1
Deland, Seminole	1
Deltona, Seminole	1
Erie, Monroe	1
Fisher Island, Unknown	1
East Palatka, Hillsborough	1
Eastpoint, Leon	1
Fort Lauderdale, Leon	1
Fort Myers, Sarasota	1
Fort Pierce, Palm Beach	1
Fort White, Clay	1
Garden City, Alachua	1
Gaylord, Orange	1
Goodrich, Charlotte	1
Gotcha, Orange	1
Greensburg, Palm Beach	1
Hallandale, Unknown	1
Harpers Ferry, Palm Beach	1
Haines City, Osceola	1
Saint Augustine, Flagler	1
Sanford, Orange	1
Saint Petersburg, Charlotte	1
Puerto Rico, Unknown	1
Punta Gorda, Unknown	1
Randolph, Orange	1
Rivera Beach, Palm Beach	1
Powell, Lee	1
Seffenner, Hillsborough	1
Seminole, Lee	1
Summerfield, Unknown	1
Stratford, Broward	1
Sunrtise, Dade	1
Tallahassee, Madison	1
Tallahassee, Pinellas	1
Pembroke Pines, Orange	1
Pensacola, Sumter	1
Perth Amboy, Hillsborough	1
Port Orange, Brevard	1
Paducah, Manatee	1
Orlando, Jackson	1
Orlando, Lee	1
Newberry, Levy	1
Nantucket, Palm Beach	1
New Vernon, Palm Beach	1
North Laud, Unknown	1
Ocala, Citrus	1
Ocoee, Unknown	1
Odessa, Dade	1
Oldsrav, Manatee	1
Windermere, Volusia	1
Wtixrat, Dade	1
Westlake Village, Unknown	1
White Plains, Broward	1
Whites Creek, Leon	1
Watersound, Bay	1

COVID-19: characteristics of 2,149,932 Florida resident cases

Data through Apr 21, 2021 verified as of Apr 22, 2021 at 09:25 AM

Data in this report are provisional and subject to change.

The table below includes the cities and counties of residence for cases in Florida residents based on the patient's ZIP Code. Note that city is not always received as part of the initial notification and may be missing while the case is being investigated.

City and county	Cases
Tampa, Pasco	1
Trenton, Dixie	1
Unknown, Unknown	1
Toms River, Lee	1
Tourist, Dade	1
University Of Central Florida, Lee	1
Unk, Duval	1
Ventura, Orange	1
Crossings, Unknown	1
Davenport, Lake	1
Davie, Unknown	1
Dayton, Citrus	1
Dayton, Orange	1
Dearborn Heights, Hillsborough	1
Edgewood, Broward	1
Elkton, Putnam	1
Dover, Lee	1
Chesterfield, Broward	1
Carteret, Polk	1
Cincinnati, Dade	1
Connellsville, Highlands	1
Armstrong, St. Johns	1
Atl, Brevard	1
Alva, Escambia	1
Andalusia, Escambia	1
Arcadia, Highlands	1
Baker, Santa Rosa	1
Belleville, Palm Beach	1
Belmont, Santa Rosa	1
Blountstown, Broward	1
Bronson, Alachua	1
Brooker, Alachua	1
Bradenton, Clay	1
Brandon, Pinellas	1
Bonita, Lee	1
Bocaraten, Palm Beach	1
Longwood, Broward	1
Lucedale, St. Lucie	1
Macclenny, Duval	1
Mantua, Broward	1
Kure Beach, Monroe	1
Lakeland, Palm Beach	1
Kaclsonville, Duval	1
Kechi, Orange	1
Mexico, Orange	1
Mayaguez, Dade	1
Middletown, Osceola	1
Monroe, Hillsborough	1
Missing, Gilchrist	1
Hudson, Pinellas	1
Indian Rock Beach, Palm Beach	1
Hoosick Falls, Broward	1
Hialeahgardens, Dade	1
Hiram, Leon	1
Interlachen, Duval	1
Jacksonville, Nassau	1
Fort Myers, Broward	1
Gainesville, Okaloosa	1
Floral, Okaloosa	1

COVID-19: characteristics of 2,149,932 Florida resident cases

Data through Apr 21, 2021 verified as of Apr 22, 2021 at 09:25 AM

Data in this report are provisional and subject to change.

The table below includes the cities and counties of residence for cases in Florida residents based on the patient's ZIP Code. Note that city is not always received as part of the initial notification and may be missing while the case is being investigated.

City and county	Cases
Forestville, Volusia	1
Greenbrier, Bay	1
Greenville, Palm Beach	1
Groveland, Orange	1
Downers Grove, St. Lucie	1
Delrey Beach, Palm Beach	1
Export, Palm Beach	1
Fdsf, Unknown	1
Felda, Palm Beach	1
Flagler Beach, Volusia	1
Flora, Lee	1
Fort Myers, Lake	1
Fresno, Pasco	1
Fruitland Park, Sumter	1
Fwb, Unknown	1
Gainesville, Marion	1
Gastonia, Polk	1
Clearwater, Highlands	1
Clermont, Unknown	1
Columbia, Orange	1
Coral Gables, Unknown	1
Coral Springs, Unknown	1
Crestview, Dade	1
Dade City, Polk	1
Dania, Unknown	1
Darien, Pasco	1
Arcadia, Charlotte	1
Aspen, Palm Beach	1
Atl, Broward	1
Atlanta, Broward	1
Aurburndale, Polk	1
Aventura, Unknown	1
Azalea Park, Sarasota	1
Bartow, Unknown	1
Biscayne Park, Broward	1
Boca Rotan, Unknown	1
Alpharetta, Alachua	1
Apalachicola, Leon	1
Brooksville, Columbia	1
Bryn Mawr, Collier	1
Canfield, Duval	1
Hilliard, Dade	1
Hollywood, Leon	1
Holt, Unknown	1
Homestead, Monroe	1
Homestead, Unknown	1
Humble, Broward	1
Green, Clay	1
Greensburg, Orange	1
Greenville, Monroe	1
Gulf Shores, Escambia	1
Havanna, Gadsden	1
Jacksonville, Flagler	1
Jacksonville, Palm Beach	1
Johns Island, Wakulla	1
Killarney, Orange	1
Knoxville, Duval	1
Lake City, Volusia	1
Los Angeles, Polk	1

COVID-19: characteristics of 2,149,932 Florida resident cases

Data through Apr 21, 2021 verified as of Apr 22, 2021 at 09:25 AM

Data in this report are provisional and subject to change.

The table below includes the cities and counties of residence for cases in Florida residents based on the patient's ZIP Code. Note that city is not always received as part of the initial notification and may be missing while the case is being investigated.

City and county	Cases
Lakeland, Pasco	1
Lakewood, Unknown	1
Naugatuck, Lee	1
New Vernon, Sarasota	1
New York, Broward	1
Myakka, Duval	1
Maitland, Unknown	1
Matlacha Island, Lee	1
Melbourne, Dade	1
Melbourne, Orange	1
Miami Beach, Palm Beach	1
Miami Granders, Dade	1
Missing, Baker	1
Milford, Palm Beach	1
Milford, Polk	1
Minneapolis, Broward	1
Plant City, Hendry	1
Plant City, Pinellas	1
Plantation, Unknown	1
Parlin, Broward	1
Orlando, Highlands	1
Opa Locka, Unknown	1
Orem, Nassau	1
Olando, Orange	1
Ocoee, Polk	1
Newport Beach, Palm Beach	1
North Adams, Manatee	1
North Little Rock, Palm Beach	1
Northville, Broward	1
Ocala, Indian River	1
Ocoee, Broward	1
Pound Ridge, Leon	1
Ponce, Orange	1
Port Charlotte Fl, Unknown	1
Port Saint Lucie, Duval	1
Saint Petersburg, Dade	1
San Juan, Osceola	1
San Pedro Sula, Dade	1
Sandy, Duval	1
Richmond Heights, Dade	1
Ridge Manor, Hernando	1
Riverview, Pinellas	1
Rochester, Lee	1
Rosemary Beach, Bay	1
Saint Cloud, Orange	1
South Otselic, Dade	1
Sevierville, Dade	1
Stockbridge, Leon	1
Sullivans Island, Dade	1
Southampton, Palm Beach	1
Springhill, Unknown	1
Wayne, Dade	1
West Lafayette, Desoto	1
West Simsbury, Collier	1
Tallahassee, Escambia	1
Tampa, Lee	1
Tinley Park, Lee	1
University Of Central Fl, Dade	1
Telluride, Lee	1

COVID-19: characteristics of 2,149,932 Florida resident cases

Data through Apr 21, 2021 verified as of Apr 22, 2021 at 09:25 AM

Data in this report are provisional and subject to change.

The table below includes the cities and counties of residence for cases in Florida residents based on the patient's ZIP Code. Note that city is not always received as part of the initial notification and may be missing while the case is being investigated.

City and county	Cases
Windermere, Polk	1
Winter Park, Lake	1
Winter, Pinellas	1
Colorado Springs, Unknown	1
Conifer, Lee	1
Clarksboro, Lee	1
Chipley, Holmes	1
Celebration, Palm Beach	1
Chattanooga, Dade	1
Eatonville, Seminole	1
Dunellen, Dade	1
Cutler Bay, Broward	1
Daniel Island, Bay	1
Destin, Unknown	1
Diamond, Highlands	1
Doral, Broward	1
Altamonte, Orange	1
Alva, Collier	1
333, Unknown	1
Allentown, Putnam	1
Apple Creek, Citrus	1
Amelia Village, Nassau	1
Barefoot Beach, Lee	1
Battle Creek, Manatee	1
Avon, Manatee	1
Aventura, Osceola	1
Azalea Park, Osceola	1
Bear Grass, Palm Beach	1
Boca Raton,, Palm Beach	1
Bryn Mawr, Palm Beach	1
Burkeville, Brevard	1
Camden Wyoming, Duval	1
Boston, Dade	1
Brewster, Volusia	1
Hallandate Ben, Unknown	1
Havana, Leon	1
Hickory, Lee	1
El Paso, Unknown	1
Elbow Lake, Palm Beach	1
Fairless Hills, Broward	1
Everett, Dade	1
Fort Denaud, Glades	1
Fort Meyers, Lee	1
FI State Lot, Leon	1
Fortlauderdale, Unknown	1
Fortwalton Beach, Okaloosa	1
Ft Pierce, Unknown	1
Garland, Orange	1
Jeffersonville, Broward	1
Homeless, Dade	1
Homer, Escambia	1
Hilliard, Unknown	1
Lehigh Cares, Lee	1
Live Oak, Columbia	1
Loganville, Orange	1
Lansdale, Lake	1
Lapeer, Manatee	1
Lauderdale Hill, Unknown	1
Knoxville, Escambia	1

COVID-19: characteristics of 2,149,932 Florida resident cases

Data through Apr 21, 2021 verified as of Apr 22, 2021 at 09:25 AM

Data in this report are provisional and subject to change.

The table below includes the cities and counties of residence for cases in Florida residents based on the patient's ZIP Code. Note that city is not always received as part of the initial notification and may be missing while the case is being investigated.

City and county	Cases
Lake Mary, Lake	1
Ocala, Unknown	1
Middleburg, Duval	1
Midland, Osceola	1
Missing, Hamilton	1
Missing, Wakulla	1
Monterey, Broward	1
Mumford, Manatee	1
N/A, Duval	1
Naples, Alachua	1
Longwood, Orange	1
Miami, Charlotte	1
Miamii, Dade	1
Miami Garden, Unknown	1
Oviedo, Leon	1
Palm City, Unknown	1
Ocean City, Broward	1
Old Town, Gilchrist	1
Opa Locka, Polk	1
Orem, Sarasota	1
Orem, Unknown	1
Ridgewood, Broward	1
Riverview, Manatee	1
Rochester, Broward	1
Roseland, Palm Beach	1
Pompano Beach, Alachua	1
Porter Ranch, Dade	1
Raiford, Bradford	1
Ponte Vedra Beach, Orange	1
Port Orange , Volusia	1
Port Saint Lucie, Indian River	1
University Of Central Florida, Hillsborough	1
Wilbur By The Sea, Volusia	1
Willowbrook, Lee	1
Wilmington, Pasco	1
Westerville, Hillsborough	1
Wilton Manors, Dade	1
Winston Salem, Unknown	1
Winter Garden, Hillsborough	1
Woodland Hills, Brevard	1
Youngstown, Calhoun	1
Yulee, Duval	1
San Antonio, Dade	1
San Diego, Unknown	1
Republic, Monroe	1
Richmond, Palm Beach	1
Russellville, Hillsborough	1
Saint Augustine, Okaloosa	1
Steinhatchee, Alachua	1
Sandyport, Dade	1
Sanford, Palm Beach	1
Sebastian, Lake	1
Village Of Palm Springs, Palm Beach	1
Virginia Beach, Alachua	1
Webster, Pasco	1
Wekiva Springs, Orange	1
Union City, Bradford	1
University Of Central FI, Pasco	1
Tampa, Escambia	1

COVID-19: characteristics of 2,149,932 Florida resident cases

Data through Apr 21, 2021 verified as of Apr 22, 2021 at 09:25 AM

Data in this report are provisional and subject to change.

The table below includes the cities and counties of residence for cases in Florida residents based on the patient's ZIP Code. Note that city is not always received as part of the initial notification and may be missing while the case is being investigated.

City and county	Cases
Tampa, Manatee	1
Tangerine, Lake	1
Tavenier, Monroe	1
Opalocka, Dade	1
Orlando, Union	1
Ovido, Seminole	1
Oxford, Palm Beach	1
Oakland, Leon	1
Ocala, Alachua	1
Okeechobee, St. Lucie	1
North Canton, Palm Beach	1
Miamf, Dade	1
Miami G, Dade	1
Miami, Collier	1
Miami, St. Lucie	1
Marshall, Palm Beach	1
New Richmond, Volusia	1
Rio Dell, Volusia	1
Rochelle, Volusia	1
Port Saint Lucie, Orange	1
Princeton, Alachua	1
Provincetown, Collier	1
Panama City, Walton	1
Palm Coast, Duval	1
Perry, Leon	1
Perth Amboy, Monroe	1
Sarasota, Hillsborough	1
Saint Cloud, Lee	1
Saint Johns, Orange	1
San Antonio, Sarasota	1
San Antonio, Unknown	1
Sanford, Volusia	1
Shannon, Collier	1
Soddy Daisy, Broward	1
Soldotna, Broward	1
South Burlington, Orange	1
Spring Park, Alachua	1
Winter Park, Osceola	1
Wood River, Polk	1
Worcester, Palm Beach	1
Steinhatchee, Madison	1
Tamarac, Seminole	1
Tampa, Volusia	1
Tangerine, Seminole	1
Tewksbury, Orange	1
Umatilla, Alachua	1
University Of Central Florida, Monroe	1
Toms River, Dade	1
Wheaton, Lee	1
Winter Park, Alachua	1
Wilmington, Broward	1
Wesley Chapel, Alachua	1
Virginia Beach, Hernando	1
Waco, Broward	1
Washington, Broward	1
Fort Myers, Dade	1
Grassy Key, Monroe	1
Floral, Escambia	1
Jersey City, Polk	1

COVID-19: characteristics of 2,149,932 Florida resident cases

Data through Apr 21, 2021 verified as of Apr 22, 2021 at 09:25 AM

Data in this report are provisional and subject to change.

The table below includes the cities and counties of residence for cases in Florida residents based on the patient's ZIP Code. Note that city is not always received as part of the initial notification and may be missing while the case is being investigated.

City and county	Cases
Jamaica, Broward	1
Haverford, Hillsborough	1
Herrin, Orange	1
Jacksonville, Manatee	1
Gainesville, Baker	1
Gilmer, Dade	1
Haledon, Dade	1
Jupiter, Unknown	1
Kingsland, Duval	1
Kissimmee, Brevard	1
Lake In The Hills, Columbia	1
Lake Placid, Alachua	1
Lake Worth Beach, Broward	1
Lander, Citrus	1
Las Vegas, Orange	1
Los Angeles, Palm Beach	1
Marianna, Calhoun	1
Lemoyne, Manatee	1
Lawrence Township, Palm Beach	1
Lyndhurst, Broward	1
Magnolia Square, Osceola	1
Maitland, Alachua	1
Bronx, Broward	1
Carol Stream, Orange	1
Castleberry, Escambia	1
Buffalo, Palm Beach	1
Bryant, Alachua	1
Apo, Pasco	1
Apopka, Flagler	1
99, Unknown	1
Alanson, Bay	1
Aollywoss, Dade	1
Boca Raton, Unknown	1
Bohealia, Lee	1
Blowing Rock, Polk	1
Belleair, Hillsborough	1
Dorchester, Orange	1
Estero, Collier	1
Fanning Springs, Levy	1
Felton, Manatee	1
Deland, Polk	1
Cumberland, Palm Beach	1
Dade City, Hillsborough	1
Dallas, Lee	1
De Leon Springs, Putnam	1
Dearborn, Lee	1
Clear Brook, Lee	1
Charlotte, Pasco	1
Crestview, Holmes	1
College Station, Lake	1
Columbus, Brevard	1
Cookeville, Seminole	1
Venice, Unknown	1
Westbrook, Dade	1
Wichita, Volusia	1
Washington, Unknown	1
Wells, Polk	1
Zolfo Springs, Polk	1
Yukon, Broward	1

COVID-19: characteristics of 2,149,932 Florida resident cases

Data through Apr 21, 2021 verified as of Apr 22, 2021 at 09:25 AM

Data in this report are provisional and subject to change.

The table below includes the cities and counties of residence for cases in Florida residents based on the patient's ZIP Code. Note that city is not always received as part of the initial notification and may be missing while the case is being investigated.

City and county	Cases
Winder Garden, Orange	1
Windermere, Leon	1
Windermere, Osceola	1
Windermere, Seminole	1
Winter Garden, Broward	1
Winter Garden, Pinellas	1
Winter Park, Broward	1
Shelton, Manatee	1
Sarasota, Flagler	1
Saxis, Lee	1
Schenectady, Polk	1
Sebring, Lee	1
Saint Petersburg, St. Lucie	1
Sandford, Seminole	1
Rye, Duval	1
Saint Cloud, Unknown	1
Saint Johns, Unknown	1
Sun City Center, Hardee	1
Sodus, Charlotte	1
Spring Hill , Hernando	1
Spring Hill, Dade	1
Starke, Clay	1
Stone Mountain, Palm Beach	1
Tulsa, Orange	1
Tiffin, Highlands	1
Tallahassee, Duval	1
Tallahassee, Unknown	1
Tampa, Palm Beach	1
Tavares, Marion	1
Temple Terrace, Pasco	1
Port Everglades, Broward	1
Plantation, Orange	1
Pompano Beach, Martin	1
Peoria, Unknown	1
Potomac, Palm Beach	1
Rex, Duval	1
Orange City, Seminole	1
Orange Park , Duval	1
Orem, Broward	1
Orlando, Columbia	1
Orlando, Indian River	1
Orlando, Sarasota	1
Parker, Dade	1
Parker, Leon	1
Palm Coast, Polk	1
Oviedo, Brevard	1
Pacifica, Dade	1
New Orleans, Palm Beach	1
Newark, Broward	1
Newburgh, Bay	1
Old Town, Alachua	1
Omaha, Palm Beach	1
Ona, Manatee	1
Oooooo, Unknown	1
Ocoee, Osceola	1
Okeechobee, Broward	1
North Pole, Seminole	1
North Port, Lee	1
Navarre, Dade	1

COVID-19: characteristics of 2,149,932 Florida resident cases

Data through Apr 21, 2021 verified as of Apr 22, 2021 at 09:25 AM

Data in this report are provisional and subject to change.

The table below includes the cities and counties of residence for cases in Florida residents based on the patient's ZIP Code. Note that city is not always received as part of the initial notification and may be missing while the case is being investigated.

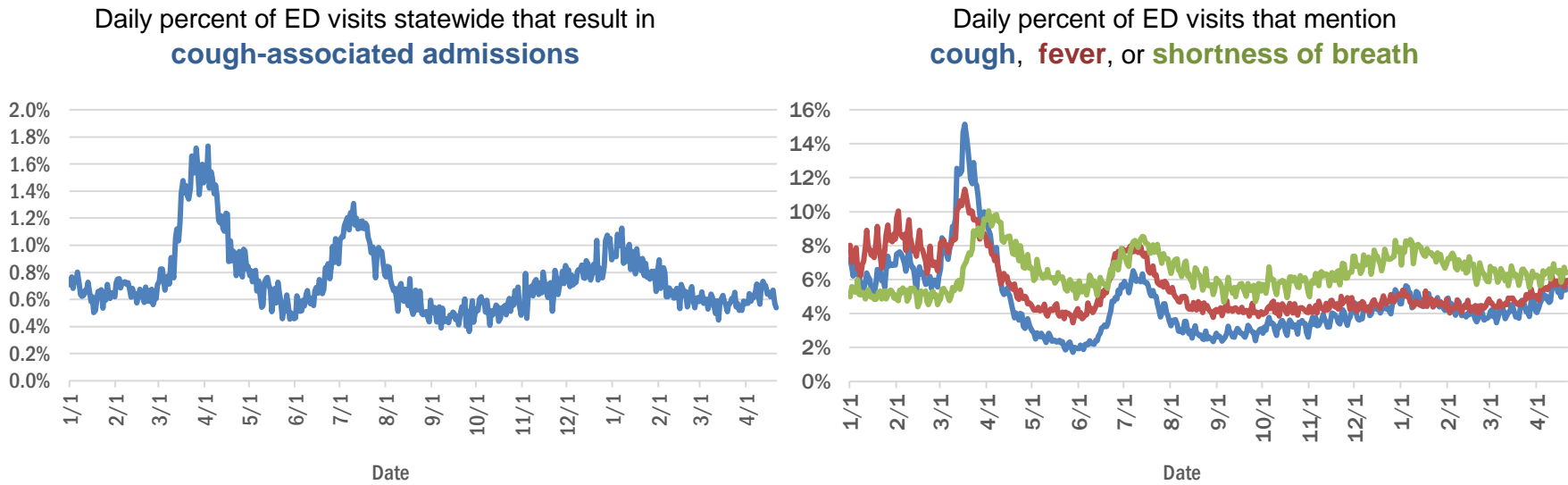
City and county	Cases
Middlesburg, Duval	1
Davenport, Orange	1
Daytona Beach, Unknown	1
Deland, St. Lucie	1
Deltona, Orange	1
Columbus, Dade	1
Conway, Leon	1
Coventry, Broward	1
Cuttler Bay, Dade	1
Cypress, Leon	1
East Hampton, Palm Beach	1
Fort Myers-, Lee	1
Fort Pierce, Unknown	1
Fort Myers, Manatee	1
Foley, Escambia	1
Altoona, Marion	1
Anaheim, Unknown	1
Argyle, Walton	1
Athens, Duval	1
Bogota, Orange	1
Bradenton, Dade	1
Bradenton, Osceola	1
Bridgeport, Dade	1
Bronx, Palm Beach	1
Cambridge, Broward	1
Clermont, Seminole	1
Clermont, Volusia	1
Clewiston, Glades	1
Cartersville, Unknown	1
Coconut Creek, Dade	1
Littleton, Dade	1
Los Angeles Ca, Unknown	1
Los Angeles, Hardee	1
Leesburg, Marion	1
Lehigh Acres, Dade	1
Lewisburg, Pasco	1
Largo, Unknown	1
Miami, Manatee	1
Miami Beach, Broward	1
Macdill Air Force Base, Hillsborough	1
Manchester, Okaloosa	1
Margate, Dade	1
Marshall, Dade	1
Mary Esther, Unknown	1
Medford, Palm Beach	1
Gainesville, Duval	1
Granada Hills, Broward	1
Guilford, Dade	1
Hailandale, Unknown	1
Harrison, Pinellas	1
Holly Ridge, Orange	1
Homeless, Polk	1
Homosassa, Hernando	1
Homossassa, Citrus	1
Jerusalem, St. Johns	1
Lake City, Hamilton	1
La Grange, Dade	1
Total	2,149,932

COVID-19: additional surveillance information

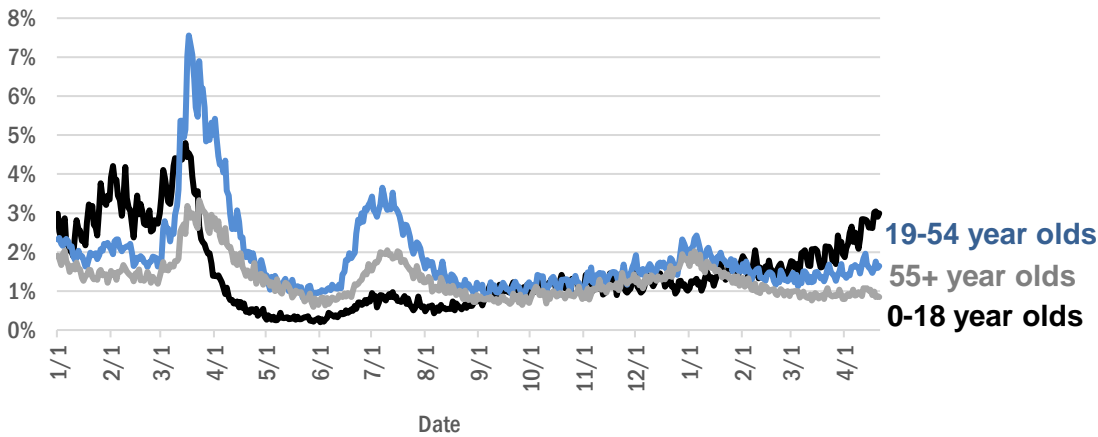
Data through Apr 21, 2021 verified as of Apr 22, 2021 at 09:25 AM

Data in this report are provisional and subject to change.

Statewide emergency department (ED) chief complaint and admission data



Daily percent of ED visits statewide that mention cough by age group



The Electronic Surveillance System for the Early Notification of Community-Based Epidemics (ESSENCE-FL) includes chief complaint data from 211 of 211 Florida EDs. Data are transmitted electronically to ESSENCE-FL daily or hourly.

COVID-19: testing by laboratory

Data through Apr 21, 2021 verified as of Apr 22, 2021 at 09:25 AM

Data in this report are provisional and subject to change.

The numbers in the table below represent the number of Florida and non-Florida residents for whom test results were received by the Department of Health. A person can be tested by more than one laboratory and can have both positive and negative results. **Therefore, the sum of the numbers in each column will be larger than the total number of people tested.**

Reporting lab	Inconclusive	Negative	Positive	Percent positive	Total
CURATIVE LABS	15,968	1,738,342	272,122	13%	2,026,432
LABORATORY CORPORATION OF AMERICA	2,628	1,682,927	229,092	12%	1,914,647
QUEST DIAGNOSTICS	12,174	1,413,833	207,915	13%	1,633,922
BIO REFERENCE LABORATORIES, INC	7,569	970,488	187,534	16%	1,165,591
HELIX	10,054	727,770	128,107	15%	865,931
REALTOX LABS LLC	6,883	621,508	102,260	14%	730,651
NOMI_HEALTH	3,367	551,278	76,764	12%	631,409
RCA LABORATORY SERVICES, LLC/GENETWORX		476,554	53,328	10%	529,882
GENETWORX	661	390,598	32,995	8%	424,254
PALM BEACH BALLPARK		353,851	40,080	10%	393,931
CDR MAGUIRE - HEALTH CARE CENTER		338,621	51,562	13%	390,183
PWNHEALTH	2,052	294,257	40,859	12%	337,168
IMPACT HEALTH BIOMETRIC TESTING, INC	1,047	232,415	28,093	11%	261,555
EAST FLORIDA STATE COLLEGE - BREVARD ☐		212,886	26,986	11%	239,872
BPHL-JACKSONVILLE	18	200,401	34,431	15%	234,850
ADVENTHEALTH LAB	99	184,399	23,706	11%	208,204
FULGENT DIAGNOSTICS LABORATORY	4,048	179,535	20,605	10%	204,188
NOMI HEALTH LAB SERVICES		172,679	19,991	10%	192,670
BPHL-MIAMI	225	162,294	27,318	14%	189,837
MAKO GENOMICS	8,233	146,520	27,028	15%	181,781
CB SMITH PARK		150,114	18,792	11%	168,906
MAYO CLINIC LABORATORIES	342	144,332	17,828	11%	162,502
BAYCARE LABORATORIES LLC	658	145,949	12,369	8%	158,976
ELABNETWORK	1,059	139,331	11,967	8%	152,357
AEGIS SCIENCES CORPORATION	1,289	128,724	20,934	14%	150,947
MEMORIAL REGIONAL HOSPITAL SOUTH	31	124,736	25,165	17%	149,932
ORLANDO HEALTH SYSTEM	686	130,890	13,271	9%	144,847
ASCENSION SACRED HEART HOSPITAL - PENSACOLA	2	118,408	18,107	13%	136,517
BIOCOLLECTIONS WORLDWIDE, INC	763	115,789	13,810	11%	130,362
NORTHWEST LABORATORY	247	121,118	6,478	5%	127,843
AKESOGEN		101,302	19,668	16%	120,970
TESTING MATTERS INC	1,143	100,082	18,503	15%	119,728
ADVENT HEALTH LAB	112	101,258	13,955	12%	115,325
MEDICAL DIAGNOSTIC LABORATORIES	977	98,610	14,221	12%	113,808
BPHL-TAMPA (SPECTRUM BLVD)	46	94,403	17,491	16%	111,940
UF HEALTH MEDICAL LAB	33	101,994	9,683	9%	111,710
TAMPA GENERAL HOSPITAL	4	100,029	9,581	9%	109,614
DIATHERIX LABORATORIES (VRL EUROFINs)	1	88,824	13,129	13%	101,954
BAPTIST HEALTH SOUTH FLORIDA	392	86,897	13,037	13%	100,326
KORVALABS, INC	1,285	91,983	4,713	5%	97,981
SUNPATH MEDICAL DIAGNOSTICS LABORATORY	841	79,688	12,327	13%	92,856
ASCENSION ST VINCENT'S - RIVERSIDE	2	75,499	10,457	12%	85,958
LAKELAND REGIONAL MEDICAL CENTER	223	73,002	9,428	11%	82,653
SOUTH MIAMI HOSPITAL LAB	465	71,903	10,092	12%	82,460
JACKSON MEMORIAL HOSPITAL CLINICAL LAB	79	69,180	12,111	15%	81,370
INGENIOUS PERSONALIZED MEDICINE	241	60,396	12,218	17%	72,855
UF HEALTH SHANDS HOSPITAL	526	66,353	4,746	7%	71,625

COVID-19: testing by laboratory

Data through Apr 21, 2021 verified as of Apr 22, 2021 at 09:25 AM

Data in this report are provisional and subject to change.

The numbers in the table below represent the number of Florida and non-Florida residents for whom test results were received by the Department of Health. A person can be tested by more than one laboratory and can have both positive and negative results. **Therefore, the sum of the numbers in each column will be larger than the total number of people tested.**

Reporting lab	Inconclusive	Negative	Positive	Percent positive	Total
AMERICAN HEALTH ASSOCIATES	9	63,774	5,305	8%	69,088
MINUTECLINIC LLC		57,267	9,785	15%	67,052
APPLIED INGENUITY DIAGNOSTICS LLC		61,252	3,100	5%	64,352
AIT LABORATORIES		55,126	6,787	11%	61,913
BAPTIST HEALTH - JACKSONVILLE	4	54,283	4,138	7%	58,425
GENESIS REFERENCE LABORATORIES		51,657	5,441	10%	57,098
ADVENTIST HEALTH SYSTEMS SUNBELT INC DBA		48,192	6,206	11%	54,398
ARUP LABORATORIES	16	50,109	2,927	6%	53,052
SARASOTA MEMORIAL HOSPITAL MAIN LAB	12	48,661	4,093	8%	52,766
TALLAHASSEE MEMORIAL HOSPITAL	241	46,884	5,601	11%	52,726
BROWARD GENERAL MEDICAL CENTER-CLINICAL LAB	2	45,928	5,029	10%	50,959
NICKLAUS CHILDREN'S HOSPITAL	74	44,762	5,695	11%	50,531
FLORIDA HOSPITAL - TAMPA	37	44,836	3,576	7%	48,449
DWIC OF TAMPA BAY INC		40,693	5,457	12%	46,150
VIRACOR EUROFINs		35,965	9,844	21%	45,809
AMELIA EARHART		38,688	6,368	14%	45,056
MEDFAST URGENT CARE CENTERS, LLC	20	38,760	5,868	13%	44,648
MILLENNIUM PHYSICIAN GROUP	17	37,062	7,267	16%	44,346
UNIVERSITY OF MIAMI HOSPITAL	153	39,320	3,928	9%	43,401
LEE HEALTH - CAPE CORAL HOSPITAL	3	37,018	5,936	14%	42,957
UF HEALTH JACKSONVILLE	59	37,438	4,225	10%	41,722
INTEGRATED REGIONAL LABORATORIES LLP	13	35,669	5,010	12%	40,692
ECCO LAB GROUP CO	539	34,783	4,742	12%	40,064
ORANGE COUNTY CONVENTION CENTER		33,330	3,718	10%	37,048
MOUNT SINAI MEDICAL CENTER	13	33,093	3,524	10%	36,630
NORTH FLORIDA REGIONAL MEDICAL CENTER		32,741	3,656	10%	36,397
WALGREENS	38	30,169	5,576	16%	35,783
MIAMI DADE COUNTY		32,091	3,527	10%	35,618
ST JOSEPHS HOSPITAL LABORATORY	23	31,259	3,910	11%	35,192
BRANDON REGIONAL HOSPITAL		31,129	4,041	11%	35,170
NIGHT LITE PEDIATRIC CENTER LLC		31,489	3,321	10%	34,810
STS LAB 2 LLC	6	32,078	1,752	5%	33,836
GENESIS MEDICAL LABORATORY	459	28,247	4,999	15%	33,705
JUPITER MEDICAL CENTER LAB	87	30,267	2,934	9%	33,288
JFK MEDICAL CENTER LAB	1	28,137	3,548	11%	31,686
PALMETTO GENERAL HOSPITAL LAB	3	26,051	5,024	16%	31,078
HOLY CROSS HOSPITAL CLINICAL LAB	1	28,178	2,656	9%	30,835
WATSON CLINIC LLP		24,682	5,730	19%	30,412
AVENTUS BIO LABS	16	25,656	3,565	12%	29,237
MIAMI BEACH CONVENTION CENTER		25,416	2,040	7%	27,456
MALABAR MEDICAL WALK IN CLINIC	1	22,935	4,481	16%	27,417
INFINITY BIOLOGIX LLC (GINKO BIOWORKS)	112	25,915	1,221	4%	27,248
HEALTHLINK DIAGNOSTIC LABORATORIES	296	24,466	2,450	9%	27,212
CLEVELAND CLINIC TRADITION HOSPITAL		24,308	1,919	7%	26,227

COVID-19: testing by laboratory

Data through Apr 21, 2021 verified as of Apr 22, 2021 at 09:25 AM

Data in this report are provisional and subject to change.

The numbers in the table below represent the number of Florida and non-Florida residents for whom test results were received by the Department of Health. A person can be tested by more than one laboratory and can have both positive and negative results. **Therefore, the sum of the numbers in each column will be larger than the total number of people tested.**

Reporting lab	Inconclusive	Negative	Positive	Percent positive	Total
CLEVELAND CLINIC HOSPITAL LAB	4	23,360	2,576	10%	25,940
ACCESS DX LABORATORY	229	23,389	2,134	8%	25,752
MORTON PLANT HOSPITAL-ADLER INSTITUTE	26	22,496	2,773	11%	25,295
SAINT MARY'S MEDICAL CENTER	26	21,716	2,417	10%	24,159
LAB DIAGNOSTICS LLC	397	18,303	5,370	22%	24,070
DRS CLACK SPENCER WHITE & MCCORMACK PA D/B/A		21,756	2,138	9%	23,894
PANCARE OF FLORIDA INC		21,018	2,538	11%	23,556
UNITED CLINICAL LABORATORY LLC	3	20,758	2,717	12%	23,478
BAYFRONT HEALTH - ST PETERSBURG	17	19,955	2,622	12%	22,594
STATLAB_MOBILE	1	20,509	2,061	9%	22,571
NAPLES COMMUNITY HOSPITAL	74	19,926	2,064	9%	22,064
PATIENTS FIRST LAKE ELLA MEDICAL CENTER PA		18,289	3,305	15%	21,594
ADVENT HEALTH - DAYTONA BEACH	32	18,890	1,754	8%	20,676
EXACT SCIENCES LABORATORIES	1	18,177	2,308	11%	20,486
LEESBURG REGIONAL MEDICAL CENTER		17,923	2,444	12%	20,367
OSCEOLA REGIONAL MEDICAL CENTER	1	17,823	2,467	12%	20,291
HOMESTEAD HOSPITAL CLINICAL LABORATORY	27	16,676	3,515	17%	20,218
CLARITY LAB SOLUTIONS	108	17,975	2,108	10%	20,191
SYNERGY DIAGNOSTIC LABORATORY	98	17,337	2,387	12%	19,822
NORTHWEST MEDICAL CENTER	1	17,170	2,363	12%	19,534
MEMORIAL HOSPITAL JACKSONVILLE	8	16,635	2,864	15%	19,507
LAWNWOOD REGIONAL MEDICAL CENTER	1	16,553	2,394	13%	18,948
VISTA CLINICAL DIAGNOSTICS	491	16,243	2,033	11%	18,767
ORANGE PARK MEDICAL CENTER	9	15,897	2,807	15%	18,713
BETHESDA HOSPITAL EAST		16,781	1,643	9%	18,424
INDIAN RIVER PATHOLOGY LLC		17,012	1,310	7%	18,322
OAK HILL HOSPITAL		16,252	1,974	11%	18,226
DELRAY MEDICAL CENTER LAB	3	16,298	1,780	10%	18,081
MEMORIAL REGIONAL HOSPITAL CLINICAL LABORATORY	10	16,500	1,086	6%	17,596
HEALTH CENTER AT SINAI RESIDENCES		16,926	506	3%	17,432
WEST KENDALL BAPTIST HOSPITAL	14	14,182	3,196	18%	17,392
ADVENTHEALTH CENTRA CARE LAKE BUENA VISTA		15,167	2,070	12%	17,237
BAPTIST HEALTH - SOUTH		15,886	1,298	8%	17,184
BIOCERNA LABS	461	14,582	2,112	12%	17,155
ACCESS MEDICAL LABORATORIES	4	8,756	8,334	49%	17,094
LABS ASAP LLC		15,309	1,540	9%	16,849
THE HEALTHCARE DISTRICT OF PALM BEACH COUNTY	51	14,633	2,063	12%	16,747
LARGO MEDICAL CENTER		14,923	1,778	11%	16,701
NEMOURS CHILDRENS HOSPITAL	1	15,709	976	6%	16,686
MEDRITE MEDICAL CARE, PC	6,840	8,930	874	5%	16,644
WINTER HAVEN HOSPITAL CLINICAL LABORATORY	4	14,137	2,500	15%	16,641
MOLECULAR INFECTIOUS DISEASES	638	15,115	709	4%	16,462
FULGENT DIAGNOSTICS	171	15,202	998	6%	16,371
WELLINGTON REGIONAL MED CTR LAB	6	14,468	1,799	11%	16,273
MEDICAL CENTER OF TRINITY CLINICAL LABORATORY	2	14,490	1,645	10%	16,137

COVID-19: testing by laboratory

Data through Apr 21, 2021 verified as of Apr 22, 2021 at 09:25 AM

Data in this report are provisional and subject to change.

The numbers in the table below represent the number of Florida and non-Florida residents for whom test results were received by the Department of Health. A person can be tested by more than one laboratory and can have both positive and negative results. **Therefore, the sum of the numbers in each column will be larger than the total number of people tested.**

Reporting lab	Inconclusive	Negative	Positive	Percent positive	Total
UHEALTH CORAL GABLES/LENNAR MED CTR	53	14,857	1,085	7%	15,995
PALMS WEST HOSPITAL LAB	2	13,876	2,105	13%	15,983
BAPTIST HEALTHCARE - BAPTIST HOSPITAL	6	12,669	3,287	21%	15,962
PRIVA PATH LABS	81	14,731	1,009	6%	15,821
LEE HEALTH - LEE MEMORIAL HOSPITAL		12,070	3,723	24%	15,793
NATIONWIDE LABORATORY SERVICES INC	541	13,214	1,799	12%	15,554
WEST FLORIDA HOSPITAL LAB	1	12,324	3,126	20%	15,451
MERCY HOSPITAL A CAMPUS OF PLANTATION GEN HOSP LAB	1	12,961	2,278	15%	15,240
WESTSIDE REGIONAL MED CTR	2	13,001	2,209	15%	15,212
GOOD SAMARITAN MEDICAL CENTER LAB	2	13,222	1,888	12%	15,112
CARDIOPATH	84	12,952	1,907	13%	14,943
REGIONAL MEDCIAL CENTER BAYONET POINT	2	13,704	1,188	8%	14,894
NONA SCIENTIFIC	5	11,535	3,168	22%	14,708
THE VILLAGES REGIONAL HOSPITAL		13,241	1,417	10%	14,658
INDIAN RIVER MEDICAL CENTER LAB		13,669	852	6%	14,521
GULF COAST MEDICAL CENTER MICROLAB		11,365	3,015	21%	14,380
AVENTURA HOSPITAL LAB		11,489	2,610	19%	14,099
CORAL GABLES HOSPITAL CLINICAL LABORATORY		11,925	2,077	15%	14,002
BAPTIST HEALTH SOUTH FLORIDA - WEST KENDALL URGENT CARE		11,501	2,254	16%	13,755
CAPITAL REGIONAL MEDICAL CTR		11,170	2,465	18%	13,635
BLAKE MEDICAL CENTER		11,987	1,598	12%	13,585
WEST BOCA MEDICAL CENTER LAB		12,592	980	7%	13,572
PRECISION HEALTH RESOURCES LLC		12,654	882	7%	13,536
HALIFAX MEDICAL CENTER LAB	38	11,465	1,998	15%	13,501
MANATEE MEMORIAL HOSPITAL		12,135	1,101	8%	13,236
LEE HEALTH - HEALTH PARK MEDICAL CENTER		11,172	2,053	16%	13,225
ST ANTHONY'S HOSPITAL LAB	30	11,505	1,625	12%	13,160
PALM BEACH GARDENS MEDICAL CTR LAB		11,725	1,263	10%	12,988
GENOVA DIAGNOSTICS LABORATORY	70	11,347	1,120	9%	12,537
ST JOSEPHS HOSPITAL	18	10,697	1,809	14%	12,524
FLORIDA LABORATORY ANALYSIS		10,978	1,537	12%	12,515
PLANTATION GENERAL HOSPITAL		10,586	1,909	15%	12,495
PHYSICIANS REGIONAL MEDICAL CENTER - PINE RIDGE RD	1	11,227	1,251	10%	12,479
LAKE CITY MEDICAL CENTER		10,127	2,311	19%	12,438
PATHNOSTICS	45	9,920	2,456	20%	12,421
FLORIDA HOSPITAL HEARTLAND MED CTR CLINICAL LAB	33	10,826	1,527	12%	12,386
CernerELR_Advent		10,823	1,500	12%	12,323
LARKIN COMMUNITY HOSPITAL	10	10,617	1,561	13%	12,188
LEE DAVIS COMMUNITY RESOURCE CENTER		10,374	1,800	15%	12,174
LAKE CITY HM		11,147	988	8%	12,135
BINAXNOW	9	9,181	2,907	24%	12,097
PWN HEALTH	17	9,953	2,080	17%	12,050
FLORIDA MEDICAL CENTER - A CAMPUS OF NORTH SHORE	2	10,508	1,443	12%	11,953
FLORIDA HOSPITAL WATERMAN LABORATORY	70	10,997	863	7%	11,930
COAST DIAGNOSTICS LLC	47	10,528	1,263	11%	11,838
ADVENTHEALTH CENTRA CARE WATERFORD LAKES		9,858	1,945	16%	11,803
CENTRAL FLORIDA REGIONAL HOSPITAL		10,514	1,241	11%	11,755

COVID-19: testing by laboratory

Data through Apr 21, 2021 verified as of Apr 22, 2021 at 09:25 AM

Data in this report are provisional and subject to change.

The numbers in the table below represent the number of Florida and non-Florida residents for whom test results were received by the Department of Health. A person can be tested by more than one laboratory and can have both positive and negative results. **Therefore, the sum of the numbers in each column will be larger than the total number of people tested.**

Reporting lab	Inconclusive	Negative	Positive	Percent positive	Total
EXPRESS GENE MOLECULAR DIAGNOSTICS LABORATORY	1	10,175	1,546	13%	11,722
ST MARKS HOSPITAL LABORATORY B	78	10,627	1,002	9%	11,707
VIKOR SCIENTIFIC	49	9,713	1,858	16%	11,620
ADVENT HEALTH - WESLEY CHAPEL	14	10,495	1,092	9%	11,601
DOCTORS HOSPITAL	7	9,723	1,817	16%	11,547
MEASE COUNTRYSIDE LAB	14	10,232	1,297	11%	11,543
NORTHSIDE HOSPITAL AND HEART INSTITUTE		10,375	1,132	10%	11,507
FAU		10,514	948	8%	11,462
JOHNS HOPKINS ALL CHILDREN'S HOSPITAL		10,621	709	6%	11,330
CORAL SPRINGS MED CTR		10,176	1,107	10%	11,283
AMERICAN FAMILY CARE	1	6,718	4,531	40%	11,250
SARKIS CLINICAL TRIALS	25	9,860	1,349	12%	11,234
FLORIDA HOSPITAL DELAND	10	9,831	1,324	12%	11,165
HEALTHQUEST ESOTERICS		9,522	1,602	14%	11,124
BAPTIST HEALTH SOUTH FLORIDA - COUNTRY WALK URGENT CARE		9,140	1,935	17%	11,075
LEON MEDICAL CENTERS LLC		8,809	2,210	20%	11,019
ADVENTHEALTH CENTRA CARE ST CLOUD	1	9,332	1,546	14%	10,879
NCF DIAGNOSTICS & DNA TECHNOLOGIES LAB	167	10,103	544	5%	10,814
WEST PALM HOSPITAL LAB		9,955	825	8%	10,780
SYNERGY LABORATORIES	34	9,321	1,191	11%	10,546
GENE BY GENE, GENOMICS RESEARCH CENTER LAB	44	9,779	654	6%	10,477
LARKIN COMMUNITY HOSPITAL INC DBA CARDIOTROPIC		6,819	3,620	35%	10,439
LABSTAT LLC	23	9,880	479	5%	10,382
H LEE MOFFITT CANCER CENTER LABORATORY	3	9,973	267	3%	10,243
MEDARBOR DIAGNOSTICS	1	9,060	1,153	11%	10,214
OCALA REGIONAL MEDICAL CENTER		8,956	1,257	12%	10,213
FLORIDA HOSPITAL FLAGLER	29	9,226	940	9%	10,195
AVECINA MEDICAL	4	6,205	3,932	39%	10,141
BROWARD HEALTH NORTH CLINICAL LABORATORY		8,990	1,119	11%	10,109
P4 CLINICAL, LLC	205	8,738	973	10%	9,916
NORTH SHORE MEDICAL CENTER		8,265	1,619	16%	9,884
SRQ DRIVE THROUGH☐		8,944	905	9%	9,849
FLORIDA HOSPITAL OF CARROLLWOOD	23	8,401	1,372	14%	9,796
AVECINA	20	9,008	705	7%	9,733
LEE HEALTH - GULF COAST MEDICAL CENTER	2	7,933	1,784	18%	9,719
FLORIDA HOSPITAL ZEPHYRHILLS	10	8,611	1,082	11%	9,703
PALM BEACH BALL PARK		8,607	1,030	11%	9,637
BOSTON HEART DIAGNOSTICS CORP		8,424	1,209	13%	9,633
ADVENTHEALTH CENTRA CARE CLERMONT		8,155	1,306	14%	9,461
SANTA ROSA MEDICAL CENTER	2	7,898	1,520	16%	9,420
INDIAN RIVER MEDICAL CENTER		8,334	1,086	12%	9,420
ADVENTHEALTH CENTRA CARE UNIVERSITY	1	8,310	1,094	12%	9,405
NCH DOWNTOWN NAPLES HOSPITAL	17	8,623	761	8%	9,401
BAPTIST HEALTH - BEACHES		8,673	676	7%	9,349
FLORIDA HOSPITAL Ocala		8,272	1,061	11%	9,333
ANNE BATES LEACH EYE HOSPITAL/ ABLEH MICROBIOLOGY LABORATORY	9	9,173	129	1%	9,311
ADVENTHEALTH CENTRA CARE WINTER PARK		8,245	961	10%	9,206

COVID-19: testing by laboratory

Data through Apr 21, 2021 verified as of Apr 22, 2021 at 09:25 AM

Data in this report are provisional and subject to change.

The numbers in the table below represent the number of Florida and non-Florida residents for whom test results were received by the Department of Health. A person can be tested by more than one laboratory and can have both positive and negative results. **Therefore, the sum of the numbers in each column will be larger than the total number of people tested.**

Reporting lab	Inconclusive	Negative	Positive	Percent positive	Total
ADVENTHEALTH CENTRA CARE WINTER GARDEN	1	8,124	1,059	12%	9,184
INFORM DIAGNOSTICS, INC		8,598	516	6%	9,114
BAPTIST HEALTH SOUTH FLORIDA - MIAMI LAKES URGENT CARE		7,164	1,940	21%	9,104
CLEVELAND CLINIC MARTIN SOUTH HOSPITAL	1	8,087	967	11%	9,055
CLEVELAND CLINIC MARTIN NORTH HOSPITAL		8,067	967	11%	9,034
MEMORIAL HOSPITAL WEST LABORATORY SERVICES	14	8,189	802	9%	9,005
CERNERELR_BAYCARE	43	8,320	616	7%	8,979
BAYCARE COMMUNITY HEALTH		8,773	199	2%	8,972
SOUTH BAY HOSPITAL CLINICAL LAB	1	7,963	943	11%	8,907
MEMORIAL HOSPITAL MICRO		8,316	584	7%	8,900
NCH NORTH NAPLES HOSPITAL	9	7,920	816	9%	8,745
ST LUCIE MEDICAL CENTER		7,132	1,599	18%	8,731
ADVENTHEALTH CENTRA CARE LAKELAND	1	7,522	1,189	14%	8,712
KD MEDICAL CHOICE LLC	5	7,929	770	9%	8,704
PARAMOUNT URGENT CARE	4	5,273	3,410	39%	8,687
POINCIANA MEDICAL CENTER		6,798	1,821	21%	8,619
WEST MARION COMMUNITY HOSPITAL LAB		7,144	1,369	16%	8,513
ADVENTHEALTH CENTRA CARE LEE ROAD		7,534	908	11%	8,442
AVECINA MEDICAL OAKLEAF	3	6,977	1,330	16%	8,310
LAKEWOOD RANCH MEDICAL CENTER		7,652	649	8%	8,301
ISPM LABS, LLC DBA CAPSTONE DIAGNOSTICS, LLC		7,900	399	5%	8,299
FLORIDA HOSPITAL FISH MEMORIAL	19	7,051	1,220	15%	8,290
QDX PATHOLOGY SERVICES	2	7,826	421	5%	8,249
ADVENTHEALTH CENTRA CARE HUNTERS CREEK	3	7,123	1,101	13%	8,227
CERNERELR_BAPTISTMIAMI	31	7,313	862	11%	8,206
ATLANTIS URGENT CARE	12	6,373	1,746	21%	8,131
LEE HEALTH CONVENIENT CARE - PAGE FIELD		7,213	898	11%	8,111
ADVENTHEALTH CENTRA CARE SANFORD		7,095	983	12%	8,078
MORTON PLANT-MEASE	5	7,263	791	10%	8,059
ADVENTHEALTH CENTRA CARE DR PHILLIPS		7,214	802	10%	8,016
BAYFRONT HEALTH - PORT CHARLOTTE		7,364	614	8%	7,978
ARCPOINT LABS OF FORT MYERS	5	6,988	939	12%	7,932
BAPTIST HEALTH SOUTH FLORIDA - WESTCHESTER URGENT CARE		6,506	1,392	18%	7,898
ADVENTHEALTH CENTRA CARE LAKE MARY	2	6,778	1,014	13%	7,794
HIALEAH HOSPITAL	4	6,045	1,703	22%	7,752
EMERALD COAST URGENT CARE		6,085	1,657	21%	7,742
ADVENTHEALTH CENTRA CARE APOPKA	1	6,631	1,108	14%	7,740
ADVENTHEALTH CENTRA CARE MOUNT DORA		6,498	1,163	15%	7,661
ADVENTIST HEALTH SYSTEMS, SUNBELT INC		6,606	1,040	14%	7,646
BAPTIST HEALTH SOUTH FLORIDA - DORAL URGENT CARE		6,118	1,482	20%	7,600
NCH NORTH NAPLES HOSPITAL LAB	15	6,733	830	11%	7,578
SPORTS DRUG TESTING LABORATORY	130	7,242	201	3%	7,573
ADVENTHEALTH CENTRA CARE KISSIMMEE		6,791	767	10%	7,558
OVIDO MEDICAL CENTER		6,703	754	10%	7,457
MINUTECLINIC LLC		6,341	1,100	15%	7,441
EGLIN AIR FORCE BASE	14	5,713	1,704	23%	7,431
BAPTIST HEALTH - NASSAU		6,999	366	5%	7,365

COVID-19: testing by laboratory

Data through Apr 21, 2021 verified as of Apr 22, 2021 at 09:25 AM

Data in this report are provisional and subject to change.

The numbers in the table below represent the number of Florida and non-Florida residents for whom test results were received by the Department of Health. A person can be tested by more than one laboratory and can have both positive and negative results. **Therefore, the sum of the numbers in each column will be larger than the total number of people tested.**

Reporting lab	Inconclusive	Negative	Positive	Percent positive	Total
COMMUNITY HEALTH CENTERS OF PINELLAS INC	2	5,894	1,370	19%	7,266
MEDEXPRESS URGENT CARE OF BOYNTON BEACH LLC		6,663	592	8%	7,255
HOLIDAY CVS LLC		6,796	394	5%	7,190
UNIVERSITY HOSPITAL AND MEDICAL CENTER		5,805	1,351	19%	7,156
ADVENTHEALTH CENTRA CARE ALTAMONTE		6,251	903	13%	7,154
MEDEXPRESS URGENT CARE	2	4,958	2,187	31%	7,147
IMPERIAL POINT MEDICAL CENTER		6,495	624	9%	7,119
EMPIRE CITY LABORATORIES INC	91	6,015	994	14%	7,100
ST PETERSBURG GENERAL HOSPITAL		6,044	1,029	15%	7,073
ADVENTHEALTH EXPRESS CARE		5,843	1,217	17%	7,060
SUNCOAST PATHOLOGY ASSOCIATES		6,460	599	8%	7,059
AVERO DIAGNOSTICS - IRVING	11	6,552	476	7%	7,039
DYNIX DIAGNOSTIX		6,291	672	10%	6,963
MEDEXPRESS URGENT CARE HUDSON		5,944	973	14%	6,917
UNKNOWN	5	3,531	3,356	49%	6,892
LUMINUS DIAGNOSTICS		6,284	558	8%	6,842
ACUTIS DIAGNOSTICS	171	5,466	1,132	17%	6,769
CLINICAL REFERENCE LABORATORY	2	6,395	348	5%	6,745
ADVENTHEALTH CENTRA CARE AZALEA PARK		5,763	969	14%	6,732
ST JOSEPHS NORTH HOSPITAL LAB	7	5,728	994	15%	6,729
FORT WALTON BEACH MEDICAL CENTER		5,726	933	14%	6,659
AHCC WESLEY CHAPEL		5,873	774	12%	6,647
VISTA CLINICAL	8	3,893	2,717	41%	6,618
ADVENT HEALTH - HEART OF FLORIDA ER	1	5,702	891	14%	6,594
ADVENTHEALTH CENTRA CARE OVIEDO		5,658	925	14%	6,583
SOLARIS DIAGNOSTICS	11	5,953	591	9%	6,555
MINUTECLINIC LLC #1067		5,614	905	14%	6,519
WELLINGTON REGIONAL MEDICAL CENTER		5,969	531	8%	6,500
FLORIDA HOSPITAL NORTH PINELLAS	11	5,963	521	8%	6,495
HOLMES REG MED CENTER CLINICAL LAB		5,757	701	11%	6,458
MINUTECLINIC LLC #8396		5,411	946	15%	6,357
MINUTECLINIC		5,402	922	15%	6,324
ANGEL KIDS PEDIATRICS		5,978	341	5%	6,319
FLORIDA COMMUNITY HEALTH CENTER		5,085	1,233	20%	6,318
MICROGEN DX	4	5,582	724	11%	6,310
MINUTECLINIC LLC #3703		5,100	1,161	19%	6,261
BAPTIST HEALTH SOUTH FLORIDA - PEMBROKE PINES URGENT CARE		5,179	1,077	17%	6,256
NORTHWEST FLORIDA COMMUNITY HOSPITAL	47	4,731	1,461	23%	6,239
ADVENTHEALTH CENTRA CARE LONGWOOD		5,339	784	13%	6,123
DOCTORS URGENT CARE LLC	1	4,992	1,123	18%	6,116
PUTNAM COMMUNITY MEDICAL CENTER		5,324	755	12%	6,079
ADVENTHEALTH CENTRA CARE SOUTH ORANGE		5,214	855	14%	6,069
PARAMOUNT URGENT CARE INC	1	3,747	2,304	38%	6,052
PRO CLINIC		4,906	1,086	18%	5,992
FLORIDA FAMILY LABORATORY, INC DBA	46	5,476	460	8%	5,982
ADVENTHEALTH CENTRA CARE ORANGE LAKE		5,204	746	13%	5,950
DOCTORS URGENT CARE OF LUTZ LLC	1	4,808	1,132	19%	5,941

COVID-19: testing by laboratory

Data through Apr 21, 2021 verified as of Apr 22, 2021 at 09:25 AM

Data in this report are provisional and subject to change.

The numbers in the table below represent the number of Florida and non-Florida residents for whom test results were received by the Department of Health. A person can be tested by more than one laboratory and can have both positive and negative results. **Therefore, the sum of the numbers in each column will be larger than the total number of people tested.**

Reporting lab	Inconclusive	Negative	Positive	Percent positive	Total
LABORATORY OF FLORIDA LLC	41	5,383	511	9%	5,935
BAYFRONT HEALTH - VENICE REGIONAL MEDICAL	1	5,374	537	9%	5,912
COASTAL MED URGENT CARE		4,350	1,562	26%	5,912
SOUTH FLORIDA BAPTIST HOSPITAL MICRO	4	4,915	988	17%	5,907
ADVENTHEALTH CENTRA CARE PORT ORANGE		4,960	928	16%	5,888
RAULERSON HOSPITAL		5,004	856	15%	5,860
PHARMCO RX	2	5,511	316	5%	5,829
ALTRU DIAGNOSTICS INC	5	5,601	221	4%	5,827
URGENT CARE OF THE PALM BEACHES		4,830	991	17%	5,821
HEALTH FIRST ADVENTHEALTH CENTRA CARE - TITUSVILLE		4,906	881	15%	5,787
ADVENTHEALTH CENTRA CARE SAND LAKE		5,138	629	11%	5,767
PEDIATRIC HEALTH CARE ALLIANCE PA		5,224	480	8%	5,704
MEDEXPRESS URGENT CARE - GOLDEN GATE		4,998	678	12%	5,676
MEDEXPRESS URGENT CARE - ROYAL PALM BEACH		5,043	624	11%	5,667
MEDEXPRESS URGENT CARE - ESTERO		5,030	596	11%	5,626
SUNRISE MEDICAL LABORATORIES	2	5,213	405	7%	5,620
MEDCOMP SCIENCES LLC	126	3,433	2,037	36%	5,596
ADVENTHEALTH CENTRA CARE LEESBURG		4,573	1,021	18%	5,594
MINUTE CLINIC LLC		4,841	748	13%	5,589
BAPTIST HEALTH - NORTH		4,444	1,121	20%	5,565
MEDICAL DNA LABS LLC	3	5,074	487	9%	5,564
PALMS OF PASADENA HOSPITAL		4,973	576	10%	5,549
URGENT CARE CURE	2	4,754	765	14%	5,521
BAPTIST HEALTH SOUTH FLORIDA - KENDALE LAKES URGENT CARE		4,426	1,047	19%	5,473
GENOSUR LLC	18	5,356	78	1%	5,452
TROPICANA FIELD - LOT 2	19	4,935	494	9%	5,448
BAPTIST HEALTH SOUTH FLORIDA - CORAL SPRINGS URGENT CARE		4,658	773	14%	5,431
ESCAMBIA COMMUNITY CLINICS INC	8	4,118	1,299	24%	5,425
DOCTORS HOSPITAL OF SARASOTA CLINICAL LABORATORY		4,728	679	13%	5,407
MEDEXPRESS URGENT CARE PALM BEACH GARDENS		4,894	494	9%	5,388
WESTCHESTER HOSPITAL	23	4,369	975	18%	5,367
HEALTH FIRST ADVENTHEALTH CENTRA CARE GATEWAY	1	4,819	541	10%	5,361
THE CENTER FOR URGENT CARE	3	4,478	879	16%	5,360
BAPTIST HEALTH SOUTH FLORIDA - TAMIAMO TRAIL URGENT CARE		4,306	1,043	19%	5,349
TALLAHASSEE PRIMARY CARE ASSOCIATES		4,667	607	12%	5,274
MARTIN HOSPITAL SOUTH LAB		4,966	293	6%	5,259
PARAMOUNT URGENT CARE - WINDERMERE	2	3,480	1,771	34%	5,253
TRINITY SPRINGS		4,436	729	14%	5,165
MINUTECLINIC LLC # 0709		4,311	809	16%	5,120
MEDEXPRESS URGENT CARE - LAKELAND		4,464	629	12%	5,093
BAPTIST HEALTH SOUTH FLORIDA - PINECREST URGENT CARE		4,355	722	14%	5,077
BAPTIST HEALTH SOUTH FLORIDA - CORAL GABLES URGENT CARE		4,206	856	17%	5,062
BAPTIST HEALTH SOUTH FLORIDA - CORAL GABLES (UNIVERSITY) URGENT CARE		4,339	709	14%	5,048
BAYFRONT HEALTH - SEVEN RIVERS		4,577	443	9%	5,020
BAPTIST HEALTH SOUTH FLORIDA - PALMETTO BAY URGENT CARE		4,118	796	16%	4,914
BETHESDA HOSPITAL WEST		4,392	499	10%	4,891
ADVENTHEALTH PROMPT CARE	2	3,584	1,282	26%	4,868

COVID-19: testing by laboratory

Data through Apr 21, 2021 verified as of Apr 22, 2021 at 09:25 AM

Data in this report are provisional and subject to change.

The numbers in the table below represent the number of Florida and non-Florida residents for whom test results were received by the Department of Health. A person can be tested by more than one laboratory and can have both positive and negative results. **Therefore, the sum of the numbers in each column will be larger than the total number of people tested.**

Reporting lab	Inconclusive	Negative	Positive	Percent positive	Total
BAYFRONT HEALTH - BROOKSVILLE		4,324	527	11%	4,851
QUICK CARE MED PL	2	4,100	737	15%	4,839
ASCENSION SACRED HEART - EMERALD COAST		3,973	771	16%	4,744
HIGHLANDS REGIONAL MEDICAL CENTER		3,898	844	18%	4,742
FLAGLER HOSPITAL LABORATORY	8	3,654	1,073	23%	4,735
MEASE DUNEDIN HOSPITAL	5	4,202	512	11%	4,719
ADVENTHEALTH CENTRA CARE COLONIAL TOWN	2	4,152	512	11%	4,666
MEDIPATH LLC		4,128	505	11%	4,633
PREMIER URGENT CARE OF BREVARD LLC	4	4,044	578	12%	4,626
VENTURE MEDICAL OF FLORIDA LLC		4,265	351	8%	4,616
BAYFRONT HEALTH - SPRING HILL		4,230	385	8%	4,615
NIGHT LITE PEDIATRICS	4	3,346	1,260	27%	4,610
BAYFRONT HEALTH - PUNTA GORDA		4,251	349	8%	4,600
MOFFITT CANCER CENTER	6	4,488	100	2%	4,594
PREMIER MEDICAL	2	4,492	94	2%	4,588
DESOTO MEMORIAL HOSPITAL	3	3,751	789	17%	4,543
ADVENTHEALTH CENTRA CARE WINTER HAVEN	1	3,383	1,105	25%	4,489
TWIN CITIES HOSPITAL	1	3,947	522	12%	4,470
MINUTECLINIC LLC #3463		3,725	744	17%	4,469
HOLIDAY CVS LLC DBA CVS PHARMACY #5154		4,351	118	3%	4,469
ENGLEWOOD COMMUNITY HOSPITAL		4,052	392	9%	4,444
MEMORIAL HOSPITAL- MIRAMAR	12	4,107	321	7%	4,440
ADVENTIST HEALTH SYSTEMS SUNBELT IN DBA		3,919	511	12%	4,430
US BIOTEK LABORATORIES	15	4,003	369	8%	4,387
GENESIS DIAGNOSTICS		4,136	251	6%	4,387
ACCU REFERENCE MEDICAL LAB	9	3,565	799	18%	4,373
MEDEXPRESS URGENT CARE CAPE CORAL		3,749	623	14%	4,372
PALMS MEDICAL GROUP	5	2,980	1,381	32%	4,366
SPECTOR SCIENTIFIC LAB	15	3,336	991	23%	4,342
MINUTECLINIC LLC #3631		3,687	643	15%	4,330
BAYA PHARMACY & URGENT CARE		3,197	1,118	26%	4,315
DOCTORS TEST CENTERS		3,821	489	11%	4,310
MINUTECLINIC LLC 5852		3,684	608	14%	4,292
LAKESIDE MEDICAL CENTER		3,444	848	20%	4,292
AMELIA URGENT CARE		2,647	1,629	38%	4,276
MINUTECLINIC LLC #5253		3,537	731	17%	4,268
ADVENTHEALTH CENTRA CARE		3,713	462	11%	4,175
MINUTECLINIC LLC #5249		3,405	765	18%	4,170
BAYFRONTVENICEREGIONAL		4,012	139	3%	4,151
MEDEXPRESS URGENT CARE LEHIGH ACRES		3,508	564	14%	4,072
NIGHT LITE PEDIATRICS URGENT CARE	1	3,417	649	16%	4,067
MINUTECLINIC LLC #5190		3,325	722	18%	4,047
MINUTECLINIC LLC #5854		3,308	685	17%	3,993
MINUTECLINIC LLC #3662		3,357	605	15%	3,962
BAPTIST HEALTH SOUTH FLORIDA - DAVIE URGENT CARE		3,248	708	18%	3,956
MINUTECLINIC LLC # 3930		3,303	562	15%	3,865
MC DIAGNOSTIC OF CONNECTICUT, PC #2220		3,326	533	14%	3,859

COVID-19: testing by laboratory

Data through Apr 21, 2021 verified as of Apr 22, 2021 at 09:25 AM

Data in this report are provisional and subject to change.

The numbers in the table below represent the number of Florida and non-Florida residents for whom test results were received by the Department of Health. A person can be tested by more than one laboratory and can have both positive and negative results. **Therefore, the sum of the numbers in each column will be larger than the total number of people tested.**

Reporting lab	Inconclusive	Negative	Positive	Percent positive	Total
ADVENT HEALTH - NEW SMYRNA		3,188	651	17%	3,839
BAPTIST HEALTH SOUTH FLORIDA - WESTON URGENT CARE		3,331	507	13%	3,838
MINUTECLINIC LLC #1771		3,214	602	16%	3,816
LOWER KEYS MEDICAL CENTER		3,477	314	8%	3,791
SIPARADIGM LLC	58	3,471	261	7%	3,790
PHYSICIANS REGIONAL MEDICAL CENTER - COLLIER BLVD	1	2,912	860	23%	3,773
CARENOW URGENT CARE	1	2,321	1,440	38%	3,762
SCION LAB SERVICES LLC	26	3,437	291	8%	3,754
HEALTH FIRST ADVENTHEALTH CENTRA CARE COCOA		3,368	370	10%	3,738
EXACT SCIENCES LABORATORIES, LLC		3,384	309	8%	3,693
BARTOW REGIONAL MEDICAL CENTER	1	3,116	575	16%	3,692
MINUTECLINIC LLC #7887		3,225	462	13%	3,687
MINUTECLINIC LLC # 0514		3,221	465	13%	3,686
MINUTECLINIC LLC #7886		3,181	493	13%	3,674
PRECISION HEALTH SOLUTIONS		3,486	186	5%	3,672
MINUTECLINIC LLC #5214		3,151	521	14%	3,672
PARAMOUNT URGENT CARE - ORLANDO		2,594	1,068	29%	3,662
MINUTECLINIC LLC #4458		3,075	585	16%	3,660
BRASHEAR'S VITAL CARE CORP		2,893	759	21%	3,652
ADVENTHEALTH CENTRA CARE KIDS LAKE MARY		3,372	271	7%	3,643
MINUTECLINIC LLC #4415		3,085	542	15%	3,627
STEWART ROCKLEDGE HOSPITAL	3	3,238	385	11%	3,626
PROHEALTH	3	2,032	1,586	44%	3,621
MINUTECLINIC LLC #7225		3,053	567	16%	3,620
CLARITY LAB SOLUTIONS LLC		3,608	4	0%	3,612
BAPTIST HEALTH SOUTH FLORIDA - BRICKELL URGENT CARE		2,980	626	17%	3,606
ADVENT HEALTH CENTRA CARE -WINTER PARK KIDS URGENT CARE	4	3,294	288	8%	3,586
MINUTECLINIC LLC #3814		3,040	538	15%	3,578
MEDEXPRESS URGENT CARE - DELAND		3,181	391	11%	3,572
AFC PHYSICIANS OF FLORIDA		2,753	816	23%	3,569
HEALTH FIRST ADVENTHEALTH CENTRA CARE MALABAR		3,214	351	10%	3,565
VERILY LIFE SCIENCES	3	3,495	63	2%	3,561
BAPTIST HEALTH URGENT CARE AT SAWGRASS		2,938	596	17%	3,534
MINUTECLINIC, LLC #4015		2,821	704	20%	3,525
MINUTECLINIC LLC # 3686		2,988	518	15%	3,506
MINUTECLINIC LLC #3257		2,914	581	17%	3,495
MEDEXPRESS URGENT CARE - VERO BEACH		3,025	448	13%	3,473
MINUTECLINIC, LLC #3204		2,883	590	17%	3,473
MEDONE PLLC		2,646	814	24%	3,460
MIDWAY SPECIALTY CARE CENTER DIAGNOSTICS	38	3,154	239	7%	3,431
WALGREEN CO	2	3,014	391	11%	3,407
IMMOKALEE CHD		3,155	234	7%	3,389
MINUTECLINIC LLC #3291		2,869	502	15%	3,371
MINUTECLINIC LLC #1055		2,766	597	18%	3,363
MARION E FETHER MEDICAL CENTER, THE		3,061	288	9%	3,349
PRIMEHEALTH URGENT CARE INC		2,852	486	15%	3,338
BAPTIST HEALTH EMERGENCY CENTER COUNTRY WALK	1	2,824	507	15%	3,332

COVID-19: testing by laboratory

Data through Apr 21, 2021 verified as of Apr 22, 2021 at 09:25 AM

Data in this report are provisional and subject to change.

The numbers in the table below represent the number of Florida and non-Florida residents for whom test results were received by the Department of Health. A person can be tested by more than one laboratory and can have both positive and negative results. **Therefore, the sum of the numbers in each column will be larger than the total number of people tested.**

Reporting lab	Inconclusive	Negative	Positive	Percent positive	Total
MINUTECLINIC LLC #3003		2,719	603	18%	3,322
MINUTECLINIC LLC #7973		2,872	449	14%	3,321
MINUTECLINIC LLC # 3579		2,741	579	17%	3,320
BMCT Molecular Diagnostics Subsection		2,788	527	16%	3,315
PARAMOUNT URGENT CARE - OVIEDO		2,347	926	28%	3,273
MINUTECLINIC, LLC #5817		2,711	560	17%	3,271
BAPTIST HEALTH - CLAY		2,845	425	13%	3,270
MINUTECLINIC LLC # 7933		2,862	384	12%	3,246
MINUTECLINIC LLC #3748		2,644	600	18%	3,244
VA PAIN CLINIC	4	3,104	117	4%	3,225
MINUTECLINIC LLC #3705		2,842	381	12%	3,223
SELECT LABORATORIES - MARION COUNTY, FL LLC	5	2,907	307	10%	3,219
ADVENTHEALTH CENTRA CARE CONWAY		2,728	489	15%	3,217
MINUTECLINIC LLC #3255		2,837	377	12%	3,214
MARINERS HOSPITAL	1	2,902	305	10%	3,208
MINUTECLINIC LLC #7173		2,762	426	13%	3,188
MINUTECLINIC LLC #5924		2,740	445	14%	3,185
MEMORIAL HOSPITAL PEMBROKE	3	2,820	361	11%	3,184
GESSLER CLINIC	2	2,202	978	31%	3,182
ACCESS POINT HEALTHCARE URGENT & PRIMARY CARE	2	2,432	699	22%	3,133
MINUTECLINIC LLC #1807		2,613	508	16%	3,121
MINUTECLINIC, LLC (CLINIC 10699)		2,727	390	13%	3,117
MINUTECLINIC LLC #3654		2,585	520	17%	3,105
MINUTECLINIC LLC #5216		2,657	427	14%	3,084
MEDEXPRESS URGENT CARE CORAL SPRINGS		2,730	339	11%	3,069
MEDEXPRESS FORT MYERS		2,675	382	12%	3,057
MINUTECLINIC LLC #4612		2,470	546	18%	3,016
PHYSICIANS PRIMARY CARE	2	2,700	294	10%	2,996
VETERANS AFFAIRS MEDICAL CENTER - ORLANDO	1	1,343	1,649	55%	2,993
MEDIQUICK URGENT CARE CENTERS INC		2,281	711	24%	2,992
KEYS AHEC SCHOOL MEDICAL CLINIC	15	2,832	141	5%	2,988
LAKELAND REGIONAL HEALTH PABLO		2,636	351	12%	2,987
MINUTECLINIC LLC #3285		2,599	381	13%	2,980
MINUTECLINIC LLC #6007		2,562	418	14%	2,980
HEALTH CARE DISTRICT OF PALM BEACH COUNTY	2	2,730	241	8%	2,973
MINUTECLINIC LLC #4024		2,600	371	12%	2,971
VITRO MOLECULAR LABORATORIES	50	2,693	224	8%	2,967
MINUTECLINIC LLC #4201		2,550	391	13%	2,941
NXGEN MDX LLC	6	2,608	322	11%	2,936
MINUTECLINIC LLC #3648		2,413	523	18%	2,936
BAPTIST HEALTH - OAKLEAF		2,469	466	16%	2,935
MINUTECLINIC LLC #476		2,511	388	13%	2,899
MINUTECLINIC LLC #1350		2,546	352	12%	2,898
STONE CLINICAL LABORATORIES		2,790	96	3%	2,886
WALGREENS ORLANDO	3	2,540	340	12%	2,883
CAREFAST+	1	2,091	781	27%	2,873
MINUTECLINIC LLC #8381		2,493	376	13%	2,869

COVID-19: testing by laboratory

Data through Apr 21, 2021 verified as of Apr 22, 2021 at 09:25 AM

Data in this report are provisional and subject to change.

The numbers in the table below represent the number of Florida and non-Florida residents for whom test results were received by the Department of Health. A person can be tested by more than one laboratory and can have both positive and negative results. **Therefore, the sum of the numbers in each column will be larger than the total number of people tested.**

Reporting lab	Inconclusive	Negative	Positive	Percent positive	Total
BLUE MED CONSULTANTS		2,754	110	4%	2,864
BAY MEDICAL CENTER SACRED HEART HEALTH SYSTEM		2,250	612	21%	2,862
MEDEXPRESS URGENT CARE - CLEWISTON		2,390	470	16%	2,860
CHARLES AIESI CONSULTING INC	13	2,539	302	11%	2,854
ADVENT HEALTH - DADE CITY		2,509	345	12%	2,854
MINUTECLINIC LLC #1821		2,537	311	11%	2,848
AFC PHYSICIANS OF FLORIDA PA		2,304	541	19%	2,845
BAPTIST HEALTHCARE - GULF BREEZE HOSPITAL	3	2,364	475	17%	2,842
MINUTECLINIC LLC #3635		2,438	382	14%	2,820
MINUTECLINIC LLC #5157		2,449	354	13%	2,803
EMERGENCY PHYSICIANS MEDICAL CENTER		1,646	1,148	41%	2,794
CELESTA MEDICAL SERVICES LLC DBA - AMERICAN RESEARCH LABS		2,544	236	8%	2,780
JUPITER MEDICAL CENTER URGENT CARE		2,177	602	22%	2,779
CITRUS MEMORIAL HOSPITAL LABORATORY		2,251	510	18%	2,761
DR G'S URGENT CARE		2,393	365	13%	2,758
SACRED HEART HEALTH SYSTEM, INC	1	1,871	872	32%	2,744
MEDEXPRESS URGENT CARE BOCA RATON		2,479	248	9%	2,727
MINUTECLINIC, LLC # 4469		2,392	315	12%	2,707
MINUTECLINIC LLC #5069		2,270	435	16%	2,705
BAPTIST HEALTH SOUTH FLORIDA - MIAMI BEACH URGENT CARE		2,303	402	15%	2,705
DONALD W ROBERTSON DO PA		2,081	584	22%	2,665
AMELIA EXPRESS CARE LLC	10	2,316	334	13%	2,660
JACKSON HOSPITAL CLINICAL LABORATORY		2,309	325	12%	2,634
EMERALD COAST URGENT CARE, LLC	1	1,971	660	25%	2,632
PARRISH MEDICAL CENTER	2	2,296	327	12%	2,625
PATIENTS FIRST - THOMASVILLE ROAD		2,330	283	11%	2,613
MINUTECLINIC LLC #214		2,182	422	16%	2,604
LAKE WALES MEDICAL CENTER INC		2,286	308	12%	2,594
FLORIDA MEDICAL CLINIC	3	1,191	1,395	54%	2,589
ADVENT HEALTH - OCALA		2,124	447	17%	2,571
BOND URGENT CARE LLC		1,922	633	25%	2,555
MINUTECLINIC LLC #1815		2,275	276	11%	2,551
TAMPA COMMUNITY HOSPITAL		2,164	362	14%	2,526
EMERALD COAST URGENT CARE LLC		1,825	657	26%	2,482
WHOLE FAMILY HEALTH CENTER INC		1,986	475	19%	2,461
GENOME LLC	2	2,279	179	7%	2,460
MEDEXPRESS PORT CHARLOTTE		2,185	269	11%	2,454
NCHMD INC		2,068	383	16%	2,451
MINI ER WATERFORD LAKES, THE		2,100	338	14%	2,438
INTELEX LABS, LLC		2,352	79	3%	2,431
PHYSICIANS STAT LAB	3	1,078	1,346	55%	2,427
ASCENSION SACRED HEART - GULF		1,871	545	23%	2,416
COMMUNITY HEALTH NORTHWEST FLORIDA	4	1,857	554	23%	2,415
MINUTECLINIC LLC #3236		2,063	349	14%	2,412
CORE DIAGNOSTIC LABORATORIES LLC	17	2,010	331	14%	2,358
PHYSICIAN ASSOCIATES		2,070	241	10%	2,311
OPTUM LABS LLC	1	2,105	204	9%	2,310

COVID-19: testing by laboratory

Data through Apr 21, 2021 verified as of Apr 22, 2021 at 09:25 AM

Data in this report are provisional and subject to change.

The numbers in the table below represent the number of Florida and non-Florida residents for whom test results were received by the Department of Health. A person can be tested by more than one laboratory and can have both positive and negative results. **Therefore, the sum of the numbers in each column will be larger than the total number of people tested.**

Reporting lab	Inconclusive	Negative	Positive	Percent positive	Total
LEE HEALTH - COCONUT POINT CLINICAL LAB	2	1,872	433	19%	2,307
ASSOCIATED PATHOLOGISTS, LLC	3	1,905	396	17%	2,304
ST. LUCIE MEDICAL CTR.		2,250	25	1%	2,275
MINUTECLINIC LLC #3637		1,827	436	19%	2,263
PENSACOLA PEDIATRICS PA	1	2,083	178	8%	2,262
UNIVERSITY OF NORTH FLORIDA STUDENT HEALTH		2,173	78	3%	2,251
BAPTIST HEALTH EMERGENCY CENTER AT WEST CORAL WAY		1,820	414	19%	2,234
PRIMEHEALTH URGENT CARE	1	1,865	361	16%	2,227
NCH NORTHEAST	7	1,734	460	21%	2,201
FLOWERS HOSPITAL		2,004	192	9%	2,196
MEDICAL CONSULTANTS OF FLORIDA, LLC	2	1,823	325	15%	2,150
FIU-HEALTH AUXILIARY LABORATORY	6	1,995	130	6%	2,131
MARTIN HEALTH SYSTEM - ST LUCIE WEST		1,936	194	9%	2,130
MINUTECLNIC LLC		1,841	265	13%	2,106
MINUTECLINIC LLC #8927		1,769	331	16%	2,100
GRAVITY DIAGNOSTICS, LLC	6	1,894	181	9%	2,081
LITTLE PINE PEDIATRICS	1	1,787	275	13%	2,063
BARDMOOR LABORATORY	9	1,725	313	15%	2,047
MINUTECLINIC LLC #5187		1,782	263	13%	2,045
GENUS3		1,962	74	4%	2,036
DOC SMILEYS URGENT CARE LLC		1,663	372	18%	2,035
STATMED OCALA	7	1,832	195	10%	2,034
WHITE WILSON MEDICAL CENTER		629	1,378	69%	2,007
ADVANCED MEDICAL OF NAPLES LLC		1,788	218	11%	2,006
BAYFRONT HEALTH - CITRUS HILLS		1,773	227	11%	2,000
WILLIAM OWEN PASS PARK		1,738	257	13%	1,995
ARCPPOINT LABS		1,389	598	30%	1,987
DOC SMILEY'S URGENT CARE		1,706	247	13%	1,953
BIO-TECH CLINICAL LABORATORIES INC		1,666	276	14%	1,942
MEDFAST URGENT CARE CENTERS LLC	2	608	1,330	69%	1,940
MINUTECLINIC, LLC #3245		1,559	360	19%	1,919
HEALTH CENTRAL CLINICAL LABORATORY		1,663	232	12%	1,895
MIAMI JEWISH HEALTH SYSTEMS		1,814	79	4%	1,893
LABORATORY SPECIALISTS OF MICHIGAN		1,558	330	17%	1,888
BROWNWOOD CARE CENTER		1,645	229	12%	1,874
GENESIS LABORATORY MANAGEMENT	14	1,602	247	13%	1,863
READY RESPONDERS FLORIDA, PLLC		1,596	251	14%	1,847
KETAMINE HEALTH CENTERS LLC	1	1,661	152	8%	1,814
ED FRASER MEMORIAL HOSPITAL		1,550	252	14%	1,802
NEIGHBORHOOD MEDICAL CENTER INC	17	1,597	185	10%	1,799
TOM LEE COMMUNITY HEALTH CENTER	1	1,222	556	31%	1,779
IGENOMIX USA LLC	52	1,549	163	9%	1,764
RIVER TOWN DIAGNOSTIC LLC		1,470	286	16%	1,756
SPARROW HEALTHCARE	2	1,490	254	15%	1,746
OPTUMCARE FLORIDA LLC		1,437	300	17%	1,737
NORTH SHORE LONG ISLAND JEWISH HEALTH	1	1,643	93	5%	1,737
PROJECT HEALTH, INC SUMTERVILLE	5	1,420	310	18%	1,735

COVID-19: testing by laboratory

Data through Apr 21, 2021 verified as of Apr 22, 2021 at 09:25 AM

Data in this report are provisional and subject to change.

The numbers in the table below represent the number of Florida and non-Florida residents for whom test results were received by the Department of Health. A person can be tested by more than one laboratory and can have both positive and negative results. **Therefore, the sum of the numbers in each column will be larger than the total number of people tested.**

Reporting lab	Inconclusive	Negative	Positive	Percent positive	Total
Community_Health		1,533	199	11%	1,732
PATIENTS FIRST LAKE ELLA MEDICAL CENTER		1,561	166	10%	1,727
SUNRISE URGENT CARE ASSOCIATES LLC D/B/A	9	1,191	505	30%	1,705
LABTECH DIAGNOSTIC		1,406	291	17%	1,697
JW PLASTIC SURGERY		1,449	244	14%	1,693
SHELL POINT NURSING PAVILION	1	1,608	77	5%	1,686
PROHEALTH MEDICAL CLINIC		1,046	640	38%	1,686
ER QUICKCARE PL		1,456	229	14%	1,685
MEDEXPRESS URGENT CARE - JAX ATLANTIC BLVD		1,410	221	14%	1,631
PEDIATRIC HEALTH CARE ALLIANCE - NORTHDAL		1,473	148	9%	1,621
BAPTIST HEALTH SOUTH FLORIDA - KEY BISCANE URGENT CARE EXPRESS		1,428	193	12%	1,621
FLORIDA DEPARTMENT OF HEALTH IN POLK COUNTY	2	1,230	389	24%	1,621
ELLENTON URGENT CARE		1,379	237	15%	1,616
OPTEO LABORATORY		1,571	36	2%	1,607
VRL EUROFINS		1,564	40	2%	1,604
APALACHEE CORRECTIONAL INSTITUTION EAST UNIT		1,565	26	2%	1,591
FIRST QUALITY LABORATORY		1,490	99	6%	1,589
QUICK CARE MED		1,265	316	20%	1,581
BAPTIST HEALTH SOUTH FLORIDA - COUNTRY WALK URGENT CARE EXPRESS		1,335	245	16%	1,580
ASSURANCE SCIENTIFIC LABORATORIES	1	1,296	283	18%	1,580
ADVENTHEALTH CENTRA CARE TRINITY		1,363	210	13%	1,573
MELBOURNE MEDICAL LABORATORY	2	1,367	204	13%	1,573
BROAD INSTITUTE CLINICAL SEQUENCING RESEARCH PLATFORM	14	1,502	56	4%	1,572
UNIVERSITY OF ALABAMA AT BIRMINGHAM		1,513	48	3%	1,561
PARAMOUNT URGENT CARE - CLERMONT		872	688	44%	1,560
MATRIX CLINICAL LABS (FORMERLY BIOCERNA LLC)	9	1,371	167	11%	1,547
ABSOLUTE GENOMICS	2	1,314	227	15%	1,543
CAREMED CLINIC LLC	1	1,227	301	20%	1,529
ST ANNES NURSING CENTER		1,489	33	2%	1,522
INNOVATIVE TRANSFUSION MEDICINE, INC	11	1,326	179	12%	1,516
PARAMOUNT URGENT CARE VILLAGES		953	551	37%	1,504
BAPTIST HEALTHCARE - JAY HOSPITAL	3	1,123	373	25%	1,499
MYTEST DIAGNOSTICS		1,424	70	5%	1,494
PALM BAY HOSPITAL CLINICAL LABORATORY		1,093	400	27%	1,493
CAREFAST MURABELLA		978	505	34%	1,483
AMERICAN SCIENTIFIC LABORATORIES LLC		1,458	24	2%	1,482
UHEALTH CLINIC AT WALGREENS		1,200	281	19%	1,481
SMA LAB	12	1,298	159	11%	1,469
NYU HOSPITALS CENTER CLINICAL LABORATORIES		1,414	47	3%	1,461
TREASURE COAST MEDICAL ASSOCIATES INC		747	704	49%	1,451
ADVANCE MEDICAL OF NAPLES		327	1,124	77%	1,451
EUROFINS NTD, LLC		1,403	45	3%	1,448
UHEALTH DEERFIELD BEACH/UMSYLVESTER DEERFIELD BEACH LABORATORY	3	1,380	55	4%	1,438
PRIMARY CARE SOUTH INC		949	482	34%	1,431
TEMPUS CLINICAL LABORATORY	10	1,267	154	11%	1,431
PATIENTS CHOICE LABORATORIES		831	592	42%	1,423
CREEKSIDE CARE CENTER	1	1,229	180	13%	1,410

COVID-19: testing by laboratory

Data through Apr 21, 2021 verified as of Apr 22, 2021 at 09:25 AM

Data in this report are provisional and subject to change.

The numbers in the table below represent the number of Florida and non-Florida residents for whom test results were received by the Department of Health. A person can be tested by more than one laboratory and can have both positive and negative results. **Therefore, the sum of the numbers in each column will be larger than the total number of people tested.**

Reporting lab	Inconclusive	Negative	Positive	Percent positive	Total
COASTAL LABORATORIES	1	1,120	287	20%	1,408
NORTH VISTA HOSPITAL LABORATORY		1,188	218	16%	1,406
AMELIA EXPRESS CARE	1	772	620	45%	1,393
ADDICTION LABS OF AMERICA	3	1,298	82	6%	1,383
ASCENSION ST VINCENT'S - SOUTHSIDE		1,308	49	4%	1,357
COLLIER URGENT CARE CENTERS CREEKSIDE		1,198	158	12%	1,356
VAVA PARTNERS LLC		528	822	61%	1,350
LPG COCONUT POINT		1,116	222	17%	1,338
PROJECT HEALTH INC	4	1,129	190	14%	1,323
LAB24 INC	3	643	676	51%	1,322
XPRESS URGENT CARE	4	1,109	202	15%	1,315
GROWING TOGETHER PEDIATRICS LLC		1,229	70	5%	1,299
HOLIDAY CVS LLC DBA CVSPHARMACY #5155		1,230	67	5%	1,297
NORTH FLORIDA PEDIATRICS - LAKE CITY		1,075	221	17%	1,296
PALM HARBOR PHARMACY		1,121	169	13%	1,290
PALM BEACH ATLANTIC UNIVERSITY		1,242	42	3%	1,284
NAPLES URGENT CARE	1	842	440	34%	1,283
PEDIATRICS OF CENTRAL FLORIDA PA	20	1,191	65	5%	1,276
ADVANCED DIAGNOSTIC LABORATORY		1,221	47	4%	1,268
ACCESS MEDICAL LABS		749	515	41%	1,264
SOLARIS HEALTHCARE PALATKA		1,157	106	8%	1,263
ST PETERSBURG PEDIATRICS	1	1,135	124	10%	1,260
CARENOW URGENT CARE – FORT PIERCE		892	367	29%	1,259
NORTH FLORIDA PEDIATRICS-TALLAHASSEE	1	1,155	103	8%	1,259
STAGEZERO LIFE SCIENCES INC	4	1,141	104	8%	1,249
PROFESSIONAL HEALTH EXAMINERS DBA PROHEALTH	1	1,011	227	18%	1,239
USF MORSANI CENTER FOR ADVANCED HEALTH CARE		1,084	148	12%	1,232
COASTAL PEDIATRIC GROUP		1,064	160	13%	1,224
CLINICORE		1,124	91	7%	1,215
EPN URGENT CARE NAPLES	2	792	410	34%	1,204
ARCPPOINT LABS OF CORAL SPRINGS FL		992	211	18%	1,203
MINUTE CLINIC INCORPORATE		1,140	42	4%	1,182
CATALYST WALK IN CLINIC		938	234	20%	1,172
CAPE CANAVERAL HOSPITAL		868	299	26%	1,167
PENSACOLA PEDIATRICS PA - TIGER POINT	24	1,019	120	10%	1,163
EAST LAKE PEDIATRICS		1,023	130	11%	1,153
INTERLACHEN PEDIATRICS PA		1,089	62	5%	1,151
STEWART REFERENCE LABORATORY	1	611	533	47%	1,145
INTERLACHEN PEDIATRICS		1,089	43	4%	1,132
CAPSTONE HEALTHCARE		802	330	29%	1,132
MEDLAB DIAGNOSTICS, LLC		1,046	83	7%	1,129
CLARITY LABS		1,020	108	10%	1,128
VERITAS GENETICS	61	945	119	11%	1,125
HALIFAX MEDICAL CENTER-PORT ORANGE LAB		962	154	14%	1,116
FISHERMENS HOSPITAL CLINICAL LAB		1,021	94	8%	1,115
EMERALD COAST PEDIATRICS		1,058	57	5%	1,115
TYNDALL AIR FORCE BASE		902	210	19%	1,112

COVID-19: testing by laboratory

Data through Apr 21, 2021 verified as of Apr 22, 2021 at 09:25 AM

Data in this report are provisional and subject to change.

The numbers in the table below represent the number of Florida and non-Florida residents for whom test results were received by the Department of Health. A person can be tested by more than one laboratory and can have both positive and negative results. **Therefore, the sum of the numbers in each column will be larger than the total number of people tested.**

Reporting lab	Inconclusive	Negative	Positive	Percent positive	Total
GENEIQ		1,044	64	6%	1,108
SPEARHEAD MEDICAL		1,000	103	9%	1,103
PRIMARY CARE OF THE TREASURE COAST		966	135	12%	1,101
XYZ LABORATORY	8	942	146	13%	1,096
PROFESSIONAL HEALTH EXAMINERS		943	148	14%	1,091
ALTAMONTE MD		852	221	21%	1,073
CYPRESS VILLAGE	1	1,045	27	3%	1,073
HENDRY REGIONAL MEDICAL CENTER CLINICAL LABORATORY		809	258	24%	1,067
AMERICAN FAMILY CARE PENSACOLA WEST		533	533	50%	1,066
BETHESDA HEALTH URGENT CARE		902	162	15%	1,064
MINUTECLINIC, LLC DBA MINUTECLINIC #4717		1,020	42	4%	1,062
RAINBOW RIVER MEDICAL LABORATORY		978	83	8%	1,061
LENCO MEDICAL LABORATORY		1,004	56	5%	1,060
FG RAPID RESULTS	6	700	354	33%	1,060
CARE ONE OF FLORIDA LLC		756	300	28%	1,056
NORTH OKALOOSA MEDICAL CENTER		700	345	33%	1,045
VRL EUROFINs - DALLAS		1,017	13	1%	1,030
6TH MEDICAL GROUP - MCDILL AFB	2	964	57	6%	1,023
WOODLANDS MEDICAL SPECIALISTS		759	263	26%	1,022
THE HEALTH CENTER OF PLANT CITY		941	77	8%	1,018
ADVENTHEALTH EXPRESS CARE AT WALGREENS		881	131	13%	1,012
PHAROS HEALTH		756	253	25%	1,009
VERITOR		850	159	16%	1,009
BREVARD HEALTH ALLIANCE INC, THE		942	57	6%	999
VIERA HOSPITAL, INC		805	192	19%	997
LOOP PEDIATRICS PA	3	841	153	15%	997
CHILDRENS MEDICAL ASSOCIATION		907	88	9%	995
NORTH FLORIDA PEDIATRICS PA - SUWANNEE	3	863	129	13%	995
C.W. BILL YOUNG VA MEDICAL CENTER	1	22	969	98%	992
LAKELAND REGIONAL HEALTH - PWC/OB		36	954	96%	990
BAPTIST HEALTH - MD ANDERSON CANCER CENTER		981	5	1%	986
NORTH FLORIDA MEDICAL GROUP		832	152	15%	984
COVANCE CLINICAL RESEARCH UNIT INC		951	26	3%	977
SPRING HILL HEALTH AND REHABILITATION CENTER		949	26	3%	975
BREVARD HEALTH ALLIANCE		684	291	30%	975
UNIVERSITY OF WEST FLORIDA STUDENT HEALTH SERVICES	1	840	128	13%	969
HISTOPATHOLOGY SERVICES, LLC		855	107	11%	962
NORTH SHORE LIJ URGENT CARE PC		904	55	6%	959
FAST TRACK URGENT CARE CENTER		4	954	100%	958
CVS HEALTH		751	201	21%	952
MOLECULAR TESTING LABS		862	89	9%	951
NORTH FLORIDA PEDIATRICS PA	2	827	117	12%	946
JACKSONVILLE BEACH PEDIATRIC CARE CENTER		876	68	7%	944
E-LAB OF FLORIDA		860	78	8%	938
ENCOMPASS HEALTH		915	22	2%	937
CONSULATE HEALTH CARE OF NEW PORT RICHEY	2	806	126	13%	934
ABBOTT LABORATORIES		814	120	13%	934

COVID-19: testing by laboratory

Data through Apr 21, 2021 verified as of Apr 22, 2021 at 09:25 AM

Data in this report are provisional and subject to change.

The numbers in the table below represent the number of Florida and non-Florida residents for whom test results were received by the Department of Health. A person can be tested by more than one laboratory and can have both positive and negative results. **Therefore, the sum of the numbers in each column will be larger than the total number of people tested.**

Reporting lab	Inconclusive	Negative	Positive	Percent positive	Total
DEPARTMENT OF CLINICAL LABS	1	910	20	2%	931
INTEGRITY LABORATORIES, LLC	4	761	165	18%	930
TACACHALE CLINICAL LABORATORY	1	876	49	5%	926
FAMILY HEALTH CENTERS OF SOUTHWEST FLORIDA INC		826	98	11%	924
LAB DOCTOR		808	116	13%	924
Point of Care Testing	1	125	797	86%	923
GENE TOX WORLDWIDE	60	736	125	14%	921
DOCTOR'S MEMORIAL HOSPITAL		751	165	18%	916
LEE COUNTY EMERGENCY MEDICAL SERVICE	1	792	123	13%	916
PENSACOLA PEDIATRICS	2	821	93	10%	916
24 HOUR PEDIATRIC CARE CENTER	4	849	62	7%	915
BERNHARDT LABORATORIES	2	819	83	9%	904
EAST LAKE PEDIATRICS PA		824	78	9%	902
REDI MED LLC		732	169	19%	901
PALM GARDEN OF PORT SAINT LUCIE		878	12	1%	890
NCHMD, INC SOUTHEAST IMMEDIATE CARE		686	196	22%	882
MIDWAY SPECIATLY CARE CENTER	3	656	222	25%	881
CALHOUN LIBERTY HOSPITAL		713	168	19%	881
DAIRY ROAD URGENT CARE	2	733	143	16%	878
SOLARIS HEALTHCARE CHARLOTTE HARBOR		822	55	6%	877
COASTAL PHYSICIANS, LLC		706	166	19%	872
Fernandina Beach Rehabilitation and Nursing Center	1	848	19	2%	868
Tampa Lakes Health and Rehabilitation Center	2	788	73	8%	863
MINUTECLINIC LLC, #10357		856	6	1%	862
FAMILY HEALTH CENTERS OF SWF LABS	2	746	111	13%	859
CRUCIAL CARE EMERGENCY MEDICINE DOCTORS		686	171	20%	857
PEDIATRIC HEALTHCARE ALLIANCE		803	50	6%	853
Victoria Nursing and Rehabilitation Center		798	54	6%	852
MILLER BIOCONNECT		778	74	9%	852
PRIMARY CARE SERVICES AT ST ANDREWS ESTATES		847	2	0%	849
PALACE NURSING HOME & REHAB CENTER		805	42	5%	847
AUGUSTUS LABS LLC		696	148	18%	844
FLORIDA GULF COAST UNIVERSITY		637	196	24%	833
ANY LAB TEST NOW	1	565	267	32%	833
CENTRAL FLORIDA HEALTH CARE INC		714	118	14%	832
CLINICAL PATHOLOGY LABS INC		744	86	10%	830
SOUTHEAST ALABAMA MEDICAL CENT		772	56	7%	828
RESTORE HEALTH URGENT CARE		665	162	20%	827
PRIMARY CARE SERVICES AT INDIAN RIVER ESTATES		801	25	3%	826
PEBBLEBROOK PHARMACY	1	689	132	16%	822
LIFE CARE CENTER OF NEW PORT RICHEY		784	37	5%	821
NORTH FL SOUTH GA HCS-LAKE CITY		796	21	3%	817
FLORIDA HOSPITAL ORLANDO		743	74	9%	817
EXPRESS PHARMACY		754	60	7%	814
POINT WASHINGTON MEDICAL CLINIC	1	604	209	26%	814
ASAP LABS LLC	7	655	151	19%	813
ASCENSION ST VINCENT'S - CLAY		775	35	4%	810

COVID-19: testing by laboratory

Data through Apr 21, 2021 verified as of Apr 22, 2021 at 09:25 AM

Data in this report are provisional and subject to change.

The numbers in the table below represent the number of Florida and non-Florida residents for whom test results were received by the Department of Health. A person can be tested by more than one laboratory and can have both positive and negative results. **Therefore, the sum of the numbers in each column will be larger than the total number of people tested.**

Reporting lab	Inconclusive	Negative	Positive	Percent positive	Total
DYNIX DIAGNOSTICS	2	528	278	34%	808
GOLDEN GATE FAMILY CLINIC		332	473	59%	805
FLAGLER COUNTY HEALTH DEPARTMENT	3	624	177	22%	804
AMERICAN MEDICAL RESPONSE		793	8	1%	801
WHITE-WILSON MEDICAL CENTER - FORT WALTON BEACH		777	23	3%	800
AFC URGENT CARE CLEARWATER	1	172	626	78%	799
NITE LITE PEDIATRICS		234	564	71%	798
ADVENTHEALTH MEDICAL GROUP PROMPT CARE		575	222	28%	797
TELESCOPE HEALTH LLC	4	671	121	15%	796
NONE		308	487	61%	795
VITAS HEALTHCARE CORPORATION OF FLA	1	786	5	1%	792
MEDONE URGENT CARE CENTER		566	224	28%	790
Southern Oaks Care Center	1	747	38	5%	786
GULF COAST VILLAGE		740	41	5%	781
CITY MEDICAL OF NEW JERSEY, PC		705	72	9%	777
PALM GARDEN OF VERO BEACH		727	49	6%	776
MEDICAL CENTER OF DELTONA, INC		659	114	15%	773
MOORINGS PARK INSTITUTE, INC, THE		741	31	4%	772
VENICE REGIONAL BAYFRONT HEALTH (PULMONARY)		637	134	17%	771
BOND CLINIC PA PEDIATRICS DEPT		713	54	7%	767
WILLOWBROOKE COURT AT EDGEWATER POINTE ESTATES		755	9	1%	764
KENDALL HEALTHCARE PROPERTIES DBA	2	731	28	4%	761
ETHOS WELLNESS PHARMACY		710	49	6%	759
BOND AND STEELE CLINIC PA		548	208	28%	756
ORLANDO HEALTH AND REHAB CENTER		707	45	6%	752
NORTHEAST FLORIDA NEUROLOGY CLINICS, INC		637	113	15%	750
CARITHERS PEDIATRIC GROUP		688	59	8%	747
BRISTOL AT TAMPA, THE	4	726	17	2%	747
TOTAL RENAL LABORATORIES INC DBA DAVITA LABS	1	632	111	15%	744
BOCA GRANDE HEALTH CLINIC		702	40	5%	742
ADVENT HEALTH LAB - ORLANDO		434	308	42%	742
SANTA ROSA MEDICAL GROUP		575	166	22%	741
MAIN STREET MEDICAL CENTER		211	529	71%	740
J AND G MEDICAL GROUP LLC		606	133	18%	739
ORANGE BLOSSOM FAMILY HEALTH		700	38	5%	738
PHYSICIANS STAT LAB INC		647	91	12%	738
BHA CENTRAL COUNTY CLINIC		661	76	10%	737
CLINICAL ENTERPRISE, INC		712	24	3%	736
WHITE WILSON MEDICAL CENTER PA - NAVARRE		607	124	17%	731
MOUNT SINAI LABORATORY		691	35	5%	726
PEDIATRIC HEALTHCARE ALLIANCE PA		663	58	8%	721
DISNEY COVID TEST SITE		703	17	2%	720
Crestview Rehabilitation Center	5	585	129	18%	719
LIFE CARE CENTER OF PENSACOLA		667	49	7%	716
GRAND COURT TAMPA		701	4	1%	705
BUFFALO CROSSING HEALTHCARE & REHABILITATION CTR		688	17	2%	705
MANOR PINES CONVALESCENT CENTER LLC	1	678	23	3%	702

COVID-19: testing by laboratory

Data through Apr 21, 2021 verified as of Apr 22, 2021 at 09:25 AM

Data in this report are provisional and subject to change.

The numbers in the table below represent the number of Florida and non-Florida residents for whom test results were received by the Department of Health. A person can be tested by more than one laboratory and can have both positive and negative results. **Therefore, the sum of the numbers in each column will be larger than the total number of people tested.**

Reporting lab	Inconclusive	Negative	Positive	Percent positive	Total
ARTHREX MEDICAL CENTER	1	560	139	20%	700
CHURCH OF SCIENTOLOGY FLAG SERVICE ORGANIZATION		681	15	2%	696
PREMIER MEDICAL LABORATORY SERVICES	2	468	225	32%	695
NCH HEALTHCARE SYSTEM MICROBIOLOGY LAB		2	691	100%	693
RAINBOW PEDIATRIC CENTER PA		650	43	6%	693
LIFE CARE CENTER OF ORANGE PARK		659	32	5%	691
THE PRESERVE		679	10	1%	689
BALDWIN PEDIATRICS	1	656	31	5%	688
GULF COAST MOLECULAR LABORATORIES	13	571	104	15%	688
JOHN KNOX VILLAGE HEALTH CENTER		659	28	4%	687
SUWANNEE HEALTH AND REHABILITATION CENTER		682	5	1%	687
FORT MYERS INTERNAL MEDICINE, LLC		617	67	10%	684
NATURE COAST MEDICAL GROUP		563	120	18%	683
DIAMOND RIDGE HEALTH AND REHABILITATION		643	35	5%	678
LIFEBRITE	2	458	218	32%	678
MEDICAL FP – WHOLE FAMILY HEALTH CENTER		557	120	18%	677
TREE HOUSE PEDIATRICS PLLC		606	68	10%	674
MANOR CARE HEALTH SERVICES - FT MYERS		648	26	4%	674
EDEN SPRINGS NURSING AND REHAB CENTER		562	111	16%	673
MINI ER ADULT AND PEDIATRIC URGENT CARE		574	98	15%	672
HOLMES REGIONAL MEDICAL CENTER		11	660	98%	671
VETERANS AFFAIRS MEDICAL CENTER	1	45	623	93%	669
NCH HEALTHCARE BONITA		527	141	21%	668
CHILDRENS CLINIC WEST FLORIDA PEDIATRICS		611	54	8%	665
MEDONE URGENT CARE AT ST. AUGUSTINE		225	438	66%	663
ST JOHN'S NURSING CENTER		637	24	4%	661
CLEWISTON NURSING AND REHABILITATION CENTER		647	14	2%	661
POINT OF CARE TESTING SITE		630	26	4%	656
GOLDEN GLADES NURSING & REHABILITATION CTR		636	20	3%	656
PALM GARDEN OF CLEARWATER		637	18	3%	655
CLIFFORD CHESTER SIMS STATE VETERANS		643	12	2%	655
DXTERITY DIAGNOSTICS	2	612	39	6%	653
VITAS HEALTHCARE CORP OF CENTRAL FL		626	25	4%	651
MAVERICK LABS		461	189	29%	650
LIFE CARE CENTER OF HILLIARD		626	22	3%	648
MAYFLOWER ASSISTED LIVING		641	7	1%	648
WILLOW BROOKE COURT AT INDIAN RIVER ESTATES		601	45	7%	646
RUSKIN HEALTH CENTER	1	404	240	37%	645
MID-FLORIDA PATHOLOGY		480	164	25%	644
Signature HealthCare Center of Waterford		609	35	5%	644
SHORE ACRES CARE CENTER		599	40	6%	639
EMERALD SHORES HEALTH AND REHABILITATION		542	97	15%	639
NSPIRE HEALTHCARE MIAMI LAKES	8	614	15	2%	637
HMA SANTA ROSA MEDICAL CENTER LLC DBA		513	123	19%	636
SAINTS 120 LLC	1	598	34	5%	633
SEMINOLE NURSING PAVILION		624	8	1%	632
BAPTIST PRIMARY CARE	2	511	118	19%	631

COVID-19: testing by laboratory

Data through Apr 21, 2021 verified as of Apr 22, 2021 at 09:25 AM

Data in this report are provisional and subject to change.

The numbers in the table below represent the number of Florida and non-Florida residents for whom test results were received by the Department of Health. A person can be tested by more than one laboratory and can have both positive and negative results. **Therefore, the sum of the numbers in each column will be larger than the total number of people tested.**

Reporting lab	Inconclusive	Negative	Positive	Percent positive	Total
PHYSICIANS PRIMARY CARE LAB	1	552	77	12%	630
VETERANS AFFAIRS MEDICAL CENTER - JAMES A HALEY			628	100%	628
SIGNATURE HEALTHCARE OF BROOKWOOD GARDENS		617	11	2%	628
WATSON THERAPEUTICS INC	1	592	34	5%	627
ADVENT HEALTH - DELTONA ER		522	103	16%	625
VALENCIA HILLS HEALTH AND REHABILITATION CENTER		607	15	2%	622
SABAL PALMS HEALTH AND REHAB		569	53	9%	622
CONSULATE HEALTHCARE OF VERO BEACH	14	525	83	13%	622
QUOTIENT SCIENCES		599	22	4%	621
BALDOMERO LOPEZ STATE VETERANS NURSING HOME	2	614	5	1%	621
SEBASTIAN RIVER MEDICAL CENTER	3	441	176	28%	620
OCALA FAMILY MEDICAL CENTER INC	2	540	77	12%	619
WELL HEALTH WORKS	1	563	50	8%	614
HEARTLAND PEDIATRICS OF LAKE WALES		554	59	10%	613
AMERICA'S PHARMACY LLC		541	72	12%	613
HOLY CROSS HOSPITAL		12	598	98%	610
PALM GARDEN OF TAMPA		579	30	5%	609
MANOR CARE NURSING CENTER OF SARASOTA FL LLC		522	87	14%	609
CONTINENTAL CLINICAL RESEARCH, LLC		538	70	12%	608
APLS SERVICES LLC D/B/A CLEAR DIAGNOSTICS	13	585	10	2%	608
MICHAEL A MIDDLETON MD PA		575	32	5%	607
CHILDRENS MEDICAL ASSOCIATION PA		538	68	11%	606
AFC URGENT CARE FAMILY CARE			602	100%	602
EXPRESS URGENT CARE LLC		1	601	100%	602
PATIENTS FIRST - MAHAN DRIVE		164	436	73%	600
DASCENA, INC	3	537	60	10%	600
VILLA MARIA NURSING & REHAB CENTER INC	1	583	16	3%	600
THERADOC		152	447	75%	599
HARBOUR HEALTH CENTER		581	17	3%	598
SOUTHERN LABORATORY SERVICES OF NWF		558	38	6%	596
NAPLES CHILDREN'S URGENT CARE		525	70	12%	595
BROOKDALE FORT MYERS CYPRESS LAKE		590	2	0%	592
SOLARIS HEALTHCARE LAKE CITY		490	101	17%	591
Plantation Bay Rehabilitation Center		565	24	4%	589
FHMG FLORIDA HOSPITAL MEDICAL GROUP		545	44	7%	589
PALMETTO FAMILY HEALTHCARE	1	382	204	35%	587
SHORELINE PHYSICIAN GROUP		364	222	38%	586
FLORIDA HOSPITAL WAUCHULA		439	147	25%	586
CARE ONE OF FLORIDA	1	421	162	28%	584
PIONEER CLINICAL LAB LLC		475	108	19%	583
UNIVERSITY OF TAMPA INC, THE		561	21	4%	582
QUALITOX LABORATORIES		397	183	32%	580
URGENT CARE EXPRESS LLC		234	344	60%	578
AFC URGENT CARE SEMINOLE	1		577	100%	578
WELL-BEING MEDICAL CENTER PLLC		523	55	10%	578
PALM GARDEN OF OCALA		478	99	17%	577
PRINCIPLE LABORATORY	8	552	16	3%	576

COVID-19: testing by laboratory

Data through Apr 21, 2021 verified as of Apr 22, 2021 at 09:25 AM

Data in this report are provisional and subject to change.

The numbers in the table below represent the number of Florida and non-Florida residents for whom test results were received by the Department of Health. A person can be tested by more than one laboratory and can have both positive and negative results. **Therefore, the sum of the numbers in each column will be larger than the total number of people tested.**

Reporting lab	Inconclusive	Negative	Positive	Percent positive	Total
FLORIDA DEPARTMENT OF HEALTH IN CALHOUN COUNTY		438	137	24%	575
AFC URGENT CARE		163	409	72%	572
MEDICAL VB		451	121	21%	572
TENNESSEE DOH - NASHVILLE	2	504	66	12%	572
FLORIDA HOSPITAL MEDICAL GROUP		335	234	41%	569
HOPE HOSPICE AND COMMUNITY SERVICES INC	14	534	21	4%	569
ECCOLAB GROUP	1	148	418	74%	567
MANOR OAKS NURSING & REHAB CENTER	5	559	2	0%	566
INTERNAL MEDICINE & PEDIATRICS OF TAMPA BAY PA		489	76	13%	565
AFC URGENT CARE TYRONE		4	560	99%	564
FOUNTAIN MANOR HEALTH AND REHAB CENTER	1	542	20	4%	563
PREMIER MEDICAL CENTER LLC	11	524	28	5%	563
NEW YORK HOSPITAL LABORATORIES	1	544	16	3%	561
HEALTH CENTER AT BRENTWOOD	1	514	46	8%	561
NEMOURS CHILDERN'S HOSPITAL		453	108	19%	561
The Manor at Blue Water Bay		499	61	11%	560
PALM GARDEN OF ORLANDO		525	34	6%	559
PALM GARDEN OF JACKSONVILLE□	2	473	80	14%	555
DOH – INDIAN RIVER		465	90	16%	555
The Sands at South Beach		549	4	1%	553
RICARDO NAVARRO DO PA		469	84	15%	553
ARCPOINTS LABS		484	68	12%	552
VETERANS AFFAIRS MEDICAL CENTER - GAINESVILLE		3	548	99%	551
VETERANS AFFAIRS MEDICAL CENTER - BAY PINES		18	530	97%	548
VITAE DIAGNOSTICS		534	13	2%	547
WEST GABLES HEALTH CARE CENTER		535	11	2%	546
NCF DIAGNOSTICS & DNA TECHNOLOGIES	15	213	318	58%	546
THE PALACE AT HOMESTEAD	1	523	21	4%	545
COASTAL URGENT CARE		428	116	21%	544
DOCTORS CENTER,THE		432	111	20%	543
FIRST CHOICE PEDIATRICS		434	109	20%	543
MEMORIAL PEMBROKE 24/7 CARE CENTER		416	126	23%	542
SUNSHINE URGENT CARE LLC		387	154	28%	541
ADVENTHEALTH MEDICAL GROUP PROMPT CAR	1	400	139	26%	540
ADVENT HEALTH - WESTCHASE ER		466	73	14%	539
LAUDERDALE NURSING CENTER LLC	1	518	19	4%	538
NORTH FLORIDA REHABILITATION & SPECIALTY CARE□		529	9	2%	538
RIVER GARDEN HEBREW HOME FOR THE AGED		480	56	10%	536
NURSING PLUS OF BROWARD LLC	1	512	22	4%	535
FLOMEDILAB		300	235	44%	535
PEDIATRICS IN BREVARD PA		474	60	11%	534
EXPERTUS LABORATORIES INC		447	86	16%	533
SANDBAY URGENT CARE		433	100	19%	533
BENTON PEDIATRICS INC		476	54	10%	530
CITRUS NURSING CENTER LLC		482	47	9%	529
MEDICAL CENTER CLINIC-IMMEDIATE CARE	1	423	104	20%	528
JACKSON MEMORIAL PERDUE MEDICAL CENTER		500	28	5%	528

COVID-19: testing by laboratory

Data through Apr 21, 2021 verified as of Apr 22, 2021 at 09:25 AM

Data in this report are provisional and subject to change.

The numbers in the table below represent the number of Florida and non-Florida residents for whom test results were received by the Department of Health. A person can be tested by more than one laboratory and can have both positive and negative results. **Therefore, the sum of the numbers in each column will be larger than the total number of people tested.**

Reporting lab	Inconclusive	Negative	Positive	Percent positive	Total
MED FAST URGENT CARE CENTER		260	268	51%	528
ANCIENT CITY PEDIATRICS	1	504	22	4%	527
JACKSON MEMORIAL LONG TERM CARE CENTER		495	32	6%	527
LIFE CARE CENTER OF PALM BAY☐		493	28	5%	521
STEWARD SEBASTIAN RIVER MEDICAL CENTER		462	57	11%	519
ADVENT HEALTH - TIMBERRIDGE ER		437	81	16%	518
HOSPICE OF THE FLORIDA SUNCOAST,THE		513	5	1%	518
FLORIDA DEPARTMENT OF HEALTH CLAY COUNTY	1	418	99	19%	518
DBI HEALTH INC		502	15	3%	517
HERON POINTE HEALTH AND REHABILITATION	1	513	3	1%	517
ENZO CLINICAL LABS INC	3	487	26	5%	516
ORLANDO HEALTH CENTER FOR REHABILITATION		501	14	3%	515
Good Samaritan Society Kissimmee Village		450	65	13%	515
HILLCREST HEALTH CARE & REHABILITATION CENTER	3	497	15	3%	515
CHAUTAUQUA REHABILITATION AND NURSING CENTER		505	10	2%	515
MEDFAST URGENT CARE CENTERS		231	283	55%	514
Palm Garden of Largo		510	4	1%	514
BROWARD PARTNERSHIP	6	500	8	2%	514
PALM GARDEN OF WINTER HAVEN	3	493	16	3%	512
LITTLE PINE PEDIATRICS PLLC	3	446	61	12%	510
Solaris Healthcare Daytona	2	460	48	9%	510
SUSANNA WESLEY HEALTH CENTER		473	37	7%	510
FLORIDA HOSPITAL HEARTLAND MED CTR LAKE PLACID		397	112	22%	509
CARENOW	2	284	223	44%	509
ST CLOUD REGIONAL MEDICAL CENTER CLINICAL LAB		394	113	22%	507
PARKLANDS FACILITY INC	4	460	42	8%	506
ADDINGTON PLACE AT WELLINGTON GREEN		493	11	2%	504
PALM BEACH COUNTY FIREFIGHTERS HEALTH CLINIC, LLC		428	75	15%	503
SOLARIS HEALTHCARE OSCEOLA		478	25	5%	503
FLO-MEDILAB SERVICES LLC		194	309	61%	503
PORT SAINT LUCIE HOSPITAL		492	9	2%	501
GANDY CROSSING CARE CENTER	1	484	16	3%	501
ORLANDO ORTHOPAEDIC OUTPATIENT SURGERY CENTER LLC		496	4	1%	500
MANOR AT CARPENTERS		468	32	6%	500
CLINICAL PATHOLOGY LABS		388	111	22%	499
PW WINDERMERE SUBTENANT LLC		495	3	1%	498
ASCEND CLINICAL	7	415	76	15%	498
ORLANDO VA MEDICAL CENTER		2	496	100%	498
Ocala Health and Rehabilitation Center		474	23	5%	497
NORTH FLORIDA RETIREMENT VILLAGE		494	3	1%	497
NEW PLANT CITY FAMILY CARE	1	275	221	44%	497
MAGNOLIA FAMILY URGENT CARE		449	47	9%	496
BROOKSVILLE HEALTHCARE CENTER LLC☐		482	13	3%	495
PEDIATRIC ASSOCIATES OF OCALA PA		457	38	8%	495
MEMPHIS PATHOLOGY LABORATORY	5	467	23	5%	495
GOOD SAMARITAN CENTER		491	3	1%	494
TRINITY REGIONAL REHAB CENTER		469	22	4%	491

COVID-19: testing by laboratory

Data through Apr 21, 2021 verified as of Apr 22, 2021 at 09:25 AM

Data in this report are provisional and subject to change.

The numbers in the table below represent the number of Florida and non-Florida residents for whom test results were received by the Department of Health. A person can be tested by more than one laboratory and can have both positive and negative results. **Therefore, the sum of the numbers in each column will be larger than the total number of people tested.**

Reporting lab	Inconclusive	Negative	Positive	Percent positive	Total
STARKE FAMILY MEDICAL CENTER		398	93	19%	491
PEDIATRICS BY THE SEA		466	25	5%	491
Quest Diag Unspecifd	1	326	163	33%	490
BAPTIST PRIMARY CARE, INC		458	31	6%	489
PLANT CITY PEDIATRICS	1	388	99	20%	488
FAIRWAY OAKS CENTER LLC	6	473	6	1%	485
MEDIPATH		57	427	88%	484
DIGNITY HEALING, LLC		466	17	4%	483
Cypress Cove Care Center		383	100	21%	483
HARTS HARBOR HEALTH CARE CENTER		457	24	5%	481
MOOSEHAVEN HEALTH CENTER		437	43	9%	480
CONSULATE HEALTH CARE OF BAYONET POINT	4	469	7	1%	480
Life Care Center of Punta Gorda	1	464	15	3%	480
Colonial Lakes Health Care		434	45	9%	479
BONIFAY NURSING AND REHAB CENTER		448	31	6%	479
NEW YORK PRESBYTERIAN - CUMC CLINICAL		459	19	4%	478
NAVAL HOSPITAL - JACKSONVILLE		137	340	71%	477
MOBILE MEDICAL ASSOCIATES PL	17	408	52	11%	477
Williston Care Center		413	63	13%	476
VITAS LUTHERAN TOWERS INPATIENT PROGRAM		412	64	13%	476
ADVENTHEALTH EXPRESS CARE AT WALGREENS 49TH STREET		405	71	15%	476
Consulate Health Care of North Fort Myers		463	13	3%	476
ASSOCIATESMD MEDICAL GROUP INC		405	71	15%	476
MEDSCAN LABORATORY INC	1	256	217	46%	474
EPN URGENT CARE		83	391	82%	474
Solaris HealthCare Windermere		441	33	7%	474
TIDEWELL HOSPICE INC	2	464	7	1%	473
EMERALD COAST PEDIATRICS & ADOL		408	64	14%	472
VITAS HEALTHCARE CORPORATION		466	5	1%	471
Q ANSWER LAB	1	410	59	13%	470
NTD_EUROFINS_AIMS		429	40	9%	469
ABBAY DELRAY		461	6	1%	467
KINDRED HOSPITAL	10	434	22	5%	466
JAMES A HALEY VETERANS HOSPITAL			466	100%	466
BROOKDALE PALMER RANCH	1	407	57	12%	465
CLERMONT HEALTH AND REHABILITATION CENTER		433	32	7%	465
Parkview Rehabilitation Center at Winter Park		455	10	2%	465
Darcy Hall Of Life Care		451	13	3%	464
ENCOMPASS HEALTH REHABILITATION HOSPITAL OF SUNRISE	8	449	7	2%	464
THE VILLAGES REGIONAL HOSPITAL FREESTANDING		419	45	10%	464
ELLENTON PEDIATRICS		445	19	4%	464
PINES OF SARASOTA		454	9	2%	463
SANTA ROSA CENTER FOR REHABILITATION AND HEALING		392	71	15%	463
SOLARIS HEALTHCARE MERRITT ISLAND		412	51	11%	463
THE PALACE MANAGEMENT - THE PALACE AT CORAL GABLES		458	3	1%	461
UNIVERSITY OF TAMPA STUDENT HEALTH AND SHC CLINICAL LABORATORY		293	168	36%	461
LA MER NH LLC□		452	7	2%	459

COVID-19: testing by laboratory

Data through Apr 21, 2021 verified as of Apr 22, 2021 at 09:25 AM

Data in this report are provisional and subject to change.

The numbers in the table below represent the number of Florida and non-Florida residents for whom test results were received by the Department of Health. A person can be tested by more than one laboratory and can have both positive and negative results. **Therefore, the sum of the numbers in each column will be larger than the total number of people tested.**

Reporting lab	Inconclusive	Negative	Positive	Percent positive	Total
UNIVERSITY OF CENTRAL FLORIDA HEALTH SERVICES		443	16	3%	459
AMEERAH LABS, LLC	2	372	84	18%	458
THE SPRINGS AT BOCA CIEGA BAY		446	11	2%	457
CLARIDGE HOUSE NURSING CENTER		437	18	4%	455
WHITE-WILSON MEDICAL CENTER - NICEVILLE		404	50	11%	454
University Crossing		451	2	0%	453
FAMILY EXPRESS URGENT CARE		5	446	99%	451
PRO HEALTH		202	248	55%	450
HEALTHY STEPS PEDIATRICS		402	47	10%	449
AMBULATORY SURGERY CENTER OF BOCA RATON LTD		444	4	1%	448
SMA SPECIALTY MEDICAL LAB		120	327	73%	447
SOLARIS HEALTHCARE BAYONET POINT		427	19	4%	446
DIAMOND RIDGE HEALTH AND REHABILITATION CENTER		424	22	5%	446
PENSACOLA PEDIATRICS MILTON		388	58	13%	446
OKEECHOBEE COUNTY HEALTH DEPT	1	322	120	27%	443
Manatee Springs Rehabilitation and Nursing Center		422	20	5%	442
EMERITUS AT NAPLES	2	439	1	0%	442
ROLLINS COLLEGE WELLNESS CENTER		130	312	71%	442
TUSKAWILLA NURSING AND REHAB CENTER	2	431	7	2%	440
FAMILY CARE PARTNERS OF NORTHEAST FLORIDA LLC		363	77	18%	440
ST ANDREWS BAY SKILLED NURSING &		379	61	14%	440
TREASURE COAST COMMUNITY HEALTH	3	362	74	17%	439
BROOKDALE LAKE TAVARES		431	7	2%	438
HEALTHWORKS MED GROUP OF FLORIDA PA	3	426	9	2%	438
FLORIDA STATE HOSPITAL CLINICAL LABORATORY		434	3	1%	437
Bardmoor Oaks Healthcare and Rehabilitation Center		422	14	3%	436
INDIAN RIVER CTR, LLC		384	52	12%	436
WATERMARK LAKE POINTE WOODS LLC		416	18	4%	434
AYERS HEALTH & REHABILITATION CENTER		427	7	2%	434
PALM GARDEN OF WEST PALM BEACH	4	415	15	3%	434
ABBOTT DIAGNOSTICS		409	24	6%	433
APP-UNIPATH, LLC	2	416	15	3%	433
MIDWAY SPECIALTY CARE CENTER	3	316	114	26%	433
ORCHARD PARK HEALTH & REHABILITATION		426	6	1%	432
AVECINA MEDICAL JULINGTON	1	240	189	44%	430
FLORIDA DEPT OF HEALTH IN BREVARD COUNTY	3	364	63	15%	430
Bayside Care Center	1	408	20	5%	429
MANORCARE HEALTH SERVICES - VENICE		373	56	13%	429
VILLAGE DOCTORS OF KEYSTONE		341	88	21%	429
ST PETERSBURG PEDIATRICS-PARK BLVD		385	42	10%	427
Destin Healthcare and Rehabilitation Center	1	385	40	9%	426
Heartland Healthcare of Ft. Myers	1	423	2	0%	426
SEASIDE HEALTH AND REHABILITATION CENTER		367	59	14%	426
FLORIDA DEPARTMENT OF HEALTH IN LIBERTY COUNTY	3	324	97	23%	424
LEHIGH REGIONAL MEDICAL CENTER LAB	2	372	47	11%	421
AVANTE AT OCALA INC	2	387	31	7%	420
GARCIA CLINICAL LABORATORY		28	392	93%	420

COVID-19: testing by laboratory

Data through Apr 21, 2021 verified as of Apr 22, 2021 at 09:25 AM

Data in this report are provisional and subject to change.

The numbers in the table below represent the number of Florida and non-Florida residents for whom test results were received by the Department of Health. A person can be tested by more than one laboratory and can have both positive and negative results. **Therefore, the sum of the numbers in each column will be larger than the total number of people tested.**

Reporting lab	Inconclusive	Negative	Positive	Percent positive	Total
MANOR CARE OF BOYNTON BEACH LLC		396	24	6%	420
AZALEA TRACE PHYSICIAN SERVICES		415	5	1%	420
ST PETERSBURG PEDIATRICS-SEMINOLE BLVD		349	71	17%	420
MARION AND BERNARD L SAMSON NURSING CENTER		414	4	1%	418
HOLISTIX TREATMENT CENTERS		408	10	2%	418
BLOUNTSTOWN REHABILITATION CENTER LLC		310	106	25%	416
ATLANTIC SHORES NURSING AND REHAB CENTER	1	405	10	2%	416
LORI MCAULIFFE MD PA		371	44	11%	415
SAMANTHA WILSON CARE CENTER	4	399	11	3%	414
PALMS OF SEBRING		376	37	9%	413
FLORIDA DEPARTMENT OF HEALTH		361	52	13%	413
Timberridge Center for Rehabilitation and Healing		378	35	8%	413
BHA TITUSVILLE CLINIC		381	30	7%	411
Life Care Center of Ocala		342	69	17%	411
MINUTECLINIC LLC #3671		366	44	11%	410
DIAGNOSTIC & CLINICAL CARE SERVICES INC DBA		327	83	20%	410
LIFE CARE CENTER OF WINTER HAVEN		392	18	4%	410
ONESTOP MEDICAL AND URGENT CARE LLC		358	52	13%	410
PruittHealth Panama City	1	344	64	16%	409
LIFE CARE PONTE VEDRA INC		397	12	3%	409
ORCHARD RIDGE CARE AND REHABILITATION CENTER		390	19	5%	409
EMED LABS, LLC	3	390	15	4%	408
SABAL DIRECT PRIMARY CARE, PA		330	77	19%	407
SUNLAND MARIANNA COX MEDICAL CENTER		364	43	11%	407
TIDE LABORATORIES		362	45	11%	407
FLORIDA HEART & VASCULAR MULTISPECIALTY GROUP PA		304	102	25%	406
BRIDGEWATER PARK HEALTH AND REHAB		374	32	8%	406
NATIONS BEST FAMILY HEALTH CARE		224	181	45%	405
BOULEVARD REHABILITATION CENTER		388	16	4%	404
PEDIATRIC HEALTH CARE ALLIANCE, PA		362	42	10%	404
TRI-COUNTY NURSING AND REHABILITATION CENTER INC		389	15	4%	404
HEALTH CENTRAL PARK		335	67	17%	402
HARDEE COUNTY HEALTH DEPARTMENT		324	77	19%	401
ELMCROFT PINECREST	1	373	27	7%	401
WALGREENS 3173		363	37	9%	400
TAMARAC REHABILITATION & HEALTH CENTER		393	6	2%	399
HCSO OCCUPATIONAL HEALTH AND WELLNESS CENTER		321	78	20%	399
UR MEDICINE LABS- CENTRAL LABORATORY		373	26	7%	399
LIFE HOPE LABS, LLC		389	10	3%	399
PALM BEACH PEDIATRICS PA	2	344	52	13%	398
ADVENTHEALTH EXPRESS CARE AT		326	72	18%	398
MEDFAST URGENT CARE CENTER		167	231	58%	398
SUN COUNTRY PEDIATRICS PLLC	9	349	36	9%	394
MINI ER AND URGENT CARE		289	105	27%	394
HARDEE MANOR HEALTH CARE CENTER	1	389	4	1%	394
BODYK		383	10	3%	393
Coastal Health and Rehabilitation Center		380	11	3%	391

COVID-19: testing by laboratory

Data through Apr 21, 2021 verified as of Apr 22, 2021 at 09:25 AM

Data in this report are provisional and subject to change.

The numbers in the table below represent the number of Florida and non-Florida residents for whom test results were received by the Department of Health. A person can be tested by more than one laboratory and can have both positive and negative results. **Therefore, the sum of the numbers in each column will be larger than the total number of people tested.**

Reporting lab	Inconclusive	Negative	Positive	Percent positive	Total
BAY VILLAGE OF SARASOTA INC		387	3	1%	390
BAPTIST PRIMARY CARE INC	1	362	27	7%	390
PENSACOLA PEDIATRICS, PA		373	16	4%	389
BARBER		13	376	97%	389
PARTICLE THEORY LABS		365	23	6%	388
INNOVATIVE GENOMICS, LLC	2	349	36	9%	387
SPECIALTY HEALTH AND REHABILITATION CENTER		362	25	6%	387
Bay Breeze Senior Living and Rehabilitation Center		333	53	14%	386
CHEEK AND SCOTT DRUGS INC		317	68	18%	385
OCEAN VIEW NURSING AND REHAB CENTER		363	22	6%	385
Stacey Health Care Centers Inc. dba Riverside Care Center		355	30	8%	385
HEALTH PARK CARE CENTER		376	7	2%	383
WIMAUMA COMMUNITY HEALTH CENTER		318	65	17%	383
EXCEL PEDIATRICS		325	58	15%	383
ROSEWOOD HEALTH AND REHABILITATION CENTER		358	25	7%	383
BROOKDALE PADDOCK HILLS	2	378	2	1%	382
METROPOLITAN HOSPITAL CENTER		374	7	2%	381
SEA BREEZE REHAB AND NURSING CENTER		372	9	2%	381
SERENADES IN THE VILLAGES		328	53	14%	381
BARTON HEALTH ALLIANCE	3	332	45	12%	380
RITECARE MEDICAL CENTER		291	89	23%	380
MADISON FACILITY INC		372	7	2%	379
ACCESS MEDICAL CENTER	1	344	33	9%	378
SIGNATURE HEALTHCARE OF NORTH FLORIDA		374	4	1%	378
AVANTE AT MT DORA		369	8	2%	377
24/7 PEDIATRIC CARE CENTERS INC		356	21	6%	377
BAYA PHARMACY WEST		8	368	98%	376
FAIR HAVENS CENTER, OPCO		368	7	2%	375
HENDRY REGIONAL MEDICAL CENTER		107	268	71%	375
VILLAGE DOCTORS FAMILY MEDICAL CENTER OF		308	66	18%	374
Vi at Lakeside Village Skilled Nursing		359	15	4%	374
BAYSHORE DIAGNOSTICS		328	44	12%	372
MACDILL AIR FORCE BASE		330	41	11%	371
CORAL TRACE HEALTH CARE	2	364	5	1%	371
URGENT CARE BETHESDA	1	318	52	14%	371
INFORM DIAGNOSTICS		361	9	2%	370
SPRINGTREE REHAB & HEALTH CARE CENTER		346	24	6%	370
solaris Healthcare Parkway	2	350	17	5%	369
KISSIMMEE FACILITY OPERATIONS LLC		345	24	7%	369
ADVENT HEALTH - TAMPA		148	221	60%	369
VETERANS AFFAIRS MEDICAL CENTER - LAKE CITY		52	316	86%	368
ARCPPOINT LABS OF SARASOTA MANATEE		285	83	23%	368
Solaris HealthCare Imperial		359	8	2%	367
EPWORTH VILLAGE RETIREMENT COMMUNITY		361	6	2%	367
Life Care Center at Inverrary		357	10	3%	367
TRENTON MEDICAL CENTER INC DBA PALMS MEDICAL GROUP	4	270	93	25%	367
SANFORD LABORATORIES		333	32	9%	365

COVID-19: testing by laboratory

Data through Apr 21, 2021 verified as of Apr 22, 2021 at 09:25 AM

Data in this report are provisional and subject to change.

The numbers in the table below represent the number of Florida and non-Florida residents for whom test results were received by the Department of Health. A person can be tested by more than one laboratory and can have both positive and negative results. **Therefore, the sum of the numbers in each column will be larger than the total number of people tested.**

Reporting lab	Inconclusive	Negative	Positive	Percent positive	Total
JACKSONVILLE KIDS PEDIATRICS, PLLC		330	35	10%	365
COLOR GENOMICS, INC.	2	356	6	2%	364
FL HUD DESTIN, LLC D/B/A GRAND BOULEVARD HEALTH		322	39	11%	361
LASER & SURGERY CENTER OF THE PALM BEACHES□		359	2	1%	361
MY HEALTHY BLUEPRINT BY BAPTIST HEALTH CARE		302	59	16%	361
Palmetto Subacute Care Center		350	11	3%	361
GEORGIA PUBLIC HEALTH LABORATORY		334	26	7%	360
LAKE EUSTIS HEALTH AND REHABILITATION CENTER		352	8	2%	360
ST CATHERINE'S WEST REHABILITATION HOSPITAL		347	13	4%	360
Solaris Healthcare Coconut Creek		353	6	2%	359
HAINES CITY REHABILITATION AND NURSING CENTER		334	24	7%	358
NAIA		357	1	0%	358
HOLIDAY CVS LLC DBA CVS/PHARMACY #0440		341	16	4%	357
ELMHURST HOSPITAL CENTER	1	326	30	8%	357
AVANTE AT LEESBURG INC		350	5	1%	355
Marshall Health and Rehabilitation Center		304	49	14%	353
ESTERO ISLAND MEDICAL CENTER		280	73	21%	353
VILLAGE AT VIENNA SQUARE,THE□	6	329	17	5%	352
MY CLINICAL LAB		223	129	37%	352
COMMUNITY HEALTH AND REHABILITATION CENTER		288	63	18%	351
CORAL BAY HEALTHCARE AND REHABILITATION	1	338	12	3%	351
FOUNTAIN INN NURSING & REHABILITATION CTR, INC		344	6	2%	350
BEAR CREEK NURSING CENTER		345	5	1%	350
ADVANCED AMBULATORY SURGERY CENTER		337	13	4%	350
LUIS A GHIGLINO MD PA		338	11	3%	349
MANOR CARE OF NAPLES FL LLC		344	4	1%	348
BAPTIST HEALTH SOUTH FLORIDA - WEST BOCA URGENT CARE		284	63	18%	347
FAMILY CARE PARTNERS OF NE FLORIDA LLC		273	74	21%	347
BAPTIST HEALTH URGENT CARE AT PLANTATION		287	59	17%	346
SELECT REFERENCE LABORATORIES, LLC	1	333	12	3%	346
HEALTH DESIGNS		332	14	4%	346
TAVARES PEDIATRICS		293	52	15%	345
RIVERS FAMILY MEDICINE PA		262	83	24%	345
USAFSAM/PHE		175	170	49%	345
The Care Center at Pinellas Park	1	333	11	3%	345
FLORIDA HEALTH CARE PLANS			344	100%	344
Solaris Healthcare Lake Bennet		306	37	11%	343
ADVENT HEALTH CENTRA CARE - PALM COAST		80	262	77%	342
SOUTHWEST ORLANDO FAMILY MEDICINE, PL		284	58	17%	342
ARGO SENIOR LIVING AT HAVERHILL		320	21	6%	341
PALMS REHABILITATION AND HEALTHCARE CENTER		302	38	11%	340
HOLLEY NAVARRE MEDICAL CLINIC		261	79	23%	340
FLETCHER HEALTH AND REHABILITATION CENTER		338	2	1%	340
CRONOS CLINICAL LABORATORY	22	227	91	27%	340
RENAISSANCE AT THE TERRACES		336	3	1%	339
The Grove Health and Rehabilitation		315	24	7%	339
MEDICAL CENTER AT OCEAN REEF,THE		321	17	5%	338

COVID-19: testing by laboratory

Data through Apr 21, 2021 verified as of Apr 22, 2021 at 09:25 AM

Data in this report are provisional and subject to change.

The numbers in the table below represent the number of Florida and non-Florida residents for whom test results were received by the Department of Health. A person can be tested by more than one laboratory and can have both positive and negative results. **Therefore, the sum of the numbers in each column will be larger than the total number of people tested.**

Reporting lab	Inconclusive	Negative	Positive	Percent positive	Total
KEY WEST HEALTH AND REHAB	1	329	8	2%	338
AVENTURA REHAB AND NURSING CENTER		321	16	5%	337
FRICKS PHARMACY		274	63	19%	337
DEPARTMENT OF HEALTH BUREAU OF FAMILY		329	7	2%	336
REGENTS PARK OF BOCA RATON□		331	4	1%	335
JACKSON PLAZA NURSING & REHAB CENTER	6	319	9	3%	334
LIFE BRITE	1	316	17	5%	334
NORTH PINELLAS STATMED QUICK QUALITY CLINICS		236	97	29%	333
KENNEDY PAIN CLINIC GROUP LLC		298	34	10%	332
LabCorp (Non-Interfaced)	2	129	201	61%	332
VILLAGE PLACE NH LLC□		301	31	9%	332
Avante at St Cloud, Inc.		321	10	3%	331
DELTONA HEALTH CARE		307	24	7%	331
RULEME CENTER	2	298	30	9%	330
Life Care Center at Wells Crossing		309	21	6%	330
Concordia Village of Tampa AL		325	5	2%	330
HOSPICE OF LAKE & SUMTER INC	1	321	8	2%	330
PHYSICIANS REGIONAL WALK-IN		195	134	41%	329
POMPANO REHABILITATION AND NURSING CTR		324	4	1%	328
Avante at Inverness		324	3	1%	327
AVON PARK PEDIATRICS INC	3	289	35	11%	327
SILVER CREEK SENIOR LIVING COMMUNITY		321	5	2%	326
GOOD SAMARITAN SOCIETY-DAYTONA		305	21	6%	326
ST LUCIE EMPLOYEE HEALTH & WELLNESS CENTER		316	10	3%	326
AMERICAN FINNISH NURSING HOME	2	316	8	2%	326
Surrey Place Healthcare and Rehabilitation		324	2	1%	326
MANORCARE AT LELY PALMS		321	5	2%	326
PIONEER CLINICAL LAB, LLC		212	113	35%	325
ROSEN MEDICAL CENTER		283	42	13%	325
PEACHTREE IMMEDIATE CARE		264	60	19%	324
LODGE HEALTH AND REHABILITATION CENTER, THE		290	33	10%	323
MACCLENNY NURSING AND REHAB		305	18	6%	323
WESTCHESTER GARDENS LIMITED PARTNERSHIP		314	9	3%	323
ST JUDE CHILDREN'S RESEARCH HOSPITAL		307	15	5%	322
REHABILITATION CENTER OF LAKE CITY, THE		294	28	9%	322
DAYTONA BEACH HEALTH AND REHAB CENTER		320	2	1%	322
SIGNATURE HEALTHCARE AT THE COURTYARD		274	47	15%	321
ST JOSEPH'S HOSPITAL LABORATORY		1	320	100%	321
JACKSONVILLE VA UNIVERSITY OPC	4	308	9	3%	321
CITY OF PORT SAINT LUCIE		296	24	8%	320
ST JAMES HEALTH AND REHABILITATION CENTER		233	87	27%	320
BIOCEPT		297	22	7%	319
PruittHealth Santa Rosa		225	94	29%	319
EDGEWATER AT WATERMAN VILLAGE,THE		302	16	5%	318
AVELLINO LAB USA, INC	1	304	13	4%	318
CRYSTAL RIVER HEALTH & REHAB		314	3	1%	317
Life Care Center of Sarasota		304	13	4%	317

COVID-19: testing by laboratory

Data through Apr 21, 2021 verified as of Apr 22, 2021 at 09:25 AM

Data in this report are provisional and subject to change.

The numbers in the table below represent the number of Florida and non-Florida residents for whom test results were received by the Department of Health. A person can be tested by more than one laboratory and can have both positive and negative results. **Therefore, the sum of the numbers in each column will be larger than the total number of people tested.**

Reporting lab	Inconclusive	Negative	Positive	Percent positive	Total
LUTHERAN HAVEN		308	9	3%	317
SUNCOAST URGENT CARE		240	77	24%	317
ACCURATE DIAGNOSTIC LABS, INC		298	18	6%	316
TALLAHASSEE NHHI LLC	1	288	27	9%	316
HEATHER HILL HEALTHCARE CENTER		269	47	15%	316
FLORIDA KEYS PEDIATRICS & ADOLESCENT CENTER		298	18	6%	316
BAY COUNTY SHERIFFS OFFICE JAIL FACILITY		262	53	17%	315
MEDEXPRESS LUTZ		3	312	99%	315
HUNT CLUB PEDIATRIC ASSOCIATES, P.A.		269	45	14%	314
GENESIS MEDICAL LABORATORY MIAMI FL.		83	230	73%	313
CROSS POINTE CARE CENTER	2	305	6	2%	313
STATMED QUICK QUALITY CLINIC AT NORTH PINELLAS		66	246	79%	312
HOMESTEAD MANOR	2	267	41	13%	310
TIERRA PINES CENTER		297	13	4%	310
CENTERSTONE OF FLORIDA☐		283	26	8%	309
BOCA BIOLISTICS REFERENCE LABORATORY	2	185	121	39%	308
Avante at Orlando	1	301	6	2%	308
OSPREY LODGE		248	59	19%	307
LAKELAND REGIONAL HEALTH SYSTEMS INC		39	266	87%	305
EAST RIDGE RETIREMENT VILLAGE		303	2	1%	305
CLARE BRIDGE ORMOND BEACH	1	303			304
SILVERCREST HEALTH AND REHABILITATION CENTER	3	292	8	3%	303
PERSONALIZED GENETIC TESTING	3	199	100	33%	302
ARDEN COURTS OF TAMPA☐	2	294	5	2%	301
AFTER HOURS PEDIATRICS INC	1	1	298	99%	300
ARCPOINT LABS OF ST PETERSBURG		209	91	30%	300
CONSULATE HEALTH CARE OF SAFETY HARBOR		292	7	2%	299
ELLENTON PEDIATRICS PA		280	18	6%	298
SARAPATH DIAGNOSTICS		171	127	43%	298
BUENA VISTA URGENT CARE		264	34	11%	298
BROOKDALE DESTIN		284	12	4%	296
LAKE PARK OF MADISON		285	11	4%	296
BAYA POINTE NURSING AND REHABILITATION		212	83	28%	295
LONGWOOD FAMILY PRACTICE		226	69	23%	295
Chatsworth at PGA National, LLC		282	13	4%	295
CYPRESS COVE		289	6	2%	295
NORTHWEST MEDICAL CENTER CLINICAL LABORATORY		175	118	40%	293
WHITE WILSON MEDICAL IMMEDIATE CARE NICEVILLE		66	226	77%	292
renaissance health and rehabilitation center		266	26	9%	292
PONTE VEDRA GARDENS		291	1	0%	292
RIVERWOOD HEALTH NH LLC		253	39	13%	292
HAVEN OF OUR LADY OF PEACE INC		284	8	3%	292
FLORIDA ATLANTIC UNIVERSITY STUDENT HEALTH		241	51	17%	292
Sunset Point Center		287	4	1%	291
BIOIQ		243	48	16%	291
CONCIMED LLC		260	30	10%	290
220 GOLDEN, LLC	1	272	16	6%	289

COVID-19: testing by laboratory

Data through Apr 21, 2021 verified as of Apr 22, 2021 at 09:25 AM

Data in this report are provisional and subject to change.

The numbers in the table below represent the number of Florida and non-Florida residents for whom test results were received by the Department of Health. A person can be tested by more than one laboratory and can have both positive and negative results. **Therefore, the sum of the numbers in each column will be larger than the total number of people tested.**

Reporting lab	Inconclusive	Negative	Positive	Percent positive	Total
AUBURN UNIVERSITY MEDICAL CLINIC		227	62	21%	289
USA HEALTH UNIVERSITY HOSPITAL CLINICAL LABORATORY	1	278	10	3%	289
PALM GARDEN OF GAINESVILLE	2	285	2	1%	289
AMERICAN HEALTH ASSOCIATES INC	1	270	18	6%	289
West Melbourne Health and Rehabilitation Center		288	1	0%	289
STERLING HOUSE OF DELAND		288	1	0%	289
DOCTORS MEMORIAL HOSPITAL		158	131	45%	289
DE LUNA HEALTH AND REHABILITATION CENTER		265	23	8%	288
W FRANK WELLS NURSING HOME		258	29	10%	287
CONEY ISLAND HOSPITAL	1	275	11	4%	287
WESTWOOD HEALTHCARE SNF		241	46	16%	287
Terrace Health and Rehab		282	4	1%	286
ARBOR FACILITY INC		283	3	1%	286
APOLLO HEALTH & REHABILITATION		278	7	2%	285
CHIPOLA HEALTH AND REHAB		266	18	6%	284
Solaris Senior Living North Naples ALF		275	9	3%	284
AURORA DIAGNOSTICS BERNHARDT LABORATORIES PATHOLOGY SERVICE		190	93	33%	283
LAKESIDE NEUROLOGIC		271	12	4%	283
DAVID SCOTT MADWAR MD PA□		254	29	10%	283
PROTEUS MOLECULAR AND CLINICAL LAB	1	169	112	40%	282
WILLISTON PEDIATRICS PA	1	243	37	13%	281
JACKSONVILLE UNIVERSITY	1	265	15	5%	281
PAVILION FOR HEALTHCARE, THE		278	3	1%	281
HARBOURWOOD	1	272	6	2%	279
ENCOMPASS HEALTH REHABILITATION OF SEA PINES		278	1	0%	279
COLLIER COUNTY JAIL		276	2	1%	278
BROWARD NURSING & REHABILITATION CTR	8	256	14	5%	278
CHIPOLA MEDICAL ASSOCIATES, LLC		202	76	27%	278
SIGNATURE HEALTHCARE OF ORANGE PARK		274	4	1%	278
BRENTWOOD RETIREMENT COMMUNITY	5	239	34	12%	278
VETERANS AFFAIRS MEDICAL CENTER - MIAMI		2	276	99%	278
HIGHLANDS URGENT CARE			277	100%	277
Crossbreeze care center	1	274	2	1%	277
PRUITT HEALTH-SANTA ROSA		275	2	1%	277
Rehabilitation Center for Park Place LLC		266	11	4%	277
MEDICATION ROOMS-CSU/CI NURSE STATION	1	263	13	5%	277
LAKE VIEW CARE CENTER AT DELRAY		270	6	2%	276
VILLAGES REGIONAL HOSPITAL SURGERY CENTER LLC, THE		218	58	21%	276
JUPITER MEDICAL CENTER URGENT CARE - STUART		210	66	24%	276
HOLISTIC PEDIATRICS GROUP LLC		252	23	8%	275
AMERICAN RESEARCH LABS		249	26	9%	275
NASSAU COUNTY JAIL		229	45	16%	274
PROFESSIONAL URGENT CARE SERVICES		223	51	19%	274
Chatham Glen Healthcare and Rehabilitation Center		266	8	3%	274
Glades West Rehabilitation and Nursing Center		266	8	3%	274
FIRST CHOICE PEDIATRICS INC		241	32	12%	273
GENETIC TECHNOLOGICAL INNOVATIONS, LLC		260	13	5%	273

COVID-19: testing by laboratory

Data through Apr 21, 2021 verified as of Apr 22, 2021 at 09:25 AM

Data in this report are provisional and subject to change.

The numbers in the table below represent the number of Florida and non-Florida residents for whom test results were received by the Department of Health. A person can be tested by more than one laboratory and can have both positive and negative results. **Therefore, the sum of the numbers in each column will be larger than the total number of people tested.**

Reporting lab	Inconclusive	Negative	Positive	Percent positive	Total
AMELIA MEDICAL CARE		117	156	57%	273
FIRST CHOICE PRIMARY CARE		216	56	21%	272
WASHINGTON REHAB AND NURSING		262	10	4%	272
MINUTECLINIC LLC #3281		230	41	15%	271
MIDWAY PRIMARY CARE, LLC	11	173	87	32%	271
SANDY PINES	2	226	43	16%	271
ALLIANCE PEDIATRICS PA		264	7	3%	271
PBC FIREFIGHTER BENEFIT FUND WELLNESS CENTER		225	45	17%	270
PREMIER PLACE AT THE GLENVIEW		261	9	3%	270
FAMILY MEDICAL CARE OF PALM BEACH		190	79	29%	269
WALGREENS 10670		234	35	13%	269
ADVENT HEALTH CARE CENTER	9	246	14	5%	269
ADVENT HEALTH CENTRA CARE - ORMOND BEACH		113	155	58%	268
BOND CLINIC, PA		197	70	26%	267
ATLANTIC URGENT CARE		186	81	30%	267
ST MARK VILLAGE	1	261	5	2%	267
DOS OF NORTH SHORES NURSING & REHAB CENTER		267			267
ST VINCENT'S AMBULATORY CARE INC DBA	2	230	35	13%	267
JUPITER MEDICAL CENTER URGENT CENTER		220	47	18%	267
SERANADES BY SONATA WEST ORANGE		236	29	11%	265
NAPHCARE, INC AT MANATEE COUNTY JAIL		239	26	10%	265
THE PLAYERS CHAMPIONSHIP		265			265
Cross Gardens Care Center		263	1	0%	264
PEDIATRICS IN BREVARD PA- ROCKLEDGE		222	42	16%	264
HEARTLAND PEDIATRICS OF LAKE PLACID PA	1	230	32	12%	263
SURREY PLACE CARE CENTER		255	7	3%	262
FARAH MEDICAL		247	15	6%	262
PALMS FACILITY INC		246	16	6%	262
NORTH FLORIDA PEDIATRICS - MARIANNA		220	40	15%	260
CLIFFORD CHESTER SIMS VA NURSING HOME		251	9	3%	260
NADAL PEDIATRICS		217	43	17%	260
BRADEN RIVER REHABILITATION CENTER LLC		258	2	1%	260
FORT MYERS REHABILITATION AND NURSING CENTER		233	26	10%	259
CONSULATE HEALTHCARE OF KISSIMMEE		247	12	5%	259
D PEDIATRICS		237	21	8%	258
FLORIDA WOMAN CARE LABORATORY LLC		232	26	10%	258
ADVENT HEALTH - ORLANDO		195	63	24%	258
AZALEA TRACE		245	13	5%	258
MIAMI JEWISH HEALTH SYSTEMS, INC	4	243	10	4%	257
TERRACES OF LAKE WORTH CARE CENTER		245	12	5%	257
MARTIN MEMORIAL MEDICAL CENTER LAB		128	128	50%	256
SHC College Park		253	2	1%	255
BAYVIEW CENTER		250	5	2%	255
LAKEVIEW INTERNAL MEDICINE		193	62	24%	255
AVANTE AT ORMOND BEACH INC		247	7	3%	254
HOSPICE OF ST FRANCIS INC		247	7	3%	254
PHYSICIANS PRIMARY CARE OF SOUTHWEST FLORIDA	1	236	17	7%	254

COVID-19: testing by laboratory

Data through Apr 21, 2021 verified as of Apr 22, 2021 at 09:25 AM

Data in this report are provisional and subject to change.

The numbers in the table below represent the number of Florida and non-Florida residents for whom test results were received by the Department of Health. A person can be tested by more than one laboratory and can have both positive and negative results. **Therefore, the sum of the numbers in each column will be larger than the total number of people tested.**

Reporting lab	Inconclusive	Negative	Positive	Percent positive	Total
VI AT BENTLEY VILLAGE HOME CARE		252	1	0%	253
MIAMI CEREBRAL PALSY RESIDENTIAL		252	1	0%	253
RAPID RELIABLE TESTING NY LLC		241	12	5%	253
SHELL POINT VILLAGE MEDICAL CENTER		246	7	3%	253
KR at Hillsborough Lakes/Lutz Healthcare		242	10	4%	252
SEAVIEW NURSING AND REHABILITATION CENTER		242	10	4%	252
STUART - FAIRGROUNDS		219	32	13%	251
FELLOWSHIP HOME AT THE FAIRWAY LLC		244	7	3%	251
FLORIDA CLINICAL LABORATORY-BIOREFERENCE LABORATORIES		99	152	61%	251
LEESBURG PEDIATRICS		215	36	14%	251
Jacaranda Manor		249	2	1%	251
COLLIER PHARMACY		201	49	20%	250
BUREAU OF CLINICAL LABORATORIES		209	41	16%	250
STAR CARE		208	40	16%	248
CARRINGTON PLACE OF ST PETE LLC		242	6	2%	248
HCTB INC		202	46	19%	248
AMERICAN ESOTERIC LAB-BIRMINGHAM		244	4	2%	248
UCC - WELLINGTON		3	245	99%	248
Consulate Health Care of St. Petersburg		240	7	3%	247
MILLENNIUM PHYSICIAN GROUP LLC		214	33	13%	247
ADVENTHEALTH EXPRESS CARE AT WESLEY CH		218	29	12%	247
EVENT MED SERVICES LABORATORY		242	5	2%	247
AVECINA MOBILE		121	125	51%	246
HOMESTEAD VILLAGE		235	11	4%	246
Heritage Healthcare at Tallahassee		239	7	3%	246
ST AUGUSTINE HEALTH & REHAB CENTER		244	1	0%	245
VETERANS AFFAIRS ORLANDO VA MEDICAL CENTER			245	100%	245
ROSEWOOD HEALTHCARE & REHABILITATION CENTER		239	6	2%	245
MARTIN ACQUISITION 1 LLC DBA		230	14	6%	244
MALABAR/ADVENT CENTRA CARE		48	196	80%	244
PORT CHARLOTTE HMA		214	29	12%	243
WHITE WILSON MEDICAL CENTER IMMEDIATE CARE		135	108	44%	243
Orchid Cove at Sarasota		242	1	0%	243
ARCHER HEALTH VENTURES, LLC		217	25	10%	242
QUICK CARE MED LLC	1	185	56	23%	242
TGH		1	241	100%	242
CCS - JOSEPH V CONTE		239	2	1%	241
Sunnyside Nursing Home		238	3	1%	241
EDGEWOOD NURSING CENTER		231	10	4%	241
GOOD SAMARITAN CARES		236	5	2%	241
SOUTHLAND SUITES OF ORMOND BEACH	4	236			240
TRUE NORTH HEALTH NAVIGATION LLC DBA DISPATCHHEALTH	1	200	39	16%	240
AMERICAN HOUSE SENIOR LIVING		189	51	21%	240
PALM GARDEN OF AVENTURA		236	4	2%	240
LAKESIDE HEALTH CENTER		240			240
STERLING HOUSE OF WINTER HAVEN		237	3	1%	240
IMA MEDICAL GROUP		166	74	31%	240

COVID-19: testing by laboratory

Data through Apr 21, 2021 verified as of Apr 22, 2021 at 09:25 AM

Data in this report are provisional and subject to change.

The numbers in the table below represent the number of Florida and non-Florida residents for whom test results were received by the Department of Health. A person can be tested by more than one laboratory and can have both positive and negative results. **Therefore, the sum of the numbers in each column will be larger than the total number of people tested.**

Reporting lab	Inconclusive	Negative	Positive	Percent positive	Total
CLARE BRIDGE OF SARASOTA		238	2	1%	240
BARTRAM CROSSING		240			240
REGENTS PARK AT AVENTURA		225	15	6%	240
OAKBROOK HEALTH AND REHABILITATION CENTER	1	224	14	6%	239
ORANGE COUNTY HEALTH DEPT		228	11	5%	239
Flagler Health and Rehabilitation		235	3	1%	238
ST ANTHONYS REHABILITATION HOSPITAL	9	226	2	1%	237
Lake Port Square Health Center		219	17	7%	236
Avante at Lake Worth, Inc.		232	4	2%	236
SPRINGS AT LAKE POINTE WOODS		234	2	1%	236
PADDOCK RIDGE		233	3	1%	236
BAY TREE CARE AND REHABILITATION CENTER		197	38	16%	235
OAK HAMMOCK AT THE UNIVERSITY OF FLORIDA		229	6	3%	235
SAMIR EBEID MD		211	23	10%	234
GUEST HOUSE OCALA, THE		225	9	4%	234
FLORIDA HEALTH CARE PLAN INC		2	232	99%	234
MANDARIN PEDIATRICS		210	22	9%	232
LCS SANDHILL COVE LLC DBA	6	217	9	4%	232
ManorCare Health Services-Palm Harbor	1	229	1	0%	231
THE RESIDENCE AT TIMBER PINES	4	202	25	11%	231
SOLARIS SENIOR LIVING VERO BEACH		223	8	3%	231
Signature healthcare of Jacksonville		226	5	2%	231
PINELLAS CARE CENTER		195	35	15%	230
LYNN HAVEN SPORTS COMPLEX-WALKON CLINIC		21	209	91%	230
ADVANCED MEDICAL GROUP		1	229	100%	230
FORT PIERCE HEALTH CARE		222	7	3%	229
Lakewood Nursing Center		198	31	14%	229
MORSELIFE MEMORY CARE RESIDENCE		219	9	4%	228
ASCENSION MEDICAL GROUP		5	223	98%	228
CHILDREN MED CARE INC		195	33	14%	228
NORTH FLORIDA PEDIATRICS PA - DUVAL		199	29	13%	228
KINDRED HOSPITAL THE PALM BEACHES		222	5	2%	227
PARKS HEALTHCARE & REHABILITATION CTR	4	211	11	5%	226
WIREGRASS DIRECT PRIMARY CARE PLLC		190	36	16%	226
NSPIRE HEALTHCARE LAUDERHILL		219	6	3%	225
ADVENT HEALTH - LAKE NONA		193	31	14%	224
CARENOW LAKE MARY		45	179	80%	224
PARK MEADOWS HEALTH AND REHABILITATION CENTER		223	1	0%	224
PATHWAY PHARMACY		186	38	17%	224
DISCOVERY VILLAGE AT MELBOURNE		197	27	12%	224
ARDEN COURTS OF FORT MYERS		217	7	3%	224
CONSULATE HEALTH CARE OF MELBOURNE		218	5	2%	223
INN AT ASTON GARDENS, THE		215	8	4%	223
LEHIGH VALLEY GENOMICS			223	100%	223
CORAL REEF NURSING & REHABILITATION CENTER		215	8	4%	223
life Care Center of Melbourne		206	17	8%	223
PINNACLES PEDS CARE PA		222			222

COVID-19: testing by laboratory

Data through Apr 21, 2021 verified as of Apr 22, 2021 at 09:25 AM

Data in this report are provisional and subject to change.

The numbers in the table below represent the number of Florida and non-Florida residents for whom test results were received by the Department of Health. A person can be tested by more than one laboratory and can have both positive and negative results. **Therefore, the sum of the numbers in each column will be larger than the total number of people tested.**

Reporting lab	Inconclusive	Negative	Positive	Percent positive	Total
ADVENT HEALTH - PALM HARBOR ER		177	45	20%	222
BORLAND GROOVER CLINIC	1	184	37	17%	222
COLONY CLUB ALF,THE	1	208	13	6%	222
CCS - PAUL REIN DETENTION FACILITY		156	66	30%	222
CAREATC CITY OF TAMPA	7	180	34	15%	221
The Ponce Therapy Care Center		217	4	2%	221
DOCTORS MEMORIAL FAMILY MEDICINE	2	153	66	30%	221
VIERA DEL MAR HEALTH AND REHABILITATION CENTER		209	12	5%	221
SUNLIFE PHARMACY		194	27	12%	221
ARDEN COURTS OF SEMINOLE		180	41	19%	221
RIVERSIDE RECOVERY OF TAMPA		220	1	0%	221
FLAGLER COUNTY DETENTION CENTER		208	13	6%	221
ALLSOUTH URGENT CARE		52	169	76%	221
CONCORD LIFE SCIENCES LLC	2	201	17	8%	220
SUPERIOR RESIDENCES OF PANAMA CITY BEACH		213	7	3%	220
VITAS HEALTHCARE CORPORATION OF FL		205	15	7%	220
CORAL GABLES NURSING & REHABILITATION CENTER		210	10	5%	220
ANGELS DIAGNOSTIC GROUP		174	45	21%	219
Boynton Beach Rehabilitation Center	2	213	4	2%	219
BAY VUE NURSING AND REHABILITATION CENTER		208	11	5%	219
WOOD LAKE HEALTH AND REHABILITATION CENTER		219			219
LAKE REGIONAL URGENT CARE		12	206	94%	218
ADVENT HEALTH CENTRA CARE - DAYTONA BEACH		94	124	57%	218
Avante at Melbourne		213	5	2%	218
BAYFRONT MEDICAL		185	33	15%	218
KENILWORTH CARE & REHABILITATION CENTER		200	17	8%	217
THE MANOR AT CARPENTERS		185	32	15%	217
LAKE PORT SQUARE		200	17	8%	217
ST. CLOUD REGIONAL MEDICAL CENTER		199	18	8%	217
MACTOWN, INC		215	2	1%	217
A PLUS PEDIATRICS		191	26	12%	217
ST PETERSBURG PEDIATRICS-EAST BAY	1	181	34	16%	216
BROOKDALE ATRIM WAY		210	6	3%	216
YOUR FAMILY WALK-IN CLINIC		16	200	93%	216
GATEWAY/ADVENT CENTRA CARE	1	24	190	88%	215
MEDICAL CONSULTANTS OF FLORIDA LLC	1	181	33	15%	215
Taylor Care Center		210	5	2%	215
KEY LARGO - LARGO CARGO		193	21	10%	214
BLOCK, NATION, CHASE, AND SMOLEN FAMILY MEDICINE		157	57	27%	214
San Jose Health & Rehabilitation		207	6	3%	213
HUNT CLUB PEDIATRIC ASSOCIATES PA		147	66	31%	213
LIFE CARE CENTER OF PORT ST. LUCIE		201	12	6%	213
GEORGE SAFRAN MD PC		200	13	6%	213
SACRED HEART HEALTH SYSTEM INC		177	36	17%	213
POCONO MEDICAL CENTER		212	1	0%	213
Consulate Healthcare of West Palm Beach		197	16	8%	213
Bayside Health and Rehabilitation		181	31	15%	212

COVID-19: testing by laboratory

Data through Apr 21, 2021 verified as of Apr 22, 2021 at 09:25 AM

Data in this report are provisional and subject to change.

The numbers in the table below represent the number of Florida and non-Florida residents for whom test results were received by the Department of Health. A person can be tested by more than one laboratory and can have both positive and negative results. **Therefore, the sum of the numbers in each column will be larger than the total number of people tested.**

Reporting lab	Inconclusive	Negative	Positive	Percent positive	Total
BENDERSON FAMILY SKILLED NURSING AND		195	17	8%	212
The Waterford		209	3	1%	212
FULGENT GENETICS	3	166	43	20%	212
SUNRISE DIAGNOSTIC LABORATORY		159	53	25%	212
CONSULATE HEALTH CARE OF WINTER HAVEN		209	3	1%	212
BOCA RATON REHABILITATION CENTER	4	203	4	2%	211
LABCORP BURLINGTON	1	157	53	25%	211
GOOD SAMARITAN SOCIETY OF DELAND		199	11	5%	210
GLENRIDGE ON PALMER RANCH,THE		202	8	4%	210
PEDIATRIC SPECIALISTS MEDICAL GROUP	1	187	22	10%	210
HEALTH FIRST - HOLMES REGIONAL MEDICAL CENTER		32	178	85%	210
BONITA PHARMACY		190	20	10%	210
Royal Oaks Nursing and Rehab		209	1	0%	210
Nspire Health Care Kendall		199	10	5%	209
MATHISON RETIREMENT COMMUNITY, INC	1	200	8	4%	209
Whispering Oaks	11	175	23	11%	209
The Palace Nursing and Rehabilitation Center		209			209
UNIVERSITY OF MIAMI		77	132	63%	209
PALMS MEDICAL GROUP HIGH SPRINGS		174	35	17%	209
Sunrise Health and Rehabilitation Center		200	8	4%	208
ESCAMBIA COUNTY JAIL DETENTION DIVISION		203	5	2%	208
Hampton Court Nursing and Rehabilitation Center		206	2	1%	208
FREEDOM SQUARE NURSING CENTER		197	11	5%	208
JUNO DERMATOLOGY LLC		189	18	9%	207
TUSCAN GARDENS OF PALM COAST		201	6	3%	207
MCW MENTAL HEALTH LLC		203	4	2%	207
LAB CORP	1	120	85	41%	206
MIRACLE HILL NURSING & REHABILITATION CENTER INC		200	6	3%	206
ALL SEASONS NAPLES LLC		198	8	4%	206
TARPON POINT NURSING AND REHABILITATION CENTER		203	3	1%	206
HIALEAH SHORES NURSING AND REHAB CENTER		197	8	4%	205
SOUTH BALDWIN REGIONAL MEDICAL CENTER		191	14	7%	205
ABSOLUTE HEALTH INTERNAL MEDICINE AND PEDIATRICS		183	22	11%	205
Cross Terrace REhabitation		203	2	1%	205
HOSPITAL FOR SPECIAL SURGERY		201	3	1%	204
ESCAMBIA COUNTY JAIL	2	157	45	22%	204
DISCOVERY VILLAGE AT NAPLES		187	17	8%	204
FLORIDA DEPARTMENT OF HEALTH IN TAYLOR COUNTY	1	160	43	21%	204
PCB CLINIC		159	45	22%	204
BARBARA O'REILLY MD PA		200	4	2%	204
MIAMI VA HEALTHCARE SYSTEM			204	100%	204
REGENCY PARK		186	18	9%	204
NEW YORK CITY DEPARTMENT OF HEALTH & MENTAL		170	34	17%	204
PALM HARBOR FAMILY PRACTICE & WALK-IN		157	47	23%	204
VILLA MARIA WEST SKILLED NURSING FACILITY		196	8	4%	204
SENIOR LIVING VII TAMPA LLC	1	193	9	4%	203
BROOKDALE OF SPRING HILL	9	192	2	1%	203

COVID-19: testing by laboratory

Data through Apr 21, 2021 verified as of Apr 22, 2021 at 09:25 AM

Data in this report are provisional and subject to change.

The numbers in the table below represent the number of Florida and non-Florida residents for whom test results were received by the Department of Health. A person can be tested by more than one laboratory and can have both positive and negative results. **Therefore, the sum of the numbers in each column will be larger than the total number of people tested.**

Reporting lab	Inconclusive	Negative	Positive	Percent positive	Total
PATHGROUP LABS LLC		97	106	52%	203
GATTOLINE ENTERPRISES, INC. DBA FAMILY CARE PHARMACY		167	36	18%	203
WORKPLACE SCREENING INTELLIGENCE			202	100%	202
ADVENT HEALTH CENTRA CARE - APOPKA NORTH		172	30	15%	202
PATRIOT MEDICAL LABORATORIES		194	8	4%	202
POLK COUNTY HEALTH DEPARTMENT		178	24	12%	202
GULF COAST MEDICAL CENTER		195	6	3%	201
Governors Creek Health and Rehabilitation	1	198	2	1%	201
VAMC WEST PALM LAB		5	196	98%	201
AMA MEDICAL GROUP LLC		169	32	16%	201
EDWARD J HEALEY REHAB & NURSING CENTER		200			200
HERITAGE HEALTHCARE AND REHABILITATION CENTER		195	5	3%	200
BARKLEY PLACE	1	194	5	3%	200
FIRSTCARE CLINIC		114	85	43%	199
AVANTE OF BOCA RATON		198	1	1%	199
GRACE PEDIATRICS		168	31	16%	199
WALGREENS 4915	1	179	19	10%	199
ARDEN COURTS OF DELRAY BEACH FL LLC	3	186	10	5%	199
ADVENT HEALTH - CARROLLWOOD	4	169	26	13%	199
LAUREL POINT CARE ACQUISITION LLC DBA SANDGATE GARDENS REHAB AND NURSI		171	27	14%	198
DOLPHIN POINTE HEALTH CARE LLC		175	23	12%	198
CLERMONT URGENT CARE			198	100%	198
Signature Healthcare of Ormond		197	1	1%	198
VILLAGE PEDIATRICS LLC		168	30	15%	198
Kindred Hospital South Florida Hollywood SNU		190	8	4%	198
DEPARTMENT OF HEALTH & HUMAN SERVICES		198			198
HEALTHPOINT MED GRP OF THE EMERALD COAST LLC		161	36	18%	197
MEASE COUNTRYSIDE HOSPITAL		2	195	99%	197
JACKSON COUNTY HEALTH DEPARTMENT		147	49	25%	196
RIVERWOOD CENTER,THE		186	10	5%	196
ABBIEJEAN RUSSELL CARE CENTER		195	1	1%	196
NO FLORIDA PEDIATRICS, PA		169	27	14%	196
BRUCE S WEST MD	1	193	1	1%	195
JACKSONVILLE NURSING AND REHAB CENTER		187	8	4%	195
Heritage Park Rehabilitation & Healthcare		177	18	9%	195
BEACON AT GULF BREEZE, THE	2	181	11	6%	194
XPRESS URGENT CARE- PORT ST. LUCIE		65	128	66%	193
SARNO EXTENDED HOURS		124	69	36%	193
NADAL PEDIATRICS - VICTORIA STREET (3385)		165	28	15%	193
FINLAY CLINICAL LABORATORY INC	1	39	153	79%	193
CYPRESS POINT LIVING, LLC		177	15	8%	192
FIRST CHOICE PEDIATRICS SEMORAN		98	94	49%	192
CARE CENTERS OF NASSAU		188	3	2%	191
HEALTH LINK DIAGNOSTIC LABORATORIES		182	9	5%	191
NEO GENOMICS - FORT MYERS	1	183	6	3%	190
MAGNOLIA DIAGNOSTICS, LLC	4	158	28	15%	190
PHYSICIANS REGIONAL MEDICAL CENTER - PINE RIDGE		20	169	89%	189

COVID-19: testing by laboratory

Data through Apr 21, 2021 verified as of Apr 22, 2021 at 09:25 AM

Data in this report are provisional and subject to change.

The numbers in the table below represent the number of Florida and non-Florida residents for whom test results were received by the Department of Health. A person can be tested by more than one laboratory and can have both positive and negative results. **Therefore, the sum of the numbers in each column will be larger than the total number of people tested.**

Reporting lab	Inconclusive	Negative	Positive	Percent positive	Total
VIPEDIATRICS PLLC		174	15	8%	189
FLORIDA MEDICAL CLINIC LLC		116	73	39%	189
HAWKINS FAMILY MEDICINE LLC	1	136	51	27%	188
OCEAN REEF MEDICAL CENTER		150	38	20%	188
LIFE CARE CENTER OF ALTAMONTE SPRINGS		157	31	16%	188
BVM THE BRIDGES LLC		188			188
NIGHT LITE PEDIATRICS WINTER GARDEN		144	44	23%	188
SUMMERFIELD EMERGENCY ROOM		142	46	24%	188
GEORGIA DEPARTMENT OF PUBLIC HEALTH	1	5	182	97%	188
VIERA MANOR ASSISTED LIVING RESIDENCE		181	7	4%	188
ZON BEACHSIDE LLC		151	37	20%	188
WOMEN'S CARE FLORIDA LABORATORY		183	5	3%	188
TUSCAN GARDENS OF VENETIA MANAGEMENT COMPANY		174	14	7%	188
CHARTER SENIOR LIVING OF PANAMA CITY BEACH		166	21	11%	187
US MEDICAL CARE, INC		164	23	12%	187
FEDERATION CCRC OPERATIONS CORP		186	1	1%	187
GLADES HEALTH CARE CENTER		184	3	2%	187
PLANTATION NURSING & REHAB CENTER		187			187
CSL PLASMA		31	155	83%	186
ANTHEM LAKES LLC		151	35	19%	186
LAKE WALES OPERATING GROUP LLC		181	5	3%	186
CANTERFIELD OF OCALA, LLC		175	11	6%	186
PEDIATRICS OF GREATER ORLANDO		157	28	15%	185
BAPTIST HEALTH PRIMARY CARE	1	134	50	27%	185
ADVENT		172	13	7%	185
PPC-LAB EDI ORCHARD BI		176	9	5%	185
RITE MEDICAL CARE PC		183	2	1%	185
EMBRY RIDDLE AERONAUTICAL UNIVERSITY HEALTH SERVICES		1	183	99%	184
SUNY UPSTATE MEDICAL UNIVERSITY		169	15	8%	184
BROOKDALE ORANGE PARK		182	2	1%	184
ST. JAMES BAY HEALTH AND REHABILITATION CENTER		183	1	1%	184
ARDEN COURTS OF LARGO FL, LLC		162	22	12%	184
CANTERFIELD OF CLAY COUNTY		146	38	21%	184
ROSECASTLE OF ZEPHRHILLS		180	3	2%	183
PRIMECARE OF DOTHAN		129	54	30%	183
NORTH BEACH REHABILITATION CENTER		181	2	1%	183
ADVENT HEALTH CENTRA CARE - WESLEY CHAPEL		13	170	93%	183
EXOSOME DIAGNOSTICS	1	162	19	10%	182
FLORIDA HEALTH CARE PLANS INC		2	180	99%	182
BENTON HOUSE AT OAKLEAF		152	30	16%	182
The Inn at Sarasota Bay Club		179	2	1%	181
Emory L Bennett State Veterans Nursing Home		178	3	2%	181
BAY EDUCATORS WELLNESS CENTER		123	57	32%	180
STERLING HOUSE OF PUNTA GORDA		179	1	1%	180
AMERICAN FAMILY MEDICAL LLC		136	43	24%	179
RDV SPORTSPLEX PEDIATRICS		151	28	16%	179
KINDRED HOSPITAL MELBOURNE	1	172	6	3%	179

COVID-19: testing by laboratory

Data through Apr 21, 2021 verified as of Apr 22, 2021 at 09:25 AM

Data in this report are provisional and subject to change.

The numbers in the table below represent the number of Florida and non-Florida residents for whom test results were received by the Department of Health. A person can be tested by more than one laboratory and can have both positive and negative results. **Therefore, the sum of the numbers in each column will be larger than the total number of people tested.**

Reporting lab	Inconclusive	Negative	Positive	Percent positive	Total
BRIGHTON EGGERT PHARMACY INC		171	7	4%	178
NORTH FLORIDA INTERNAL MEDICINE PA		144	34	19%	178
MOBILE INFIRMARY MED CENTER PATH LAB		162	15	8%	177
MID FLORIDA PATHOLOGY LLC MOBILE UNIT #4		124	53	30%	177
ADVENT HEALTH CENTRA CARE - CARROLLWOOD		5	172	97%	177
ROSECASTLE OF CITRUS		147	30	17%	177
CAYUGA MEDICAL CENTER AT ITHACA		172	5	3%	177
FLORIDA DEPARTMENT OF HEALTH IN ALACHUA COUNTY -		162	14	8%	176
ASTON GARDENS AT PELICAN MARSH		169	7	4%	176
SEMINOLE TRIBE OF FLORIDA		145	31	18%	176
WEST COAST FAMILY MEDICAL CARE		141	35	20%	176
GENE BY GENE		61	115	65%	176
ORLANDO HEALTH EMERGENCY DEPARTMENT		163	12	7%	175
Lehigh Acres Health and Rehabilitation		163	12	7%	175
WALGREENS #06012		154	21	12%	175
LAKEVIEW TERRACE RETIREMENT COMMUNITY		156	19	11%	175
Signature Healthcare of Palm Beach		172	2	1%	174
EAST NEW YORK DIAGNOSTIC AND TREATMENT		165	9	5%	174
GULFCOAST PEDIATRICS		163	11	6%	174
QUEENS HOSPITAL CENTER	1	163	10	6%	174
ANCHOR CARE AND REHABILITATION CENTER		173	1	1%	174
Madison Health and Rehabilitation Center		137	36	21%	173
FHMG-FLORIDA HOSPITAL MEDICAL GROUP		147	26	15%	173
TRADITION MEDICAL CENTER LABORATORY		55	118	68%	173
CENTRAL FLORIDA HEALTHCARE GROUP LLC		151	22	13%	173
URGENT CARE OF THE PALM BEACHES, NORTH PALM BEACH			172	100%	172
QUALITY URGENT CARE AND WELLNESS PL	3	124	45	26%	172
FORT WALTON REHABILITATION CENTER		133	39	23%	172
COASTAL INTERNAL MEDICINE		133	39	23%	172
SUWANNEE VALLEY NURSING CENTER		158	14	8%	172
BROOKDALE FORT MYERS THE COLONY		167	4	2%	171
WOODBRIIDGE FACILITY INC		165	5	3%	170
CVS		43	127	75%	170
HIGHLANDS LAKE CENTER		165	5	3%	170
Belleair Healthcare Center		164	6	4%	170
NO FLORIDA PEDIATRICS, PA - BRADFORD		140	29	17%	169
Life Care Center of Orlando		164	5	3%	169
ADVENT HEALTH CENTRA CARE - TEMPLE TERRACE	1	104	63	38%	168
PANAMA CITY DEVELOPMENTAL CENTER□		168			168
HEARTLAND HEALTHCARE AND REHAB CENTER		146	22	13%	168
JEFFERSON COUNTY HEALTH DEPARTMENT-MONTICELLO		128	40	24%	168
WESLEY HAVEN VILLA	1	131	35	21%	167
TERRACE AT HOBE SOUND, THE	1	154	12	7%	167
FINNISH AMERICAN REST HOME-ALF		165	2	1%	167
OSPREY VILLAGE AT AMELIA ISLAND LTD		157	10	6%	167
MINUTECLINIC DIAGNOSTIC OF TEXAS, LLC		149	17	10%	166
MEADOWCREST FAMILY PHYSICIANS		97	69	42%	166

COVID-19: testing by laboratory

Data through Apr 21, 2021 verified as of Apr 22, 2021 at 09:25 AM

Data in this report are provisional and subject to change.

The numbers in the table below represent the number of Florida and non-Florida residents for whom test results were received by the Department of Health. A person can be tested by more than one laboratory and can have both positive and negative results. **Therefore, the sum of the numbers in each column will be larger than the total number of people tested.**

Reporting lab	Inconclusive	Negative	Positive	Percent positive	Total
KINDRED HOSPITAL - SOUTH FLORIDA		162	3	2%	165
CITRUS HEALTH AND REHAB		132	33	20%	165
PEDIATRIC ASSOCIATES AT ARGYLE PA		158	7	4%	165
KINDRED HOSPITAL SOUTH FLORIDA		130	35	21%	165
WILTON MANORS HEALTH & REHABILITATION CENTER		156	9	5%	165
BROOKDALE BONITA SPRINGS		162	3	2%	165
BAYCARE HEALTH SYSTEMS	1	6	158	96%	165
THE ARLINGTON OF NAPLES INC.		162	3	2%	165
KRYSTAL BAY NURSING AND REHABILITATION		158	6	4%	164
NORTH PORT REHABILITATION AND NURSING CENTER□		163	1	1%	164
NSPIRE HEALTHCARE TAMARAC		124	40	24%	164
PRECISION GENETICS, INC		157	6	4%	163
WEST		144	19	12%	163
CLINICAL LABS OF HAWAII		163			163
BRADENTON HEALTH CARE		163			163
TRI COUNTY NURSING HOME		162	1	1%	163
Peninsula Care and Rehab		150	12	7%	162
HAZELDEN FLORIDA	1	154	7	4%	162
ADVENTHEALTH MEDICAL GROUP FAMILY MEDICINE AT		122	40	25%	162
PROMPT CARE OF CENTRAL FLORIDA			161	100%	161
SOMERBY LAKE NONA		154	7	4%	161
JPR URGENT MEDICAL CARE		157	4	2%	161
KEYSTONE REHAB		160			160
F&T MEDICAL RESEARCH, INC		160			160
ARCADIA HEALTH AND REHABILITATION CENTER		100	60	38%	160
ISLAND HEALTH AND REHABILITATION CENTER		159	1	1%	160
GREENBRIAR REHABILITATION AND NURSING CENTER	1	159			160
WALTON PLACE		159			159
MINUTECLINIC DIAGNOSTIC		150	9	6%	159
DESOTO PALMS ALF		154	5	3%	159
BROOKDALE PENSACOLA		158	1	1%	159
Nemours Children's Urgent Care		80	78	49%	158
WRIGHTS HEALTH CARE AND REHABILITATION CENTER		128	30	19%	158
WUESTHOFF REF LABORATORY			158	100%	158
ALL FLORIDA FAMILY AND SPORTS MEDICINE		134	23	15%	157
ALLCARE MEDICAL CENTERS PC		133	24	15%	157
MAINSTREAM DIAGNOSTIC LABORATORY LLC		133	24	15%	157
DOCTORS MEMORIAL FAMILY PRACTICE	2	119	36	23%	157
ARDEN COURTS OF PALM HARBOR		137	20	13%	157
TIMBERRIDGE NURSING HOME & REHAB		123	34	22%	157
POINTE, THE		129	28	18%	157
HOSPICE OF THE TREASURE COAST		152	5	3%	157
HEARTLAND SOUTH JACKSONVILLE OF JACKSONVILLE FL ,		156			156
Englewood Healthcare and Rehab		141	15	10%	156
PROVIDENCE HOSPITAL LABORATORY		147	8	5%	155
COCOA BEACH/ADVENT CENTRA		41	114	74%	155
DIAMOND RIDGE		147	8	5%	155

COVID-19: testing by laboratory

Data through Apr 21, 2021 verified as of Apr 22, 2021 at 09:25 AM

Data in this report are provisional and subject to change.

The numbers in the table below represent the number of Florida and non-Florida residents for whom test results were received by the Department of Health. A person can be tested by more than one laboratory and can have both positive and negative results. **Therefore, the sum of the numbers in each column will be larger than the total number of people tested.**

Reporting lab	Inconclusive	Negative	Positive	Percent positive	Total
GRAVITY DIAGNOSTICS		56	99	64%	155
CARE RESOURCE COMMUNITY HEALTH CENTERS INC		147	7	5%	154
FAWCETT MEMORIAL HOSPITAL-LAB		39	115	75%	154
CORE BIO LABS		76	78	51%	154
ATMORE COMMUNITY HOSPITAL LABORATORY		126	28	18%	154
AMERICAN HOUSE COCONUT POINT		133	21	14%	154
CHERRY OAK PALM BEACH COUNTY		146	8	5%	154
PRUITT HEALTH		152	2	1%	154
PALMETTTO FACILITY INC	1	153			154
WALGREENS 6221		136	18	12%	154
PHYSICIAN PARTNERS PERRY		89	64	42%	153
MERCY MEDICAL URGENT CARE CENTER INC		100	53	35%	153
CLEARWATER STATMED QUICK QUALITY CLINICS		43	109	72%	152
TUSCAN ISLE CHAMPIONSGATE OP CO LLC		150	2	1%	152
SUNNY HILLS ALF OF SEBRING INC		140	12	8%	152
MD NOW MEDICAL CENTERS INC		115	37	24%	152
CRANE CENTER		121	31	20%	152
TGH URGENT CARE - SEMINOLE			151	100%	151
NAVARRE GARDENS LLC		126	25	17%	151
BIGGERS FAMILY MEDICINE PA	1	136	14	9%	151
ORANGE COUNTY CORRECTIONS HEALTH SERVICES		121	30	20%	151
REFUAH HEALTH CENTER LABORATORY		143	8	5%	151
ADVENTHEALTH HOSPICE CARE CENTRAL FLORIDA		147	4	3%	151
FAWCETT MEMORIAL HOSPITAL LABORATORY			151	100%	151
The Crossroads		149	1	1%	150
CITRUS MEMORIAL HOSPITAL			150	100%	150
LABORATORY OF FLORIDA		97	53	35%	150
GOLD CHOICE SENIOR COMMUNITIES		109	41	27%	150
PALM BEACH COUNTY HEALTH DEPT LAB	4	139	7	5%	150
CROSSWINDS HEALTH AND REHABILITATION CENTER	1	147	2	1%	150
MINUTECLINIC DIAGNOSTIC OF SOUTH CARO		125	24	16%	149
SOUTH GEORGIA MEDICAL CENTER		99	50	34%	149
PRECISION HEALTH RESOURCES, LLC	1	133	15	10%	149
BRANDON COMMUNITY HEALTH CENTER		124	25	17%	149
MACKOUL PEDIATRICS FORT MYERS		130	18	12%	148
SEAGRASS VILLAGE FLEMING ISLAND		111	37	25%	148
MILLENNIUM LAB SERVICES			148	100%	148
MEMORY CARE OF NAPLES		146	1	1%	147
SONATA COCONUT CREEK	2	122	23	16%	147
East Bay Rehabilitation Center		113	34	23%	147
DAYSRING VILLAGE		125	22	15%	147
PROVISTA DIAGNOSTICS, INC		144	3	2%	147
CLINICA HISPANA		1	145	99%	146
BAYA URGENT CARE LLC		119	27	18%	146
WEDGEWOOD HEALTHCARE CENTER		94	52	36%	146
Quail Run Health Care Center		146			146
BOSTON RED SOX CLUB LP		144	2	1%	146

COVID-19: testing by laboratory

Data through Apr 21, 2021 verified as of Apr 22, 2021 at 09:25 AM

Data in this report are provisional and subject to change.

The numbers in the table below represent the number of Florida and non-Florida residents for whom test results were received by the Department of Health. A person can be tested by more than one laboratory and can have both positive and negative results. **Therefore, the sum of the numbers in each column will be larger than the total number of people tested.**

Reporting lab	Inconclusive	Negative	Positive	Percent positive	Total
HARBOR BEACH NURSING AND REHABILITATION CENTER		138	8	5%	146
AEGIS MEDICAL GROUP		121	24	17%	145
ADVENTHEALTH CENTRA CARE PONCIANA	1	81	63	43%	145
BROOKDALE CAPE CORAL		145			145
REGENCY CARE OF BLOUNTSTOWN LLC		135	10	7%	145
FAMILY EXTENDED CARE OF CENTRAL TAMPA		127	18	12%	145
NCRNC INC		140	4	3%	144
WINDSOR OF LAKEWOOD RANCH,THE		142	2	1%	144
OPPENHEIMER PLASTIC SURGERY LLC		139	5	3%	144
WILLOWBROOKE COURT AT ST ANDREWS ESTATES		139	5	3%	144
PALM GARDEN OF PINELLAS		143			143
MAGNOLIA MEDICAL CLINIC		34	109	76%	143
SMILEY MEDICAL GROUP		108	35	24%	143
JEFFERY WEINZWEIG		2	141	99%	143
DAYSPRING SENIOR LIVING LLC		141	2	1%	143
MINUTECLINIC LLC #4987		125	17	12%	142
OAKS OF KISSIMMEE HEALTH AND REHABILITATION CENTER		139	3	2%	142
OAKHURST CENTER		135	7	5%	142
DB MD		126	16	11%	142
RESEARCH CENTERS OF AMERICA, LLC		117	24	17%	141
MD NOW MEDICAL CENTERS, INC.		110	31	22%	141
LabCorp L#09258090 M#09258105		74	67	48%	141
NOVARI CARE LLC		97	44	31%	141
PORT ST LUCIE REHABILITATION AND HEALTHCARE		98	43	30%	141
GATEWAY CARE CENTER		139	2	1%	141
LEE MEMORIAL HEALTH SYSTEM HEALTH FAIR		136	5	4%	141
UNITED CLINICAL LABORATORIES		132	9	6%	141
MV MEDICAL PRACTICE DBA PRIMARY URGENT CARE		134	7	5%	141
REGENCY OAKS HEALTH CENTER		138	2	1%	140
Gabisa Medical LLC		139			139
GRAND OAKS HEALTH & REHABILITATION		138	1	1%	139
GARDENS HEALTH NH LLC		136	3	2%	139
ARDEN COURTS OF LELY PALMS□		137	2	1%	139
SUMMIT MEDICAL GROUP		127	12	9%	139
Gulf Coast Healthcare (Longwood Health and Rehab		118	21	15%	139
KINDRED HOSPITAL NORTH FLORIDA	3	127	8	6%	138
CARENOW URGENT CARE - LAKE MARY			138	100%	138
AMERICAN PATHOLOGY PARTNERS		136	2	1%	138
ADVENT HEALTH CENTRA CARE - CITRUS PARK		9	129	93%	138
AHEC CLINIC		8	130	94%	138
Centre Pointe Health and Rehabilitation Center		127	11	8%	138
GRAND VILLA OF ORMOND BEACH		132	6	4%	138
MANOR CARE OF PALM HARBOR		135	3	2%	138
ADVENT HEALTH CENTRA CARE - DELAND		28	110	80%	138
Lakeside Nursing and Rehabilitation Center	1	112	25	18%	138
MANOR AT BLUEWATER BAY		131	7	5%	138
DIAGNOSTIC LABORATORY OF OKLAHOMA		111	26	19%	137

COVID-19: testing by laboratory

Data through Apr 21, 2021 verified as of Apr 22, 2021 at 09:25 AM

Data in this report are provisional and subject to change.

The numbers in the table below represent the number of Florida and non-Florida residents for whom test results were received by the Department of Health. A person can be tested by more than one laboratory and can have both positive and negative results. **Therefore, the sum of the numbers in each column will be larger than the total number of people tested.**

Reporting lab	Inconclusive	Negative	Positive	Percent positive	Total
A2Z DIAGNOSTICS		136	1	1%	137
SPRING HAVEN RETIREMENT	1	133	3	2%	137
JOHN KNOX VILLAGE OF CENTRAL FLORIDA		132	5	4%	137
DOCTOR'S IN HOUSE LABORATORY		18	119	87%	137
OCALA CBOC		131	6	4%	137
HIGHLANDS MEDICAL CENTER		134	3	2%	137
MED COMP SCIENCES		3	134	98%	137
ADVENT HEALTH CENTRA CARE - ORANGE CITY	1	53	82	60%	136
CLARE BRIDGE OF CAPE CORAL	1	135			136
HARBORCHASE OF VERO BEACH	1	117	18	13%	136
LONGWOOD HEALTH AND REHABILITATION CENTER		124	12	9%	136
SONATA DELRAY BEACH		125	11	8%	136
LIFE CARE CENTER OF JACKSONVILLE		115	21	15%	136
IRL MARKET LAB ALACHUA		104	31	23%	135
SONATA WEST		133	2	1%	135
WELLOW URGENT CARE PC		133	2	1%	135
PEDIATRIC CARE CENTER		135			135
ARIZONA DEPARTMENT OF HEALTH SERVICES		5	130	96%	135
SANIBEL INTERNAL MEDICINE, LLC		129	5	4%	134
SANDALWOOD NURSING CENTER		127	7	5%	134
ADVANCED MEDICAL CENTER		86	48	36%	134
STEWART MEDICAL GROUP		34	100	75%	134
SUNY UPSTATE OVERFLOW LABORATORY		134			134
SOUTH CAMPUS FACILITY INC		122	12	9%	134
CORNERSTONE MEDICAL CARE OF BRANDON PL		109	24	18%	133
VITAS HEALTHCARE		122	11	8%	133
LABCORP RTP		54	79	59%	133
The Crossings		131	2	2%	133
THE REHABILITATION CENTER OF LAKE CITY		127	5	4%	132
LONGWOOD CARDIOLOGY			132	100%	132
AMERICAN HOUSE-BONITA SPRINGS		131	1	1%	132
VITAS HEALTHCARE CORPORATION OF FLORIDA		128	4	3%	132
GRAND VILLA OF LAKE LAND		126	6	5%	132
CENTRACARE		18	114	86%	132
COASTAL DETOX		129	3	2%	132
SONNIS PEDIATRICS PA		118	14	11%	132
TURNING POINT OF TAMPA		125	7	5%	132
THE WELLNESS CENTER AT LAKEWOOD RANCH		43	88	67%	131
FLORIDA DEPARTMENT OF HEALTH IN WALTON COUNTY		117	14	11%	131
LAKELAND REGIONAL HEALTH LAKE MIRIAM	2	87	42	32%	131
FOUNTAINS OF HOPE LLC, THE		130	1	1%	131
INTEGRATED REGIONAL LABORATORIES		119	12	9%	131
WILLOW BROOKE COURT AT AZALEA TRACE		128	2	2%	130
CHARLES CROFT MD	1	127	2	2%	130
NORTHEAST FLORIDA STATE HOSP-NURSING		129	1	1%	130
ALTERNATIVE LIVING, INC DBA TWIN CITIES PAVILION		127	3	2%	130
MOOSEHAVEN LIFE CARE CENTER		130			130

COVID-19: testing by laboratory

Data through Apr 21, 2021 verified as of Apr 22, 2021 at 09:25 AM

Data in this report are provisional and subject to change.

The numbers in the table below represent the number of Florida and non-Florida residents for whom test results were received by the Department of Health. A person can be tested by more than one laboratory and can have both positive and negative results. **Therefore, the sum of the numbers in each column will be larger than the total number of people tested.**

Reporting lab	Inconclusive	Negative	Positive	Percent positive	Total
WALGREENS #04809	1	112	17	13%	130
ST PETERSBURG PEDIATRICS-MLK JUNIOR BLVD		120	10	8%	130
COQUINA CENTER		125	5	4%	130
TRI-COUNTY NURSING HOME		117	12	9%	129
BMHSI-AEL MICROBIOLOGY LABORATORY	2	102	25	19%	129
ST JOHNS COUNTY DETENTION CENTER		129			129
ARBOR TERRACE SAN JOSE LLC	3	124	2	2%	129
OAKS OF CLEARWATER, THE		126	3	2%	129
QUICK CARE MED PL CR		80	49	38%	129
MINUTECLINIC DIAGNOSTIC OF NORTH CAROL		105	24	19%	129
ROHR HOME		125	4	3%	129
SUNRISE SENIOR LIVING OF JACKSONVILLE		119	9	7%	128
MEYER PEDIATRICS		111	16	13%	127
PANAMA PHARMACY	3	106	18	14%	127
ANYLABTEST NOW		119	8	6%	127
BAY REGIONAL URGENT CARE	1	86	40	31%	127
GESSLER CLINIC PA		98	29	23%	127
Shoal Creek Rehabilitation Center		85	42	33%	127
HILLSBOROUGH COUNTY DEVELOPMENTAL CTR	1	117	9	7%	127
KINDRED HOSPITAL-BAY AREA-ST PETERSBURG LAB	1	120	6	5%	127
SURFSIDE URGENT CARE		104	23	18%	127
DIATHERIX LABORATORIES		73	54	43%	127
THE CLUB AND REHABILITATION CENTER		126	1	1%	127
ALLIANCE PEDIATRICS		95	31	25%	126
MICRO PATH LABORATORIES INC		123	3	2%	126
L&S SENIOR CARE DBA ARCADIA OAKS	4	121	1	1%	126
MORTON PLANT HOSPITAL NURSING		2	124	98%	126
SOLARIS SENIOR LIVING OF MERRITT ISLAND		121	5	4%	126
SEMINOLE SPORTS AND FAMILY MEDICINE		109	16	13%	125
HEARTLAND PHARMACY LAKE PLACID, INC		94	31	25%	125
BROOKDALE PALM COAST		125			125
IQBAL A FARUQUI MD		93	32	26%	125
FLORIDA DEPARTMENT OF HEALTH IN LAKE COUNTY	1	79	45	36%	125
WINDERMERE MEDICAL CENTER		119	5	4%	124
ISLAND URGENT CARE PLLC DBA AFC URGENT CARE		123	1	1%	124
LANDMARK HOSPITAL SOUTHWEST FLORIDA LLC		121	3	2%	124
Mt Sinai Aventura			124	100%	124
KEYSTYLE LIVING LLC	1	122	1	1%	124
ARBOR GLEN AT ARBOR TRACE	2	113	9	7%	124
ADVENT HEALTH CENTRA CARE - BRANDON		31	93	75%	124
NORTH FL SOUTH GA HCS-MALCOM RANDALL VAMC			124	100%	124
GRAND AVE PHARMACY		89	34	28%	123
MONTEFIORE MEDICAL CENTER LABORATORIES - MOSES		113	10	8%	123
FLORIDA ATLANTIC UNIVERSITY		116	7	6%	123
CITRUS MEMORIAL HEALTH SYSTEM LAB		2	121	98%	123
CENTRAL FLORIDA HEALTH SERVICES		94	29	24%	123
PEDIATRIC SERVICES AND BREATHING CENTER PA		94	29	24%	123

COVID-19: testing by laboratory

Data through Apr 21, 2021 verified as of Apr 22, 2021 at 09:25 AM

Data in this report are provisional and subject to change.

The numbers in the table below represent the number of Florida and non-Florida residents for whom test results were received by the Department of Health. A person can be tested by more than one laboratory and can have both positive and negative results. **Therefore, the sum of the numbers in each column will be larger than the total number of people tested.**

Reporting lab	Inconclusive	Negative	Positive	Percent positive	Total
TIFFANY HALL NURSING AND REHAB CENTER		114	9	7%	123
VILLAGE ON THE ISLE☐		117	6	5%	123
GENEDX		48	75	61%	123
PSL NAPLES BH OPERATIONS, LLC		123			123
ARDEN COURTS OF WEST PALM BEACH		122	1	1%	123
SEVEN HILLS HEALTH AND REHABILITATION CENTER		107	16	13%	123
MINUTECLINIC DIAGNOSTIC OF RHODE ISLAND, LLC #729		118	4	3%	122
PARKVIEW HEALTH		121	1	1%	122
PHYSICIANS REGIONAL CLINIC		92	30	25%	122
TGH URGENT CARE – TYRONE		3	119	98%	122
BIODESIX, INC.		93	29	24%	122
PRIME HEALTH OF NORTH PORT LLC		102	20	16%	122
THREE OAKS PHARMACY INC		109	13	11%	122
PALMS EDGE	1	113	8	7%	122
PINELLAS COUNTY JAIL			121	100%	121
THE COURTYARD ASSISTED LIVING		117	4	3%	121
Crystal Health & Rehab Center		115	6	5%	121
PANCARE HEALTH GULF COUNTY		93	28	23%	121
SIGNATURE HEALTHCARE OF PORT CHARLOTTE		114	7	6%	121
EC OPCO CARROLLWOOD LLC		114	7	6%	121
BROOKDALE JENSEN BEACH☐		118	3	2%	121
URGENT CARE TCMA			121	100%	121
WESTCHESTER MEDICAL CENTER	1	115	5	4%	121
Sandy Ridge Center for Rehabilitation and Healing		100	21	17%	121
LATE HOURS URGENT CARE		63	57	48%	120
FLAGLER COLLEGE HEALTH SERVICES		86	34	28%	120
ARBOR TERRACE ORTEGA LLC	2	116	2	2%	120
MY CLINICAL LAB INC		17	102	86%	119
MATHISON RETIREMENT COMMUNITY		114	5	4%	119
Hialeah Nursing And Rehabilitation Center		113	6	5%	119
PICH KTM CORP DBA MEDTOWN PHARMACY		102	17	14%	119
COASTAL HEALTH AND REHAB		110	9	8%	119
MED ONE AT SAINT AUGUSTINE		87	32	27%	119
FHMG LAKE MARY PEDS		103	16	13%	119
HOBDAIR FAMILY HEALTH LLC☐		83	36	30%	119
RDX BIOSCIENCE		60	59	50%	119
ORANGE PARK PEDIATRICS		108	11	9%	119
MINUTECLINIC DIAGNOSTIC OF NORTH CARO		103	15	13%	118
SH HERON EAST LLC☐		103	15	13%	118
BROWARD HEALTH CORAL SPRINGS EPIDEMIOLOGY DEPT		1	117	99%	118
VILLAS OF HOLLY BROOK - BRADENTON 14TH		116	2	2%	118
HOSPICE OF THE EMERALD COAST INC - PANAMA CITY	2	108	7	6%	117
Golfview Healthcare Center		111	6	5%	117
BROOKDALE COLONIAL PARK	2	114	1	1%	117
ISLAND DOCTORS		23	94	80%	117
FHMG- FLORIDA HOSPITAL MEDICAL GROUP		103	14	12%	117
HOSPICE OF MARTIN & ST LUCIE, INC		114	3	3%	117

COVID-19: testing by laboratory

Data through Apr 21, 2021 verified as of Apr 22, 2021 at 09:25 AM

Data in this report are provisional and subject to change.

The numbers in the table below represent the number of Florida and non-Florida residents for whom test results were received by the Department of Health. A person can be tested by more than one laboratory and can have both positive and negative results. **Therefore, the sum of the numbers in each column will be larger than the total number of people tested.**

Reporting lab	Inconclusive	Negative	Positive	Percent positive	Total
NEIGHBORHOOD MEDICAL CENTER		112	5	4%	117
CAREATC, INC.	1	109	7	6%	117
UNIVERSITY HEALTH SYSTEM INC		106	11	9%	117
BELVEDERE COMMONS OF FORT WALTON BEACH		106	10	9%	116
GRAND VILLA OF DELAND		108	8	7%	116
LEE COUNTY SCHOOL DISTRICT	1	108	7	6%	116
DELAND WELLNESS CENTER			116	100%	116
MD 365 MEDICAL CARE		115	1	1%	116
BAY PINES MEDICAL ASSOCIATES		1	114	99%	115
CABANA AT JENSEN DUNES, THE		111	4	3%	115
Alhambra Health and Rehabilitation		115			115
SUNFLOWER SPRINGS ASSISTED LIVING		105	10	9%	115
TREASURE COAST MEDICAL ASSOCIATES		4	111	97%	115
SUMMIT MEDICAL GROUP PA		105	10	9%	115
WESTWOOD NURSING & REHAB		81	34	30%	115
J FRANK AVEY MD		89	26	23%	115
SOUTH BALDWIN MEDICAL CENTER GULF SHORES		91	23	20%	114
Fouraker Hills Rehab and Nursing		105	9	8%	114
TUSCAN ISLE OPERATING COMPANY LLC DBA		110	4	4%	114
ARDEN COURTS OF SARASOTA		97	17	15%	114
UNIVERSITY MEDICAL CENTER SUITES		100	14	12%	114
Courtyards of Orlando Care Center		102	12	11%	114
AVOW HOSPICE INC		114			114
ELAN BUENA VISTA		97	17	15%	114
ADVANCED EMURGENT CARE		28	85	75%	113
PUTNAM COUNTY SHERIFFS OFFICE		103	10	9%	113
PATRICK AIR FORCE BASE		7	106	94%	113
QUALITY URGENT CARE AND WELLNESS		71	41	37%	112
CLEVELAND CLINIC FOUNDATION		12	100	89%	112
ALLIED HEALTH FORT PIERCE		112			112
TREASURE COAST PRIMARY CARE		91	21	19%	112
VRL EUROFINs - HAWAII		112			112
CSL PLASMA INC		8	103	93%	111
G & R HEALTH MART PHARMACY		91	20	18%	111
NAPHCARE, INC.		101	10	9%	111
CARE CENTERS OF NASSAU, LLC - HENDRICKS RD		110	1	1%	111
ADVENTHEALTH MEDICAL GROUP PRIMARY CARE		103	8	7%	111
MG PORT CHARLOTTE II SUBTENANT LLC		99	12	11%	111
ALL MY KIDS PEDIATRICS INC		78	33	30%	111
GIBBENS FAMILY MEDICAL, LLC		91	19	17%	110
LAKE HOUSE ASSISTED LIVING		93	17	15%	110
OMNI HEALTHCARE, INC		106	4	4%	110
VIERA HOSPITAL			110	100%	110
LENOX HILL HOSPITAL		101	9	8%	110
AU HEALTH		93	16	15%	109
VITAS HEALTHCARE CORP OF FLORIDA		108	1	1%	109
CAREMOUNT MEDICAL - PATHOLOGY		105	4	4%	109

COVID-19: testing by laboratory

Data through Apr 21, 2021 verified as of Apr 22, 2021 at 09:25 AM

Data in this report are provisional and subject to change.

The numbers in the table below represent the number of Florida and non-Florida residents for whom test results were received by the Department of Health. A person can be tested by more than one laboratory and can have both positive and negative results. **Therefore, the sum of the numbers in each column will be larger than the total number of people tested.**

Reporting lab	Inconclusive	Negative	Positive	Percent positive	Total
Riviera Health Resort		108	1	1%	109
CONSULATE HEALTH CARE OF SARASOTA	1	108			109
UNIVERSTIY CENTER MEDICAL LLC DBA	1	102	5	5%	108
CAN COMMUNITY HEALTH		106	2	2%	108
EMERALD COAST BEHAVIORAL HOSPITAL		102	6	6%	108
North Lake Care Center		107	1	1%	108
EVANS HEALTH CARE		106	2	2%	108
BLOCK NATION CHASE		91	17	16%	108
MINUTECLINIC DIAGNOSTIC OF OHIO LLC		86	22	20%	108
HARBORCHASE OF NAPLES		93	15	14%	108
AESTHETIC SURGERY CENTER OF WINTER PARK, THE	3	99	5	5%	107
Ocala Oaks Rehabilitation Center		101	6	6%	107
BAY VIEW HEALTHCARE		85	22	21%	107
MINUTECLINIC DIAGNOSTIC OF SOUTH CAROLINA, LLC		87	20	19%	107
NAVY HOSPITAL			107	100%	107
325TH MEDICAL GROUP		87	19	18%	106
ASHRAF MEDICAL GROUP PLLC DBA PULSE MD		103	3	3%	106
NORTH FLORIDA EVALUATION AND TREATMENT CENTER	2	99	5	5%	106
ELMCROFT OF BELLA VITA		98	8	8%	106
BROOKDALE CANOPY OAKS		74	32	30%	106
HEART OF FLORIDA REGIONAL MED CTR		35	71	67%	106
NORTH SHORE MEDICAL LABS	1	98	7	7%	106
ST PETERSBURG PEDIATRICS-SEMINOLE		92	13	12%	105
MEDICAL CONSULTANTS OF FLORIDA DBA	1	90	14	13%	105
SACRED HEART MEDICAL GROUP URGENT CARE		84	21	20%	105
MAJESTIC OAKS		102	3	3%	105
WHITE PLAINS HOSPITAL CENTER LAB		101	4	4%	105
GRANDE, THE	2	98	4	4%	104
VISTA MANOR		92	12	12%	104
BAPTIST MEDICAL CENTER SOUTH		82	22	21%	104
EAST RIDGE RETIREMENT VILLAGE INC		104			104
PEDIATRIC CARE CENTER- JACKSONVILLE BEACH		75	29	28%	104
PREDICTIVE LABORATORIES, INC	1	90	13	13%	104
LIFESTREAM BEHAVIORIAL CENTER		82	21	20%	103
LECONTE MEDICAL CENTER LAB		84	19	18%	103
ST MARK ASSISTED LIVING CENTER	1	90	12	12%	103
TALLAHASSEE VA OPC		98	5	5%	103
BLISS HEALTHCARE SERVICES	1	78	24	23%	103
MENORAH HOUSE		102	1	1%	103
KALEIDA HEALTH CENTER FOR LABORATORY		96	6	6%	102
TOTAL CARE PLUS LLC			102	100%	102
HENNEPIN HEALTHCARE LABORATORY		102			102
SUNSHINE GARDENS		101	1	1%	102
PruittHealth Fleming Island		87	15	15%	102
MIAMI BEACH COMMUNITY HEALTH CENTER		2	99	98%	101
BROOKDALE VERO BEACH SOUTH AL		101			101
AFTER HOURS PEDIATRICS			101	100%	101

COVID-19: testing by laboratory

Data through Apr 21, 2021 verified as of Apr 22, 2021 at 09:25 AM

Data in this report are provisional and subject to change.

The numbers in the table below represent the number of Florida and non-Florida residents for whom test results were received by the Department of Health. A person can be tested by more than one laboratory and can have both positive and negative results. **Therefore, the sum of the numbers in each column will be larger than the total number of people tested.**

Reporting lab	Inconclusive	Negative	Positive	Percent positive	Total
TROPICANA MANUFACTURING COMPANY INC		95	6	6%	101
PORT CHARLOTTE REHABILITATION CENTER		87	14	14%	101
ORLANDO LUTHERAN TOWERS ASSISTED LIVING		101			101
SOUTH LAKE PEDIATRICS		87	14	14%	101
CCS - BROWARD COUNTY JAIL		94	7	7%	101
TREASURE COAST PEDIATRICS PA		95	6	6%	101
MACADAMS HOME HEALTH AGENCY		100	1	1%	101
EMERALD COAST CENTER		96	4	4%	100
DOUGLAS T JACOBSON STATE VETERANS HOME		100			100
EXPRESS DOCS LLC		11	89	89%	100
Consulate Health Care of Port Charlotte		98	2	2%	100
GLOBAL CENTRAL LABS AT PPD	2	88	10	10%	100
NORTH CENTRAL BRONX HOSPITAL		95	5	5%	100
DEVANSH LAB WERKS INC		79	20	20%	99
CENTRAL FLORIDA HEALTH CARE		47	52	53%	99
PALM BAY HOSPITAL			99	100%	99
HAWTHORN HOUSE		85	14	14%	99
Cross Landings Health and Rehabilitation		97	2	2%	99
Consulate Health Care of Jacksonville		85	14	14%	99
OHI WEST INC		87	11	11%	98
SEMINOLE COUNTY HEALTH DEPARTMENT		79	19	19%	98
LANDMARK, THE		48	50	51%	98
KORGENE LAB	1	28	69	70%	98
URINEGOODHANDS LLC		96	2	2%	98
FLORIDA COMMUNITY HEALTH CENTERS INC			98	100%	98
PLAZA OF HALLANDALE BEACH		98			98
VALLEY MEDICAL CENTER		91	7	7%	98
HURLBURT FIELD CLINIC		39	58	60%	97
RARITAN BAY PERTH AMBOY		88	9	9%	97
HEALTH CENTERS AT BRENTWOOD		96	1	1%	97
PUBLIC SQUARE PHARMACY LLC		77	20	21%	97
ARBOR TRAIL		77	20	21%	97
MINNESOTA TWINS		92	5	5%	97
RIDGEWOOD DIAGNOSTIC LABORATORY		92	5	5%	97
SUPERIOR RESIDENCES OF LECANTO		82	15	15%	97
PEDIATRIC ASSOCIATES ORLANDO		82	14	15%	96
BAYSHORE MEMORY CARE		96			96
LAFAYETTE NURSING AND REHABILITATION CENTER		94	2	2%	96
LABFIRST - DEPARTMENT OF PATHOLOGY		92	4	4%	96
PENNSYLVANIA DEPT OF HEALTH		21	75	78%	96
QPS, LLC		93	3	3%	96
MARKET STREET VIERA		95	1	1%	96
VILLAGES VA CBOC	2	87	6	6%	95
COLONY CARE CENTER		79	16	17%	95
HUNTSVILLE HOSPITAL LABORATORY		69	26	27%	95
PRIMECARE AT TWIN LAKES		2	93	98%	95
ADVENT HEALTH CENTRA CARE - EAST ORLANDO		65	30	32%	95

COVID-19: testing by laboratory

Data through Apr 21, 2021 verified as of Apr 22, 2021 at 09:25 AM

Data in this report are provisional and subject to change.

The numbers in the table below represent the number of Florida and non-Florida residents for whom test results were received by the Department of Health. A person can be tested by more than one laboratory and can have both positive and negative results. **Therefore, the sum of the numbers in each column will be larger than the total number of people tested.**

Reporting lab	Inconclusive	Negative	Positive	Percent positive	Total
THE TERRACE OF KISSIMMEE		80	15	16%	95
CROSS CITY REHABILITATION AND HEALTH CARE CENTER		72	23	24%	95
ERIE COUNTY MEDICAL CTR CLINICAL LABS		90	4	4%	94
Conway Lakes Health and Rehabilitation Center		93	1	1%	94
DIAGNOSTIC SOLUTIONS		3	91	97%	94
ADVENT HEALTH CENTRA CARE - WATERMAN		79	15	16%	94
EAST ALABAMA MEDICAL CENTER LABORATORY		82	12	13%	94
BRIDGEVIEW CENTER LLC		81	13	14%	94
STONY BROOK UNIVERSITY MEDICAL CENTER		80	14	15%	94
WE SCREEN LLC		89	4	4%	93
NEW SMYRNA BEACH URGENT CARE			93	100%	93
A COUNTRY PLACE ASSISTED LIVING FACILITY		91	2	2%	93
PRESERVE AT PALM AIRE	3	90			93
WINDSOR OAKS		92	1	1%	93
DAVITA LABORATORY		69	23	25%	92
SIGNATURE HEALTHCARE OF MIDDLEBURG		90	2	2%	92
KINDRED AT HOME		83	9	10%	92
Baldwin Pediatrx		81	11	12%	92
JOHN KNOX VILLAGE OF FLORIDA ALF	1	87	4	4%	92
BARRY UNIVERSITY STUDENT HEALTH SERVICES		52	40	43%	92
HERON CLUB AT PRESTANCIA		89	2	2%	91
ROSECASTLE AT DELANEY CREEK		90	1	1%	91
SUN CLINICAL LABORATORIES		90	1	1%	91
BAHIA OAKS LODGE		85	6	7%	91
MAGNOLIA DIAGNOSTIC		2	89	98%	91
CENTURY CENTER FOR REHABILITATION & HEALING		73	18	20%	91
TREASURE COAST FORENSIC TREATMENT CTR		70	21	23%	91
AVERO DIAGNOSTICS		67	24	26%	91
DEBARY HEALTH AND REHABILITATION CENTER		88	3	3%	91
CRESTVIEW URGENT CARE		16	74	82%	90
CATHOLIC HEALTH SERVICES REGIONAL LAB		82	8	9%	90
LAKE GIBSON VILLAGE, LLC		87	3	3%	90
Lanier Rehab		64	26	29%	90
MD 365 MEDICAL CARE PLLC		90			90
CHILDRENS CLINIC		39	51	57%	90
GRAND OAKS OF JENSEN BEACH LLC		88	2	2%	90
GRACE MEDICAL HOME		74	16	18%	90
PANIRA HEALTHCARE CLINIC		2	88	98%	90
COOPER FAMILY MEDICAL PLLC		70	20	22%	90
CATHOLIC HEALTH SYSTEM DEPT LABORATORY		86	4	4%	90
Winter Garden Rehab and Nursing Facility		79	11	12%	90
KEYS MEDICAL GROUP			90	100%	90
MANATEE COUNTY JAIL		89	1	1%	90
ADVENT HEALTH - FOUR CORNERS ER		62	28	31%	90
Winter Park Care and Rehab		88	1	1%	89
KINGS BAY PEDIATRICS LLC		83	6	7%	89
STUART LODGE LIVING LLC		66	23	26%	89

COVID-19: testing by laboratory

Data through Apr 21, 2021 verified as of Apr 22, 2021 at 09:25 AM

Data in this report are provisional and subject to change.

The numbers in the table below represent the number of Florida and non-Florida residents for whom test results were received by the Department of Health. A person can be tested by more than one laboratory and can have both positive and negative results. **Therefore, the sum of the numbers in each column will be larger than the total number of people tested.**

Reporting lab	Inconclusive	Negative	Positive	Percent positive	Total
CALADIUM PEDIATRICS		79	10	11%	89
ATRIUM AT LIBERTY PARK□		85	4	4%	89
MIAMI SHORES NURSING & REHAB		89			89
FREEDOM INN AT TARPON SPRINGS		82	7	8%	89
EVENTEST, LLC		87	2	2%	89
NORTH FLORIDA SPINE AND WELLNESS		69	20	22%	89
GOVERNOR'S CREEK HEALTH & REHABILITATION		87	1	1%	88
PERSONAL PEDIATRICS		78	10	11%	88
FLORIDA PEDIATRIC GROUP		31	57	65%	88
MEDRITE URGENT CARE		74	14	16%	88
JERICO URGENT CARE		84	4	5%	88
ST VINCENT'S BIRMINGHAM		81	7	8%	88
BISHOP GRADY VILLAS		85	2	2%	87
ACE BIOMEDICAL LABS LLC		73	14	16%	87
BAYLOR GENETICS		75	12	14%	87
PACIFIC ANALYTICS			87	100%	87
EISENHOWER ARMY MEDICAL CENTER		80	7	8%	87
CLYDE E LASSEN STATE VETERANS NURSING HOME		62	25	29%	87
UNIVERSITY OF NEW MEXICO HOSPITAL		87			87
BRANDON HEALTH AND REHABILITATION CENTER	1	85	1	1%	87
DOCTORS CENTER PA,THE		73	14	16%	87
Summit Medical Group, Pa Db a Citymd		80	7	8%	87
SUNCOAST TECHNICAL COLLEGE SCHOOL OF HEALTH		86			86
BRILLIANCE ASSISTED LIVING		69	17	20%	86
ENCOMPASS HEALTH REHABILITATION HOSPITAL OF LARGO		83	3	3%	86
BEACHES PEDIATRICS PA		81	5	6%	86
WALGREENS #12673		82	4	5%	86
PENSACOLA DEVELOPMENTAL CENTER		67	19	22%	86
CHAMBREL AT ISLAND LAKE		82	4	5%	86
DISCOVERY VILLAGE AT THE FORUM		86			86
HUNTINGTON HOSPITAL LABORATORY		82	3	4%	85
W. FRANK WELLS NURSING HOME		84	1	1%	85
PRMG - EAST NAPLES	1	73	11	13%	85
LPG PRIMARY CARE AT SURFSIDE		74	11	13%	85
SUWANNEE COUNTY SHERIFF OFFICE		82	3	4%	85
MEDEXPRESS - BLOOMIN BRANDS		65	20	24%	85
ARBOR OAKS AT TYRONE	9	73	2	2%	84
LONG TERM CARE OF JAY, LLC		63	21	25%	84
NITE LITE PEDIATRICS – JACKSONVILLE		76	8	10%	84
MIRIMUS CLINICAL LABS	2	36	46	55%	84
PARK OF THE PALMS INC		83	1	1%	84
PEDIATRIC SERVICES OF AMERICA INC		79	5	6%	84
PINES OF SARASOTA GARDEN		84			84
SHERMAN-ABRAMS LABORATORY INC		76	7	8%	83
MID FLORIDA PRIMARY CARE PA		69	14	17%	83
CANOPY ON BERRYHILL, THE		51	32	39%	83
JENNIFER J CHIAVETTA-GRLSANTI DC		66	17	20%	83

COVID-19: testing by laboratory

Data through Apr 21, 2021 verified as of Apr 22, 2021 at 09:25 AM

Data in this report are provisional and subject to change.

The numbers in the table below represent the number of Florida and non-Florida residents for whom test results were received by the Department of Health. A person can be tested by more than one laboratory and can have both positive and negative results. **Therefore, the sum of the numbers in each column will be larger than the total number of people tested.**

Reporting lab	Inconclusive	Negative	Positive	Percent positive	Total
LABCORP EMPLOYER SERVICES		82	1	1%	83
LAKE HOWELL FAMILY MEDICINE ASSOCIATES		69	14	17%	83
MISIR DRUGS LLC		70	13	16%	83
PLYMOUTH HOME FOR ADULTS, INC.	8	74	1	1%	83
VANDERBILT UNIVERSITY MEDICAL CENTER		74	9	11%	83
THE PAVILION FOR HEALTH CARE		72	10	12%	82
AR ANESTHESIA LLC		80	2	2%	82
LAB		29	53	65%	82
INSTITUTE OF PATHOLOGY KINGS COUNTY		79	3	4%	82
Lexington Health and Rehabilitation Center		82			82
ARLINGTON OF NAPLES INC, THE		82			82
DELCARE PA		66	16	20%	82
CVS NY4098030POCT NEW YORK		81	1	1%	82
BIO-TECH CLINICAL LABORATORIES		41	40	49%	81
MEDICAL PAVILION CLINIC		63	18	22%	81
GUIDEWELL EMERGENCY MEDICINE DOCTORS LLC		48	33	41%	81
LAB PLUS, LLC AT SAINT THOMAS WEST HOSPITAL		67	14	17%	81
INFINITY BIOLOGIX LLC OAKDALE		76	5	6%	81
CAMPBELL URGENT CARE		15	66	81%	81
HOLMES COUNTY HEALTH DEPARTMENT	1	67	13	16%	81
ENCOMPASS HEALTH REHABILITATION HOSPITAL		80			80
BROWARD HEALTH MEDICAL CENTER CLINICAL LAB			80	100%	80
ECOLAB GROUP		45	35	44%	80
EMERGENCY PHYSICIANS MEDICAL CENTER LLC		57	23	29%	80
BALMORAL TENANT SERVICES INC	1	43	36	45%	80
Gulfport Rehabilitation Center		77	3	4%	80
COASTAL LABORATORIES OF FLORIDA		68	11	14%	79
EDGEWATER AT WATERMAN VILLAGE		78	1	1%	79
LEVY COUNTY DEPARTMENT OF HEALTH		58	21	27%	79
VETERANS AFFAIRS MEDICAL CENTER - PALO ALTO		28	51	65%	79
WALGREENS 2941		75	4	5%	79
ALTAMONTE PEDIATRIC ASSOCIATES		31	48	61%	79
CVS MINUTE CLINIC		1	78	99%	79
SMS DO PA		66	13	16%	79
SIMED LABORATORY		63	16	20%	79
CONCENTRA - FT LAUDERDALE - COMMERCIAL BLVD		79			79
ROYAL CARE OF AVON PARK		76	3	4%	79
CBS LABS OF TAMPA LLC		3	76	96%	79
NEW MEXICO STATE PUBLIC HEALTH DIVISION		78			78
AESTHETIC ENHANCEMENTS		78			78
CENTRAL BALDWIN IMMEDIATE CARE & FAMILY PRACTICE		60	18	23%	78
LAKE MORTON PLAZA□		75	3	4%	78
THE GOOD SHEPARDS OF DELAND-WEST		76	1	1%	77
ORANGE CITY NURSING AND REHAB		75	2	3%	77
PM PEDIATRICS		65	12	16%	77
HEALTH FIRST - PALM BAY HOSPITAL		2	75	97%	77
SANTA BARBARA CARE CENTER		55	22	29%	77

COVID-19: testing by laboratory

Data through Apr 21, 2021 verified as of Apr 22, 2021 at 09:25 AM

Data in this report are provisional and subject to change.

The numbers in the table below represent the number of Florida and non-Florida residents for whom test results were received by the Department of Health. A person can be tested by more than one laboratory and can have both positive and negative results. **Therefore, the sum of the numbers in each column will be larger than the total number of people tested.**

Reporting lab	Inconclusive	Negative	Positive	Percent positive	Total
BAYCARE MEDICAL GROUP		71	6	8%	77
NORTH SHORE UNIVERSITY HOSPITAL LABORATORY		70	7	9%	77
GRAND ST PAUL CVS		76	1	1%	77
WALGREENS 9627		71	6	8%	77
BOND CLINIC PA		45	32	42%	77
WEST VOLUSIA FAMILY AND SPORTS MEDICINE		75	2	3%	77
DOH-WEST PALM BEACH BRANCH LABORATORY		3	74	96%	77
MOBILE PHYSICIAN SERVICES INC		68	8	11%	76
ASSOCIATED CLINICAL LABORATORIES		68	8	11%	76
DYNAMIC MEDICAL USA			76	100%	76
PROMEDICA LABORATORIES		21	55	72%	76
WINDSOR REFLECTIONS		75	1	1%	76
S-H THIRTY-FIVE OPCO- PORT ST LUCIE, LLC	1	75			76
PANCARE HEALTH - FREEPORT CLINIC SUITE B		67	9	12%	76
CLINICAL PATHOLOGY ASSOCIATES-SONIC REFERENCE LAB		76			76
BENTLEY VILLAGE II		67	9	12%	76
JACOBI MEDICAL CENTER		70	5	7%	75
ST VINCENTS PRIMARY CARE		68	7	9%	75
CENTRAL FLORIDA PEDIATRICS		38	37	49%	75
ADVENTHEALTH EXPRESSCARE		45	30	40%	75
LABCORP		20	55	73%	75
WATERCREST ST LUCIE WEST	1	69	5	7%	75
MICHAEL AKPEKE MD		66	9	12%	75
STONY BROOK SOUTHAMPTON		73	2	3%	75
ELLKAY HEALTHCARE DATA PLUMBERS	52	19	4	5%	75
BROWARD HEALTH MEDICAL CENTER		3	72	96%	75
EC OPCO PENSACOLA, LLC		73	1	1%	74
OAK MANOR NURSING HOME		70	4	5%	74
LAKE CITY VA MEDICAL CENTER			74	100%	74
NOAH CLINICAL LABORATORY		63	11	15%	74
NOMI HEALTH LAB SERVICES LLC		6	68	92%	74
TAMPA BAY CONCIERGE DOCTOR, LLC		71	3	4%	74
BENTLEY CARE CENTER		74			74
PANCARE HEALTH - MALONE CLINIC		67	7	9%	74
BROOKDALE OVIEDO		72	2	3%	74
SCOTT LAKE HEALTH AND REHABILITATION CENTER		71	3	4%	74
NORTH FLORIDA PEDIATRICS		57	17	23%	74
CONSULATE HEALTH CARE - LAKE MARY		72	1	1%	73
GOOD HEARTS COVID TESTING		30	43	59%	73
SUNCOAST OPTIMAL WELLNESS		23	50	68%	73
PALM RIVER COMMUNITY HEALTH CENTER		66	7	10%	73
DISCOVERY VILLAGE AT PALM BEACH GARDENS		71	2	3%	73
HARMONY CLINIC		1	72	99%	73
EVIVIA		70	3	4%	73
SIMEDHEALTH LLC		62	11	15%	73
BioReference Laboratories, Inc		8	65	89%	73
ARTHREX MEDICAL CENTER		43	30	41%	73

COVID-19: testing by laboratory

Data through Apr 21, 2021 verified as of Apr 22, 2021 at 09:25 AM

Data in this report are provisional and subject to change.

The numbers in the table below represent the number of Florida and non-Florida residents for whom test results were received by the Department of Health. A person can be tested by more than one laboratory and can have both positive and negative results. **Therefore, the sum of the numbers in each column will be larger than the total number of people tested.**

Reporting lab	Inconclusive	Negative	Positive	Percent positive	Total
SOS MOBILE MEDICAL CARE LLC		61	12	16%	73
TITUSVILLE FAMILY PRACTICE		17	56	77%	73
MEADOWCREST FAMILY PHYSICIANS PA	1	49	23	32%	73
CRAIG BERGER MD PL D/B/A BAY AREA EYE INSTITUTE		72			72
MULBERRY CARE CENTER		62	10	14%	72
THOMAS INTERNAL MEDICINE		60	12	17%	72
GV NAPLES OPCO, LLC		71	1	1%	72
HAVEN OF OUR LADY OF PEACE		72			72
MD LABS		45	27	38%	72
FLORIDA MEDICAL CLINIC PA		50	22	31%	72
BARNETT PARK☐		2	70	97%	72
ADVENT HEALTH - LAKE MARY		61	10	14%	71
LUTHERAN HAVEN ASSISTED LIVING		71			71
CL BRUMBACK PRIMARY CARE CLINICS		17	54	76%	71
ADVANCED LAB		67	4	6%	71
BOND CLINIC DR ELDEEB		35	36	51%	71
Lakeside Oaks Care Center		67	4	6%	71
INDIGO MANOR☐		22	49	69%	71
STERLING HOUSE OF TALLAHASSEE	3	62	6	8%	71
MED EXPRESS		6	65	92%	71
AMMON LABS		61	10	14%	71
PRODUCTION HEALTH SAFETY MANAGEMENT		69	2	3%	71
INN AT ASTON GARDENS AT PELICAN POINTE,THE		67	4	6%	71
ENCOMPASS HEALTH REHABILITATION HOSPITAL OF SARASOTA		70			70
Highlands Regional Hospital		63	7	10%	70
BREVARD HEALTH ALLIANCE INC		67	3	4%	70
SUMMIT AT VENICE	2	63	5	7%	70
THE TRADITION OF THE PALM BEACHES		68	2	3%	70
MICHAEL A VENAZIO MD		66	4	6%	70
USF HEALTH MORSANI CENTER		5	65	93%	70
DEVELOPMENTAL DISABILITIES DEFENDANT PROGRAM		68	2	3%	70
SUNCOAST COMMUNITY HEALTH CENTERS PEDIATRICS		21	49	70%	70
PARKSIDE INN	3	64	2	3%	69
SAN JOSE SENIOR CARE LLC	1	43	25	36%	69
TOWERS HOME CARE☐		65	4	6%	69
MEMORIAL MANOR		69			69
LINCOLN MEDICAL AND MENTAL HEALTH CENTER		66	3	4%	69
HERITAGE HEALTHCARE AND REHABILITATION CENTER		69			69
CP/AIG PENSACOLA DEVELOPMENT LLC		66	3	4%	69
GEORGE E WEEMS MEMORIAL HOSPITAL LAB		59	10	14%	69
PLANTATION GENERAL HOSPITAL CLINICAL LAB		26	43	62%	69
CLEARWATER PAIN MANAGEMENT ASSOCIATES		66	2	3%	68
NAPHCARE INC		63	5	7%	68
1ST PRIORITY LAB SERVICES		56	12	18%	68
NORTHWESTERN UNIVERSITY CORP		67	1	1%	68
BIG BOCA SMILES LLC☐		66	2	3%	68
MAIN STREET MEDICAL CENTER OF CRESTVIEW PA		47	21	31%	68

COVID-19: testing by laboratory

Data through Apr 21, 2021 verified as of Apr 22, 2021 at 09:25 AM

Data in this report are provisional and subject to change.

The numbers in the table below represent the number of Florida and non-Florida residents for whom test results were received by the Department of Health. A person can be tested by more than one laboratory and can have both positive and negative results. **Therefore, the sum of the numbers in each column will be larger than the total number of people tested.**

Reporting lab	Inconclusive	Negative	Positive	Percent positive	Total
AEL- MEMPHIS		17	51	75%	68
PROMEDICA SENIOR LIVING		64	4	6%	68
SUMTER PEDIATRICS		63	5	7%	68
REHAB AND HEALTHCARE CENTER OF CAPE CORAL		68			68
Salerno Bay Health & Rehabilitation Center		58	10	15%	68
GENPATH			68	100%	68
FAST PACE MEDICAL CLINIC, PLLC		57	11	16%	68
WORLD OF PEDIATRICS LLC		59	8	12%	67
MINUTECLINIC DIAGNOSTIC OF NEW JERSEY		59	8	12%	67
Stratford Court of Palm Harbor		57	10	15%	67
FLORIDA HEALTH CARE		8	59	88%	67
ST JOSEPHS HOSPITAL SOUTH HOSPITAL			67	100%	67
MEASE MANOR INC		63	4	6%	67
SAMFORD UNIVERSITY HEALTH SERVICES		66	1	1%	67
SOMERBY OF SANTA ROSA BEACH		58	9	13%	67
BOND AND STEELE CLINIC, PA		52	14	21%	66
AMERICAN FAMILY MEDICAL		53	13	20%	66
ATLAN		58	8	12%	66
WILSON MEMORIAL REGIONAL MEDICAL CENTER		62	4	6%	66
INTERNAL MEDICINE ASSOCIATES PA		62	4	6%	66
MEDEX MEDICAL EXPRESS OF PALATKA			66	100%	66
MINUTECLINIC DIAGNOSTIC OF KANSAS, PA		57	9	14%	66
VETERANS AFFAIRS MEDICAL CENTER - GULF COAST		27	39	59%	66
OKEECHOBEE URGENT CARE		17	49	74%	66
SUMMER VISTA ASSISTED LIVING		38	27	42%	65
TROY REGIONAL MEDICAL CENTER		54	11	17%	65
PANCARE HEALTH - JACKSON COUNTY		54	11	17%	65
WADSWORTH HEALTH CENTER		62	3	5%	65
HERNANDO COUNTY FIRE RESCUE DISTRICT		31	34	52%	65
ADVENT HEALTH CENTRA CARE - WINTER GARDEN		19	46	71%	65
NXGEN MDX		20	45	69%	65
HORIZON ALF		64	1	2%	65
DAVENPORT PEDIATRICS CLERMONT PA		57	8	12%	65
EAST HILL PHARMACY		46	19	29%	65
ISLAND COAST PEDIATRICS		58	7	11%	65
NORTH FLORIDA PHARMACY		58	7	11%	65
ROSECASTLE OF JACKSONVILLE LLC		64	1	2%	65
BROOKDALE CENTRE POINTE	1	64			65
ROCKLEDGE REGIONAL MEDICAL CENTER		30	35	54%	65
CORAL GABLES HOSPITAL			65	100%	65
OUT OF STATE		40	25	38%	65
BRADFORD COUNTY HEALTH DEPARTMENT		63	1	2%	64
GOLDEN POND COMMUNITIES		64			64
VIERA HEALTH AND REHABILITATION CENTER		62	2	3%	64
ORTHOPAEDIC SURGERY CENTER		64			64
ADVENT HEALTH - PALM COAST		2	62	97%	64
SAFARI PEDIATRICS PA		62	2	3%	64

COVID-19: testing by laboratory

Data through Apr 21, 2021 verified as of Apr 22, 2021 at 09:25 AM

Data in this report are provisional and subject to change.

The numbers in the table below represent the number of Florida and non-Florida residents for whom test results were received by the Department of Health. A person can be tested by more than one laboratory and can have both positive and negative results. **Therefore, the sum of the numbers in each column will be larger than the total number of people tested.**

Reporting lab	Inconclusive	Negative	Positive	Percent positive	Total
JOSEPH L MORSE GERIATRIC CENTER	2	59	3	5%	64
SILVER LAKE PEDIATRICS PA		57	7	11%	64
NORTH FLORIDA MEDICAL CENTER		58	6	9%	64
APC PEDIATRICS AT RYE ROAD MEDICAL PARK		63	1	2%	64
LPG CONVENIENT CARE AT PINE ISLAND ROAD		58	6	9%	64
TRINITY AL SENIOR HOUSING LLC		45	19	30%	64
NEMOURS CHILDRENS PRIMARY CARE OVIEDO		51	13	20%	64
GREENLEAF ALF		63	1	2%	64
Palms at Ponte Vedra Assisted Living and Memory Care		60	3	5%	63
BIOREFERENCE LABORATORIES INC		11	52	83%	63
BEEHIVE HOMES OF GULF BREEZE		47	16	25%	63
NORTH FLORIDA PEDIATRICS - JACKSONVILLE		57	6	10%	63
DAVID POSNACK JEWISH DAY SCHOOL		63			63
LEE COMMUNITY HEALTHCARE - LEHIGH		53	10	16%	63
NICEVILLE URGENT CARE		17	46	73%	63
ADVENTHEALTH MEDICAL GROUP MULTISPECIALTY			63	100%	63
CINNAMON COVE ALF		62	1	2%	63
WALGREENS CO		54	9	14%	63
MEDI CLINIC SARASOTA INC		62	1	2%	63
KESHAV RX LLC		51	12	19%	63
PALM BAY URGENT CARE		28	35	56%	63
BURRY'S PHARMACY INC		38	25	40%	63
FLORIDA HEALTH CARE DELAND			63	100%	63
MENTAL HEALTH CARE INC		53	9	15%	62
ERDOX		58	4	6%	62
OVERLOOK HOSPITAL LABORATORY		57	5	8%	62
LAKELAND REGIONAL HEALTH		38	24	39%	62
MEDLOGIC LABORATORIES		3	59	95%	62
Bon Secours Maria Manor		56	6	10%	62
EMERALD COAST HOSPICE		61	1	2%	62
ST CLOUD PHYSICIAN MANAGEMENT LLC DBA ST CLOUD		28	34	55%	62
DEPT OF VA MED CENTE-WEST PALM BEACH			62	100%	62
MINUTECLINIC DIAGNOSTIC OF HAWAII LLC		55	7	11%	62
ST FRANCIS HOSPITAL		54	8	13%	62
EVAN R SHAPIRO MD PA		62			62
OCOE PEDIATRICS		54	8	13%	62
RITECARE MED CTR H			61	100%	61
MICHIGAN DEPARTMENT OF HEALTH AND HUMAN SERVICES	1		60	98%	61
LAKE CO EMPLOYEE HEALTH AND WELLNESS CENTER		54	7	11%	61
LEE MEMORIAL HEALTH SYSTEM D/B/A LEE COMMUNITY		56	5	8%	61
CARE CENTERS OF NASSAU LLC MINER ROAD SOUTH		61			61
WASHINGTON REHABILITATION AND NURSING CENTER		51	10	16%	61
FAMILY HEALTH CENTER		43	18	30%	61
CDR MAGUIRE INC	1	7	53	87%	61
DOT DOC SARASOTA		56	5	8%	61
ERIC C MRSHAL, MD, PC #1842		58	3	5%	61
LAKE SHERIFF		46	15	25%	61

COVID-19: testing by laboratory

Data through Apr 21, 2021 verified as of Apr 22, 2021 at 09:25 AM

Data in this report are provisional and subject to change.

The numbers in the table below represent the number of Florida and non-Florida residents for whom test results were received by the Department of Health. A person can be tested by more than one laboratory and can have both positive and negative results. **Therefore, the sum of the numbers in each column will be larger than the total number of people tested.**

Reporting lab	Inconclusive	Negative	Positive	Percent positive	Total
INTERNAL LAB		50	10	17%	60
TWIN CREEKS ASSISTED LIVING & MEMORY CARE		57	3	5%	60
THE PRESERVE AT CLEARWATER		58	2	3%	60
FLORIDA MEDICAL CLINIC - MULTI SPECIALTY CAMPUS		26	34	57%	60
SONORAN DESERT PATHOLOGY ASSOCIATES		3	57	95%	60
81ST MEDICAL GROUP		28	32	53%	60
CHILDREN'S HOSPITAL OF ALABAMA		59	1	2%	60
JOHN D ARCHBOLD MEMORIAL HOSPITAL		59	1	2%	60
PREMISE HEALTH MIA		22	38	63%	60
GRAND AVENUE RX			60	100%	60
WAVE CREST HEALTH AND REHABILITATION CENTER		57	3	5%	60
BOCA BIOLISTICS LLC		46	13	22%	59
URGENT CARE USA LLC		2	57	97%	59
CALHOUN COUNTY HEALTH DEPT		30	29	49%	59
MILLENIUM PHYSICIANS GROUP		1	58	98%	59
TUKA PEDIATRICS		7	52	88%	59
LPG PRIMARY CARE AT PINE ISLAND		48	11	19%	59
BIG BEND CARES, INC		51	8	14%	59
TBI RESIDENTIAL SERVICES, INC.		48	11	19%	59
MINUTECLINIC DIAGNOSTIC OF SOUTH CAROL		54	5	8%	59
VALENCIA HOUSE ALF		57	2	3%	59
BIOTECH		52	7	12%	59
STEINHATCHEE FAMILY MEDICAL CENTER	1	50	8	14%	59
CARDIOLOGY AND MEDICINE ASSOCIATES		43	16	27%	59
UHEALTH AT FISHER ISLAND			59	100%	59
MARQUIS LABS, LLC		57	2	3%	59
ADVENT HEALTH - MOUNT DORA		10	49	83%	59
FERN PARK DEVELOPMENTAL CENTER		5	54	92%	59
Grand Villa of Clearwater		53	5	9%	58
COOPER FAMILY MEDICAL, PLLC		48	10	17%	58
KINDRED HOSPITAL CENTRAL TAMPA BLOOD GAS	1	52	5	9%	58
Margate Health and Rehabilitation Center		56	2	3%	58
KEY WEST MEDICAL CENTER	1	50	7	12%	58
SONATA BOCA RATON		54	4	7%	58
SARATOGA HOSPITAL LABORATORY		52	6	10%	58
BUECHELE DENTAL PA DBA CLERMONT FAMILY DENTISTRY		48	10	17%	58
TREASURE COAST URGENT & FAMILY CARE		33	25	43%	58
ALEXANDER NININGER STATE VETERANS		58			58
CORNERSTONE PEDIATRICS		45	12	21%	57
TGH URGENT CARE POWERED BY FAST TRACK			57	100%	57
ALL AMERICAN URGENT CARE			57	100%	57
S-H THIRTY FIVE OPCO - ORANGE CITY, LLC		47	10	18%	57
FINLAY CLINICAL LABORATORY		20	37	65%	57
THE CANOPY AT BERRYHILL		57			57
KAPG FLEMING ISLAND SENIOR HOUSING OPCO LLC	1	56			57
GENESIS DERMATOLOGY		53	4	7%	57
VIP WALK IN CLINIC		34	23	40%	57

COVID-19: testing by laboratory

Data through Apr 21, 2021 verified as of Apr 22, 2021 at 09:25 AM

Data in this report are provisional and subject to change.

The numbers in the table below represent the number of Florida and non-Florida residents for whom test results were received by the Department of Health. A person can be tested by more than one laboratory and can have both positive and negative results. **Therefore, the sum of the numbers in each column will be larger than the total number of people tested.**

Reporting lab	Inconclusive	Negative	Positive	Percent positive	Total
MALCOM RANDALL DEPT OF VAMC			57	100%	57
TRADITIONAL HOME HEALTH OF PALM BEACH INC		55	2	4%	57
ALZHEIMERS CARE CENTER OF VIERA LTD		37	20	35%	57
ASCENSION SACRED HEART BAY LABORATORY		54	3	5%	57
LINCOLN DIAGNOSTIC LAB		55	2	4%	57
PREMIUM HEALTH SERVICES OF TAMPA BAY LLC		34	23	40%	57
HIALEAH HOSPITAL RESPIRATORY DEPT			56	100%	56
PATHOLOGY CONSULTANTS OF NEW MEXICO		56			56
SPRING MANOR ASSISTED LIVING		56			56
MAUREEN OROURKE-FUTEY			56	100%	56
CITYMD OF MANAHAWKIN		54	2	4%	56
ATRIA PARK OF LAKE FOREST (WG HERITAGE LF LLC)		54	2	4%	56
EAGLES WATCH CLUSTER		47	9	16%	56
TIFFANY HALL NURSING AND REHAB		44	12	21%	56
CENTRA CARE – LAKE NONA		6	50	89%	56
LONG ISLAND JEWISH MED CTR		51	5	9%	56
SOUTHSIDE HOSPITAL NORTHWELL HEALTH LABORATORY		49	7	13%	56
ST JOSEPHS CHILDRENS OUTREACH			56	100%	56
SONATA HUNTERS CREEK		47	8	15%	55
GENTIVA HEALTH SERVICES CERTIFIED INC		52	3	5%	55
PREMIER MEDICAL ASSOCIATES ALL FLORIDA LLC		54	1	2%	55
NITE LITE PEDIATRICS - PORT ST. LUCIE		46	9	16%	55
KENDALL REGIONAL MEDICAL CENTER LAB	3		52	95%	55
EAST CENTRAL FLORIDA OUTPATIENT IMAGING		43	12	22%	55
LPG PULMONOLOGY-COCONUT POINT		48	7	13%	55
PALM BAY PEDIATRICS		36	19	35%	55
VPA PC LAB		48	7	13%	55
WEST ISLIP URGENT CARE		50	5	9%	55
LONG ISLAND UNIVERSITY - POST CAMPUS		50	5	9%	55
FUTURE PEDIATRICS		51	3	6%	54
ST. CLOUD MEDICAL GROUP		54			54
CAPE REGIONAL MEDICAL CENTER		51	3	6%	54
UNITED LABORATORY SERVICES CORPORATION		38	16	30%	54
PERSONAL PEDIATRICS PA		51	3	6%	54
CAMBRIDGE SECURITY SERVICES		51	3	6%	54
PENNSYLVANIA DEPARTMENT OF HEALTH BUREAU OF LABORATORIES			54	100%	54
CLERMONT HEALTH AND REHAB		40	14	26%	54
ORLANDO CLINICAL RESEARCH CENTER		51	3	6%	54
FAMILY EXTENDED CARE OF PUNTA GORDA		54			54
SARASOTA CO. HEALTH DEPT # 58		40	14	26%	54
Jupiter Medical Center Pavilion		53	1	2%	54
JUNIPER VILLAGE AT NAPLES		53	1	2%	54
FG RAPID		49	5	9%	54
CERTUS MTD OPCP LLC		52	2	4%	54
APOLLOMDX LABS		32	22	41%	54
TRINITY URGENT CARE		40	13	25%	53
QUOTIENT SCIENCES LABS LLC			53	100%	53

COVID-19: testing by laboratory

Data through Apr 21, 2021 verified as of Apr 22, 2021 at 09:25 AM

Data in this report are provisional and subject to change.

The numbers in the table below represent the number of Florida and non-Florida residents for whom test results were received by the Department of Health. A person can be tested by more than one laboratory and can have both positive and negative results. **Therefore, the sum of the numbers in each column will be larger than the total number of people tested.**

Reporting lab	Inconclusive	Negative	Positive	Percent positive	Total
LITTLE NECK URGENT CARE		51	2	4%	53
SOMERSET			53	100%	53
ST ANTHONYS PRIMARY CARE LLC/JACKSON STREET			53	100%	53
ADVANCE URGENT CARE CENTER, LLC		11	42	79%	53
ADVENT HEALTH EXPRESS CARE		5	48	91%	53
Osprey Point Nursing Center		51	2	4%	53
BARNES HEALTHCARE OF FLORIDA LLC		49	4	8%	53
HOME CARE PHARMACY		53			53
ROCHESTER GENERAL HOSPITAL LABORATORY		49	4	8%	53
HOLY NAME HOSPITAL LABORATORY		51	2	4%	53
UNIVERSITY OF WEST FLORIDA, THE		52	1	2%	53
ALLIANCE COMMUNITY FOR RETIREMENT LIVING		53			53
ORCHID COVE AT DAYTONA		45	8	15%	53
NEW YORK PRESBYTERIAN - QUEENS DIAGNOSTIC		49	4	8%	53
MISSION OAKS ASSISTED LIVING□		51	2	4%	53
ADVENT HEALTH		49	3	6%	52
INTERNAL MEDICINE SPECIALIST		46	6	12%	52
LAKE INTERNAL MEDICINE ASSOCIATES PA		45	7	13%	52
CITY OF OCALA EMPLOYEE HEALTH AND WELLNESS CENTER		45	7	13%	52
GRAND VILLA OF DEL RAY WEST		48	4	8%	52
SNH BRFL TENANT LLC	2	50			52
AHMG SURGICAL SPECIALIST		52			52
PHILLIPPE RIDGE		40	12	23%	52
GULFVIEW MEDICAL INSTITUTE		51			51
INN AT THE FOUNTAINS, THE		34	17	33%	51
MINUTECLINIC, LLC		45	6	12%	51
SOUTHEAST ALABAMA MEDICAL CENTER			51	100%	51
LAKELAND REGIONAL HEALTH GATEWAY CENTER		28	23	45%	51
SOUTH CAROLINA DEPT OF HEALTH AND ENVIRONMENT CONTROL		11	40	78%	51
AMELIA ASSISTED LIVING FACILITY		51			51
WALGREENS #10373		49	2	4%	51
IMA MEDICAL CENTER		34	17	33%	51
QHC UPSTATE MEDICAL PC		42	9	18%	51
GRAND VILLA OF ALTAMONTE SPRINGS		44	7	14%	51
TGH URGENT CARE - RIVERVIEW			51	100%	51
LPG PEDIATRICS AT PAGE FIELD		50	1	2%	51
MIAMI CLINICAL RESEARCH CORP		12	39	76%	51
THE MEDICAL GROUP OF SOUTH FLORIDA INC		45	6	12%	51
AVANTE ST CLOUD		48	3	6%	51
FELICIDAD MEDICAL CENTER		5	46	90%	51
BETHUNE-COOKMAN UNIVERSITY		32	18	36%	50
CAREATC INC BRANDON	10	37	3	6%	50
ADVENTHEALTH MEDICAL GROUP FAMILY MEDICINE		45	5	10%	50
TANVIR H SHAGAR NP		43	7	14%	50
HILA BECKERMAN MD LLC	1	45	4	8%	50
LIGHTHOUSE PEDIATRICS OF NAPLES		44	6	12%	50
SUNSHINE PEDIATRICS OF CENTRAL FLORIDA PL		47	3	6%	50

COVID-19: testing by laboratory

Data through Apr 21, 2021 verified as of Apr 22, 2021 at 09:25 AM

Data in this report are provisional and subject to change.

The numbers in the table below represent the number of Florida and non-Florida residents for whom test results were received by the Department of Health. A person can be tested by more than one laboratory and can have both positive and negative results. **Therefore, the sum of the numbers in each column will be larger than the total number of people tested.**

Reporting lab	Inconclusive	Negative	Positive	Percent positive	Total
MARIANNA HEALTH AND REHABILITATION CENTER		49	1	2%	50
IMMEDIATE CARE PA		46	4	8%	50
HIGHLANDS COUNTY FIRE RESCUE		50			50
PRACTICE MANAGEMENT OF AMERICA, INC.		7	43	86%	50
BENTON HOUSE OF PORT ORANGE		44	6	12%	50
PORT ST. LUCIE - ZAXBY'S		50			50
PROFESSIONAL PEDIATRICS		48	2	4%	50
RAINBOW PEDIATRICS PC LLC / BREAKFAST POINT		39	11	22%	50
CAMP BOGGY CREEK		49	1	2%	50
CARE ATC - ANDES			50	100%	50
OPTUMCARE SOUTH FLORIDA, LLC		43	7	14%	50
MILLENIA ADVANCED SCIENTIFIC LLC			50	100%	50
POPLAR HEALTHCARE PLLC	1	11	38	76%	50
NORTHBROOK CENTER FOR☐		47	2	4%	49
MINUTECLINIC DIAGNOSTIC OF NORTH CAROLINA		47	2	4%	49
Citymd Of Toms River		42	7	14%	49
Guardian Care Nursing and Rehabilitation Center		49			49
GRAMERCY PARK URGENT CARE		47	2	4%	49
ARCPPOINT LABS OF WEST PALM BEACH		9	40	82%	49
USF		1	48	98%	49
S-H THIRTY FIVE OPCO - LUTZ, LLC		48	1	2%	49
NIGHT LITE PEDIATRICS CENTER LLC		10	39	80%	49
SUNSHINE PEDIATRICS		48	1	2%	49
ADVENTIST HEALTH SYSTEM FLORIDA		34	15	31%	49
DOH		23	26	53%	49
SOLARIS SENIOR LIVING NORTH NAPLES		48	1	2%	49
SIDDH INC DBA SAN CARLOS PHARMACY		45	4	8%	49
NORTH CAROLINA DEPARTMENT OF HEALTH & HUMAN SERVICES	1		48	98%	49
SOFT CELL LABORATORIES		45	4	8%	49
ALLEGRO		47	2	4%	49
FHMG_CTR FOR SENIOR HEALTH		44	5	10%	49
HEALTH FIRST - CAPE CANAVERAL HOSPITAL		1	48	98%	49
MADISON COUNTY MEMORIAL HOSPITAL LABORATORY		15	34	69%	49
LYSTER ACH FT RUCKER AL		45	3	6%	48
ISLAND URGENT CARE PLLC		44	4	8%	48
PREMIER MEDICAL ASSOCIATES		46	2	4%	48
COURTYARD GARDENS OF BOYNTON BEACH, LLC		45	3	6%	48
ALWAYS BEST CARE SENIOR SERVICES		43	5	10%	48
BAPTIST URGENT CARE		44	4	8%	48
CARE 4 U MANAGEMENT, INC			48	100%	48
BAY CENTER HURRICANE SHELTER		48			48
MORTON PLANT			48	100%	48
JFK MEDICAL CENTER NORTH LAB		1	47	98%	48
BITTINGS APOTHECARY INC		42	6	13%	48
SEWANEE MOLECULAR DIAGNOSTICS LABORATO		48			48
COURTYARD GARDENS OF JUPITER		48			48
CAREMED INTERNAL MEDICINE		30	18	38%	48

COVID-19: testing by laboratory

Data through Apr 21, 2021 verified as of Apr 22, 2021 at 09:25 AM

Data in this report are provisional and subject to change.

The numbers in the table below represent the number of Florida and non-Florida residents for whom test results were received by the Department of Health. A person can be tested by more than one laboratory and can have both positive and negative results. **Therefore, the sum of the numbers in each column will be larger than the total number of people tested.**

Reporting lab	Inconclusive	Negative	Positive	Percent positive	Total
NAPLES PEDIATRICS INC□		43	5	10%	48
GRAND OAKS OF PALM CITY LLC□	1	41	6	13%	48
SOMA MEDICAL CENTER PA #3		10	38	79%	48
INTERCOASTAL MEDICAL GROUP		2	46	96%	48
PINES NURSING HOME		46	2	4%	48
THE TERRACE OF JACKSONVILLE		3	45	94%	48
PREMIER COMMUNITY HEALTHCARE GROUP INC		46	2	4%	48
HERNANDO ENDOSCOPY AND SURGERY CENTER		37	11	23%	48
NAVARRE GARDENS		41	6	13%	47
MINUTECLINIC DIAGNOSTIC MEDICAL GROUP		43	4	9%	47
ADVENT HEALTH - LAKE WALES		35	12	26%	47
ROYAL PALM SENIOR RESIDENCE		47			47
WINTER GARDEN REHAB AND NURSING CENTER		43	4	9%	47
INTERLAB		1	46	98%	47
PANCARE HEALTH - BAY COUNTY - YOUNGSTOWN		42	5	11%	47
Rehabilitation Center of the Palm Beaches		47			47
CITY OF CAPE CORAL		36	11	23%	47
FAMILY EXTENDED CARE OF WINTER HAVEN		45	2	4%	47
URGENT CARE & WELLNESS CENTER		15	32	68%	47
MOBILE DOC FL, LLC		29	18	38%	47
POINTE AT NEW PORT PLACE,THE		47			47
GOLFCREST HEALTHCARE CENTER		47			47
SUNSHINE ASSISTED LIVING		47			47
CONCENTRA URGENT CARE		43	4	9%	47
COMPLETE HOME CARE OF THE PALM BEACHES LLC		43	4	9%	47
NORTH FLORIDA / SOUTH GEORGIA VETERANS HEALTH SYSTEM		1	45	98%	46
CDR MAGUIRE - MIAMI BEACH CC MISSION 17388		2	44	96%	46
WG EVERGREEN WOODS SH LLC		46			46
SAN CARLOS PHARMACY		39	7	15%	46
HARTFORD HEALTH SERVICES LLC		46			46
COLLIER BLVD HMA PHYSICIAN MANAGEMENT LLC		46			46
TRICORE REF LABS - UNIV OF NM		46			46
H LEE MOFFITT CANCER CENTER MICRO		46			46
Heritage Park Care and Rehabilitation		46			46
WALGREEN		36	10	22%	46
ADVENT HEALTH MEDICAL GROUP OB GYN AT		40	6	13%	46
LUTHERAN HAVEN EXTENDED CONGREGATE CAR		46			46
PREMIER PLACE HEALTHCARE AT THE GLENVIEW		46			46
PATRICK MANOR INCORPORATED		46			46
EAST MANATEE FAMILY	1	1	44	96%	46
MINUTECLINIC DIAGNOSTIC OF LOUISIANA		43	3	7%	46
KAPG ST AUGUSTINE SENIOR HOUSING OPCO LLC		37	9	20%	46
JESSIE TRICE COMMUNITY HEALTH SYSTEM, INC		30	16	35%	46
NEOGENOMICS LABORATORIES INC		45			45
STUART URGENT CARE			45	100%	45
NEXT MOLECULAR ANALYTICS		14	31	69%	45
ORLANDO COVID TEST , LLC		39	6	13%	45

COVID-19: testing by laboratory

Data through Apr 21, 2021 verified as of Apr 22, 2021 at 09:25 AM

Data in this report are provisional and subject to change.

The numbers in the table below represent the number of Florida and non-Florida residents for whom test results were received by the Department of Health. A person can be tested by more than one laboratory and can have both positive and negative results. **Therefore, the sum of the numbers in each column will be larger than the total number of people tested.**

Reporting lab	Inconclusive	Negative	Positive	Percent positive	Total
IMA MEDICAL GROUP POINCIANA		18	27	60%	45
ST JUDE LABORATORIES		40	5	11%	45
ALLIANCE OF PHYSICIANS AGAINST COVID-19			45	100%	45
BD MEDICAL SYSTEMS		43	2	4%	45
MID-FLORIDA PATHOLOGY, LLC		35	10	22%	45
BENTON HOUSE OF ST. JOHNS		43	2	4%	45
COLLIER URGENT CARE CENTERS		44	1	2%	45
REDI-MED WALK-IN FAMILY CARE			45	100%	45
AVALON PARK RETIREMENT RESIDENCE		43	2	4%	45
LARA HEALTH AND WELLNESS CENTER LLC		45			45
THORNBURG PEDIATRICS		41	4	9%	45
PLAINVIEW URGENT CARE		42	3	7%	45
WALGREENS 3145		42	3	7%	45
GREENSBORO PATHOLOGY LLC		34	11	24%	45
CVS MINUTE CLINIC DIAGNOSTIC OF NORTH CAROL		39	6	13%	45
SOUTHPORT SQUARE HARBOUR HEALTH		45			45
ROADS PEDIATRICS,LLC		42	3	7%	45
BRP SH OPCO LLC		45			45
THE MERIDIAN AT BOCA RATON	1	43			44
PEDIATRICS OF CENTRAL FLORIDA – SAINT CLOUD	2	40	2	5%	44
SOUTH FLORIDA BAPTIST HOSPITAL			44	100%	44
BENTON HOUSE OF CLERMONT		44			44
LOURDES HOSPITAL INC		42	2	5%	44
PRINCETON VILLAGE☐		40	4	9%	44
LEE PHYSICIAN GROUP COLLEGE POINT		44			44
RADIOLOGY ASSOCIATES OF VENICE AND ENGLEWOOD		42	2	5%	44
GROWING TOGETHER PEDIATRICS, LLC		39	5	11%	44
INNOVATIVE GX LABORATORIES		37	7	16%	44
ADULT MEDICINE OF LAKE COUNTY INC			44	100%	44
TRIPLE O MEDICAL SERVICES INC		41	3	7%	44
Gulf Shore Care Center		39	5	11%	44
FLORIDA HOSPITAL		28	16	36%	44
UNION MEDICAL CARE PLLC		43	1	2%	44
ASHTON PLACE	3	37	4	9%	44
NEWPATH DIAGNOSTICS		36	8	18%	44
BAY STREET PHARMACY☐		41	3	7%	44
BRANCH MEDICAL CLINIC			43	100%	43
RESIDENTIAL PLAZA AT BLUE LAGOON INC		39	4	9%	43
FIRST CHOICE URGENT CARE		12	31	72%	43
WOLFF CTR FOR CHILD & ADOLESCENT HEALTH PLLC,THE		26	17	40%	43
CAREHERE LAKE SCHOOLS EMPLOYEE HEALTH CENTER		29	14	33%	43
PINELLAS INTERNAL MEDICINE ASSOCIATES	1	39	3	7%	43
UNIVERSITY BEHAVIORAL CENTER		43			43
EC OPCO TIMBERLIN PARC LLC		43			43
University Hills health and Rehabilitation		33	10	23%	43
BIOFIRE		11	32	74%	43
BRONX LEBANON HOSPITAL-MEDICAL CENTER		39	4	9%	43

COVID-19: testing by laboratory

Data through Apr 21, 2021 verified as of Apr 22, 2021 at 09:25 AM

Data in this report are provisional and subject to change.

The numbers in the table below represent the number of Florida and non-Florida residents for whom test results were received by the Department of Health. A person can be tested by more than one laboratory and can have both positive and negative results. **Therefore, the sum of the numbers in each column will be larger than the total number of people tested.**

Reporting lab	Inconclusive	Negative	Positive	Percent positive	Total
LAKE COUNTY SCHOOLS EMPLOYEE HEALTH CENTER		31	12	28%	43
DUVAL PHARMACY		32	11	26%	43
THE PALMS PHARMACY, INC		40	3	7%	43
LEE MEMORIAL HEALTH SYSTEM		38	5	12%	43
FLAGLER HOSPITAL INC	2		41	95%	43
CAREATC			43	100%	43
LAKE MARY KIDS CENTRA CARE		33	10	23%	43
ATRIA WILLOW WOOD		40	2	5%	42
NORTHWELL HEALTH PLAINVIEW HOSPITAL LABORATORY		33	9	21%	42
BAYCARE MEDICAL GROUP INC		3	39	93%	42
WHITE-WILSON MEDICAL CENTER		31	11	26%	42
UNIVERSITY HOSPITAL		35	7	17%	42
LONGLEAF DIAGNOSTIC LABORATORIES		13	29	69%	42
MAIMONIDES-SHALOM ACADEMY, INC		41	1	2%	42
PACIFICA SENIOR LIVING OCALA		37	5	12%	42
MAKO MEDICAL		21	21	50%	42
WINDSOR WOODS REHAB & HEALTHCARE CTR		40	2	5%	42
STETSON UNIVERSITY STUDENT HEALTH CENTER		3	39	93%	42
REOPEN DIAGNOSTICS			42	100%	42
EMORY CLINIC, THE		40	2	5%	42
CLINICAL LABORATORY		42			42
Casa Mora Rehabilitation & Extended Care		40	2	5%	42
Atlantic Shore Nursing and Rehab		42			42
BASSETTI MEDICAL RESEARCH INC		32	10	24%	42
KIVA AT CANTERBURY		25	17	40%	42
STAT ONE URGENT CARE CENTER		2	40	95%	42
WALK IN MEDICAL URGENT CARE		42			42
CITRUS COUNTY HEALTH DEPARTMENT		35	6	15%	41
ADVENTHEALTH MEDICAL GROUP FAMILY & INTERNAL		16	25	61%	41
MULBERRY'S MOBILE PROVIDER SERVICES LLC		26	15	37%	41
FLORIDA HOSPITAL NEW SMYRNA		4	37	90%	41
BULLS HEAD URGENT CARE		39	2	5%	41
WALGREENS #05625		37	4	10%	41
A & R RESEARCH GROUP		35	6	15%	41
UNIVERSITY OF ALABAMA		38	3	7%	41
CROSSROADS URGENT CARE		26	15	37%	41
RIVERHEAD URGENT CARE		40	1	2%	41
WEISS PEDIATRIC CARE LLC		27	14	34%	41
DHMD		41			41
D W MCMILLAN MEMORIAL HOSPITAL		30	11	27%	41
PEDIATRICS OF CENTRAL FLORIDA KISSI		33	8	20%	41
EASTERN SHORE URGENT CARE		30	11	27%	41
ENCOMPASS HEALTH REHABILITATION OF ALTAMONTE		36	5	12%	41
ORLANDO HEALTH PRIMARY CARE PEDIATRICS		38	3	7%	41
CLINICAL PATHOLOGY LABORATORIES, INC		40			40
ADVENT HEALTH CENTRA CARE - LAKE LAND		30	10	25%	40
GRAND VILLA OF NEW PORT RICHEY		33	7	18%	40

COVID-19: testing by laboratory

Data through Apr 21, 2021 verified as of Apr 22, 2021 at 09:25 AM

Data in this report are provisional and subject to change.

The numbers in the table below represent the number of Florida and non-Florida residents for whom test results were received by the Department of Health. A person can be tested by more than one laboratory and can have both positive and negative results. **Therefore, the sum of the numbers in each column will be larger than the total number of people tested.**

Reporting lab	Inconclusive	Negative	Positive	Percent positive	Total
THE LODGE AND REHABILITATION CENTER		24	16	40%	40
WELLMED AT NEW TAMPA		29	11	28%	40
NIGHT LITE PEDIATRIC CENTER		10	30	75%	40
BLUE SPRINGS SURGERY CENTER		40			40
LPG CONVENIENT CARE AT METRO		36	4	10%	40
AU MEDICAL CENTER, INC	1	34	5	13%	40
ORLANDO ORTHOPAEDIC OUTPATIENT SURGERY CENTER		34	6	15%	40
FAMILY AND INTERNAL MEDICINE AT AVALON PARK		36	4	10%	40
BELVEDERE COMMONS OF SUN CITY CENTER		40			40
M&V SAN JOSE MEDICAL CENTER			40	100%	40
PRIDE DIAGNOSTICS		24	16	40%	40
CAPITAL REGIONAL MEDICAL CENTER		2	38	95%	40
MINUTE CLINIC DIAGNOSTIC OF VIRGINIA, LLC		38	1	3%	39
ENCOMPASS HEALTH REHABILITATION HOSPITAL OF PANAMA CITY		34	5	13%	39
ANDALUSIA HEALTH		22	17	44%	39
BAYSHORE PATHOLOGY CONSULTANTS PA		37	2	5%	39
FLORIDA DEPARMENT OF HEALTH CLAY COUNTY		26	13	33%	39
VETERANS AFFAIRS MEDICAL CENTER - NEW YORK HARBOR		37	2	5%	39
CARILLON SPORTS AND FAMILY MEDICINE		29	10	26%	39
EP MEDICAL EQUIPMENT PHARMACY		33	6	15%	39
CORRECTIONAL MEDICAL GROUP		27	12	31%	39
WG BAYPOINT VILLAGE SH LLC		38	1	3%	39
ISLAMORADA VILLAGE OF ISLANDS FIRE RESCUE		36	3	8%	39
CEDAR CREEK AT KINGS BAY INC		39			39
BROOKDALE BRANDON	1	38			39
BOND CLINIC, PA		9	30	77%	39
ADVENTHEALTH MEDICAL GROUP PULMONOLOGY		34	5	13%	39
ALL CARE URGENT CARE			39	100%	39
GENEXPERT			39	100%	39
CITRUS CARE CLINIC			39	100%	39
UNIVERSITY MEDICAL CTR OF PRINCETON AT		37	2	5%	39
CLINICAL RESEARCH SEQUENCING PLATFORM		8	31	79%	39
GUYAN VALLEY WELLNESS CENTER		32	7	18%	39
MEDEX MEDICAL EXPRESS OF PALATKA LLC			39	100%	39
BAY COUNTY JAIL ANNEX		34	5	13%	39
JUNIPER VILLAGE AT CAPE CORAL		34	5	13%	39
ATRIA SAN PABLO		36	2	5%	38
PINELLAS PARK FIRE DEPARTMENT		38			38
DCH REGIONAL MEDICAL CENTER LABORATORY		37	1	3%	38
CRESTVIEW IMMEDIATE CARE LL		14	24	63%	38
HOMWOOD RESIDENCE AT FREEDOM PLAZA		37	1	3%	38
MOLECULAR DIAGNOSTICS		5	33	87%	38
LABORATORY MEDICINE CONSULTANTS-LMC PA		36	2	5%	38
SMH PHYSICIAN SERVICES INC		37	1	3%	38
AUTUMN OF SARASOTA		12	26	68%	38
STEWART MEDICAL GROUP, INC		21	17	45%	38
CCRC @ SUNFLOWER LLC		35	3	8%	38

COVID-19: testing by laboratory

Data through Apr 21, 2021 verified as of Apr 22, 2021 at 09:25 AM

Data in this report are provisional and subject to change.

The numbers in the table below represent the number of Florida and non-Florida residents for whom test results were received by the Department of Health. A person can be tested by more than one laboratory and can have both positive and negative results. **Therefore, the sum of the numbers in each column will be larger than the total number of people tested.**

Reporting lab	Inconclusive	Negative	Positive	Percent positive	Total
NORTHSIDE HOSPITAL EMERGENCY DEPT		34	4	11%	38
INNOVATION CLINICAL TRIALS, INC			38	100%	38
SOUTHCOR LABORATORY		4	34	89%	38
UNION MEDICAL CARE		38			38
PALM POINT BEHAVIORAL HEALTH		38			38
TAYLORVILLE FAMILY MEDICINE		31	7	18%	38
ROCKLAND URGENT CARE FAMILY HEALTH NP		36	2	5%	38
Life Care Center of Citrus County		37	1	3%	38
TNC WALK IN CLINIC		26	12	32%	38
ST AUGUSTINE PEDIATRIC ASSOC		33	5	13%	38
LMH SKILLED NURSING UNIT		38			38
CONNECTICUT DEPARTMENT OF HEALTH		22	15	41%	37
PONCE THERAPY CARE CENTER		34	3	8%	37
HR SARASOTA OPERATOR LLC		25	12	32%	37
HUNT CLUB MEDICAL		15	22	59%	37
FAMILY EXTENDED CARE OF SEBRING INC		35	2	5%	37
SEWALLS POINT PHARMACY INC		29	8	22%	37
ARTHREX MEDICAL CENTER EAST		25	12	32%	37
ACCURATE DIAGNOSTIC LAB		35	2	5%	37
METROPOLITAN CHARITIES INC		34	3	8%	37
HOLZER HEALTH CENTER		5	32	86%	37
HARMONY HEALTH OPCO, LLC		16	21	57%	37
WEINBERG VILLAGE		36	1	3%	37
PECONIC BAY MEDICAL CENTER LABORATORY		28	9	24%	37
CENTRAL FLORIDA HEALTH CARE INC WAUCHULA SITE 2		29	8	22%	37
ST LUCIE COUNTY JAIL		28	9	24%	37
WELLSTAR KENNESTONE HOSPITAL		34	3	8%	37
A AND R RESEARCH GROUP LLC		33	4	11%	37
ALAN A SMITH MD LLC		34	3	8%	37
THE COLLIER AT NAPLES		36	1	3%	37
ASSISTED LIVING OF BROWARD		37			37
MINUTECLINIC DIAGNOSTIC OF RHODE ISLAND, LLC #1544		36	1	3%	37
MINUTECLINIC DIAGNOSTIC OF MICHIGAN		34	3	8%	37
COLLIER HMA PHYSICIAN MANAGEMENT LLC		27	10	27%	37
HOLLISMED LLC		35	2	5%	37
PATHOGENIUS LABORATORIES		30	7	19%	37
ONE MILO		37			37
EXPRESS CARE OF TAMPA BAY LLC		5	31	86%	36
MAINSTREET FAMILY URGENT CARE		1	35	97%	36
Kensington Gardens		36			36
MINUTECLINIC, LLC, DBA MINUTECLINIC #5		32	4	11%	36
DOCTOR TODAY TLC LLC			36	100%	36
WALGREENS COVID-19		27	9	25%	36
EMORY UNIVERSITY HOSPITAL		29	7	19%	36
WARDE MEDICAL LABORATORY		28	8	22%	36
HOUSE CALLS PROFESSIONAL LLC		32	4	11%	36
PHYSICIAN ASSOCIATES LLC		26	10	28%	36

COVID-19: testing by laboratory

Data through Apr 21, 2021 verified as of Apr 22, 2021 at 09:25 AM

Data in this report are provisional and subject to change.

The numbers in the table below represent the number of Florida and non-Florida residents for whom test results were received by the Department of Health. A person can be tested by more than one laboratory and can have both positive and negative results. **Therefore, the sum of the numbers in each column will be larger than the total number of people tested.**

Reporting lab	Inconclusive	Negative	Positive	Percent positive	Total
WASHINGTON COUNTY HEALTH DEPARTMENT		24	12	33%	36
CARE HERE		12	24	67%	36
GRAND VILLA OF ENGLEWOOD		31	5	14%	36
COMMUNITY MEDICAL CARE CENTER INC			36	100%	36
GRAND VILLA OF PINELLAS PARK		34	2	6%	36
GRAND VILLA OF ST. PETERSBURG		34	2	6%	36
AIR, LAND & SEA PHYSICALS & CONSULTATIONS, LLC		35	1	3%	36
PIERCE INSTRUMENTS INC		35	1	3%	36
LAKE BUTLER HOSPITAL		35	1	3%	36
PATHGROUP		9	27	75%	36
FLORIDA PEDIATRIC GROUP PA		28	8	22%	36
MEDCOMP SCIENCES			36	100%	36
EASYCARE WALK-IN CLINIC	1	14	21	58%	36
PORT SAINT JOHN FAMILY PRACTICE		21	15	42%	36
BVL/LITTLE ANGEL PEDIATRICS		36			36
REDI-MED WALK IN FAMILY CLINIC			35	100%	35
WUESTHOFF MEMORIAL HOSPITAL			35	100%	35
ST. MARYS MEDICAL CENTER		1	34	97%	35
ALABAMA CLINICS		19	16	46%	35
METRO KNOXVILLE HMA		25	10	29%	35
OCCUPATIONAL HEALTH CENTERS OF THE SOUTHWEST PA		30	5	14%	35
MINUTE CLINIC LLC #2216		32	3	9%	35
BOCA TOXICOLOGY LLC		33	2	6%	35
FLORIDA MEDICAL CLINIC IM MLK		24	11	31%	35
VIKOR SCIENTITIC		5	30	86%	35
MEDEXPRESS URGENT CARE WEST TAMPA			35	100%	35
NEUROINTERNATIONAL SARASOTA		32	3	9%	35
SOUTHEASTERN OUTPATIENT SURGERY CENTER		32	3	9%	35
FORT CAROLINE GARDENS, INC		33	2	6%	35
ISLAND LAKE CENTER		14	21	60%	35
PARKSIDE HEALTH AND REHABILITATION CENTER			35	100%	35
POARCH BANC CREEK INDIANS TRIBAL HEALTH DEPARTMENT			35	100%	35
GULFSIDE HOSPICE INC		32	3	9%	35
P23 LABS		35			35
FHMG-FLORIDA HOSPITAL MEDICAL GROUP		25	10	29%	35
IRL		4	31	89%	35
NCHD		21	14	40%	35
CENTERPLACE HEALTH		14	21	60%	35
HARBORCHASE OF WELLINGTON CROSSING		33	2	6%	35
FLORIDA PRESBYTERIAN HOMES INC		33	2	6%	35
BAYCARE HEALTH SYSTEMS, LLC			35	100%	35
JAMAICA HOSPITAL MEDICAL CENTER		31	4	11%	35
ADVENT HEALTH - FISH MEMORIAL		2	33	94%	35
FLORIDA DEPARTMENT OF HEALTH IN MONROE COUNTY		27	7	21%	34
FAST PACE MEDICAL CLINIC		29	5	15%	34
VENICE URGENT CARE – GULF COAST		1	33	97%	34
RASHDA ALBIBI M.D. P.A.		31	3	9%	34

COVID-19: testing by laboratory

Data through Apr 21, 2021 verified as of Apr 22, 2021 at 09:25 AM

Data in this report are provisional and subject to change.

The numbers in the table below represent the number of Florida and non-Florida residents for whom test results were received by the Department of Health. A person can be tested by more than one laboratory and can have both positive and negative results. **Therefore, the sum of the numbers in each column will be larger than the total number of people tested.**

Reporting lab	Inconclusive	Negative	Positive	Percent positive	Total
FLORIDA HOSPITAL PHYSICIAN GROUP		21	13	38%	34
KINDRED HOSPITAL OCALA		31	3	9%	34
LABORATORY ALLIANCE OF CENTRAL NEW YORK		32	2	6%	34
SOUTHWEST LABS		34			34
GRAND VILLA OF LARGO		29	5	15%	34
TRADITIONAL HOME CARE INC		33	1	3%	34
TUSCAN GARDENS OF DELRAY BEACH MANAGEMENT COMPANY,		34			34
JUPITER MEDICAL CENTER PHYSICIANS GROUP, INC		30	4	12%	34
MINUTE CLINIC, LLC DBA MINUTECLINIC #4505		31	3	9%	34
LONG TERM CARE OF GULF BREEZE LLC		30	4	12%	34
JACKSON HEALTH SYSTEM		2	32	94%	34
THE SPRINGS OF PARC HILL		33	1	3%	34
AYERS NURSING AND REHABILITATION CENTER		34			34
CIGNA PBSO WEST PALM		3	31	91%	34
MARYLAND DEPARTMENT OF HEALTH			34	100%	34
PARAMOUNT WALK-IN CLINIC		1	33	97%	34
MIDDLETOWN MEDICAL P C		24	10	29%	34
PHOSPHORUS DIAGNOSTICS		27	7	21%	34
CORAL HOUSE ASSISTED LIVING COMMUNITY LLC		33			33
SANFORD MOBILE LAB PGA TOUR		32	1	3%	33
STATEN ISLAND UNIVERSITY HOSPITAL-POUCH		32	1	3%	33
BOND CLINIC		3	30	91%	33
MINUTE CLINIC DIAGNOSTIC OF SC, LLC #75		31	2	6%	33
WESTWOOD NURSING AND REHABILITATION		28	5	15%	33
EVERLYWELL		19	14	42%	33
Consulate Health Care of Orange Park		27	6	18%	33
TGH URGENT CARE – WESLEY CHAPEL			33	100%	33
GREENRIDGE GROUP HOME	3	11	19	58%	33
RESIDENCE AT BAY VUE		31	2	6%	33
STATCARE URGENT AND WALK-IN MEDICAL CA		30	3	9%	33
PULSE & REMEDY LLC		18	15	45%	33
VETERAN AFFAIRS MEDICAL CENTER - JAMES J PETERS		30	3	9%	33
VILLA COURT LLC		33			33
NIGHT LITE PEDIATRICS URGENT CARE CENTER			33	100%	33
AHSE ROP		32	1	3%	33
AMMON ANALYTICAL LABORATORIES		29	4	12%	33
MINUTE CLINIC DIAGNOSTIC OF NEW JERSEY		32	1	3%	33
VETERANS HOME		1	32	97%	33
HUNTINGTON STATION URGENT CARE		32	1	3%	33
NURSES HELPING HANDS INC ALF		33			33
Grand Villa of Deerfield Beach		29	4	12%	33
CLEARWATER EMPLOYEE HEALTH CLINIC		16	17	52%	33
AMBRY GENETICS CORPORATION	23	10			33
LONG BEACH URGENT CARE		33			33
IPSUM DIAGNOSTICS		3	29	91%	32
COLORADO DEPARTMENT OF PUBLIC HEALTH AND ENVIRONMENT			32	100%	32
ADVANCED URGENT CARE		12	20	63%	32

COVID-19: testing by laboratory

Data through Apr 21, 2021 verified as of Apr 22, 2021 at 09:25 AM

Data in this report are provisional and subject to change.

The numbers in the table below represent the number of Florida and non-Florida residents for whom test results were received by the Department of Health. A person can be tested by more than one laboratory and can have both positive and negative results. **Therefore, the sum of the numbers in each column will be larger than the total number of people tested.**

Reporting lab	Inconclusive	Negative	Positive	Percent positive	Total
COLORADO DEPARTMENT OF HEALTH LABORATORY SERVICES DIVISION			32	100%	32
LEE PHYSICIAN GROUP		29	3	9%	32
SYNIVERSE WELLNESS CENTER		27	5	16%	32
Heartland Health Care Center North Sarasota		18	14	44%	32
CARDIOLOGY AND MEDICINE ASSOCIATES INC		31	1	3%	32
MEDEMERGE		30	2	6%	32
LAKE MARY - STIRLING CENTER SUITE 202			32	100%	32
ALPHA PHARMACY		29	3	9%	32
TREASURE ISLE LLC		32			32
ACCESS 365 URGENT CARE		10	22	69%	32
OPIS COQUINA CENTER		32			32
CERON PEDIATRICS & INTEGRATIVE MEDICIN		32			32
WOMENS CARE FLORIDA LABORATORY		25	7	22%	32
ENCOMPASS HEALTH REHABILITATION HOSPITAL OF MIAMI		31	1	3%	32
PASSPORT HEALTH ORLANDO		32			32
KISSIMMEE VA OUTPATIENT CLINIC		29	3	9%	32
MINUTECLINIC DIAGNOSTIC OF LOUISIANA,		29	3	9%	32
WESTMINSTER ST AUGUSTINE		32			32
BAYSIDE LABORATORIES INC		32			32
MINUTE CLINIC DIAGNOSTIC OF VIRGINIA		25	7	22%	32
ENCOMPASS HEALTH REHABILITATION HOSPITAL OF OCALA		31	1	3%	32
UNION CHD		29	3	9%	32
MADISON POINTE CARE CENTER		32			32
DISCOVERY COMMONS AT BRADENTON		31			31
TAMPA URGENT CARE			31	100%	31
UR CARE FAMILY AND SPORTS MEDICINE			31	100%	31
NORTH PINELLAS CHILDRENS MEDICAL CENTER			31	100%	31
AMERICAN ESOTERIC LABORATORIES		15	16	52%	31
COUNTY OF LOS ANGELES			31	100%	31
LPG PRIMARY CARE AT CAPE CORAL PARKWAY		26	5	16%	31
STUART REHABILITATION AND HEALTHCARE		15	16	52%	31
FLORIDA MEDICAL CL ODOM TPA		17	14	45%	31
MICHAEL J D'AMBROSE MD PA		29	2	6%	31
STEINHATCHEE DRUGS		25	6	19%	31
OAKMONTE VILLAGE		30	1	3%	31
REGENCY PARK ASSISTED LIVING FACILITY		29	2	6%	31
COLLIER ANESTHESIA PAIN LLC		31			31
MIDNIGHT MEDICINE			31	100%	31
Wiregrass Rehabilitation Center and Nursing Home		28	3	10%	31
FAMILY CARE PARTNERS URGENT CARE LLC		25	6	19%	31
FLORIDA ENDOSCOPY & SURGERU CTR LLC		31			31
LabCorp L#09258130 M#09258125		12	19	61%	31
PREMIER URGENT CARE CENTER LLC			31	100%	31
BUREAU OF PUBLIC HEALTH	1	10	20	65%	31
ENT AND ALLERGY ASSOCIATES OF FLORIDA LLC		30	1	3%	31
CITY OF NAPLES FIRE RESCUE		27	4	13%	31
MIGUEL E TREVINO MD PA		27	4	13%	31

COVID-19: testing by laboratory

Data through Apr 21, 2021 verified as of Apr 22, 2021 at 09:25 AM

Data in this report are provisional and subject to change.

The numbers in the table below represent the number of Florida and non-Florida residents for whom test results were received by the Department of Health. A person can be tested by more than one laboratory and can have both positive and negative results. **Therefore, the sum of the numbers in each column will be larger than the total number of people tested.**

Reporting lab	Inconclusive	Negative	Positive	Percent positive	Total
UNIPATH		24	7	23%	31
ADVENTHEALTH MEDICAL GROUP FAMILY MEDICINE AT RDV		31			31
LEE COMMUNITY HEALTHCARE INC CAPE CORAL		30	1	3%	31
HEARTLAND PEDIATRIC ASSOCIATES		24	7	23%	31
CHIPOLA MEDICAL ASSOCIATES		11	20	65%	31
HEALTH FIRST - VIERA HOSPITAL		1	30	97%	31
HERITAGE WATERSIDE		27	3	10%	30
BAPTIST PRIMARY BLACK CREEK SOUTH			30	100%	30
HOLIDAY MEDICAL ASSOCIATES		4	26	87%	30
ADVENT HEALTH PRIMARY CARE PLUS, WINTER GARDEN		26	4	13%	30
ORLANDO ORTHOPAEDIC CENTER		28	2	7%	30
SOUTHEAST GEORGIA HEALTH SYSTEM, INC		25	5	17%	30
MARTHA'S HOUSE & ASSISTED LIVING FACILITY		30			30
STATCARE URGENT & WALK IN MEDICAL CARE		27	3	10%	30
WIREGRASS CLINIC LLC		24	6	20%	30
FORT VALLEY STATE UNIVERSITY		29	1	3%	30
RAINBOW PEDIATRICS		1	29	97%	30
CLINCLOUD, LLC			30	100%	30
JOSEPH SCHENKER MD PC DBA CENTERS URGENT		26	4	13%	30
JOSEF SCHENKER MD PC		30			30
MINUTECLINIC, LLC #08366		25	5	17%	30
COOPER HEALTHCARE		27	3	10%	30
ORLANDO FAMILY MEDICINE		14	16	53%	30
JOSEF SCHENKER MD PC DBA CENTERS URGENT		28	2	7%	30
SPRINGWOOD COURT		25	5	17%	30
PERDIDO URGENT CARE		1	29	97%	30
MINUTECLINIC, LLC #4230		26	4	13%	30
Okeechobee Health Care Facility		16	14	47%	30
DAVID LAWRENCE CENTER		26	4	13%	30
CENTER ONE SURGERY CENTER		24	6	20%	30
CANCER RESEARCH LAB, BOB JONES UNIVERSITY		28	2	7%	30
GRAND LIVING AT LAKEWOOD RANCH		29	1	3%	30
OAK HARBOR ASSISTED LIVING FACILITY		27	3	10%	30
CARLOS F FUSTER MD PA		28	2	7%	30
VENICE REGIONAL BAYFRONT HEALTH			30	100%	30
WILLAMETTE VALLEY TOXICOLOGY LLC		28	2	7%	30
SANITAS		4	26	87%	30
MINUTECLINIC DIAGNOSTIC OF RHODE ISLAND, LLC #212		30			30
BOCA BIOLISTIC REFERENCE LAB			30	100%	30
THE TERRACE AT IVY ACRES ALF		11	19	63%	30
AMEERAH LABS			30	100%	30
SANFORD PEDIATRIC ASSOCIATES, PA		26	3	10%	29
ROBERT H JENKINS JR VETERANS' DOMICILIARY HOME OF		26	3	10%	29
GOOD SAMARITAN HOSPITAL LABORATORY		26	3	10%	29
COMPREHENSIVE CHILDCARE		23	6	21%	29
MAYO CLINIC JACKSONVILLE		4	25	86%	29
ENGLEWOOD HOSPITAL AND MEDICAL CENTER		24	5	17%	29

COVID-19: testing by laboratory

Data through Apr 21, 2021 verified as of Apr 22, 2021 at 09:25 AM

Data in this report are provisional and subject to change.

The numbers in the table below represent the number of Florida and non-Florida residents for whom test results were received by the Department of Health. A person can be tested by more than one laboratory and can have both positive and negative results. **Therefore, the sum of the numbers in each column will be larger than the total number of people tested.**

Reporting lab	Inconclusive	Negative	Positive	Percent positive	Total
CHILDREN'S MEDICAL CENTER			29	100%	29
STEWART MELBOURNE HOSPITAL			29	100%	29
UNIV OF ROCHESTER-STRONG MEMORIAL HOSP		28	1	3%	29
CDC		17	12	41%	29
TOTTENVILLE CIRCLE URGENT CARE		29			29
PALMS, THE		29			29
LAKELAND NURSING AND REHABILITATION CENTER			29	100%	29
P4CLINICAL	3	2	24	83%	29
MEDPEDS ASSOCIATES OF SARASOTA PA		26	3	10%	29
A LILIKO'I PHARMACY LLC		26	3	10%	29
PALM GARDEN OF JACKSONVILLE		27	2	7%	29
UCLA HEALTHCARE CLINICAL LABS		23	6	21%	29
Grand Villa of Dunedin		23	6	21%	29
BOCA SIMON LAB		1	28	97%	29
UNIVERSITY OF ILLINOIS VETERINARY DIAG	1	27	1	3%	29
JACK BANDEL MD PA		29			29
SUNTREE INTERNAL MEDICINE		29			29
PANCARE HEALTH - BONIFAY K-8			29	100%	29
PBSO WEST PALM FAMILY PRACTICE		1	28	97%	29
CAPE CORAL HOSPITAL ABG LABORATORY		16	13	45%	29
TALLAHASSEE DEVELOPMENTAL CENTER☐		27	2	7%	29
INTERIM HEALTHCARE OF NORTHWEST FLORIDA INC		27	2	7%	29
NEMOURS CHILDRENS CLINIC		22	7	24%	29
RENAISSANCE SENIOR LIVING	1	28			29
BROOKWOOD BAPTIST MEDICAL CENTER		28	1	3%	29
LPG PRIMARY CARE AT BONITA BAY LIFESTYLE CENTER		26	3	10%	29
DUVAL COUNTY HEALTH DEPARTMENT		29			29
PINELLAS 1 HOME HEALTH CARE CORP		28	1	3%	29
EMPLOYEE WELLNESS PA		15	14	48%	29
ST PETER'S BENDER LABORATORY		28	1	3%	29
PRO HEALTH HARMONY		29			29
ORANGE PEDIATRICS			28	100%	28
ST VINCENTS AMBULATORY CARE INC DBA		25	3	11%	28
LAKE PLACID HEALTH AND REHABILITATION		1	27	96%	28
GADSDEN COUNTY HEALTH DEPARTMENT		22	6	21%	28
MED LABS DIAGNOSTICS		11	17	61%	28
EDEN AT CRESTVIEW		12	16	57%	28
NATIONAL MENTOR HEALTHCARE LLC			28	100%	28
PARK WEST MEDICAL CENTER		27	1	4%	28
BROOKDALE PHILLIPPI CREEK			28	100%	28
TIFFANY LAKE CARE CENTERS INC		27	1	4%	28
GEORGIA HEART CENTER (MSC 53), NAVICEN		26	2	7%	28
MONTEFIORE NEW ROCHELLE HOSPITAL		25	3	11%	28
VIRTUA		24	4	14%	28
ACTIVE SENIOR LIVING		26	2	7%	28
BROWARD HEALTH IMPERIAL POINT NURSING			28	100%	28
URGENT CARE CENTER			28	100%	28

COVID-19: testing by laboratory

Data through Apr 21, 2021 verified as of Apr 22, 2021 at 09:25 AM

Data in this report are provisional and subject to change.

The numbers in the table below represent the number of Florida and non-Florida residents for whom test results were received by the Department of Health. A person can be tested by more than one laboratory and can have both positive and negative results. **Therefore, the sum of the numbers in each column will be larger than the total number of people tested.**

Reporting lab	Inconclusive	Negative	Positive	Percent positive	Total
MARION PEDIATRICS PA		21	7	25%	28
FIRST CHOICE PEDIATRICS LOOP		25	3	11%	28
Cleveland Clinic Laboratories		4	24	86%	28
PORT ST LUCIE HOSPITAL		25	3	11%	28
GRAND VILLA OF BOYNTON BEACH		27	1	4%	28
ADVENT HEALTH MEDICAL GROUP- FAMILY MEDICINE AT DR. PHILIPS		23	5	18%	28
WEST BROWARD CARE CENTER		24	4	14%	28
CHILDRENS MEDICAL CENTER			28	100%	28
FAMILY CARE PARTNERS		18	10	36%	28
ECC PEDIATRICS		28			28
KEY PRIMARY CARE			28	100%	28
SOMA MEDICAL CENTER # 4		5	23	82%	28
JACKSONVILLE PEDIATRICS		18	10	36%	28
ASTORIA HEALTH AND REHABILITATION CENTER		27	1	4%	28
ROSLYN URGENT CARE		27	1	4%	28
URGENT FAMILY CARE INC		24	3	11%	27
1 TOUCH TOTALCARE SOLUTIONS		24	3	11%	27
LOOP PEDIATRICS		22	5	19%	27
ENCOMPASS HEALTH REHABILITATION		25	2	7%	27
VASSAR BROTHERS MEDICAL CENTER LABORATORY		25	2	7%	27
CARENOW - DOWNTOWN NORTH GULCH		25	2	7%	27
LEE COMMUNITY HEALTHCARE INC NORTH FORT MYERS		27			27
GASTROENTEROLOGY ASSOCIATES OF PENSACOLA PA		23	4	15%	27
HARBOUR ISLAND PEDIATRICS		18	9	33%	27
SPANISH RIVER HIGH SCHOOL ESE		23	4	15%	27
SUNCOAST LABS			27	100%	27
ATRIA LADY LAKE		27			27
MINUTECLINIC, LLC, DBA MINUTECLINIC #2544		26	1	4%	27
VOLUSIA COUNTY BRANCH JAIL		1	26	96%	27
HOWARD BEACH URGENT CARE		25	2	7%	27
MINUTECLINIC DIAGNOSTIC OF TN, PC 374		23	4	15%	27
MINIMALLY INVASIVE VASCULAR INC		25	2	7%	27
ADVENT HEALTH MEDICAL GROUP FAMILY AND INTERNAL MEDICINE AT AVALON PAR		24	3	11%	27
CARE CENTERS OF NASSAU LLC MINER ROAD NORTH		27			27
MINUTECLINIC DIAGNOSTIC OF TEXAS		23	4	15%	27
PEDIATRICS IN BREVARD-COCOA BEACH		22	5	19%	27
EPIC REFERENCE LABS INC			27	100%	27
DIXIE COUNTY HEALTH DEPARTMENT		18	9	33%	27
LEXINGTON PLACE SENIOR LIVING COMMUNITY		27			27
KIVA AT CANTERBURY, LLC		27			27
CANTON-POTSDAM HOSPITAL LABORATORY		26	1	4%	27
MINUTECLINIC DIAGNOSTIC OF TN PC #6435		24	3	11%	27
HEALTHPARK MEDICAL CENTER ABG LAB		26	1	4%	27
BROOKDALE UNIVERSITY HOSPITAL		25	2	7%	27
Clearwater Center		13	14	52%	27
PHYSICIANS CARE		23	4	15%	27
GERALD J KIVETT MD		24	3	11%	27

COVID-19: testing by laboratory

Data through Apr 21, 2021 verified as of Apr 22, 2021 at 09:25 AM

Data in this report are provisional and subject to change.

The numbers in the table below represent the number of Florida and non-Florida residents for whom test results were received by the Department of Health. A person can be tested by more than one laboratory and can have both positive and negative results. **Therefore, the sum of the numbers in each column will be larger than the total number of people tested.**

Reporting lab	Inconclusive	Negative	Positive	Percent positive	Total
CVS NC3516POCT WINSTON SALEM		25	2	7%	27
THE COMMONWEALTH OF MASSACHUSETTS		1	26	96%	27
BROOKDALE SOUTHPPOINT			27	100%	27
DSI MANAGEMENT LLC		27			27
VICK STREET MANOR		27			27
Summit Medical Group Westfield Lab		24	3	11%	27
SHORE MEMORIAL HOSPITAL		24	3	11%	27
EXPRESS CARE OF BELLEVIEW		27			27
EMORY BENNETT VETERANS NURSING HOME	1	26			27
ACCESS HEALTH CARE PHYSICIANS LLC		10	17	63%	27
FORT SANDERS REGIONAL LABORATORY		26			26
CVA MINUTE CLINIC DIAGNOSTIC OF VIRGINIA, LLC		25	1	4%	26
NEWYORK-PRESBYTERIAN/ LAWRENCE HOSPITAL LABORATORY		23	3	12%	26
COMMUNITY HEALTH OF SOUTH FLORIDA			26	100%	26
MD BEAUTY LABS, PA		24	2	8%	26
ABL MEDICAL CARE LLC			26	100%	26
LAKES DIALYSIS CENTER INC			26	100%	26
SUMMIT MEDICAL GROUP - 75 E NORTHFIELD		22	4	15%	26
WELLMED AT PLANT CITY		12	14	54%	26
NEW YORK METHODIST HOSPITAL		22	4	15%	26
ARCPOINT LABS OF FORT LAUDERDALE		25	1	4%	26
LOT HEALTH SERVICES☐	1	25			26
ENCORE AT BOCA RATON, THE			26	100%	26
WAKULLA COUNTY HEALTH DEPARTMENT		12	14	54%	26
DARDEN WELLNESS CENTER		23	3	12%	26
MAGNOLIA PEDIATRICS		4	22	85%	26
DELRAY BEACH FACIAL PLASTIC SURGERY		26			26
MEDEXPRESS URGENT CARE - BLOOMINGTON		22	4	15%	26
ADVENT HEALTH PARTIN SETTLEMENT HEALTH PARK		18	8	31%	26
TREEHOUSE PEDIATRICS & FAMILY CARE		26			26
EAST HILL MEDICAL GROUP		17	9	35%	26
SUMMERGATE PHARMACY		24	2	8%	26
RJ LEE GROUP	1	23	2	8%	26
HUNT CLUB PEDIATRIC ASSOCIATES LLC		21	5	19%	26
MONCRIEF ARMY HEALTH CLINIC			26	100%	26
MINUTECLINIC DIAGNOSTIC OF PENNSYLVANI		25	1	4%	26
CVS NC7047POCT DURHAM		26			26
OPTIMAL CARE PEDIATRICS		7	19	73%	26
THE MINIER URGENT CARE		20	6	23%	26
EXPRESS FAMILY CARE LLC		11	15	58%	26
ADVENT HEALTH - CENTRAL PASCO ER		22	4	15%	26
PULMONARY SPECIALISTS OF THE PALM BEACHES		16	10	38%	26
OAKTREE HEALTHCARE			26	100%	26
THE CLUB AT BOYNTON BEACH, LLC		24	2	8%	26
PALMETTO PEDIATRICS			26	100%	26
RAYMOND BASRI MD		24	2	8%	26
PALM BEACH COUNTY FIRE RESCUE		24	2	8%	26

COVID-19: testing by laboratory

Data through Apr 21, 2021 verified as of Apr 22, 2021 at 09:25 AM

Data in this report are provisional and subject to change.

The numbers in the table below represent the number of Florida and non-Florida residents for whom test results were received by the Department of Health. A person can be tested by more than one laboratory and can have both positive and negative results. **Therefore, the sum of the numbers in each column will be larger than the total number of people tested.**

Reporting lab	Inconclusive	Negative	Positive	Percent positive	Total
BIG BEND HOSPICE INC		26			26
ADVENT HEALTH EXPRESS		9	16	64%	25
TOTAL ACCESS URGENT CARE		1	24	96%	25
West Gate Village, LLC		25			25
UTAH DEPARTMENT OF HEALTH			25	100%	25
ASURANCE SCIENTIFIC LABORATORIES		24	1	4%	25
FEDERAL PRISON CAMP PENSACOLA			25	100%	25
MINUTE CLINIC DIAGNOSTIC OF TEXAS, LLC		22	3	12%	25
HALIFAX HEALTH URGENT CARE		4	21	84%	25
GREEN GABLES ASSISTED LIVING FACILITY		25			25
SOUTH FLORIDA DIALYSIS CENTER		8	17	68%	25
COASTAL SKIN SURGERY AND DERMATOLOGY		18	7	28%	25
MINUTECLINIC DIAGNOSTIC OF ILLINOIS L		20	5	20%	25
UNIV OF NORTH ALABAMA HEALTH CENTER		22	3	12%	25
PHYSICIANS STAT		3	22	88%	25
ST. CLOUD HOSPITAL		20	5	20%	25
MINUTECLINIC DIAGNOSTIC OF TN PC #6363		20	5	20%	25
WALGREENS_PEMBROKE PINES		20	5	20%	25
COASTAL COMPLETE CARE		11	14	56%	25
MINUTECLINIC DIAGNOSTIC OF TN PC #320		17	8	32%	25
TREASURE COAST URGENT CARE			25	100%	25
CENTRAL FLORIDA PEDIATRIC URGENT CARE LLC		21	4	16%	25
WESTPAC LABS		1	24	96%	25
ADIRONDACK MEDICAL CENTER		25			25
THE WATERMARK AT VISTAWILLA		25			25
ENCOMPASS HOME HEALTH OF THE SOUTHEAST LLC		23	2	8%	25
JUPITER MEDICAL CENTER		1	24	96%	25
MINUTECLINIC DIAGNOSTIC OF TN PC #378		22	3	12%	25
SUNQUEST		3	22	88%	25
MINUTECLINIC DIAGNOSTIC OF NORTH		22	3	12%	25
ADEPT INPATIENT MEDICAL SERVICES PC		25			25
PIEDMONT HOSPITAL CLINICAL LABORATORY		23	2	8%	25
HENDRY REGIONAL CORPORATE HEALTH			25	100%	25
MADWAR		19	6	24%	25
ADVENT HEALTH - LAKE MARY PEDIATRICS		16	9	36%	25
PACIFICA SENIOR LIVING FORT MYERS		15	9	38%	24
BOZEMAN HEALTH DEACONESS HOSPITAL		18	6	25%	24
PASSPORT HEALTH OF TAMPA BAY		21	3	13%	24
COURTYARDS OF ORLANDO		24			24
UAH STUDENT HEALTH CENTER		17	7	29%	24
FINLAY C. LABORATORY		4	20	83%	24
NOVANT HEALTH		18	6	25%	24
CVS NC7588POCT ASHEVILLE		21	3	13%	24
ALAN SERURE MD		24			24
LABORATORY DYNAMICS		20	4	17%	24
FLORIDA MEDICAL CLINIC - NEW TAMPA		19	5	21%	24
South Heritage Health and Rehab		24			24

COVID-19: testing by laboratory

Data through Apr 21, 2021 verified as of Apr 22, 2021 at 09:25 AM

Data in this report are provisional and subject to change.

The numbers in the table below represent the number of Florida and non-Florida residents for whom test results were received by the Department of Health. A person can be tested by more than one laboratory and can have both positive and negative results. **Therefore, the sum of the numbers in each column will be larger than the total number of people tested.**

Reporting lab	Inconclusive	Negative	Positive	Percent positive	Total
URGENT CARE USA			24	100%	24
LAKE NONA MEDICAL SERVICES		16	8	33%	24
MID FLORIDA PATHOLOGY LLC		23	1	4%	24
WELLSNOW URGENT CARE		23	1	4%	24
SOUTH NASSAU COMMUNITIES HOSPITAL		20	4	17%	24
INNOVATIVE RESEARCH OF WEST FLORIDA		21	3	13%	24
RAINBOW PEDIATRIC CENTER		2	22	92%	24
TIMBERLANE LODGE ALF	1	16	7	29%	24
PHYSICIANS PRIMARY CARE OF SW FLORIDA PL		24			24
HERITAGE OAKS ASSISTED LIVING & MEMORY CARE		20	4	17%	24
VILLAGES REHABILITATION AND NURSING CENTER		24			24
MADISON COUNTY MEMORIAL HOSP		12	12	50%	24
WESTMINSTER WOODS ON JULINGTON CREEK		22	2	8%	24
ROWLETT MIDDLE ACADEMY		22	2	8%	24
SARASOTA MEMORIAL NURSING & REHABILITATION CTR		24			24
SENIOR LIVING IV SUN CITY LLC		17	7	29%	24
PRIME CARE ONE LLC/HARBORCHASE OF VENICE			24	100%	24
HEALTH MED CENTERS		24			24
JUST FOR KIDS PEDIATRICS		5	19	79%	24
EDWARD S BENNETT MD PLLC		24			24
ATRIA AT ST JOSEPHS		24			24
WESTPAC LABS INC	1	12	11	46%	24
THE CHAPPEL GROUP RESEARCH		24			24
BAYFRONT HMA CONVENIENT CARE, LLC		2	22	92%	24
PALMS MEDICAL GROUP - LAKE CITY WEST		3	21	88%	24
CSH LAKE ORIENTA LP		24			24
MED PLUS FLORENCE		20	4	17%	24
LIFELINK TISSUE BANK D/B/A LIFELINK TISSUE BANK		20	4	17%	24
ST VINCENT'S EAST		22	2	8%	24
HENNEPIN COUNTY MEDICAL CENTER (HCMC)		13	11	46%	24
SENIOR HEALTH OF WINTER PARK DUNDEE		24			24
VA MEDICAL CENTER			24	100%	24
STATE LAB		2	22	92%	24
AVENTIS BIO-SERVICES CTL		24			24
MORTON PLANT NORTH BAY HOSPITAL			24	100%	24
ST ELIZABETH MEDICAL CENTER LABORATORY		21	3	13%	24
CL BRUMBACK PRIMARY CARE CLINIC LANTANA		2	22	92%	24
TARPON BAYOU CENTER			24	100%	24
MAITLAND PRIMARY CARE		9	14	61%	23
CHARLOTTE CHD PORT CHARLOTTE		19	4	17%	23
WELLMED AT LAKE COPELAND		17	6	26%	23
GLEN COVE HOSPITAL		23			23
COMMONWEALTH OF MASSACHUSETTS			23	100%	23
UNIVERSITY HILLS HEALTH AND REHABILITATION CENTER		18	5	22%	23
FLUSHING HOSPITAL MEDICAL CENTER		19	4	17%	23
GRAND VILLA OF MELBOURNE		21	2	9%	23
FLORENCE J HUNT STUDENT WELLNESS CENTER - HEALTH SERVICES (ABBOTT)		23			23

COVID-19: testing by laboratory

Data through Apr 21, 2021 verified as of Apr 22, 2021 at 09:25 AM

Data in this report are provisional and subject to change.

The numbers in the table below represent the number of Florida and non-Florida residents for whom test results were received by the Department of Health. A person can be tested by more than one laboratory and can have both positive and negative results. **Therefore, the sum of the numbers in each column will be larger than the total number of people tested.**

Reporting lab	Inconclusive	Negative	Positive	Percent positive	Total
NORTHWEST FLORIDA COMMUNITY HOSPITAL 3RD FLOOR		21	2	9%	23
NOBLE SENIOR LIVING		3	20	87%	23
BAYFRONT FAMILY HEALTH CENTER		3	20	87%	23
ROSS MEDICAL GROUP			23	100%	23
REGENEXX TAMPA BAY		20	3	13%	23
ESOTERIX GENETIC LABORATORIES		17	6	26%	23
TREEHOUSE PEDIATRICS		19	4	17%	23
STEWART MEDICAL GROUP INC			23	100%	23
ADVANCED URGENT CARE CENTER		7	16	70%	23
MARQUES PEDIATRICS			23	100%	23
CVS NV3210POCT LAS VEGAS		20	3	13%	23
CHIPOLA QUICK CARE		17	6	26%	23
UNDERGROUND FREE CLINIC		22	1	4%	23
OMEGA LABORATORIES		19	4	17%	23
WUESTHOFF MEDICAL CENTER-MELBOURNE			23	100%	23
EGL GENETIC DIAGNOSTICS		1	22	96%	23
GRAND VILLA OF DELRAY EAST		23			23
DOCTORS MEDICAL CENTER OF WALTON COUNTY CLINIC			23	100%	23
DALE MEDICAL CENTER		18	5	22%	23
NEW JERSEY		22	1	4%	23
CARESPOT		2	21	91%	23
UF HEALTH NORTH JACKSONVILLE			23	100%	23
WOODHOUSE INC		17	6	26%	23
PRIMECARE AT PORT ORANGE		4	19	83%	23
SONATA BOYNTON BEACH		21	2	9%	23
COASTAL FAMILY PRACTICE		15	8	35%	23
ISLAND COAST PEDIATRICS PA		22	1	4%	23
LAKEVIEW HEALTH CARE SYSTEMS		9	14	61%	23
GILCHRIST COUNTY JAIL		21	2	9%	23
CORE LABORATORY		1	22	96%	23
ST VINCENT'S URGENT CARE		19	3	14%	22
ROCKLEDEGE REGIONAL MEDICAL CENTER		17	5	23%	22
ERIC C MARSHAL MD, PC DBA MINUTECLINIC		21	1	5%	22
MEDI STATION			22	100%	22
KELLY'S ASSISTED LIVING FACILITY		22			22
BASSETTI & ASSOCIATES, MD, PA			22	100%	22
MARATHON HEALTH FOR LIFE		19	3	14%	22
OHIO CVS STORES, LLC DBA		19	3	14%	22
OLIVE BRANCH HEALTH AND REHABILITATION CENTER			22	100%	22
SEAGRASS VILLAGE			22	100%	22
EMORY CRAWFORD LONG HOSPITAL LABORATOR		19	3	14%	22
PRIMARY CARE SPECIALISTS OF ORLANDO LLC		17	5	23%	22
EBEIDS MD PEDIATRICS		19	3	14%	22
MORNINGSIDE MANOR & VILLA ADULT CARE C		22			22
TRINITY MEDICAL ASSOCIATES LLC			22	100%	22
APOLLO SURGERY CENTER		20	2	9%	22
LPG PRIMARY CARE AT MATTHEW DRIVE		20	2	9%	22

COVID-19: testing by laboratory

Data through Apr 21, 2021 verified as of Apr 22, 2021 at 09:25 AM

Data in this report are provisional and subject to change.

The numbers in the table below represent the number of Florida and non-Florida residents for whom test results were received by the Department of Health. A person can be tested by more than one laboratory and can have both positive and negative results. **Therefore, the sum of the numbers in each column will be larger than the total number of people tested.**

Reporting lab	Inconclusive	Negative	Positive	Percent positive	Total
GRACE COMMUNITY PHARMACY		2	20	91%	22
LPG PRIMARY CARE AT COLONIAL CENTER DRIVE		20	2	9%	22
MINUTECLINIC DIAGNOSTIC PA		19	3	14%	22
WALGREENS_COCONUT CREEK		17	5	23%	22
DIACARTA INC.		22			22
ELAN SPANISH SPRINGS		4	18	82%	22
FLORIDA HOSPITAL LABS		12	10	45%	22
MOBILE DIVISION LABORATORY		7	15	68%	22
NEW YORK PRESBYTERIAN - ALLEN HOSPITAL		22			22
MINUTECLINIC DIAGNOSTIC OF NORTH CAROLINA PC		19	3	14%	22
SOLE HEALTH LLC		22			22
MINUTECLINIC MINUTECLINIC #8746		21	1	5%	22
BAPTIST PEDIATRICS		18	4	18%	22
FAMILY AND AFTER HOURS CARE		22			22
PALM BEACH GARDENS MEDICAL CENTER			22	100%	22
YUSRA MEDICAL ASSOCIATES PA		16	6	27%	22
SOUTH CAROLINA DEPARTMENT OF HEALTH			22	100%	22
GLEN OAKS URGENT CARE		20	2	9%	22
OCEANSIDE URGENT CARE		22			22
PULSE MEDICAL GROUP INC			22	100%	22
MORRIS PARK URGENT CARE		19	3	14%	22
FORT PIERCE FAMILY CARE INC		16	6	27%	22
BROOKDALE WEST BOYNTON BEACH		22			22
Wesley Place on Honeysuckle		20	2	9%	22
TEN HEALTHCARE		6	16	73%	22
ORANGE REGIONAL MEDICAL CENTER LABORATORY		17	5	23%	22
ADVANCED HEALTHCARE ASSOCIATES		20	2	9%	22
FLORIDA PEDIATRICS		6	16	73%	22
CVS NC4165POCT BREVARD		14	8	36%	22
BETHESDA HEALTH PHYSICIAN GROUP INC			22	100%	22
ST JUDE CHILDRENS RESEARCH HOSPITAL		21			21
ESTATES MEDICAL CENTER		12	9	43%	21
CARENOW URGENT CARE-BRENTWOOD		15	6	29%	21
MEDEXPRESS URGENT CARE - SEMINOLE SQUA		19	2	10%	21
ORANGE PARK PEDIATRIC ASSOCIATES		10	11	52%	21
COLUMBIA MEMORIAL HOSPITAL		21			21
Z UROLOGY		21			21
CITY OF CLEARWATER EMPLOYEE HEALTH CENTER		10	11	52%	21
NTD EUROFINs ATLANTA		21			21
PALM BAY FAMILY PRACTICE		4	17	81%	21
USCG AIR STATION CLEARWATER CLINIC		20	1	5%	21
CVS MINUTE CLINIC DIAGNOSTIC OF TEXAS LLC		17	4	19%	21
RHODE ISLAND DEPARTMENT OF HEALTH			21	100%	21
HOPE HEALTHCARE		21			21
PRIMECARE OF DOTHAN-DALEVILLE CLINIC		16	5	24%	21
CLINICAL PATHOLOGY LABORATORIES SOUTHEAST			21	100%	21
Citymd Of Lacey		18	3	14%	21

COVID-19: testing by laboratory

Data through Apr 21, 2021 verified as of Apr 22, 2021 at 09:25 AM

Data in this report are provisional and subject to change.

The numbers in the table below represent the number of Florida and non-Florida residents for whom test results were received by the Department of Health. A person can be tested by more than one laboratory and can have both positive and negative results. **Therefore, the sum of the numbers in each column will be larger than the total number of people tested.**

Reporting lab	Inconclusive	Negative	Positive	Percent positive	Total
MINUTECLINIC DIAGNOSTICS MEDICAL GROUP		20	1	5%	21
NAVAL MEDICAL CENTER SAN DIEGO			21	100%	21
ROCKLEDGE FAMILY HEALTH			21	100%	21
UPMC CHAUTAUQUA AT WCA LABORATORY		20	1	5%	21
MINUTE-CLINIC DIAGNOSTIC OF VIRGINIA		17	4	19%	21
JEFFERSON K-12, A SOMERSET SCHOOL- CLINIC		17	4	19%	21
POINT OF CARE CLINICS PRIMARY CARE		20	1	5%	21
SEBRING PEDIATRICS LLC			21	100%	21
GRACE WELLNESS CENTER		8	13	62%	21
VISTACARE PHARMACY I		18	3	14%	21
LAKEWOOD RANCH MEDICAL CENTER CLINICAL LAB			21	100%	21
PEDIATRIC ASSOCIATES PA		17	4	19%	21
TENNESSEE DEPARTMENT OF HEALTH		15	6	29%	21
OHSU MOLECULAR MICROBIOLOGY LAB		20	1	5%	21
GUARDANT HEALTH		15	6	29%	21
CONNECTDX		6	15	71%	21
ARDEN COURTS OF WINTER SPRINGS		18	3	14%	21
WACO HHSSURGEWACO	1	17	3	14%	21
INTERNATIONAL MEDICAL LABORATORY INC		21			21
GRADY HEALTH SYSTEM		21			21
LAKE HOWARD HEIGHTS	1	18	2	10%	21
WALGREENS #04618		18	3	14%	21
PRIMARY CARE MEDICINE	1	13	6	30%	20
DEPT OF VA MEDICAL CENTER - BAY PINES			20	100%	20
PROFESSIONAL PARK PEDIATRICS PA			20	100%	20
LAKE WORTH MANOR		19	1	5%	20
CONSOLIDATED LAB SERVICES		10	10	50%	20
URGENT TEAM		17	3	15%	20
BAY PEDIATRICS PA		18	2	10%	20
DOC PAM PA		19	1	5%	20
GOOD SAMARITAN SOCIETY OF DAYTONA		16	4	20%	20
THE VILLAGES HEALTH		12	8	40%	20
REDITUS LABORATORIES			20	100%	20
MCWHORTER SCHOOL OF PHARMACY		20			20
BAPTIST MEDICAL GRP URGENT CARE & OCC HEALTH AIRPO		20			20
BROOKDALE MANDARIN CENTRAL		7	13	65%	20
PONCE PLAZA NURSING & REHAB CENTER		4	16	80%	20
HARLEM HOSPITAL CENTER		19	1	5%	20
BEST MEDICAL CENTER		11	9	45%	20
Sovereign Laboratory Services, LLC		17	3	15%	20
MIAMI BEACH MEDICAL GROUP			20	100%	20
VIERA FAMILY MEDICINE AND WELLNESS		16	4	20%	20
AEGIS MEDICAL GROUP, LLC		20			20
ANYTIME LAB, LLC		18	2	10%	20
HELIX DIAGNOSTICS			20	100%	20
Floral Health and Rehabilitation, LLC		19	1	5%	20
CARESPOT OF NOCATEE		1	19	95%	20

COVID-19: testing by laboratory

Data through Apr 21, 2021 verified as of Apr 22, 2021 at 09:25 AM

Data in this report are provisional and subject to change.

The numbers in the table below represent the number of Florida and non-Florida residents for whom test results were received by the Department of Health. A person can be tested by more than one laboratory and can have both positive and negative results. **Therefore, the sum of the numbers in each column will be larger than the total number of people tested.**

Reporting lab	Inconclusive	Negative	Positive	Percent positive	Total
THE CANOPY AT HARPER LAKE	1		19	95%	20
CVS HEALTH, #3396		18	2	10%	20
HEALTHY MINORS, LLC.		20			20
STATEN ISLAND UNIVERSITY HOSPITAL		19	1	5%	20
MEDICAL EXPRESS CORP		18	2	10%	20
GENTIVA HEALTH SERVICES		18	2	10%	20
ODYSSEY HEALTHCARE OF MARION COUNTY, LLC		19	1	5%	20
MINUTECLINIC DIAGNOSTIC OF MICHIGAN PC		19	1	5%	20
WINTER PARK FAMILY PRACTICE LLC		17	3	15%	20
BROWNE MEDICAL		18	2	10%	20
BAYCARE MEDICAL GROUP INC			20	100%	20
MINUTECLINIC, LLC #4507		18	2	10%	20
TEXAS DEPARTMENT OF STATE HEALTH SERVICES		3	17	85%	20
TGH MEDICAL GROUP LABORATORY CARROLLWOOD			20	100%	20
ADVENT HEALTH - KISSIMMEE		6	14	70%	20
FIRST CHOICE PEDIATRICS WINTER SPRINGS		15	5	25%	20
SHELBY BAPTIST MEDICAL CENTER		15	5	25%	20
WINSHIPS PHARMACY INC		20			20
ELTINGVILLE CIRCLE URGENT CARE		18	1	5%	19
CLERMONT ADVENTHEALTH CENTRA CARE		1	18	95%	19
OCEAN REEF MEDICAL CENTER, LLC			19	100%	19
LAB INTERMARKET FACILITY LAB		1	18	95%	19
CORNER OAK ESTATE LLC		19			19
BAYVIEW MEDICAL		19			19
JACKSON NORTH MEDICAL CENTER		2	17	89%	19
CAREHERE- LCS LEESBURG			19	100%	19
FOX FAMILY PRACTICE		19			19
ROYAL PALM MEDICAL GROUP, INC		19			19
MD PLUS URGENT CARE, LLC			19	100%	19
FAMILY CARE CYPRESS CREEK		1	18	95%	19
NANO HEALTH ASSOCIATES LLC		19			19
EMERALD COAST HOSPICE - CRESTVIEW		19			19
STAT MEDICAL CLINIC III INC		13	6	32%	19
BAPTIST MEMORIAL HEALTH CARE		17	2	11%	19
GRAND VILLA OF SARASOTA		18	1	5%	19
49D2045214PHYSICIAN OFFICE WAIVER MEDEXPRESS URGENT CARE - HARRISONBU		10	9	47%	19
LOVING CARE OF THE TREASURE COAST LLC	1	13	5	26%	19
MED HEALTH SERVICES		18	1	5%	19
BARTON FAMILY PRACTICE		8	11	58%	19
ASHRAF MEDICAL GROUP PLLC DBA PULSE M		18	1	5%	19
MARQUESA MEDICAL		16	3	16%	19
ST ANTHONY'S HOSP PATIENT CARE SERVICE			19	100%	19
VALLEY IMMEDIATE CARE		16	3	16%	19
ST CATHERINE OF SIENA HOSPITAL		17	2	11%	19
CARESPOT EXPRESS HEALTHCARE			19	100%	19
GUIDEWELL EMERGENCY MEDICINE DOCTORS LLC #33		12	7	37%	19
INTEGRATED FAMILY MEDICAL CENTER			19	100%	19

COVID-19: testing by laboratory

Data through Apr 21, 2021 verified as of Apr 22, 2021 at 09:25 AM

Data in this report are provisional and subject to change.

The numbers in the table below represent the number of Florida and non-Florida residents for whom test results were received by the Department of Health. A person can be tested by more than one laboratory and can have both positive and negative results. **Therefore, the sum of the numbers in each column will be larger than the total number of people tested.**

Reporting lab	Inconclusive	Negative	Positive	Percent positive	Total
AUBURN COMMUNITY HOSPITAL		17	2	11%	19
PEPIN ACADEMIES-PASCO		19			19
ANYLABTESTNOW		6	13	68%	19
INTEGRATED REGIONAL LABORATORIES - LARGO			19	100%	19
MAIMONIDES MEDICAL CENTER		16	3	16%	19
BIOREFERENCE LABORATORIES		7	12	63%	19
SEVEN RIVERS REGIONAL MEDICAL CENTER		5	14	74%	19
MICHELLE S PAGE MD PA		18	1	5%	19
ADVENTIST HEALTH SYSTEM		16	3	16%	19
COMMUNITY HOME HEALTH CARE		19			19
REGENCY SQUARE MALL - SEARS		3	16	84%	19
NO NAME		8	11	58%	19
AURORA UNIVERSITY WELLNESS CENTER		19			19
STONE WASH CLINICAL LABORATORIES		2	17	89%	19
FLORIDA COMMUNITY HEALTH CENTER OF ST. LUCIE		1	18	95%	19
ST. JUDES LABORATORIES		13	6	32%	19
FLORIDA HOSPITAL WINTER GARDEN		15	4	21%	19
ALL PEDIATRIC CARE			19	100%	19
PATIENTS CHOICE LAB OF IND, LLC		16	3	16%	19
CLEVELAND CLINIC FLORIDA		1	18	95%	19
CARE POINT HEALTH & WELLNESS CENTER		19			19
MINUTECLINIC, LLC #1586		14	5	26%	19
MINUTE CLINIC DIAGNOSTIC OF TN PC #64		18	1	5%	19
MONROE COUNTY DETENTION CENTER			19	100%	19
BRIDGEWAY HEALTH CLINICS INC			19	100%	19
FORT WALTON BEACH DEVELOPMENTAL CENTER		18	1	5%	19
JOINT AMBULATORY CARE CENTER		19			19
ADVENTHEALTH MEDICAL GROUP		12	6	33%	18
CITY OF SANFORD EMPLOYEE HEALTH AND		17	1	6%	18
DAVID LAWRENCE CENTER INC		16	2	11%	18
FORT HAMILTON URGENT CARE		18			18
TENDER CARE ALF		18			18
MINUTECLINIC DIAGNOSTIC OF RHODE ISLAND, LLC #590		17	1	6%	18
CVS MINUTE CLINIC DIAGNOSTIC OF TN #6044		16	2	11%	18
XPRESS WELLNESS URGENT CARE			18	100%	18
MEDEXPRESS URGENT CARE - TIMBERLAKE		16	2	11%	18
ADVENTHEALTH MEDICAL GROUP PEDIATRICS AT		4	14	78%	18
MOORINGS PARK OAKSTONE AT GREY OAKS		17	1	6%	18
CITY OF LAKE MARY EMPLOYEE HEALTH CENTER		16	2	11%	18
GENERAL INTERNAL MEDICINE MEDICAL CTR CLINIC		13	5	28%	18
OSCEOLA ALF OPERATOR, LLC DBA□		18			18
GAMMA DIAGNOSTIC LAB LLC			18	100%	18
MADISON CORE LABORATORIES		17	1	6%	18
MEDEXPRESS URGENT CARE, MOON TOWNSHIP		17	1	6%	18
ORLANDO FAMILY PHYSICIANS INC		13	5	28%	18
WALGREENS #04569		17	1	6%	18
WALGREEN EASTERN CO, INC		18			18

COVID-19: testing by laboratory

Data through Apr 21, 2021 verified as of Apr 22, 2021 at 09:25 AM

Data in this report are provisional and subject to change.

The numbers in the table below represent the number of Florida and non-Florida residents for whom test results were received by the Department of Health. A person can be tested by more than one laboratory and can have both positive and negative results. **Therefore, the sum of the numbers in each column will be larger than the total number of people tested.**

Reporting lab	Inconclusive	Negative	Positive	Percent positive	Total
PRATTVILLE BAPTIST HOSPITAL		14	4	22%	18
AURORA DIAGNOSTICS		6	12	67%	18
COLLEGE POINT URGENT CARE		15	3	17%	18
MINUTECLINIC LLC #4449		16	2	11%	18
ABC PEDIATRICS OF PORT ST LUCIE		16	2	11%	18
HARTFORD HOSPITAL ANCILLARY LAB		17	1	6%	18
MINUTECLINIC #8699		14	4	22%	18
CLINIC OF PEDIATRICS & GI MEDICINE INC		1	17	94%	18
PPD - IXLAYER		17	1	6%	18
ASCENSION ST VINCENT'S PRIMARY CARE		1	17	94%	18
CLEVELAND CLINIC			18	100%	18
ADVENT HEALTH - WINTER HAVEN		8	10	56%	18
INTERMOUNTAIN CENTRAL LAB		1	17	94%	18
AVALON FAMILY RESORT ASSISTED LIVING LLC		18			18
MC DIAGNOSTIC OF CONNECTICUT, PC #775		17	1	6%	18
BRONSON FIRE DEPARTMENT		18			18
BROOKDALE ST AUGUSTINE		1	17	94%	18
107TH PLACE GROUP HOME		18			18
URGENT CARE AT LONGWOOD			18	100%	18
SANTA ROSA COUNTY JAIL - WELLPATH			18	100%	18
J AND J VISTAKON EMPLOYEE HEALTH CENTER		17	1	6%	18
IONA COLLEGE HEALTH & WELLNESS CENTER		18			18
UM MILLER SCHOOL OF MEDICINE			18	100%	18
CABOT RESERVE ON THE GREEN		18			18
MINUTECLINIC DIAGNOSTIC OF TN PC #566		14	4	22%	18
CRANES VIEW LODGE			18	100%	18
MARION COUNTY HEALTH DEPARTMENT		17	1	6%	18
TPCA CLINICAL LABORATORIES		15	3	17%	18
MINUTECLINIC DIAGNOSTIC OF TEXAS LLC		16	2	11%	18
PREMIUM HEALTH CARE			18	100%	18
MI CASA DORADA ASSISTED LIVING FACILIT		18			18
ROBERT WOOD JOHNSON UNIVERSITY HOSP		16	2	11%	18
BAY COUNTY HEALTH DEPARTMENT		14	4	22%	18
URGENT CARE & FAMILY PRACTICE CENTER			17	100%	17
BLOUNT MEMORIAL HOSPITAL		14	3	18%	17
BAY BREEZE HEALTH AND REHABILITATION CENTER		9	8	47%	17
BROOKDALE CROWN POINT			17	100%	17
MINUTE CLINIC		1	16	94%	17
UVMC MICROBIOLOGY		16	1	6%	17
KIDS CARE PEDIATRICS PA			17	100%	17
HEALTHCARE NOW			17	100%	17
GOOD SAMARITAN MEDICAL CENTER			17	100%	17
SOMA MEDICAL CENTER, PA #4 FLORIDA MANGO		1	16	94%	17
MIRIMUS INC		1	16	94%	17
UNIVERSITY OF ALABAMA - FUNGAL REFERENCE LABORATORY		12	5	29%	17
RESOLVE MOLECULAR DIAGNOSTICS		13	4	24%	17
PARRISH HEALTH CENTER		14	3	18%	17

COVID-19: testing by laboratory

Data through Apr 21, 2021 verified as of Apr 22, 2021 at 09:25 AM

Data in this report are provisional and subject to change.

The numbers in the table below represent the number of Florida and non-Florida residents for whom test results were received by the Department of Health. A person can be tested by more than one laboratory and can have both positive and negative results. **Therefore, the sum of the numbers in each column will be larger than the total number of people tested.**

Reporting lab	Inconclusive	Negative	Positive	Percent positive	Total
COAST MED URGENT CARE		16	1	6%	17
PRIMARY CARE WALK IN CLINIC PLLC			17	100%	17
MINUTECLINIC DIAGNOSTIC OF SC, LLC #2		13	4	24%	17
MARCO DRUGS AND COMPOUNDING		13	4	24%	17
UNIVERSITY LAB			17	100%	17
LYNN KEEFE, MD PEDIATRICS		14	3	18%	17
WELLINGTON FAMILY PRACTICE		13	4	24%	17
INN AT LAKE SEMINOLE SQUARE, THE		17			17
YORKVILLE PEDIATRIC URGENT CARE		17			17
MEDEXPRESS URGENT CARE - ROBINSON TWP, STEUBENVILLE PIKE		15	2	12%	17
DR PHILLIPS MEDICAL WELLNESS CENTER		13	4	24%	17
ST JOSEPH HOSPITAL		16	1	6%	17
URGENT CARE OF NEW YORK		16	1	6%	17
MEDEXPRESS URGENT CARE- MARYLAND		14	3	18%	17
MC DIAGNOSTIC OF CONNECTICUT, PC #1960		17			17
ADVENTHEALTH MEDICAL GROUP PEDIATRIC & ADOLESCENT		16	1	6%	17
CVS MINUTE CLINIC DIAGNOSTIC OF TEXAS, LLC		13	4	24%	17
MASSACHUSETTS GENERAL HOSPITAL		1	16	94%	17
CVS MINUTE CLINIC DIAGNOSTIC OF WISCONSIN		17			17
SOMA MEDICAL CENTER PA			17	100%	17
WELLMED AT BRANDON REGIONAL		10	7	41%	17
ALBIBI		1	16	94%	17
CARE NOW, INC		13	4	24%	17
UC HEALTH UNIVERSITY HOSPITAL		14	3	18%	17
FRUITVILLE URGENT CARE			17	100%	17
MONTEFIORE ST LUKE'S CORNWALL HOSPITAL		13	4	24%	17
STARLING AT NOCATEE			17	100%	17
ESTATES MEDICAL CENTER INC		4	13	76%	17
URGENT CARE WEST CLINIC		14	3	18%	17
EAR NOSE & THROAT ASSOCIATES OF MANATEE PA		17			17
GENETIC TECHNOLOGICAL INNOVATIONS			17	100%	17
KIDSWOOD PEDIATRICS CORP		6	11	65%	17
MINUTECLINIC, LLC, #4160		13	4	24%	17
LAKELAND HILLS CENTER		10	7	41%	17
DIEGO FALLON MD PA		6	11	65%	17
CALLAWAY CLINIC		12	5	29%	17
NONA PEDIATRIC CENTER		11	6	35%	17
FAST PACE MEDICAL CLINIC PLLC		15	2	12%	17
INTERNAL MEDICINE LIPID AND WELNNESS PRACTICE		6	10	63%	16
PANAMA CITY VITAS HOSPICE		16			16
TINA'S ASSISTED LIVING FACILITY CORP		16			16
ALL FLORIDA FAMILY & SPORTS MEDICINE		15	1	6%	16
RIVERSIDE MEDICAL GROUP		15	1	6%	16
CRUCIAL CARE		10	6	38%	16
INDIANA STATE DEPARTMENT OF HEALTH		1	15	94%	16
MEDICINE AT LONGWOOD		16			16
Lab MSMC Hialeah			16	100%	16

COVID-19: testing by laboratory

Data through Apr 21, 2021 verified as of Apr 22, 2021 at 09:25 AM

Data in this report are provisional and subject to change.

The numbers in the table below represent the number of Florida and non-Florida residents for whom test results were received by the Department of Health. A person can be tested by more than one laboratory and can have both positive and negative results. **Therefore, the sum of the numbers in each column will be larger than the total number of people tested.**

Reporting lab	Inconclusive	Negative	Positive	Percent positive	Total
CVS PHARMACY		1	15	94%	16
PRO HEALTH FAMILY PHYSICIANS, NYSTROM		16			16
GRAND VILLA OF PALM COAST		16			16
XERA MED RESEARCH			16	100%	16
WELLSTAR NORTH FULTON HOSPITAL LABORAT		15	1	6%	16
PRESBYTERIAN MEDICAL SERVICES		16			16
URGENT CARE CLINIC OF LINCOLN		14	2	13%	16
TMH FSU RAPID LABORATORY		2	14	88%	16
UNAVAILABLE/UNKNOWN/NO INFORMATION FOUND			16	100%	16
KETAMINE HEALTH CENTERS AT BONITA SPRINGS, LLC		16			16
BONIFAY NURSING AND REHABILITATION CENTER			16	100%	16
ST AUGUSTINE PLANTATION		1	15	94%	16
HAWTHORNE INN OF LAKELAND		16			16
MINUTECLINIC DIAGNOSTIC OF TN PC #6415		12	4	25%	16
MINUTE CLINIC DIAGNOSTIC OF SOUTH CAROLINA		12	4	25%	16
MILLENNIUM PHYSICIAN GRP LLC NAPLES PINE RIDGE			16	100%	16
GENOTOX LABORATORIES		13	3	19%	16
LAKEVIEW HEALTH SYSTEMS			16	100%	16
FAST TRACK URGENT CARE CENTER - TYRONE			16	100%	16
FLORIDA MEDICAL ASSOCIATES LLC		9	7	44%	16
MEDLAB INC		16			16
MINUTECLINIC, LLC, DBA MINUTECLINIC #6		14	2	13%	16
JS HEALTHCARE INC		16			16
PROMEDICA LABORITORIES		11	5	31%	16
SUFFRIDGE DRIVE GROUP HOME		16			16
HUDSON VALLEY HOSPITAL CENTER LABORATORY		15	1	6%	16
KIMBERLY J HENDERSON MD PC		15	1	6%	16
OKEECHOBEE HEALTHCARE FACILITY			16	100%	16
NORTHERN WESTCHESTER HOSPITAL LABORATORY		14	2	13%	16
MORTON PLANT MEASE			16	100%	16
BERGEN NEW BRIDGE M		14	2	13%	16
NOVANT HEALTH GOHEALTH URGENT CARE-HARRISBURG		8	8	50%	16
HODGES CLUSTER		2	14	88%	16
MEDEXPRESS URGENT CARE LEWISBURG		15	1	6%	16
ADVENT HEALTH - ZEPHYRHILLS			16	100%	16
DAVITA DIALYSIS		4	12	75%	16
INTERNAL MEDICINE ASSOCIATES & SPECIALTIES INC		15	1	6%	16
CVS NC2357POCT HUNTERSVILLE		14	2	13%	16
BVL PEDIATRICS		14	2	13%	16
JOSEPH MIGNOGNA		13	3	19%	16
COMPREHENSIVE CHILDCARE ASSOCIATES		9	7	44%	16
GOOD SAMARITAN SOCIETY		16			16
RICH STREET GROUP HOME		9	7	44%	16
MINNEOLA PLACE A HOMEBRIDGE COMMUNITY		16			16
SRMC AVALON		9	7	44%	16
COMMUNITY HEALTH OF SOUTH FLORIDA INC			16	100%	16
NORTHWEST FLORIDA SLEEP		1	15	94%	16

COVID-19: testing by laboratory

Data through Apr 21, 2021 verified as of Apr 22, 2021 at 09:25 AM

Data in this report are provisional and subject to change.

The numbers in the table below represent the number of Florida and non-Florida residents for whom test results were received by the Department of Health. A person can be tested by more than one laboratory and can have both positive and negative results. **Therefore, the sum of the numbers in each column will be larger than the total number of people tested.**

Reporting lab	Inconclusive	Negative	Positive	Percent positive	Total
UNIVERSITY OF MIAMI MILLER SCHOOL			16	100%	16
NORTHWEST FLORIDA ENT, PA		5	11	69%	16
NORTHEAST GEORGIA MEDICAL CENTER		16			16
PREMIER LABORATORY SERVICES, LLC		5	10	67%	15
SINAI HOSPITAL OF BALTIMORE		15			15
BROOKLYN HOSPITAL CENTER DOWNTOWN CAMPUS		15			15
LILY'S PROMISE AL#12775		15			15
MINUTECLINIC INCORPORATE, LLC		12	3	20%	15
SURGERY CENTER OF CORAL GABLES LLC,THE		11	4	27%	15
SONORA QUEST LABORATORIES			15	100%	15
Grace Rehabilitation of Vero Beach		15			15
WALK IN URGENT CARE			15	100%	15
LAKE NONA MEDICAL SERVICE LLC		13	2	13%	15
SELECT PHYSICIANS ALLIANCE PL		15			15
BAPTIST MEDICAL CENTER EAST		11	4	27%	15
MEDEXPRESS URGENT CARE - LAFAYETTE		14	1	7%	15
HAVEN HOSPICE IN CHIEFLAND		9	6	40%	15
UNIVERSITY HOSPITAL UC HEALTH		11	4	27%	15
UNIVERSITY COMMUNITY HOSPITAL		13	2	13%	15
HEALTH MED HOME CARE, LLC		15			15
OPIS ISLAND LAKE CENTER		13	2	13%	15
OPTIONS FOR SENIORS INC DBA PALM KREST MANOR		12	3	20%	15
MINUTE CLINIC LLC #5733		15			15
ST MARYS MEDICAL CENTER			15	100%	15
FLORIDA DEPARTMENT OF HEALTH IN HILLSBOROUGH COUNTY		1	14	93%	15
PROHEALTH CARE ASSOCIATES MOBILE		12	3	20%	15
EASTLAKE PEDIATRICS - TRINITY		15			15
CVS TX8321POCT MCKINNEY		15			15
BESSENT ROAD GROUP HOME		15			15
CVS NY491POCT JACKSON HEIGHTS		15			15
AJU GEORGE MD PA			15	100%	15
CUSTEAD CARE CENTER HAVEN HOSPICE		12	3	20%	15
CARDIOTHORACIC SURGERY OF HYDE PARK			15	100%	15
MIAMI BEACH MEDICAL GROUP LLC			15	100%	15
MILTON 4707		15			15
HUNTINGTON URGENT CARE		14	1	7%	15
GNT ASSOCIATES		14	1	7%	15
TELEVISIT MALABAR PEDIATRICS		5	10	67%	15
HOLLEY-NAVARRE MEDICAL CLINIC		5	10	67%	15
NOVALIFE MEDSPA			15	100%	15
CVS MINUTE CLINIC DIAGNOSTIC PA		11	4	27%	15
MINUTECLINIC DIAGNOSTIC OF VIRGINIA, LLC #1416		14	1	7%	15
OAKMONTE VILLAGE OF DAVIE			15	100%	15
SKIN WELLNESS PHYSICIANS LLC		15			15
ORLANDO HEALTH		2	13	87%	15
LONG ISLAND JEWISH VALLEY STREAM		14	1	7%	15
CVS MINUTE CLINIC DIAGNOSTIC OF VIRGINIA		15			15

COVID-19: testing by laboratory

Data through Apr 21, 2021 verified as of Apr 22, 2021 at 09:25 AM

Data in this report are provisional and subject to change.

The numbers in the table below represent the number of Florida and non-Florida residents for whom test results were received by the Department of Health. A person can be tested by more than one laboratory and can have both positive and negative results. **Therefore, the sum of the numbers in each column will be larger than the total number of people tested.**

Reporting lab	Inconclusive	Negative	Positive	Percent positive	Total
DELIVER MY MEDS CORP		15			15
MEADOWCREST MOLECULAR DIAGNOSTICS, LLC			15	100%	15
INFEXIONSHIELD INC.		15			15
BRYAN WHITFIELD MEMORIAL HOSPITAL		10	5	33%	15
CARENOW URGENT CARE-DONELSON		12	3	20%	15
VERO DIAGNOSTICS		14	1	7%	15
Terrace of Jacksonville			15	100%	15
DIATHERIX		13	2	13%	15
GADSDEN REGIONAL MEDICAL CENTER		15			15
PATHLINE			15	100%	15
WALGREENS #07936		14	1	7%	15
CVS MINUTE CLINIC DIAGNOSTIC MED GRP OF CA		15			15
Astoria Health and Rehab		15			15
GMR EVENT SERVICES LLC DBA CROWDRX		15			15
FAMILY CARE CENTER OF ARLINGTON		10	5	33%	15
FAMILY CARE			15	100%	15
MEDLAB ASSOCIATES LLC		15			15
LEHIGH VALLEY HOSPITAL		3	11	79%	14
WESTERN NEW YORK IMMEDIATE MEDICAL CAR		13	1	7%	14
MEDI-DRUG INC		12	2	14%	14
EPIPHANY HEALTH		8	6	43%	14
CENTRAL JERSEY URGENT CARE OF EATONTOW		13	1	7%	14
POLK CHD BARTOW		13	1	7%	14
Hackensack Umc Mountainside		13	1	7%	14
BOCA SIMON		2	12	86%	14
NEW YORK PRESBYTERIAN - LOWER MANHATTAN		14			14
PROMUS DIAGNOSTICS, LLC			14	100%	14
TALLAHASSEE PRIMARY CARE ASSOCIATES PA		12	2	14%	14
FG RAPID RESULTS LLC		8	6	43%	14
DYNAMIC DNA LAB		1	13	93%	14
QUEENS UNIVERSITY OF CHARLOTTE		14			14
DESOTO HEALTH AND REHAB LLC		9	5	36%	14
ALAN L MELOTEK MD		14			14
CARENOW URGENT CARE-WEST END		9	5	36%	14
STEWART MELBOURNE HOSPITAL, INC	1		13	93%	14
ST JOSEPH WOMENS HOSPITAL			14	100%	14
FAMILY MEDICINE OF WESTON LLC		6	8	57%	14
MELBOURNE FAMILY PRACTICE		12	2	14%	14
INHEALTH LIFE SCIENCES		6	8	57%	14
ALASKA PUBLIC HEALTH LAB		1	13	93%	14
SOMA MEDICAL CENTER, P.A.			14	100%	14
SOUTHEASTERN LABORATORY			14	100%	14
TLC FAMILY CARE HOME INC		14			14
SOUTHEASTERN UNIVERSITY INC		14			14
HORIZON MEDICAL GROUP		12	2	14%	14
JOHNS HOPKINS MEDICAL LABORATORIES		1	13	93%	14
The Evangelical Lutheran Good Samaritan Society		14			14

COVID-19: testing by laboratory

Data through Apr 21, 2021 verified as of Apr 22, 2021 at 09:25 AM

Data in this report are provisional and subject to change.

The numbers in the table below represent the number of Florida and non-Florida residents for whom test results were received by the Department of Health. A person can be tested by more than one laboratory and can have both positive and negative results. **Therefore, the sum of the numbers in each column will be larger than the total number of people tested.**

Reporting lab	Inconclusive	Negative	Positive	Percent positive	Total
LAKE CO SCHOOLS EMPLOYEE HEALTH & WELLNESS CENTER	1	10	3	21%	14
METHODIST MEDICAL CENTER		11	3	21%	14
NIGHT OWL PEDIATRICS URGENT CARE			14	100%	14
ARNOT OGDEN MEDICAL CENTER LABORATORY		14			14
CVS NC187POCT CHARLOTTE		13	1	7%	14
LIFE'S SPECIAL MOMENTS INC		14			14
RIVERSIDE COTTAGES AT THE SHORES, LLC			14	100%	14
MC DIAGNOSTIC OF CONNECTICUT, PC # 257		13	1	7%	14
MINUTECLINIC DIAGNOSTIC OF TN, PC 4992		14			14
NORTHWESTERN MEMORIAL HOSPITAL			14	100%	14
BELLEVUE HOSPITAL CENTER DEPARTMENT		14			14
CVS MINUTE CLINIC, LLC		12	2	14%	14
MC DIAGNOSTIC OF CONNECTICUT, PC #1966		14			14
MONTEFIORE MEDICAL CENTER LABORATORIES - WEILER		10	4	29%	14
HEALTHFIRST ADVENT HEALTH CENTRA CARE COCOA BEACH			14	100%	14
ST CLOUD MEDICAL GROUP		12	2	14%	14
SIGMUND LABS LLC		14			14
SARASOTA - ROBERT L TAYLOR COMMUNITY CENTER		1	13	93%	14
FLORIDA KEYS CONCIERGE MEDICINE, LLC		12	2	14%	14
TGH URGENT CARE - WESTCHASE			14	100%	14
WELLMED AT PORT ST LUCIE WEST		10	4	29%	14
MINUTE CLINIC OF KANSAS PA		8	6	43%	14
BAPTIST PRIMARY CARE PONTE VEDRA		8	6	43%	14
Solaris Healthcare Pensacola			14	100%	14
MC DIAGNOSTIC OF CONNECTICUT PC #459		14			14
MADISON COUNTY HEALTH DEPARTMENT		7	7	50%	14
ACCESS HOME HEALTH OF FLORIDA LLC		14			14
MINUTE CLINIC DIAGNOSTIC MED GRP		13	1	7%	14
LUCID DIAGNOSTICS LABS			14	100%	14
CVS TN5639POCT FARRAGUT		11	3	21%	14
FAMILY PRACTICE ON THE GO		6	8	57%	14
PARROTT MEDICAL CLINIC			14	100%	14
PT&J REHAB - VILLAGE OF ROYAL PALM BEACH		12	2	14%	14
NORTHSIDE HOSPITAL DULUTH		11	3	21%	14
SARNO FAMILY PRACTICE		1	13	93%	14
MINUTECLINIC DIAGNOSTIC OF TN, PC 6438		12	2	14%	14
ORMOND MEDICAL ARTS		3	10	77%	13
MINUTECLINIC, LLC, DBA MINUTECLINIC #2		11	2	15%	13
BAPTIST HEALTH			13	100%	13
BARRANCO CLINIC,THE	3	9	1	8%	13
MEDLABS DIAGNOSTICS		11	2	15%	13
CVS MINUTE CLINIC DIAGNOSTIC OF TN #3293		12	1	8%	13
MEDEXPRESS URGENT CARE - BENTON HARBOR		13			13
MISSOURI DEPARTMENT OF HEALTH AND SENIOR SERVICES			13	100%	13
PHELPS HOSPITAL LABORATORY		11	2	15%	13
ATMORE NURSING CENTER		12	1	8%	13
LAKELAND REGIONAL HEALTH GRASSLANDS		12	1	8%	13

COVID-19: testing by laboratory

Data through Apr 21, 2021 verified as of Apr 22, 2021 at 09:25 AM

Data in this report are provisional and subject to change.

The numbers in the table below represent the number of Florida and non-Florida residents for whom test results were received by the Department of Health. A person can be tested by more than one laboratory and can have both positive and negative results. **Therefore, the sum of the numbers in each column will be larger than the total number of people tested.**

Reporting lab	Inconclusive	Negative	Positive	Percent positive	Total
PARKWEST MEDICAL CENTER		11	2	15%	13
MINUTECLINIC, LLC #1492		13			13
RED MOUNTAIN DIAGNOSTICS		13			13
CONSULATE HEALTH CARE OF PENSACOLA			13	100%	13
GLENBROOKE AT PALM BAY			13	100%	13
MINUTECLINIC DIAGNOSTIC OF RHODE ISLAND		10	3	23%	13
STATEN ISLAND UNIVERSITY HOSPITAL SEGUINE AVE		12	1	8%	13
SAMARITAN MEDICAL CENTER		13			13
BENNETT PEDIATRICS		13			13
TAPESTRY TALLAHASSEE WALDEN		13			13
ST CLOUD COMPOUNDING PHARMACY & WELLNESS CENTER		12	1	8%	13
VALDOSTA FAMILY MEDICINE		1	12	92%	13
SUMMIT ATLANTIC SURGERY CENTER		13			13
MAINSTREET FAMILY SELECT		1	12	92%	13
WELLSTAR COBB HOSPITAL		11	2	15%	13
Signature Healthcare of Savannah		13			13
MINUTECLINIC, LLC, MINUTECLINIC #7637		11	2	15%	13
VILLA OF KINGS AND QUEENS OF DELRAY		13			13
CORAL LANDING ASSISTED LIVING		11	2	15%	13
MHHS All Lab Subsection		13			13
ORCHID COVE		3	10	77%	13
DEVEREUX FLORIDA CHILDRENS CENTER			13	100%	13
IGENEX INC		13			13
BROOKDALE DELAND			13	100%	13
URGENT MEDICAL CENTER INC		5	8	62%	13
NEMOURS CHILDREN'S URGENT			13	100%	13
IN-OFFICE LAB		12	1	8%	13
GILBERT MEDICAL GROUP		11	2	15%	13
MINUTE CLINIC DIAGNOSTIC OF SC, LLC #42		12	1	8%	13
CROSS CARE CENTER			13	100%	13
THE PLAZA AT PARKSQUARE		13			13
HARBOR CHASE OF JACKSONVILLE			13	100%	13
AVENTURA HOSPITAL AND MEDICAL CENTER			13	100%	13
VIGILINT HEALTHCARE		11	2	15%	13
EFFINGER HEALTH, PA		13			13
AFC URGENT CARE - CEDAR GROVE		11	2	15%	13
MINUTE-CLINIC DIAGNOSTIC OF VIRGINIA, LLC #2003		10	3	23%	13
MINUTECLINIC DIAGNOSTIC OF OKLAHOMA		11	2	15%	13
AVALON MEDICAL WALK IN CLINIC			13	100%	13
Sunnyside Care Center		13			13
MINUTECLINIC DIAGNOSTIC OF NORTH CAROLINA, PC		12	1	8%	13
MONTEFIORE NYACK HOSPITAL AFFILIATED LABORATORY		12	1	8%	13
MEYER PEDIATRICS CHTD		11	2	15%	13
SHELBY COUNTY HEALTH CARE CORPORATION		10	3	23%	13
MINUTE-CLINIC DIAGNOSTIC OF VIRGINIA, LLC		13			13
MINUTE CLINIC LLC #5706		11	2	15%	13
SANDGATE GARDENS REHAB & NURSING CENTER		3	10	77%	13

COVID-19: testing by laboratory

Data through Apr 21, 2021 verified as of Apr 22, 2021 at 09:25 AM

Data in this report are provisional and subject to change.

The numbers in the table below represent the number of Florida and non-Florida residents for whom test results were received by the Department of Health. A person can be tested by more than one laboratory and can have both positive and negative results. **Therefore, the sum of the numbers in each column will be larger than the total number of people tested.**

Reporting lab	Inconclusive	Negative	Positive	Percent positive	Total
EAR NOSE AND THROAT ASSOCIATES OF MANATEE, P.A.		10	3	23%	13
MEDEXPRESS URGENT CARE - PANTOPS		12	1	8%	13
SOUTHEAST FAMILY HEALTHCARE CENTER			13	100%	13
MINUTE CLINIC LLC #2775		12	1	8%	13
NATIONAL GENETICS INST LABCORP		4	9	69%	13
MEDEXPRESS URGENT CARE - CHRISTIANBURG		9	4	31%	13
WORLD WRESTLING ENTERTAINMENT			13	100%	13
ESCAMBIA COMMUNITY CLINIC		2	11	85%	13
MINUTECLINIC LLC (1435)		12	1	8%	13
SARASOTA MEDICAL CENTER		4	9	69%	13
MEDEXPRESS URGENT CARE - SALEM		9	4	31%	13
LANE PEDIATRICS PA		1	12	92%	13
CULINARY INSTITUTE OF AMERICA STUDENT	3	10			13
MED TECH SERVICES OF PALM BEACH INC		13			13
COVANCE CENTRAL LABORATORY			13	100%	13
GULF COAST MEDICAL GROUP		5	8	62%	13
ROCKLEDGE		3	10	77%	13
FLORIDA STATE HOSPITAL			13	100%	13
MOODY MANOR		13			13
THRIF-T DRUGS INC		11	2	15%	13
MINUTECLINIC DIAGNOSTIC OF TN PC #643		10	3	23%	13
CLINICAL LABORATORY SERVICES			13	100%	13
COMPASS URGENT CARE		8	5	38%	13
TMH PHYSICIAN PARTNERS - MONTICELLO		10	2	17%	12
MINUTECLINIC DIAGNOSTIC OF PA, LLC (1036)		10	2	17%	12
CAPE CORAL URGENT CARE		9	3	25%	12
RUSSELL MEDICAL CENTER		11	1	8%	12
VILLA HEALTH NH LLC		10	2	17%	12
MINUTECLINIC DIAGNOSTIC OF ILLINOIS LL		10	2	17%	12
CAN COMMUNITY HEALTH, INC		11	1	8%	12
CVS MINUTE CLINIC, LLC #22		11	1	8%	12
MINUTECLINIC DIAGNOSTIC OF GEORGIA, LL		10	2	17%	12
HAVEN HOSPICE			12	100%	12
CVS TN5601POCT LENOIR CITY		10	2	17%	12
ADVENTIST HEALTH SYSTEM FLORIDA DEPT OF HEALTH		7	5	42%	12
PANCARE HEALTH - WEWA ELEMENTARY			12	100%	12
ACADIAN DIAGNOSTIC LABORATORIES		8	4	33%	12
MINUTE CLINIC LLC #6765		12			12
BAYONET POINT HOSPITAL			12	100%	12
VA Primary Care Clinic at Meharry		11	1	8%	12
LAB UNKNOWN		1	11	92%	12
CITY OF WEST PALM BEACH EMPLOYEE & FAMILY HEALTH		12			12
LONGWOOD PEDIATRICS LLC			12	100%	12
WANTAGH URGENT CARE		9	3	25%	12
SENIOR HOME CARE INC		12			12
VIBRANT AMERICA		10	2	17%	12
MEDEXPRESS URGENT CARE - MONROE		12			12

COVID-19: testing by laboratory

Data through Apr 21, 2021 verified as of Apr 22, 2021 at 09:25 AM

Data in this report are provisional and subject to change.

The numbers in the table below represent the number of Florida and non-Florida residents for whom test results were received by the Department of Health. A person can be tested by more than one laboratory and can have both positive and negative results. **Therefore, the sum of the numbers in each column will be larger than the total number of people tested.**

Reporting lab	Inconclusive	Negative	Positive	Percent positive	Total
CARROLL GARDENS URGENT CARE		12			12
THE POTTER'S HOUSE AT CANNON POINT		12			12
COLLIER COUNTY HEALTH DEPT.		7	5	42%	12
Rosewood Healthcare and Rehabilitation Center		5	7	58%	12
MINUTECLINIC DIAG OF IND, LLC #6697		12			12
GEORGE W FERGUSON MD-CONCIERGE MEDICAL SERVICES PL		11	1	8%	12
ST LUKES ROOSEVELT LABORATORY		9	3	25%	12
SUWANNEE COUNTY JAIL		11	1	8%	12
DYNAMIC HEALTH CENTERS INC		8	4	33%	12
CVS HEALTH, #2043		12			12
IREPERTOIRE_MOL_LAB		12			12
ADVENTHEALTH MEDICAL GROUP CARE CLINIC AT		8	4	33%	12
LIFE CARE OF PORT SAINT LUCIE		3	9	75%	12
VERITAS RESEARCH CORP			12	100%	12
BRITO MEDICAL CENTER		10	2	17%	12
FLORIDA DEPT OF HEALTH		4	8	67%	12
APPLE DIAGNOSTICS LAB		5	7	58%	12
ST PETER'S UNIVERSITY HOSPITAL		9	3	25%	12
MINUTECLINIC, LLC, DBA MINUTECLINIC #6106		10	2	17%	12
ORLANDO FAMILY MEDICAL INC		12			12
ST. PETERSBURG PEDIATRICS			12	100%	12
MINUTECLINIC DIAGNOSTIC OF VIRGINIA		12			12
MIRACLE ALF INC		12			12
URGENT TEAM MANAGEMENT OF TENNESSEE		10	2	17%	12
CVS HEALTH MINUTE CLINIC		1	11	92%	12
MINUTECLINIC, LLC #244		11	1	8%	12
MINUTECLINIC DIAGNOSTIC OF TN PC #240		10	2	17%	12
MINUTECLINIC DIAGNOSTIC OF NEW MEXICO		12			12
CVS MINUTE CLINIC DIAGNOSTIC PA #3060		10	2	17%	12
OHIO STATE UNIVERSITY MEDICAL CENTER			12	100%	12
WOODLAND TOWERS		6	6	50%	12
MERIDIAN AT WATERWAYS, THE		10	2	17%	12
FHCP-PORT ORANGE		3	9	75%	12
NORTHSIDE HOSPITAL FORSYTH		10	2	17%	12
FLORIDA DEPARTMENT OF HEALTH WASHINGTON COUNTY		7	5	42%	12
LEON CHD		12			12
CVS GA2108POCT NORCROSS		9	3	25%	12
CARLOS PORTU MD, PLLC			12	100%	12
SAMARITAN HOSPITAL LABORATORY		11	1	8%	12
MI2297090CV HOLLAND-23D2189684		12			12
BROOKDALE CITRUS			12	100%	12
MEDEXPRESS URGENT CARE-ALTOONA		10	2	17%	12
MERCY MEDICAL CENTER		5	7	58%	12
ACCENTCARE		12			12
SUNCOAST COMMUNITY HEALTH CENTERS INC		2	10	83%	12
WALGREEN #6538		12			12
JOHN W NORRIS III MD PA	1		11	92%	12

COVID-19: testing by laboratory

Data through Apr 21, 2021 verified as of Apr 22, 2021 at 09:25 AM

Data in this report are provisional and subject to change.

The numbers in the table below represent the number of Florida and non-Florida residents for whom test results were received by the Department of Health. A person can be tested by more than one laboratory and can have both positive and negative results. **Therefore, the sum of the numbers in each column will be larger than the total number of people tested.**

Reporting lab	Inconclusive	Negative	Positive	Percent positive	Total
RICHMOND UNIVERSITY MEDICAL CENTER		10	2	17%	12
BROWARD DIALYSIS			12	100%	12
GENESIS		8	4	33%	12
Maury Regional Hospital		6	6	50%	12
NAPLES GREEN VILLAGE		12			12
MINUTECLINIC DIAGNOSTIC OF TN PC #386		11	1	8%	12
DEPARTMENT OF PUBLIC HEALTH		12			12
GLEN OAKS HEALTH AND REHABILITATION CENTER			12	100%	12
FAMILY MEDICINE AT HUNTERS CREEK		12			12
CARE FAST MURABELLA		7	5	42%	12
UNIVERSITY HOSPITALS OF CLEVELAND		7	5	42%	12
MEDEXPRESS URGENT CARE-LATROBE		11	1	8%	12
FAMILY MEDICINE AT LONGWOOD			12	100%	12
TIFT REGIONAL HEALTH SYSTEM, INC		12			12
MEDEXPRESS URGENT CARE CHARLESTON		8	4	33%	12
PALATKA VA CBOC		11	1	8%	12
Lady Lake Specialty Care			12	100%	12
CVS CA9715POCT THOUSAND OAKS		12			12
SEMORAN FAMILY HEALTH LLC		10	1	9%	11
OPTUM PRIMARY CARE		1	10	91%	11
DOCTORS EXPRESS OF ST PETERSBURG		1	10	91%	11
CURATIVE		1	10	91%	11
MOUNT DORA PEDIATRICS		9	2	18%	11
SEMINOLE COUNTY CORRECTIONAL FACILITY		1	10	91%	11
MINUTECLINIC DIAGNOSTIC OF MINNESOTA		11			11
ASSOCIATES MD CYPRESS CREEK			11	100%	11
GUIDANCE / CARE CENTER, INC		11			11
MC DIAGNOSTIC OF CONNECTICUT , PC # 3		9	2	18%	11
CVS MINUTE CLINIC DIAGNOSTIC		10	1	9%	11
SAVANNAH STATE UNIVERSITY, COUNSELING		11			11
Manor Care of Dunedin		7	4	36%	11
CVS CA9113POCT CHULA VISTA		11			11
KIDSVILLE PEDIATRICS			11	100%	11
ALACHUA			11	100%	11
CENTRAL JERSEY URGENT CARE		10	1	9%	11
SUMTER COUNTY HEALTH DEPARTMENT		6	5	45%	11
ELITE HOME HEALTH SERVICES		11			11
NORTH OKALOOSA PHYSICIAN GROUP		10	1	9%	11
VITAS HEALTH INC		5	6	55%	11
BRIDGE DIAGNOSTICS			11	100%	11
MINUTECLINIC DIAGNOSTIC OF NEW JERSEY,		10	1	9%	11
PHYSICIANS REGIONAL MEDICAL CTR - COLLIER BLVD			11	100%	11
Westchester General Hospital			11	100%	11
CVS TN2179POCT MURFREESBORO		10	1	9%	11
THE TERRACE OF SAINT CLOUD		9	2	18%	11
NORTH COUNTRY FAMILY HEALTH CENTER INC		11			11
CVS PA1671POCT LANCASTER		11			11

COVID-19: testing by laboratory

Data through Apr 21, 2021 verified as of Apr 22, 2021 at 09:25 AM

Data in this report are provisional and subject to change.

The numbers in the table below represent the number of Florida and non-Florida residents for whom test results were received by the Department of Health. A person can be tested by more than one laboratory and can have both positive and negative results. **Therefore, the sum of the numbers in each column will be larger than the total number of people tested.**

Reporting lab	Inconclusive	Negative	Positive	Percent positive	Total
ASSOCIATES IN MEDICINE		7	4	36%	11
BIOTECH CLINICAL LABORATORIES, INC.		1	10	91%	11
COLLIER HMA PHYSICIAN MANAGEMENT, LLC		2	9	82%	11
CROSSROADS URGENT CARE, PLLC		11			11
CARENOW URGENT CARE-HERMITAGE		7	4	36%	11
PINELLAS COUNTY HEALTH DEPARTMENT		2	9	82%	11
MINUTECLINIC DIAGNOSTIC OF VIRGINIA, LLC #255		11			11
ST VINCENT'S ST CLAIR		8	3	27%	11
ORLANDO HEALTH PHYSICIAN ASSOCIATES		4	7	64%	11
Atlanta VAMC		7	4	36%	11
MICHIGAN DEPARTMENT OF COMMUNITY HEALTH		1	10	91%	11
FAMILY HEALTH CENTER AT PORT ST JOHN		4	7	64%	11
MINUTE CLINIC DIAGNOSTIC OF NORTH CAROLINA		11			11
CLEVELAND TENNESSEE HOSPITAL COMPANY		10	1	9%	11
WALK IN MEDICAL URGENT CARE PC		11			11
BOCA RATON REGIONAL HOSPITAL LAB			11	100%	11
MERCY HEALTH—MUSKEGON		7	4	36%	11
MINUTECLINIC DIAGNOSTIC OF MAINE, LLC		9	2	18%	11
ILLINOIS DEPT OF PUBLIC HEALTH LAB - SPRINGFIELD			11	100%	11
MONROE COUNTY HOSPITAL		8	3	27%	11
ATHENS VETERINARY DIAGNOSTIC LABORATOR		11			11
MONROE COUNTY FIRE RESCUE		10	1	9%	11
UMHC/SYLVESTER AT KENDALL		1	10	91%	11
WELLMED AT SOUTH PARSONS		9	2	18%	11
MEDEXPRESS URGENT CARE - BEECH GROVE		10	1	9%	11
MINUTECLINIC DIAGNOSTICS OF IND, LLC		11			11
HNL LAB MEDICINE		8	3	27%	11
AZALEA HEALTH		2	9	82%	11
CLAYMED OF NORTH FLORIDA			11	100%	11
45TH 1		11			11
ALCOVE ASSISTED LIVING FACILITY		11			11
CVS MINUTE CLINIC DIAGNOSTIC OF TEXAS,LLC		9	2	18%	11
MINUTECLINIC, LLC #1470		10	1	9%	11
UF HEALTH		1	10	91%	11
CREATIVE TESTING SOLUTIONS		4	7	64%	11
TROPICANA		5	6	55%	11
WATSON HEALTHCARE		8	3	27%	11
CVS M08590POCT KANSAS CITY		7	4	36%	11
APPALACHIAN REGIONAL HEALTHCARE SYSTEM		10	1	9%	11
NIGHT LITE PEDIATRICS CENTER		1	10	91%	11
MINUTECLINIC, DIAGNOSTIC OF TEXAS, LL		10	1	9%	11
CVS MINUTE CLINIC DIAG OF IND, LLC #6549		11			11
TELEVISIT PALM BAY FAMILY PRACTICE		9	2	18%	11
UNIVERSITY OF MIAMI MILLER SCHOOL OF MEDICINE			11	100%	11
HIRAM COLLEGE HEALTH CENTER (ABBOTT)		11			11
NORTHEAST PEDIATRICS			11	100%	11
PRIME MEDICAL CARE, LLC		11			11

COVID-19: testing by laboratory

Data through Apr 21, 2021 verified as of Apr 22, 2021 at 09:25 AM

Data in this report are provisional and subject to change.

The numbers in the table below represent the number of Florida and non-Florida residents for whom test results were received by the Department of Health. A person can be tested by more than one laboratory and can have both positive and negative results. **Therefore, the sum of the numbers in each column will be larger than the total number of people tested.**

Reporting lab	Inconclusive	Negative	Positive	Percent positive	Total
STUYVESANT URGENT CARE		11			11
MEDEXPRESS URGENT CARE MONACA		11			11
PHASE2 LABS	2	7	2	18%	11
MEDEXPRESS URGENT CARE - WINCHESTER GATEWAY		9	2	18%	11
MEDEXPRESS URGENT CARE - MAPLE DRIVE		10	1	9%	11
METHODIST HOSPITAL			11	100%	11
JBSA-SAM HOUSTON			11	100%	11
TRIDENT BIOMETRICS		10	1	9%	11
St Joseph's Hospital & Medical Center		10	1	9%	11
PRIMECARE ACQUISITION FAMILY PRACTICE INC		11			11
Crestwood Nursing Center		7	4	36%	11
DMH STEINHATCHEE FAMILY MEDICINE		8	3	27%	11
VIRTUA WEST JERSEY HOSPITAL VOORHEES		9	2	18%	11
CARINGTON MANOR		11			11
ALBION COLLEGE (ABBOTT)		11			11
PASSPORT HEALTH			11	100%	11
CVS SC4286POCT EASLEY		5	6	55%	11
MINUTECLINIC DIAGNOSTIC OF TN, PC 6304		9	2	18%	11
AIM LABORATORIES			11	100%	11
St. Annes Nursing Center, St. Annes Residence, Inc.		11			11
CVS CA9165POCT SAN DIEGO		11			11
NIGHT LITE PEDIATRICS CENTER, LLC		1	10	91%	11
REDMED CLINIC OF ARLINGTON		10	1	9%	11
HEALTH NETWORK LABORATORIES		7	4	36%	11
MINUTECLINIC DIAGNOSTIC OF NEW JERSEY, LLC # 7069		11			11
ALL 4 KIDZ PEDIATRICS		8	3	27%	11
PALM BEACH PATHOLOGY		9	2	18%	11
UNIVERSITY CENTRA CARE		10	1	9%	11
GENOPTIX MEDICAL LABORATORY		10	1	9%	11
MEDICAL CENTER AFFILIATES WEST PALM			11	100%	11
WINTER PARK CARE AND REHABILITATION			11	100%	11
LEE MEMORIAL HEALTH SYSTEM D/B/A		9	2	18%	11
MOLECULAR PATHOLOGY LABORATORY			10	100%	10
BEAUMONT LABORATORY			10	100%	10
ARCHBOLD MEMORIAL HOSPITAL/LAB		3	7	70%	10
MINUTECLINIC MINUTECLINIC #8505		8	2	20%	10
BETTER AT HOME		10			10
ACCESS PHARMACY		10			10
HCR MANORCARE		10			10
STPET		8	2	20%	10
KR AT COLLEGE HARBOR		10			10
PBC PREMIER FAMILY HEALTH			10	100%	10
SUPERIOR RESIDENCES OF CLERMONT		2	8	80%	10
SOUTH FLORIDA ENT ASSOCIATES, INC			10	100%	10
FRESENIUS KIDNEY CARE DUNEDIN			10	100%	10
CITY OF TALLAHASSEE		10			10
PIEDMONT ATHENS REGIONAL MEDICAL		8	2	20%	10

COVID-19: testing by laboratory

Data through Apr 21, 2021 verified as of Apr 22, 2021 at 09:25 AM

Data in this report are provisional and subject to change.

The numbers in the table below represent the number of Florida and non-Florida residents for whom test results were received by the Department of Health. A person can be tested by more than one laboratory and can have both positive and negative results. **Therefore, the sum of the numbers in each column will be larger than the total number of people tested.**

Reporting lab	Inconclusive	Negative	Positive	Percent positive	Total
EMERGENCY MEDICAL CENTER		4	6	60%	10
CBC LAB		3	7	70%	10
BROOKDALE PANAMA CITY		9	1	10%	10
JOHNS HOPKINS ALL CHILDRENS			10	100%	10
CHRISTUS ST VINCENT LABORATORY - ZIA		10			10
ARBORS OF GULF BREEZE, THE		8	2	20%	10
SOMA MEDICAL CENTER PA #4			10	100%	10
CVS TX7162POCT HOUSTON		10			10
NATURE COAST REGIONAL MEDICAL CENTER		1	9	90%	10
SAVANNAH MANOR ASSISTED LIVING COMMUNITY			10	100%	10
CVS CT1123POCT SOUTHBURY		10			10
KAILOS GENETICS INC		8	2	20%	10
FAMILY PRACTICE OF DAVIE INC			10	100%	10
PANCARE HEALTH - VERNON ELEMENTARY			10	100%	10
MC DIAGNOSTIC OF CONNECTICUT, PC #1043		10			10
ANY LAB TEST NOW INC			10	100%	10
WHEELER LABORATORY		9	1	10%	10
MAINSTREET FAMILY CARE			10	100%	10
BENSONHURST URGENT CARE		9	1	10%	10
ILLINOIS DEPARTMENT OF PUBLIC HEALTH		2	8	80%	10
COMMUNITY HEALTH CENTER		2	8	80%	10
DES PLAINES CLINICAL LAB		3	7	70%	10
CVS SC7556POCT WEST COLUMBIA		9	1	10%	10
URGENT CARE CENTER AT PINNACLE		4	6	60%	10
PLYMOUTH HARBOR INCORPORATED		9	1	10%	10
KEY WEST URGENT CARE, INC		3	7	70%	10
MINUTE CLINIC LLC #4017		10			10
CARENOW URGENT CARE - EAST NASHVILLE		8	2	20%	10
BELLE GLADES HEALTH CLINIC			10	100%	10
MINUTE CLINIC DIAG OF IND LLC #8674		10			10
ST JOSEPH'S HOSPITAL NORTH LABORATORY			10	100%	10
NEW HAMPSHIRE DEPARTMENT OF HEALTH AND HUMAN SERVICES		3	7	70%	10
CVS PA6902POCT BRYN MAWR		8	2	20%	10
MINUTE CLINIC, LLC #4650		9	1	10%	10
LAKE BALDWIN CBOC		9	1	10%	10
MEDEXPRESS URGENT CARE - FORT WORTH S		8	2	20%	10
MINUTECLINIC DIAGNOSTIC OF TN PC #5671		6	4	40%	10
HIGH TOWER ALF LLC		9	1	10%	10
CVS NC7051POCT WAKE FOREST		10			10
CHEMISYS LABORATORIES		2	8	80%	10
NASCAR EVENT MANAGEMENT, LLC		10			10
CVS MINUTE CLINIC DIAGNOSTIC MED GRP OF SAN		8	2	20%	10
WALK-IN MEDICAL CARE			10	100%	10
MINUTE-CLINIC DIAGNOSTIC OF VIRGINIA,		9	1	10%	10
CARENOW URGENT CARE-GREEN HILLS		9	1	10%	10
PALM BEACH CDH - DELRAY BEACH			10	100%	10
MINUTECLINIC DIANOSTIC OF VIRGINA, LL		9	1	10%	10

COVID-19: testing by laboratory

Data through Apr 21, 2021 verified as of Apr 22, 2021 at 09:25 AM

Data in this report are provisional and subject to change.

The numbers in the table below represent the number of Florida and non-Florida residents for whom test results were received by the Department of Health. A person can be tested by more than one laboratory and can have both positive and negative results. **Therefore, the sum of the numbers in each column will be larger than the total number of people tested.**

Reporting lab	Inconclusive	Negative	Positive	Percent positive	Total
WILLIAMSBURGH CHAI CARE		9	1	10%	10
QHG OF ENTERPRISE INC (DBA MEDICAL CTR		10			10
AMERICAN HOUSE FORT MYERS		10			10
MEDEXPRESS URGENT CARE PARKERSBURG		8	2	20%	10
MINUTECLINIC DIAG OF IND, LLC #2387		8	2	20%	10
THOMAS JEFFERSON UNIVERSITY HOSPITAL		4	6	60%	10
RPC@HODGES		2	8	80%	10
FLEMING ISLAND CENTER FOR CLINICAL RESEARCH		10			10
LUXOR SCIENTIFIC LLC		1	9	90%	10
ST JOSEPHS HOSP OF ATLANTA/CLINIC LAB		9	1	10%	10
MINUTECLINIC, LLC #4682		5	5	50%	10
TENNESSEE DEPARTMENT OF HEALTH (TDH) - CENTRAL LABORATORY		2	8	80%	10
OKLAHOMA STATE DEPARTMENT OF HEALTH-PUBLIC HEALTH LABORATORY			10	100%	10
MINUTECLINIC #8760		10			10
MEDEX REGIONAL LABORATORIES LLC		1	9	90%	10
CORONA PATHOLOGY		10			10
THE MARY IMOGENE BASSETT HOSPITAL		10			10
MEDEXPRESS URGENT CARE - WASHINGTON		8	2	20%	10
MEDEXPRESS URGENT CARE-KATY		7	3	30%	10
WALGREENS #04176		7	3	30%	10
MINUTECLINIC LLC #5176		7	3	30%	10
MEDICAL LABORATORY DIAGNOSTICS			10	100%	10
KEY TRAINING CENTER			10	100%	10
LAWRENCE TECHNOLOGICAL UNIVERSITY		10			10
NOT INDICATED		1	9	90%	10
CHILDREN'S HEALTHCARE OF ATLANTA/EGLESTON		10			10
MINUTECLINIC DIAGNOSTIC OF NORTH CAROLINA PC #5341		7	3	30%	10
VETERNANS ADMINISTRATION			10	100%	10
RELIANCE MEDICAL CENTER		5	5	50%	10
GILCHRIST COUNTY FIRE DEPARTMENT		4	6	60%	10
MOSOLF PEDIATRICS			10	100%	10
ALABAMA DEPARTMENT OF PUBLIC HEALTH		1	9	90%	10
BETH ISRAEL MEDICAL CENTER LABS		9	1	10%	10
CARENOW URGENT CARE-MT JULIET		8	2	20%	10
WALGREENS #10972	1	9			10
BLOOMIN BRANDS WELLNESS CENTER		9	1	10%	10
NORTON HEALTHCARE			10	100%	10
NORTHSIDE HOSPITAL ATLANTA		4	6	60%	10
ONEIDA HEALTHCARE CENTER		8	2	20%	10
DOMINICAN COLLEGE STUDENT HEALTH CENTE		8	2	20%	10
MINUTECLINIC DIAGNOSTIC OF ILLINOIS		8	2	20%	10
BROWARD HEALTH CARE			10	100%	10
VITALANT		1	9	90%	10
CVS SC7334POCT LEXINGTON		9	1	10%	10
VASCONCELLO COHEN MD PA		9	1	10%	10
MEDEXPRESS URGENT CARE - FAYETTEVILLE		8	2	20%	10
BERRYHILL MANOR		10			10

COVID-19: testing by laboratory

Data through Apr 21, 2021 verified as of Apr 22, 2021 at 09:25 AM

Data in this report are provisional and subject to change.

The numbers in the table below represent the number of Florida and non-Florida residents for whom test results were received by the Department of Health. A person can be tested by more than one laboratory and can have both positive and negative results. **Therefore, the sum of the numbers in each column will be larger than the total number of people tested.**

Reporting lab	Inconclusive	Negative	Positive	Percent positive	Total
IMMUNOGENOMICS LLC		6	4	40%	10
MINUTE CLINIC LLC # 2033		9	1	10%	10
UNIVERSITY MEDICAL CENTER		8	2	20%	10
PRORENATA LABS		2	8	80%	10
ISLAND COAST PEDIATRICS IN-HOUSE LAB		10			10
FLORIDA CLINICAL LAB		1	9	90%	10
ORLANDO MEDICAL CENTER PL		1	9	90%	10
WINKLER COURT		9	1	10%	10
BLOOMINGDALE PEDIATRIC ASSOCIATES PA			10	100%	10
GLADES COUNTY DETENTION CENTER		1	9	90%	10
Avalon Healthcare and Rehabilitation Center			10	100%	10
NEW JERSEY DEPARTMENT OF HEALTH COMMUNICABLE DISEASE SERVICE		3	7	70%	10
CVS TX8351POCT BEAUMONT		9	1	10%	10
VENICE GREEN VILLAGE		3	7	70%	10
MINUTECLINIC DIAGNOSTIC OF OHIO #3407		9	1	10%	10
WINDSOR OF GAINESVILLE		9			9
ST. CLOUD PHARMACY AND WELLNESS CENTER		5	4	44%	9
OMNI			9	100%	9
RIVERVIEW REGIONAL MEDICAL CENTER		7	2	22%	9
MINUTE CLINIC INCORPORTE		9			9
CVS NJ617POCT CEDAR GROVE		8	1	11%	9
IU HEALTH PATHOLOGY		1	8	89%	9
CIMA MEDICAL CENTER		8	1	11%	9
ACCESS CARE MEDICAL GROUP LLC		2	7	78%	9
TRANSPLANT GENOMICS INC (EUROFINS)		9			9
MEDEXPRESS URGENT CARE, JOHNSTOWN		8	1	11%	9
DOH-TAMPA BRANCH LABORATORY (MLK BLVD)		4	5	56%	9
MEDEXPRESS ELKINS		9			9
PALM BAY URGENT CARE PL		1	8	89%	9
MANATEE COUNTY CENTRAL JAIL		9			9
UHEALTH UNIVERSITY OF MIAMI			9	100%	9
SYNEXUS CLINICAL RESEARCH US INC		2	7	78%	9
CARESOUTH HHA HOLDINGS OF THE BAY AREA LLC		9			9
UCARE			9	100%	9
CHAPTERS HEALTH HOSPICE		9			9
CVS TX10016POCT PRINCETON		9			9
WATERFORD AT CREEKSIDE, THE			9	100%	9
MINUTECLINIC DIAGNOSTIC MED GRP OF CA		8	1	11%	9
ALLIANCE HEALTH AND REHABILITATION CENTER		9			9
MINUTE CLINIC LLC #1448		8	1	11%	9
CITYMD		1	8	89%	9
WINDSOR OF SAN PABLO, THE		6	3	33%	9
CVS MINUTE CLINIC DIAGNOSTIC OF KANSAS, PA		9			9
ROSECASTLE			9	100%	9
GCPM MANUAL MICROBIOLOGY		1	8	89%	9
COMPASS PROVIDENCE URGENT CARE LLLP			9	100%	9
Sunset Lake Health and Rehabilitation Center		8	1	11%	9

COVID-19: testing by laboratory

Data through Apr 21, 2021 verified as of Apr 22, 2021 at 09:25 AM

Data in this report are provisional and subject to change.

The numbers in the table below represent the number of Florida and non-Florida residents for whom test results were received by the Department of Health. A person can be tested by more than one laboratory and can have both positive and negative results. **Therefore, the sum of the numbers in each column will be larger than the total number of people tested.**

Reporting lab	Inconclusive	Negative	Positive	Percent positive	Total
MEDICANA NURSING AND REHAB CENTER			9	100%	9
MIDMICHIGAN MEDICAL CENTER			9	100%	9
MINUTE CLINIC LLC #0169		7	2	22%	9
NORTHSIDE HOSPITAL		2	7	78%	9
PENSACOLA CLUSTER			9	100%	9
CORE OCCUPATIONAL RESOURCES, LLC		5	4	44%	9
NORTHSHORE UNIVERSITY HEALTHSYSTEM EVANSTON HOSPITAL LAB			9	100%	9
SELECT PHYSICIANS ALLIANCE		9			9
REMISE OCCUPATIONAL HEALTH SOLUTIONS INC			9	100%	9
INSPIRED LIVING AT PALM BAY		7	2	22%	9
LOREY ALF		9			9
JOHN T MATHER MEMORIAL HOSPITAL LABORATORY		8	1	11%	9
HEALTH AND WELLNESS CENTER		1	8	89%	9
MORTON PLANT HOSPITAL - ADLER INSTITUTE OF LAB MEDICINE			9	100%	9
CVS RI1717POCT 1 CVS DR			9	100%	9
MOBILE RESPONSE DIAGNOSTICS LLC		8	1	11%	9
LEE COMMUNITY HEALTHCARE INC DUNBAR		7	2	22%	9
WESTCHESTER GENERAL HOSPITAL BLOOD GAS LAB			9	100%	9
BUENA VIDA ESTATES			9	100%	9
EXPRESS TEST			9	100%	9
MINUTECLINIC #2860		6	3	33%	9
NHC HealthCare Anniston		9			9
NORTHWEST FLORIDA COMMUNITY HOSPITAL LABORATORY		8	1	11%	9
NEMOURS CHILDREN'S PRIMARY CARE VERO BEACH			9	100%	9
CAYUGA COUNTY HEALTH DEPARTMENT		8	1	11%	9
ST VINCENT'S CHILTON		7	2	22%	9
CVS MD2956POCT NEW MARKET		8	1	11%	9
CHILDREN'S HEALTH CENTER INC.		7	2	22%	9
WINTER PARK INTERNAL MEDICINE MD PA		7	2	22%	9
SUNCREST OMNI		9			9
MEDEXPRESS URGENT CARE - SWANSEA, N ILLINOIS ST		8	1	11%	9
ENCOMPASS HOME HEALTH OF THE SOUTHEAST LLC		9			9
PUTNAM FAMILY CARE INC		3	6	67%	9
MINUTECLINIC, LLC, DBA MINUTECLINIC #4		9			9
MEDEXPRESS URGENT CARE - RICHMOND, NINE MILE RD		8	1	11%	9
CVS PHARMACY NO 274		9			9
VETERANS AFFAIRS MEDICAL CENTER - OUTPATIENT			9	100%	9
CIAN DIAGNOSTICS			9	100%	9
SOMA MEDICAL CENTER MD PA #7 PEDIATRICS			9	100%	9
BRENNITY AT VERO BEACH, THE			9	100%	9
OUR HOME AT BEACON HILL			9	100%	9
DIAMOND SPEEDWAY DIALYSIS		1	8	89%	9
ACM MEDICAL LABORATORY ALLIANCE		7	2	22%	9
BEAUMONT EMERGENCY CENTER			9	100%	9
CVS MA594POCT FALMOUTH		8	1	11%	9
MEDEXPRESS URGENT CARE - BATTLE CREEK		6	3	33%	9
NITIN BAWA PROFESSIONAL ASSOCIATES			9	100%	9

COVID-19: testing by laboratory

Data through Apr 21, 2021 verified as of Apr 22, 2021 at 09:25 AM

Data in this report are provisional and subject to change.

The numbers in the table below represent the number of Florida and non-Florida residents for whom test results were received by the Department of Health. A person can be tested by more than one laboratory and can have both positive and negative results. **Therefore, the sum of the numbers in each column will be larger than the total number of people tested.**

Reporting lab	Inconclusive	Negative	Positive	Percent positive	Total
PALMS WEST HOSPITAL			9	100%	9
HARMONIOUS HOME HEALTH, LLC		9			9
WADSWORTH CENTER - DAVID AXELROD INSTITUTE		8	1	11%	9
ORLANDO HEALTH PHYSICIAN GROUP INC		6	3	33%	9
ROSEMONT GARDENS INC		9			9
PATEL MEDICAL VENTURES		8	1	11%	9
URGENT CARE OF LONGWOOD		1	8	89%	9
BAYFRONT HEALTH ST PETERSBURG		8	1	11%	9
MARINA ISLE ASSISTED LIVING		9			9
TOXUSALABS DBA CONNECTDX LABS		7	2	22%	9
VILLAGE PLACE HEALTH AND REHAB		9			9
WALGREENS #06416		9			9
PRECISION GENETICS			9	100%	9
COLLIER BLVD HMA PHYSICIAN MANAGEMENT,, LLC			9	100%	9
MIAMI COMPREHENSIVE MEDICINE GROUP PA		4	5	56%	9
MAGNOLIA MANOR			9	100%	9
KINDRED_AIMS		9			9
RANDOLPH DIABETES AND WELLNESS		8	1	11%	9
FLORIDA CENTER FOR DERMATOLOGY LABORATORY			9	100%	9
MINUTECLINIC, LLC #09202		7	2	22%	9
MINUTE CLINIC LLC #10203		7	2	22%	9
ETHOS LABORATORIES		7	2	22%	9
PEDIATRIC HEALTH CARE ALLIANCE			9	100%	9
CVS CT1109POCT BETHEL		9			9
DIXITKUMAR N MODI MD PA			9	100%	9
Consulate Health Care of Brandon		7	2	22%	9
FLORIDA HOSPITAL WINTER PARK		7	2	22%	9
ELLIS HOSPITAL LABORATORY		8	1	11%	9
CVS PA233POCT NEWTOWN SQUARE		9			9
CVS GA3766POCT DACULA		7	2	22%	9
FLORIDA MENTOR		7	2	22%	9
CVS DC1340POCT WASHINGTON		9			9
MINUTECLINIC DIAGNOSTIC OF TN PC #242		6	3	33%	9
COMMUNITY CARE CENTER□		9			9
GOLDMAN SACHS HEALTH CENTER	1	8			9
DIAGNOSTIC CLINIC		7	1	13%	8
FLORIDA HEART AND VASCULAR MULTISPECIALTY GROUP		8			8
DEPT OF VA MEDICAL CENTER - RICHMOND		7	1	13%	8
PUTNAM COUNTY EMERGENCY RESCUE SERVICE		5	3	38%	8
MEDEXPRESS URGENT CARE - MIDLOTHIAN		7	1	13%	8
ALLEGRO - TAMPA	1	4	3	38%	8
SCOTTS PHARMACY		7	1	13%	8
CIGNA ONSITE HEALTH LLC		2	6	75%	8
MINUTECLINIC MINUTECLINIC #4977		4	4	50%	8
FHMG_FM AND IM AVALON PARK		2	6	75%	8
JUPITER CLINIC			8	100%	8
BAYSIDE URGENT CARE CENTER INC			8	100%	8

COVID-19: testing by laboratory

Data through Apr 21, 2021 verified as of Apr 22, 2021 at 09:25 AM

Data in this report are provisional and subject to change.

The numbers in the table below represent the number of Florida and non-Florida residents for whom test results were received by the Department of Health. A person can be tested by more than one laboratory and can have both positive and negative results. **Therefore, the sum of the numbers in each column will be larger than the total number of people tested.**

Reporting lab	Inconclusive	Negative	Positive	Percent positive	Total
BREVARD FAMILY WALK IN CLINIC			8	100%	8
ORMOND BEACH CENTRA CARE			8	100%	8
MINUTE CLINIC DIAGNOSTIC OF VIRGINIA, LLC #1905		8			8
PHYSICIANS FOR CHILDREN			8	100%	8
CVS SC2736POCT MURRELLS INLET		6	2	25%	8
JACKSON CLINIC PA,THE		4	4	50%	8
ALLINA HEALTH - ABBOTT NORTHWESTERN HOSPITAL		5	3	38%	8
INTERNAL MEDICINE ASSOCIATES OF JACKSON HOSPITAL			8	100%	8
ST. JOSEPH HOSPITAL AND HEALTH CARE INC.			8	100%	8
MONTEFIORE MEDICAL CENTER LABORATORIES - NORTH		8			8
MEDEXPRESS URGENT CARE, BUTLER		5	3	38%	8
WELLIGENT		1	7	88%	8
MED & CO INVESTMENT LLC		7	1	13%	8
WEST DADE PEDIATRICS			8	100%	8
LIFE CARE CITRUS COUNTY			8	100%	8
CHIEFLAND MEDICAL CENTER LLC			8	100%	8
MINUTE CLINIC #8979		7	1	13%	8
CVS NC7057POCT SHELBY		6	2	25%	8
ALACHUA COUNTY HEALTH DEPARTMENT		1	7	88%	8
MINUTECLINIC DIAGNOSTIC OF VIRGINIA, LLC #1656		8			8
MINUTECLINIC DIAGNOSTIC OF NORTH CAROLINA PC #7054		5	3	38%	8
MEDEXPRESS URGENT CARE - CULPEPER		8			8
GLEN FALLS HOSPITAL DEPARTMENT OF PATHOLOGY		7	1	13%	8
The Grand at Rome Nursing and Rehabilitation		8			8
SURGOINSVILLE PHARMACY		8			8
PAUL GRECO MD CONCIERGE MEDICAL SERVICES PL		8			8
GENE STREET LABORATORIES, LLC		6	2	25%	8
ALBANY MEDICAL CENTER		7	1	13%	8
LAKE PEDIATRICS			8	100%	8
CVS OH3476POCT TIPP CITY		7	1	13%	8
LOVELACE MEDICAL CENTER		8			8
CVS MD4371POCT OCEAN CITY		8			8
CLAY PRIMARY & FAMILY CARE LLC			8	100%	8
DOH JACKSONVILLE CENTRAL LABORATORY		3	5	63%	8
LAB UNKNOWN		6	2	25%	8
FOUNTAINVIEW BY FIVE STAR QUALITY CARE		7	1	13%	8
MEDEXPRESS URGENT CARE-PETERS TWP		7	1	13%	8
CVS PA2582POCT SPRINGFIELD		6	2	25%	8
MONROE URGENT CARE		7	1	13%	8
MINUTECLINIC DIAGNOSTIC OF SC, LLC #7		6	2	25%	8
VENICE REGIONAL MEDICAL CENTER			8	100%	8
FHPG_EXP CARE W HILLSBOROUGH			8	100%	8
CVS OH2543POCT CANFIELD		5	3	38%	8
CARE ATC - CITY OF BOYNTON BEACH	1	2	5	63%	8
CAREPOINT CLINIC		5	3	38%	8
BIRMINGHAM VAMC		4	4	50%	8
GOLISANO CHILDREN'S HOSPITAL OF SOUTHWEST FLORIDA		6	2	25%	8

COVID-19: testing by laboratory

Data through Apr 21, 2021 verified as of Apr 22, 2021 at 09:25 AM

Data in this report are provisional and subject to change.

The numbers in the table below represent the number of Florida and non-Florida residents for whom test results were received by the Department of Health. A person can be tested by more than one laboratory and can have both positive and negative results. **Therefore, the sum of the numbers in each column will be larger than the total number of people tested.**

Reporting lab	Inconclusive	Negative	Positive	Percent positive	Total
DOCTOR'S IN-HOUSE LAB/COMMUNITY HEALTH CENTERS OF PINELLAS – CLEARWATE			8	100%	8
GENEUS DIAGNOSTICS			8	100%	8
CVS NJ836POCT RUNNEMEDE		8			8
SYLVESTER AT PLANTATION LABORATORY		7	1	13%	8
PACIFICA SUNRISE☐			8	100%	8
CVS PA1074POCT KENNETT SQUARE		7	1	13%	8
NOVADX		2	6	75%	8
BAPTIST OUTPATIENT			8	100%	8
DORAL URGENT CARE			8	100%	8
HEALTHMARK REGIONAL HOSPITAL LAB		4	4	50%	8
MINUTECLINIC DIAGNOSTIC OF NEVADA #87		4	4	50%	8
PARTNERS PHARMACY OF FLORIDA LLC		8			8
MEDEXPRESS URGENT CARE - CLARKSBURG		7	1	13%	8
THE WOLFF CENTER FOR CHILD & ADOLESCENT HEALTH			8	100%	8
CULVER-STOCKTON COLLEGE		7	1	13%	8
ADVANCED RESEARCH FOR HEALTH IMPROVEMENT		6	2	25%	8
MINUTECLINIC DIAGNOSTIC OF OHIO #4401		8			8
CVS MD1881POCT DUNKIRK		8			8
CVS PA4077POCT BELLE VERNON		8			8
MINUTECLINIC, LLC #03268		7	1	13%	8
CVS NC3803POCT MOORESVILLE		7	1	13%	8
WHITE SANDS OUTPATIENT SERVICES (WSOP SERVICES LLC		8			8
OSWEGO HOSPITAL LABORATORY		7	1	13%	8
MAGNOLIA PEDIATRICS GROUP LLC			8	100%	8
TRUE HEALTH		5	3	38%	8
CVS GA2147POCT KENNESAW		6	2	25%	8
URGENT TEAM - HUNTSVILLE		6	2	25%	8
CVS NC5591POCT STATESVILLE		7	1	13%	8
HOLY NAME MEDICAL CENTER	1	6	1	13%	8
CVS TX7827POCT ROUND ROCK		8			8
CHIEFLAND MEDICAL CENTER		1	7	88%	8
VAIL VALLEY MEDICAL CENTER			8	100%	8
NORTHDALE REHABILITATION CENTER			8	100%	8
CVS SC2250POCT COLUMBIA		8			8
APEX HOME HEALTH CARE		7	1	13%	8
ALL CHILDREN'S HOSPITAL		1	7	88%	8
PALM BEACH COUNTY HEALTH DEPARTMENT LABORATORY			8	100%	8
CAPRONA GROUP HOME		2	6	75%	8
SUPREME LABORATORY			8	100%	8
BIOTECH PHARMACEUTICAL GROUP LLC			8	100%	8
CVS GA2841POCT LAWRENCEVILLE		8			8
ST CHARLES HOSPITAL LABORATORY		8			8
HEWLETT URGENT CARE, PLLC		8			8
UNIVERSITY OF WASHINGTON MEDICAL CENTER			8	100%	8
CVS MINUTE CLINIC DIAGNOSTIC OF NEW JERSEY		8			8
MEDEXPRESS - WILMINGTON CONCORD PIKE		7	1	13%	8
MINUTECLINIC #788		7	1	13%	8

COVID-19: testing by laboratory

Data through Apr 21, 2021 verified as of Apr 22, 2021 at 09:25 AM

Data in this report are provisional and subject to change.

The numbers in the table below represent the number of Florida and non-Florida residents for whom test results were received by the Department of Health. A person can be tested by more than one laboratory and can have both positive and negative results. **Therefore, the sum of the numbers in each column will be larger than the total number of people tested.**

Reporting lab	Inconclusive	Negative	Positive	Percent positive	Total
LEMOYNE COLLEGE WELLNESS CENTER FOR		8			8
MINUTECLINIC LLC # 3401		8			8
Nashville Central Laboratory		8			8
SLOPESIDE LABS AND TESTING, LLC - THE HIDEOUT AT BUTTERMILK MOUNTAIN		8			8
FHPG_EXP CARE PALM HARBOR			8	100%	8
CVS HEALTH, #1994		6	2	25%	8
SOUTHEASTERN PEDIATRIC ASSOCIATES			8	100%	8
COMPASSION PEDIATRIC URGENT CARE LLC		2	6	75%	8
NEOGENOMICS LABORATORIES, INC		8			8
DEPARTMENT OF HEALTH- CITRUS COUNTY		1	7	88%	8
VERMONT DEPARTMENT OF HEALTH		1	7	88%	8
SARAH LAWRENCE COLLEGE HEALTH SERVICES		8			8
CVS TN7289POCT SIGNAL MOUNTAIN		8			8
X-GENE MOLECULAR LABS		1	7	88%	8
HEALTHY MINORS PEDIATRIC URGENT CARE		7	1	13%	8
MINUTECLINIC DIAGNOSTIC OF OHIO #7790		6	2	25%	8
PRIMARY CARE SPECIALISTS OF ORLANDO		8			8
CVS OH3301POCT WOODMERE		8			8
DOCTOR'S IN HOUSE LAB			8	100%	8
JX REF LAB			8	100%	8
LAKE CONWAY URGENT CARE LLC		2	6	75%	8
MEDEXPRESS URGENT CARE - YORK		5	3	38%	8
EXECUTIVE MEDICAL SERVICES		8			8
EP LTC PHARMACY		6	2	25%	8
HARBORCHASE OF DR PHILLIPS		7	1	13%	8
MID-HUDSON VALLEY DIVISION OF WESTCHESTER MEDICAL		8			8
NORTHEAST ALABAMA REGIONAL MEDICAL CENTER		5	3	38%	8
BEECHTREE MOLECULAR LAB LLC			8	100%	8
NORTHSIDE GWINNETT HOSPITAL		7	1	13%	8
HEALTHPARK MEDICAL CTR NURSING SVC		8			8
CLEARWATER PEDIATRIC CARE		1	7	88%	8
DOTHAN PEDIATRIC CLINIC			8	100%	8
MINUTE-CLINIC DIAGNOSTIC OF VIRGINIA, LLC #794		7	1	13%	8
CVS NC3319POCT CHARLOTTE		6	2	25%	8
LONG ISLAND JEWISH FOREST HILLS HOSPITAL		8			8
ROBERT WOOD JOHNSON HOSPITAL		7	1	13%	8
MINUTE CLINIC DIAGNOSTIC OF MICHIGAN PC		8			8
DR. PHILLIPS MEDICAL WELLNESS CENTER		4	4	50%	8
MODMD LABORATORY		8			8
MEDEXPRESS URGENT CARE-PASADENA		8			8
CONSULATE HEALTH CARE		7	1	13%	8
CVS NC7213POCT MATTHEWS		6	2	25%	8
MEDEXPRESS URGENT CARE - TARENTUM		6	2	25%	8
HUNTINGTON VILLAGE URGENT CARE		8			8
BLOOMING GARDENS OF CARE INC		8			8
ST CLOUD PHYSICIAN MANAGMENT LLC		7	1	13%	8
GO PATH LABORATORIES			8	100%	8

COVID-19: testing by laboratory

Data through Apr 21, 2021 verified as of Apr 22, 2021 at 09:25 AM

Data in this report are provisional and subject to change.

The numbers in the table below represent the number of Florida and non-Florida residents for whom test results were received by the Department of Health. A person can be tested by more than one laboratory and can have both positive and negative results. **Therefore, the sum of the numbers in each column will be larger than the total number of people tested.**

Reporting lab	Inconclusive	Negative	Positive	Percent positive	Total
Florida Clinical Laboratory		1	7	88%	8
CVS M08556POCT KANSAS CITY		7	1	13%	8
ORLANDO FAMILY PHYSICIANS			8	100%	8
COMPREHENSIVE CLINICAL RESEARCH, LLC			8	100%	8
CVS IN3975POCT JEFFERSONVILLE		5	3	38%	8
INTERNAL MEDICINE AND AESTHETICS OF NAPLES LLC		8			8
SEA LEVEL LABS			8	100%	8
INTERVENTIONAL REHABILITATION OF SOUTH FLORIDA			8	100%	8
MEDEXPRESS URGENT CARE MORGANTOWN		8			8
MEDEXPRESS URGENT CARE - MT LEBANON		5	3	38%	8
FHCP-ORANGE CITY			8	100%	8
NASSAU UNIVERSITY MEDICAL CENTER DEPT		7	1	13%	8
SEACOAST PATHOLOGY PROFESSIONAL ASSOC		8			8
MEDERI CARETENDERS VS OF SE FL LLC DBA		7	1	13%	8
PBC FOUND CARE INC			8	100%	8
ATLANTIC CONSOLIDATED LABORATORY		8			8
ALL CHILDREN'S HOSPITAL DEPT OF GENERAL PEDIATRICS			8	100%	8
BARTON PARKER OD PC		8			8
MINUTECLINIC, LLC #05038		8			8
NORTH PINELLAS CHILDRENS MEDICAL CENTER INC			8	100%	8
EMBRY-RIDDLE AERONAUTICAL UNIVERSITY HEALTH			7	100%	7
Baptist Village Retirement Communities		7			7
MEDEXPRESS URGENT CARE-DUBOIS		7			7
CVS OH3458POCT BEAVERCREEK		7			7
WATAUGA MEDICAL CENTER		4	3	43%	7
EAST GEORGIA REGIONAL MEDICAL CENTER		6	1	14%	7
NOVANT HEALTH INPATIENT CARE		2	5	71%	7
LAWTON CHILES HEALTH CENTER		1	6	86%	7
TERENCE B MITCHELL MD, INC		3	4	57%	7
PANCARE HEALTH - KATE SMITH ELEMENTARY		1	6	86%	7
KEYSTONE PLACE AT NAPLES PRESERVE		4	3	43%	7
QUE		4	3	43%	7
VICTORIAN MANOR		2	5	71%	7
CVS MA6505POCT NEWTON		7			7
MINUTE CLINIC, LLC #1434		6	1	14%	7
Heartland Healthcare Center Boca Raton		2	5	71%	7
PEDIATRICS OF CENTRAL FLORIDA		5	2	29%	7
STATEN ISLAND CHAI CARE		6	1	14%	7
MC DIAGNOSTIC OF CONNECTICUT, PC #114		7			7
Robert Wood Johnson University Hospital		5	2	29%	7
MEDEXPRESS URGENT CARE - GLENDALE		7			7
FLORIDA DIGESTIVE AND LIVER SPECIALIST		7			7
FLORIDA PREMIER MEDICAL CARE PA			7	100%	7
CVS OH6123POCT CINCINNATI		5	2	29%	7
PEDIATRICS URGENT CARE, LLC			7	100%	7
Lenox on the Lake			7	100%	7
FLORIDA CANCER SPECIALISTS & RESEARCH INSTITUTE		6	1	14%	7

COVID-19: testing by laboratory

Data through Apr 21, 2021 verified as of Apr 22, 2021 at 09:25 AM

Data in this report are provisional and subject to change.

The numbers in the table below represent the number of Florida and non-Florida residents for whom test results were received by the Department of Health. A person can be tested by more than one laboratory and can have both positive and negative results. **Therefore, the sum of the numbers in each column will be larger than the total number of people tested.**

Reporting lab	Inconclusive	Negative	Positive	Percent positive	Total
CRESTWOOD MEDICAL CENTER		5	2	29%	7
BALTIMORE CITY HEALTH DEPT COMMUNICABLE DISEASES AND EPIDEMIOLOGY			7	100%	7
MAINE DEPARTMENT OF HEALTH AND HUMAN SERVICES			7	100%	7
FLORIDA HOSPITAL APOPKA		6	1	14%	7
OHIO DEPARTMENT OF HEALTH			7	100%	7
MEDEXPRESS URGENT CARE - HOT SPRINGS		7			7
NORTH FLORIDA MEDICAL CENTERS INC		1	6	86%	7
OPTUM PRIMARY CARE - FOUNTAIN OAKS		3	4	57%	7
GEISINGER MEDICAL CENTER		2	5	71%	7
GALLUP INDIAN MEDICAL CENTER		7			7
MEDEXPRESS URGENT CARE - STAUNTON		3	4	57%	7
EL PARAISO HOME INC		7			7
CVS NC2313POCT RALEIGH		6	1	14%	7
CVS NV9841POCT RENO		4	3	43%	7
PROVIDENCE LABORATORY SERVICES		7			7
DALLAS COUNTY HEALTH AND HUMAN SERVICES			7	100%	7
MINUTECLINIC DIAGNOSTIC OF SC, LLC #4		7			7
ST CHARLES BEND LABORATORY		6	1	14%	7
NEMOURS CHILDREN'S HOSPITAL			7	100%	7
LIZS ADULT CARE		7			7
MEDEXPRESS URGENT CARE - WILLIAMSPORT		6	1	14%	7
FLORIDA SCHOOL FOR THE DEAF AND THE BLIND			7	100%	7
MEDEXPRESS URGENT CARE - BLUEFIELD		6	1	14%	7
KENDALL REGIONAL MEDICAL CNTR			7	100%	7
SARASOTA PERSONAL MEDICINE		5	2	29%	7
CVS GA7064POCT STOCKBRIDGE		7			7
WEXFORD HEALTH SOURCES INC		7			7
CVS NY549POCT RIDGEWOOD		4	3	43%	7
MINUTECLINIC DIAG OF IND LLC #6998		6	1	14%	7
Ocoee Health Care Center		7			7
GREENVILLE MEMORIAL HOSPITAL LAB			7	100%	7
CVS MINUTE CLINIC DIAG OF IND LLC #5206		6	1	14%	7
FAMILY MEDICINE MEDICAL DRIVE		7			7
IXI WELLNESS DALLAS, LLC		7			7
GENTRY PARK ORLANDO ASSISTED LIVING		6	1	14%	7
PERSONAL PHYSICIAN CARE PA			7	100%	7
GRACE WELLNESS CENTER LLC		6	1	14%	7
MINUTECLINIC DIAGNOSTIC OF KANSAS PA		7			7
WILDLIGHT LAB			7	100%	7
MINUTECLINIC DIAGNOSTIC OF RHODE ISLAN		7			7
NORTHERN DUTCHESS HOSPITAL LABORATORY		5	2	29%	7
GULF COAST PEDIATRICS OF SARASOTA PA		1	6	86%	7
IRL MARKET LAB			7	100%	7
COMMUNITY MEDICAL AND DENTAL CARE INC		7			7
LPG PRIMARY CARE AT LABELLE		6	1	14%	7
PENINSULA CARE AND REHABILITATION CENTER			7	100%	7
OWL NOW URGENT CARE			7	100%	7

COVID-19: testing by laboratory

Data through Apr 21, 2021 verified as of Apr 22, 2021 at 09:25 AM

Data in this report are provisional and subject to change.

The numbers in the table below represent the number of Florida and non-Florida residents for whom test results were received by the Department of Health. A person can be tested by more than one laboratory and can have both positive and negative results. **Therefore, the sum of the numbers in each column will be larger than the total number of people tested.**

Reporting lab	Inconclusive	Negative	Positive	Percent positive	Total
JUPITER ISLAND PUBLIC SAFETY		5	2	29%	7
CARESOUTH HHA HOLDINGS OF TALLAHASSEE LLC		7			7
TREASURE COAST INFECTIOUS DISEASE CONSULTANTS		4	3	43%	7
MEDEXPRESS URGENT CARE-MUNCIE		7			7
MOULTRIE CREEK NURSING AND REHAB			7	100%	7
FLORIDA HOSPITAL KISSIMMEE		4	3	43%	7
HEARTLAND PEDIATRICS OF LAKE PLACID			7	100%	7
LONGWOOD FAMILY MEDICINE		1	6	86%	7
MINUTECLINIC DIAG OF IND LLC #1138		6	1	14%	7
MINUTE CLINIC DIAGNOSTIC OF PENNSYLVANIA		7			7
CVS GA2236POCT WOODSTOCK		7			7
BROOKDALE LAKE ORIENTA			7	100%	7
DOCTOR'S IN-HOUSE LAB/COMMUNITY HEALTH CENTERS OF PINELLAS -PINELLAS P			7	100%	7
OCALA REGIONAL KIDNEY CENTER EAST		2	5	71%	7
CARENOW URGENT CARE-MADISON		7			7
CARENOW URGENT CARE-SOUTHLAKE			7	100%	7
PENN MEDICINE PRINCETON MEDICAL CENTER		6	1	14%	7
MEDEXPRESS URGENT CARE - STATE COLLEGE		5	2	29%	7
WYOMING COUNTY COMMUNITY HOSPITAL LABORATORY		7			7
Highland Pines Health and Rehab		7			7
DOTHAN WEST FAMILY MEDICINE		5	2	29%	7
DASCENA LABORATORY			7	100%	7
LYNMOORE,THE		7			7
MEDEXPRESS URGENT CARE - HOLLINS		7			7
LOUISIANA DEPT OF HEALTH			7	100%	7
CVS TX7288POCT DALLAS		6	1	14%	7
FRESENIUS KIDNEY CARE FORT WALTON BEACH			7	100%	7
MY WELLNESS EXPRESS			7	100%	7
LEE COUNTY HEALTH DEPARTMENT		4	3	43%	7
MAXHEALTH		5	2	29%	7
BRADENTON PHYSICIANS MEDICAL CENTER			7	100%	7
AHMG LAKE NONA PRIMARY CARE		7			7
HEALTH CARE LABORATORY SERVICES		1	6	86%	7
PURECARE PHARMACY		6	1	14%	7
MINUTE CLINIC DIAGNOSTIC OF VIRGINIA, LLC #7543		7			7
Thermopolis Rehabilitation Wellness		7			7
ST. LUCIE COUNTY HEALTH DEPARTMENT		5	2	29%	7
DOCTORS CLINICAL LABORATORY, INC		5	2	29%	7
TRUE HEALTH DIAGNOSTICS		1	6	86%	7
KANSAS DEPARTMENT OF HEALTH		2	5	71%	7
LISTENING DOCTOR PLLC, THE		1	6	86%	7
DELAWARE DEPARTMENT OF HEATH		6	1	14%	7
MINUTECLINIC DIAGNOSTIC OF OHIO #2964		7			7
CVS OH3080POCT HUBER HEIGHTS		6	1	14%	7
MEDEXPRESS URGENT CARE PORT HURON		6	1	14%	7
FIRST PHYSICIANS GROUP - LORRAINE CORNERS		7			7
BROWNE MEDICAL LLC		5	2	29%	7

COVID-19: testing by laboratory

Data through Apr 21, 2021 verified as of Apr 22, 2021 at 09:25 AM

Data in this report are provisional and subject to change.

The numbers in the table below represent the number of Florida and non-Florida residents for whom test results were received by the Department of Health. A person can be tested by more than one laboratory and can have both positive and negative results. **Therefore, the sum of the numbers in each column will be larger than the total number of people tested.**

Reporting lab	Inconclusive	Negative	Positive	Percent positive	Total
Rutgers Health Rwj University Hospital - Laboratory		4	3	43%	7
PALM GARDEN OF SUN CITY			7	100%	7
TESTD			7	100%	7
LEPE'S HOUSE			7	100%	7
SUPERIOR RESIDENCES AT CALA HILLS		7			7
HENDRY/GLADES COUNTY HEALTH DEPARTMENT		6	1	14%	7
MINUTECLINIC DIAG OF IND LLC #8651		6	1	14%	7
MINUTECLINIC, LLC #1452		7			7
CVS PA813POCT RICHBORO		7			7
EMORY JOHNS CREEK HOSPITAL		7			7
SOUTH COM HEALTH CLINIC, DEPT. OF THE ARMY		7			7
MEDEXPRESS URGENT CARE-NESHANNOCK TWP		6	1	14%	7
CUMBERLAND HEIGHTS		7			7
GAINESVILLE PEDIATRIC ASSOCIATES		1	6	86%	7
PANCARE HEALTH - HOSFORD SCHOOL			7	100%	7
EAST SIDE CLINICAL LABORATORY		5	2	29%	7
MINUTE CLINIC LLC #1909		7			7
LEVY COUNTY SHERRIF'S DEPT			7	100%	7
HELIX MEDICAL CENTERS		1	6	86%	7
ECLRS		2	5	71%	7
TERRACINA LLC		1	6	86%	7
HERNANDO PASCO HOSPICE INC		6	1	14%	7
YAZJI PEDIATRIC CARE LLC DBA TUKA PEDIATRICS			7	100%	7
COMPLETE FAMILY CARE, LLC/UNIVERSITY OF SAINT MARY		7			7
OCALA FAMILY MEDICAL CENTER		7			7
NYU WINTHROP HOSPITAL PATHOLOGY		7			7
SKR MEDICAL ADVISORS		7			7
WOMENS CARE FLORIDA LLC		5	2	29%	7
SCHOOL OF PHARMACY AND PHARMACEUTICAL		7			7
RIVER OAKS TREATMENT CENTER			7	100%	7
GRACE REHABILITATION CENTER OF VERO BEACH		4	3	43%	7
PM PEDIATRICS OF BAYSIDE PLLC		7			7
MINUTECLINIC DIAG OF IND, LLC #6648		5	2	29%	7
NU WAVE MEDICAL CENTER			7	100%	7
ADVENT HEALTH APOPKA		3	4	57%	7
CVS NM8918POCT ALBUQUERQUE		7			7
ADVENTHEALTH MEDICAL GROUP INTERNAL MEDICINE AT		2	5	71%	7
IAN C BOYKIN MD		4	3	43%	7
WELLSTAR WEST GEORGIA MEDICAL CENTER		7			7
LAKE CITY CORRECTIONAL FACILITY			7	100%	7
MINUTECLINIC, LLC #1796		6	1	14%	7
CVS MA1022POCT CAMBRIDGE		7			7
CVS PHARMACY #8800		5	2	29%	7
DIAGNOSTIC & MEDICAL SPECIALISTS OF GREENWICH		5	2	29%	7
MINUTECLINIC, LLC #03965		7			7
COMPASSION PEDIATRICS		3	4	57%	7
MANATEE PEDIATRICS			7	100%	7

COVID-19: testing by laboratory

Data through Apr 21, 2021 verified as of Apr 22, 2021 at 09:25 AM

Data in this report are provisional and subject to change.

The numbers in the table below represent the number of Florida and non-Florida residents for whom test results were received by the Department of Health. A person can be tested by more than one laboratory and can have both positive and negative results. **Therefore, the sum of the numbers in each column will be larger than the total number of people tested.**

Reporting lab	Inconclusive	Negative	Positive	Percent positive	Total
CVS CA9721POCT ARCADIA		7			7
CVS TX4397POCT CYPRESS		7			7
MINUTECLINIC DIAGNOSTIC OF OHIO #6147		6	1	14%	7
CVS TN4624POCT KNOXVILLE		6	1	14%	7
SOUTHEAST GEORGIA HEALTH SYSTEM, INC D		7			7
MIAMI BEACH COMMUNITY HEALTH CENTER INC			7	100%	7
CVS IL8747POCT CHICAGO		7			7
ABBHEY MANOR RETIREMENT RESIDENCE INC		7			7
AVON PARK PEDIATRICS			7	100%	7
EASTERN FLORIDA STATE COLLEGE – PALM BAY CAMPUS□			7	100%	7
EXPICARE NURSING AGENCY, INC		5	2	29%	7
NELSON BIOLOGICAL			7	100%	7
ENTRUST IMMEDIATE CARE			7	100%	7
Parkside Villa		7			7
HOLY GARDEN ALF, INC.		7			7
DANIEL M LIBBY MD PLLC		7			7
MINUTECLINIC DIAGNOSTIC OF TN PC #442		4	2	33%	6
FLORIDA DEPARTMENT OF HEALTH IN SARASOTA COUNTY		5	1	17%	6
TIMBER CREEK PEDIATRICS		6			6
ELITE MEDICAL CENTER		1	5	83%	6
ATLANTIC COMMUNITY HIGH SCHOOL		5	1	17%	6
BETHESDA COMMUNITY HEALTH CENTER			6	100%	6
LOS ALAMOS NATIONAL LABORATORY		6			6
UNILAB		2	4	67%	6
CVS TX10140POCT THE WOODLANDS		5	1	17%	6
ALL4KIDZ PEDIATRICS LLC		3	3	50%	6
FAMILY CARE MEDICAL CENTER			6	100%	6
NON-US			6	100%	6
COVID TESTING LLC			6	100%	6
CURATIVE CARE CENTER INC		1	5	83%	6
MEDICAL CENTER AT OCEAN REEF		1	5	83%	6
CLINICAL CARE ASSOCIATES			6	100%	6
HOLLY HILL HOME INFUSION SERVICE		5	1	17%	6
AMERICAN MEDICAL RESPONSE - DENVER		3	3	50%	6
MEDEXPRESS URGENT CARE-SCOTT TOWNSHIP		5	1	17%	6
CHILDREN'S HOSPITAL OF PHILADELPHIA		5	1	17%	6
PALM HARBOR DERMATOLOGY		4	2	33%	6
MD NOW MEDICAL CENTER			6	100%	6
UF HEALTH PATHOLOGY LABORATORIES			6	100%	6
Hiawatha Care Center		6			6
PENN NURSING CENTER		6			6
MEDEXPRESS URGENT CARE - WEIRTON		6			6
MANATEE MEMORIAL HOSPITAL CLINICAL LABORATORY			6	100%	6
CVS MA957POCT WEST SPRINGFIELD		6			6
ENIGMA DIAGNOSTIC, INC.			6	100%	6
Oakwood - North Baldwins Center for Living		6			6
CDRX INFUSION			6	100%	6

COVID-19: testing by laboratory

Data through Apr 21, 2021 verified as of Apr 22, 2021 at 09:25 AM

Data in this report are provisional and subject to change.

The numbers in the table below represent the number of Florida and non-Florida residents for whom test results were received by the Department of Health. A person can be tested by more than one laboratory and can have both positive and negative results. **Therefore, the sum of the numbers in each column will be larger than the total number of people tested.**

Reporting lab	Inconclusive	Negative	Positive	Percent positive	Total
CVS PA5241POCT CHALFONT		6			6
DAVISON HEALTH CENTER WESLEYAN UNIVERS		6			6
PATHGROUP LABS, LLC		4	2	33%	6
LPG COCONUT POINT - FAMILY/ INTERNAL MEDICINE		6			6
Kroger 673 - The Little Clinic Dallas		5	1	17%	6
MEDEXPRESS URGENT CARE - LEDGEWOOD		5	1	17%	6
CVS MI8049POCT WATERFORD		5	1	17%	6
PRINCETON BMC LABORATORY		6			6
CAPITAL HEALTH PLAN LABORATORIES			6	100%	6
CVS NH6596POCT HAMPTON		6			6
FYZAMEDICAL, LLC		6			6
Madison Health & Rehabilitation		6			6
MINUTECLINIC 7196		5	1	17%	6
RURAL HEALTH CARE INC			6	100%	6
MEDEXPRESS URGENT CARE-PITTSFIELD		6			6
RAPID MEDLAB (004MO)		5	1	17%	6
PELICAN LANDING		1	5	83%	6
ORLANDO HEALTH PHYSICIAN GROUP			6	100%	6
CVS SC5479POCT INDIAN LAND		6			6
MEDEXPRESS URGENT CARE MURRYSVILLE		4	2	33%	6
FLORIDA WOMAN CARE LABORATORY			6	100%	6
HELIX KH UC		1	5	83%	6
GENESIS FAMILY PRACTICE		3	3	50%	6
PHYSICIANS URGENT CARE BERRY FARMS		4	2	33%	6
CVS PA1296POCT DREXEL HILL		4	2	33%	6
BETH ISRAEL DEACONESS MEDICAL CENTER			6	100%	6
CENTRAL FLORIDA PRIMARY CARE			6	100%	6
MINUTECLINIC LLC #5041		2	4	67%	6
SHEEPSHEAD BAY URGENT CARE		6			6
ADVENTHEALTH CAR CENTER APOPKA			6	100%	6
CVS SC5550POCT CLOVER		5	1	17%	6
PALMETTO HEALTH ALLIANCE		3	3	50%	6
REDMED OF CROSSTOWN		3	3	50%	6
JOSEF SCHENKER, MD, PC		6			6
HUNTERS CREEK PEDIATRICS		6			6
CVS MA1852POCT MEDWAY		6			6
DEPARTMENT OF HEALTH AND HUMAN SERVICES DIVISION OF BEHAVIORAL HEALTH		1	5	83%	6
CENTREX CLINICAL LABS INC		6			6
FLORIDA DEPARTMENT OF HEALTH IN MIAMI DADE COUNTY		5	1	17%	6
COVID RAPID LABS		1	5	83%	6
CVS MA2401POCT MARSHFIELD		5	1	17%	6
TRUSTBRIDGE			6	100%	6
NORTH FLORIDA PEDIATRICS JASPER			6	100%	6
MINUTECLINIC DIAGNOSTICS OF IND LLC		3	3	50%	6
ADVANCED URGENT CARE OF MARATHON		1	5	83%	6
OURMED		5	1	17%	6
BENEVA LAKES HEALTHCARE & REHAB CENTER			6	100%	6

COVID-19: testing by laboratory

Data through Apr 21, 2021 verified as of Apr 22, 2021 at 09:25 AM

Data in this report are provisional and subject to change.

The numbers in the table below represent the number of Florida and non-Florida residents for whom test results were received by the Department of Health. A person can be tested by more than one laboratory and can have both positive and negative results. **Therefore, the sum of the numbers in each column will be larger than the total number of people tested.**

Reporting lab	Inconclusive	Negative	Positive	Percent positive	Total
MINUTECLINIC MINUTECLINIC #921		6			6
FLORIDA HEALTHCARE OF ORLANDO		1	5	83%	6
MEDEXPRESS URGENT CARE - WAXAHACHIE, N HIGHWAY 77		4	2	33%	6
BAYSHORE POINTE NURSING AND REHAB CENTER			6	100%	6
LRHS Southeastern University		4	2	33%	6
CVS TX1104POCT ALLEN		6			6
COLISEUM MED CTR LLC/COLISEUM MED CTRS		5	1	17%	6
FLORIDA MEDICAL SPECIALISTS		2	4	67%	6
CVS IN6713POCT BLOOMINGTON		6			6
CVS KY4779POCT LOUISVILLE		4	2	33%	6
IVY ROSEN MD PLLC		6			6
WG WINDSOR WOODS SH LLC		6			6
MARSHALL MEDICAL CENTER SOUTH LAB		5	1	17%	6
CVS NC5532POCT SUMMERFIELD		6			6
SV DIAGNOSTIC LAB			6	100%	6
CVS NV2928POCT LAS VEGAS		6			6
BNR PHARMACY INC		6			6
DOCTORS OFFICE OF NEW JERSEY		6			6
BROOKDALE CLERMONT			6	100%	6
CVS MINUTE CLINIC DIAGNOSTIC OF TEXAS		5	1	17%	6
LUMADOC HEALTH		4	2	33%	6
THE PALMS REHABILITATION AND HEALTHCARE CENTER		5	1	17%	6
CVS IN8669POCT INDIANAPOLIS		5	1	17%	6
Advanced Care Center			6	100%	6
PR HEALTH		1	5	83%	6
LEHIGH REGIONAL MEDICAL CENTER LABORATORY		3	3	50%	6
CAREWELL 301 - WARWICK			6	100%	6
CENTRAL JERSEY URGENT CARE OF BROWN MI		6			6
THE WINDSOR OF OCALA		2	4	67%	6
DISCOVERY VILLAGE AT DEERWOOD			6	100%	6
ARLINGTON OF NAPLES		6			6
CONCENTRA			6	100%	6
Kennedy University Hospital		5	1	17%	6
LEWIS COUNTY MANOR		6			6
ADVENTHEALTH MEDICAL GROUP INTERNAL MEDICINE		5	1	17%	6
WAKEMED		1	5	83%	6
PUBLIC HEALTH LAB		6			6
ANTHONY-BROWN PHARMACY		6			6
UNIVERISTY OF MIAMI			6	100%	6
GENTLE MEDICINE ASSOCIATES / DR. REGINE BATAILLE		6			6
MERCY COLLEGE HEALTH OFFICE		6			6
PLEASANTVILLE OF SEBASTIAN LLC			6	100%	6
MEDEXPRESS URGENT CARE, CHAMBERSBURG		5	1	17%	6
MINUTECLINIC #2797		6			6
GUTHRIE MEDICAL GROUP LABORATORIES		6			6
FAMILY TREE PRIMARY CARE		5	1	17%	6
BOONE DRUG & HEALTHCARE AT DEERFIELD			6	100%	6

COVID-19: testing by laboratory

Data through Apr 21, 2021 verified as of Apr 22, 2021 at 09:25 AM

Data in this report are provisional and subject to change.

The numbers in the table below represent the number of Florida and non-Florida residents for whom test results were received by the Department of Health. A person can be tested by more than one laboratory and can have both positive and negative results. **Therefore, the sum of the numbers in each column will be larger than the total number of people tested.**

Reporting lab	Inconclusive	Negative	Positive	Percent positive	Total
MEDEXPRESS URGENT CARE - ELM GROVE		5	1	17%	6
MEDEXPRESS - NEWARK		6			6
ASCENSION ST VINCENT'S CLAY COUNTY			6	100%	6
ALLEGRO FLEMING ISLAND		1	5	83%	6
New York Harbor Harbor HCS - Brooklyn Campus		6			6
MEDEXPRESS URGENT CARE - IRVING		6			6
SOUTHERN OCEAN MEDICAL CENTER		6			6
MILLER COUNTY HOSPITAL		6			6
PANCARE HEALTH - ALTHA PUBLIC			6	100%	6
PRESBYTERIAN HOME		6			6
MAXCARE CLINIC			6	100%	6
ADVENTHEALTH CELEBRATION EMPLOYEE CLINIC		6			6
MARCO ISLAND MEDICAL CENTER			6	100%	6
MEDEXPRESS URGENT CARE - HUNTINGTON WE		6			6
SOUTHEASTERN DERMATOLOGY GROUP PA		5	1	17%	6
BROWARD TRANSITIONAL CENTER			6	100%	6
WIREGRASS MEDICAL CENTER			6	100%	6
WELLSTAR ATLANTA MEDICAL CENTER LABORA		5	1	17%	6
CVS PA1379POCT LANSDALE		5	1	17%	6
MEDEXPRESS URGENT CARE SHADYSIDE		5	1	17%	6
TULLAHOMA HMA, LLC		5	1	17%	6
SAINT PETER'S UNIVERSITY HOSPITAL		6			6
Centrastate Medical Center		5	1	17%	6
NEUROSCIENCE AND SPINE ASSOCIATES, PL		5	1	17%	6
REVA INC		2	4	67%	6
SANITAS LAUDERDALE LAKES			6	100%	6
MEDEXPRESS URGENT CARE - MBURG COMMONS		5	1	17%	6
BROWARD COUNTY HEALTH DEPT.			6	100%	6
PROGRESS PHARMACY INC		1	5	83%	6
AMERICAN EAGLE LEESBURG AL LLC DBA VISTA LAKE			6	100%	6
UT SOUTHWESTERN MEDICAL CENTER			6	100%	6
THE CLINIC PREMISE HEALTH			6	100%	6
OVIDO CHILDRENS HEALTH CENTER LLC		1	5	83%	6
UPMC HEALTH SYSTEM		4	2	33%	6
CALIFORNIA DEPARTMENT OF PUBLIC HEALTH		1	5	83%	6
SUNSHINE STATE DIALYSIS			6	100%	6
Bon Secours Place		5	1	17%	6
MARTHA A PRICE MD PA		3	3	50%	6
URGENT TEAM - NASHVILLE		5	1	17%	6
Northwell Lab		2	4	67%	6
MINUTECLINIC DIAGNOSTIC OF KENTUCKY		6			6
DEPARTMENT OF HEALTH AND HUMAN SERVICES STATE OF NEW HAMPSHIRE			6	100%	6
MCR HEALTH LAWTON CHILES ADMINISTRATION STE A		1	5	83%	6
QUICK CARE MED WALK IN AND URGENT CARE			6	100%	6
PREMIER FAMILY HEALTH PA			6	100%	6
CELEBRATION PEDIATRICS PA			6	100%	6
CVS IN6654POCT INDIANAPOLIS		5	1	17%	6

COVID-19: testing by laboratory

Data through Apr 21, 2021 verified as of Apr 22, 2021 at 09:25 AM

Data in this report are provisional and subject to change.

The numbers in the table below represent the number of Florida and non-Florida residents for whom test results were received by the Department of Health. A person can be tested by more than one laboratory and can have both positive and negative results. **Therefore, the sum of the numbers in each column will be larger than the total number of people tested.**

Reporting lab	Inconclusive	Negative	Positive	Percent positive	Total
AMERICAN HEALTH ASSOC. LABORATORY SOUTH		4	2	33%	6
CORONA NYC LAB		6			6
ADVENTHEALTH MEDICALGROUP PEDIATRICS AT ORLANDO		6			6
AARK LABORATORY		6			6
CVS TX2263POCT SAN ANTONIO		6			6
MEDEXPRESS URGENT CARE-HERSHEY		5	1	17%	6
URGENT TEAM - MUSCLE SHOALS		6			6
XPRESS URGENT CARE LLC		6			6
UT MEMPHIS UNIVERSITY HEALTH SERVICES			6	100%	6
INDIANA STATE DEPARTMENT OF HEALTH LABORATORIES			6	100%	6
FLEET LANDING			6	100%	6
MEDEXPRESS URGENT CARE - PRINCETON		5	1	17%	6
ADVENT HEALTH - TUSKAWILLA		4	2	33%	6
COMPUNET CLINICAL LAB			6	100%	6
MEDI PARTNERS OF S FLORIDA LLC		6			6
CVS TX8322POCT AUSTIN		6			6
CITIZENS BAPTIST MEDICAL CENTERS LAB		5	1	17%	6
URGENT CARE HOUSECALLS PA		5	1	17%	6
FIRST COAST CARDIOVASCULAR INSTITUTE PA			6	100%	6
DIXIE COUNTY EMERGENCY SERVICES			6	100%	6
RIVER CITY PRIMARY AND URGENT CARE			6	100%	6
EXCEL URGENT CARE OF PARAMUS LLC		6			6
JERSEY SHORE MEDICAL CENTER		6			6
UW MEDICINE VIROLOGY LAB			6	100%	6
CAMELLIA AT DEERWOOD		2	4	67%	6
LAKEVIEW TERRACE HOME HEALTH SERVICES LLC			6	100%	6
ELITE MD GROUP INC		2	4	67%	6
VILLAGES HEALTH, THE		4	2	33%	6
CVS NATIONAL HARBOR MD2297714CV		6			6
MINUTECLINIC DIAGNOSTIC OF VIRGINIA, LLC		6			6
SANTOS REHABILITATION CENTER INC			6	100%	6
CELAL GUROL ERBAY, MD			6	100%	6
BOCA VIPEDIATRICS			6	100%	6
TALLAHASSEE MEMORIAL HEALTHCARE			6	100%	6
FLORIDA DEPARTMENT OF HEALTH SEMINOLE COUNTY		1	5	83%	6
MIAMI RESCUE MISSION CLINIC INC			6	100%	6
PROHEALTH MED		1	5	83%	6
MINUTECLINIC, LLC #07852		5	1	17%	6
CVS NC6402POCT DAVIDSON		4	2	33%	6
MCKENZIE-WILLAMETTE MEDICAL CENTER LAB		6			6
BAYCARE ALLIANT HOSPITAL			6	100%	6
HEARTLAND HOME HEALTH CARE		6			6
CVS OH2518POCT COLUMBUS		5	1	17%	6
MOUNT SINAI BROOKLYN LABORATORY		5	1	17%	6
TAMIAMI LAB MILLENIUM			6	100%	6
UNILAB OF DADE INC			6	100%	6
CVS NJ2815POCT E BRUNSWICK		4	2	33%	6

COVID-19: testing by laboratory

Data through Apr 21, 2021 verified as of Apr 22, 2021 at 09:25 AM

Data in this report are provisional and subject to change.

The numbers in the table below represent the number of Florida and non-Florida residents for whom test results were received by the Department of Health. A person can be tested by more than one laboratory and can have both positive and negative results. **Therefore, the sum of the numbers in each column will be larger than the total number of people tested.**

Reporting lab	Inconclusive	Negative	Positive	Percent positive	Total
MINUTECLINIC MINUTECLINIC #3665		6			6
AFC/DOCTORS EXPRESS NORTH BERGEN		4	2	33%	6
VIERA PEDIATRICS		1	5	83%	6
CVS TX7821POCT LEAGUE CITY		6			6
TEXAS MEDCLINIC			6	100%	6
CVS M010053POCT SAINT PETERS		5			5
INFECTION CONTROL/ EMPHEALTH		3	2	40%	5
PM PEDIATRICS OF SELDEN		3	2	40%	5
NATURE COAST PRIMARY CARE LAB LLC		1	4	80%	5
PARADISE VILLA ALF INCORPORATED		5			5
CARENOW URGENT CARE - CENTRAL AUSTIN		1	4	80%	5
USCG SECTOR ST PETE		1	4	80%	5
PIEDMONT HOSPITAL LAB			5	100%	5
ABSOLUTE HEALTH		5			5
PHYSICIANS IMMEDIATE CARE ELGIN			5	100%	5
LIFEPLUS HEALTHCARE GROUP INC		5			5
MINNESOTA DEPARTMENT OF HEALTH PUBLIC HEALTH LABORATORY DIVISION	1		4	80%	5
CVS CT718POCT ANSONIA		5			5
XRL SXF REF LAB		5			5
NORTH SHORE HEMATOLOGY-ONCOLOGY ASSOCIATES, PC		5			5
ATLANTIC SURGERY CENTER OF JACKSONVILLE BEACH		5			5
MEDEXPRESS URGENT CARE - LOGAN		5			5
MEDICAL CENTER, THE		5			5
LEVY COUNTY DEPT. OF PUBLIC SAFETY		2	3	60%	5
BAYSHORE LABORATORY		4	1	20%	5
REHABILITATION CENTER AT JUPITER GARDENS		5			5
NORTHERN MICHIGAN UNIVERSITY ATHLETICS		5			5
WALGREENS# 00323		5			5
INVESCLINIC US, LLC		5			5
MEDEXPRESS URGENT CARE MARTINSBURG		3	2	40%	5
FOUNDCARE, INC			5	100%	5
ADVANCED HEART CARE OF SOUTH FLORIDA		5			5
FIFTH AVENUE PEDIATRICS		3	2	40%	5
MEDEXPRESS URGENT CARE - BRIDGEVILLE		5			5
BAYCARE MEDICAL GROUP, INC		5			5
FALLSBURG CHAI		5			5
AMAVIDA		5			5
UNIVERISTY OF MEMPHIS ATHLETIC TRAINI		5			5
HAWTHORNE HEALTH AND REHABILITATION			5	100%	5
CVS MA507POCT LEOMINSTER		4	1	20%	5
DISCOVERY VILLAGE AT STUART		2	3	60%	5
WELLMED AT FORT PIERCE		3	2	40%	5
SEASIDE MANOR			5	100%	5
QUEST DIAGNOSTICS PSC		1	4	80%	5
FHPG FAMILY MEDICAL CENTER OF TAMPA BAY		1	4	80%	5
CVS NJ862POCT MARLBORO		5			5
DICKSON MEDICAL ASSOCIATES PC PATH LAB		4	1	20%	5

COVID-19: testing by laboratory

Data through Apr 21, 2021 verified as of Apr 22, 2021 at 09:25 AM

Data in this report are provisional and subject to change.

The numbers in the table below represent the number of Florida and non-Florida residents for whom test results were received by the Department of Health. A person can be tested by more than one laboratory and can have both positive and negative results. **Therefore, the sum of the numbers in each column will be larger than the total number of people tested.**

Reporting lab	Inconclusive	Negative	Positive	Percent positive	Total
MEASE CONTINUING CARE		3	2	40%	5
CAPE COD HOSPITAL			5	100%	5
CVS OH10893POCT PARMA		2	3	60%	5
BEACH HOUSE		5			5
MINUTECLINIC DIAG OF IND, LLC #8645		5			5
MINUTECLINIC DIAGNOSTIC OF PENNSYLVAN		4	1	20%	5
JOSEPH SCHENKER MD PC		5			5
MEDEXPRESS URGENT CARE - FREDERICK		5			5
MINUTECLINIC, DIAGNOSTIC OF TEXAS, LLC		5			5
AHF PUBLIC HEALTH LABORATORY			5	100%	5
PRL NYC PANDEMIC RESPONSE LAB			5	100%	5
CYPRESS CREEK MEDICAL CENTER			5	100%	5
INTERNAL MEDICINE & PRIMARY CARE ASSOCIATES, PLC			5	100%	5
REELFOOT FAMILY WALK IN CLINIC		4	1	20%	5
ALLIANCE FOR MULTISPECIALTY RESEARCH		5			5
DOCS URGENT CARE		1	4	80%	5
EASTCHESTER PEDIATRIC MEDICAL GROUP		5			5
Kroger 099 - The Little Clinic Fort Collins		5			5
FLORIDA HOSPITAL LAKE MARY		5			5
WHITE WILSON MEDICAL CENTER - FWB		1	4	80%	5
Hillspring of Springboro		5			5
COOPER HOSPITAL/UNIVERSITY MEDICAL		5			5
DELAWARE PUBLIC HEALTH LABORATORY		2	3	60%	5
PATIENT FIRST - LEESBURG			5	100%	5
MED EXPRESS URGENT CARE PC - MARYLAND		4	1	20%	5
PIEDMONT HENRY HOSPITAL, INC		5			5
ARKANSAS DEPARTMENT OF HEALTH			5	100%	5
FLORIDA PRIMARY CARE AND SPORTS MEDICINE INC		2	3	60%	5
CVS PA2688POCT COLLEGEVILLE		5			5
MEDEXPRESS - NEW CASTLE, DUPONT HWY		4	1	20%	5
MERCY URGENT CARE			5	100%	5
BLUETAIL MEDICAL GROUP, LLC		4	1	20%	5
CITRUS HEALTH NETWORK INC		2	3	60%	5
BROWARD MEDICAL AND URGENT CARE		5			5
FRESENIUS MEDICAL CARE			5	100%	5
INNOVATIVE COVID-DIVERSEY			5	100%	5
WOODHULL MEDICAL AND MENTAL HEALTH CTR		5			5
UNIVERSITY OF CHICAGO MEDICAL CENTER LAB			5	100%	5
QUATRACOR PLLC		5			5
NIBHA MEDIRATTA MD PL			5	100%	5
THE LITTLE CLINIC			5	100%	5
MD ANDERSON CANCER CENTER DI BAY AREA			5	100%	5
RIVERVIEW ALF OPERATOR LLC			5	100%	5
FLAGLER HEALTH SERVICES INC			5	100%	5
CLEVELAND CLINIC MARTIN HEALTH NURSING & RESTORATIVE		5			5
MINUTECLINIC DIAG OF IND, LLC #6553		5			5
MINUTECLINIC DIAG OF IND, LLC #6910		5			5

COVID-19: testing by laboratory

Data through Apr 21, 2021 verified as of Apr 22, 2021 at 09:25 AM

Data in this report are provisional and subject to change.

The numbers in the table below represent the number of Florida and non-Florida residents for whom test results were received by the Department of Health. A person can be tested by more than one laboratory and can have both positive and negative results. **Therefore, the sum of the numbers in each column will be larger than the total number of people tested.**

Reporting lab	Inconclusive	Negative	Positive	Percent positive	Total
MEDICAL UNIVERSITY SC HOSPITAL			5	100%	5
CVS MD1515POCT LEONARDTOWN		4	1	20%	5
CHAMPLAIN VALLEY PHYSICIANS HOSPITAL		3	2	40%	5
LAKE MARY HEALTH AND REHABILITATION CENTER		1	4	80%	5
UCF STUDENT HEALTH SERVICES LABORATORY		2	3	60%	5
CVS NV408817POCT LAS VEGAS		1	4	80%	5
CVS GA2279POCT SUWANEE		5			5
ELDER ALTERNATIVES INC		3	2	40%	5
CVS SC1540POCT MYRTLE BEACH		4	1	20%	5
NORTH DADE NURSING AND REHABILITATION CENTER			5	100%	5
MINUTECLINIC DIAGNOSTIC OF PENNSYLVANIA, LLD #1545		5			5
STEUBEN COUNTY PUBLIC HEALTH		5			5
CVS CA9606POCT TEMECULA		5			5
PREMIER PEDIATRICS		1	4	80%	5
ST BARNABAS HOSPITAL		5			5
DOCTORS HOSPITAL LAB MEDICAL OFFICE BUILDING			5	100%	5
PREMIER MEDICAL LABORATORY	1	2	2	40%	5
LAFAYETTE NURSING AND REHAB			5	100%	5
CVS MA1095POCT AMHERST		4	1	20%	5
ENT AND ALLERGY ASSOCIATES OF FLORIDA, LLC			5	100%	5
EAST CENTRAL FLORIDA OUT PATIENT IMAGING			5	100%	5
PEDIATRIC URGENT HEALTH CARE			5	100%	5
JOHN T MACKAY MD			5	100%	5
BUEN PASTOR MEDICAL CENTER, INC			5	100%	5
COLUMBIA MEMORIAL HOSPITAL LABORATORY		5			5
Kroger 449 - The Little Clinic Mountain Park		4	1	20%	5
SONATA VERO BEACH		5			5
ADVANCED PEDIATRICS OF BOCA LLC			5	100%	5
MIAMI MEDICAL CONSULTANT PA			5	100%	5
SAFETY HARBOR SENIOR LIVING			5	100%	5
LIVING WATERS MEDICAL CENTER			5	100%	5
DIAGNOSTECHS		4	1	20%	5
EGL GENETICS DIAGNOSTICS			5	100%	5
MEDEXPRESS URGENT CARE - WILKES BARRE		4	1	20%	5
LAKE NONA PEDIATRICS IN ASSOCIATION WITH NEMOURS		5			5
ADVENT HEALTH MEDICAL GROUP		4	1	20%	5
Englewood Health Care Center		5			5
VEIL VALLEY MEDICAL CENTER			5	100%	5
MINUTECLINIC, LLC #1431		4	1	20%	5
WILSON PEDIATRICS			5	100%	5
NORTHSIDE MEDICAL CENTER		5			5
BIOTECH CLINICAL LABORATORY			5	100%	5
Life Care Center of Estero			5	100%	5
PEDIATRICS OF CENTRAL FLORIDA – POINCIANA		3	2	40%	5
INDIAN RIVER PRIMARY CARE PA		5			5
CLINICAL CARE INC			5	100%	5
IMMERSION RESIDENTIAL LLC			5	100%	5

COVID-19: testing by laboratory

Data through Apr 21, 2021 verified as of Apr 22, 2021 at 09:25 AM

Data in this report are provisional and subject to change.

The numbers in the table below represent the number of Florida and non-Florida residents for whom test results were received by the Department of Health. A person can be tested by more than one laboratory and can have both positive and negative results. **Therefore, the sum of the numbers in each column will be larger than the total number of people tested.**

Reporting lab	Inconclusive	Negative	Positive	Percent positive	Total
CVS SC4122POCT TAYLORS		5			5
MASSASHUSETTS STATE LAB INSTITUTE		2	3	60%	5
QUINTON MEMORIAL HEALTH CARE CENTER		5			5
OCHSNER MEDICAL CENTER			5	100%	5
CVS AZ9210POCT SCOTTSDALE		5			5
FRESENIUS KIDNEY CARE SOUTH ORLANDO			5	100%	5
MID - FLORIDA PATHOLOGY LLC		1	4	80%	5
FAMILY TREE DNA			5	100%	5
ST JOHNS BIOMEDICAL LAB		5			5
MEDEXPRESS URGENT CARE PLEASANT HILLS		4	1	20%	5
NORTHPORT MEDICAL CENTER LAB		5			5
MENORAH MANOR			5	100%	5
Rio Pinar Health Care			5	100%	5
INVERNESS FAMILY CARE HIGH RISK PLLC			5	100%	5
SOUTH FLORIDA FAMILY HEALTH & RESEARCH CTR			5	100%	5
ATLANTA PLUS URGENT CARE			5	100%	5
MIZELL MEMORIAL HOSPITAL			5	100%	5
MORGAN STANLEY HEALTH CENTER		5			5
NORTHWOOD UNIVERSITY-BENNETT SPORTS CENTER		5			5
Army Residence Community		5			5
SOUTHEAST GEORGIA PHYSICIAN ASSOCIATES		4	1	20%	5
MINUTECLINIC DIAG OF IND, LLC #10190		5			5
PINECREST PEDIATRICS GROUP LLC			5	100%	5
HELIX DIAGNOSTIX		2	3	60%	5
MD NOW MEDICAL CENTER INC			5	100%	5
KEYSTONE REHABILITATION AND HEALTH CENTER		1	4	80%	5
HEALTHCARE NETWORK OF SOUTHWEST FLORIDA			5	100%	5
CVS MA394POCT SEEKONK		5			5
JOE DIMAGGIO CHILDREN'S HOSPITAL		1	4	80%	5
WEST PACIFIC MEDICAL LABORATORY			5	100%	5
SIGNATURE URGENT CARE			5	100%	5
WILLOW CREEK RETIREMENT CENTER		5			5
MARION COUNTY FIRE RESCUE		3	2	40%	5
CVS IL8750POCT CHICAGO		3	2	40%	5
OMNICARE PHARMACY OFTEXAS 1, LP DBA OMNICARE		5			5
WASHINGTON COLLEGE HEALTH SERVICES		5			5
MEDEXPRESS URGENT CARE FOX CHAPEL		5			5
PRECISION DIAGNOSTICS INC - NJ		5			5
MEDEXPRESS URGENT CARE- COLUMBIA HEIGH		5			5
CVS NC2771POCT CLAYTON		4	1	20%	5
Enterprise Health and Rehabilitation Center		5			5
INSTANT MEDICAL CARE CENTER		4	1	20%	5
MINUTECLINIC, LLC #7139		5			5
ST JOSEPHS HOSPITAL PATHOLOGY LAB		4	1	20%	5
SPRINGHILL SENIOR RESIDENCE		5			5
MEDEXPRESS URGENT CARE LAVALE		5			5
OPTUMCARE FLORIDA, LLC		3	2	40%	5

COVID-19: testing by laboratory

Data through Apr 21, 2021 verified as of Apr 22, 2021 at 09:25 AM

Data in this report are provisional and subject to change.

The numbers in the table below represent the number of Florida and non-Florida residents for whom test results were received by the Department of Health. A person can be tested by more than one laboratory and can have both positive and negative results. **Therefore, the sum of the numbers in each column will be larger than the total number of people tested.**

Reporting lab	Inconclusive	Negative	Positive	Percent positive	Total
AUGUSTA HEALTH			5	100%	5
PARADIGM LABORATORIES			5	100%	5
SUTTER TRACY COMMUNITY HOSPITAL			5	100%	5
URGENT MED INC		3	2	40%	5
CVS NC3853POCT BURLINGTON		4	1	20%	5
MEDEXPRESS URGENT CARE - MOUNTAIN HOME		4	1	20%	5
SHIELDT3 LLC		5			5
CFP PHYSICIANS GROUP			5	100%	5
CVS AZ9290POCT PHOENIX		4	1	20%	5
URGENT CARE COASTAL GA			5	100%	5
AEL KNOXVILLE			5	100%	5
GENEVA GENERAL HOSPITAL LABORATORY		3	2	40%	5
COMMONS AT ORLANDO LUTHERAN TOWERS SNF			5	100%	5
MEDEXPRESS URGENT CARE HUNTINGTON		5			5
CVS MA2172POCT NORTH GRAFTON		5			5
MEDICAL CENTER OF BLOUNTSTOWN			5	100%	5
SCIENCE CARE			5	100%	5
HILLSBOROUGH COUNTY HEALTH DEPARTMENT			5	100%	5
UNIVERSITY OF MIAMI / SCCC RESEARCH LABORATORY			5	100%	5
MINUTECLINIC DIAG OF IND LLC #6840		5			5
COVENANT COLLEGE HEALTH SERVICES		5			5
RUSH UNIVERSITY MEDICAL CENTER LABORATORY			5	100%	5
OCCMED SOLUTIONS		2	3	60%	5
ARC POINT LABS OF AUSTIN NORTH			5	100%	5
CVS PA10034POCT PITTSBURGH		5			5
CVS OH3393POCT AURORA		4	1	20%	5
CVS MINUTE CLINIC DIAGNOSTIC MED GRP OF CAL		5			5
ELITE CARE			5	100%	5
HENDRY REGIONAL CONVENIENT CARE CENTER			5	100%	5
CVS AZ10150POCT PHOENIX		4	1	20%	5
METHODIST HEALTHCARE UNIVERSITY HOSPIT		5			5
KETTERING HEALTH			5	100%	5
AHC Decatur County		5			5
JACKSON SOUTH COMMUNITY HOSPITAL LAB			5	100%	5
Samuel S. Stratton VAMC		5			5
GARDENS PEDIATRICS			5	100%	5
MINUTECLINIC DIAGNOSTIC OF VIRGINIA, LLC #1980		3	2	40%	5
BROOKDALE NEW PORT RICHEY			5	100%	5
MINUTECLINIC # 21110		3	2	40%	5
LABS PLUS LLC		5			5
HACKENSACK UNIV MED CTR-PATHOLOGY DEPT		5			5
PIEDMONT NEWNAN HOSPITAL		4	1	20%	5
GULF COAST VETERANS HCS PANAMA CITY OPC		5			5
CVS ME329POCT PORTLAND		5			5
Charles George VAMC		5			5
WINCHESTER MEDICAL CENTER			5	100%	5
NORTHSIDE HOSPITAL- CHEROKEE		4	1	20%	5

COVID-19: testing by laboratory

Data through Apr 21, 2021 verified as of Apr 22, 2021 at 09:25 AM

Data in this report are provisional and subject to change.

The numbers in the table below represent the number of Florida and non-Florida residents for whom test results were received by the Department of Health. A person can be tested by more than one laboratory and can have both positive and negative results. **Therefore, the sum of the numbers in each column will be larger than the total number of people tested.**

Reporting lab	Inconclusive	Negative	Positive	Percent positive	Total
THONOTOSASSA COMMUNITY HEALTH CENTER		1	4	80%	5
FINLAY		1	4	80%	5
MEDEXPRESS URGENT CARE - WALDORF, CRAIN HWY		5			5
THE DOCTORS CENTER HEALTHCARE-SOUTHSIDE		1	4	80%	5
DOCTORS HOSPITAL OF AUGUSTA		5			5
CVS MA1845POCT WILMINGTON		4	1	20%	5
FLORIDA CLINICAL LABORATORY - BIOREFERENCE LABORATORIES		2	3	60%	5
PUTNAM HOSPITAL CENTER LABORATORY		5			5
THE CLINIC OF PEDIATRICS & GI MEDICINE, INC			5	100%	5
MINUTECLINIC DIAGNOSTIC OF OHIO #6139		5			5
BAPTIST HOSPITAL EMPLOYEE HEALTH OFF			5	100%	5
URGENT CARE OF ERWIN		5			5
CLINICAL PATHOLOGY LABORATORIES			5	100%	5
CARENOW URGENT CARE - WINTER SPRINGS		4	1	20%	5
APOLLO GARDENS RETIREMENT RESIDENCE CARE		5			5
PEDIATRICS OF ALTAMONTE		5			5
PRINCIPLE HOSPICE SERVICE, LLC			5	100%	5
SOUTH BEND MEDICAL FOUNDATION			5	100%	5
LAKELAND VOLUNTEERS IN MEDICINE INC		3	2	40%	5
POWERS PEDIATRICS			5	100%	5
SARASOTA IMMEDIATE CARE			5	100%	5
FLORIDA DEPARTMENT OF HEALTH - INVERNESS		3	2	40%	5
THE RETREAT AT PORT ORANGE			5	100%	5
CVS MA447POCT NORTHAMPTON		3	2	40%	5
PRECISION LABS LLC		2	3	60%	5
RHEA MEDICAL CENTER		5			5
DEPARTMENT OF HEALTH AND HUMAN SERVICES LANSING			5	100%	5
SJH			5	100%	5
THE UNIVERSITY OF VERMONT MEDICAL CENTER		4	1	20%	5
CAREHERE LCS- EUSTIS			5	100%	5
EAST BANK HOSPITAL - UNIVERSITY OF MINNESOTA MEDICAL CENTER			5	100%	5
HEART OF FLORIDA HEALTH CENTER INC		1	4	80%	5
MIAMI CANCER INSTITUTE			5	100%	5
MINUTECLINIC, LLC (CLINIC 10928)		5			5
MEDEXPRESS - COLLINSVILLE BELT LINE		3	2	40%	5
NOVANT HEALTH UVA		2	3	60%	5
BOROPARK URGENT CARE		4	1	20%	5
MEDEXPRESS URGENT CARE - DANVILLE		5			5
RUSSELL SAGE COLLEGE WELLNESS CENTER		5			5
JUPITER ISLAND MEDICAL CLINIC INC		5			5
TANNER MEDICAL CENTER EAST AL		5			5
ALPHADERA LABS, LLC			5	100%	5
HUNT CLUB MEDICAL CARE			5	100%	5
GENTLE HANDS MOBILE PHLEBOTOMY			5	100%	5
REGIONAL MEDICAL CENTER BAYONET POINT			5	100%	5
FLORIDA PRIMARY & SPECIALTY CARE		5			5
QUALITY MEDICAL CARE			5	100%	5

COVID-19: testing by laboratory

Data through Apr 21, 2021 verified as of Apr 22, 2021 at 09:25 AM

Data in this report are provisional and subject to change.

The numbers in the table below represent the number of Florida and non-Florida residents for whom test results were received by the Department of Health. A person can be tested by more than one laboratory and can have both positive and negative results. **Therefore, the sum of the numbers in each column will be larger than the total number of people tested.**

Reporting lab	Inconclusive	Negative	Positive	Percent positive	Total
LPG PEDIATRICS AT CAPE CORAL		5			5
PHOEBE PUTNEY MEMORIAL HOSPITAL		5			5
FORSYTH HOUSE			5	100%	5
COPELAND MEDICAL CLINIC		3	2	40%	5
LABCORP UNSPECIFIED		5			5
BAPTIST HEALTH - TOWN CENTER			5	100%	5
BRIGHAM AND WOMEN'S HOSPITAL		1	4	80%	5
DAVENPORT PEDIATRICS PA		1	4	80%	5
ADVICE FOR OPTIMAL WELLNESS		2	3	60%	5
RELIANT IMMUNE DIAGNOSTICS			5	100%	5
ST VINCENTS AMBULATORY CARE INC		3	2	40%	5
CVS IL8751POCT CHICAGO		5			5
CELERION			5	100%	5
LAKEVIEW HEALTHCARE SYSTEM LLC			5	100%	5
NEW YORK PHYSICIANS LLP		5			5
MEDEXPRESS URGENT CARE - BECKLEY CROSS		4	1	20%	5
Walker BaptistMedCtr		4	1	20%	5
CVS TN7698POCT KNOXVILLE		5			5
WATERTOWN URGENT CARE PLLC		5			5
LAKE COUNTY DETENTION CENTER		3	2	40%	5
CARL R DARNALL ARMY MEDICAL CENTER			5	100%	5
CVS TX5877POCT PEARLAND		5			5
FRANCES WARDE MEDICAL LABORATORY		2	3	60%	5
CVS IN5696POCT FORT WAYNE		5			5
TIFT REGIONAL HLTH SYSTEM, INC DBA SOU		5			5
WESTMINSTER SHORES			5	100%	5
Edward Hines, Jr. VA Hospital		4	1	20%	5
PINELLAS POINT NURSING AND REHAB			4	100%	4
STANFORD HEALTH CARE ANATOMIC PATHOLOGY & CLINICAL LAB			4	100%	4
MEDEXPRESS URGEN CARE - EAST BRUNSWICK		4			4
OPTUM FLORIDA		3	1	25%	4
FLORIDA HOSPITAL ALTAMONTE		2	2	50%	4
CARE ONE PRIMARY CARE			4	100%	4
WE CARE - CARNIVAL CRUISELINE		4			4
BETHPAGE EXTENDED HOURS CENTER		4			4
GOOD SAMARITAN HOSPITAL		2	2	50%	4
FLORENCE - HUNTSVILLE HOSPITAL URGENT CARE		3	1	25%	4
DR. G'S URGENT CARE			4	100%	4
OHIO CVS STORES		3	1	25%	4
MOBILE URGENT CARE			4	100%	4
DTR LABS		3	1	25%	4
MOBILE HEALTH MEDICAL SERVICES PC		4			4
MINUTECLINIC, LLC #5707		4			4
UNION CITY MANOR NURSING CENTER		4			4
SOMA MEDICAL CENTER PA #3 GREENACRES			4	100%	4
PDL PHARMACY CORP			4	100%	4
MEDEXPRESS URGENT CARE - WICHITA, S SENECA ST		2	2	50%	4

COVID-19: testing by laboratory

Data through Apr 21, 2021 verified as of Apr 22, 2021 at 09:25 AM

Data in this report are provisional and subject to change.

The numbers in the table below represent the number of Florida and non-Florida residents for whom test results were received by the Department of Health. A person can be tested by more than one laboratory and can have both positive and negative results. **Therefore, the sum of the numbers in each column will be larger than the total number of people tested.**

Reporting lab	Inconclusive	Negative	Positive	Percent positive	Total
Bethany Health and Rehab		4			4
H/L of WEst AShley Rhability and Nursing Center		4			4
Chestnut Park Rehabilitation and Nursing Center		4			4
COVID PROCESSING SITE			4	100%	4
PREMIER PEDIATRICS LLC			4	100%	4
COMMUNITY HEALTH CENTER OF WEST PALM BEACH			4	100%	4
CVS SC2269POCT COLUMBIA		3	1	25%	4
GASTROENTEROLOGY ASSOC OF PENSACOLA, PA		2	2	50%	4
LAKE FOREST PARK OP CO LLC		4			4
ELEVATION HEALTH LABORATORY		4			4
ADVENTHEALTH NEW SMYRNA BEACH COMMUNITY HEALTH			4	100%	4
WILLOWS AT WILDWOOD, THE			4	100%	4
ADVANCED URGENT CARE LLC		1	3	75%	4
CAPITAL HEALTH LABORATORY INC			4	100%	4
SMOKY MOUNTAIN URGENT CARE AND FAMILY MEDICINE CENTER			4	100%	4
AIRCARE INTERNATIONAL		4			4
SOUTH FLORIDA RESEARCH ORGANIZATION			4	100%	4
FAMILY MEDICAL CLINIC HOMESTEAD, LLC			4	100%	4
ACCESS RECOVERY SOLUTIONS LLC			4	100%	4
ORLANDO REGIONAL HEALTH SERVICES		2	2	50%	4
CHILDREN'S MEDICAL GROUP		4			4
CELEBRATION PEDIATRICS			4	100%	4
DEACONESS HOSPITAL			4	100%	4
MONTANA DEPARTMENT OF PUBLIC HEALTH & HUMAN SERVICES			4	100%	4
CVS IN6551POCT MOORESVILLE		3	1	25%	4
PEACEHEALTH LABORATORIES		3	1	25%	4
AFFINITY URGENT CARE			4	100%	4
OPTUM OF RED ROAD		4			4
GUTHRIE MEDICAL GROUP - CORNING		3	1	25%	4
TARPON SPRINGS PEDIATRICS, LLC			4	100%	4
CVS OH6164POCT DELAWARE		4			4
NAVAL HOSPITAL CAMP PENDLETON			4	100%	4
STEAMBOAT EMERGENCY CENTER			4	100%	4
UNIVERSITY OF WASHINGTON MEDICAL CENTER (UWMC) EMERGENCY DEPT.			4	100%	4
APOPKA FAMILY HEALTH CENTER		3	1	25%	4
Hunterdon Medical Center Laboratory		4			4
ELEVATION DIAGNOSTICS		4			4
NOT GIVEN		1	3	75%	4
WALGREENS #07034		4			4
BOND & STEELE CLINIC PA D/B/A BOND CLINIC PA		4			4
UVA HEALTH SYSTEM MEDICAL LABORATORIES			4	100%	4
YORK HOSPITAL: MICROBIOLOGY			4	100%	4
PALM BEACH CANCER INSTITUTE			4	100%	4
WALGREENS #04311		4			4
DEPARTMENT OF HEALTH AND HUMAN SERVICES		2	2	50%	4
CVS MO5655POCT LIBERTY		1	3	75%	4
NOVANT HEALTH PRESBYTERIAN		2	2	50%	4

COVID-19: testing by laboratory

Data through Apr 21, 2021 verified as of Apr 22, 2021 at 09:25 AM

Data in this report are provisional and subject to change.

The numbers in the table below represent the number of Florida and non-Florida residents for whom test results were received by the Department of Health. A person can be tested by more than one laboratory and can have both positive and negative results. **Therefore, the sum of the numbers in each column will be larger than the total number of people tested.**

Reporting lab	Inconclusive	Negative	Positive	Percent positive	Total
EXTENDICARE HEALTH & REHAB CENTER		4			4
SINAI PLAZA NURSING AND REHAB CENTER			4	100%	4
URGENT CARE - OCONEE		2	2	50%	4
CVS PA1193POCT JENKINTOWN		4			4
MINUTE-CLINIC DIAGNOSTIC OF VIRGINIA, LLC #3949		4			4
CVS IN6572POCT INDIANAPOLIS		4			4
CLINICAL LABORATORIES OF THE BUFFALO		3	1	25%	4
MEDEXPRESS URGENT CARE - SOMERSET TOWNSHIP		4			4
CVS MA2297677CV BOSTON		4			4
CENTERPLACE HEALTH, INC			4	100%	4
Mill Valley Care Center		4			4
URGENT TEAM MANAGEMENT OF TENNESSEE, L		3	1	25%	4
BAPTIST HOSPITAL NURSING/PATIENT CARE			4	100%	4
ASCENDI HOME HEALTH AGENCY INC			4	100%	4
AURORA BAYCARE UROLOGY			4	100%	4
MOUNT SINAI AVENTURA DIAGNOSTIC CENTER			4	100%	4
LUVERNE HEALTH AND REHABILITATION		4			4
MEDEXPRESS URGENT CARE- FORT WORTH N T		4			4
ST LUKES HOSPITAL LABORATORY		2	2	50%	4
MEDEXPRESS URGENT CARE NORWIN		4			4
Kroger 339 - The Little Clinic Highlands - Bardstown Road		4			4
CVS OH2342POCT WEST CHESTER		3	1	25%	4
REGIONAL MEDICAL LAB			4	100%	4
ENCOMPASS HOME HEALTH		4			4
SOMA MEDICAL CENTER PA #3 PALOMINO			4	100%	4
URGENT CARE OF THE SMOKIES			4	100%	4
Willowbrooke Court at Country House		4			4
ST JOSEPHS BEHAVIORAL HEALTH CENTER			4	100%	4
HEALTHQUEST, INC		3	1	25%	4
ROAN DRUG COMPANY LLC		4			4
MEDEXPRESS URGENT CARE - SUMMERSVILLE, WEBSTER RD		4			4
COMMUNITY HEALTH CENTERS INC			4	100%	4
WHITE EARTH IHS MAIN LAB		4			4
CVS IL1170POCT JOLIET		4			4
Kroger 752 - The Little Clinic Central Station		3	1	25%	4
JOHNNIE RUTH CLARKE LAB			4	100%	4
FLORIDA CANCER SPECIALISTS AND RESEARCH		2	2	50%	4
HACKENSACK MERIDIAN URGENT CARE, PC		4			4
DYNACARE LABORATORIES			4	100%	4
WELLMED AT APOLLO BEACH BLVD		2	2	50%	4
ST PETE DIRECT PRIMARY CARE		2	2	50%	4
Calusa Harbour			4	100%	4
MEDICAL CENTER ENTERPRISE			4	100%	4
MEDEXPRESS URGENT CARE, FAIRMONT		4			4
MINUTECLINIC DIAGNOSTIC OF WISCONSIN, LLC		4			4
SACRED HEART HEALTH SYSTEMS INC			4	100%	4
NDX-CORE LAB			4	100%	4

COVID-19: testing by laboratory

Data through Apr 21, 2021 verified as of Apr 22, 2021 at 09:25 AM

Data in this report are provisional and subject to change.

The numbers in the table below represent the number of Florida and non-Florida residents for whom test results were received by the Department of Health. A person can be tested by more than one laboratory and can have both positive and negative results. **Therefore, the sum of the numbers in each column will be larger than the total number of people tested.**

Reporting lab	Inconclusive	Negative	Positive	Percent positive	Total
PHYSICIANS IMMEDIATE CARE AURORA			4	100%	4
CAREWELL URGENT CARE			4	100%	4
ASCENSION ST VINCENT'S MEDICAL CENTER		3	1	25%	4
CVS NJ837POCT MARLTON		4			4
ALVARO J DANGOND MD PA		4			4
INTERMOUNTAIN HEALTHCARE CENTRAL LABORATORY			4	100%	4
CRESTAR LABS		2	2	50%	4
CVS TN6414POCT SMYRNA		2	2	50%	4
MARK HOANG MD PA			4	100%	4
TANNER MEDICAL CENTER LABORATORY		3	1	25%	4
HAVEN CUSTEAD CARE CENTER		1	3	75%	4
MEDEXPRESS URGENT CARE, LANCASTER WEST		2	2	50%	4
ADVENTHEALTH GORDON		4			4
MINUTECLINIC DIAGNOSTIC OF OHIO #5060		4			4
ADVENTHEALTH MEDICAL GROUP PEDIATRICS		1	3	75%	4
GILCHRIST COUNTY HEALTH DEPT			4	100%	4
MINUTECLINIC DIAGNOSTIC MED GRP OF ORA		3	1	25%	4
FLORIDA DEPARTMENT OF HEALTH (FDOH)		2	2	50%	4
L3HARRIS FAMILY MEDICAL CENTER			4	100%	4
DEPARTMENT OF PATHOLOGY ROME MEMORIAL		3	1	25%	4
FASTMED URGENT CARE			4	100%	4
COOK HOSPITAL AND CARE CENTER		3	1	25%	4
INTERMARKET FACILITY			4	100%	4
GERALD CHAMPION REGIONAL MEDICAL CENTE		4			4
BIOTEST PLASMA CENTER		4			4
CLINICAL CARE CENTER, INC			4	100%	4
MD ANDERSON			4	100%	4
CORTLAND REGIONAL MEDICAL CENTER		4			4
CVS OH6149POCT UPPER ARLINGTON		2	2	50%	4
SHARP MEMORIAL HOSPITAL MICROBIOLOGY DEPT			4	100%	4
CONSOLIDATED LABORATORY SERVICES			4	100%	4
SANFORD SOUTH UNIVERSITY		4			4
Oak Creek Terrace		4			4
NHC HealthCare, Pulaski		4			4
SIGNATURE CARE EMERGENCY CENTER		2	2	50%	4
AFTER HOURS PEDS			4	100%	4
SOUTHEASTERN REGIONAL MEDICAL CENTER			4	100%	4
MINUTECLINIC LLC (2335)		3	1	25%	4
ADMERA HEALTH			4	100%	4
ACCENT PHYSICIAN SPECIALISTS PA		4			4
FLORIDA MEDICAL CLINIC -INTERNAL MED DADE CITY			4	100%	4
CVS PA4000POCT INDIANA		4			4
ORANGE COUNTY HEALTH DEPARTMENT		2	2	50%	4
MINUTECLINIC OF NEVADA-2955 S FT APACH		4			4
COVANCE CLS			4	100%	4
LIFEHOPE LABS			4	100%	4
SunTerrace Health Care Center		3	1	25%	4

COVID-19: testing by laboratory

Data through Apr 21, 2021 verified as of Apr 22, 2021 at 09:25 AM

Data in this report are provisional and subject to change.

The numbers in the table below represent the number of Florida and non-Florida residents for whom test results were received by the Department of Health. A person can be tested by more than one laboratory and can have both positive and negative results. **Therefore, the sum of the numbers in each column will be larger than the total number of people tested.**

Reporting lab	Inconclusive	Negative	Positive	Percent positive	Total
MEDEXPRESS URGENT CARE - TULSA, S YALE AVE		4			4
COLONIAL MEDICAL CENTER-EAST ORLANDO			4	100%	4
EXCEL URGENT CARE OF NJ, LLC		2	2	50%	4
EXPRESS TESTING-ONE			4	100%	4
MEDEXPRESS URGENT CARE - MARKHAM STREE		3	1	25%	4
MAURY REGIONAL MEDICAL CENTER		4			4
Georgiana Health and Rehabilitation, LLC		4			4
CVS IL5797POCT CAROL STREAM		4			4
MORRIS HALL/ST JOSEPH NURSING CENTER		4			4
PARKWAY DRUGS OF ONEIDA COUNTY NORTH I		3	1	25%	4
MONROE COUNTY DEPT OF PUBLIC HEALTH ST		4			4
REMEDY URGENT CLINIC		2	2	50%	4
MINUTECLINIC DIAG OF IND, LLC #6483		2	2	50%	4
FCHC (OB)-DARWIN SQUARE CTR.			4	100%	4
BELL-MINOR HOME		4			4
GIEBEIG FAMILY MEDICINE PA			4	100%	4
CVS TX5807POCT PEARLAND		4			4
Brookcrest Nursing Home		4			4
CVS PA258POCT MCKEES ROCKS		4			4
MID FLORIDA HEALTH INC			4	100%	4
CARNEGIE HILL PEDIATRICS LLP		3	1	25%	4
PATIENT FIRST - ALLENTOWN			4	100%	4
MEDEXPRESS URGENT CARE- ALLISON PARK		2	2	50%	4
SOUTHEAST GEORGIA HEALTH SERVICES, LLC		4			4
MAILBOX DIAGNOSTICS		2	2	50%	4
PORT ORANGE NURSING & REHAB			4	100%	4
DERMATOLOGY SPECIALISTS OF FL - DR. JON WARD			4	100%	4
MEDEXPRESS URGENT CARE - BECKLEY		2	2	50%	4
TRUE HEALTH- HOFFNER		3	1	25%	4
GRADY MEMORIAL HOSPITAL/MICRO			4	100%	4
Millennium Nursing & Rehab Center		4			4
MONTEFIORE MEDICAL CENTER LABS MONTEFIORE		3	1	25%	4
WOMEN'S CARE FLORIDA, LLC		4			4
MINUTECLINIC DIAG OF IND, LLC #6472		4			4
PIEDMONT FAYETTE HOSPITAL		2	2	50%	4
COVENIENT CARE MEDICAL CLINIC			4	100%	4
HARBORCHASE OF VILLAGES CROSSING			4	100%	4
RML PHARMACY PC		4			4
LOUISIANA DEPT. OF HEALTH AND HOSPITALS-INFECTIOUS DISEASE EPI SECTION			4	100%	4
DEPARTMENT OF HEALTH/ NEW YORK			4	100%	4
University Plaza Rehabilitation and Nursing			4	100%	4
CREATIVE PHARMACY SOLUTIONS EAST		4			4
MD NOW URGENT CARE - DELRAY WEST			4	100%	4
TRINITY PEDIATRICS			4	100%	4
FLORIDA HEALTHCARE PLAN			4	100%	4
MEDEXPRESS URGENT CARE - EWING		4			4
LEESBURG REGIONAL MEDICAL CENTER URGENT CARE			4	100%	4

COVID-19: testing by laboratory

Data through Apr 21, 2021 verified as of Apr 22, 2021 at 09:25 AM

Data in this report are provisional and subject to change.

The numbers in the table below represent the number of Florida and non-Florida residents for whom test results were received by the Department of Health. A person can be tested by more than one laboratory and can have both positive and negative results. **Therefore, the sum of the numbers in each column will be larger than the total number of people tested.**

Reporting lab	Inconclusive	Negative	Positive	Percent positive	Total
CONSULATE HEATH CARE AT WEST ALTAMONTE			4	100%	4
BLACK STALLION WALK IN AND EXERCISE CLINICS LLC		1	3	75%	4
BETTERMED URGENT CARE			4	100%	4
HEARTLAND - CHARLESTON OF HANAHAN SC,		4			4
HARBOUR ISLAND PEDIATRICS LLC			4	100%	4
FHCP – ORMOND BEACH			4	100%	4
BRANDON REGIONAL EMERGENCY CTR			4	100%	4
ENGLE CENTER FOR HEALTH SERVICES		4			4
SOUTH FLORIDA PEDIATRIC PARTNERS			4	100%	4
MEDNOW URGENT CARE		3	1	25%	4
FLORIDA HEALTH CARE PLANS STIRLING CENTER			4	100%	4
CVS MINUTE CLINIC DIAGNOSTIC MED GRP		4			4
MEDICINE SHOPPE #1306 THE		3	1	25%	4
UNIVERSITY OF MIAMI STUDENT HEALTH SERVICE			4	100%	4
PHYSICIANS QUALITY CARE			4	100%	4
BAYLOR ESOTERIC AND MOLECULAR LAB			4	100%	4
FHPG TAMPA PRIMARY CARE			4	100%	4
CFS WELLNESS AND MED SPA LLC			4	100%	4
BRENTWOOD SENIOR LIVING AT ST PETE			4	100%	4
CVS MA217POCT TEWKSBURY		3	1	25%	4
TMH PHYSICIAN PARTNERS SOUTHWOOD		1	3	75%	4
MINUTE CLINIC LLC #1831		4			4
MINUTECLINIC DIAGNOSTIC OF NORTH CARO		4			4
VIDANT MEDICAL CENTER			4	100%	4
MICHIGAN HEALTH CLINIC LABORATORIES		3	1	25%	4
UF HEALTH PATHOLOGY LABORATORIES			4	100%	4
MINUTECLINIC DIAGNOSTIC MED GRP OF SAN		3	1	25%	4
DACH MAIN LAB			4	100%	4
MINUTECLINIC DIAGNOSTIC OF MICHIGAN, P		4			4
SIENA COLLEGE SPORTS MEDICINE CENTER		4			4
HCR ManorCare Greentree		4			4
OMNICARE PHARMACY OF TEXAS 1		4			4
ST JOHN'S RIVERSIDE HOSPITAL		3	1	25%	4
Kroger 124 - The Little Clinic University		3	1	25%	4
HAMPTON ALF AT 24TH ROAD LLC			4	100%	4
BAPTIST HEALTH MEDICAL CENTER			4	100%	4
BUCKINGHAM PLACE ALF		4			4
UNC HOSPITAL/MCLENDON CLINICAL LABORATORIES			4	100%	4
MPG JACKSONVILLE ATLANTIC BLVD		1	3	75%	4
CVS SC4382POCT SPARTANBURG		4			4
CVS PA10825POCT PLYMOUTH MEETING		4			4
CVS OH4499POCT LYNDHURST		2	2	50%	4
HOME DOCS		2	2	50%	4
CVS IN7653POCT EVANSVILLE		3	1	25%	4
PRIMECARE		2	2	50%	4
BELLIN HEALTH LAB		1	3	75%	4
REHABILITATION CENTER OF WINTER PARK,THE			4	100%	4

COVID-19: testing by laboratory

Data through Apr 21, 2021 verified as of Apr 22, 2021 at 09:25 AM

Data in this report are provisional and subject to change.

The numbers in the table below represent the number of Florida and non-Florida residents for whom test results were received by the Department of Health. A person can be tested by more than one laboratory and can have both positive and negative results. **Therefore, the sum of the numbers in each column will be larger than the total number of people tested.**

Reporting lab	Inconclusive	Negative	Positive	Percent positive	Total
WYOMING PUBLIC HEALTH LAB			4	100%	4
CVS CA8850POCT HUNTINGTON BEACH		3	1	25%	4
CVS IN6757POCT COLUMBUS		4			4
NEULIFE NEUROLOGICAL SERVICES LLC			4	100%	4
OKLAHOMA STATE UNIVERSITY DIAGNOSTIC LAB			4	100%	4
MEDEXPRESS URGENT CARE - SOUTH PARKERSBURG		4			4
CVS AZ5026POCT MESA		4			4
DEPARTMENT OF HEALTH AND ENVIRONMENTAL CONTROL			4	100%	4
LAKE MARY PEDIATRICS			4	100%	4
LIFE CARE HOME HEALTH SERVICES LLC		1	3	75%	4
ManorCare Rehabilitation Center- Decatur		4			4
IMIC INC RESEARCH			4	100%	4
CVS IL7017POCT BLOOMINGTON		4			4
MIDDLETON PEDIATRICS			4	100%	4
SIGNATURE CARE MONTROSE		2	2	50%	4
LB Broen Home		4			4
MEDFIRST URGENT CARE			4	100%	4
DEVANSH LAB WERKS		1	3	75%	4
MEDEXPRESS URGENT CARE CHICOPEE		3	1	25%	4
CVS OH4300POCT STRONGSVILLE		4			4
Metro West Nursing and Rehab			4	100%	4
FLORIDA MEDICAL CENTER		1	3	75%	4
SOUTHWESTERN REGIONAL MEDICAL CENTER - TULSA		4			4
ARCPPOINT LABS OF ALTAMONTE SPRINGS		2	2	50%	4
BETHESDA HOSPITAL WEST BLOOD GAS LAB			4	100%	4
WASHINGTON STATE DEPARTMENT OF HEALTH PUBLIC HEALTH LABORATORIES			4	100%	4
MALABAR FAMILY PRACTICE		1	3	75%	4
TOTAL RENAL LAB		3	1	25%	4
BETHPAGE MEDICAL PLLC		4			4
GENUS DIAGNOSTICS			4	100%	4
CVS GA5622POCT DALLAS		3	1	25%	4
AIRPORT CLINIC			4	100%	4
Kroger 125 - The Little Clinic Castle Rock		3	1	25%	4
SUMNER REGIONAL MEDICAL CENTER		3	1	25%	4
ELITE PRIMARY CARE OF WAYCROSS		1	3	75%	4
WALGREENS #3811		1	3	75%	4
VITAL CARE URGENT CARE			4	100%	4
CVS TX3292POCT WYLIE		4			4
State Lab Unspecifd			4	100%	4
BARRANCO CLINIC PA, THE	1	3			4
PILGRIM PHARMACY INC		4			4
MEDAC AT PORTERS NECK			4	100%	4
UAB URGENT CARE CLINIC			4	100%	4
Loretto Health and Rehabilitation Center		4			4
CANDLER HOSPITAL PATHOLOGY LABORATORY		2	2	50%	4
CARENOW-LEBANON		2	2	50%	4
Westminster Manor		3	1	25%	4

COVID-19: testing by laboratory

Data through Apr 21, 2021 verified as of Apr 22, 2021 at 09:25 AM

Data in this report are provisional and subject to change.

The numbers in the table below represent the number of Florida and non-Florida residents for whom test results were received by the Department of Health. A person can be tested by more than one laboratory and can have both positive and negative results. **Therefore, the sum of the numbers in each column will be larger than the total number of people tested.**

Reporting lab	Inconclusive	Negative	Positive	Percent positive	Total
IVY CREEK URGENT CARE OF ENTERPRISE			4	100%	4
CULLMAN REGIONAL URGENT CARE		3	1	25%	4
MEMORIAL HEALTHCARE SYSTEM		1	3	75%	4
LAKESIDE HOSPITAL BELLE GLADE			4	100%	4
PM PEDIATRICS OF SELDEN PLLC		4			4
MINUTE CLINIC DIAGNOSTIC OF VIRGINIA, LLC #6292		3	1	25%	4
UNIVERSITY OF MICHIGAN		2	2	50%	4
LATCHER LABORATORY OF A O FOX MEMORIAL		2	2	50%	4
CULLMAN REGIONAL MEDICAL CENTER		3	1	25%	4
PANCARE HEALTH - PONCE DE LEON			4	100%	4
BARTON MEMORIAL HOSPITAL		3	1	25%	4
VA SALT LAKE CITY HCS		4			4
WILLIAM A HINTON STATE LABORATORY INSTITUTE		1	3	75%	4
RURAL/METRO MIDSOUTH,		4			4
ST. MARY'S HOSPITAL			4	100%	4
SOUTH BAY CORRECTIONAL FACILITY			4	100%	4
CVS MO4850POCT SPRINGFIELD		4			4
HEALTH EXPRESS URGENT CARE		2	2	50%	4
APC PEDIATRICS			4	100%	4
FLORIDA HEART AND VASCULAR			4	100%	4
WOMACK ARMY MEDICAL CENTER			4	100%	4
CVS NH2257POCT MANCHESTER		4			4
MEDEXPRESS URGENT CARE - FORT SMITH		4			4
NEMOURS CHILDREN'S CLINIC			4	100%	4
SONIC REFERENCE LABORATORY			4	100%	4
ST LUCIE COUNTY HEALTH DEPARTMENT		3	1	25%	4
RAS MEDICAL SOLUTIONS, LLC		3	1	25%	4
MEDEXPRESS URGENT CARE - KOKOMO		4			4
Crowne Health Care of Montgomery		4			4
FISHERMEN'S HOSPITAL			4	100%	4
RIVER CITY MEDICAL ASSOCIATES INC			4	100%	4
MEADOWS AT CYPRESS GARDENS, THE		3	1	25%	4
FAMILY MEDICINE AT WINTER PARK			4	100%	4
BAYSTATE MEDICAL CENTER		2	2	50%	4
MINNESOTA DEPARTMENT OF HEALTH LABORATORY	1		3	75%	4
Park Ridge Nursing Center		3	1	25%	4
SOUTHLAND SUITES OF LAKE LAND			4	100%	4
STARMED FAMILY & URGENT CARE			4	100%	4
MEDEXPRESS URGENT CARE - WESTFIELD, E MAIN ST		3	1	25%	4
Kennedy University Hospital -Wash Twp L		4			4
Health Care Center of Jacksonville			4	100%	4
PM PEDIATRICS OF BAYSIDE, PLLC - MANHASSET		4			4
Kroger 895 - The Little Clinic Green Hills		4			4
CVS CA9823POCT SACRAMENTO		4			4
Kroger 186 - The Little Clinic Holiday Manor		3	1	25%	4
ANY LAB TEST FAST CORP		3	1	25%	4
CVS MN6811POCT PLYMOUTH		4			4

COVID-19: testing by laboratory

Data through Apr 21, 2021 verified as of Apr 22, 2021 at 09:25 AM

Data in this report are provisional and subject to change.

The numbers in the table below represent the number of Florida and non-Florida residents for whom test results were received by the Department of Health. A person can be tested by more than one laboratory and can have both positive and negative results. **Therefore, the sum of the numbers in each column will be larger than the total number of people tested.**

Reporting lab	Inconclusive	Negative	Positive	Percent positive	Total
Kroger 959 - The Little Clinic Carmel		4			4
RELIANT ACUTE CARE			4	100%	4
MEDEXPRESS URGENT CARE - TEAYS VALLEY		3	1	25%	4
REFUGE A HEALING PLACE, THE			4	100%	4
Crowne Health Care of Greenville		4			4
ADVENTHEALTH MEDICAL GROUP COMMUNITY MEDICINE		3	1	25%	4
AHC of Mckenzie		4			4
CAREMOUNT MEDICAL PC - BEDFORD URGENT		4			4
EPI			4	100%	4
JFK INTERNAL MEDICINE FACULTY PRACTICE		2	2	50%	4
ARCPOINT LABS OF FORT LAUDERDALE, FL CENTRAL		1	3	75%	4
CAPTAIN JAMES A. LOVELL FEDERAL HEALTHCARE CENTER			4	100%	4
Heartland of Boynton Beach			4	100%	4
CVS NJ715POCT WAYNE		4			4
WINDER NURSING INC DBA WINDER HEALTH CARE		4			4
Sears Coastal Nursing and Rehab		4			4
IMA MEDICAL CENTER OF OVIEDO			4	100%	4
Marian Manor, Inc		4			4
ManorCare Health Services Camp Hill		4			4
INFINITI LABS INC			4	100%	4
SOUTH MIAMI HOSPITAL		1	3	75%	4
INDUSTRY LAB DIAGNOSTIC PARTNERS			4	100%	4
NHC HealthCare, Cookeville		4			4
MEMORIAL HEALTH CARE SYSTEMS			4	100%	4
MINUTECLINIC DIAG OF IND LLC #1367		4			4
STONE CLINICAL LABORATORIES OF FL LLC		4			4
LEON MEDICAL CENTERS, LLC			4	100%	4
CVS CA9963POCT SAN DIEGO		4			4
VA OUTPATIENT PHARMACY			4	100%	4
NEXT BIO RESEARCH SERVICES, LLC		1	3	75%	4
MEDEXPRESS URGENT CARE - WEXFORD		4			4
INTRACOASTAL LABS INC		4			4
COMMUNITY PHYSICIANS OF NORTH PORT PA			4	100%	4
MOBIL LAB FOR ALL INC		4			4
AIREVAC INTERNATIONAL		4			4
ELIZABETH CITY HEALTH & REHABILITATION		4			4
CLINICAL ASSOCIATES OF ORLANDO LLC		4			4
CENTRAL FLORIDA INTERNAL OCCUPATIONAL AND		4			4
WESLEY CHAPEL INTERNAL MEDICINE AND PEDIATRICS			4	100%	4
MIAMI COMMUNITY HEALTH CENTER INC		1	3	75%	4
WALGREENS #03287		4			4
CVS TX8387POCT AUSTIN		4			4
MEDEXPRESS URGENT CARE - WEST ST PAUL, ROBERT ST S		3	1	25%	4
FAMILY MEDICINE AT WATERMAN		4			4
CVS CT750POCT ENFIELD		4			4
CORIZON HEALTH INC			4	100%	4
PANCARE HEALTH YOUNGSTOWN			4	100%	4

COVID-19: testing by laboratory

Data through Apr 21, 2021 verified as of Apr 22, 2021 at 09:25 AM

Data in this report are provisional and subject to change.

The numbers in the table below represent the number of Florida and non-Florida residents for whom test results were received by the Department of Health. A person can be tested by more than one laboratory and can have both positive and negative results. **Therefore, the sum of the numbers in each column will be larger than the total number of people tested.**

Reporting lab	Inconclusive	Negative	Positive	Percent positive	Total
PRESBYTERIAN FAMILY HEALTHCARE-KASEMAN		4			4
PLAINVIEW PRIMARY CARE		4			4
CAREWELL 202			4	100%	4
MERCY HOSPITAL			4	100%	4
SKYLINE UROLOGY		4			4
NYC PUBLIC HEALTH LABS			4	100%	4
ACHN CLINIC			4	100%	4
MARSHFIELD LABORATORIES			4	100%	4
NORTH OKALOOSA CLINIC CORP		1	3	75%	4
THE OASIS ALF		4			4
KENTUCKY CABINET FOR HEALTH AND FAMILY SERVICES			4	100%	4
Mitchell Hollingsworth Nursing and Rehab		3			3
CVS NJ2508POCT MANALAPAN		3			3
CRISP REGIONAL HOSPITAL		3			3
MARYLAND STATE DEPT OF HEALTH	2		1	33%	3
2412 LEBANON PIKE		2	1	33%	3
CLINICAL CARE ASSOCIATES, INC			3	100%	3
CVS PA371POCT PHILADELPHIA		3			3
PRECIDENT FLORIDA		3			3
BARONESS ERLANGER HOSPITAL		3			3
NORTHEAST FLORIDA INTERNAL MEDICINE PA		3			3
PROHEALTH PRIMARY CARE - GLEN OAKS		3			3
Good Samaritan Society - Fairfield Glade		3			3
BNC Medical Investors, LLC Berrien Nursing & Rehabilitation Center		3			3
Walgreens #5984		3			3
ESCO DRUG CO INC		3			3
WYOMING DEPT OF HEALTH			3	100%	3
WALGREENS #11329		3			3
Magnolia Health and Rehab Center			3	100%	3
MAYO		1	2	67%	3
CELEBRATION PRIMARY CARE ASSOCIATES LLC		3			3
PICHARDO CLINIC, THE		1	2	67%	3
AVANTE INVERNESS		1	2	67%	3
CVS PHARMACY INC DBA CVS/PHARMACY #10908		3			3
QUEST DIAGNOSTICS CLINICAL LABORATORIES INC		2	1	33%	3
FRESENIUS KIDNEY CARE			3	100%	3
HAMILTON COUNTY HEALTH DEPARTMENT		3			3
NEBRASKA MEDICAL CENTER			3	100%	3
MEDEXPRESS URGENT CARE - WHEELING		2	1	33%	3
HOPE HEALTH CARE, LLC		3			3
CHILDREN'S HEALTHCARE OF ATLANTA		3			3
SAVANNAH COVE		3			3
LPG PEDIATRICS AT LEHIGH ACRES		2	1	33%	3
SUN TERRACE HEALTH CARE CENTER			3	100%	3
MEMORIAL HERMANN CONSOLIDATED LABORATORY SERVICES			3	100%	3
SOUTH LAKE FAMILY HEALTH CENTER			3	100%	3
NEXTCARE WYOMING LLC			3	100%	3

COVID-19: testing by laboratory

Data through Apr 21, 2021 verified as of Apr 22, 2021 at 09:25 AM

Data in this report are provisional and subject to change.

The numbers in the table below represent the number of Florida and non-Florida residents for whom test results were received by the Department of Health. A person can be tested by more than one laboratory and can have both positive and negative results. **Therefore, the sum of the numbers in each column will be larger than the total number of people tested.**

Reporting lab	Inconclusive	Negative	Positive	Percent positive	Total
MEDEXPRESS-HOUSTON EAST FWY		1	2	67%	3
CVS SC5471POCT LEXINGTON		2	1	33%	3
CVS TX7825POCT FRISCO		2	1	33%	3
TRISTAR WELLNESS, LLC		3			3
ADVANCED URGENT CARE CENTER OF THE UPPER KEYS		1	2	67%	3
PEDIATRICS IN NORTH FLORIDA PA			3	100%	3
St. Josephs Hospital		1	2	67%	3
JOHN KNOX MANOR INC II		2	1	33%	3
VIRGINIA DEPARTMENT OF HEALTH DIVISION OF			3	100%	3
GARCIA MORALES NELSON			3	100%	3
RAJ K PAI MD PA			3	100%	3
BLACKWATER RIVER			3	100%	3
EMERALD TRACE		3			3
RENE F CEDENO DMD PA		3			3
MIDWAY SPECIALTY CARE RX LLC		1	2	67%	3
LOCH HAVEN PEDIATRICS			3	100%	3
GRASSY SPRAIN PHARMACY INC		3			3
BAPTIST PRIMARY CARE FERNANDINA BEACH			3	100%	3
The Good Shepherd		3			3
ST. LUKE'S HOSPITAL - BETHLEHEM CAMPUS		1	2	67%	3
LOYOLA UNIVERSITY MEDICAL CENTER LABORATORY			3	100%	3
Kroger 448 - The Little Clinic Mason		3			3
UHEALTH CORAL SPRINGS			3	100%	3
GROVES CENTER			3	100%	3
FULGENT GENETICS HOUSTON		3			3
MEDEXPRESS URGENT CARE - ROCKAWAY		3			3
SOLERA SPECIALTY PHARMACY LLC		2	1	33%	3
FLORIDA HOSPITAL LABORATORIES		3			3
NYU WINTHROP LABORATORY		3			3
SEMINOLE FAMILY HEALTH CENTER		3			3
CVS AZ7841POCT TUCSON		3			3
HIALEAH SHORES NURSING AND		2	1	33%	3
NC STATE LABORATORY OF PUBLIC HEALTH		3			3
HEPATOLOGY DIAGNOSTIC LAB			3	100%	3
SKIPPACK MEDICAL LAB			3	100%	3
AFC URGENT CARE GUNBARREL			3	100%	3
CVS IN6605POCT INDIANAPOLIS		2	1	33%	3
CLINICA HISPANIA			3	100%	3
JUPITER INTERNAL MEDICINE AND ASSOCIATES			3	100%	3
UNIVERSITY OF MIAMI HOSPITALS & CLINIC			3	100%	3
24TH WEAPONS OF MASS DESTRUCTION - CIVIL SUPPORT		3			3
JOJAN PHARMA INC		3			3
ALABAMA DEPT PUBLIC HEALTH			3	100%	3
WHOLE CHILD PEDIATRICS			3	100%	3
LEGACY ER & URGENT CARE - FRISCO WEST			3	100%	3
CVS CA9858POCT SANTA CLARITA		3			3
Village on the Green			3	100%	3

COVID-19: testing by laboratory

Data through Apr 21, 2021 verified as of Apr 22, 2021 at 09:25 AM

Data in this report are provisional and subject to change.

The numbers in the table below represent the number of Florida and non-Florida residents for whom test results were received by the Department of Health. A person can be tested by more than one laboratory and can have both positive and negative results. **Therefore, the sum of the numbers in each column will be larger than the total number of people tested.**

Reporting lab	Inconclusive	Negative	Positive	Percent positive	Total
Rosedale Green		3			3
CVS NJ1927POCT GREEN BROOK		3			3
VELOCITY CARE			3	100%	3
HELIX URGENT CARE			3	100%	3
LEGACY ER AND URGENT CARE			3	100%	3
WINDERMERE PEDIATRICS			3	100%	3
ADVANCE FAMILY PRACTICE LLC			3	100%	3
GUTHRIE CORNING HOSPITAL LABORATORY		3			3
SCRIPPS CLINIC MEDICAL			3	100%	3
BOLING, STEPHANIE		3			3
CHELSEA NYC LAB		3			3
Hackensack Univ Medical Center At Pasc		2	1	33%	3
TMH REHABILITATION CENTER		3			3
COOPER UNIVERSITY HOSPITAL LABORATORY		2	1	33%	3
TIEHH BIOTERRORISM RESPONSE LAB			3	100%	3
CVS OH2486POCT NILES		1	2	67%	3
Glenis Dr VA Outpatient Clinic		2	1	33%	3
MEDEXPRESS URGENT CARE - CHERRY HILL		3			3
MCGUFFEY HEALTH CARE CENTER INC		3			3
CVS MO10151POCT SPRINGFIELD		2	1	33%	3
CVS MO8555POCT KANSAS CITY		3			3
GONZALEZ MD AND ASWAD MD HEALTH SERVICES			3	100%	3
Medilodge of Montrose		3			3
CVS NE8616POCT LINCOLN		1	2	67%	3
MINUTECLINIC DIAGNOSTIC PA #3344		3			3
CVS CA9145POCT SANTEE		2	1	33%	3
LEE MEMORIAL HOSPITAL BLOOD GAS LAB			3	100%	3
PREMIER FAMILY AND SPORTS MEDICINE		2	1	33%	3
CARENOW-ATASCOCITA			3	100%	3
TIFTON CARECONNECT URGENT CARE			3	100%	3
NEWCARE PRIMARY MEDICINE			3	100%	3
LAHEY CLINIC MEDICAL CENTER			3	100%	3
BROADWAY HEALTH FLORIDA MEDICAL CLINIC URGENT CARE			3	100%	3
AKRON GENERAL MEDICAL CENTER MAIN		3			3
SOUTHEAST GEORGIA HEALTH SYSTEM BRUNS		3			3
MEDEXPRESS URGENT CARE - LAWRENCE		3			3
MARYWOOD NURSING CARE CENTER		3			3
Greystone Health Care Center		3			3
PHYSICIANS CARE INC		1	2	67%	3
HAMILTON MEDICAL CENTER LABORATORY		1	2	67%	3
ROANE MEDICAL CENTER		2	1	33%	3
CVS NV8784POCT LAS VEGAS		2	1	33%	3
C19 LABS			3	100%	3
CVS MA969POCT PALMER		3			3
CVS TX2876POCT PROSPER		3			3
FAMILY FIRST PEDIATRICS			3	100%	3
IP BOISE 1		2	1	33%	3

COVID-19: testing by laboratory

Data through Apr 21, 2021 verified as of Apr 22, 2021 at 09:25 AM

Data in this report are provisional and subject to change.

The numbers in the table below represent the number of Florida and non-Florida residents for whom test results were received by the Department of Health. A person can be tested by more than one laboratory and can have both positive and negative results. **Therefore, the sum of the numbers in each column will be larger than the total number of people tested.**

Reporting lab	Inconclusive	Negative	Positive	Percent positive	Total
ADVENTHEALTH SEBRING- INFECTION CONTROL DEPARTMENT			3	100%	3
CVS PA7611POCT ALLISON PARK		3			3
CVS IL2788POCT BUFFALO GROVE		3			3
OMNI HEALTHCARE INC		1	2	67%	3
BRADENTON PHYSICIAN MEDICAL CENTER			3	100%	3
BROOKDALE OAKBRIDGE		1	2	67%	3
MINUTECLINIC DIAGNOSTIC, PA		3			3
CVS GA5637POCT VILLA RICA		3			3
CARECENTER PHARMACY, LLC		3			3
TEMPUS_LABS			3	100%	3
NORTHCREST MEDICAL CENTER		1	2	67%	3
ROYAL PALM RETIREMENT CENTRE		3			3
NORTH DAKOTA DEPT OF HEALTH MICROBIOLOGY		1	2	67%	3
MEDEXPRESS URGENT CARE-BLOOMFIELD AVEN		2	1	33%	3
Kroger 592 - The Little Clinic Alexander Plaza		2	1	33%	3
MEDIC INFUSION PA		3			3
CVS TX7675POCT RED OAK		1	2	67%	3
MINUTECLINIC DIAGNOSTIC OF NEVADA-9586		2	1	33%	3
CVS HEALTH, #5962		3			3
MISSISSIPPI CARE CENTER OF DEKALB LLC		3			3
CVS NC7548POCT FUQUAY VARINA		2	1	33%	3
WALGREENS NO 19542		3			3
THE DOCTORS OFFICE OF BRICK, LLC		3			3
MEDEXPRESS URGENT CARE, HANOVER		2	1	33%	3
EFFINGHAM HOSP, INC, DBA EFFINGHAM HEALTH		3			3
OLYMPUS HEALTH AND PERFORMANCE			3	100%	3
CVS MN663POCT APPLE VALLEY		2	1	33%	3
Kroger 388 - The Little Clinic Braelinn Village		3			3
Concordia Village of Tampa			3	100%	3
Lebanon VAMC		2	1	33%	3
CVS CA9485POCT MISSION VIEJO		3			3
WINDSOR AT OCALA		2	1	33%	3
CVS AZ7263POCT PHOENIX		3			3
CVS MINUTE CLINIC		1	2	67%	3
TUFTS MEDICAL CENTER			3	100%	3
MEDICAL CENTER OF THE ROCKIES			3	100%	3
CORMEUM LAB SERVICES, LLC			3	100%	3
Kroger 571 - The Little Clinic Hendersonville		1	2	67%	3
RIVERSIDE METHODIST HOSPITAL LAB			3	100%	3
TMH PHYSICIAN PARTNERS BLOUNTSTOWN			3	100%	3
OHIO HEALTH DOCTORS HOSPITAL			3	100%	3
DOCTOR 4 U CLINIC		1	2	67%	3
MEDEXPRESS URGENT CARE - TOTOWA		3			3
GYN PATH SERVICES			3	100%	3
SIGNATURE CARE PFLUGERVILLE			3	100%	3
HOMELAND CENTER		3			3
SERENADES BY SONATA		1	2	67%	3

COVID-19: testing by laboratory

Data through Apr 21, 2021 verified as of Apr 22, 2021 at 09:25 AM

Data in this report are provisional and subject to change.

The numbers in the table below represent the number of Florida and non-Florida residents for whom test results were received by the Department of Health. A person can be tested by more than one laboratory and can have both positive and negative results. **Therefore, the sum of the numbers in each column will be larger than the total number of people tested.**

Reporting lab	Inconclusive	Negative	Positive	Percent positive	Total
ALLIANCE LABS @LRMC			3	100%	3
TAYLOR MANOR		1	2	67%	3
BROOME COUNTY HEALTH DEPARTMENT		2	1	33%	3
Fort Gaines Health and Rehab		3			3
WEILL CORNELL MEDICAL ASSOCIATES - EAST SIDE		3			3
BETHESDA HOSPITAL EAST BLOOD GAS LAB			3	100%	3
ORCHID COVE DAYTONA			3	100%	3
UHEALTH JACKSON URGENT CARE - CUTLER BAY		1	2	67%	3
Birchaven		3			3
LRHS Florida Poly Tech		3			3
ERIE COUNTY PUBLIC HEALTH CLINICAL		3			3
SPARROW CENTRAL LAB			3	100%	3
OPP HEALTH AND REHABILITATION		3			3
MARION OAKS ASSISTED LIVING		3			3
CHEROKEE COUNTY HEALTH AND REHAB CENTER		3			3
SINAI POST ACUTE NURSING AND REHAB CE		3			3
MINUTECLINIC DIAG OF IND, LLC #5369		2	1	33%	3
LITTLE SPURS PEDIATRIC URGENT CARE		1	2	67%	3
UNITY HEALTH AND REHABILITATION CENTER			3	100%	3
CVS NM7242POCT ALBUQUERQUE		3			3
HILLVIEW LABORATORY			3	100%	3
WEST TN HEALTH MED NORTH		3			3
CROSSROADS URGENT CARE PLLC		3			3
HOUSTON MEDICAL CENTER			3	100%	3
CVS AZ7075POCT CHANDLER		3			3
ANN STORCK CENTER INC		3			3
MEMORIAL HEALTH UNIVERSITY MEDICAL CENTER			3	100%	3
WAL-MART STORES EAST LP		2	1	33%	3
DOCTORS HOSPITAL RENAISSANCE			3	100%	3
HELIX LW UC		1	2	67%	3
F W HUSTON MEDICAL CENTER SENIOR LIVIN		3			3
PINELLAS CHD - CLEARWATER		2	1	33%	3
HELGEMO & LIOU PEDIATRICS			3	100%	3
YATES COUNTY PUBLIC HEALTH		3			3
ADVENT HEALTH MEDICAL GROUP FAMILY MEDICINE			3	100%	3
NORTHERN LIGHT LABORATORY		1	2	67%	3
RCA LABORATORY SERVICES LLC			3	100%	3
ASPEN VALLEY HOSPITAL			3	100%	3
AZALEALAND NURSING HOME		3			3
Kroger 522 - The Little Clinic Gahanna		2	1	33%	3
TRUE HEALTH – LAKE UNDERHILL		3			3
Domiciliary Rehab & Residential Treatment Program		3			3
DOUGLASVILLE NURSING AND REHABILITATIO		3			3
HELIX BIOMEDICS LLC			3	100%	3
PHYSICIANS MEDICAL CENTER		3			3
PEDIATRICS AND ADOLESCENT MEDICINE		2	1	33%	3
LUCID LABORATORY SERVICES		3			3

COVID-19: testing by laboratory

Data through Apr 21, 2021 verified as of Apr 22, 2021 at 09:25 AM

Data in this report are provisional and subject to change.

The numbers in the table below represent the number of Florida and non-Florida residents for whom test results were received by the Department of Health. A person can be tested by more than one laboratory and can have both positive and negative results. **Therefore, the sum of the numbers in each column will be larger than the total number of people tested.**

Reporting lab	Inconclusive	Negative	Positive	Percent positive	Total
WALGREENS #07502		3			3
MED FUSION			3	100%	3
VICAR'S LANDING NURSING HOME		2	1	33%	3
PATHOLOGY REFERENCE LAB LLC			3	100%	3
MEDEXPRESS URGENT CARE - RICHMOND, W BROAD ST		3			3
WELLSTAR URGENT CARE SHALLOWFORD		1	2	67%	3
PROMPT CARE OF CENTRAL FLORIDA LLC			3	100%	3
LIFEGUARD AMBULANCE SERVICE LLC - BAY COUNTY			3	100%	3
NEMOURS CHILDRENS PRIMARY CARE MAITLAND			3	100%	3
Huntington Health Care and Rehabilitation Center		3			3
THE DOCTOR'S OFFICE OF WEST CALDWELL		3			3
EAST NAPLES PEDIATRICS			3	100%	3
LINCOLN MEDICAL CENTER		3			3
WILLIAM S MIDDLETON MEMORIAL VET HOSP		3			3
HUMC		1	2	67%	3
OPTUM PRIMARY CARE - SILVER LAKES			3	100%	3
MINUTECLINIC, LLC #07876		2	1	33%	3
MAYO CLINIC BEACHES PRIMARY CARE CTR		3			3
MT CARMEL PHARMACY INC		3			3
CVS OH3329POCT LAKEWOOD		3			3
CABELL HUNTINGTON HOSPITAL CLINICAL LAB			3	100%	3
YORK HOSPITAL - LABORATORY			3	100%	3
Florida Baptist Retirement Center		1	2	67%	3
ALOHA HOME CARE LLC DBA ACCENTCARE HOME HEALTH OF		3			3
MINUTECLINIC DIAGNOSTIC OF VIRGINIA, LLC #392		3			3
MEDICAL CITY DALLAS HOSPITAL			3	100%	3
SOUTHCARE PHARMACY INC		1	2	67%	3
EVERGREEN WOODS HEALTH & REHAB CENTER		2	1	33%	3
MURFREESBORO MEDICAL CLINIC		3			3
EMORY CRAWFORD LONG HOSPITAL			3	100%	3
ACCESS LABORATORIES LLC			3	100%	3
MEDEXPRESS URGENT CARE - CEDAR KNOLLS		3			3
UK HEALTHCARE			3	100%	3
OCEAN MEDICAL CENTER		2	1	33%	3
MINUTECLINIC DIAGNOSTIC OF TEXAS, LLC #7435		2	1	33%	3
MARRA'S PHARMACY		3			3
PRISMA HEALTH MIDLANDS			3	100%	3
WEST COCOA PHARMACY			3	100%	3
MINUTECLINIC DIAGNOSTIC OF NEW MEXICO LLC #7552		3			3
Granville Center	1	2			3
BROOKDALE ALTAMONTE SPRINGS			3	100%	3
CVS RI326POCT NORTH SMITHFIELD		3			3
ADRIANA M CASTRO MD PA		3			3
PUBLIC HEALTH TRUST OF MIAMI DADE COUNTY			3	100%	3
JACKSONVILLE VA OPC			3	100%	3
Medilodge of Alpena		3			3
CVS MI8091POCT FRASER		2	1	33%	3

COVID-19: testing by laboratory

Data through Apr 21, 2021 verified as of Apr 22, 2021 at 09:25 AM

Data in this report are provisional and subject to change.

The numbers in the table below represent the number of Florida and non-Florida residents for whom test results were received by the Department of Health. A person can be tested by more than one laboratory and can have both positive and negative results. **Therefore, the sum of the numbers in each column will be larger than the total number of people tested.**

Reporting lab	Inconclusive	Negative	Positive	Percent positive	Total
CVS TX19POCT SPRING		3			3
MARLBORO URGENT CARE		3			3
CENTRAL DUPAGE HOSPITAL			3	100%	3
Kroger 758 - The Little Clinic Providence		3			3
ADVENTHEALTH WATERMAN COMMUNITY CLINIC			3	100%	3
EASTMAN HEALTHCARE & REHAB		3			3
CAMPAZZI CONCIERGE MEDICAL SERVICES		2	1	33%	3
KIDSVILLE PEDIATRICS IV PA		1	2	67%	3
CVS PA1657POCT YORK		2	1	33%	3
SAN JUAN REGIONAL MEDICAL CENTER		3			3
EASTERN NEW MEXICO MEDICAL CENTER		3			3
EXPEDIAN URGENT CARE			3	100%	3
MEDEXPRESS URGENT CARE-SELINGSGROVE		2	1	33%	3
WOODMARK AT UPTOWN ASSISTED LIVING		3			3
AUSTIN PUBLIC HEALTH			3	100%	3
BASCOM PALMER EYE INSTITUTE			3	100%	3
CROSSVILLE MEDICAL GROUP		1	2	67%	3
NORTH CAROLINA DEPT OF HEALTH & HUMAN SRVCS STATE LAB OF PUBLIC HEALTH			3	100%	3
MEDICAL CENTER OF CENTRAL GEORGIA			3	100%	3
NASSAU COUNTY HEALTH DEPARTMENT		3			3
GENDERXPRESS/PICTURE ME PERFECT IMAGING			3	100%	3
COMMUNITY MEDICAL CENTER			3	100%	3
CVS SC2497POCT LEXINGTON		3			3
CAPTIAL REGIONAL MEDICAL CENTER			3	100%	3
PEDIATRICS BY THE SEA JOG RD OFFICE			3	100%	3
FLORIDA HOSPITAL PHYSICIANS GROUP		1	2	67%	3
VIRTUA MEMORIAL HOSPITAL BURLINGTON COUNTY		1	2	67%	3
SOFTCELL L-FORM LABORATORIES, LLC			3	100%	3
Kroger 093 - The Little Clinic Stapleton		2	1	33%	3
BROOKDALE SENIOR LIVING			3	100%	3
OPENTRONS PRL		2	1	33%	3
CUMBERLAND MEDICAL CENTER INC		3			3
FLORIDA GASTROENTEROLOGY ASSOCIATES PA		3			3
NASON HOSPITAL			3	100%	3
ACCESS HEALTH CARE		2	1	33%	3
IOWA DEPARTMENT OF PUBLIC HEALTH			3	100%	3
MANORCARE NURSING & REHABILITATION CENTER-NAPLES		3			3
MC DIAGNOSTIC OF CONNECTICUT, PC #252		2	1	33%	3
NEMOURS CHILDREN'S URGENT CARE LAKE NONA			3	100%	3
BAYSHORE MEDICAL CENTER LABORATORY		3			3
INTERNAL MEDICINE AND WOUND CARE SPECIALIST LLC		3			3
FLORIDA LABORATORY ANALYSIS, LLC			3	100%	3
PENSACOLA MEDICAL CLINIC LLC			3	100%	3
ADVANCED MEDICAL RESEARCH CENTER LLC			3	100%	3
NEBRASKA DEPARTMENT OF HEALTH AND HUMAN SERVICES			3	100%	3
NOVA SOUTHEASTERN UNIVERSITY		2	1	33%	3
CVS MA1945POCT HANOVER		3			3

COVID-19: testing by laboratory

Data through Apr 21, 2021 verified as of Apr 22, 2021 at 09:25 AM

Data in this report are provisional and subject to change.

The numbers in the table below represent the number of Florida and non-Florida residents for whom test results were received by the Department of Health. A person can be tested by more than one laboratory and can have both positive and negative results. **Therefore, the sum of the numbers in each column will be larger than the total number of people tested.**

Reporting lab	Inconclusive	Negative	Positive	Percent positive	Total
CTRS			3	100%	3
JS HEALTHCARE		2	1	33%	3
QUEST DIAGNOSTICS INCORPORATED	1		2	67%	3
SURETOX LABORATORY LLC		2	1	33%	3
CVS IN6608POCT NEW PALESTINE		1	2	67%	3
CATSKILL REGIONAL MEDICAL CENTER		3			3
FAMILY CARE SPECIALISTS OF ORLANDO			3	100%	3
EXETER HOSPITAL		3			3
VIRGINIA DIVISION OF CONSOLIDATED LABORATORIES			3	100%	3
STRINGFELLOW MEMORIAL HOSPITAL		3			3
THE CENTER FOR DISCOVERY		3			3
CVS IL4778POCT EVANSTON		3			3
MEDEXPRESS URGENT CARE - HACKETTSTOWN		2	1	33%	3
CVS AZ1720POCT QUEEN CREEK		3			3
SHANDS AT LAKE SHORE LAB		1	2	67%	3
Westside Terrace		3			3
ATLANTIS OUTPATIENT CENTER		3			3
PEACE OF MIND REHAB CENTER		3			3
CANOPY AT HARPER LAKE, THE			3	100%	3
FLAGLER FAMILY MEDICINE PA			3	100%	3
HARBORCHASE OF STUART			3	100%	3
Wynfield Park Health and Rehabilitation		3			3
MEDEXPRESS URGENT CARE, HERMITAGE		1	2	67%	3
SUMMIT MEDICAL GROUP – WEST ORANGE		3			3
QUALITY LABORATORY SERVICE		2	1	33%	3
UC CORAL GABLES		1	2	67%	3
NASSAU COUNTY HEALTH DEPARTMENT-FERNANDINA BEACH C		3			3
NEW GEN LABS			3	100%	3
COVENANT PEDIATRICS		1	2	67%	3
UNIVERSITY OF KANSAS MEDICAL CENTER			3	100%	3
ACL LABORATORIES INDUSTRIAL TOXICOLOGY			3	100%	3
MONTANA PUBLIC HEALTH LAB			3	100%	3
EAST TENNESSEE CHILDREN'S HOSPITAL		2	1	33%	3
THOMAS LANGLEY			3	100%	3
MEDEXPRESS URGENT CARE - NORTH LITTLE		2	1	33%	3
Kings County Hospital Center			3	100%	3
GREATER MOBILE URGENT CARE – SPRINGHILL			3	100%	3
MINUTECLINIC, LLC #05891		2	1	33%	3
CHILDREN'S HEALTHCARE OF ATLANTA AT EG		3			3
Maryfield Inc. dba Pennybyrn		3			3
CVS NC2749POCT CONCORD		3			3
GEISINGER COMMUNITY MEDICAL CENTER			3	100%	3
SUNDALE NURSING HOME		3			3
CENTURY LINK SPORTS COMPLEX			3	100%	3
PLANT CITY FAMILY CARE		3			3
Kroger 635 - The Little Clinic Dacula		3			3
MEDEXPRESS URGENT CARE - TOPEKA, SW WANAMAKER RD		3			3

COVID-19: testing by laboratory

Data through Apr 21, 2021 verified as of Apr 22, 2021 at 09:25 AM

Data in this report are provisional and subject to change.

The numbers in the table below represent the number of Florida and non-Florida residents for whom test results were received by the Department of Health. A person can be tested by more than one laboratory and can have both positive and negative results. **Therefore, the sum of the numbers in each column will be larger than the total number of people tested.**

Reporting lab	Inconclusive	Negative	Positive	Percent positive	Total
INTERNAL MEDICINE & PEDIATRICS WELLNESS CENTER			3	100%	3
CONCENTRA - PLANTATION		3			3
Arbors at Marietta		3			3
AMI ST FRANCIS HOSPITAL LABORATORY		2	1	33%	3
UNIVERSITY HEALTH SERVICES RIVER CAMPUS		2	1	33%	3
CVS TX7156POCT RICHARDSON		3			3
CVS PA7132POCT THORNDALE		3			3
CVS OK6225POCT EDMOND		3			3
CORNERSTONE DRUG AND GIFT INC		3			3
CVS NE5714POCT OMAHA		2	1	33%	3
Orchid Cove at Naples			3	100%	3
VALHALLA MEDICS		3			3
NEWSTAR MEDICAL LABORATORIES		3			3
MEDEXPRESS URGENT CARE-CLOQUET		3			3
INTERCOASTAL FAMILY PRATICE		1	2	67%	3
NORTHWEST FLORIDA CLINICAL LAB		1	2	67%	3
COMMUNITY HEALTH CENTERS OF PINELLAS, INC		1	2	67%	3
NORTH NAPLES HOSPITAL RESPIRATORY THERAPY DEPARTMENT			3	100%	3
HALIFAX HEALTH CARE FOR WOMEN		3			3
CVS MA1006POCT BROCKTON		3			3
BAPTIST OUTPATIENT SERVICES			3	100%	3
CVS MA299POCT WORCESTER		3			3
MID FLORIDA CLINICAL LABORATORY		2	1	33%	3
CVS OH6167POCT ASHLAND		3			3
MINUTECLINIC DIAGNOSTIC OF WISCONSIN,		3			3
AFFORDABLE PRIMARY CARE LLC		3			3
320 S TRANSIT ST		3			3
USCG ABBOTT BINAXNOW		2	1	33%	3
CLEARWATER		2	1	33%	3
ESTERO FIRE RESCUE		3			3
HOUSTON METHODIST HOSPITAL			3	100%	3
Michael J Crescenz VA Outpatient Dialysis Center		3			3
DASCENA LAB			3	100%	3
15 TO KNOW			3	100%	3
CORTLAND COUNTY HEALTH DEPARTMENT		3			3
HARBORCHASE OF GAINESVILLE			3	100%	3
HEALTH AND WELLNESS URGENT CARE LLC			3	100%	3
ASPIRUS WAUSAU HOSPITAL			3	100%	3
HEALTH EXPRESS		3			3
BAPTIST PRIMARY CARE, INC.		2	1	33%	3
WALGREENS # 09788		3			3
WALGREENS #05477		3			3
LEE CONVENIENT CARE AT SUMMERLIN			3	100%	3
FIRST CARE - MIDDLESBORO			3	100%	3
ONslow MEMORIAL HOSPITAL LABORATORY		3			3
TARRANT COUNTY PUBLIC HEALTH		3			3
Cleveland Clinic Weston			3	100%	3

COVID-19: testing by laboratory

Data through Apr 21, 2021 verified as of Apr 22, 2021 at 09:25 AM

Data in this report are provisional and subject to change.

The numbers in the table below represent the number of Florida and non-Florida residents for whom test results were received by the Department of Health. A person can be tested by more than one laboratory and can have both positive and negative results. **Therefore, the sum of the numbers in each column will be larger than the total number of people tested.**

Reporting lab	Inconclusive	Negative	Positive	Percent positive	Total
CARESPOT-WELLINGTON			3	100%	3
OLEAN GENERAL HOSPITAL		3			3
Wilkes-Barre VAMC		3			3
MEDFUSION		2	1	33%	3
CVS MA654POCT ACTON		3			3
Louis Stokes Cleveland VA - Midtown Dialysis Center		3			3
NATIONAL JEWISH HEALTH			3	100%	3
CVS KY2332POCT GEORGETOWN		2	1	33%	3
Glenview Terrace Nursing Center		3			3
SANFORD MOBILE LAB			3	100%	3
LAB PLUS, LLC AT ASCENSION SAINT THOMA		3			3
NEW YORK STATE DEPARTMENT OF HEALTH		1	2	67%	3
MID-FLORIDA PATHOLOGY LLC - MOBILE UNIT # 3		1	2	67%	3
FLORIDA MEDICAL ASSOCIATES		3			3
CVS IL2297144CV CHICAGO		3			3
TERRACE OF ST CLOUD, THE		2	1	33%	3
VA OUTPATIENT CLINIC-NEW PORT RICHEY			3	100%	3
CANOPY PEDIATRICS		3			3
MINUTECLINIC DIAG OF IND, LLC #6908		3			3
FLORIDA MENTOR-POINT WEST CLUSTER		3			3
MEDEXPRESS URGENT CARE-CHIPPEWA		2	1	33%	3
NORTHWELL HEALTH			3	100%	3
PINELLAS PARK HEALTH CENTER - PINELLAS CHD		1	2	67%	3
Grandview Health Care Center		3			3
STARLING AT SAN JOSE			3	100%	3
ADVENTHEALTH MEDICAL GROUP PEDIATRICS AT APOPKA		3			3
ORLANDO AIRPORT DIALYSIS		3			3
OHIO DEPARTMENT OF HEALTH LABORATORY		2	1	33%	3
MEDEXPRESS URGENT CARE - ANDERSON		3			3
MERCY HEALTH			3	100%	3
INSPIRA MEDICAL CENTER VINELAND LAB		2	1	33%	3
NORTH SHORE HOSP. INFECTION CONTROL			3	100%	3
ACCESS 365 URGENT CARE LLC		1	2	67%	3
MINUTECLINIC DIAGNOSTIC MEDICAL		3			3
PIEDMONT ROCKDALE HOSPITAL		2	1	33%	3
LIVINGSTON COUNTY DEPT OF HEALTH REPRO			3	100%	3
ST. PETERSBURG PEDIATRICS- 38TH AVENUE			3	100%	3
LEESBURG COMMUNITY HEALTH CENTERS			3	100%	3
CVS MO5727POCT PLATTE CITY		3			3
CVS CA9492POCT YORBA LINDA		3			3
MINUTECLINIC, LLC #05814		3			3
BOSTON MEDICAL CENTER			3	100%	3
DEBORAH HEART AND LUNG CENTER		3			3
SOUTHEASTERN IMMEDIATE CARE- MILLEDGEVILLE GA			3	100%	3
ADVANCED PEDIATRICS			3	100%	3
MEDEXPRESS URGENT CARE - LITTLE ROCK		2	1	33%	3
THE PATHOLOGY LABORATORY		1	2	67%	3

COVID-19: testing by laboratory

Data through Apr 21, 2021 verified as of Apr 22, 2021 at 09:25 AM

Data in this report are provisional and subject to change.

The numbers in the table below represent the number of Florida and non-Florida residents for whom test results were received by the Department of Health. A person can be tested by more than one laboratory and can have both positive and negative results. **Therefore, the sum of the numbers in each column will be larger than the total number of people tested.**

Reporting lab	Inconclusive	Negative	Positive	Percent positive	Total
SENTARA NORFOLK GENERAL HOSPITAL CENTRAL LAB			3	100%	3
ALLEGHENY GENERAL HOSPITAL			3	100%	3
PANCARE HEALTH - FRANKLIN CO			3	100%	3
PARRISH MEDICAL CENTER-WAIVED TESTING		3			3
CVS OH4359POCT HUDSON		3			3
Kroger 627 - The Little Clinic Castleberry		2	1	33%	3
HOME CARE PHARMACY OF PALM COAST INC		3			3
GINKGO-IXLAYER		3			3
CVS CT288POCT BRISTOL		2	1	33%	3
AFC URGENT CARE/FARRAGUT			3	100%	3
TAMPA		1	2	67%	3
FREDERICK MEMORIAL HOSPITAL			3	100%	3
FOUR WINDS BEHAVIORAL HEALTH		3			3
NEMOURS CHILDRENS PRIMARY CARE HORIZON WEST			3	100%	3
MARTIN MEDICAL CENTER INC		1	2	67%	3
CVS KS676POCT LAWRENCE		2	1	33%	3
SISD EMPLOYEE HEALTH CLINIC			3	100%	3
Broadview Multi-Care Center		3			3
KISSIMMEE URGENT CARE		3			3
EASTSIDE MEDICAL CENTER		3			3
FAST PACE URGENT CARE			3	100%	3
CVS MA920POCT CLINTON		3			3
MEMORIAL HERMANN			3	100%	3
SOFTLAB			3	100%	3
CVS IL2798POCT CHICAGO		1	2	67%	3
FELICIDAD MEDICAL CENTER INC			3	100%	3
ADVENTHEALTH IMAGING LAKE NONA		1	2	67%	3
CVS IL3163POCT OAK PARK		3			3
JERSEY IRISH MEDICAL (DBA AFC URGENT C		2	1	33%	3
LIFE CARE CENTER OF SKAGIT VALLEY		3			3
MEDEXPRESS URGENT CARE, BELLE VERNON		3			3
MEDEXPRESS URGENT CARE GREENSBURG		2	1	33%	3
CAREHERE LLC			3	100%	3
EVENING PEDIATRICS INC		1	2	67%	3
HEALTH FIRST MEDICAL GROUP			3	100%	3
MUNSON MEDICAL CENTER			3	100%	3
UNIVERSITY URGENT CARE			3	100%	3
GREENTREE MEDICAL CENTER			3	100%	3
ADVICE FOR OPTIMAL WELLNESS, INC			3	100%	3
RAPID CITY RUGENT CARE			3	100%	3
CERTIVIA LABORATORIES			3	100%	3
LEXINGTON MEDICAL CENTER		1	2	67%	3
GULF COAST IMMEDIATE CARE CENTER		1	2	67%	3
COL CROSSROAD		1	2	67%	3
MEDEXPRESS URGENT CARE - JEANNETTE		3			3
SCIENTIFIC LABORATORY DIVISION			3	100%	3
ADVENTHEALTH MEDICAL GROUP ADULT AND SENIOR HEALTH			3	100%	3

COVID-19: testing by laboratory

Data through Apr 21, 2021 verified as of Apr 22, 2021 at 09:25 AM

Data in this report are provisional and subject to change.

The numbers in the table below represent the number of Florida and non-Florida residents for whom test results were received by the Department of Health. A person can be tested by more than one laboratory and can have both positive and negative results. **Therefore, the sum of the numbers in each column will be larger than the total number of people tested.**

Reporting lab	Inconclusive	Negative	Positive	Percent positive	Total
Kroger 387 - The Little Clinic Hubbards Lane		3			3
NORTH BROWARD HOSPITAL DISTRICT HEALTHCARE FOR THE HOMELESS			3	100%	3
CVS CA9803POCT RIVERSIDE		3			3
RICHMOND CITY DEPARTMENT OF PUBLIC HEALTH			3	100%	3
HARBOUR'S EDGE		2	1	33%	3
NHC DICKSON		3			3
STVHCS - Dental Outpatient Clinic		3			3
FAMILY TREE MEDICAL GROUP PA		2	1	33%	3
Englewood Health and Rehab			3	100%	3
RIGHT AT HOME			3	100%	3
LAURELLWOOD NURSING CENTER		1	2	67%	3
CVS TN7144POCT BARTLETT		3			3
PRIMARY CARE CENTER OF LAKE CITY, THE			3	100%	3
BAPTIST HEALTH SURGERY CENTER AT NORTHPOINT			3	100%	3
PROPATH			3	100%	3
URGENT DOC - URGENT CARE CLINIC			3	100%	3
CVS CA9103POCT ESCONDIDO		3			3
PREMIER CLINICAL RESEARCH INSTITUTE INC			3	100%	3
AVALON MEDICAL GROUP		1	2	67%	3
CVS IL8753POCT CHICAGO		3			3
HOLY CITY MED URGENT CARE			3	100%	3
MEDEXPRESS URGENT CARE-WILKINS TOWNSHIP, WILLIAM PENN HIGHWAY		3			3
HEALGEN SCIENTIFIC			3	100%	3
Lakeview Village		3			3
Gracemore Nursing and Rehab		3			3
COASTAL SKIN SURGERY AND DERMATOLOGY PL		3			3
Bainbridge Health and Rehab		3			3
EXPRESSCARE URGENT CARE CENTER			3	100%	3
BROOKDALE LAKE MARY			3	100%	3
MEDEXPRESS URGENT CARE-ARLINGTON		2	1	33%	3
CCRX OF NORTH CAROLINA, LLC		2	1	33%	3
CALLE OCHO DIALYSIS			3	100%	3
PARKLAND HEALTH & HOSPITAL			3	100%	3
MANATEE URGENT CARE LLC			3	100%	3
VA PRIMARY CARE ANNEX			3	100%	3
CGH MEDICAL CENTER			3	100%	3
CARTERSVILLE MEDICAL CENTER		1	2	67%	3
WALGREENS #10264		3			3
HOCHBERG LOWER SCHOOL		3			3
COMMUNICABLE DISEASE CONTROL/PUBLIC HEALTH EMERGENCY PREPAREDNESS			3	100%	3
CONCENTRA - ORLANDO SOUTH II		3			3
US SPECIALTY LABS			3	100%	3
HEALTH SENTRY			3	100%	3
CROWNE HEALTH CARE OF FORT PAYNE		2	1	33%	3
MINUTECLINIC DIAGNOSTIC OF PA LLC		3			3
SSM HEALTH ST LOUIS MICROBIOLOGY LABORATORY		1	2	67%	3
Kroger 768 - The Little Clinic Leestown Rd		2	1	33%	3

COVID-19: testing by laboratory

Data through Apr 21, 2021 verified as of Apr 22, 2021 at 09:25 AM

Data in this report are provisional and subject to change.

The numbers in the table below represent the number of Florida and non-Florida residents for whom test results were received by the Department of Health. A person can be tested by more than one laboratory and can have both positive and negative results. **Therefore, the sum of the numbers in each column will be larger than the total number of people tested.**

Reporting lab	Inconclusive	Negative	Positive	Percent positive	Total
APEX CLINICAL LABORATORIES INC		3			3
BEEBE MEDICAL CENTER LABORATORY		3			3
SOUTH COUNTY MENTAL HEALTH CENTER INC			3	100%	3
THE OASIS BEACHSIDE		3			3
MEDICAL SERVICES OF AMERICA HOME HEALTH		3			3
MEDEXPRESS URGENT CARE - HADLEY		3			3
MINUTECLINIC LLC #5010		3			3
MINUTECLINIC DIAGNOSTIC OF OHIO #6192		3			3
SCHIFF CENTER FOR LIVER DISEASES		1	2	67%	3
CVS PA2687POCT EXTON		3			3
BOONES CREEK URGENT CARE		1	2	67%	3
MEDEXPRESS URGENT CARE - RUNNEMEDE		1	2	67%	3
TAMPA INTERNATIONAL AIRPORT			3	100%	3
ISLAND NURSING HOME		2	1	33%	3
MEDEXPRESS URGENT CARE-SALINA, S 9TH ST		3			3
SPRING LAKE REHABILITATION CENTER			3	100%	3
SUPER HEALTH PHARMACY LLC		3			3
PREMIER MOBILE HEALTH SERVICES, LLC		1	2	67%	3
CLARA MAASS TRANSITIONAL CARE UNIT		3			3
SANIBEL MEDICAL CLINIC		1	2	67%	3
ALLIED PHYSICIANS GROUP PLLC		3			3
CVS – MINUTECLINIC			2	100%	2
RIVER CITY MEDICAL ASSOCIATES, INC			2	100%	2
KAP MEDICAL GROUP, LLC			2	100%	2
CIGNA GATEWAY			2	100%	2
HOLY TRINITY PHARMACY LLC		2			2
VALUE DRUGS BRONXVILLE INC		2			2
MEDCARE		2			2
MEDERI CARETENDERS		1	1	50%	2
MINUTECLINIC DIAGNOSTIC PA #7110		2			2
CLEMENT J ZABLOCKI VAMC		2			2
The Friendly Home		2			2
APPLING NURSING & REHABILITATION PAVIL		2			2
MADISON HOSPITAL LABORATORY			2	100%	2
CVS CA9497POCT IRVINE		2			2
UNITED MEMORIAL MEDICAL CENTER			2	100%	2
FHPG SURGICAL ASSOCIATES OF EAST PASCO			2	100%	2
ASPIRUS RIVERVIEW HOSPITAL & CLINICS INC		1	1	50%	2
NORTH MCALLEN PEDIATRIC CENTER			2	100%	2
BAPTIST HEALTH LEXINGTON			2	100%	2
BOND & STEELE CLINIC, PA			2	100%	2
GULFCOAST JEWISH FAMILY			2	100%	2
IM&P WELLNES CENTER			2	100%	2
PHOEBE SUMTER MEDICAL CENTER LABORATORY		2			2
Hartwell Health and Rehabilitation		2			2
FLORIDA MEDICAL CLINIC CARDIOLOGY-ZH			2	100%	2
Beth Sholom Home of Eastern Virginia		1	1	50%	2

COVID-19: testing by laboratory

Data through Apr 21, 2021 verified as of Apr 22, 2021 at 09:25 AM

Data in this report are provisional and subject to change.

The numbers in the table below represent the number of Florida and non-Florida residents for whom test results were received by the Department of Health. A person can be tested by more than one laboratory and can have both positive and negative results. **Therefore, the sum of the numbers in each column will be larger than the total number of people tested.**

Reporting lab	Inconclusive	Negative	Positive	Percent positive	Total
LABTOX LABORATORIES			2	100%	2
MAYO CLINIC GROUP PRACTICE LABORATORY			2	100%	2
AUSTIN REGIONAL CLINIC MICROBIOLOGY LAB			2	100%	2
LAWRENCE GENERAL HOSPITAL			2	100%	2
SYLVAN NURSING			2	100%	2
RANDOLPH COUNTY HEALTH & REHABILITATIO		2			2
COLUMBIA COTTAGE		2			2
METROHEALTH SYSTEM			2	100%	2
KEATING SPORTS CENTER		2			2
WillowBrooke Court at Westminster Village		2			2
ROBERTS WESLEYAN COLLEGE HEALTH CENTE		2			2
MEDEXPRESS URGENT CARE - SOUTH CHARLESTON		2			2
SPECIALTY LABORATORIES			2	100%	2
WISCONSIN STATE LABORATORY OF HYGIENE		1	1	50%	2
STATCARE URGENT AND WALK-IN			2	100%	2
Great Lakes Health Center			2	100%	2
MERCY HEALTH LAB		1	1	50%	2
MEDEXPRESS URGENT CARE - MYLAN			2	100%	2
POPLAR HEALTHCARE			2	100%	2
SHELBYVILLE HOSPITAL COMPANY		2			2
SYMPHONY OF BUFFALO GROVE		2			2
NORTH MANATEE HEALTH CARE CENTER			2	100%	2
JEFFERSON WASHINGTON TOWNSHIP HOSPITAL		2			2
Walgreens #5065		2			2
AEGIS MEDICAL GROUP LLC			2	100%	2
MEDEXPRESS URGENT CARE - CINNAMINSON		1	1	50%	2
CROSSTOWN PHARMACY		2			2
WEST COAST PEDIATRICS			2	100%	2
FIRSTCHOICE FAMILY CARE, PLLC		2			2
Advanced Rehabilitation and Healthcare of Wichita Falls		2			2
CVS MA1877POCT NORTON		2			2
MC MEDICAL			2	100%	2
SWEDISH COVENANT HOSPITAL			2	100%	2
ATVIVO LLC		2			2
CARE ATC SUN HYDRAULICS TALLAVAST			2	100%	2
DEVLAB, LLC			2	100%	2
JUST BELIEVE RECOVERY CENTER			2	100%	2
PRECISION CLINICAL RESEARCH			2	100%	2
RIVERVIEW MEDICAL CLINIC		2			2
CARELINE PHARMACY AND HEALTHCARE SERVICES		1	1	50%	2
CVS MO5724POCT KANSAS CITY		2			2
PPD CLINICAL RESEARCH UNIT			2	100%	2
HCA HOUSTON ER 24/7			2	100%	2
LABRADOR PRIMARY CARE CENTER			2	100%	2
SAMARITAN PACIFIC COMMUNITIES HOSPITAL		2			2
SENECA HEALTH CARE CENTER		2			2
Avanti Wellness and Rehab			2	100%	2

COVID-19: testing by laboratory

Data through Apr 21, 2021 verified as of Apr 22, 2021 at 09:25 AM

Data in this report are provisional and subject to change.

The numbers in the table below represent the number of Florida and non-Florida residents for whom test results were received by the Department of Health. A person can be tested by more than one laboratory and can have both positive and negative results. **Therefore, the sum of the numbers in each column will be larger than the total number of people tested.**

Reporting lab	Inconclusive	Negative	Positive	Percent positive	Total
CVS OH2540POCT HILLIARD		2			2
Walgreens #9278		2			2
HMH HOSPITALS CORPORATION		2			2
WEAKLEY COUNTY REHAB AND NURSING CENTER		2			2
GENETIC ASSAYS INC			2	100%	2
FLORIDA MEDICAL CENTER OF CLEARWATER		2			2
SMITH NORTHVIEW HOSPITAL LAB			2	100%	2
ORMOND BEACH URGENT CARE			2	100%	2
RHODE ISLAND DEPARTMENT OF HEALTH LABORATORIES			2	100%	2
CONEMAUGH MEMORIAL MEDICAL CENTER		2			2
LILY PHARMACY		2			2
ManorCare Rehab Center of Marietta		2			2
COASTAL PEDIATRIC CARE			2	100%	2
PUBLIC HEALTH LABORATORY	1		1	50%	2
FLORIDA DEPARTMENT OF HEALTH IN ESCAMBIA COUNTY		1	1	50%	2
MIDWAY SPECIALTY CARE CENTER INC		2			2
MEDEXPRESS URGENT CARE, MOSSIDE		2			2
Jacob's Creek Nursing and Rehabilitation Center		2			2
MILFORD REGIONAL HOSPITAL			2	100%	2
LIBERTY HEALTH CENTER			2	100%	2
SPARTANBURG REGIONAL MEDICAL CENTER			2	100%	2
Durham VAMC		2			2
COLONIAL VILLA GOOD SAMARITAN CENTER		2			2
CIRRUS DX			2	100%	2
TRINITY DIALYSIS			2	100%	2
PALMS OF FT MYERS,THE			2	100%	2
MINUTECLINIC DIAG OF IND, LLC #4368		2			2
HANOVER ENDOSCOPY CENTER		2			2
MANSFIELD MEDICAL LODGE			2	100%	2
Macon Valley Nursing and Rehabilitation Center		2			2
PROFESSIONAL DIALYSIS CENTER			2	100%	2
MEDLOGIC, LLC		2			2
UMASS MEMORIAL MEDICAL CENTER, INC		1	1	50%	2
PEACE RIVER MEDICAL CENTER		2			2
SKY LAKES MEDICAL CENTER		2			2
Pinnacle Assisted Living			2	100%	2
STOP URGENT CARE			2	100%	2
ADVENTHEALTH MEDICAL GROUP FAMILY AND INTERNAL		1	1	50%	2
PTC LABORATORIES			2	100%	2
CVS NC4169POCT FAYETTEVILLE		2			2
AHC Forest cove		2			2
TGH Brandon Healthplex Laboratory			2	100%	2
Q ALL CARE MEDICAL PC		2			2
ST JOSEPH'S HOSPITAL INC			2	100%	2
WILSON MEMORIAL HOSPITAL			2	100%	2
MIRAMAR KIDNEY CENTER		1	1	50%	2
MEDAILLE COLLEGE WELLNESS CENTER		2			2

COVID-19: testing by laboratory

Data through Apr 21, 2021 verified as of Apr 22, 2021 at 09:25 AM

Data in this report are provisional and subject to change.

The numbers in the table below represent the number of Florida and non-Florida residents for whom test results were received by the Department of Health. A person can be tested by more than one laboratory and can have both positive and negative results. **Therefore, the sum of the numbers in each column will be larger than the total number of people tested.**

Reporting lab	Inconclusive	Negative	Positive	Percent positive	Total
DEKALB MEDICAL CENTER LABORATORY			2	100%	2
JMC TALLAHASSEE, LLC			2	100%	2
MCLAREN REGIONAL MEDICAL CENTER			2	100%	2
NEMOURS CHILDRENS PRIMARY CARE			2	100%	2
TRUE HEALTH INC			2	100%	2
Sevierville Health and Rehabilitation		2			2
CVS AZ9277POCT TUCSON		2			2
ST. MARY'S MEDICAL CENTER EVANSVILLE, INC			2	100%	2
Life Care Center of Elyria		2			2
EMERALD PARK OF HOLLYWOOD			2	100%	2
JORDAN VALLEY MEDICAL CENTER			2	100%	2
MINUTECLINIC DIAGNOSTIC OF KANSAS, PC		2			2
RAPID MD			2	100%	2
KIVA AT MOUNT DORA			2	100%	2
RAPID MEDLAB (002MO)		2			2
SHELL POINT HOME HEALTH			2	100%	2
MASSACHUSETTS DEPARTMENT OF HEALTH			2	100%	2
SOUTHSIDE FAMILY MEDICAL		2			2
ADVANCED MEDICAL OF FLORIDA			2	100%	2
Cottage of the Shoals		2			2
SHERIDAN AT HOBE SOUND, THE			2	100%	2
WELLNESS MEDICAL CLINIC			2	100%	2
Kroger 686 - The Little Clinic Farragut		2			2
GUARDIAN HOME CARE OF CENTRAL GEORGIA		2			2
A G RHODES HOME AT WESLEY WOODS		2			2
WESTMINSTER SUNCOAST			2	100%	2
CVS IN6559POCT AVON		2			2
AMICUS MEDICAL CENTER LLC			2	100%	2
CLEVELAND CLINIC FLORIDA LABORATORY			2	100%	2
TEXAS REGIONAL ASTHMA & ALLERGY CENTER			2	100%	2
THE EDGEWATER AND WATERMAN VILLAGE			2	100%	2
LEHIGH MEDICAL AND RESEARCH CENTER, INC			2	100%	2
ALABAMA REFERENCE LAB			2	100%	2
LAREDO EMERGENCY ROOM			2	100%	2
DUKE HEALTH REGIONAL HOSPITAL			2	100%	2
Kroger 739 - The Little Clinic La Grange Road		2			2
GOLDSTEIN			2	100%	2
LAKE SUCCESS EXTENDED CARE		2			2
VITAL CARE CLINIC, LLC			2	100%	2
ARCPPOINTLABS OF VIRGINIA BEACH		1	1	50%	2
CVS IN8639POCT TERRE HAUTE		2			2
CITRUS PARK			2	100%	2
ADVANCED FOOT AND ANKLE OF INDIAN RIVER		2			2
Manorcare Health Services West Reading North		2			2
SOUTHERN SPRINGS HEALTH CARE		2			2
NYUMC CLINICAL LABORATORIES			2	100%	2
DEER'S HEAD CENTER		2			2

COVID-19: testing by laboratory

Data through Apr 21, 2021 verified as of Apr 22, 2021 at 09:25 AM

Data in this report are provisional and subject to change.

The numbers in the table below represent the number of Florida and non-Florida residents for whom test results were received by the Department of Health. A person can be tested by more than one laboratory and can have both positive and negative results. **Therefore, the sum of the numbers in each column will be larger than the total number of people tested.**

Reporting lab	Inconclusive	Negative	Positive	Percent positive	Total
PHOEBE BERKS HEALTH CARE CENTER		2			2
ROBINSON FAMILY CLINIC PA			2	100%	2
MEDICAL CENTER LABORATORY			2	100%	2
ADVENTHEALTH CENTRA CARE POINCIANA			2	100%	2
ALCALA PHARMACEUTICALS			2	100%	2
BAYCARE OUTREACH LAB			2	100%	2
Robert Cranfield			2	100%	2
NORTH DAKOTA VETERANS HOME		2			2
Fox Subacute at Warrington		2			2
UNIVERSITY COMMUNITY HEALTH SERVICES		1	1	50%	2
WALGREENS NO 10512		1	1	50%	2
CENTRAL ARKANSAS VETERANS HEALTHCARE SYSTEM - VETERANS AFFAIRS			2	100%	2
MINERS COLFAX MEDICAL CENTER		2			2
ANDERSON COUNTY HOSPITAL			2	100%	2
MID-FLORIDA HEMATOLOGY AND ONCOLOGY CENTERS		2			2
SOUTH DAKOTA DEPARTMENT OF HEALTH		2			2
PALMETTO FAMILY HEALTH CENTER			2	100%	2
441 URGENT CARE-MULBERRY			2	100%	2
Kroger 328 - The Little Clinic Henderson Road		2			2
MAIN STREET MEDICAL CENTERS		2			2
UPSON REGIONAL MEDICAL CENTER		1	1	50%	2
PATIENT FIRST-BATTLEFIELD			2	100%	2
COASTAL MEDICAL LAB			2	100%	2
WOMENS CARE FLORIDA LLC-LABORATORY		2			2
Cedar Valley Nursing & Rehab Center		2			2
PEACEHEALTH CENTRAL		2			2
UTMB PATHOLOGY CLINICAL SERVICES LABORATORY			2	100%	2
KINGSWAY MEDICAL CENTER INC			2	100%	2
ST LUKES HOSPITAL			2	100%	2
OAKMONT WEST- GREENVILLE SC		2			2
CVS OH4301POCT NORTHFIELD		2			2
Kroger 127 - The Little Clinic Lakewood-Alameda		2			2
PENINSULA REGIONAL MED CTR LAB			2	100%	2
BAPTIST HOSPITAL PRIMARY CARE GULF BREEZE			2	100%	2
LINIL VISITING NURSES, INC		2			2
IN & OUT URGENT CARE METAIRIE			2	100%	2
Providence of Sparta Health and Rehabilitation		2			2
CVS NH1004POCT SALEM		1	1	50%	2
ST. ELIZABETH HEALTHCARE			2	100%	2
NYU LANGONE HUNTINGTON MEDICAL GROUP		2			2
SUMMIT CLINICAL LABORATORIES LLC			2	100%	2
DALLAS MEDICAL CENTER			2	100%	2
VISITING PHYSICIANS OF THE TREASURE COAST LLC			2	100%	2
Absolut Care at Three Rivers		2			2
NORTHEAST FLORIDA HEALTH SERVICES, INC DBA FAMILY HEALTH SOURCE			2	100%	2
CHOTA COMMUNITY HEALTH SERVICES		1	1	50%	2
WISE HEALTH SYSTEM		1	1	50%	2

COVID-19: testing by laboratory

Data through Apr 21, 2021 verified as of Apr 22, 2021 at 09:25 AM

Data in this report are provisional and subject to change.

The numbers in the table below represent the number of Florida and non-Florida residents for whom test results were received by the Department of Health. A person can be tested by more than one laboratory and can have both positive and negative results. **Therefore, the sum of the numbers in each column will be larger than the total number of people tested.**

Reporting lab	Inconclusive	Negative	Positive	Percent positive	Total
Church Creek SNF			2	100%	2
Jersey City Medical Center		2			2
WHITESANDS OUTPATIENT TREATMENT		2			2
DOCTORS MEDICAL CTR OF WALTON COUNTY			2	100%	2
CVS OH3980POCT KENT		2			2
MEDEXPRESS URGENT CARE - BENTON		2			2
CVS MI8287POCT MACOMB		2			2
GREEN POINT RX INC DBA ALTRU CHEMISTS		2			2
SUMMERFIELD RETIREMENT LIVING, INC			2	100%	2
HEALTH & REHAB CTR AT DOLPHINS VIEW, THE			2	100%	2
Alden Terrace of McHenry			2	100%	2
MCCALLIE SCHOOL-STUDENT HEALTH CENTER		2			2
FEDERAL CORRECTIONAL INSTITUTION MARIANNA			2	100%	2
TEMPLE UNIVERSITY HOSPITAL			2	100%	2
AZALEA HEALTH AND REHABILITATION		2			2
Harbor House		2			2
CROSSROADS URGENT CARE DBA URGENT TEA		2			2
Village Green Health & Rehabilitation		2			2
NATHAN LITTAUER HOSPITAL LAB		2			2
LEXINGTON PLACE			2	100%	2
HEALTH GROUP CENTER INC			2	100%	2
WARE EXPRESS CARE			2	100%	2
SPRINGS MEDICAL LAB		1	1	50%	2
Home Health Care Clinic		2			2
Kroger 020 - The Little Clinic Wheat Ridge		2			2
Bedford Care Center of Hattiesburg		2			2
COLD SPRING HILLS CENTER FOR NURSING A		2			2
MEMORIAL HERMANN HOSPITAL			2	100%	2
TENNESSEE VALLEY HCS			2	100%	2
Kroger 400 - The Little Clinic Hartley Bridge Rd		1	1	50%	2
Cooperstown Center for Nursing and Rehabililtation		2			2
KEY WEST HMA PHYSICIAN MANAGEMENT, LLC			2	100%	2
Guilford Health Care Center		2			2
HOME ACCESS HEALTH			2	100%	2
Tidelands Health Rehabilitation Hospital			2	100%	2
FAMILY URGENT CARE		2			2
BIOHEALTH MEDICAL LAB INC			2	100%	2
Kroger 409 - The Little Clinic Hebron Marketplace		1	1	50%	2
CVS OH4327POCT PAINESVILLE		2			2
CREATIVE HEALTH CENTER			2	100%	2
WAKULLA URGENT CARE & DIAGNOSTIC			2	100%	2
CLEAR LAKE REGIONAL MEDICAL CENTER			2	100%	2
INTEGRATED REGIONAL LABS			2	100%	2
Jackson Health Care Facility			2	100%	2
STAGES OF LIFE MEDICAL INSTITUTE			2	100%	2
CHAPPEL GROUP RESEARCH, THE		2			2
VIRGINIA DEPT OF HEALTH OFFICE OF EPIDEMIOLOGY			2	100%	2

COVID-19: testing by laboratory

Data through Apr 21, 2021 verified as of Apr 22, 2021 at 09:25 AM

Data in this report are provisional and subject to change.

The numbers in the table below represent the number of Florida and non-Florida residents for whom test results were received by the Department of Health. A person can be tested by more than one laboratory and can have both positive and negative results. **Therefore, the sum of the numbers in each column will be larger than the total number of people tested.**

Reporting lab	Inconclusive	Negative	Positive	Percent positive	Total
INTEAM HEALTH, INC.			2	100%	2
SAFE PMC		2			2
Kroger 745 - The Little Clinic Somerset		2			2
DUBOIS CONTINUUM OF CARE COMMUNITY INC		2			2
AHC PARIS		2			2
AL MANI HEALTH INSTUTUTE		2			2
EXPRESS PHARMACY INC		1	1	50%	2
ROYAL CARE MEDICAL CENTER			2	100%	2
AHC Humboldt		2			2
QUALITY URGENT CARE CENTER		1	1	50%	2
CAROLINAS HEALTHCARE SYSTEM LAB			2	100%	2
EDGEWATER RETIREMENT MANOR			2	100%	2
TWIN LAKES REHAB & HEALTHCARE		2			2
EASTSIDE SPORTS COMPLEX			2	100%	2
PUBLIX PHARMACY #1387		2			2
OHSU LABORATORY SERVICES		2			2
TRIDENT ANTI AGING LLC			2	100%	2
Colonial Manor Nursing and Rehabilitation Center		2			2
MEMORIAL HEALTH SYSTEM		1	1	50%	2
GILA REGIONAL MEDICAL CENTER		2			2
BAYLOR SCOTT & WHITE COMPREHENSIVE WOUND			2	100%	2
Mary Anna Nursing Home		2			2
BAYOU GARDENS DUNEDIN LLC		2			2
Timber Ridge Health Care Center			2	100%	2
HCR MANOR CARE SERVICES OF FLORIDA III INC		2			2
SUNSHINE PHARMACY		2			2
JFK MEDICAL CENTER LABORATORY DEPT		2			2
Green Mountain Nursing and Rehabilitation		2			2
JERSEY IRISH MEDICAL		2			2
GULF COAST MEDICAL CENTER RESPIRATORY CARE			2	100%	2
WALGREENS #13605		2			2
Covington Care Nursing and Rehabilitation		2			2
DOCTORS CARE - AIKEN MALL			2	100%	2
FLORIDA MENTOR FAULKNER GROUP HOME			2	100%	2
NORTHSIDE FAMILY MEDICINE AND URGENT CARE (CUMMING)		2			2
W.G. (Bill) Hefner VAMC		2			2
Waycross Health and Rehabilitation		2			2
NORTH SHORE HEMATOLOGY-ONCOLOGY ASSOCIATES		2			2
Greystone Nursing and Rehab, LLC			2	100%	2
CVS MA2600POCT WEYMOUTH		1	1	50%	2
CROSSROADS			2	100%	2
Lynwood		2			2
MEDEXPRESS URGENT CARE - BROOKHAVEN		2			2
CRUC CMCH-COVID-19		2			2
CVS MD1490POCT GAITHERSBURG		2			2
MY PHARMACY			2	100%	2
SOUTHERN SURGICAL ARTS		2			2

COVID-19: testing by laboratory

Data through Apr 21, 2021 verified as of Apr 22, 2021 at 09:25 AM

Data in this report are provisional and subject to change.

The numbers in the table below represent the number of Florida and non-Florida residents for whom test results were received by the Department of Health. A person can be tested by more than one laboratory and can have both positive and negative results. **Therefore, the sum of the numbers in each column will be larger than the total number of people tested.**

Reporting lab	Inconclusive	Negative	Positive	Percent positive	Total
REGIONS HOSPITAL LABORATORY			2	100%	2
YOUTH AND YOU, INC		2			2
CVS AZ33POCT TEMPE		2			2
AMERICAN MEDICAL LABORATORIES			2	100%	2
FLORIDA COMMUNITY HEALTH CENTERS, INC.			2	100%	2
MEDEXPRESS URGENT CARE - CONWAY		2			2
MIDWAY PRIMARY CARE LLC		2			2
SENDER RETREAT ADULT DAY CARE CENTERS			2	100%	2
DALLAS BAPTIST UNIVERSITY - HEALTH SERVICES			2	100%	2
FALMOUTH HOSPITAL		1	1	50%	2
Mount Olivet Careview Home		2			2
UMHC HOLLYWOOD LABORATORY			2	100%	2
CHILDREN'S MEDICAL CENTER-EAST ORLANDO			2	100%	2
ALVERNO CLINICAL LABORATORIES			2	100%	2
CARE ATC ARLINGTON CENTRAL PARK		2			2
PHYSICIANS PREMIER			2	100%	2
CVS TX7151POCT HUMBLE		2			2
BETHESDA HOSPITAL			2	100%	2
CVS MA1179POCT HUDSON		1	1	50%	2
MEMORIAL HOSPITAL OF TAMPA			2	100%	2
WATERS PEDIATRIC CENTER			2	100%	2
ROCKEFELLER UNIVERSITY CLINICAL GENOMICS LABORATOR		2			2
HERNANDO CHILDREN'S			2	100%	2
Kroger 667 - The Little Clinic Litchfield Park		2			2
PRIMARY CARE SERVICES AT EDGEWATER		2			2
PALM BEACH DIGESTIVE ASSOCIATES			2	100%	2
OCALA REGIONAL KIDNEY CENTER-WEST			2	100%	2
BAYLOR COLLEGE OF MEDICINE			2	100%	2
PATIENT FIRST MEDICAL CENTER-CARYTOWN			2	100%	2
Virginia Gay Nursing and Rehab		2			2
DESERT HOSPITAL/CPHU CLINICAL LABORATORY			2	100%	2
MELBOURNE URGENT CARE			2	100%	2
MINUTECLINIC DIAGNOSTICS OF OKLAHOMA		2			2
GOSHEN MEDICAL CENTER			2	100%	2
BICKERTON, DAWN		2			2
SHORE MEDICAL CENTER		2			2
MEDEXPRESS URGENT CARE - MARTINSVILLE		2			2
NEIGHBORCARE PHARMACY SERVICES		2			2
Kroger 477 - The Little Clinic Fort Mitchell		2			2
CVS MA929POCT FRANKLIN		2			2
SANFORD REGIONAL HOSPITAL WORTHINGTON		2			2
LAKEVIEW HEALTH CARE SYSTEM LLC			2	100%	2
SUNNYSIDE MANOR		2			2
SIMMONS			2	100%	2
DEPT OF HEALTH			2	100%	2
TAMPA FAMILY HEALTH CENTER		1	1	50%	2
Edinboro Manor		2			2

COVID-19: testing by laboratory

Data through Apr 21, 2021 verified as of Apr 22, 2021 at 09:25 AM

Data in this report are provisional and subject to change.

The numbers in the table below represent the number of Florida and non-Florida residents for whom test results were received by the Department of Health. A person can be tested by more than one laboratory and can have both positive and negative results. **Therefore, the sum of the numbers in each column will be larger than the total number of people tested.**

Reporting lab	Inconclusive	Negative	Positive	Percent positive	Total
MEDEXPRESS URGENT CARE - ROSS TOWNSHIP		2			2
IN AND OUT URGENT CARE			2	100%	2
MINUTECLINIC DIAGNOSTIC, PA #10252		2			2
MARTINSBURG VAMC		2			2
ORCHARD LABORATORIES			2	100%	2
DOCTORS CARE OF PALM COAST			2	100%	2
ERGENT MED SAINT SIMONS			2	100%	2
LAKE BALDWIN			2	100%	2
Garden Isle Healthcare and Rehabilitation Center		2			2
SOWAL HEALTH & DRUG			2	100%	2
CVS PHARMACY INC DBA CVS/PHARMACY # 10600		2			2
CARESPOT URGENT CARE		1	1	50%	2
DAYTON CHILDRENS HOSPITAL LAB			2	100%	2
HEARTLAND REGIONAL MEDICAL CENTER		1	1	50%	2
Kroger 412 - The Little Clinic Oxford		2			2
CVS OH6185POCT PICKERINGTON		2			2
VA West Los Angeles Medical Center		2			2
Manor At Perrysburg		2			2
CVS MINUTE CLINIC #5836		2			2
VOLUNTEERS OF AMERICA OF FLORIDA			2	100%	2
STUART SURGERY CENTER, LLC			2	100%	2
Walgreens #12427		1	1	50%	2
INSPIRIT SENIOR LIVING			2	100%	2
PM PEDIATRICS OF BAYSIDE PLLC - BELLER		2			2
FIRST CHOICE MEDICAL PC			2	100%	2
MEDICAL ASSOCIATES OF BREVARD LLC		1	1	50%	2
MEDEXPRESS URGENT CARE - NUTLEY		2			2
Harbert Hills Academy Nursing Home		2			2
VALLEY BAPTIST MEDICAL CENTER: BROWNSVILLE			2	100%	2
SPRINGFIELD HOSPITAL LABORATORY			2	100%	2
CORNELIA REDDY URGENT CARE		2			2
MIDDLEBURG PEDIATRICS			2	100%	2
HELEN HAYES HOSPITAL LABORATORY		2			2
Kroger 672 - The Little Clinic Bill Kennedy & Glenwood		2			2
TEXAS HEALTH CARE			2	100%	2
TULANE MEDICAL CENTER			2	100%	2
MEDEXPRESS - WILMINGTON KIRKWOOD HIGHWAY		2			2
TALLAHASSEE MEMORIAL HEALTHCARE FAMILY MED RESIDENCY			2	100%	2
AYASS BIOSCIENCE LLC			2	100%	2
BIOMAT USA			2	100%	2
SOUTH TAMPA AFTER HOURS CLINIC			2	100%	2
DIAGNOSTIC CLINIC MEDICAL GROUP INC		2			2
FLORIDA KEYS PED & ADOLES CTR			2	100%	2
HPH HOME CARE		1	1	50%	2
JASPER MEMORIAL HOSPITAL		1	1	50%	2
SACRED HEART HOSPITAL ON THE EMERALD			2	100%	2
UWMC MONTLAKE DEPT OF LAB MED			2	100%	2

COVID-19: testing by laboratory

Data through Apr 21, 2021 verified as of Apr 22, 2021 at 09:25 AM

Data in this report are provisional and subject to change.

The numbers in the table below represent the number of Florida and non-Florida residents for whom test results were received by the Department of Health. A person can be tested by more than one laboratory and can have both positive and negative results. **Therefore, the sum of the numbers in each column will be larger than the total number of people tested.**

Reporting lab	Inconclusive	Negative	Positive	Percent positive	Total
FLORIDA CLINICAL LABORATORY INC			2	100%	2
Kroger 519 - The Little Clinic Georgesville Square		2			2
BAPTIST HOSPITAL LABORATORY			2	100%	2
BUFFALO CROSSINGS HEALTHCARE AND REHABILITATION CENTER			2	100%	2
MINUTE CLINIC DIAGNOSTIC OF KANSAS PA		2			2
COLONIAL HEALTH CARE		1	1	50%	2
PUBLIX PHARMACY #1048		2			2
The Suites at Western Home Communities		2			2
Henry County Health and Rehabilitation		2			2
JUPITER PEDIATRIC ASSOCIATES, PA		1	1	50%	2
MOBILE PHLEBOTOMY SERVICES			2	100%	2
WillowBrooke Court at Southampton Estates		2			2
MD NOW URGENT CARE CENTER INC.			2	100%	2
JULIE STAATS DO		2			2
MAWD PATHOLOGY GROUP			2	100%	2
OAKBRIDGE TERRACE AT SAE			2	100%	2
WALGREENS #09304		1	1	50%	2
Medilodge of Monroe		2			2
PANCARE HEALTH - SNEADS ELEMENTARY			2	100%	2
MEDEXPRESS URGENT CARE - SPRINGDALE, S 40TH STREET		2			2
ASCENSION ST MICHAEL'S HOSPITAL LAB		1	1	50%	2
JACKSON LABORATORY OF GENOMIC MEDICINE		2			2
MOBILE HEALTH LABS LLC			2	100%	2
Oakmont of Katy Nursing and Rehabilitation		2			2
RDX BIOSCIENCE INC			2	100%	2
BAPTIST HOSPITAL INTERNAL MEDICINE GULF BREEZE			2	100%	2
MIAMI DADE MEDICAL RESEARCH INSTITUTE			2	100%	2
ILLINOIS DEPT OF PUBLIC HEALTH LABS			2	100%	2
BMC/JACSONVILLE		1	1	50%	2
POINT OF CARE PRIVATE HEALTH MANAGEMENT			2	100%	2
Eugene J. Towbin Healthcare Center		2			2
EASTLAKE MEDICAL CENTER		2			2
RM PHARMACY SERVICES INC		1	1	50%	2
Essex Center for Rehabilitation and Healthcare		2			2
COX HEALTH SOUTH LAB		1	1	50%	2
SOUTHERN TENNESSEE MEDICAL CENTER			2	100%	2
Alden Des Plaines			2	100%	2
BAPTIST HOSPITAL OF MIAMI MCI BROWARD LABORATORY			2	100%	2
PRIMARY HEALTH CARE ASSOCIATES INC			2	100%	2
WALGREENS #06583		2			2
Delaware Court Healthcare Center		2			2
Overton Brooks VAMC		2			2
MEDSTAR HARBOR HOSPITAL			2	100%	2
PALM BAY COMMUNITY OUTPATIENT CLINIC		2			2
SPECTRA EAST INC		1	1	50%	2
RRMC CREEKSIDE LAB		2			2
ST ANTHONY'S PINELLAS CARE CLINIC			2	100%	2

COVID-19: testing by laboratory

Data through Apr 21, 2021 verified as of Apr 22, 2021 at 09:25 AM

Data in this report are provisional and subject to change.

The numbers in the table below represent the number of Florida and non-Florida residents for whom test results were received by the Department of Health. A person can be tested by more than one laboratory and can have both positive and negative results. **Therefore, the sum of the numbers in each column will be larger than the total number of people tested.**

Reporting lab	Inconclusive	Negative	Positive	Percent positive	Total
GOLISANO PEDIATRICS PORT CHARLOTTE HARBOR		2			2
FIRST PREVENTION AND DIALYSIS CENTER LLC			2	100%	2
INSPIRE HEALTHCARE CENTER			2	100%	2
CVS NC2297335CV GREENSBORO		2			2
Iron County Medical Care Facility		2			2
SALEM VAMC		2			2
PORTAGE MEDICAL CENTER			2	100%	2
BERGEN COUNTY SURGICAL AND ENDOSCOPY CENTER		2			2
MEASE COUNTRYSIDE HOSPITAL CARDIAC REH			2	100%	2
NSUH AT SYOSSET		2			2
PRIMACARE MEDICAL LAKEWOOD			2	100%	2
ESCANDON DIAGNOSTIC CLINIC			2	100%	2
MY INSTADOC - HOWELL URGENT CARE		2			2
HIGHLAND PARK LAKEWOOD PRESTON HOLLOW			2	100%	2
Kroger 687 - The Little Clinic Sugar Hill		1	1	50%	2
ASCENSION ST VINCENT'S RIVERSIDE			2	100%	2
KJ MEDICAL PRACTICE PC		2			2
CVS NV2989POCT NORTH LAS VEGAS		1	1	50%	2
ABRAKIDABRA PEDIATRIC CLINIC LLC			2	100%	2
LIFESPRING COMMUNITY HEALTH		2			2
LABCORP OF AMERICA HOLDINGS		1	1	50%	2
BAYCARE OUTREACH LAB WH SOUTH			2	100%	2
CDK LIBERTY ENTERPRISES, LLC		2			2
AdventHealth Care Center Orlando North			2	100%	2
RENFREW CENTERS INC		2			2
MAINE CENTER FOR DISEASE CONTROL AND PREVENTION			2	100%	2
OAKMONT EAST- GREENVILLE SC, LLC		2			2
DALLAS VA MEDICAL CENTER - VA NORTH TEXAS HEALTH CARE SYSTEM			2	100%	2
WEST BOCA MEDICAL CENTER			2	100%	2
BAYCARE LABORATORIES			2	100%	2
ASSOCIATES IN UROGYNECOLOGY MD LLC		2			2
ORLANDO HEALTH MEDICAL GROUP		1	1	50%	2
BIRMINGHAM INTERNAL MEDICINE ASSOCIATE		1	1	50%	2
CVS CA8882POCT SAN CLEMENTE		2			2
CHI MEMORIAL PRIMARY CARE ASSOCIATES-A		2			2
SOMA MEDICAL CENTER P.A. #4			2	100%	2
RAINY LAKE MEDICAL CENTER			2	100%	2
PALM COAST DIALYSIS		2			2
RADEAS			2	100%	2
Kroger 619 - The Little Clinic Hendersonville Indian Lake		2			2
BLANCHARD VALLEY HOSPITAL LABORATORY			2	100%	2
BAY CORRECTIONAL AND REHABILITATION FACILITY			2	100%	2
CVS NC6633POCT FAYETTEVILLE		2			2
MEASE MANOR MEMORY CARE		2			2
COMPLETE HEALTH MEDICAL CENTER			2	100%	2
MAGNOLIA ADULT, LLC			2	100%	2
ACCESS MEDICAL GROUP OF FLORIDA CITY			2	100%	2

COVID-19: testing by laboratory

Data through Apr 21, 2021 verified as of Apr 22, 2021 at 09:25 AM

Data in this report are provisional and subject to change.

The numbers in the table below represent the number of Florida and non-Florida residents for whom test results were received by the Department of Health. A person can be tested by more than one laboratory and can have both positive and negative results. **Therefore, the sum of the numbers in each column will be larger than the total number of people tested.**

Reporting lab	Inconclusive	Negative	Positive	Percent positive	Total
NORTH OKALOOSA PHYSICIAN GRP - WALK IN CLINIC			2	100%	2
BENEVA LAKES ASSISTED LIVING CENTER			2	100%	2
CVS MA915POCT BEVERLY		1	1	50%	2
MOUNT SINAI MEDICAL CENTER OF FLORIDA, INC			2	100%	2
URGENTMED PLANTATION			2	100%	2
Garden Care Center		2			2
LabCorp of America			2	100%	2
MI Nursing Restorative Center		2			2
MERCY MEDICAL CENTER INC		1	1	50%	2
MEMORIAL HOSPITAL OF SOUTH BEND			2	100%	2
ADVANCED MEDICAL CARE			2	100%	2
CSS- TWELVE OAKS			2	100%	2
FKC AMELIA ISLAND DIALYSIS			2	100%	2
Camellia Gardens		2			2
ST. VINCENT HOSPITAL			2	100%	2
MEDEXPRESS URGENT CARE - LODI		2			2
BRANDYWYNE HEALTH CARE CENTER			2	100%	2
Iowa Veterans Home		2			2
PM PEDIATRICS OF SELDEN, PLLC		2			2
MAJESTIC GUARDIANS			2	100%	2
MEDEXPRESS URGENT CARE - WICHITA, N MAIZE RD		1	1	50%	2
PALM WEST INTERNIST PA			2	100%	2
VAULT MEDICAL SERVICES		1	1	50%	2
Stillwater Healthcare		2			2
MEDEXPRESS URGENT CARE, MILLCREEK		2			2
FLAGLER PROFESSIONAL HEALTH CAE SERVICES INC		2			2
PARKRIDGE MEDICAL CENTER			2	100%	2
DOCTOR'S IN-HOUSE LAB/COMMUNITY HEALTH CENTERS OF PINELLAS - JOHNNIE R			2	100%	2
MANISTEE COUNTY MEDICAL CARE FACILITY		2			2
BEREA URGENT CARE			2	100%	2
Luther Acres Manor		2			2
GIGI WOOD DAVIS DO-FAMILY MEDICINE		2			2
RIDGEFIELD PEDIATRIC ASSOCIATES		2			2
VA Boston HCS-West Roxbury Division		1	1	50%	2
DRR JMC URGENT CARE DONALD ROSS			2	100%	2
THOMASVILLE REGIONAL MEDICAL CENTER		2			2
Elba Nursing and Rehabilitation Center, LLC		2			2
CVS NV5942POCT LAS VEGAS		2			2
CAREWELL JW - WORCESTER LNC			2	100%	2
EXCEPTIONAL EMERGENCY CENTER - AMARILLO			2	100%	2
LEGACY LABORATORY SERVICES			2	100%	2
LAB CORP OF AMER SAN DIEGO			2	100%	2
Warren Center for Rehabilitation and Nursing		2			2
MISSION HOSPITAL REGIONAL MEDICAL CENTER			2	100%	2
CVS NC2559POCT CHARLOTTE		2			2
CVS M08581POCT BLUE SPRINGS		1	1	50%	2
FLORIDA SCHOOL FOR THE DEAF & BLIND			2	100%	2

COVID-19: testing by laboratory

Data through Apr 21, 2021 verified as of Apr 22, 2021 at 09:25 AM

Data in this report are provisional and subject to change.

The numbers in the table below represent the number of Florida and non-Florida residents for whom test results were received by the Department of Health. A person can be tested by more than one laboratory and can have both positive and negative results. **Therefore, the sum of the numbers in each column will be larger than the total number of people tested.**

Reporting lab	Inconclusive	Negative	Positive	Percent positive	Total
ROYAL PALM PEDIATRICS			2	100%	2
Good Samaritan Society Waukon		2			2
CVS TX7603POCT SAGINAW		2			2
HAPPY KIDZ PEDIATRICS PL		1	1	50%	2
ATLAS GENOMICS			2	100%	2
CVS SC7567POCT BOILING SPRINGS		1	1	50%	2
ADVENTHEALTH MEDICAL GROUP OBSTETRICS			2	100%	2
THE WINDSOR ORTEGA		2			2
TENNESSEE DEPARTMENT OF HEALTH (TDH) - REGIONAL LABORATORY			2	100%	2
ELITE MEDICAL LABORATORY SOLUTIONS LLC			2	100%	2
PHYSICIANS LABORATORY SERVICES			2	100%	2
STARR CITY OF ROMA COMMUNITY CENTER			2	100%	2
NEW YORK CITY DEPARTMENT OF HEALTH			2	100%	2
WURLAND NURSING AND REHABILITATION, L		2			2
MEMORIAL HOSPITAL OF CARBONDALE			2	100%	2
CONCENTRA - PLANT CITY		2			2
PRESTIGE EMERGENCY ROOM LLC			2	100%	2
STARR COUNTY MEMORIAL HOSPITAL			2	100%	2
BAPTIST HEALTH PRIMARY CARE AT DORAL			2	100%	2
BLUEWATER TOXICOLOGY			2	100%	2
BELLIN HOSPITAL			2	100%	2
MEDEXPRESS URGENT CARE - WOODBURY			2	100%	2
PEDIATRIC HEALTH CARE		1	1	50%	2
RICHICHI FAMILY HEALTH			2	100%	2
EXPRESS CARE OF THE SHOALS		1	1	50%	2
CVS IN6555POCT BROWNSBURG		2			2
Eagle Health and Rehabilitation		2			2
MEDRITE MEDICAL CARE PC		2			2
VETERANS AFFAIRS MEDICAL CENTER - GREATER LOS ANGELES			2	100%	2
MEDEXPRESS URGENT CARE-MT PLEASANT		1	1	50%	2
HEALTH NETWORK			2	100%	2
MD NOW URGENT CARE MEDICAL CENTERS INC			2	100%	2
SARASOTA MEMORIAL MEDICAL URGENT CARE CENTER			2	100%	2
AFC URGENT CARE CLEVELAND			2	100%	2
Kroger 407 - The Little Clinic Lexington		1	1	50%	2
PBSO HEALTH AND WELLNESS CENTER			2	100%	2
EDITH NOURSE ROGERS MEMORIAL VAMC		2			2
Kroger 096 - The Little Clinic Orchard and Holly		2			2
Piney Grove Nursing and Rehabilitation Center		2			2
Providence VAMC		2			2
METHODIST HEALTHCARE - MEMPHIS HOSP		2			2
EASTERN NEW MEXICO UNIVERSITY STUDENT		2			2
New Jersey Aim At Smg		2			2
Walgreens #19019		2			2
BOCA RATON REGIONAL HOSPITAL INC			2	100%	2
MEDEXPRESS URGENT CARE - LINCOLN VILLA		2			2
NAVAL MEDICAL CENTER			2	100%	2

COVID-19: testing by laboratory

Data through Apr 21, 2021 verified as of Apr 22, 2021 at 09:25 AM

Data in this report are provisional and subject to change.

The numbers in the table below represent the number of Florida and non-Florida residents for whom test results were received by the Department of Health. A person can be tested by more than one laboratory and can have both positive and negative results. **Therefore, the sum of the numbers in each column will be larger than the total number of people tested.**

Reporting lab	Inconclusive	Negative	Positive	Percent positive	Total
MED-LAKE LABORATORY, LLC			2	100%	2
SHEPHERD CENTER CLINICAL LABORATORY		2			2
REELFOOT FAMILY WALK IN CLINIC - TIPT		2			2
Kroger 777 - The Little Clinic Shelbyville		1	1	50%	2
MEDEXPRESS URGENT CARE - LINCOLN N 26T		2			2
Northpoint Lexington Healthcare		1	1	50%	2
MEDICAL ASSOCIATES OF BREVARD DR S VYAS			2	100%	2
UPS			2	100%	2
REHOBOTH MCKINLEY CHRISTIAN HOSPITAL		2			2
MONICE DR.			2	100%	2
PRONTO URGENT CARE			2	100%	2
MEDEXPRESS URGENT CARE - LINCOLN		2			2
POMERENE HOSPITAL			2	100%	2
VAULT HEALTH			2	100%	2
HOPE HEALTH & WELLNESS		2			2
FLORIDA MEDICAL CLINIC, LLC			2	100%	2
VILLAGES HEALTH SYSTEM, LLC, THE			2	100%	2
HEALTH PARTNERS REGIONAL HOSPITAL			2	100%	2
OUR LADY OF THE LAKE REGIONAL MEDICAL CENTER			2	100%	2
CVS OH5457POCT POWELL		2			2
CVS IN6611POCT INDIANAPOLIS		1	1	50%	2
INN AT LAPOSADA,THE			2	100%	2
NAVAL BRANCH MEDICAL CLINIC			2	100%	2
St. Luke's Care Center		2			2
CHRISTUS SPOHN HOSPITAL			2	100%	2
BLOSSOMS ASSISTED LIVING 1 LLC			2	100%	2
VELOCITY URGENT CARE			2	100%	2
CQUENTIA NGS, LLC			2	100%	2
PROSPECT URGENT CARE			2	100%	2
EVERYBODY'S FAMILY CLINIC		2			2
ELMHURST MEMORIAL HOSPITAL			2	100%	2
Tuscola County Medical Care Community		2			2
BLACKBAG DIGITAL HEALTH LLC		2			2
KAISER SUNNYSIDE MEDICAL CTR LAB		2			2
Bethel Lutheran Home		2			2
CITRUS DERMATOLOGY			2	100%	2
FHCP ASC - ORANGE CITY			2	100%	2
WELL-KEY URGENT CARE SEVIERVILLE			2	100%	2
THE READING HOSPITAL & MEDICAL CENTER			2	100%	2
SCDHEC BUREAU OF LABORATORIES			2	100%	2
JRS LABORATORY			2	100%	2
Walgreens #9890		2			2
COVANCE			2	100%	2
SCIENTIFIC LABORATORY COMPANY		2			2
HAWAII DEPARTMENT OF HEALTH			2	100%	2
John L. McClellan Memorial Veterans Hospital		2			2
FL DEPT OF HEALTH MARION COUNTY MOBILE HEALTH UNIT			2	100%	2

COVID-19: testing by laboratory

Data through Apr 21, 2021 verified as of Apr 22, 2021 at 09:25 AM

Data in this report are provisional and subject to change.

The numbers in the table below represent the number of Florida and non-Florida residents for whom test results were received by the Department of Health. A person can be tested by more than one laboratory and can have both positive and negative results. **Therefore, the sum of the numbers in each column will be larger than the total number of people tested.**

Reporting lab	Inconclusive	Negative	Positive	Percent positive	Total
MAYO CLINIC COUMADIN CLINIC LABORATORY		1	1	50%	2
NORTHWEST MEDICAL CENTER LABORATORY		2			2
CVS MA2125POCT NATICK		1	1	50%	2
Buena Vista Care Center		2			2
RAPID RESULT CORP LLC		1	1	50%	2
THE HOSPITAL OF PROVIDENCE EMERGENCY ROOM			2	100%	2
NORTHSIDE HOSPITAL D/B/A ARTHRITIS		2			2
CONWAY MEDICAL CENTER			2	100%	2
WEST FLORIDA MEDICAL ASSOCIATES, PA			2	100%	2
WELLSTAR DOUGLAS HOSPITAL LABORATORY		2			2
LACORP		1	1	50%	2
COBLESKILL REGIONAL HOSPITAL		2			2
ROCKWALL URGENT CARE			2	100%	2
AMEDISYS HOME HEALTH OF GREENVILLE			2	100%	2
TWELVE OAKS RECOVERY CENTER			2	100%	2
Manor Care-Kingston Court of York PA, LLC		2			2
STEWART ST ELIZABETH MEDICAL CENTER			2	100%	2
Parkwood in the Pines		2			2
Kroger 596 - The Little Clinic Brentwood		2			2
HERITAGE CARE AND REHABILITATION CENTE		2			2
UT PATH			2	100%	2
BFT LAB			2	100%	2
ATHENA CARE RESOURCES LLC		2			2
ManorCare Health Services Peters Township		2			2
AFC PHYSICIANS OF FLORIDA, PA			2	100%	2
UNM SANDOVAL REGIONAL MEDICAL CENTER		2			2
MATHER HOSPITAL			2	100%	2
GASTROENTEROLOGY ASSOCIATES			2	100%	2
NEWTON MEMORIAL HOSPITAL		2			2
MOBILE COUNTY HEALTH DEPARTMENT		1	1	50%	2
Sanford Health & Rehabilitation			2	100%	2
APPLECARE VALDOSTA			2	100%	2
MAGNOLIA MANOR OF COLUMBUS		2			2
FALCON HEALTH CENTER			2	100%	2
ST. JOSEPH REGIONAL MEDICAL CENTER			2	100%	2
INA		1	1	50%	2
IPSUM DIAGNOSTICS LLC		2			2
HOLY FAMILY MEDICAL CENTER		1	1	50%	2
Southern Pines Healthcare Center		1	1	50%	2
SIGNATURE CARE LEWISVILLE-EMERGENCY CENTER		1	1	50%	2
GRANDVIEW COLLEGE STUDENT HEALTH CENTE		2			2
FLORIDA PRIMARY CARE CENTER PA		2			2
VA Ann Arbor HCS		1	1	50%	2
TEQUESTA FAMILY MEDICAL CENTER LLC			2	100%	2
NEMOURS CHILDREN'S PRIMARY CARE OF VERO BEACH			2	100%	2
ATLANTIC DIAGNOSTICS			2	100%	2
ROPER HOSPITAL			2	100%	2

COVID-19: testing by laboratory

Data through Apr 21, 2021 verified as of Apr 22, 2021 at 09:25 AM

Data in this report are provisional and subject to change.

The numbers in the table below represent the number of Florida and non-Florida residents for whom test results were received by the Department of Health. A person can be tested by more than one laboratory and can have both positive and negative results. **Therefore, the sum of the numbers in each column will be larger than the total number of people tested.**

Reporting lab	Inconclusive	Negative	Positive	Percent positive	Total
CVS NJ2369POCT JACKSON		2			2
MEDPOST - NORTH DALLAS			2	100%	2
CENTRAL FLORIDA FAMILY HEALTH CENTER		2			2
SUNBRIDGE CARE & REHAB FOR DECATUR		2			2
DURAND SENIOR CARE & REHAB CENTER		2			2
Cortland Acres Association		2			2
The Grand Rehabilitation & Nursing Utica		2			2
VENETIAN GARDENS		2			2
MASSENA HOSPITAL LABORATORY		2			2
CARENOW LENEXA			2	100%	2
Beecher Manor Nursing and Rehabilitation Center		2			2
JOHN D. ARCHBOLD MEM. HOSPITAL			2	100%	2
METHODIST SPECIALTY CARE CENTER		2			2
ADVENT HEALTH CENTRAL TEXAS		1	1	50%	2
Kroger 426 - The Little Clinic Suwanee		2			2
TLC MEDICAL			2	100%	2
LIFEGUARD AMBULANCE SERVICES LLC, TEXAS- SAN			2	100%	2
MONTCLAIR STATE UNIV/HLTH & WELLNESS		2			2
HEALTHCARE NETWORK			2	100%	2
MILLERSVILLE UNIVERSITY HEALTH SERVICE		2			2
NOVA SOUTHEASTERN UNIVERSITY - STUDENT MEDICAL CTR			2	100%	2
CARTER BLOOD CARE			2	100%	2
RAPID URGENT CARE - ALBANY			2	100%	2
NEW YORK CITY CENTRAL COVID			2	100%	2
ENVOY OF FORK UNION, LLC DBA ENVOY AT THE VILLAGE		2			2
OSF ST JOSEPH MEDICAL CENTER			2	100%	2
UNITY LONGPOND		2			2
PALOS COMMUNITY HOSPITAL LABORATORY			2	100%	2
EXCUSED ABSENCE PLLC		2			2
CLINICAL REFERENCE LABORATORY, INC		2			2
CHARLOTTE COUNTY HEALTH DEPARTMENT			2	100%	2
UT AUSTIN UNIVERSITY HEALTH SERVICES			2	100%	2
SOUTHEAST GEORGIA HEALTH SYSTEM			2	100%	2
Fairlane Gardens Nursing and Rehab at Reading		2			2
UNIVERSTIY OF ILLINOIS HOSPITAL			2	100%	2
LAB PLUS, LLC			2	100%	2
CVS IL8744POCT BROOKFIELD		2			2
BEAUFORT MEMORIAL			2	100%	2
KANSAS CITY VA MEDICAL CENTER			2	100%	2
Kroger 647 - The Little Clinic Newnan Crossings		1	1	50%	2
AGILE URGENT CARE			2	100%	2
FRESENIUS KIDNEY CARE SOUTH ST PETERSBURG			2	100%	2
CHNJ		2			2
ONslow COUNTY HEALTH DEPARTMENT			2	100%	2
PALMETTO BAY MEDICAL CENTER		1	1	50%	2
MARIANNA CBOC		2			2
ONE MEDICAL GROUP		1	1	50%	2

COVID-19: testing by laboratory

Data through Apr 21, 2021 verified as of Apr 22, 2021 at 09:25 AM

Data in this report are provisional and subject to change.

The numbers in the table below represent the number of Florida and non-Florida residents for whom test results were received by the Department of Health. A person can be tested by more than one laboratory and can have both positive and negative results. **Therefore, the sum of the numbers in each column will be larger than the total number of people tested.**

Reporting lab	Inconclusive	Negative	Positive	Percent positive	Total
DMC UNIVERSITY LABORATORIES		1	1	50%	2
ADVENT HEALTH - OWASA			2	100%	2
COUNTRY COTTAGE		2			2
PLAINS REGIONAL MEDICAL CENTER		2			2
NATIONWIDE LABORATORY SERVICES		1	1	50%	2
ANNE ARUNDEL MEDICAL CENTER			2	100%	2
STATE OF FLORIDA			2	100%	2
OAKMONT OF UNION SC, LLC		2			2
MOSAIC MEDICAL CENTER MARYVILLE			2	100%	2
INTEGRITY CLINICAL RESEARCH CENTER INC		1	1	50%	2
The Laurels of Hendersonville		2			2
MEMORIAL SLOAN KETTERING CANCER CENTER		1	1	50%	2
US LABS		2			2
DIAGNOSTIC AFFILIATES			2	100%	2
COOPER CLINIC			2	100%	2
Kroger 441 - The Little Clinic Middletown		2			2
MIDDLE TENN MENTAL HEALTH INSTITUTE		2			2
CPL LABS			2	100%	2
UNIVERSITY OF MIAMI SCCC RESEARCH LABORATORY			2	100%	2
MEDEXPRESS URGENT CARE - ST CLAIR, CLOVER DR.		1	1	50%	2
DELAWARE DIAGNOSTICS LABS			2	100%	2
UNIVERSITY OF MISSOURI HEALTH CARE			2	100%	2
GOUVERNEUR HOSPITAL LABORATORY		2			2
DOWN HOME MEDICAL			2	100%	2
FLORIDA MEDICAL CLINIC RADIOLOGY DALE MABRY		2			2
DELRAY BEACH HEALTH DEPT LAB			2	100%	2
INTERMOUNTAIN MEDICAL CENTER			2	100%	2
Parkridge Specialty Care		2			2
UNIVERSITY OF MN MEDICAL CENTER EAST CAMPUS			2	100%	2
CHRISTIAN REST HOME ASSOC		2			2
PM PEDIATRICS OF BAYSIDE, PLLC - RIVE		2			2
PIEDMONT WALTON HOSPITAL		2			2
HAILE MEDICAL GROUP PA		2			2
SPECTRUM HEALTH			2	100%	2
ADVOCATE SHERMAN HOSPITAL			2	100%	2
STUDENT HEALTH SERVICES			2	100%	2
PALM MEDICAL CENTER - PLANT CITY		2			2
SHANDS JACKSONVILLE CLINICAL CENTER		1	1	50%	2
A+ URGENT/PRIMARY CARE			2	100%	2
Chatham Nursing and Rehab Center		2			2
TMH PHYSICIAN PARTNERS MONTICELLO		1	1	50%	2
BE WELL PHARMACY		2			2
ACCESS MEDICAL GROUP OF TAMPA II, INC		2			2
VA Greater LA HCS-Santa Maria OPC			2	100%	2
ADVANTA ANALYTICAL LABORATORIES			2	100%	2
ENCOMPASS HEALTH HOME HEALTH		1	1	50%	2
Imboden Creek Living Center		2			2

COVID-19: testing by laboratory

Data through Apr 21, 2021 verified as of Apr 22, 2021 at 09:25 AM

Data in this report are provisional and subject to change.

The numbers in the table below represent the number of Florida and non-Florida residents for whom test results were received by the Department of Health. A person can be tested by more than one laboratory and can have both positive and negative results. **Therefore, the sum of the numbers in each column will be larger than the total number of people tested.**

Reporting lab	Inconclusive	Negative	Positive	Percent positive	Total
SIGNAL DIAGNOSTICS DBA FLOWHEALTH LABS			2	100%	2
DAVENPORT PEDIATRICS CLERMONT			2	100%	2
CATHOLIC HEALTH LABORATORY SERVICES		2			2
BOSTON PUBLIC HEALTH COMMISSION			2	100%	2
SOUTHERN BREEZE HEALTHCARE		1	1	50%	2
MOORE CLINICAL RESEARCH INC			2	100%	2
CLEVELAND CLINIC IMAGING			2	100%	2
NEW DISCOVERY BIOLOGICS, LLC		1	1	50%	2
RUST MEDICAL CENTER		2			2
HARRINGTON PARK HEALTH AND REHAB		2			2
DELRAY BEACH HEALTH CENTER			2	100%	2
CORTLAND PARK REHABILITATION AND NURSING CENTER		1	1	50%	2
GRACE HEALTHCARE OF LAKE WALES		1	1	50%	2
OMEGA RESEARCH CONSULTANTS			2	100%	2
The Palms Nursing and Rehabilitation		1	1	50%	2
SPRING HILL REGIONAL HOSPITAL			2	100%	2
Northport VAMC		2			2
ROUTE 16 PHARMACY LLC DBA HOLLAND PHAR		2			2
SAWGRASS PEDIATRIC PARTNERS LLC			2	100%	2
SIMPLY HEALTHCARE AND WELLNESS CLINIC, PC			2	100%	2
Crowne Health Care of Mobile		2			2
Lake Charles Healthcare LLC dba Landmark Lake Charles			2	100%	2
BAPTIST HEALTHCARE - LAKEVIEW CENTER INC		2			2
FLORIDA DEPARTMENT OF HEALTH IN LEE COUNTY		1	1	50%	2
WARD MEMORIAL HOSPITAL		2			2
Lenawee Medical Care Facility		2			2
WE CARE HOME HEALTH SOLUTIONS LLC			2	100%	2
SWEETWATER NURSING CENTER		2			2
EXPRESS CARE WALK-IN CLINIC			2	100%	2
Good Samaritan Society-Blackduck		1	1	50%	2
Walgreens #10207		2			2
A PATTERN MEDICAL CLINIC		2			2
WILCOX MEDICAL CENTER-ALMA COLLEGE		2			2
ASHLEY PEDIATRICS			2	100%	2
VIBRA HEALTH LABORATORY			2	100%	2
APALACHEE CENTER INC		2			2
UNIVERSITY HOSPITAL OF BROOKLYN		2			2
WEST HOUSTON MEDICAL CENTER			2	100%	2
MINUTECLINIC #1773		2			2
TRICORE REFERENCE LABORATORY		1	1	50%	2
CVS MA38POCT CHARLTON		2			2
BAYMEADOWS PRIMARY CARE		2			2
HOLSTON MEDICAL GROUP		2			2
WELL HEALTH LABS			2	100%	2
SENTARA NORFOLK GENERAL HOSPITAL			2	100%	2
PUBLIX PHARMACY #1092		2			2
GALEN BAYLOR EXTENSION		2			2

COVID-19: testing by laboratory

Data through Apr 21, 2021 verified as of Apr 22, 2021 at 09:25 AM

Data in this report are provisional and subject to change.

The numbers in the table below represent the number of Florida and non-Florida residents for whom test results were received by the Department of Health. A person can be tested by more than one laboratory and can have both positive and negative results. **Therefore, the sum of the numbers in each column will be larger than the total number of people tested.**

Reporting lab	Inconclusive	Negative	Positive	Percent positive	Total
Kroger 101 - The Little Clinic Hill Top		2			2
VA WNYHCS - Buffalo Division		1	1	50%	2
RABI SINHA, MD		2			2
UW HOSPITAL AND CLINICS		1	1	50%	2
CORNERSTONE MEDICAL CARE OF BRANDON		2			2
EAST CENTRAL REGIONAL HOSPITAL GRACEWO		2			2
FLAGLER HOME CARE			2	100%	2
CARE 365			2	100%	2
NEW YORK UNIVERSITY MEDICAL CENTER			2	100%	2
ON-SITE MEDICAL SOLUTIONS		2			2
PREVENTIVE HEALTH PARTNERS I L S C		2			2
UNIVERSITY OF VERMONT MEDICAL CENTER			2	100%	2
FASTCARE LLC			2	100%	2
CVS NC3514POCT STANLEY		2			2
SYNEOS HEALTH			2	100%	2
ALBUQUERQUE - AMG SPECIALTY HOSPITAL		2			2
CVS CA8861POCT BUENA PARK		2			2
BAYSHORE MEDICAL CENTER			2	100%	2
MINUTECLINIC DIAG OF IND, LLC #6250		2			2
WELLMED AT SOUTH STUART		2			2
87TH MEDICAL GROUP – MCGUIRE AMBULATORY CARE FACILITY		2			2
VALLEY MEDICAL LABORATORY			2	100%	2
BRENTWOOD AT FORE RANCH			2	100%	2
THE FOUNTAIN AT BOCA CIEGA BAY		2			2
DIVERSE MEDICAL CARE LLC			2	100%	2
UF KANAPAHA LAB BEAKER		2			2
JOHNSON CITY MEDICAL CENTER		1	1	50%	2
ASANTE ROGUE REGIONAL MEDICAL CENTER L		2			2
U OF MIAMI MILLER SCHOOL OF MEDICINE			2	100%	2
AUGUSTA HEALTH SKILLED CARE			2	100%	2
PALM CITY NURSING AND REHAB CENTER			2	100%	2
CARINGPLUS HOMECARE LLC		1	1	50%	2
SELECT MEDICAL CLINIC			2	100%	2
MINUTECLINIC MINUTECLINIC #4978		1	1	50%	2
CRAWFORD COUNTY CARE CENTER		2			2
EXCELTOX LABORATORIES LLC		2			2
CVS NE2741POCT LA VISTA		2			2
Kroger 549 - The Little Clinic Clinton Highway		2			2
Kroger 853 - The Little Clinic East Broad Street		2			2
PINARD HOME HEALTH SERVICES INC			2	100%	2
NEW BRIDGE MEDICAL CENTER		2			2
BERNHARDT LABORATORIES INC			2	100%	2
CVS MA41POCT TAUNTON		2			2
SCHEURER HOSPITAL		2			2
CARE NOW DENTON			2	100%	2
ARLINGTON DIALYSIS CENTER LLC		2			2
FRASER MEMORIAL HOSPITAL		1	1	50%	2

COVID-19: testing by laboratory

Data through Apr 21, 2021 verified as of Apr 22, 2021 at 09:25 AM

Data in this report are provisional and subject to change.

The numbers in the table below represent the number of Florida and non-Florida residents for whom test results were received by the Department of Health. A person can be tested by more than one laboratory and can have both positive and negative results. **Therefore, the sum of the numbers in each column will be larger than the total number of people tested.**

Reporting lab	Inconclusive	Negative	Positive	Percent positive	Total
METHODIST MANSFIELD MEDICAL CENTER			2	100%	2
SUNCOAST BLOOD BANK			2	100%	2
WELLSTAR PAULDING HOSPITAL		2			2
Van Wert Manor		2			2
LOWELL GENERAL HOSPITAL			2	100%	2
GERM BUSTERS 911 LLC			2	100%	2
EXPRESS CARE OF LEESBURG			2	100%	2
MIDLAND MEMORIAL HOSPITAL			2	100%	2
INTERNAL MEDICINE ASSOCIATES-DUNELLON			2	100%	2
MYKIDZMD PEDIATRICS PLLC		2			2
MEMORIAL HOSPITAL WEST			2	100%	2
ADVENTHEALTH EAST ORLANDO EMPLOYEE CLINIC		2			2
SUMMIT URGENT CARE PS			2	100%	2
THE RIM URGENT CARE			2	100%	2
MEDEXPRESS URGENT CARE-VINLAND SOUTH		1	1	50%	2
UNIVERSITY OF TEXAS AT EL PASO, THE			2	100%	2
HEAD 2 TOE PEDIATRICS, PLLC		1	1	50%	2
ROYAL OAK MEDICAL CENTER LLC DBA CHARACTER FAMILY			2	100%	2
Wetumpka Health and Rehab, LLC		2			2
PALM BEACH DIABETES & ENDOCRINE SPECIALISTS PA			2	100%	2
SOUTHEASTERN INSTITUTE OF RESTORATIVE MEDICINE		1	1	50%	2
First Care Living Center/Essentia Health			2	100%	2
OSF SAINT FRANCIS MEDICAL CENTER			2	100%	2
INTERNAL MEDICINE SPECIALISTS MEDICAL GROUP, PA		2			2
LONG, SARAH		1	1	50%	2
BAYFRONT CARDIOVASCULAR ASSOCIATES		1	1	50%	2
ACKERMAN CANCER CENTER		2			2
PRECISION DIAGNOSTIC INC		2			2
HOUSTON HEALTH DEPARTMENT - BUREAU OF LABORATORY SERVICES			2	100%	2
MEDEXPRESS URGENT CARE - O'FALLON		2			2
ALL PEDIATRIC CARE PA			2	100%	2
GET WELL EXPRESS URGENT CARE & WALK-IN CLINIC			2	100%	2
UHEALTH CARDIOLOGY			2	100%	2
MEDEXPRESS URGENT CARE - OMAHA N 72 ST		2			2
CVS MA137POCT QUINCY		2			2
CITY OF NEW YORK DEPARTMENT OF HEALTH			2	100%	2
BUCKINGHAM PAVILION INC		2			2
SOUTH HILLSBOROUGH CBOC			2	100%	2
LARKIN COMMUNITY HOSPITAL PALM SPRINGS CAMPUS		1	1	50%	2
ONTARIO COUNTY PUBLIC HEALTH		2			2
ASSOCIATES IN INTERNAL MEDICINE PA			2	100%	2
ORLANDO LUTHERAN TOWERS		1	1	50%	2
IMMACULATE HOUSE AT COUNTRYSIDE		2			2
HENRY FORD WEST BLOOMFIELD HOSPITAL			2	100%	2
TMH EC NORTHEAST LABORATORY			2	100%	2
Workmens Circle Multicare Center		2			2
ADVENTHEALTH IMAGING PARTIN SETTLEMENT			2	100%	2

COVID-19: testing by laboratory

Data through Apr 21, 2021 verified as of Apr 22, 2021 at 09:25 AM

Data in this report are provisional and subject to change.

The numbers in the table below represent the number of Florida and non-Florida residents for whom test results were received by the Department of Health. A person can be tested by more than one laboratory and can have both positive and negative results. **Therefore, the sum of the numbers in each column will be larger than the total number of people tested.**

Reporting lab	Inconclusive	Negative	Positive	Percent positive	Total
CVS AZ5892POCT LAVEEN		2			2
BIONIC TECHNOLOGIES CORPORATION			2	100%	2
OELWEIN HEALTH CARE CENTER		2			2
HUMILITY OF MARY HEALTH PARTNERS			2	100%	2
WyndRidge Health & Rehabilitation		2			2
NORTON IMMEDIATE CARE CENTER - PRESTON			2	100%	2
POMONA VALLEY COMMUNITY HOSPITAL			2	100%	2
Fairhaven Retirement Community		2			2
BROOKSVILLE DIALYSIS			2	100%	2
UNIVERSITY OF MARYLAND MEDICAL CENTER			2	100%	2
CHESTERFIELD HEALTHCARE GROUP, INC		2			2
BOND COMMUNITY HEALTH CENTER			2	100%	2
EAST CORE LAB			2	100%	2
URGENT CARE AND SURGERY CENTER			2	100%	2
WOODHILLS LABS			2	100%	2
LIFEGUARD AMBULANCE SERVICE LLC, TEXAS			2	100%	2
HAMILTON CHD		2			2
BROOKDALE PALM BEACH GARDENS			2	100%	2
MEDEXPRESS URGENT CARE PENNSVILLE		2			2
CVS AZ5477POCT SURPRISE		2			2
FLORIDA MEDICAL CLINIC IM LUTz			2	100%	2
ST ANTHONY COMMUNITY HOSPITAL LAB		1	1	50%	2
DNA DIAGNOSTICS CENTER		2			2
MEDEXPRESS URGENT CARE - SPRINGFIELD, COOLEY ST		2			2
Holiday Retirement Home			2	100%	2
PUTNAM COUNTY PUBLIC HEALTH UNIT		2			2
ST VINCENT'S AMBULATORY CARE INC			2	100%	2
LIFT HEALTH		2			2
CVS OH2381POCT LEWIS CENTER		2			2
MORRISTOWN MEMORIAL HOSPITAL		2			2
TRINITAS REGIONAL MEDICAL CENTER		1	1	50%	2
NIAGARA APOTHECARY INC		2			2
AMERICAN RESEARCH CENTERS OF FLORIDA			2	100%	2
MIDDLEBURG VA CBOC		2			2
MERCY CONVENIENT CARE			2	100%	2
MID AMERICA CLINICAL LABS			2	100%	2
LIFETIME FAMILY URGENT CARE			2	100%	2
VANAYER HEALTHCARE AND REHAB CENTER		2			2
MANASOTA PEDIATRICS			2	100%	2
PT&J REHAB LLC		1	1	50%	2
WALGREENS #15495		1	1	50%	2
CALIFORNIA DIVISION OF COMMUNICABLE DISEASE CONTROL			2	100%	2
Kroger 550 - The Little Clinic Bellevue		2			2
EASTERN NIAGARA HOSPITAL		2			2
VALUE DRUGS GREENLAWN INC		2			2
PREMIER FAMILY CARE I, INC			2	100%	2
NORTHSIDE FAMILY MEDICINE AND URGENT CARE (EAST COBB)		2			2

COVID-19: testing by laboratory

Data through Apr 21, 2021 verified as of Apr 22, 2021 at 09:25 AM

Data in this report are provisional and subject to change.

The numbers in the table below represent the number of Florida and non-Florida residents for whom test results were received by the Department of Health. A person can be tested by more than one laboratory and can have both positive and negative results. **Therefore, the sum of the numbers in each column will be larger than the total number of people tested.**

Reporting lab	Inconclusive	Negative	Positive	Percent positive	Total
NEW YORK PSYCHIATRIC INSTITUTE		2			2
MEDEXPRESS URGENT CARE - VINELAND S MA		2			2
Kroger 130 - The Little Clinic Colorado Springs		2			2
ADVENTIST HINSDALE HOSPITAL LABORATORY			2	100%	2
POINTE MEDICAL SERVICES INC			2	100%	2
University Center East			2	100%	2
ACN PHYSICIANS GROUP CORP			2	100%	2
Highland Ave. Eye Clinic		2			2
Manorcare Health Services - Williamsport South		2			2
GULF COAST REGIONAL MEDICAL CARE		2			2
PIEDMONT MOUNTAINSIDE HOSPITAL LAB - E		2			2
FLORIDA DEPARTMENT OF HEALTH PINELLAS COUNTY-			2	100%	2
PM PEDIATRICS OF BAYSIDE PLLC - HOPEWELL JUNCTION		2			2
CVS NV5286POCT HENDERSON		2			2
INNOVATIVE CARE II LLC			2	100%	2
PruittHealth Lakehaven		2			2
ASANTE THREE RIVERS MEDICAL CENTER LAB		2			2
NEMOURS CHILDREN'S PRIMARY CARE THE VILLAGES		2			2
VA CBOC			2	100%	2
PLASMA MED RESEARCH DBA		2			2
NLC LABS			2	100%	2
SANTA ROSA COUNTY HEALTH DEPARTMENT			2	100%	2
WALKONCLINIC			2	100%	2
TSALI CARE CENTER		2			2
CEDARS-SINAI MEDICAL CENTER			2	100%	2
BROOKS -TLC HOSPITAL SYSTEM			2	100%	2
NORTHSIDE FAMILY MEDICINE AND URGENT CARE (HOLLY SPRINGS)		2			2
MARCO ISLAND HOSPITAL INC D/B/A		1	1	50%	2
MEDEXPRESS URGENT CARE - DERBY N ROCK		2			2
GREEN RIVER MEDICAL CENTER			2	100%	2
Willow Ridge Center		1			1
ADVENTHEALTH PHYSICIAN GROUP - APPLEWOOD			1	100%	1
Lakeland Nursing and Rehabilitation Center LLC		1			1
VICTORIA PAIN AND REHABILITATION CENTER			1	100%	1
PACE UNIVERSITY HEALTH CARE		1			1
Country View of Sunbury			1	100%	1
PEDIATRICS AND FAMILY CARE, LLC			1	100%	1
INHEALTH LIFE SCIENCES LLC			1	100%	1
ABBOTT LABORATORIES ROSS PRODUCTS			1	100%	1
REGIONAL MEDICAL CENTER			1	100%	1
MEDEXPRESS URGENT CARE - HAMILTON SQUA		1			1
CLINICAL LABORATORY DEPARTMENT			1	100%	1
KIDSVILLE PEDIATRICS III PA			1	100%	1
Lexington Medical Center Extended Care		1			1
TMH PHYSICIAN PARTNERS WAKULLA			1	100%	1
Bolingreen Health and Rehabilitation		1			1
Broomall Manor		1			1

COVID-19: testing by laboratory

Data through Apr 21, 2021 verified as of Apr 22, 2021 at 09:25 AM

Data in this report are provisional and subject to change.

The numbers in the table below represent the number of Florida and non-Florida residents for whom test results were received by the Department of Health. A person can be tested by more than one laboratory and can have both positive and negative results. **Therefore, the sum of the numbers in each column will be larger than the total number of people tested.**

Reporting lab	Inconclusive	Negative	Positive	Percent positive	Total
BIODORON LABORATORIES			1	100%	1
C A R E S		1			1
MISSION REGIONAL MEDICAL CENTER			1	100%	1
PLEASANT RIDGE MANOR WEST		1			1
HIDALGO FAMILY CLINIC			1	100%	1
MARYWOOD HEIGHTS		1			1
CONNECTICUT CVS PHARMACY, LLC		1			1
AMERICAN LAB LLC		1			1
The Carrington		1			1
FAMILY MEDICAL CLINIC KENDALL LLC			1	100%	1
PINNACLE PAIN CENTER PS DBA LYNX HEALTHCARE		1			1
ATLANTIS VISION CENTER			1	100%	1
Kroger - KRO70600172		1			1
Fairview			1	100%	1
St. Ann Rehabilitation and Nursing Center		1			1
FRITZINGERTOWN SENIOR LIVING		1			1
URGENT CARE CENTER OF PORT ORANGE LLC			1	100%	1
MICROBIOLOGY DEPARTMENT			1	100%	1
Villa Maria			1	100%	1
PULSE MEDICAL DOCTOTS LLC			1	100%	1
MINUTE CLINIC DIAGNOSTICS OF IN, LLC #6252		1			1
LP Marietta II, LLC		1			1
DESERT SPRINGS HOSPITAL			1	100%	1
Kroger 527 - The Little Clinic Hwy 70 S.		1			1
CAREMOUNT MEDICAL PC		1			1
HOLYOKE MEDICAL CENTER			1	100%	1
UNIVERSITY OF WASHINGTON DEPT OF LAB MEDICINE			1	100%	1
PEDIATRIC URGENT CARE CENTR OF FORT WORTH-LA GRAN			1	100%	1
BETHESDA HEALTH PHYSICIANS GROUP		1			1
LOVELACE WOMEN'S HOSPITAL		1			1
ST. PETERSBURG PEDIATRICS-SEMINOLE			1	100%	1
MYLAN-SOUTH POINT PA		1			1
D'YOUVILLE SCHOOL OF PHARMACY		1			1
APC HEALTH LLC			1	100%	1
NORWOOD HEALTH CENTER		1			1
CFHC - FROSTPROOF			1	100%	1
Kroger 006 - The Little Clinic Uintah Gardens		1			1
WATERVIEW HILLS REHABILITATION AND NUR		1			1
SPELMAN COLLEGE DEPT OF HEALTH SERVICE		1			1
SUSAN F. WILLIAMS M.D., P.A.			1	100%	1
WALGREENS #09456		1			1
Diversicare of Eupora		1			1
AHC Dyersburg		1			1
HEALTH FIRST MEDICAL GROUP LLC			1	100%	1
INTERFAITH MEDICAL CENTER		1			1
CAN COMMUNITY HEALTH NORTH MIAMI, FL		1			1
HARTFORD HEALTH CARE & REHABILITATION			1	100%	1

COVID-19: testing by laboratory

Data through Apr 21, 2021 verified as of Apr 22, 2021 at 09:25 AM

Data in this report are provisional and subject to change.

The numbers in the table below represent the number of Florida and non-Florida residents for whom test results were received by the Department of Health. A person can be tested by more than one laboratory and can have both positive and negative results. **Therefore, the sum of the numbers in each column will be larger than the total number of people tested.**

Reporting lab	Inconclusive	Negative	Positive	Percent positive	Total
BAYLOR SCOTT & WHITE ALL SAINTS MEDICAL CENTER FT			1	100%	1
HIGHLANDS CLINICAL LABORATORY			1	100%	1
SUMMIT DETOX INC			1	100%	1
OXLEY PARK HEALTH & REHAB		1			1
INTERIM HEALTHCARE			1	100%	1
AIRPORT MEDICAL SOLUTIONS ORLANDO			1	100%	1
VALLEY VISTA CARE CENTER		1			1
Accordius Health at Harrisonburg		1			1
WASHINGTON SOLDIERS HOME AND COLONY		1			1
AdventHealth Care Center Zephyrhills North			1	100%	1
CVS MA1121POCT WESTFORD		1			1
MOBILE INFIRMARY MEDICAL CENTER			1	100%	1
WALGREENS #05432		1			1
ARBOR DIAGNOSTICS, INC		1			1
AFTER HOURS CLINIC			1	100%	1
WINTER HAVEN DIALYSIS		1			1
SUNRISE/QUAY COUNTY HEALTH CLINIC		1			1
PATIENT FIRST - GARRISONVILLE			1	100%	1
EXPRESS CARE OF OCALA			1	100%	1
Kroger 699 - The Little Clinic Smyrna		1			1
LACKAWANNA HEALTH AND REHAB CENTER		1			1
Oakview Manor Health and Rehab		1			1
CARESPOT - OVIEDO			1	100%	1
FAIRFIELD MEDICAL CENTER			1	100%	1
PRIME CARE FAMILY MEDICINE			1	100%	1
SELF REGIONAL HEALTHCARE			1	100%	1
ALLIANCE LABORATORY SERVICES			1	100%	1
MORELL			1	100%	1
IC LABS			1	100%	1
Pinnacle Health and Rehab at South Portland		1			1
DR PHILLIPS CENTER FOR WELLNESS		1			1
SEGAL INSTITUTE FOR CLINICAL RESEARCH INC			1	100%	1
CONVENIENT MD			1	100%	1
FREDERICK AVENUE GROUP HOME		1			1
Walgreens #9121		1			1
PUBLIX PHARMACY #0332		1			1
EAGLE COUNTY HEALTH AND HUMAN SERVICES			1	100%	1
EXPRESS LAB LIVINGSTON			1	100%	1
CHATEAU MADELEINE - SENIOR LIVING & MEMORY CARE			1	100%	1
ADAPTIVE BIOTECHNOLOGIES			1	100%	1
NAVICENT HEALTH OCONEE, LLC		1			1
DISCOVERY AT HOME, LLC			1	100%	1
INTEGRATED GENETICS SEQUENOM		1			1
FLORHAM PARK ENDOSCOPY CENTER		1			1
GENESIS HOME HEALTH CARE SERVICES OF			1	100%	1
Medilodge of Kalamazoo		1			1
PINELLAS POINT NURSING AND REHAB CENTER			1	100%	1

COVID-19: testing by laboratory

Data through Apr 21, 2021 verified as of Apr 22, 2021 at 09:25 AM

Data in this report are provisional and subject to change.

The numbers in the table below represent the number of Florida and non-Florida residents for whom test results were received by the Department of Health. A person can be tested by more than one laboratory and can have both positive and negative results. **Therefore, the sum of the numbers in each column will be larger than the total number of people tested.**

Reporting lab	Inconclusive	Negative	Positive	Percent positive	Total
ST JOHNS MEDICAL CENTER		1			1
Glen Oaks Health and REhabilitation		1			1
WALGREENS #15291		1			1
NHSN_AIMS		1			1
MEDICAL ASSOCIATES OF THE SHOALS		1			1
UT HEALTH RGV CLINICAL LABORATORY			1	100%	1
SMITH			1	100%	1
GENESEE COUNTY HEALTH DEPARTMENT		1			1
Kroger 353 - The Little Clinic Harpers Point		1			1
DAVITA DIALYSIS-NORTH			1	100%	1
DIGESTIVE DISEASE CARE PC		1			1
Kroger 539 - The Little Clinic Memorial Blvd.		1			1
Rio Grande City Nursing and Rehab Center			1	100%	1
ACCURATE HEALTH SERVICES CORP			1	100%	1
CLINTON DRUG STORE		1			1
Cornerstone at the Ranch		1			1
ANDREWS			1	100%	1
INNOVATIVE HEALTH DIAGNOSTIC OF CALIFORNIA			1	100%	1
Walgreens #12695			1	100%	1
Central Alabama Veterans HCS - East Campus		1			1
CARESPOT - LEE VISTA			1	100%	1
GULF BREEZE TREATMENT CENTER, LLC			1	100%	1
PSL JAX BEACH OPERATIONS LLC			1	100%	1
HALE KUPUNA HERITAGE HOME		1			1
CLINIC OF PLANT CITY, THE		1			1
CONVENIENT URGENT CARE			1	100%	1
DR. K PEDIATRICS			1	100%	1
VELOCITY URGENT CARE - REDMILL			1	100%	1
LEGACY SPECIALTY PHARMACY CORP			1	100%	1
PEDIATRIC ASSOCIATES OF JULINGTON CREEK			1	100%	1
RIVERTON CBOC			1	100%	1
IDAHO HEALTH DEPARTMENT			1	100%	1
MIAMI-DADE COUNTY HEALTH DEPT.		1			1
HOSPICE OF MARION COUNTY INC			1	100%	1
GOOD PEDIATRICS			1	100%	1
WY RETIREMENT CENTER		1			1
HANCOCK REGIONAL HOSPITAL		1			1
WESTON COUNTY HEALTH SERVICES			1	100%	1
HEALTH FIRST HOME CARE		1			1
UF HEALTH THE VILLAGES			1	100%	1
PRESTIGE ER			1	100%	1
CLIFTON-FINE HOSPITAL LABORATORY		1			1
ALL AMERICAN FAMILY AND GERIATRIC CARE			1	100%	1
COASTAL MANOR		1			1
EILEEN TURBESSI MD PA		1			1
SHP WESTCHESTER LLC		1			1
SOUTH SEMINOLE HOSPITAL POCT			1	100%	1

COVID-19: testing by laboratory

Data through Apr 21, 2021 verified as of Apr 22, 2021 at 09:25 AM

Data in this report are provisional and subject to change.

The numbers in the table below represent the number of Florida and non-Florida residents for whom test results were received by the Department of Health. A person can be tested by more than one laboratory and can have both positive and negative results. **Therefore, the sum of the numbers in each column will be larger than the total number of people tested.**

Reporting lab	Inconclusive	Negative	Positive	Percent positive	Total
ABSOLUTE HEALTHCARE			1	100%	1
BIOLOGICAL AND CHEMICAL EMERGENCIES LABORATORY			1	100%	1
LAKE REGIONAL HEALTH			1	100%	1
ABRAZO WEST CAMPUS			1	100%	1
NEW ERA HEALTH CENTER INC		1			1
PEACHEALTH LABORATORIES		1			1
PREMIUM HOME HEALTH CARE INC			1	100%	1
SOUTH FLORIDA EVALUATION AND TREATMENT		1			1
BAPTIST ASI			1	100%	1
MORNINGSIDE NURSING AND REHABILITATION		1			1
LADY LAKE FAMILY MEDICINE			1	100%	1
WALGREENS #06025		1			1
Community Care Center of Heritage House, LLC			1	100%	1
BEVERLY ADVANCED PRACTICE NURSING		1			1
MID-SOUTH URGENT CARE, PLLC			1	100%	1
Rehab Select of Talladega		1			1
HEALTHPLUS			1	100%	1
MAHONEY PEDIATRICS PA			1	100%	1
MOSOLF PEDIATRICS PA			1	100%	1
JOHN HOPKINS WELLNESS CENTER PEPSICO			1	100%	1
Stonespring Transitional Care		1			1
CONVENIENT MEDICAL AND HEALTH SERVICES			1	100%	1
MORSELIFE HOME CARE INC			1	100%	1
STANLY REGIONAL MEDICAL CENTER			1	100%	1
St. Anne Home		1			1
WELLCARE URGENT CARE			1	100%	1
PALM BEACH PEDIATRIC UROLOGY			1	100%	1
JUPITER MEDICAL CENTER INC			1	100%	1
NCH HEALTHCARE CREEKSIDE ENDOSCOPY			1	100%	1
Oak Hill Health & Rehabilitation Center			1	100%	1
CVS TX7824POCT GARLAND		1			1
STAMFORD HOSPITAL			1	100%	1
LIBERTY URGENT CARE			1	100%	1
CONTINENTAL HOME HEALTH CARE INC			1	100%	1
CHI ST ALEXIUS TRANSITIONAL CARE UNIT		1			1
ST. LUKE'S HOSPITAL			1	100%	1
J F K PEDIATRICS			1	100%	1
MIAMI CHILDRENS HOSPITAL MIDTOWN OUTPATIENT CENTER			1	100%	1
MISSISSIPPI VALLEY REGIONAL BLOOD CENTER			1	100%	1
WALGREENS #05150		1			1
PALM BREEZE DIALYSIS			1	100%	1
Kempsville Health and Rehab Center		1			1
KELLY			1	100%	1
RIVIERA BEACH INTEGRATED CARE INC			1	100%	1
BAYFRONT HEAL WOUND CARE AND HYPERBARIC CENTER			1	100%	1
DW MCMILLAN MEMORIAL HOSPITAL LABORATORY			1	100%	1
Ash Flat Healthcare and Rehabilitation Center			1	100%	1

COVID-19: testing by laboratory

Data through Apr 21, 2021 verified as of Apr 22, 2021 at 09:25 AM

Data in this report are provisional and subject to change.

The numbers in the table below represent the number of Florida and non-Florida residents for whom test results were received by the Department of Health. A person can be tested by more than one laboratory and can have both positive and negative results. **Therefore, the sum of the numbers in each column will be larger than the total number of people tested.**

Reporting lab	Inconclusive	Negative	Positive	Percent positive	Total
The Jordan Center		1			1
TITUSVILLE TOWERS ASSISTED LIVING		1			1
TALLAHASSEE DIALYSIS		1			1
CLINICAL MICROBIOLOGY LAB FAIRVIEW UNIVERSITY HOSPITAL			1	100%	1
TOMAH HEALTH			1	100%	1
ORLANDO DIALYSIS		1			1
Towne Manor West		1			1
FAIRVIEW HOSPITAL			1	100%	1
CENTRAL TX URGENT CARE			1	100%	1
ManorCare Yeadon		1			1
TENNOVA ER - SANGO			1	100%	1
FHPG INTERNAL MEDICINE OF BRANDON			1	100%	1
HEALTH PLUS SUNRISE MEDICAL OFFICE			1	100%	1
REGIONAL MED CTR BAYONET POINT			1	100%	1
OMNI HEALTHCARE URGENT CARE			1	100%	1
EMERALD HEALTH CARE		1			1
OHIO VALLEY MANOR NURSING &		1			1
SAINT ALPHONSUS REGIONAL MEDICAL CENTER			1	100%	1
JOHNSON MEDICAL SERVICES			1	100%	1
SOUTHERN FAMILY HEALTH			1	100%	1
SIGNATURE CARE COLLEGE STATION			1	100%	1
MEMORIAL HERMANN SOUTHWEST HOSPITAL			1	100%	1
MEDLABS OF FLORIDA LLC D/B/A MEDLABS DIAGNOSTICS		1			1
CLERMONT HEALTH DEPARTMENT			1	100%	1
TRIPLE O RESEARCH INSTITUTE PA			1	100%	1
YOUR KIDS URGENT CARE			1	100%	1
SPECTRUM LABORATORY			1	100%	1
LAKE VISTA DIALYSIS			1	100%	1
STATE OF ALASKA			1	100%	1
THE TOLEDO HOSPITAL			1	100%	1
Casa Real Center		1			1
Chateau Living Center			1	100%	1
WEST BOYNTON DIALYSIS			1	100%	1
MEMORIAL HEALTH UNIVERSITY MEDICAL		1			1
VERITAS GENETICS, INC.			1	100%	1
FAMILY & INTERNAL MEDICINE CENTER		1			1
COMMONWEALTH OF VIRGINIA DIVISION OF CONSOLIDATED LABORATORY SERVICES			1	100%	1
MT CARMEL NURSING HOME		1			1
ARLINGTON ADULT RESIDENTIAL FACILITY, INC			1	100%	1
Aspire Physical Recovery Center at Cahaba River		1			1
CENTER AT WATERFRONT		1			1
BACON COUNTY HOSPITAL		1			1
FLORIDA STATE UNIVERSITY HEALTH SERVICES			1	100%	1
CLINICAL TRIALS OF TAMPA LLC		1			1
Walgreens #5421		1			1
Medilodge of Midland		1			1
MERCY - NORTH IOWA			1	100%	1

COVID-19: testing by laboratory

Data through Apr 21, 2021 verified as of Apr 22, 2021 at 09:25 AM

Data in this report are provisional and subject to change.

The numbers in the table below represent the number of Florida and non-Florida residents for whom test results were received by the Department of Health. A person can be tested by more than one laboratory and can have both positive and negative results. **Therefore, the sum of the numbers in each column will be larger than the total number of people tested.**

Reporting lab	Inconclusive	Negative	Positive	Percent positive	Total
Walgreens #17445		1			1
DESERT ROSE FL LLC		1			1
WEST FLORIDA MEDICAL ASSOCIATES			1	100%	1
FRONT PORCH PEDIATRICS PLLC			1	100%	1
CORVALLIS CLINIC PC LAB		1			1
NEW ULM MEDICAL CENTER			1	100%	1
CONCIERGE INTERNAL MEDICINE ASSOCIATES			1	100%	1
CLARKSVILLE MANOR INC		1			1
THYROID SPECIALTY LABORATORY			1	100%	1
METHODISM MIDLOTHIAN MEDICAL CENTER			1	100%	1
CORE OCCUPATIONAL MEDICINE			1	100%	1
NAVAL BRANCH HEALTH CLINIC			1	100%	1
LABORATORIO MEDICO CENTRAL CONDOMINO MD			1	100%	1
CVS KS8601POCT OVERLAND PARK			1	100%	1
NHC HEALTH CARE CENTER		1			1
PREVENTIVE CARDIOLOGY AND INTERNAL MEDICINE ASSOCI			1	100%	1
CONSULATE HEALTH CARE OF VERO BEACH			1	100%	1
TANNER CLINIC			1	100%	1
FAMILY PRACTICE ASSOCIATES		1			1
PENNY PEDIATRICS		1			1
Lantern Park Specialty Care		1			1
BARRINGTON TERRACE NAPLES			1	100%	1
Crowne Health Care of Eufaula		1			1
MEDEXPRESS URGENT CARE - RUSSELLVILLE, W MAIN ST		1			1
CVS PA2867POCT FOLSOM		1			1
Alden North Shore			1	100%	1
YOUR HEALTH PEDIATRICS INC			1	100%	1
INTERNAL MEDICINE GROUP OF WINTER HAVEN PA		1			1
HEARTLAND PHARMACY SEBRING			1	100%	1
Abernethy Laurels		1			1
SARHA DOCTORS CENTER			1	100%	1
Valley View Health and Rehabilitation, LLC		1			1
FALKVILLE HEALTHCARE		1			1
ONPOINT URGENT CARE			1	100%	1
ALAFAYA WOODS FAMILY MEDICAL CENTER		1			1
PARKWAY REGIONAL MEDICAL CENTER LAB			1	100%	1
HOLYCROSS URGENT CARE AND IMAGING CENTER		1			1
NORTHEAST REGIONAL MEDICAL CENTER			1	100%	1
DAUGHTERS OF SARAH NURSING CENTER		1			1
TILLAMOOK COUNTY GENERAL HOSPITAL LAB		1			1
BALLAD HEALTH MEDICAL ASSOCIATES URGENT CARE			1	100%	1
TRIHEALTH			1	100%	1
Alaska Domiciliary Care for Homeless Veterans		1			1
SISTERS MISSION			1	100%	1
BAPTIST HOSPITAL EAST			1	100%	1
DIGNITY HEALTH GOHEALTH		1			1
CARTERSVILLE URGENT CARE			1	100%	1

COVID-19: testing by laboratory

Data through Apr 21, 2021 verified as of Apr 22, 2021 at 09:25 AM

Data in this report are provisional and subject to change.

The numbers in the table below represent the number of Florida and non-Florida residents for whom test results were received by the Department of Health. A person can be tested by more than one laboratory and can have both positive and negative results. **Therefore, the sum of the numbers in each column will be larger than the total number of people tested.**

Reporting lab	Inconclusive	Negative	Positive	Percent positive	Total
LEE HEALTH KIDS URGENT CARE		1			1
FAMILY MEDICAL CENTERS			1	100%	1
MID-FLORIDA CANCER CENTERS		1			1
KROGER 785 - THE LITTLE CLINIC DIXIE HWY		1			1
PCR DIAGNOSTICS			1	100%	1
BEST CARE COMMUNITY AND FAMILY HEALTH CENTER INC			1	100%	1
VIRGINIA UROLOGY		1			1
LAS PALOMAS SENIOR LIVING		1			1
Masonic Medical Research Institute			1	100%	1
CITRONELLE HEALTH AND REHABILITATION CENTER		1			1
BORINQUEN HEALTH CENTER			1	100%	1
CHP COVID-19 (TX)			1	100%	1
B2 URGENT CARE			1	100%	1
CARESPOT - WELLINGTON			1	100%	1
MADISON REHABILITATION HOSPITAL		1			1
1ST CHOICE URGENT CARE CENTER LLC			1	100%	1
JACK M MATHENY II MD			1	100%	1
ST JOHNS PEDIATRICS PA		1			1
Accordius Health at Gastonia			1	100%	1
OAKWOOD HOSPITAL - SOUTHSORE			1	100%	1
LAB. CORP. OF AMERICA			1	100%	1
Kroger 531 - The Little Clinic Waterville		1			1
INDIANA STATE DEPARTMENT OF HEALTH CLINIC MICROBIOLOGY		1			1
APPLECARE URGENT CARE			1	100%	1
WALGREENS # 03608			1	100%	1
Grand Junction VAMC		1			1
FLORIDA DIGESTIVE AND LIVER SPECIALISTS			1	100%	1
ATMORE COMMUNITY HOSPITAL			1	100%	1
LabCorp L#09258295 M#09258285			1	100%	1
ACUTE AND COMMUNICABLE DISEASE PREVENTION			1	100%	1
COSTCO PHARMACY #1023			1	100%	1
Good Samaritan Society-Atkinson		1			1
VIP STARNETWORK		1			1
Jewish Home of Rochester		1			1
PASTEUR MEDICAL HIALEAH GARDEN LLC			1	100%	1
SARASOTA MEMORIAL HEALTHCARE			1	100%	1
Erie VAMC		1			1
DE TAR HOSPITAL			1	100%	1
SPARTA HEALTH & REHAB		1			1
CONNECTICUT PEDIATRICS @ CHC		1			1
SANTA MONICA FERTILITY			1	100%	1
PACIFICA CARE PLLC			1	100%	1
MED LAB SERVICES, LLC			1	100%	1
CHILDRENS HEALTHCARE CTE OF NORTHERN		1			1
MANCHESTER COMMONS		1			1
GRANITE FALLS LTC, LLC		1			1
ADVANCE GASTROENTEROLOGY			1	100%	1

COVID-19: testing by laboratory

Data through Apr 21, 2021 verified as of Apr 22, 2021 at 09:25 AM

Data in this report are provisional and subject to change.

The numbers in the table below represent the number of Florida and non-Florida residents for whom test results were received by the Department of Health. A person can be tested by more than one laboratory and can have both positive and negative results. **Therefore, the sum of the numbers in each column will be larger than the total number of people tested.**

Reporting lab	Inconclusive	Negative	Positive	Percent positive	Total
CAROLINA BAY HEALTHCARE CTR OF WILMING		1			1
TFH HOME HEALTH INC			1	100%	1
ST MARY'S OF SAGINAW		1			1
BERKSHIRE MEDICAL CENTER			1	100%	1
ATRIA TAMARAC			1	100%	1
MEDIPLUS CLINIC, INC			1	100%	1
SWIFT CREEK HEALTH CENTER AT THE TEMPL		1			1
KINGWOOD EMERGENCY HOSPITAL			1	100%	1
Garden Villa Bedford		1			1
CPL INC/BSSC PATHOLOGY		1			1
FLORIDA MEDICAL CLINIC, PA		1			1
Walgreens #3049		1			1
NORTH CAROLINA STATE LABORATORY OF PUBLIC HEALTH, SPECTRUM LAB NETWORK			1	100%	1
NEMOURS CHILDRENS URGENT CARE			1	100%	1
EMORY DECATUR HOSPITAL - EMORY MEDICAL		1			1
PAUL C SCHWARTZ & MELVIN L WEIDMAN		1			1
PENROSE HOSPITAL			1	100%	1
SUNY AT STONY BROOK			1	100%	1
LAURELS OF ATHENS, THE		1			1
TEXAS HEALTH ARLINGTON MEMORIAL HOSPITAL			1	100%	1
Integrity Healthcare of Carbondale			1	100%	1
TOMAH VAMC			1	100%	1
TEXAS HEALTH ARLINGTON MEMORIAL		1			1
HACKENSACK UNIVERSITY MEDICAL CENTER		1			1
PROVIDENCE HOSPITAL			1	100%	1
CHRISTUS GOOD SHEPHERD MEDICAL CENTER			1	100%	1
OMAHA VA MEDICAL CENTER			1	100%	1
Riverside Nursing & Rehabilitation Center		1			1
SOUTHERN OHIO MEDICAL CENTER			1	100%	1
PEDRO MENENDEZ HEALTH CENTER AT ST JOHNS			1	100%	1
UMMC MIDTOWN CAMPUS			1	100%	1
PM PEDIATRICS OF BAYSIDE, PLLC		1			1
PUBLIC HEALTH LABORATORIES			1	100%	1
SPECIALTY DRUG TESTING			1	100%	1
MEDEXPRESS URGENT CARE-HAVERHILL		1			1
BAPTIST HEALTH ASI			1	100%	1
NEW YORK PRESBYTERIAN HOSPITAL			1	100%	1
POUDRE VALLEY HOSPITAL			1	100%	1
HOME AIDE SVC OF EASTERN NY INC D/B/A		1			1
CAH ACQUISITION COMPANY 11 LLC			1	100%	1
Walgreens #9620		1			1
TIMPANOGOS REGIONAL HOSPITAL			1	100%	1
GARNET HEALTH URGENT CARE		1			1
LOGAN COUNTY HOSPITAL			1	100%	1
FAST TEST NOW		1			1
WESTOX LABS		1			1
TEXAS HEALTH HARRIS METHODIST HOSPITAL			1	100%	1

COVID-19: testing by laboratory

Data through Apr 21, 2021 verified as of Apr 22, 2021 at 09:25 AM

Data in this report are provisional and subject to change.

The numbers in the table below represent the number of Florida and non-Florida residents for whom test results were received by the Department of Health. A person can be tested by more than one laboratory and can have both positive and negative results. **Therefore, the sum of the numbers in each column will be larger than the total number of people tested.**

Reporting lab	Inconclusive	Negative	Positive	Percent positive	Total
NEMOURS CHILDREN'S			1	100%	1
LABONE		1			1
MORGAN MEDICAL CENTER		1			1
HIGHLAND LABORATORY			1	100%	1
WALKIN MEDICAL URGENT CARE,NEW CITY			1	100%	1
FLORIDA DEPARTMENT OF HEALTH PALM BEACH COUNTY			1	100%	1
EMERY MEDICAL CENTER			1	100%	1
ENT AND ALLERGY ASSOCIATES, LLP		1			1
FIVE STAR PREMIER RESIDENCES OF POMPANO BEACH			1	100%	1
Greenhaven Health and Rehabilitation		1			1
VITAL CARE			1	100%	1
LABTEST LLC LABTEST DIAGNOSTICS			1	100%	1
BMRHC HARRISON		1			1
Glenburn Home		1			1
NORTH WEST FLORIDA DIAGNOSTIC ENOCRINOLOGY CLINIC			1	100%	1
SUTTER GOULD MEDICAL FOUNDATION			1	100%	1
QUALITY LAB			1	100%	1
RYE BEACH PHARMACY INC		1			1
ADVANCED MEDICAL LABORATORIES (AML)			1	100%	1
GABRIELA GOLDSTEIN MD PA			1	100%	1
GALVESTON COUNTY HEALTH DISTRICT			1	100%	1
HSRE-ASL CASSELBERRY TRS, LLC			1	100%	1
CELEBRATION FAMILY PHYSICIANS LLC			1	100%	1
PEDIATRIC PARTNERS ZEPHYRHILLS			1	100%	1
Ashland Place Health and Rehabilitation, LLC		1			1
CHATSWORTH ASSISTED LIVING COMMUNITY AT PGA NATIONAL			1	100%	1
Rockcastle Health and Rehab		1			1
BOCA MEDICAL CARE			1	100%	1
WILMINGTON NURSING AND REHAB			1	100%	1
OPCO LLC LEGACY NURSING AND REHABILITA		1			1
WELL KEY URGENT CARE MARYVILLE		1			1
BLACK SHEEP MEDICAL			1	100%	1
COSTAMED GRUPO MEDICO			1	100%	1
OXY-GENLAB			1	100%	1
ELLIS HOSPITAL URGENT CARE CENTER LAB		1			1
JACKSONVILLE HEALTH & REHAB		1			1
CMC MERCY LABORATORY			1	100%	1
Ladera Center		1			1
CACERES SPECIALIZED GYNECOLOGY		1			1
HAMPTON VAMC		1			1
MID FLORIDA DERMATOLOGY ASSOCIATES PA			1	100%	1
Kroger 444 - The Little Clinic Dent		1			1
MED FIRST IMMEDIATE CARE AND FAMILY PRACTICE			1	100%	1
Sage Bluff Health & Rehabilitation Center		1			1
BAYSHORE DIALYSIS			1	100%	1
VA OPTOMETRY CLINIC			1	100%	1
PROGRESSIVE URGENT CARE, PC			1	100%	1

COVID-19: testing by laboratory

Data through Apr 21, 2021 verified as of Apr 22, 2021 at 09:25 AM

Data in this report are provisional and subject to change.

The numbers in the table below represent the number of Florida and non-Florida residents for whom test results were received by the Department of Health. A person can be tested by more than one laboratory and can have both positive and negative results. **Therefore, the sum of the numbers in each column will be larger than the total number of people tested.**

Reporting lab	Inconclusive	Negative	Positive	Percent positive	Total
PALM COAST DRAW STATION/AMERICAN HEALTH ASSOCIATES		1			1
Autumn Care of Suffolk		1			1
GATEWAY COMMUNITY SERVICES INC			1	100%	1
PEDIATRIC PARTNERS OF ZEPHYRHILLS PA			1	100%	1
Elm Crest Senior Living Community		1			1
Villages of St.Peters		1			1
LIFE CARE CENTER OF CLEVELAND		1			1
UF HEALTH EMERGENCY CENTER LABORATORY		1			1
HEARTLAND NURSING & REHABILITATION		1			1
ERIE COUNTY EMERGENCY SERVICES DIV OF		1			1
MIAMI JEWISH DIALYSIS			1	100%	1
BAPTIST HEALTH MEDICAL PLAZA			1	100%	1
AURORA CONSOLIDATED LABORATORY			1	100%	1
The Center at Centennial			1	100%	1
ESOTERIC LAB			1	100%	1
CATHEDRAL GERONTOLOGY CENTER DBA CATHEDRAL CARES			1	100%	1
NORTH PALM BEACH DIALYSIS CENTER			1	100%	1
COUNTRYSIDE PEDIATRIC CARE PA			1	100%	1
Kroger 705 - The Little Clinic Richmond		1			1
WALGREEN#12147		1			1
CVS NE5863POCT OMAHA		1			1
CLEVELAND CLINIC FLORIDA WAIVED			1	100%	1
ST.ELIZABETH HEALTH CENTER	1				1
GWINNETT MEDICAL CENTER			1	100%	1
TANNER MEDICAL CENTER VILLA RICA		1			1
ASCENSION ST VINCENT'S - WESTSIDE			1	100%	1
Washington County Nursing H0me			1	100%	1
ST JOSEPHS CHILDRENS HOSPITAL PEDI TRANSPORT			1	100%	1
THOMAS HOSPITAL			1	100%	1
RESOURCE PATH LLC			1	100%	1
HIGH DESERT COURT GROUP HOME			1	100%	1
WALGREENS #5130			1	100%	1
SUN LABORATORY SERVICES,INC			1	100%	1
ALLEGANY COUNTY DEPARTMENT OF HEALTH		1			1
Hillside Manor Rehabilitation and Extended Care Center		1			1
Lutheran Community at Telford		1			1
HEALTH ALLIANCE			1	100%	1
KID FIXERS		1			1
DEACONESS URGENT CARE CENTER			1	100%	1
CHILDRENS AT NORTH POINT URGENT CARE L		1			1
NEW YORK STATE DEPTARTMENT OF HEALTH			1	100%	1
TAYLOR COUNTY HEALTH DEPARTMENT			1	100%	1
DOCTORS HOSPITAL OF LAREDO			1	100%	1
Schoenbrunn Healthcare		1			1
CVS IL7142POCT LOCKPORT		1			1
REHABILITATION CENTER OF SOUTH GEORGIA		1			1
CORPUS CHRISTI MEDICAL CENTER			1	100%	1

COVID-19: testing by laboratory

Data through Apr 21, 2021 verified as of Apr 22, 2021 at 09:25 AM

Data in this report are provisional and subject to change.

The numbers in the table below represent the number of Florida and non-Florida residents for whom test results were received by the Department of Health. A person can be tested by more than one laboratory and can have both positive and negative results. **Therefore, the sum of the numbers in each column will be larger than the total number of people tested.**

Reporting lab	Inconclusive	Negative	Positive	Percent positive	Total
COURTLAND TERRACE		1			1
Kroger 016 - The Little Clinic Centennial		1			1
BOYKIN		1			1
KEY BISCAYNE PEDIATRIC ASSOCIATES INC			1	100%	1
Walgreens #12153		1			1
THE EMORY CLINIC			1	100%	1
MIL LAKE HEALTHCARE CENTER INC PEDIATRICS			1	100%	1
VETERANS AFFAIRS MEDICAL CENTER - EAST ORANGE			1	100%	1
SANFORD LABORATORY BISMARCK			1	100%	1
SELECT SPECIALTY HOSPITAL - ORLANDO SOUTH			1	100%	1
LCMC LAB SUBSECTION		1			1
PARKVIEW MANOR NURSING HOME		1			1
WORKFORCE HEALTH DEPARTMENT			1	100%	1
SOUTHERN WINDS			1	100%	1
GENESIS HEALTH SYSTEM			1	100%	1
PANCARE HEALTH - BRUCE			1	100%	1
Caldwell Care		1			1
Wedgewood Manor		1			1
MORGAN STANELY HEALTH CENTER		1			1
CYPRESS CREEK DIALYSIS CTR			1	100%	1
Kroger 49 - The Little Clinic Wichita - 21st St.			1	100%	1
UNIVERSITY OF MARYLAND PATHOLOGY ASSOCIATES			1	100%	1
Freedom Pointe at The Villages			1	100%	1
THE MEDICAL CENTER			1	100%	1
MOUNT SINAI HOSPITAL OF QUEENS			1	100%	1
A.G. Rhodes		1			1
CVS CA9751POCT AGOURA		1			1
Mountain City Care and Rehabilitation Center		1			1
MEA PRIMARY CARE PLUS BYRAM			1	100%	1
VA Texas Valley Coastal Bend Harlingen HCC		1			1
GENVIEW DIAGNOSIS INC			1	100%	1
AUTUMN HOUSE			1	100%	1
GULF COUNTY HEALTH DEPARTMENT			1	100%	1
ADVENTHEALTH HOME CARE WATERMAN			1	100%	1
PATHOLOGYT & LAB MEDICINE SERVICES			1	100%	1
AML DIAGNOSTICS- ADV TESTING IN METABOLIC MEDICINE			1	100%	1
PATIENT FIRST - CHERRY HILL		1			1
WARREN GENERAL HOSPITAL			1	100%	1
SPRINGBROOK HOSPITAL			1	100%	1
ST PETERSBURG GENERAL HOSPITAL LABORATORY			1	100%	1
FORT LOUDOUN PRIMARY CARE		1			1
CHRISTIANA HOSPITAL		1			1
JEFFREY A HIRSCHFIELD, MD PA			1	100%	1
MED CHOICE CENTER OF NORTH MIAMI			1	100%	1
KETTERING MEDICAL CENTER			1	100%	1
ST. LUKES HOSPITAL			1	100%	1
AVERA SACRED HEART HOSPITAL			1	100%	1

COVID-19: testing by laboratory

Data through Apr 21, 2021 verified as of Apr 22, 2021 at 09:25 AM

Data in this report are provisional and subject to change.

The numbers in the table below represent the number of Florida and non-Florida residents for whom test results were received by the Department of Health. A person can be tested by more than one laboratory and can have both positive and negative results. **Therefore, the sum of the numbers in each column will be larger than the total number of people tested.**

Reporting lab	Inconclusive	Negative	Positive	Percent positive	Total
Elderwood at Lancaster		1			1
MEDICAL CLINIC OF HOUSTON			1	100%	1
Kroger 909 - The Little Clinic Hamilton			1	100%	1
KIOSK MEDICINE KENTUCKY LLC		1			1
MEDEXPRESS URGENT CARE - BENTONVILLE		1			1
ELATION HEALTH		1			1
DOCTOR TODAY URGENT CARE			1	100%	1
Parkside Manor		1			1
MEDEXPRESS URGENT CARE - MT EPHRAIM		1			1
IVY CREEK HEALTHCARE & WELLNESS CENTRE			1	100%	1
American Fork Care Center dba Heritage Care Center		1			1
ST FRANCIS MEDICAL CENTER			1	100%	1
Arlington Care Center			1	100%	1
Good Samaritan Society - Mountian Lake		1			1
BRADENTON CONVENTION CENTER			1	100%	1
DEPT OF VA MEDICAL CENTER - MIAMI			1	100%	1
PALACE CARE AND REHAB		1			1
SOUTH TEXAS HEALTH SYSTEM ER - WARE ROAD			1	100%	1
CHAMBREL AT PINECASTLE			1	100%	1
AVON PARK CLUSTER		1			1
NEW MILFORD HOSPITAL			1	100%	1
SEABROOK EMS			1	100%	1
SC-GA2018 THE RIDGE REHABILITATION & H		1			1
CVS MA634POCT KINGSTON			1	100%	1
SC-GA2018 MCCORMICK REHAB & HEALTHCARE		1			1
Walgreens #10988		1			1
MEMORIAL HOSPITAL AT GULFPORT			1	100%	1
VANAJA SUREDDI MD PA			1	100%	1
Consulate Health Care of Tallahassee			1	100%	1
MADISON AT OVIEDO			1	100%	1
YUMA REGIONAL MEDICAL CENTER			1	100%	1
Kroger 779 - The Little Clinic Georgetown		1			1
PALOMAR MEDICAL CENTER			1	100%	1
MAIN STREET PHARMACY OF MARCELLUS, INC		1			1
GULF COAST VILLAGE HOME HEALTH INC			1	100%	1
LONESTAR 24HRER MANAGEMENT LLC DBA LONESTAR 24HRER			1	100%	1
Franciscan Convalescent Hospital		1			1
DORA HOME CARE			1	100%	1
GENESIS MEDICAL CENTER OF CORAL SPRINGS INC			1	100%	1
PROVIDENCE PORTLAND MEDICAL CENTER		1			1
LAKE MARY DIALYSIS			1	100%	1
SALEM HOSPITAL REGIONAL LABORATORY		1			1
SAINT PETE MRI			1	100%	1
Avista Nursing and Rehab			1	100%	1
Good Shepherd Fairview Home, Inc.		1			1
SOUTH DADE NURSING & REHABILITATION CENTER			1	100%	1
CVS NV9586POCT RENO		1			1

COVID-19: testing by laboratory

Data through Apr 21, 2021 verified as of Apr 22, 2021 at 09:25 AM

Data in this report are provisional and subject to change.

The numbers in the table below represent the number of Florida and non-Florida residents for whom test results were received by the Department of Health. A person can be tested by more than one laboratory and can have both positive and negative results. **Therefore, the sum of the numbers in each column will be larger than the total number of people tested.**

Reporting lab	Inconclusive	Negative	Positive	Percent positive	Total
JOHN D. ARCHBOLD MEMORIAL HOSPITAL			1	100%	1
ROSLYN INTERNAL MEDICINE		1			1
DEVITA		1			1
SPORTS MEDICINE CLINIC - U OF WYOMING			1	100%	1
OAKVIEW INC		1			1
COOSA VALLEY HEALTHCARE CENTER LLC		1			1
BMC/NASSAU			1	100%	1
SUN CITY DIAGNOSTIC CENTER			1	100%	1
Heritage of Red Cloud		1			1
NHC Chattanooga			1	100%	1
ATHENS MEDICAL CENTER			1	100%	1
MEDICAL ASSOCIATES OF CARTER		1			1
NIHCC			1	100%	1
Life Care Center of Paradise Valley		1			1
FLORIDA EPIDEMIOLOGY PROGRAM			1	100%	1
CAPE CORAL HOSPITAL NURSING			1	100%	1
Waycross VA CBOC		1			1
Encompass Health Rehab Hosp Tinton Falls		1			1
Smg At Bridgewater Family Medicine		1			1
ELLICOTT CENTER FOR REHABILITATION AND		1			1
CALIFORNIA PUBLIC HEALTH LABORATORY			1	100%	1
PIEDMONT MOUNTAINSIDE HOSPITAL LABORAT		1			1
LANGLADE			1	100%	1
Signature HealthCare of Bowling Green		1			1
Kroger - KRO03400316			1	100%	1
CRESTHAVEN			1	100%	1
Kroger 541 - The Little Clinic Long Hollow Pike		1			1
WELLINGTON WEST 100176			1	100%	1
LAB TEST KENDALL LLC		1			1
Parkwood Healthcare Facility		1			1
MARTIN HEALTH PHYSICIAN GROUP			1	100%	1
Brattleboro Crossings LLC dba Pine Heights at Brattleboro		1			1
GREATER TAMPA AT HOME			1	100%	1
EUROFINS PHOENIX			1	100%	1
UF HEALTH FAMILY MEDICINE-GOODBYS CREEK			1	100%	1
WMC HEALTH GROUP INC			1	100%	1
DONALSONVILLE HOSPITAL			1	100%	1
MULTICARE PHYSICIANS			1	100%	1
PALMA CEIA MED GROUP-SWANN		1			1
Gulf Coast health and Rehabilitation, LLC		1			1
DSL TENANT II LLC			1	100%	1
WALK IN FAMILY MEDICINE CENTER			1	100%	1
WELLSTAR SPALDING REGIONAL MEDICAL CENTER		1			1
ADVENTHEALTH SENIOR CARE AT ORMOND			1	100%	1
TARRYTOWN PHARMACY			1	100%	1
MEDICAL EXAMINERS OFFICE, LEESBURG			1	100%	1
St. Catherine's manor of Findlay		1			1

COVID-19: testing by laboratory

Data through Apr 21, 2021 verified as of Apr 22, 2021 at 09:25 AM

Data in this report are provisional and subject to change.

The numbers in the table below represent the number of Florida and non-Florida residents for whom test results were received by the Department of Health. A person can be tested by more than one laboratory and can have both positive and negative results. **Therefore, the sum of the numbers in each column will be larger than the total number of people tested.**

Reporting lab	Inconclusive	Negative	Positive	Percent positive	Total
STONESPRINGS HOSPITAL CENTER			1	100%	1
VIVIAN SIMMONS FAMILY PRACTICE			1	100%	1
NORTH MIAMI BEACH SURGICAL CENTER			1	100%	1
SHAW MEDICAL GROUP LLC			1	100%	1
ALL PRO ORTHOPEDICS & SPORTS MEDICINE, PA			1	100%	1
WESLEY CHAPEL INTERNAL MEDICINE AND PEDIATRICS PA			1	100%	1
Westminster Canterbury Richmond		1			1
BLOOMINGDALE MEDICAL ASSOC			1	100%	1
SYNAPSE ANALYTICAL LABS		1			1
SV MOBILE HEALTH			1	100%	1
LIFESTREAM BEHAVIORAL CENTER INC			1	100%	1
EXACCARE KINGSTON, LLC			1	100%	1
MEMPHIS URGENT CARE #2, LLC			1	100%	1
EPIC CARE PHARMACY		1			1
Diversicare of Ripley		1			1
SLIDELL MEMORIAL HOSPITAL			1	100%	1
ICARE		1			1
MEDEXPRESS URGENT CARE-BRENTWOOD		1			1
LEE MEMORIAL HEALTH SYSTEMS HOME HEALTH		1			1
Kroger 588 - The Little Clinic Thompsons Station		1			1
MEMORIAL HOSPITAL LOS BANOS			1	100%	1
LONG ISLAND MINIMALLY INVASIVE SURGERY		1			1
ANDERSON NURSING CENTER			1	100%	1
CHC			1	100%	1
PRIMARY & URGENT CARE CENTERS			1	100%	1
SEATTLE-KING COUNTY			1	100%	1
BOCA GENERAL AND FAMILY MEDICINE		1			1
Cerenity Senior Care-White Bear Lake		1			1
EUGENE T FINAN, MD			1	100%	1
APPLECARE URGENT CARE KINGSLAND			1	100%	1
FRIO REGIONAL PRIMARY CARE AND URGENT CARE CLINIC			1	100%	1
ORCHARD PARK HEALTH CARE AND REHABILITATION CENTER		1			1
FIRST CARE OF GAINESVILLE			1	100%	1
WHEATON FRANCISCAN LABORATORY			1	100%	1
Kroger 929 - The Little Clinic Corryville		1			1
BRIDGES AT LIFE CARE CENTER OF OCALA, THE			1	100%	1
Perham Living			1	100%	1
COASTAL ER IX, PHYSICIANS PREMIER			1	100%	1
Kroger 670 - The Little Clinic Powell		1			1
SUMMER PLACE NURSING & REHABILITATION		1			1
LINK PHARMACY LLC		1			1
Remarkable Healthcare Dallas			1	100%	1
INTERIM HEALTHCARE OF PALM COAST			1	100%	1
THE LITTLE CLINIC, LLC			1	100%	1
MEDEXPRESS URGENT CARE - LAWTON		1			1
MY URGENT CARE CLINIC			1	100%	1
APOLLOMDX LLC			1	100%	1

COVID-19: testing by laboratory

Data through Apr 21, 2021 verified as of Apr 22, 2021 at 09:25 AM

Data in this report are provisional and subject to change.

The numbers in the table below represent the number of Florida and non-Florida residents for whom test results were received by the Department of Health. A person can be tested by more than one laboratory and can have both positive and negative results. **Therefore, the sum of the numbers in each column will be larger than the total number of people tested.**

Reporting lab	Inconclusive	Negative	Positive	Percent positive	Total
Traymore Nursing Center		1			1
VA North May Outpatient Clinic		1			1
Alexandria Place		1			1
ST. MICHAEL'S ELITE HOSPITAL			1	100%	1
BETTER U BETTER LIFE WELLNESS LLC			1	100%	1
Canandaigua VAMC		1			1
White River Health Care Center		1			1
EVANS FAMILY CARE PA			1	100%	1
NEXT LEVEL URGENT CARE (WOODLANDS)			1	100%	1
CARING PROFESSIONAL HEALTH CARE LLC		1			1
BRIDGEWAY CENTER INC			1	100%	1
DERMDX, DIV OF AURORA DIAGNOSTICS/BERNHARDT LAB		1			1
CAN COMMUNITY HEALTH LLC		1			1
HARDVARD VANGUARD MEDICAL ASSOCIATES - NEEDHAM			1	100%	1
ACCOMPLISHED HOME CARE		1			1
Hearthstone Nursing and Rehabilitation Center		1			1
Monument Health Strugis Care Center		1			1
RIDGE OPTUM FLORIDA			1	100%	1
BRUSHY CREEK FAMILY HOSPITAL			1	100%	1
LIFE CARE CENTER OF HILTON HEAD		1			1
SENCARE MANAGEMENT		1			1
LABORATORY COPRORATION OF AMERICA			1	100%	1
TILE PHARMACY		1			1
PERFECT HEALTH URGENT CARE AND MEDICAL		1			1
URGENT DOC -NACOGODOCHES CLINIC			1	100%	1
PCG MOLECULAR			1	100%	1
PROVIDENCE ST PETER HOSPITAL		1			1
MBMG OF WINTER HAVEN			1	100%	1
PROGRESSIVE MEDICAL LAB LLC			1	100%	1
Kroger 356 - The Little Clinic Middletown		1			1
Oklahoma Methodist Manor			1	100%	1
CVS CT2210POCT RIVERSIDE		1			1
NORTHEAST GEORGIA HEALTH SYSTEM			1	100%	1
Crisp Regional Nursing and Rehab Center		1			1
MRMC LAB MICRO			1	100%	1
UNITED HEALTHCARE			1	100%	1
Spring Gate Rehab and Healthcare Center		1			1
WALMART PHARMACY 10-4554		1			1
FAMILY PRACTICE OF CENTRAL FLORIDA PA			1	100%	1
MEDEXPRESS URGENT CARE - LEOMINSTER		1			1
ST LUKE'S CORNWALL HOSPITAL N			1	100%	1
Medicalodges Neosho			1	100%	1
GENESIS MICROBIOLOGY LAB		1			1
TREASURE COAST MEDICAL CONCIERGE LLC			1	100%	1
SAINT JOSEPHS HOSPITAL OF ATLANTA			1	100%	1
OUCH URGENT CARE			1	100%	1
ADVENTHEALTH MEDICAL GROUP UROLOGY AT EAST ORLANDO		1			1

COVID-19: testing by laboratory

Data through Apr 21, 2021 verified as of Apr 22, 2021 at 09:25 AM

Data in this report are provisional and subject to change.

The numbers in the table below represent the number of Florida and non-Florida residents for whom test results were received by the Department of Health. A person can be tested by more than one laboratory and can have both positive and negative results. **Therefore, the sum of the numbers in each column will be larger than the total number of people tested.**

Reporting lab	Inconclusive	Negative	Positive	Percent positive	Total
STAT EMERGENCY CENTER			1	100%	1
CARE ADVANTAGE			1	100%	1
WEST FLORIDA HOSPITAL LABORATORY			1	100%	1
NORDX			1	100%	1
WRIGHT PATTERSON AFB MEDICAL CENTER			1	100%	1
Jenkins Living Center		1			1
SMITH KLINE			1	100%	1
GOLDING-GRANADO MEDICAL ASSOCIATES		1			1
PM PEDIATRICS OF VIRGINIA			1	100%	1
ABSOLUTE QUICK CARE			1	100%	1
APS-SUMMIT CARE PHARMACY, LLC DBA OMNICARE		1			1
INDIGO PALMS			1	100%	1
UNIVERSITY PLACE NURSING CENTER		1			1
FORT MYERS DIALYSIS		1			1
Kroger 500 - The Little Clinic Speedway		1			1
Chesapeake Shores - Signature HealthCare LLC		1			1
GUILFORD IMMEDIATE CARE, SYAH, LLC		1			1
REELFOOT FAMILY WALK-IN CLINIC		1			1
PIEDMONT ATHENS REGIONAL HOSPITAL LAB			1	100%	1
Crowne Health Care of Thomasville		1			1
FAU MEMORY & WELLNESS CENTER			1	100%	1
ANY LAB TEST NOW JACKSONVILLE		1			1
San Antonio Residence and Rehabilitation Center		1			1
PASCO COUNTY HEALTH DEPARTMENT			1	100%	1
HOLMES FAMILY PRACTICE PA			1	100%	1
SPECTRUM LUDINGTON			1	100%	1
BOTTINEAU GOOD SAMARITAN CENTER		1			1
Manor Care of Dallastown d/b/a ManorCare Health Services - Dallastown		1			1
Hinesville VA Clinic		1			1
BAM INC		1			1
PHYSICIANS IMMEDIATE CARE			1	100%	1
Bayou Vista Community Care Center			1	100%	1
PALM BEACH COUNTY SHERIFF OFFICE			1	100%	1
RIVIERA BEACH HEALTH CENTER LAB			1	100%	1
SPRINGFIELD HOSPITAL			1	100%	1
PRIME HEALTHCARE SERVICES		1			1
Senatobia Healthcare & Rehab		1			1
SIERRA HEALTH CARE CENTER		1			1
Mason Health and Rehab		1			1
MEDSTAR HEALTH URGENT CARE			1	100%	1
RAPID CITY REGIONAL HOSPITAL -579 ATTN. LABORATORY		1			1
INDIAN RIDGE		1			1
FLORIDA DEPARTMENT OF HEALTH IN CITRUS COUNTY		1			1
JPS HEALTH CENTER AT TRUE WORTH PLACE			1	100%	1
PROGRESSIVE MEDICAL RESEARCH			1	100%	1
PHOEBE PRIMARY CARE CAMILLA			1	100%	1
PATIENT FIRST - WOODBURY		1			1

COVID-19: testing by laboratory

Data through Apr 21, 2021 verified as of Apr 22, 2021 at 09:25 AM

Data in this report are provisional and subject to change.

The numbers in the table below represent the number of Florida and non-Florida residents for whom test results were received by the Department of Health. A person can be tested by more than one laboratory and can have both positive and negative results. **Therefore, the sum of the numbers in each column will be larger than the total number of people tested.**

Reporting lab	Inconclusive	Negative	Positive	Percent positive	Total
PARK AVENUE MEDICAL PROFESSIONALS PC		1			1
HEALTH & WELLNESS PROFESSIONALS INC			1	100%	1
HARMONY HEALTHCARE ORLANDO INC		1			1
FRESENIUS KIDNEY CARE OCALA			1	100%	1
MEDEXPRESS URGENT CARE - JACKSON		1			1
DOCTORS HEARING			1	100%	1
ST MARYS HEALTH CARE SYSTEM		1			1
PHYSICIANS ASSOCIATES			1	100%	1
CVS IL2297651CV JOLIET		1			1
MEDICAL UNIVERSITY OF SOUTH CAROLINA			1	100%	1
RADIANCE HEALTH RX		1			1
PATIENT FIRST			1	100%	1
Regency Square			1	100%	1
IMA MEDICAL CENTER OF SOUTH WEST ORLANDO			1	100%	1
LANTANA HC LAB			1	100%	1
OASIS FAMILY RESORT IN THE SPRINGS LLC		1			1
WEST VIRGINIA UNIVERSITY HOSPITALS			1	100%	1
SOPHIA MEDICAL ASSOCIATES, PC			1	100%	1
ALTA BATES SUMMIT MEDICAL CENTER CLINICAL LAB			1	100%	1
RCP OF MEMORIAL WEST			1	100%	1
THE HOSPITALS OF PROVIDENCE EMERGENCY ROOM			1	100%	1
OMNICARE PHARMACY OF TEXAS 1, LP		1			1
MANHATTAN EYE EAR AND THROAT HOSPITAL		1			1
MEDICAL SPECIALISTS OF THE PALM BEACHES INC			1	100%	1
777 URGENT CARE			1	100%	1
ACUPATH LABORATORIES INC			1	100%	1
MEDEXPRESS URGENT CARE - PINE BLUFF S		1			1
CVS SC7012POCT BALLENTINE			1	100%	1
COASTAL PEDIATRICS LLC			1	100%	1
HEALTH CARPENTER PLLC		1			1
RIVERSIDE REGIONAL MED CENTER			1	100%	1
CVS TX7431POCT ROWLETT		1			1
CARSON NURSING AND REHABILITATION CENTER		1			1
SHRIVERS PHARMACY AND WELLNESS CENTER			1	100%	1
ALBUQUERQUE INDIAN HEALTH CENTER		1			1
Kroger - KRO01100688			1	100%	1
Mayfair Village Nursing Care Center		1			1
CEPERO PEDIATRICS PA			1	100%	1
TREASURE COAST COMMUNITY HEALTH INC			1	100%	1
WALGREENS #12322		1			1
MID-FLORIDA PATHOLOGY LLC		1			1
MERCY HOME		1			1
AMBULATORY CARE CLINIC, LLC			1	100%	1
LABWORKS LLC			1	100%	1
CONCENTRA - LEESBURG		1			1
BAPTIST HEALTH PRIMARY CARE AT CUTLER BAY			1	100%	1
JOHN MANCHIN SR HEALTH CARE CENTER		1			1

COVID-19: testing by laboratory

Data through Apr 21, 2021 verified as of Apr 22, 2021 at 09:25 AM

Data in this report are provisional and subject to change.

The numbers in the table below represent the number of Florida and non-Florida residents for whom test results were received by the Department of Health. A person can be tested by more than one laboratory and can have both positive and negative results. **Therefore, the sum of the numbers in each column will be larger than the total number of people tested.**

Reporting lab	Inconclusive	Negative	Positive	Percent positive	Total
WELLPATH			1	100%	1
CLINICAL CARE, INC			1	100%	1
BREVARD COUNTY JAIL			1	100%	1
WALGREENS # 12338		1			1
CVS AZ9273POCT TUCSON			1	100%	1
CHI MEMORIAL HOSPITAL CHATTANOOGA			1	100%	1
MAINE HEALTH AND ENVIRONMENTAL TESTING LABORATORY			1	100%	1
TENNOVA HEALTHCARE - CLEVELAND			1	100%	1
ADVANCE HEALTH AND WELLNESS SOLUTIONS			1	100%	1
NORTH BREVARD CHILDRENS MEDICAL CENTER			1	100%	1
CHC SOUTHWEST FLORIDA LAB-LIVE			1	100%	1
Fairhope		1			1
SAINT LEO UNIVERSITY INCORPORATED			1	100%	1
Royal Palm Beach Health and Rehab Center			1	100%	1
SUNSHINE FAMILY & WELLNESS CENTER			1	100%	1
INTEGRIS SEMINOLE EMERGENCY DEPT			1	100%	1
SMA BEHAVIORAL HEALTH SERVICES INC		1			1
ABBOTT LABORATORIES - OCCUPATIONAL HEALTH SERVICES			1	100%	1
ALLIANCE MD DIRECT PRIMARY CARE			1	100%	1
LAKEVIEW REGIONAL HOSPITAL			1	100%	1
FLORIDA FAMILY LABORATORY		1			1
WALGREENS #01456		1			1
NEMOURS CHILDREN'S PRIMARY CARE			1	100%	1
Port Orange Nursing And Rehab Center			1	100%	1
ENCOMPASS HEALTH REHABILITATION HOSPI		1			1
UNIVERSITY OF NORTH CAROLINA HOSPITALS			1	100%	1
MINUTE CLINIC DIAGNOSTIC MED GRP OF CA		1			1
BRADENTON DIALYSIS			1	100%	1
BAPTIST HEALTH EXPRESS CARE			1	100%	1
INFANTS & CHILDREN PA			1	100%	1
MINUTECLINIC DIAGNOSTIC OF TN PC #6437		1			1
MEMORIAL HERMANN KATY HOSPITAL			1	100%	1
C V S / PHARMACY #833		1			1
AESTHETIC PHYSICIANS PC			1	100%	1
MEDEXPRESS URGENT CARE - PATRICK STREE			1	100%	1
KEY WEST BRANCH MEDICAL CLINIC			1	100%	1
PERRY COUNTY NURSING HOME		1			1
KATHY L ANDERSON DO PA			1	100%	1
SAINT AGNES HOSPITAL			1	100%	1
REDMOND REGIONAL MEDICAL CENTER			1	100%	1
CULVER CITY URGENT CARE			1	100%	1
ISSAM ALBANNA MD PA			1	100%	1
OMC PRIMARY CARE - HOSPITAL CAMPUS			1	100%	1
GENEVA FAMILY HEALTH			1	100%	1
HUNTERS CREEK MEDICAL ASSOCIATES PA		1			1
LUMICO LIFE INSURANCE COMPANY		1			1
DOYLESTOWN HOSPITAL			1	100%	1

COVID-19: testing by laboratory

Data through Apr 21, 2021 verified as of Apr 22, 2021 at 09:25 AM

Data in this report are provisional and subject to change.

The numbers in the table below represent the number of Florida and non-Florida residents for whom test results were received by the Department of Health. A person can be tested by more than one laboratory and can have both positive and negative results. **Therefore, the sum of the numbers in each column will be larger than the total number of people tested.**

Reporting lab	Inconclusive	Negative	Positive	Percent positive	Total
ULTIMATE KIDNEY CARE			1	100%	1
TMH URGENT CARE CENTER			1	100%	1
Bethany Manor		1			1
RESTORE MEDICAL PARTNERS PLLC			1	100%	1
THE INTERNAL MEDICAL GROUP		1			1
Brown Memorial Home		1			1
BAY AREA HOSPITAL LAB & HST		1			1
HAVASU REGIONAL MEDICAL CENTER			1	100%	1
SUMMERFORD NURSING HOME, INC.		1			1
ECHCS - Jewell Clinic		1			1
BARTLE'S PHARMACY INC			1	100%	1
AMBRY GENETICS CORP	1				1
ABSOLUTE CAREGIVERS HOME HEALTH AGENCY INC			1	100%	1
Robinson Terrace Rehabilitation and Nursing Center		1			1
CARESPOT - MIAMI GARDENS			1	100%	1
WALGREENS #10854		1			1
FLORIDA ADVANCED MEDICAL AND DERM AESTHETICS LLC			1	100%	1
NOVANT HEALTH PRINCE WILLIAM WELLNESS CENTER			1	100%	1
JET MEDICAL CENTER			1	100%	1
BEACH CARE PLLC			1	100%	1
STANDIFER PLACE		1			1
MEDEXPRESS URGENT CARE, LEBANON		1			1
WAKE FOREST MEDICAL CENTER LABORATORY			1	100%	1
GADSDEN FAMILY PRACTICE		1			1
OCALA RKC EAST HEMO #1			1	100%	1
MEDICAL LIFE-INC GUIDEWELL EMERGENCY MEDICINE			1	100%	1
MD NOW MEDICAL CENTERS, INC			1	100%	1
GSM OCED Subsection			1	100%	1
EVEXIA DIAGNOSTICS			1	100%	1
MEDEXPRESS NORTHSIDE			1	100%	1
GAMMA HEALTHCARE, INC		1			1
NABI		1			1
SIGNATURE CARE MIDLAND			1	100%	1
Nemours Children's Clinic-Orla			1	100%	1
Brio of Johnston		1			1
Heartland Health Care Center Jacksonville			1	100%	1
LAKE VIEW COURT		1			1
Greene Meadows Nursing and Rehabilitation Center		1			1
EDWARD HOSPITAL			1	100%	1
CROSS CREEK HEALTH CARE		1			1
HEALTH GUAGE			1	100%	1
ROSEN MEDICAL CENTER AT ROSEN COLLEGE CAMPUS			1	100%	1
Melbourne Terrace Rehabilitation Center			1	100%	1
PUBLIX PHARMACY #1114			1	100%	1
PIONEER CLINICAL RESEARCH LLC			1	100%	1
SILVER SPRINGS SHORES DIALYSIS			1	100%	1
LEHIGH REGIONAL WOUND CENTER			1	100%	1

COVID-19: testing by laboratory

Data through Apr 21, 2021 verified as of Apr 22, 2021 at 09:25 AM

Data in this report are provisional and subject to change.

The numbers in the table below represent the number of Florida and non-Florida residents for whom test results were received by the Department of Health. A person can be tested by more than one laboratory and can have both positive and negative results. **Therefore, the sum of the numbers in each column will be larger than the total number of people tested.**

Reporting lab	Inconclusive	Negative	Positive	Percent positive	Total
LANGLEY DIALYSIS			1	100%	1
PEACE RIVER CENTER CRISIS STABILIZATION UNIT			1	100%	1
CLEVELAND HEARTLAB			1	100%	1
BRISTOL REGINAL MEDICAL CENTER			1	100%	1
Raleigh Center (WV)			1	100%	1
US LABORATORIES			1	100%	1
MT SINA1 HOSPICE			1	100%	1
WOOD COUNTY HEALTH DEPARTMENT			1	100%	1
BAYMEADOWS PEDIATRIC CARE		1			1
WESTMORELAND REGIONAL HOSPITAL			1	100%	1
Davie Nursing & Rehabilitation Center		1			1
Memorial Health Care Center			1	100%	1
UNIVERSITY OF SOUTH FLORIDA			1	100%	1
Kroger 397 - The Little Clinic Frankfort East		1			1
HOLLAND COMMUNITY HOSPITAL		1			1
Bethel Lutheran Nursing & Rehabilitation Center		1			1
CHI ST VINCENT LITTLE ROCK DIAGNOSTIC CLINIC			1	100%	1
SANITAS RESEARCH LLC			1	100%	1
MOUNT SINAI MEDICAL CENTER HIALEAH			1	100%	1
METROWEST MEDICAL CENTER - FRAMINGHAM			1	100%	1
Imperial Healthcare Centre			1	100%	1
Dupage Care Center			1	100%	1
HENRY FORD HOSPITAL			1	100%	1
AFFILIATED LABORATORIES INC			1	100%	1
GOSHEN HOSPITAL			1	100%	1
MONMOUTH MEDICALC ENTER		1			1
NEXTCARE NIFONG			1	100%	1
HEALTH PARTNERS LLC		1			1
GEORGE WASHINGTON UNIVERSITY HOSPITAL			1	100%	1
BAPTIST HOSPITAL FAMILY MEDICINE &			1	100%	1
SANCHEZ CAZAU MEDICAL GROUP			1	100%	1
HEALTH CLINIC,THE		1			1
HOSPITAL SISTERS HEALTH SYSTEM (HSHS)			1	100%	1
ACCESS MEDICAL GROUP OF TAMPA INC			1	100%	1
DORNOCH PLACE DEL PRADO		1			1
AUSTIN URGENT CARE			1	100%	1
CHILDREN'S MEMORIAL HOSPITAL			1	100%	1
BOULDER COMMUNITY HOSPITAL			1	100%	1
PULMONARY, CRITICAL CARE AND SLEEP DISORDERS INSTITUTE OF SOUTH FLORID			1	100%	1
CAPSTONE REHABILITATION AND HEALTHCARE		1			1
MOUNT ST MARYS HOSPITAL OF NIAGARA FALLS			1	100%	1
MCG HOSPITALS AND CLINICS			1	100%	1
LIMA MEMORIAL HOSPITAL			1	100%	1
PREMIER HEALTH CARE INC			1	100%	1
FAYETTE MEDICAL CENTER LAB		1			1
BIOMAT ORLANDO		1			1
REFERENCE LABORATORY			1	100%	1

COVID-19: testing by laboratory

Data through Apr 21, 2021 verified as of Apr 22, 2021 at 09:25 AM

Data in this report are provisional and subject to change.

The numbers in the table below represent the number of Florida and non-Florida residents for whom test results were received by the Department of Health. A person can be tested by more than one laboratory and can have both positive and negative results. **Therefore, the sum of the numbers in each column will be larger than the total number of people tested.**

Reporting lab	Inconclusive	Negative	Positive	Percent positive	Total
CONCENTRA - OCALA		1			1
PREMISEHEALTH		1			1
Kroger 518 - The Little Clinic Hermitage		1			1
UFHEALTH			1	100%	1
LOWER KEYS COMMUNITY HEALTH CENTER			1	100%	1
DR BAWA AND ASSOCIATES			1	100%	1
ADAMS COUNTY HEALTH DEPARTMENT			1	100%	1
WINTER PARK MEMORIAL HOSPITAL LABORATORY		1			1
FLAGLER CARE CENTER			1	100%	1
TMH CANCER CENTER LABORATORY			1	100%	1
PRIMEX CLINICAL LABORATORIES INC			1	100%	1
NORTH RIVER FAMILY HEALTH CENTER			1	100%	1
Glen Haven Health and Rehabilitation LLC		1			1
ADVANCE CARDIOVASCULAR IMAGING, INC			1	100%	1
Towne Manor East		1			1
SOMA MEDICAL CENTER PA #2			1	100%	1
FRANKLIN CBOC			1	100%	1
Florence Home		1			1
JOSHUA E CHESIR MD		1			1
MEDOR/ACC SYNCHRONY			1	100%	1
EVERGREEN NURSING HOME		1			1
WMG URGENT CARE WOODSTOCK			1	100%	1
MOUNT SINAI COMPREHENSIVE CANCER CENTER			1	100%	1
LAKE MARY OPTUM FLORIDA			1	100%	1
PEDIATRIC PARTNERS			1	100%	1
GIBSON AREA PRIMARY CARE			1	100%	1
URGENT CARE OF COASTAL GEORGIA			1	100%	1
URGENT CARE NORTHWEST		1			1
Diversicare of Smyrna		1			1
Chatsworth Health Care		1			1
HORIZON MEDICAL CENTER			1	100%	1
COVENANT HOSPITAL HOBBS D/B/A COVENANT		1			1
MOBILE MEDICAL CLINIC			1	100%	1
SHAH			1	100%	1
FLORIDA HEALTH CARE MEDICAL GROUP		1			1
NORTHSIDE HOSPITAL GWINNETT		1			1
Kroger 670 - The Little Clinic Dawson Forest Rd & Hwy 19		1			1
FLORIDA HOSPITAL ORMOND BEACH			1	100%	1
EAST FL CORE LAB			1	100%	1
LEXINGTON HOSPITAL CORPORATION			1	100%	1
ORLANDO PHYSICIAN NETWORK		1			1
PALM COTTAGE OPERATOR LLC			1	100%	1
CVS NE8626POCT LINCOLN		1			1
CONWAY - SHERWOOD URGENT CARE			1	100%	1
Avantara Lake Norden		1			1
OCALA REGIONAL DIALYSIS- NORTH			1	100%	1
WESLEY LONG HOSPITAL			1	100%	1

COVID-19: testing by laboratory

Data through Apr 21, 2021 verified as of Apr 22, 2021 at 09:25 AM

Data in this report are provisional and subject to change.

The numbers in the table below represent the number of Florida and non-Florida residents for whom test results were received by the Department of Health. A person can be tested by more than one laboratory and can have both positive and negative results. **Therefore, the sum of the numbers in each column will be larger than the total number of people tested.**

Reporting lab	Inconclusive	Negative	Positive	Percent positive	Total
WELLMED AT BAY AREA		1			1
HEALTH AND HOPE CLINIC INC			1	100%	1
NORTHSIDE FAMILY MEDICINE		1			1
FLORIDA HEART AND VASCULAR MULTISPECIALTY GROUP PA			1	100%	1
CARILION CLINIC LAB TESTING SITE-POSTAL		1			1
POETS WALK SARASOTA			1	100%	1
DESTIN SURGERY CENTER LTD		1			1
HARDIN MEMORIAL HOSPITAL - HEARTLAND PATHOLOGY CONSULTANTS			1	100%	1
SHANNON CLARK OD, PA			1	100%	1
LIFE CARE CENTER OF GWINNETT		1			1
FLORIDA DEPARTMENT OF HEALTH IN BROWARD COUNTY		1			1
VIRGINIA CVS PHARMACY, LLC DBA CVS/PHARMACY #1884		1			1
Kroger - KRO62000426			1	100%	1
CEDAR CREST HEALTH CENTER		1			1
El Paso Health Care Center			1	100%	1
TITUSVILLE REHABILITATION AND NURSING CENTER		1			1
OPTI MED PHARMACY		1			1
PALM SPRINGS GENERAL HOSPITAL			1	100%	1
MEDHEALTH CLINICAL INC			1	100%	1
PUTNAM CO HOSPITAL-D/B/A ASBURY TOWERS		1			1
SHARP GROSSMONT HOSPITAL LABORATORY			1	100%	1
CARESTAT HOSPICE SERVICES			1	100%	1
LUTHERAN HOSPITAL OF INDIANA			1	100%	1
APPLECARE URGENT CARE JESUP			1	100%	1
DIGNITY HEALING LLC			1	100%	1
PINECREST MANOR		1			1
WEST FLORIDA MEDICAL ASSOCIATES PA			1	100%	1
YOUR GOOD HEALTH MEDICAL GROUP PA			1	100%	1
PATEL MINESH		1			1
SOLARIS HEALTHCARE PLANT CITY		1			1
MEDICAL CITY NORTH HILLS			1	100%	1
THE CHILDREN'S HOSPITAL OF PHILADELPHIA		1			1
MEDICAL ASSOCIATES OF PINELLAS - LAB			1	100%	1
Walgreens #19461		1			1
Kroger 367 - The Little Clinic Walton		1			1
FAITH FAMILY PRACTICE			1	100%	1
NORTH SHORE HEMATOLOGY-ONCOLOGY ASSOCI		1			1
OAKWOOD HOSPITAL - DEARBORN LAB			1	100%	1
FREEPORT ER DOX URGENT CARE		1			1
ROAN MOUNTAIN MEDICAL CENTER			1	100%	1
Williamstown Commons			1	100%	1
SHARON REGIONAL MEDICAL CENTER			1	100%	1
Kroger 682 - The Little Clinic New Holland Market			1	100%	1
OPTUM MEDICAL CLINIC IN ROCKRIMMON			1	100%	1
QUEST INC			1	100%	1
UNIVERISTY HOSPITAL			1	100%	1
DIAGNOSTIC GROUP INTEGRATED HEALTHCARE			1	100%	1

COVID-19: testing by laboratory

Data through Apr 21, 2021 verified as of Apr 22, 2021 at 09:25 AM

Data in this report are provisional and subject to change.

The numbers in the table below represent the number of Florida and non-Florida residents for whom test results were received by the Department of Health. A person can be tested by more than one laboratory and can have both positive and negative results. **Therefore, the sum of the numbers in each column will be larger than the total number of people tested.**

Reporting lab	Inconclusive	Negative	Positive	Percent positive	Total
WELLSTAR STUDENT SERVICES-MARIETTA CLI		1			1
NEVADA RURAL HOUSING AUTHORITY			1	100%	1
WYOMING OPCO, LLC DBA MEDILODGE OF WYO		1			1
CENTRAL FLORIDA ADULT MEDICINE		1			1
FLORIDA SOUTHERN COLLEGE			1	100%	1
HEALTHALLIANCE HOSPITAL LABORATORY		1			1
CAREWELL URGENT CARE FITCHBURG			1	100%	1
The Pines at Poughkeepsie Center for Nursing and Rehabilitation		1			1
CARESOUTH HHA HOLDINGS OF THE TREASURE COAST LLC			1	100%	1
QUALITY CLINICAL LAB LLC			1	100%	1
BAYCARE OUTREACH LAB AT NEW TAMPA			1	100%	1
HILLSBORO MEDICAL CENTER MAIN LABORATO		1			1
COVENANT HEALTH		1			1
SSC NASHVILLE OPERATING CO LLC D/B/A		1			1
ADVENTHEALTH MEDICAL GROUP SENIOR HEALTH AT			1	100%	1
SILVERMAN			1	100%	1
LEGACY AT HIGHWOODS PRESERVE		1			1
DIRECT PRIMARY CARE OF BURLESON			1	100%	1
SUNCOAST FAMILY MEDICAL ASSOCIATES			1	100%	1
CVS IN6536POCT KOKOMO		1			1
APOLLO ADVANCED HOME HEALTH CORP			1	100%	1
REEVES COUNTY HOSPITAL DISTRICT			1	100%	1
Tremont Health & Rehabilitation Center		1			1
STORMONT VAIL HOSPITAL			1	100%	1
BRANDON OUTREACH CLINIC			1	100%	1
AUGUSTA UNIVERISTY MEDICAL CENTER			1	100%	1
HEALTHCARE ASSOCIATES OF IRVING, LLP			1	100%	1
Pontotoc Health and Rehab		1			1
PORTSMOUTH REG. HOSPITAL			1	100%	1
WVU MEDICINE AT SUNCREST TOWNE CENTRE			1	100%	1
Illiana HCS -Danville VAMC		1			1
BEACHSIDE DETOX		1			1
CARESPOT - OCOEE			1	100%	1
GOOD SAMARITAN SOCIETY - DE SMET		1			1
VIVEX/UMTB BIOMEDICAL			1	100%	1
ORANGETOWN PEDIATRICS ASSOCIATES		1			1
SUMMIT COUNTY PUBLIC HEALTH DEPARTMENT			1	100%	1
TRADITIONAL MEDICINE CENTER			1	100%	1
CHILDREN'S AT CHAMBLEE BROOKHAVEN URGE		1			1
CONCENTRA - TAMPA EAST		1			1
WINCHESTER HOSPITAL			1	100%	1
COLER REHABILITATION AND NURSING CARE		1			1
Chestnut Ridge Nursing & Rehab		1			1
DECATUR MORGAN HOSPITAL - DECATUR GENE		1			1
PRIMARY CARE SERVICES AT WESTMINSTER V		1			1
ADVANCE MD CARE			1	100%	1
CAMAI COMMUNITY HEALTH CENTER, INC			1	100%	1

COVID-19: testing by laboratory

Data through Apr 21, 2021 verified as of Apr 22, 2021 at 09:25 AM

Data in this report are provisional and subject to change.

The numbers in the table below represent the number of Florida and non-Florida residents for whom test results were received by the Department of Health. A person can be tested by more than one laboratory and can have both positive and negative results. **Therefore, the sum of the numbers in each column will be larger than the total number of people tested.**

Reporting lab	Inconclusive	Negative	Positive	Percent positive	Total
CVS PA2296POCT MACUNGIE		1			1
FLORIDA HOSPITAL LAB			1	100%	1
SANTA BARABARA ALF LLC (THE WINDSOR)			1	100%	1
CURELOGICS WOUND CARE & HYPERBARIC CENTER		1			1
BEAUMONT REFERENCE LABORATORY			1	100%	1
BOCA RATON PHYSICIANS PA			1	100%	1
MOUNT SINAI MEDICAL CENTER AVENTURA ER			1	100%	1
WYTHE CNTY COMMUNITY HOSP LABORATORY			1	100%	1
Niles Nursing and Rehab. Center		1			1
MED TECH CLINICAL LABORATORY		1			1
NANCY M WORTHINGTON MD PA			1	100%	1
ASHLEY PEDICATRICS DAY AND NIGHT CLINIC			1	100%	1
Signature Healthcare of Georgetown		1			1
CVS CT692POCT NORTH HAVEN		1			1
Avera Sr. James Care Center		1			1
Carrollton Manor Inc		1			1
LAKE LURE HEALTH CENTER			1	100%	1
MEDCOR CORPORATE CLINIC			1	100%	1
WASHINGTON CENTER FOR REHABILITATION A		1			1
EASTSIDE URGENT CARE			1	100%	1
Northern Nevada State Veterans Home		1			1
NORTHEAST TEXAS DIALYSIS		1			1
FAMILY MEDICAL CENTER OF HOLLYWOOD PA			1	100%	1
BETHESDA ON TURKEY CREEK			1	100%	1
EAST COAST INSTITUTE FOR RESEARCH LLC			1	100%	1
Walgreens #3661		1			1
NATICK URGENT CARE			1	100%	1
BL DIAGNOSTICS LLC			1	100%	1
PARK AVENUE PEDIATRICS PC		1			1
JMJ FAMILY PRACTICE			1	100%	1
CARENOW MURFREESBORO MEDICAL CENTER PK		1			1
PHOEBE HOME INC		1			1
STERLING HOUSE OF PORT ORANGE		1			1
MEDCOR, INC			1	100%	1
MISSOURI DEPT. OF HEALTH			1	100%	1
DAYTONA BEACH DIALYSIS			1	100%	1
CARENOW-MONTGOMERY			1	100%	1
CORPORATION OF AMERICA		1			1
ST JUDE CARE CENTER		1			1
PALMETTO PRIMARY CARE PHYSICIANS			1	100%	1
WEST VIRGINIA LABORATORIES			1	100%	1
AURORA HEALTH CARE METRO INC			1	100%	1
NATION'S BEST CARE HOME HEALTH			1	100%	1
STEPHENS COUNTY HOSPITAL			1	100%	1
SUPREME MEDICAL GROUP PLLC			1	100%	1
Lemont Nursing and Rehab Center			1	100%	1
ST MICHAEL'S ELITE MEDICAL HOSPITAL			1	100%	1

COVID-19: testing by laboratory

Data through Apr 21, 2021 verified as of Apr 22, 2021 at 09:25 AM

Data in this report are provisional and subject to change.

The numbers in the table below represent the number of Florida and non-Florida residents for whom test results were received by the Department of Health. A person can be tested by more than one laboratory and can have both positive and negative results. **Therefore, the sum of the numbers in each column will be larger than the total number of people tested.**

Reporting lab	Inconclusive	Negative	Positive	Percent positive	Total
UT HEALTH RIO GRANDE VALLEY PRIMARY CARE AT			1	100%	1
VA ST LOUIS HEALTH CARE SYSTEM			1	100%	1
HUNTSVILLE HOSPITAL			1	100%	1
Livingston County Center for Nursing and Rehabilitation		1			1
PHYSICIANS ASSOCIATES PA			1	100%	1
ROSE HAVEN NURSING CENTER		1			1
FAMILY MEDICAL CENTRE			1	100%	1
SUMMERFIELD PAIN MANAGEMENT			1	100%	1
PROGENESIS INC			1	100%	1
CROWNPOINT HEALTHCARE FACILITY		1			1
Manassas Health & Rehab			1	100%	1
HEBER VALLEY HOSPITAL			1	100%	1
ADVANCED CARDIOVASCULAR DIAGNOSTICS PL		1			1
Walgreens #11724		1			1
WALGREENS #11572		1			1
SWIFTCARE URGENT CARE, PLLC			1	100%	1
CROZER-CHESTER MEDICAL CENTER			1	100%	1
BRETON REHABILITATION & LIVING CENTRE		1			1
HABANA HEALTH CARE CENTER			1	100%	1
STITCHES ACUTE CARE CENTER OF CHEYENNE			1	100%	1
WESLEY MEDICAL CENTER			1	100%	1
Ravenwood Specialty Care		1			1
WINCHESTER URGENT CARE, PC		1			1
MEMORIALCARE LONG BEACH MEDICAL CENTER			1	100%	1
RAYMOND F CARON MD			1	100%	1
Harris Hill Nursing Facility		1			1
BISHOP KEARNEY		1			1
SETON HILL UNIVERSITY		1			1
ELKHART GENERAL HOSPITAL			1	100%	1
CARDIAC AND VASCULAR CONSULTANTS MD PA		1			1
URGENT CARE 24/7 TAMPA			1	100%	1
STEWART FLORIDA ALF, INC			1	100%	1
Chateau Girardeau			1	100%	1
CUSTOM SCRIPTS PHARMACY		1			1
ST JOHN HOSPITAL & MEDICAL CENTER MICRO			1	100%	1
Brynwood Health & Rehabilitation Center			1	100%	1
BROOKSVILLE REGIONAL HOSPITAL			1	100%	1
Schenectady Center for Rehabilitation & Nursing		1			1
Lakeview Care Center			1	100%	1
SOUTH COUNTY MEDICAL CENTER			1	100%	1
SOUTHEASTERN PATHOLOGY ASSOCIATES			1	100%	1
CAROLINAS PHYSICIAN NETWORK			1	100%	1
MDS PHARMA SERVICES		1			1
SANTA CLARA VALLEY MEDICAL CENTER			1	100%	1
INNOVATIVE CARE PARTNERS PLLC			1	100%	1
MEMORIAL HOSPITAL - BELLEVILLE			1	100%	1
BIOMAT USA INC			1	100%	1

COVID-19: testing by laboratory

Data through Apr 21, 2021 verified as of Apr 22, 2021 at 09:25 AM

Data in this report are provisional and subject to change.

The numbers in the table below represent the number of Florida and non-Florida residents for whom test results were received by the Department of Health. A person can be tested by more than one laboratory and can have both positive and negative results. **Therefore, the sum of the numbers in each column will be larger than the total number of people tested.**

Reporting lab	Inconclusive	Negative	Positive	Percent positive	Total
STEWART MEDICAL GROUP INC			1	100%	1
White Oak Manor - Rock Hill		1			1
DAVIS, CASEY		1			1
LSU MEDICAL CENTER			1	100%	1
MEDEXPRESS-DOVER		1			1
Wayne County Nursing Home		1			1
BROOKSHIRE, THE			1	100%	1
Bridgeway Care and Rehabilitation Center		1			1
SANDPIPER CLUSTER		1			1
COMMUNITY HOSPITALS INDIANAPOLIS			1	100%	1
RINGLING HEALTH CENTER			1	100%	1
ACCESS TOTAL CARE - PORTLAND			1	100%	1
VA Tennessee Valley HCS-Nashville Campus			1	100%	1
BNJ		1			1
Falmouth By The Sea			1	100%	1
Mercy Manor Transition Center			1	100%	1
441 URGENT CARE CENTER - BROWNWOOD			1	100%	1
VA Healthcare Center- Newburg		1			1
FLAGLER PROFESSIONAL HEALTH CARE SERVICES INC		1			1
RIVERSIDE MEDICAL CENTER		1			1
AFTER HOURS CARE OF AMERICUS INCORPORA			1	100%	1
PUBLIX PHARMACY # 1236			1	100%	1
SANFORD LABORATORIES WATERTOWN			1	100%	1
REGENTS PARK OF JACKSONVILLE			1	100%	1
Heartland of Perrysburg		1			1
NORTH SHORE MEDICAL CENTER - SALEM HOSPITAL			1	100%	1
CYPRESS CREEK OUTPATIENT SURGICAL CTR, LLC			1	100%	1
MARYLAND DEPARTMENT OF HEALTH AND MENTAL HYGIENE-LABORATORIES			1	100%	1
FIU HEALTH CARE CENTER			1	100%	1
CENTRAL FLORIDA HEALTH CARE, INC			1	100%	1
SOUTHEASTERN HEALTH FACILITES, INC		1			1
WILSON FAMILY MEDICINE LLC		1			1
SKY RIDGE MEDICAL CENTER - MICRO			1	100%	1
SHAMRA MEDICAL LABORATORY			1	100%	1
LEELANAU OPCO, LLC		1			1
Isle Health and Rehabilitation Center			1	100%	1
KIDS CARE PEDIATRICS			1	100%	1
BAPTIST HOSPITAL FAMILY MEDICINE TIGER POINT			1	100%	1
TMH PHYSICIAN PARTNERS			1	100%	1
WAYNE MEMORIAL HOSPITAL		1			1
HOUSTON DEPARTMENT OF HEALTH AND HUMAN SERVICES			1	100%	1
AUGUSTA HEALTH CLINICAL LABORATORY			1	100%	1
PATHOLOGY		1			1
PIEDMONT NEWTON HOSPITAL		1			1
SOUTHWEST ORLANDO FAMILY MEDICINE, PL			1	100%	1
FRESENIUS SOUTH FORT MYERS		1			1
UNIVERSITY OF MIAMI - LENNAR CENTER			1	100%	1

COVID-19: testing by laboratory

Data through Apr 21, 2021 verified as of Apr 22, 2021 at 09:25 AM

Data in this report are provisional and subject to change.

The numbers in the table below represent the number of Florida and non-Florida residents for whom test results were received by the Department of Health. A person can be tested by more than one laboratory and can have both positive and negative results. **Therefore, the sum of the numbers in each column will be larger than the total number of people tested.**

Reporting lab	Inconclusive	Negative	Positive	Percent positive	Total
Kroger 923 - The Little Clinic Centerville		1			1
EH FARGO HOSPITAL LABORATORY			1	100%	1
ADVANTA LABS, LLC		1			1
BAPTIST MINOR MEDICAL CENTER			1	100%	1
CVS OH3481POCT MARYSVILLE		1			1
CVS M08595POCT RAYMORE		1			1
USC VERDUGO HILLS HOSPITAL			1	100%	1
Wexner Heritage House			1	100%	1
Urgent Care 24/7 Orlando LLC			1	100%	1
Oceanside Health & Rehabilitation Center		1			1
Big River Nursing and Rehab		1			1
MEDEXPRESS URGENT CARE -HOWELL US HWY		1			1
TCPA CLINICAL LABORATORIES			1	100%	1
Newton Wellesley Center for Alzheimer's Care		1			1
BLOOD SYSTEMS LABORATORIES			1	100%	1
ABRAKIDABRA KIDS CLINIC			1	100%	1
US PUBLIC HEALTH SERVICE HOSPITAL			1	100%	1
PowerBack Piscataway Center		1			1
Kroger 433 - The Little Clinic Atoka		1			1
GOOD SAMARITAN SOCIETY-FOREST CITY		1			1
SACRED HEART HOSPITAL			1	100%	1
MOUNT SINAI MEDICAL CENTER OF FLORIDA INC			1	100%	1
THE CHRIST HOSPITAL			1	100%	1
BROOKDALE AVONDALE (BU 04360)			1	100%	1
TWIN			1	100%	1
WESTEX URGENT CARE, PLLC			1	100%	1
UHS BINGHAMTON GENERAL			1	100%	1
CAREATC - WISCONSIN PIPE-FITTERS			1	100%	1
WVU MEDICINE - WESTON			1	100%	1
MINNESOTA HERITAGE HOUSE		1			1
Kroger 395 - The Little Clinic Blanchester		1			1
SCRIPTS PLUS INC DBA THE MEDICINE SHOP		1			1
ST VINCENTS OUTPATIENT IMAGING		1			1
Metairie Healthcare Center			1	100%	1
VIP FAMILY PRACTICE			1	100%	1
Lenbrook		1			1
Quince Nursing and Rehabilitation Center		1			1
KIDS HEALTH ALLIANCE PA			1	100%	1
SPACE COAST COMMUNITY PHARMACY			1	100%	1
BASCOM PALMER-MICRO LAB			1	100%	1
GREYSTONE HOME HEALTH OF GREATER ORLANDO LLC		1			1
Friendship Manor Inc.		1			1
DOCTORS AFTER HOURS URGENT CARE CENTER			1	100%	1
UNLIMITED MEDICAL SERVICES OF FL PL DBA		1			1
BGB SUMMIT MEDICAL GROUP		1			1
CSL PLASMA LAB			1	100%	1
CARDIOLOGY AND FITNESS MEDICINE		1			1

COVID-19: testing by laboratory

Data through Apr 21, 2021 verified as of Apr 22, 2021 at 09:25 AM

Data in this report are provisional and subject to change.

The numbers in the table below represent the number of Florida and non-Florida residents for whom test results were received by the Department of Health. A person can be tested by more than one laboratory and can have both positive and negative results. **Therefore, the sum of the numbers in each column will be larger than the total number of people tested.**

Reporting lab	Inconclusive	Negative	Positive	Percent positive	Total
CLEMENT MANOR HEALTH CENTER		1			1
ALL PEDIATRIC CARE PA			1	100%	1
PRIMARY AND URGENT CARE			1	100%	1
Kroger 968 - The Little Clinic Colerain Township		1			1
INFECTION CONTROL DEPT			1	100%	1
HEALTHCARE FOR THE HOMELESS			1	100%	1
ODYSSEY HEALTH CARE OF MARION COUNTY LLC		1			1
Miller Health Care Center			1	100%	1
SUSAN F WILLIAMS MD PA			1	100%	1
PALMETTO CHARTER SCHOOL		1			1
PRIMARY CARE & PEDIATRICS - SHEPHERSTOWN		1			1
THE NEW JEWISH HOME		1			1
DEERFIELD BEACH REHABILITATION AND NURSING			1	100%	1
GRAND VIEW HOSPITAL			1	100%	1
VA COMMUNITY BASED CLINIC - LAKE CITY			1	100%	1
PIEDMONT QUICKCARE		1			1
Bay View Nursing and Rehabilitation Center			1	100%	1
MCH PHYSICIANS GROUP			1	100%	1
Valley Center (WV)			1	100%	1
Cypress Cove Center		1			1
5 STAR HOME HEALTH SERVICES INC		1			1
Dulles Health and Rehab Center		1			1
SEPULVEDA OUTPATIENT AND NURSING HOME CARE			1	100%	1
FELD ENTERTAINMENT			1	100%	1
Manor Care Health Services- Wilmington			1	100%	1
ADVANCED URGENT CARE PLLC		1			1
LRGHEALTHCARE		1			1
NORTHCREST PHYSICIAN SERVICES INC		1			1
NAVARRO MEDICAL CENTERS LLC			1	100%	1
FASTMED - LAKEWAY			1	100%	1
Kroger 83 - The Little Clinic Rock Road		1			1
RIO GRANDE REGIONAL HOSPITAL FAMILY PRACTICE CLINC			1	100%	1
SC-GA2018 SIMPSONVILLE REHABILITATION		1			1
WELLSTAR KENNESAW MEDICAL CENTER		1			1
LOUISIANA STATE LAB			1	100%	1
Kroger 410 - The Little Clinic Trinity		1			1
Redwood Springs Healthcare			1	100%	1
HHCS PHARMACY INC			1	100%	1
SOUTH FLORIDA URGENT CARE CENTERS, LLC			1	100%	1
PARK AVENUE MEDICAL PROFESSIONALS		1			1
HEALTH CARE SERVICES LC			1	100%	1
AHUJA MEDICAL CENTER			1	100%	1
DR JAMES D FORBES FAMILY CARE CENTER			1	100%	1
FAMILY PHYSICIANS OF WINTER PARK, INC			1	100%	1
Piqua Manor		1			1
St. Anthony's Nursing and Rehab			1	100%	1
UNC HOSPITALS			1	100%	1

COVID-19: testing by laboratory

Data through Apr 21, 2021 verified as of Apr 22, 2021 at 09:25 AM

Data in this report are provisional and subject to change.

The numbers in the table below represent the number of Florida and non-Florida residents for whom test results were received by the Department of Health. A person can be tested by more than one laboratory and can have both positive and negative results. **Therefore, the sum of the numbers in each column will be larger than the total number of people tested.**

Reporting lab	Inconclusive	Negative	Positive	Percent positive	Total
ARNOLD PALMER HOSPITAL LAB POCT		1			1
CARLTON SHORES HEALTH AND REHABILITATION CENTER			1	100%	1
MAGGY PHARMACY INC		1			1
NULL			1	100%	1
CLUB HEALTH AND REHABILITATION CENTER, THE		1			1
CVS MI22230CV WAYNE COUNTY COMMUNITY COLLEGE			1	100%	1
REDMOND URGENT CARE			1	100%	1
BEAUMONT HOSPITAL, GROSSE POINTE			1	100%	1
CURA LABORATORY SERVICES			1	100%	1
CENTRAL FLORIDA MEDICAL CARE			1	100%	1
ROCKLEDGE HEALTH & REHABILITATION CENTER			1	100%	1
SHARP CHULA VISTA MEDICAL CENTER			1	100%	1
REHABILITATION CENTER OF ALBUQUERQUE		1			1
SHANDSCAIR FLIGHT PROGRAM			1	100%	1
LIFESPAN HEALTH - SELMER		1			1
Oakland Nursing and Rehabilitation Center		1			1
LRHS Pablo Urgent Care		1			1
Alden Lincoln Park			1	100%	1
NEW ERA COMMUNITY HEALTH CENTER LLC		1			1
SYNERGENE LABORATORY			1	100%	1
SAINT JOSEPH'S HOSPITAL AND MEDICAL CENTER		1			1
SCRIPPS MERCY HOSPITAL			1	100%	1
BHS PHYSICIAN NETWORK			1	100%	1
Heartland of Pittsburgh PA, LLC		1			1
CDR MAGUIRE - STUART MISSION			1	100%	1
ASHLEY PEDIATRICS DAY AND NIGHT CLINIC			1	100%	1
Indian Oaks Living Center		1			1
GREATER MIAMI DIALYSIS			1	100%	1
Signature Healthcare of Fort Wayne		1			1
ST CATHERINE HOSPITAL LABORATORY			1	100%	1
MID FLORIDA BIOLOGICALS			1	100%	1
SONORAN DESERT PATHOLOGY			1	100%	1
CVS TN6394POCT BRENTWOOD		1			1
Seal Rock Healthcare		1			1
Kroger 838 - The Little Clinic Fairborn		1			1
LAKELAND MEDICAL CENTER			1	100%	1
CareATC - Columbia College #58		1			1
Juniper Village at Bucks County		1			1
METRO HEALTH HOSPITAL LABORATORY		1			1
AVERA MEDICAL GROUP			1	100%	1
Orange City Nursing and Rehab Center			1	100%	1
IMMY LABS			1	100%	1
MAYO MEDICAL LABORATORIES			1	100%	1
PATHOLOGY ASSOCIATES			1	100%	1
Parkview Care Center			1	100%	1
Kroger 086 - The Little Clinic Broomfield-Sheridan		1			1
WALGREENS #10308		1			1

COVID-19: testing by laboratory

Data through Apr 21, 2021 verified as of Apr 22, 2021 at 09:25 AM

Data in this report are provisional and subject to change.

The numbers in the table below represent the number of Florida and non-Florida residents for whom test results were received by the Department of Health. A person can be tested by more than one laboratory and can have both positive and negative results. **Therefore, the sum of the numbers in each column will be larger than the total number of people tested.**

Reporting lab	Inconclusive	Negative	Positive	Percent positive	Total
MINUTECLINIC DIAGNOSTIC OF NH, LLC (CL		1			1
ARISTACARE AT MANCHESTER		1			1
CRUSADER COMMUNITY HEALTH			1	100%	1
BROOKDALE FORT WALTON BEACH			1	100%	1
FLORIDA ORTHOPAEDIC INSTITUTE SURGERY		1			1
ALIMETRIX INC		1			1
Pelican Health Norfolk			1	100%	1
COVE AT THE MARBELLA,THE			1	100%	1
BAPTIST EMERGENCY HOSPITAL - KELLY			1	100%	1
STUDENT HEALTH CENTER			1	100%	1
WESTCHESTER MEDICAL CENTER ADVANCED		1			1
Kroger 894 - The Little Clinic NEC		1			1
ASUNCION HOME HEALTH CARE CORP			1	100%	1
Dexter Health Care		1			1
Moab Regional Hospital			1	100%	1
Kroger 629 - The Little Clinic Cartersville, GA Hwy 41		1			1
SOUTHWEST VIRGINIA COMMUNITY HEALTH SYSTEMS			1	100%	1
Courtenay Springs Village			1	100%	1
THE READING HOSPITAL AND MEDICAL CENTER			1	100%	1
HARBOR OAKS GOLDEN YEARS			1	100%	1
Piedmont Crossing		1			1
NORTHSIDE PEDIATRICS & ADOLESCENT MEDI		1			1
PASTEUR MEDICAL CENTER LLC		1			1
CLEVELAND CLINIC OUTPATIENT LABORATORY			1	100%	1
CVS AZ10529POCT SCOTTSDALE		1			1
MEDEXPRESS URGENT CARE - LINKHORNE		1			1
ORMC-ARDEN/EOI			1	100%	1
UNIVERSAL DIAGNOSTICS LABORATORIES			1	100%	1
Douglas County Health Center		1			1
DAVENPORT DIALYSIS CENTER		1			1
Belvoir Woods Health Care Center at The Fairfax		1			1
MEDCARE QUALITY MEDICAL CENTER LLC			1	100%	1
KNAPP MEDICAL GROUP			1	100%	1
FAMILY MEDICINE AT CELEBRATION		1			1
AUBURNDALE DOCTOR TODAY			1	100%	1
BATESVILLE - SHERWOOD URGENT CARE			1	100%	1
MEMORIAL HOSPITAL MIRAMAR WAIVED TESTING			1	100%	1
RANDOLPH-MACON COLLEGE			1	100%	1
Avon Health Center		1			1
UT MD ANDERSON CANCER CENTER-TUMOR MARKER LAB			1	100%	1
CENTRAL FLORIDA HOSPITALIST			1	100%	1
Hempfield Manor		1			1
Woodstock Nursing and Rehabilitation Center		1			1
NEW RIVER HEALTH DISTRICT			1	100%	1
Community Compassion Center of Batesville			1	100%	1
CVS LA1116POCT BATON ROUGE		1			1
ABE'S GARDEN/PARK MANOR APARTMENTS		1			1

COVID-19: testing by laboratory

Data through Apr 21, 2021 verified as of Apr 22, 2021 at 09:25 AM

Data in this report are provisional and subject to change.

The numbers in the table below represent the number of Florida and non-Florida residents for whom test results were received by the Department of Health. A person can be tested by more than one laboratory and can have both positive and negative results. **Therefore, the sum of the numbers in each column will be larger than the total number of people tested.**

Reporting lab	Inconclusive	Negative	Positive	Percent positive	Total
OKLAHOMA BLOOD INSTITUTE			1	100%	1
PEDIATRIC ASSOCIATES OF ORLANDO			1	100%	1
DR DAN C TRIGG MEMORIAL HOSPITAL		1			1
DIXIE COUNTY JAIL			1	100%	1
MEDEXPRESS URGENT CARE-MEADVILLE			1	100%	1
AMERICA'S ER SITE 002 LLC			1	100%	1
CARESOUTH HHA HOLDINGS OF VIRGINIA, LLC			1	100%	1
IMMEDIATE CARE MEDICAL CENTER			1	100%	1
ST GERARD'S COMMUNITY OF CARE		1			1
BROOKDALE FORT MYERS LAKES PARK			1	100%	1
LABORATORIO BUENA SALUD			1	100%	1
MT VIEW			1	100%	1
BUFFALO VAMC			1	100%	1
HATLEY HEALTH CARE, INC		1			1
JP MORGAN CHASE HEALTH SERVICES			1	100%	1
ST LUKE LUTHERAN HOME		1			1
HUGH CHATHAM FAMILY MEDICINE INDEPENDENCE		1			1
WALGREENS #01398			1	100%	1
WILLOWBROOKE CT AT LIMA ESTATES		1			1
AVANTARA REDFIELD		1			1
SAN JOSE CLINIC		1			1
UNIVERSITY OF IOWA HOSPITALS & CLINICS			1	100%	1
EXAC CARE CROSSVILLE		1			1
MAYO CLINICAL LABORATORIES		1			1
BLACKBERRY CENTER, THE		1			1
ATHENA PLASTIC SURGERY		1			1
Grangeville Health and Rehab		1			1
WATERTOWN URGENT CARE		1			1
HEALTH CHOICES, PLLC		1			1
CVS MA1875POCT ASHLAND			1	100%	1
PHI LIFE SCIENCES			1	100%	1
NORTH PALM CHIDRENS PHYSICIANS			1	100%	1
CARE STATION MEDICAL GROUP		1			1
LABTECH DIAGNOSTICS			1	100%	1
RENOWN REGIONAL MEDICAL CENTER			1	100%	1
Salem Hills Rehabilitation and Nursing Center		1			1
2504-HOMEWOOD		1			1
CENTRAL CAROLINA HOSPITAL			1	100%	1
ROSE MEDICAL CENTER LAB			1	100%	1
NORTH SHORE HEMATOLOGY-ONCOLOGY ASSOCIATES PC		1			1
ST JOHN'S HOME CARE			1	100%	1
MCR HEALTH MEDICAL EXPRESS			1	100%	1
Brookdale Southside			1	100%	1
NHC HealthCare St. Charles		1			1
ASSOCIATES MD MEDICAL GROUP INC			1	100%	1
ROBERT TAYLOR COMMUNITY COMPLEX			1	100%	1
CHILTON MEDICAL CENTER		1			1

COVID-19: testing by laboratory

Data through Apr 21, 2021 verified as of Apr 22, 2021 at 09:25 AM

Data in this report are provisional and subject to change.

The numbers in the table below represent the number of Florida and non-Florida residents for whom test results were received by the Department of Health. A person can be tested by more than one laboratory and can have both positive and negative results. **Therefore, the sum of the numbers in each column will be larger than the total number of people tested.**

Reporting lab	Inconclusive	Negative	Positive	Percent positive	Total
RAMBAM URGENT CARE			1	100%	1
Sherwood Oaks Health Center			1	100%	1
Keller Landing Center		1			1
Longwood Community Living Center		1			1
Eagle Point Health Care Center		1			1
ORDRS, INC.			1	100%	1
MANHATTAN COLLEGE HEALTH SERVICES		1			1
Maple Lane Nursing Home		1			1
MERCY GENERAL HOSPITAL			1	100%	1
RIVERSIDE PEDIATRIC GROUP, INC		1			1
WEST PALM BEACH PHARMACEUTICALS LLC			1	100%	1
INTERMOUNTAIN HEALTHCARE LABORATORY SERVICES			1	100%	1
NORTHWEST TEXAS HEALTHCARE SYSTEM,INC			1	100%	1
MARTINSVILLE HEALTH AND REHAB			1	100%	1
UNIVERSITY OF MIAMI PRIMARY CARE SITE UMHC 3039			1	100%	1
CRYSTAL RIVER FIRE DEPARTMENT			1	100%	1
TMH PHYSICIAN PARTNERS QUINCY			1	100%	1
INTERNAL MEDICINE ASSOCIATES		1			1
Life Care Center of Auburn		1			1
PRISMA HEALTH TUOMEY LABORATORY			1	100%	1
CVS MA335POCT RAYNHAM		1			1
MONROE COUNTY PUBLIC HEALTH DEPARTMENT			1	100%	1
CAREATC - PALM HARBOR			1	100%	1
THEDACARE FAMILY MEDICINE GATEWAY			1	100%	1
CVS IL2297652CV CHICAGO		1			1
ACCESS FAMILY CARE LLC			1	100%	1
Kroger 907 - The Little Clinic Holland		1			1
USF PHYSICIANS GROUP			1	100%	1
CVS / PHARMACY #10794			1	100%	1
Kingston of Miamisburg		1			1
HEARTLAND OF ZEPHYRHILLS FL, LLC			1	100%	1
NONA MEDICAL ARTS		1			1
EASTGENE LABORATORIES		1			1
RICHMOND MEDICAL CENTER FOR WOMEN		1			1
THE MEDICAL CENTER AT BOWLING GREEN			1	100%	1
NEMOURS CHILDRENS PRIMARY CARE CLERMONT			1	100%	1
ELAN MANATEE			1	100%	1
MCLEOD MEMORIAL HOSPITAL CLARENDON			1	100%	1
OAK HAVEN REHAB AND NURSING CENTER			1	100%	1
CVS KS8573POCT OVERLAND PARK		1			1
Village Crest Center for Health & Rehabilitation		1			1
ENZO LABS INC			1	100%	1
URGENT CARE OF FORT LAUDERDALE INC			1	100%	1
Willowbrooke Court at Normandy Farms Estates		1			1
RIVERVIEW HOSPITAL	1				1
MAYO CLINIC OUTPATIENT DIALYSIS CENTER			1	100%	1
SOMA MEDICAL CENTER PA #2 OAKLAND			1	100%	1

COVID-19: testing by laboratory

Data through Apr 21, 2021 verified as of Apr 22, 2021 at 09:25 AM

Data in this report are provisional and subject to change.

The numbers in the table below represent the number of Florida and non-Florida residents for whom test results were received by the Department of Health. A person can be tested by more than one laboratory and can have both positive and negative results. **Therefore, the sum of the numbers in each column will be larger than the total number of people tested.**

Reporting lab	Inconclusive	Negative	Positive	Percent positive	Total
Waddell Nursing & Rehab Center		1			1
FAMILY MEDICAL CENTER		1			1
SUREPOINT URGENT CARE PADRE ISLAND			1	100%	1
CAROMONT HEALTH			1	100%	1
ST. MARY MEDICAL CENTER		1			1
Mountain View Manor			1	100%	1
Holly Hill Healthcare Center			1	100%	1
PELICAN STATE OUTPATIENT CENTER			1	100%	1
GARDENS AT MAPLEWOOD			1	100%	1
Scepter Rehab and Health care		1			1
CARENOW URGENT CARE - ANTIOCH		1			1
Ohman Family Living at Holly Assisted Living		1			1
PEACE HEALTH FAMILY MEDICINE AT 87TH AVE		1			1
Kroger 465 - The Little Clinic Oakley		1			1
AMERICAN MEDICAL RESPONSE - FARMER BRA		1			1
HCR-ManorCare			1	100%	1
SOUTHWOOD NURSING & RETIREMENT CENTER		1			1
BEAUMONT URGENT CARE		1			1
Kroger 805 - The Little Clinic Lewis Center		1			1
THE GROVE HEALTH AND REHAB			1	100%	1
NYU LANGONE AMBULATORY CARE LAKE SUCCE		1			1
COUNTY OF HAMILTON			1	100%	1
WALGREENS_CHICAGO		1			1
Fulton County Medical Center Long Term Care			1	100%	1
Kroger 359 - The Little Clinic Bellevue		1			1
HAWAII DEPARTMENT OF HEALTH LAB			1	100%	1
KISSIMMEE HOME TRAINING		1			1
Springdale Village		1			1
BOLLES SCHOOL, THE			1	100%	1
Elderwood at Williamsville		1			1
WEST COAST CLINICAL LABS INC			1	100%	1
CLAYTON NURSING AND REHABILITATION		1			1
BRUNSWICK HEALTH AND REHABILITATION CE		1			1
LAKEWOOD RANCH MEDICAL GROUP LLC			1	100%	1
LEHIGH PULMONARY ASSOCIATES			1	100%	1
HERNANDO COUNTY HEALTH DEPT			1	100%	1
DUKE UNIVERSITY MEDICAL CENTER			1	100%	1
Sky View Rehabilitation and Health Care Center		1			1
Arbor Springs Health and Rehab		1			1
SIGNATURE HEALTHCARE OF BUCKHEAD		1			1
GARNET HEALTH DOCTORS		1			1
EXCEL URGENT CARE OF NJ			1	100%	1
NEMOURS CHILDREN'S PRIMARY CARE			1	100%	1
LAKESIDE MEDICAL CENTER		1			1
PEDIATRIC ASSOC OF JACKSONVILLE PA			1	100%	1
SPEARE MEMORIAL HOSPITAL			1	100%	1
ELKTON TRANSITIONAL CARE CENTER		1			1

COVID-19: testing by laboratory

Data through Apr 21, 2021 verified as of Apr 22, 2021 at 09:25 AM

Data in this report are provisional and subject to change.

The numbers in the table below represent the number of Florida and non-Florida residents for whom test results were received by the Department of Health. A person can be tested by more than one laboratory and can have both positive and negative results. **Therefore, the sum of the numbers in each column will be larger than the total number of people tested.**

Reporting lab	Inconclusive	Negative	Positive	Percent positive	Total
NULEASE MEDICAL SOLUTIONS			1	100%	1
BANNER UNIVERSITY MEDICAL CENTER			1	100%	1
CHATEAU TERREBONNE HEALTH CARE		1			1
Terrace Glen Village		1			1
Kroger - KRO03500568			1	100%	1
GATEWAY FAMILY HEALTH CLINIC			1	100%	1
MYCLINIC, INC			1	100%	1
PATIENT FIRST - SICKLERVILLE		1			1
SUNSHINE URGENT CARE			1	100%	1
NF Escambia, LLC DBA Olive BranchHealth and Rehabilitaion Center			1	100%	1
Princeton Place			1	100%	1
WESTCOAST FAMILY PRACTICE		1			1
ADVANCED CARDIOVASCULAR DIAGNOSTICS OF FL			1	100%	1
SUPERKIDS PEDIATRICS			1	100%	1
SACRED HEART MEDICAL CENTER			1	100%	1
NEW HORIZON PRIMARY CARE LLC			1	100%	1
NORTH FLORIDA CHILD DEVELOPMENT, INC			1	100%	1
MODERN URGENT CARE			1	100%	1
MD NOW URGENT CARE			1	100%	1
Kroger 481 - The Little Clinic Houston Levee		1			1
ADVOCATE GOOD SAMARITAN			1	100%	1
SOUTHWOOD HEALTHCARE CENTER		1			1
HENRICO DOCTOR'S LABORATORY			1	100%	1
DORAL KIDNEY CENTER			1	100%	1
Eden Meadows		1			1
UPMC NORTHWEST HOSPITAL			1	100%	1
PARK LANE NURSING HOME		1			1
CENTRAL ALABAMA HEALTH CARE SYSTEM			1	100%	1
GEORGETOWN URGENT CARE			1	100%	1
Biopharmaceutics Laboratory Section		1			1
UNIVERSITY OF BALTIMORE WASHINGTON MEDICAL CENTER			1	100%	1
NHC Sequatchie		1			1
Luling Living Center		1			1
BRISTOL CHILDRENS CLINIC			1	100%	1
CYPRESS VILLAGE REHAB CENTER		1			1
GIFFORD MEMORIAL HOSPITAL		1			1
PARRISH MEDICAL GROUP			1	100%	1
Kroger 523 - The Little Clinic Dickson			1	100%	1
IVAN, MAYA			1	100%	1
CAMBRIDGE HEALTH ALLIANCE			1	100%	1
JOSEPH REINA PHARMACY INC DBA JRX PHAR		1			1
ST LUKES SURGICAL AT THE VILLAGES INC			1	100%	1
HAWKEYE CARE CENTER DUBUQUE		1			1
HEART HOSPITAL OF LAFAYETTE: EMERGENCY ROOM			1	100%	1
ORMOND MEDICAL ARTS FAMILY PRACTICE PL			1	100%	1
TAMPA GENERAL MEDICAL GROUP LABORATORY HEALTHPARK			1	100%	1
MEDICAL CITY DENTON			1	100%	1

COVID-19: testing by laboratory

Data through Apr 21, 2021 verified as of Apr 22, 2021 at 09:25 AM

Data in this report are provisional and subject to change.

The numbers in the table below represent the number of Florida and non-Florida residents for whom test results were received by the Department of Health. A person can be tested by more than one laboratory and can have both positive and negative results. **Therefore, the sum of the numbers in each column will be larger than the total number of people tested.**

Reporting lab	Inconclusive	Negative	Positive	Percent positive	Total
CATERPILLAR INC - MIAMI DISTRIBUTION CENTER			1	100%	1
MEDEXPRESS URGENT CARE - LINDEN		1			1
Kroger 698 - The Little Clinic 14th Street/Bell		1			1
PEDIATRIC ASSOCIATES - JACKSONVILLE			1	100%	1
MED-LAKE LABORATORY			1	100%	1
CVS AZ3749POCT GOODYEAR		1			1
HIBISCUS COURT			1	100%	1
CVS AZ7855POCT TUCSON		1			1
CHIPLEY DIALYSIS			1	100%	1
VA Central California HCS		1			1
ENCOMPASS HEALTH REHABILITATION HOSPITAL OF UTAH		1			1
CENTRAL TX MEDICAL CENTER - LAB			1	100%	1
FIRSTCARE MEDICAL CENTER			1	100%	1
NORWALK HOSPITAL			1	100%	1
Allen Health and Rehabilitation		1			1
Monument Health Custer Care Center		1			1
WILLOW DALE WELLNESS VILLAGE APARTMENT		1			1
RED HOOK FAMILY PRACTICE		1			1
LABORATORY SERVICES SGHS - CAMDEN		1			1
COMMUNITY			1	100%	1
PATIENT FIRST-GENERAL BOOTH			1	100%	1
MEDCOR INC			1	100%	1
MEDHELP			1	100%	1
ADVENTHEALTH MEDICAL GROUP INTERNAL MEDICINE AT MILLS			1	100%	1
KENDALL PEDIATRICS PARTNERS LLC			1	100%	1
Portsmouth Health and Rehab			1	100%	1
Heritage Inn Health and Rehabilitation		1			1
CVS NE8615POCT LINCOLN		1			1
FOUNDCARE HEALTH			1	100%	1
Southwest Louisiana Veterans Home			1	100%	1
WINDMOOR HEALTHCARE			1	100%	1
WALGREENS #15369		1			1
WALGREENS # 04440		1			1
SOUTHWEST REGIONAL PCR LABORATORY			1	100%	1
MONONGAHELA VALLEY HOSPITAL			1	100%	1
Kroger 519 - The Little Clinic Staples Mill Road		1			1
URGENT 202 COX CREEK PKWY		1			1
SARASOTA MEMORIAL HOSPITAL		1			1
SANTA ROSA PEDIATRICS			1	100%	1
WALGREENS #07589		1			1
BROOKDALE WEST PALM BEACH			1	100%	1
PEDIATRIC ASSOCIATES - MIAMI LAKES		1			1
Long Beach Care Center			1	100%	1
Encompass Health Rehab Hosp Harmarville		1			1
BAPTIST MEDICAL PLAZA AT WESTCHESTER			1	100%	1
NEMOURS CHILDREN HOSPITAL			1	100%	1
CENTRAL FL INTERNAL MEDICINE ASSOCIATES LLC		1			1

COVID-19: testing by laboratory

Data through Apr 21, 2021 verified as of Apr 22, 2021 at 09:25 AM

Data in this report are provisional and subject to change.

The numbers in the table below represent the number of Florida and non-Florida residents for whom test results were received by the Department of Health. A person can be tested by more than one laboratory and can have both positive and negative results. **Therefore, the sum of the numbers in each column will be larger than the total number of people tested.**

Reporting lab	Inconclusive	Negative	Positive	Percent positive	Total
Excel Care Center			1	100%	1
SUNRISE CLINIC SANTA ROSA		1			1
WEST CARVER MEDICAL ASSOCIATES		1			1
Hawthorne House		1			1
WATERS EDGE ELEMENTARY SCHOOL			1	100%	1
CHESAPEAKE REGIONAL MEDICAL CENTER			1	100%	1
DSI LABORATORIES-NAPLES-7TH			1	100%	1
Parkview Care and Rehabilitation Center		1			1
Encompass Health Rehab Hosp Alexandria		1			1
CVS AZ69POCT PEORIA		1			1
CFCH - FROSTPROOF			1	100%	1
BRIDGEWATER PARK ASSISTED LIVING LLC			1	100%	1
LINCOLN COUNTY MEDICAL CENTER		1			1
DEPARTMENT OF HEALTH SERVICES			1	100%	1
WINNIFRED ASSISTED LIVING FACILITY INC		1			1
MEDPOST URGENT CARE - CIBOLO			1	100%	1
QC LABORATORY			1	100%	1
TANGLEWOOD MANOR		1			1
LOUNDY		1			1
MARQUETTE GENERAL HOSPITAL			1	100%	1
Arlington Health and Rehabilitation		1			1
PRINCIPLE DIAGNOSTICS LLC			1	100%	1
RAAZI CLINICAL LABORATORY LLC			1	100%	1
MEDONE URGENT CARE			1	100%	1
Court House Center		1			1
GINKGO BIOWORKS INC (CONCENTRIC)		1			1
MACKINAC STRAITS LONG TERM CARE UNIT		1			1
BRITTNEY WHELIHAN IRWIN ARNP LLC			1	100%	1
JAMES A HENRY MD LLC			1	100%	1
WMC HEALTH GROUP OF KISSIMMEE LLC			1	100%	1
ADVENTHEALTH WOUND CARE CENTER			1	100%	1
PINEVILLE PHARMACY			1	100%	1
KANA MEDICAL			1	100%	1
FOUNDATION LABORATORY			1	100%	1
FLAGLER MEDICAL ASSOCIATES PA			1	100%	1
Heritage Health of Peru			1	100%	1
TRITENN LLC		1			1
MEDEX CLINIC LLC			1	100%	1
WALGREENS #12624		1			1
Advanced Health Care of St. George		1			1
FLORIDA HOME HEALTH			1	100%	1
SANTA MONICA CA-UCLA MC			1	100%	1
OCEANVIEW NURSING AND REHABILITAION CENTER			1	100%	1
Baypoint Healthcare Center			1	100%	1
NSPIRE HEALTHCARE PLANTATION			1	100%	1
ADVANCED RESEARCH AND DIAGNOSTIC LABORATORY UNIVERSITY OF MINNESOTA			1	100%	1
SPINE & PAIN CONSULTANT PLLC		1			1

COVID-19: testing by laboratory

Data through Apr 21, 2021 verified as of Apr 22, 2021 at 09:25 AM

Data in this report are provisional and subject to change.

The numbers in the table below represent the number of Florida and non-Florida residents for whom test results were received by the Department of Health. A person can be tested by more than one laboratory and can have both positive and negative results. **Therefore, the sum of the numbers in each column will be larger than the total number of people tested.**

Reporting lab	Inconclusive	Negative	Positive	Percent positive	Total
Good Samaritan Society - Albion		1			1
MOUNTAINVIEW URGENT CARE VALLEY		1			1
EMERSON HOSPITAL LABORATORY			1	100%	1
WYOMING COUNTY DEPARTMENT OF HEALTH		1			1
BRANKO D PEJIC MD FAMILY PRACTICE			1	100%	1
CERMAK HEALTH SERVICES			1	100%	1
Maplewood of Cheshire County		1			1
DPH OP LAB			1	100%	1
MEDTOWN PHARMACY			1	100%	1
BROCK HUGHES MEDICAL CENTER			1	100%	1
Ideal Senior Living Center		1			1
LITTLE FALLS HOSPITAL LABORATORY		1			1
PAMC MICRO LAB			1	100%	1
FLORIDA CLINICAL LABORATORY INC DBA			1	100%	1
JAX FAMILY CARE		1			1
CONCIERGE IV NUTRITION			1	100%	1
BEAUMONT HOSPITAL			1	100%	1
METROPOLITAN			1	100%	1
JUPITER MEDICAL GROUP			1	100%	1
The Evangelical Lutheran Good Samaritan Society Prescott Village		1			1
HUNEYCUTT FAMILY PRACTICE			1	100%	1
CVS OH3306POCT AKRON		1			1
ADVENTHEALTH DURAND			1	100%	1
Kroger 970 - The Little Clinic Westfield			1	100%	1
Coos County Nursing Home		1			1
SOUTHEAST MISSOURI HOSPITAL		1			1
JACKSON MADISON CO. GEN. HOSPITAL			1	100%	1
BSA PHYSICIANS GROUP, INC D/B/A BSA FAMILY MEDICAL			1	100%	1
Kingston Care Center of Fort Wayne		1			1
bishop rehabilitation and nursing center		1			1
Vista Park			1	100%	1
VERIFY LABS			1	100%	1
ACCESS HEALTH CARE PHYSICIANS, LLC		1			1
EMERGENCY CARE SERVICES LAB AT JFK MEDICAL CENTER			1	100%	1
PATHLAB SERVICES			1	100%	1
FRESENIUS KIDNEY CARE OF CLERMONT WEST			1	100%	1
PHYSICIAN ASSOCIATES, LLC			1	100%	1
CVS TN5694POCT SODDY DAISY		1			1
BAYSTATE REFERENCE LABORATORY			1	100%	1
Birmingham Nursing and Rehabilitation East LLC		1			1
1ST MED DOTHAN			1	100%	1
Mayaguez Outpatient Clinic		1			1
AMALIA'S COMMUNITY CLINIC, CORP			1	100%	1
CRESTVIEW MED CLIN LAB			1	100%	1
COLLINS NURSING HOME		1			1
LANCASHIRE HALL NURSING AND REHABILITATION CENTER		1			1
DOCTORS MEMORIAL HOSP HOME HEALTH CARE		1			1

COVID-19: testing by laboratory

Data through Apr 21, 2021 verified as of Apr 22, 2021 at 09:25 AM

Data in this report are provisional and subject to change.

The numbers in the table below represent the number of Florida and non-Florida residents for whom test results were received by the Department of Health. A person can be tested by more than one laboratory and can have both positive and negative results. **Therefore, the sum of the numbers in each column will be larger than the total number of people tested.**

Reporting lab	Inconclusive	Negative	Positive	Percent positive	Total
BLESSINGS MEDICAL CLINIC, THE			1	100%	1
MOBILE MEDICAL UNIT- SAINT JOSEPH REG		1			1
VELOCITY URGENT CARE - CHIMNEY HILL			1	100%	1
Sunnybrook Rehabilitation Center			1	100%	1
DEL PRADO MEDICAL CENTER, INC		1			1
NOORANI MEDICAL CENTER LLC			1	100%	1
SUNCOAST BEHAVIORAL HEALTH CENTER			1	100%	1
LAMARQUE DIALYSIS			1	100%	1
LADY OF THE SEA HOSPITAL LAB			1	100%	1
PENSACOLA PATHOLOGY		1			1
NOSE AND SINUS INSTITUTE OF BOCA RATON		1			1
CHILDRENS SPECIALIST PEDIATRIC PULMMOLOGY &			1	100%	1
ASHLEY CLINICAL DIAGNOSTIC LABORATORY			1	100%	1
AMERICAN FAMILY CARE URGENT CARE		1			1
SOUTHWESTERN VERMONT MEDICAL CENTER			1	100%	1
PANCARE HEALTH - NORTHSIDE ELEMENTARY			1	100%	1
OHIOHEALTH URGENT CARE			1	100%	1
SEASONS HOSPICE AND PALLIATIVE CARE OF			1	100%	1
ARIZA WELLNESS CARE LLC			1	100%	1
Summit Medical Group Morristown Oncology		1			1
USA Healthcare LTC, LLC - Folsom Center for Rehabilitation & Healthca		1			1
YOUTH HEALTH CENTER OF HUNTINGTON		1			1
TUNIS STREET GROUP HOME		1			1
CAREHERE HUDSON BAY			1	100%	1
ANSWERS RESOURCE FACILITY		1			1
MEDEXPRESS URGENT CARE, EDWARDSVILLE		1			1
SPRING VALLEY HOSPITAL MEDICAL CENTER			1	100%	1
NHC PLACE AT COOL SPRINGS		1			1
MEDSTAR URGENT CARE, LLC			1	100%	1
ER NEAR ME HULEN		1			1
SCHUYLER HOSPITAL		1			1
CASS LAKE PHS INDIAN HOSPITAL		1			1
BAXTER REGIONAL MEDICAL CENTER			1	100%	1
Walgreens #10851		1			1
LAKE WALES DIALYSIS CENTER			1	100%	1
PARK AVENUE DERMATOLOGY NORTH			1	100%	1
NLAC SUMMERBIO			1	100%	1
BAPTIST HEALTH SURGERY CENTER			1	100%	1
WW Chem Auto SS			1	100%	1
OPTUM OF HIALEAH		1			1
VA Boston HCS-Brockton Division		1			1
RUBY MEMORIAL HOSP. LAB			1	100%	1
St Mary's d'Youville Pavilion		1			1
Arch Plaza Nursing and Rehabilitation Center			1	100%	1
EAST END PEDIATRICS		1			1
HOWELL BRANCH COURT			1	100%	1
NORTHEAST BAPTIST HOSPITAL			1	100%	1

COVID-19: testing by laboratory

Data through Apr 21, 2021 verified as of Apr 22, 2021 at 09:25 AM

Data in this report are provisional and subject to change.

The numbers in the table below represent the number of Florida and non-Florida residents for whom test results were received by the Department of Health. A person can be tested by more than one laboratory and can have both positive and negative results. **Therefore, the sum of the numbers in each column will be larger than the total number of people tested.**

Reporting lab	Inconclusive	Negative	Positive	Percent positive	Total
THE MEDICAL CENTER AT SCOTTSVILLE			1	100%	1
KENT		1			1
MARINA DEL REY HOSPITAL LAB			1	100%	1
MERRILL GARDENS AT CHAMPIONSGATE			1	100%	1
AUTUMN CARE OF STATESVILLE, LLC		1			1
HEALTHCARE AND REHAB OF SANFORD			1	100%	1
PARK CITY HOSPITAL - RESPIRATORY CARE SERVICES			1	100%	1
CARE CENTER OF LAKE PLACID			1	100%	1
GARDENS PEDIATRICS LAB			1	100%	1
KNOX COMMUNITY HOSPITAL			1	100%	1
CVS NY2297002CV NEW YORK			1	100%	1
URGENTMED			1	100%	1
CORNERSTONE OF RECOVERY INC		1			1
COMMUNITY MEDICAL CARE			1	100%	1
SURGERY CENTER, THE			1	100%	1
BOCA RATON REGIONAL HOSPITAL		1			1
TITUS REGIONAL MEDICAL CENTER			1	100%	1
ATLANTA PLUS URGENT CARE, LLC			1	100%	1
Kroger 753 - The Little Clinic Goss Avenue		1			1
Manor Care Health Care Services - Williamsport North		1			1
MEDEXPRESS URGENT CARE - WAYNESBURG		1			1
THE HEART HOSPITAL BAYLOR PLANO			1	100%	1
BRADEN CLINIC		1			1
MEDEXPRESS URGENT CARE - CABOT			1	100%	1
Walgreens #5914		1			1
CARE CONNECTIONS AT HOME LLC			1	100%	1
Vibrantlife of El Paso Rehabilitation Center			1	100%	1
MEMORIAL MEDICAL CENTER			1	100%	1
Florence Nursing and Rehabilitation Center		1			1
WAYCROSS INTRTNAL MEDICINE			1	100%	1
BRIGHT HEALTH CLINIC CORP			1	100%	1
HARDEE COUNTY FIRE RESCUE		1			1
CHILDREN'S AT SATELLITE BOULEVARD URGE		1			1
GENERATIONS CENTER OF SPENCER		1			1
RIVERSIDE COUNTY PUBLIC HEALTH LABORATORY			1	100%	1
MERCYONE DES MOINES MEDICAL CENTER			1	100%	1
CARENOW URGENT CARE-HENDERSONVILLE		1			1
ANDREWS INSTITUTE AMBULATORY SURGERY CENTER		1			1
MEADOWS PARK HEALTH AND REHABILITATION		1			1
Wrightsville Manor Health and Rehab		1			1
THE BRENNITY AT TRADITION			1	100%	1
PARTNERS IN PRIMARY CARE		1			1
ARKANSAS PUBLIC HEALTH LABORATORY		1			1
FINLAY MEDICAL RESEARCH CORP			1	100%	1
CANDLER HOSPITAL			1	100%	1
INLET CONCIERGE MEDICINE			1	100%	1
ADVENTHEALTH IMAGING WINTERGARDEN		1			1

COVID-19: testing by laboratory

Data through Apr 21, 2021 verified as of Apr 22, 2021 at 09:25 AM

Data in this report are provisional and subject to change.

The numbers in the table below represent the number of Florida and non-Florida residents for whom test results were received by the Department of Health. A person can be tested by more than one laboratory and can have both positive and negative results. **Therefore, the sum of the numbers in each column will be larger than the total number of people tested.**

Reporting lab	Inconclusive	Negative	Positive	Percent positive	Total
MIAMI VASCULAR SURGERY			1	100%	1
MEDICAL CENTER OF TRINITY - MOB		1			1
PEDIATRIC SPECIALTY CLINIC COLLIER			1	100%	1
AMD			1	100%	1
ST FRANCIS COLLEGE WELLNESS CENTER		1			1
Mission Arch Center		1			1
HARDIN HEALTH INC		1			1
IZ MEDICAL		1			1
RIVERVIEW HOSPITAL D/B/A UNIVERSITY		1			1
ORAL & FACIAL SURGERY			1	100%	1
ADVENTHEALTH MEDICAL GROUP OBSTETRICS AND			1	100%	1
ISLANDS ASSISTED LIVING FACILITY,THE			1	100%	1
TRAVIS LEE THOMPSON MD			1	100%	1
NEMOURS CHILDREN'S PRIMARY CARE, ST CLOUD			1	100%	1
PHOENIX MEDICAL CLINIC			1	100%	1
CARENOW URGENT CARE – SPRING			1	100%	1
Kroger 350 - The Little Clinic New Cut Road		1			1
VIRTUA HEALTH AND REHABILITATION		1			1
MISSOURI DEPARTMENT OF HEALTH AND SENIOR SERVICES - STATE PH LAB		1			1
FLORIDA HOSPITAL TRANSPLANT CENTER		1			1
BELLMORE PEDIATRICS		1			1
NEW SMYRNA BEACH AMBULATORY CARE CTR			1	100%	1
Crowne Place Assisted Living		1			1
LYSTER MAIN LAB, FT RUCKER		1			1
AAA MEDICAL TESTING			1	100%	1
MEDICAL COLLEGE OF GEORGIA MEDICAL CENTER			1	100%	1
Greencroft Goshen		1			1
CHILDREN'S NATIONAL MEDICAL CENTER			1	100%	1
XSTREMEMD			1	100%	1
CVS AZ4795POCT MESA		1			1
FAMILY MEDICINE AT KISSIMMEE		1			1
SUNSHINE PEDIATRICS OF LUTz			1	100%	1
TRAFALGAR DIALYSIS			1	100%	1
WELLMED AT LINEBAUGH AVE			1	100%	1
INTERNAL MEDICINE EMILIA MURRAY MD PA		1			1
MERITUS MEDICAL CENTER			1	100%	1
MINUTECLINIC LLC #3351			1	100%	1
NORTH FLORIDA FAMILY MEDICINE			1	100%	1
BETHESDA DIALYSIS			1	100%	1
SYNERGY DIALYSIS INC			1	100%	1
SANFORD HOME		1			1
TARRANT MEDICAL ASSOCIATES			1	100%	1
APPLECARE BRUNSWICK			1	100%	1
ELDERWOOD AT WAVERLY		1			1
HCL LABORATORIES			1	100%	1
Kroger 532 - The Little Clinic Murfreesboro		1			1
TRANSCEND PERFORMANCE AND LIFESTYLE INSTITUTE			1	100%	1

COVID-19: testing by laboratory

Data through Apr 21, 2021 verified as of Apr 22, 2021 at 09:25 AM

Data in this report are provisional and subject to change.

The numbers in the table below represent the number of Florida and non-Florida residents for whom test results were received by the Department of Health. A person can be tested by more than one laboratory and can have both positive and negative results. **Therefore, the sum of the numbers in each column will be larger than the total number of people tested.**

Reporting lab	Inconclusive	Negative	Positive	Percent positive	Total
SOUTHEASTERN INTEGRATED MEDICAL PL			1	100%	1
ABINGTON MEMORIAL HOSPITAL			1	100%	1
LEE MEMORIAL HOSPITAL OUTPATIENT SURGERY CENTER			1	100%	1
MEDCOR AT ROYAL CARIBBEAN			1	100%	1
RED BUG LAKE ROAD OVIEDO COVID			1	100%	1
CONSOLIDATED			1	100%	1
St. Mary's Care Center		1			1
EVERLYWELL DIAGNOSTICS			1	100%	1
LAS PALMAS MEDICAL CENTER			1	100%	1
DOCTORS CARE – GREER		1			1
Ozark Health and Rehabilitation, LLC		1			1
PEDIATRIC ASSOCIATES - DORAL			1	100%	1
SHANNON MEDICAL CENTER			1	100%	1
CVS TX4794POCT ARLINGTON		1			1
SUNCOAST PRIMARY CARE LLC			1	100%	1
SUMMIT LABORATORY			1	100%	1
ATHENS LIMESTONE HOSPITAL		1			1
PHYSICIANS OF CENTRAL FLORIDA			1	100%	1
Kroger 379 - The Little Clinic Stony Brook		1			1
COMMUNITY MEDICAL CENTER-ORANGE CITY		1			1
SONNI'S PEDIATRICS			1	100%	1
STEPHEN G NELSON MD PA			1	100%	1
JUP Serology SubSection			1	100%	1
TEVAPHARM			1	100%	1
BROWARD MEDICAL LAB			1	100%	1
Smg/North Jersey Hematology & Oncology		1			1
Kroger 524 - The Little Clinic Iron Bridge Road		1			1
MERITER LABORATORIES			1	100%	1
DOCTORS CHOICE HOME CARE INC			1	100%	1
Kroger 683 - The Little Clinic Foothills Plaza		1			1
CARROLL UNIVERSITY STUDENT HEALTH CENTER		1			1
SOUTHERN REGIONAL MEDICAL CENTER		1			1
HOSPITAL METROPOLITANO SAN GERMAN			1	100%	1
MISSION HOSPITAL			1	100%	1
MEDICAL CENTER			1	100%	1
ALPHA 1 ANTITRYPSIN RESEARCH PROGRAM			1	100%	1
FOCUSED CARE AT ALLENBROOK		1			1
Kroger - KRO70300083			1	100%	1
CAREMOUNT MEDICAL PC-CARMEL		1			1
COLLIER BLVD HMA PHYSICIANS MANAGEMENT LLC			1	100%	1
Brookdale Richmond Place		1			1
GENESIS CARE USA OF FLORIDA, LLC			1	100%	1
CELEBRATION HOSPITAL			1	100%	1
CARBON HEALTH			1	100%	1
RESIDENCES AT MIAMI / REIGN GARDENS LLC, THE			1	100%	1
MOREHOUSE COLLEGE STUDENT HEALTH CENTE		1			1
WALGREENS # 11165		1			1

COVID-19: testing by laboratory

Data through Apr 21, 2021 verified as of Apr 22, 2021 at 09:25 AM

Data in this report are provisional and subject to change.

The numbers in the table below represent the number of Florida and non-Florida residents for whom test results were received by the Department of Health. A person can be tested by more than one laboratory and can have both positive and negative results. **Therefore, the sum of the numbers in each column will be larger than the total number of people tested.**

Reporting lab	Inconclusive	Negative	Positive	Percent positive	Total
LAURELS OF NORWORTH		1			1
ADVENT HEALTH MEDICAL GROUP MULTISPECIALTY			1	100%	1
ARCADIA DIALYSIS CENTER			1	100%	1
HALEYVILLE HEALTH CARE CENTER		1			1
Kroger 419 - The Little Clinic Farmington/Exeter		1			1
CLEVELAND CLINIC FLORIDA LAB			1	100%	1
ADVENTHEALTH MEDICAL GROUP PEDIATRICS DIABETES &			1	100%	1
LIBERTY COMMONS NURSING AND REHABILITA		1			1
NICKLAUS CHILDREN'S DORAL OUTPATIENT CENTER			1	100%	1
Central Park Healthcare & Rehabilitation Center		1			1
SUMMIT HEALTHCARE REGIONAL MEDICAL		1			1
CORDOVA FAMILY PRACTICE			1	100%	1
PRIORITY CARE LLC			1	100%	1
EASTSIDE MEDICAL CLINIC		1			1
WILLOWBROOKE COURT AT MATTHEWS GLEN		1			1
EXCEPTIONAL EMERGENCY CENTER			1	100%	1
Victory Health and Rehabilitation			1	100%	1
FRESENIUS MEDICAL CARE TRADTION			1	100%	1
JOHNSON & JOHNSON VISION CARE-VISTAKON			1	100%	1
IRA FIALKO DO			1	100%	1
CLEVELAND CLINIC AKRON GENERAL			1	100%	1
EDGAR PRICE FAMILY & CHILDREN HEALTHCARE CENTER			1	100%	1
ANMED HEALTH MEDICAL CENTER			1	100%	1
LAKE COMMUNITY ACTION AGENCY		1			1
ADVANCED INDIVIDUALIZED MEDICINE OF NAPLES			1	100%	1
Carington Park			1	100%	1
FLAGLER COUNTY BOARD OF COUNTY COMMISSIONERS			1	100%	1
Erwin Health Care Center		1			1
Ramsey Village		1			1
BRIAN C GRINER MD LLC			1	100%	1
Kroger 682 - The Little Clinic Combs and Gantzel		1			1
Kroger 368 - The Little Clinic Frankfort West		1			1
WEST FLORIDA MEDICAL CENTER CLINIC			1	100%	1
ULTIMATE ANALYSIS LABORATORY			1	100%	1
EAST LANSING OPCO		1			1
WELLNOW URGENT CARE-OSWEGO			1	100%	1
AMERICAN FAMILY CARE - SMYRNA			1	100%	1
UNITYPOINT HEALTH TRINITY			1	100%	1
OPTIMAL MEDICINE INC		1			1
Advanced Rehabilitation of Vernon		1			1
CARRINGTON, LLC D/B/A THE CARRINGTON		1			1
LITTLE COMPANY OF MARY HOSPITAL			1	100%	1
HALIFAX HEALTH PRIMARY CARE ORMOND			1	100%	1
CVS AZ3264POCT PHOENIX			1	100%	1
Linley Park Rehabilitation & Healthcare Center		1			1
PHYSICIANS PRIMARY CARE LEHIGH PEDS			1	100%	1
COLUMBIA CREST CARE & RAHAB		1			1

COVID-19: testing by laboratory

Data through Apr 21, 2021 verified as of Apr 22, 2021 at 09:25 AM

Data in this report are provisional and subject to change.

The numbers in the table below represent the number of Florida and non-Florida residents for whom test results were received by the Department of Health. A person can be tested by more than one laboratory and can have both positive and negative results. **Therefore, the sum of the numbers in each column will be larger than the total number of people tested.**

Reporting lab	Inconclusive	Negative	Positive	Percent positive	Total
BELMONT VILLAGE AT JOHNS CREEK		1			1
CLINICAL RESEARCH OF WEST FLORIDA		1			1
CLARKSVILLE HEALTH SYSTEM			1	100%	1
ALLIED PHYSICIANS GROUP		1			1
FAIRHAVEN		1			1
UNIVERSITY OF FLORIDA			1	100%	1
CVS AZ9374POCT TUCSON		1			1
DUKE UNIVERSITY POINT OF CARE TESTING PROGRAM			1	100%	1
SOUTHWEST FLORIDA DIVISION LAB			1	100%	1
KROGER 915 - THE LITTLE CLINIC ANDERSON			1	100%	1
SACRED HEART HEALTH SYSTEM- MIDWIFE PROGRAM			1	100%	1
ALLIED PEDIATRICS & FAMILY MEDICINE			1	100%	1
MEMORIAL URGENT CARE CENTER -			1	100%	1
CENTRAL FLA PEDIATIC URGENT CARE LLC		1			1
Wildwood Healthcare		1			1
Chateau Dville Rehab & Retirement		1			1
NEVADA DEPARTMENT OF HEALTH AND HUMAN SERVICES			1	100%	1
BROOKS REHAB			1	100%	1
ORMOND BEACH DIALYSIS			1	100%	1
BOND COUNTY HEALTH DEPARTMENT			1	100%	1
DIMMIT REGIONAL HOSPITAL			1	100%	1
ASSOCIATESMD			1	100%	1
GATEWAY HEALTHCARE, PC			1	100%	1
Troy Center for Rehabilitation & Nursing		1			1
Shoreline Care Center			1	100%	1
NORTH COUNTY MEDICAL LAB			1	100%	1
NORTH BROWARD MEDICAL CENTER			1	100%	1
HAYS CLINICAL LAB			1	100%	1
PALMETTO LANDING			1	100%	1
CVS TX1057POCT SAN ANTONIO		1			1
BRIGHAM YOUNG UNIV STUDENT HEALTH CTR			1	100%	1
CLEVELAND CLINIC OHIO LABORATORIES			1	100%	1
HEALTHPARTNERS HUDSON CLINIC			1	100%	1
Peninsula Nursing and Rehabilitation Center		1			1
REGIONAL MEDICAL LABORATORY			1	100%	1
DIXIE REGIONAL MEDICAL CENTER			1	100%	1
WINTER GARDEN CHILDREN'S HEALTH CENTERS			1	100%	1
NORTHERN KENTUCKY HEALTH DEPARTMENT			1	100%	1
HONEY BROOK MED INVESTORS LTD/DBA		1			1
BLAKE AT PENSACOLA OPERATION CO, LLC, THE			1	100%	1
STONECREST MEDICAL CENTER		1			1
BRIDGEWATER AT WATERMAN VILLAGE			1	100%	1
EVENTIDE LUTHERAN HOME		1			1
VELOCITY URGENT CARE - LITTLE CREEK			1	100%	1
MEMORIAL HERMANN MEDICAL GROUP-ATASCOCITA PEDS			1	100%	1
ARIZONA STATE LABORATORY			1	100%	1
Acts Manor House		1			1

COVID-19: testing by laboratory

Data through Apr 21, 2021 verified as of Apr 22, 2021 at 09:25 AM

Data in this report are provisional and subject to change.

The numbers in the table below represent the number of Florida and non-Florida residents for whom test results were received by the Department of Health. A person can be tested by more than one laboratory and can have both positive and negative results. **Therefore, the sum of the numbers in each column will be larger than the total number of people tested.**

Reporting lab	Inconclusive	Negative	Positive	Percent positive	Total
UABC			1	100%	1
INTERNAL MEDICINE GROUP OF CENTRAL FLORIDA			1	100%	1
Vi at Aventura		1			1
YOUR HEALTH PEDIATRICS			1	100%	1
Garden View Care Center at Dougherty Ferry		1			1
ORMOND PEDIATRICS PA			1	100%	1
PRIMARY CARE GROUP LLC		1			1
APEX HOME HEALTHCARE			1	100%	1
WINDSOR MANOR			1	100%	1
INTEGRITY SPINE AND ORTHOPEDICS LLC			1	100%	1
CONEY ISLAND HOSP			1	100%	1
TERRELL URGENT CARE			1	100%	1
View Ridge Care Center		1			1
ANDERSON REGIONAL MEDICAL CENTER			1	100%	1
Medilodge of Mt. Pleasant		1			1
DAYTONA BEACH CENTRA CARE			1	100%	1
JACKSBORO URGENT CARE			1	100%	1
FIT4LIFE MEDICAL CENTER			1	100%	1
PREMIER FAMILY AND SPORTS MEDICINE LLC			1	100%	1
PATIENT FIRST - HAMILTON		1			1
WESTMINSTER COLLEGE		1			1
NFRC CLINICAL LAB			1	100%	1
NORTH FLORIDA REGIONAL MEDICAL CENTER EMERGENCY			1	100%	1
WALGREENS #04786		1			1
DEVLIN MANOR NURSING AND REHABILITATION		1			1
Indianspring of Oakley		1			1
QUICKCARE HEALTH, INC			1	100%	1
SKYRIDGE CLINICAL ASSOCIATES		1			1
WEST PENSACOLA DIALYSIS CENTER			1	100%	1
FLORIDA MEDICAL CLINIC PA GI			1	100%	1
SUNCOAST RESEARCH GROUP LLC			1	100%	1
LEESBURG DIALYSIS CENTER		1			1
SIPERSTEIN DERMATOLOGY LLC			1	100%	1
DILELLA			1	100%	1
WELLMED AT LONGWOOD			1	100%	1
CAREFIRST URGENT CARE - BEECHMONT			1	100%	1
ASSISTED LIVING AT TREZEVANT		1			1
Kroger 569 - The Little Clinic Gallatin		1			1
DIVERSICARE OF BIG SPRINGS		1			1
Central Alabama Veterans HCS - West Campus		1			1
UW MEDICINE CHU LAB			1	100%	1
MID FLORIDA COMMUNITY SERVICES			1	100%	1
FIRST CARE WALK IN CLINIC LLC			1	100%	1
PALMS WEST SURGICENTER		1			1
MARTIN MEM FAMILY CARE AT ST LUCIE W			1	100%	1
FLORIDA CLINICAL RESEARCH CENTER, LLC			1	100%	1
KIOSK MEDICINE OF KENTUCKY LLC		1			1

COVID-19: testing by laboratory

Data through Apr 21, 2021 verified as of Apr 22, 2021 at 09:25 AM

Data in this report are provisional and subject to change.

The numbers in the table below represent the number of Florida and non-Florida residents for whom test results were received by the Department of Health. A person can be tested by more than one laboratory and can have both positive and negative results. **Therefore, the sum of the numbers in each column will be larger than the total number of people tested.**

Reporting lab	Inconclusive	Negative	Positive	Percent positive	Total
HILTON HEAD HOSPITAL/INPATIENT			1	100%	1
MANOR CARE OF DELRAY BEACH FL LLC		1			1
ST. JOHN HOSPITAL & MEDICAL CENTER			1	100%	1
PRACTITIONERS IN MOTION			1	100%	1
MISSION HOSPITAL – MEMORIAL CAMPUS			1	100%	1
SHERIDAN VAMC		1			1
CONCORDIA MANOR			1	100%	1
Kroger 618 - The Little Clinic Trail Creek Village		1			1
SEVEN HILLS HEALTHCARE GROUP LLC DBA		1			1
Victoria Manor		1			1
QLABS			1	100%	1
UNIVERSITY OF TOLEDO MEDICAL CENTER			1	100%	1
SACRED HEART HOSPITAL NURSING			1	100%	1
VISTA DEL SOL MED ASSOC		1			1
Bivins Pointe			1	100%	1
HUDSON REGIONAL HOSPITAL			1	100%	1
Kroger 825 - The Little Clinic Dorothy Lane		1			1
KINGMAN REGIONAL MEDICAL CENTER			1	100%	1
Kroger 447 - The Little Clinic Lebanon		1			1
SPHERE DX			1	100%	1
SIGNATURE CARE MEMORIAL CITY			1	100%	1
MARTIN LUTHER KING RENAL INSTITUTE			1	100%	1
WATERBURY HOSPITAL REFERENCE LAB			1	100%	1
HYDE PARK MEDICAL CENTER		1			1
ALTAMONTE SPRINGS WALK IN MED CENTER			1	100%	1
HALIFAX FAMILY HEALTH CENTER			1	100%	1
SENTARA AMBULATORY CARE CLINIC			1	100%	1
VALUE DRUG STORES INC		1			1
Sharon Care Center			1	100%	1
Altenheim Senior Living		1			1
CASA DE ORO CARE AND REHABILITATION CE		1			1
POMPANO BEACH ARTIFICIAL KIDNEY CENTER			1	100%	1
JOHN PETER SMITH HOSPITAL- OB TRIAGE			1	100%	1
FAMILY MEDICAL CARE OF MOUNT DORA INC			1	100%	1
Kroger 57 - The Little Clinic Jay C Charlestown		1			1
ASHLEY PEDIATRICS DAY & NIGHT CLINIC			1	100%	1
SMYTH COUNTY COMMUNITY HOSPITAL LABORATORY			1	100%	1
TRUMAN MEDICAL CENTER - HOSPITAL HILL			1	100%	1
			1	100%	1
ALPHA CLINICAL LABORATORY CORP.			1	100%	1
MEMORIAL SATILLA HEALTH			1	100%	1
KENNEDY BOULEVARD DIALYSIS			1	100%	1
LOPEZ		1			1
Birmingham Nursing & Rehab Center		1			1
Waters of Covington		1			1
NATIONAL INSTITUTES OF HEALTH CLINICAL CENTER			1	100%	1
MARTIN MEMORIAL MEDICENTER			1	100%	1

COVID-19: testing by laboratory

Data through Apr 21, 2021 verified as of Apr 22, 2021 at 09:25 AM

Data in this report are provisional and subject to change.

The numbers in the table below represent the number of Florida and non-Florida residents for whom test results were received by the Department of Health. A person can be tested by more than one laboratory and can have both positive and negative results. **Therefore, the sum of the numbers in each column will be larger than the total number of people tested.**

Reporting lab	Inconclusive	Negative	Positive	Percent positive	Total
LAREDO CARE CLINIC NORTH		1			1
HAMILTON CI MAIN UNIT ANNEX/ WORK CAMP			1	100%	1
LOURDES URGENT CARE			1	100%	1
UF HEALTH - WILDLIGHT			1	100%	1
FAMILY AND INTERNAL MEDICINE ASSOCIATES		1			1
West Bay of Tampa Center			1	100%	1
NORTHWEST FLORIDA SPECIALTY PHYSICIANS LLC		1			1
DR Q PEDIATRICS			1	100%	1
MEDCARE-GARNERS FERRY			1	100%	1
SALUDA NURSING CENTER		1			1
LOUIS STOKES CLEVELAND VA MEDICAL CENTER			1	100%	1
Kroger 767 - The Little Clinic Beaumont		1			1
WORKCARE, INC GLOBALFOUNDRIES			1	100%	1
INDIAN RIVER CLINICAL LABORATORY, INC.		1			1
SAINT BARNABAS MEDICAL CENTER		1			1
ARGENTINE CARE CENTER		1			1
CARENOW LAKE WORTH			1	100%	1
CAREWELL 203			1	100%	1
CTMD MEDICAL CENTER, PA			1	100%	1
Oregon Veterans Home The Dalles		1			1
FORT MYERS NORTH DIALYSIS		1			1
HEARTLAND OF MARIETTA OH LLC DBA		1			1
ADVANCED LABORATORY SERVICES			1	100%	1
MEDICAL CENTER AFFILIATES PALM SPRINGS			1	100%	1
Shelbyville Manor		1			1
SOUTHWESTERN STATE HOSPITAL LABORATORY			1	100%	1
UCH LAB			1	100%	1
THE CLINIC ON SIXTH			1	100%	1
STATE OF CALIFORNIA DOH SERVICES			1	100%	1
CHI ST. LUKE'S HEALTH BCM MEDICAL CENTER			1	100%	1
VERMONT DEPT OF HEALTH LABORATORY			1	100%	1
CORONA CONCIERGE, LLC		1			1
UUHC - REDSTONE HEALTH CENTER LABORATORY			1	100%	1
FLORIDA KEYS PED AND ADOLES CTR			1	100%	1
WOODSTOCK HEALTH DEPARTMENT			1	100%	1
PM PEDIATRICS PC			1	100%	1
SOUTHERN HILLS MEDICAL CENTER			1	100%	1
PHYSICIANS PREMIER ER- CENTRAL AUSTIN			1	100%	1
Sarah A. Todd Memorial Home		1			1
Lopatcong Center		1			1
Trucare Living Centers - Columbus		1			1
Dugan Memorial Home		1			1
MALUHIA		1			1
Eddy Memorial Geriatric Center		1			1
HEALTHCARE PARTNERS FAMILY MEDICINE LLC			1	100%	1
Brown Nursing Home		1			1
PUBLIX PHARMACY #1488		1			1

COVID-19: testing by laboratory

Data through Apr 21, 2021 verified as of Apr 22, 2021 at 09:25 AM

Data in this report are provisional and subject to change.

The numbers in the table below represent the number of Florida and non-Florida residents for whom test results were received by the Department of Health. A person can be tested by more than one laboratory and can have both positive and negative results. **Therefore, the sum of the numbers in each column will be larger than the total number of people tested.**

Reporting lab	Inconclusive	Negative	Positive	Percent positive	Total
HEALTHFORCE PARTNERS INC			1	100%	1
Le Roy Village Green		1			1
CAPITAL HEALTH PLAN - GOVERNORS SQUARE			1	100%	1
ORCHID TERRACE		1			1
VISTA LAKE ASSISTED LIVING			1	100%	1
ANDERSON FAMILY MEDICINE			1	100%	1
TITAN GENOMICS, LLC			1	100%	1
ASSURANCE HEALTHCARE AND COUNSELING CENTER		1			1
GPI MEDICAL CENTER, INC			1	100%	1
Kroger 390 - The Little Clinic North College Hill		1			1
Brownwood Nusing & Rehabilitation		1			1
RMC BROOKHOLLOW MED AESTHETICS INC		1			1
CVS TX3702POCT KATY		1			1
KAISER PERMANENTE REGIONAL REFERENCE LABORATORY		1			1
SPECIALTY MOLECULAR - DENVER			1	100%	1
HALIFAX HEALTH PRIMARY CARE			1	100%	1
BAYOU URGENT CARE			1	100%	1
PALM BEACH DIABETES AND ENDOCRINE SPECIALISTS, PA			1	100%	1
PUBLIX PHARMACY #1122		1			1
MINUTE CLINIC DIAGNOSTIC PA			1	100%	1
PHYSICIANS URGENT CARE			1	100%	1
ACCESS TOTAL CARE			1	100%	1
CLINICAL PATHOLOGY LABORATORIES SOUTHEAST INC			1	100%	1
PINNACLE DIALYSIS		1			1
THE LITTLE CLINIC LLC			1	100%	1
MARION GENERAL HOSPITAL			1	100%	1
CARENOW MIDTOWN			1	100%	1
STAYING HEALTHY MEDICAL SERVICES			1	100%	1
PEDRO L ORTEGA MD PA			1	100%	1
LIFECARE MEDICAL CENTER			1	100%	1
SUMMERLIN MEDICAL CENTRE			1	100%	1
ELEMENTS PHARMACY			1	100%	1
PROVIDENCE ST. PATRICK HOSPITAL			1	100%	1
Kroger 126 - The Little Clinic Cottonwood		1			1
Grays Harbor Health and Rehabilitation		1			1
PALM BEACH COUNTY HEALTH DEPT.			1	100%	1
LP ELIZABETHTON		1			1
CLERMONT PEDIATRICS, PA			1	100%	1
MIDWEST COVENANT HOME, INC		1			1
Absolut Care of Gasport		1			1
BLUFFTON HEALTH CENTER			1	100%	1
PRIMBIO RESEARCH INSTITUTE LLC		1			1
WALGREENS #4086		1			1
URGENT CARE OF KANSAS CITY			1	100%	1
HARRIS URGENT CARE CENTER			1	100%	1
CLIFTON SPRINGS		1			1
FAIRVIEW SOUTHDALE			1	100%	1

COVID-19: testing by laboratory

Data through Apr 21, 2021 verified as of Apr 22, 2021 at 09:25 AM

Data in this report are provisional and subject to change.

The numbers in the table below represent the number of Florida and non-Florida residents for whom test results were received by the Department of Health. A person can be tested by more than one laboratory and can have both positive and negative results. **Therefore, the sum of the numbers in each column will be larger than the total number of people tested.**

Reporting lab	Inconclusive	Negative	Positive	Percent positive	Total
UC TAMiami			1	100%	1
BAYLOR SCOTT & WHITE MEDICAL SURGICAL CLINIC			1	100%	1
ADDINGTON PLACE EAST LAKE		1			1
MEDICAL ARTS LABORATORY			1	100%	1
OCCUPATIONAL HEALTH CENTER		1			1
BAYLOR SCOTT AND WHITE MEDICAL CENTER -CENTENNIAL			1	100%	1
BAPTIST HEALTH FLOYD			1	100%	1
ManorCare Health Services/ York South		1			1
UMASS MEMORIAL/MARLBORO HOSPITAL			1	100%	1
COLOMBO'S PHARMACY		1			1
CARESPOT EXPRESS HEALTHCARE BOYNTON BEACH			1	100%	1
Strasburg Care Center		1			1
RELIANCE HOME HEALTH CARE INC		1			1
North Ottawa Care Center at Heartwood Lodge		1			1
ST JOHN'S MEDICAL CENTER, TETON VILLAGE			1	100%	1
WAYNE COUNTY PUBLIC HEALTH		1			1
GATEWAY LABORATORIES		1			1
ALL CHILDRENS PEDIATRIC CLINIC			1	100%	1
TRUCARE LIVING CENTERS - SELMA			1	100%	1
MARYLAND DEPARTMENT OF HEALTH AND MENTAL HYGIENE			1	100%	1
PHYSICIANS LAB INC			1	100%	1
KIDZ FAMILY CARE			1	100%	1
OCEAN PEDIATRIC CARE			1	100%	1
Brakeley Park Center		1			1
ENT & ALLERGY ASSOCIATES, LLP - SLEEPY HOLLOW (ABBOTT)		1			1
AMERICAN DRUG TESTING LAB LLC			1	100%	1
SJMC PHYSICIAN SERVICES			1	100%	1
Hillside Rehab and Care Center			1	100%	1
TAMPA HEALTH CARE PROVIDERS PA		1			1
BRONSON METHODIST HOSPITAL			1	100%	1
BMC MAYPORT			1	100%	1
WASHINGTONVILLE PHARMACY INC		1			1
MEDEXPRESS URGENT CARE - UNIONTOWN		1			1
BIOMERIEUX			1	100%	1
SAINT FRANCIS HOSPITAL			1	100%	1
MARTIN ARMY COMMUNITY HOSPITAL			1	100%	1
GARDEN VIEW CARE CENTER		1			1
REDSTONE REHABILITATION & NURSING CENT		1			1
CENTRAL JERSEY URGENT CARE OF GREEN BR		1			1
ELMCROFT OF TIMBERLIN PARC			1	100%	1
VALLEY HOSPITAL MEDICAL CENTER		1			1
AURORA MEDICAL CENTER-KENOSHA			1	100%	1
Kroger 63 - The Little Clinic Glassford Hill Rd		1			1
CSI LABORATORIES FLORIDA			1	100%	1
HOSPITALS OF PROVIDENCE TRANSMOUNTAIN CAMPUS, THE			1	100%	1
PINEBROOK CARE AND REHABILITATION CENTER			1	100%	1
TITUSVILLE CENTER FOR SURGICAL EXCELLENCE LLC		1			1

COVID-19: testing by laboratory

Data through Apr 21, 2021 verified as of Apr 22, 2021 at 09:25 AM

Data in this report are provisional and subject to change.

The numbers in the table below represent the number of Florida and non-Florida residents for whom test results were received by the Department of Health. A person can be tested by more than one laboratory and can have both positive and negative results. **Therefore, the sum of the numbers in each column will be larger than the total number of people tested.**

Reporting lab	Inconclusive	Negative	Positive	Percent positive	Total
MED BAR LLC		1			1
AVERA ST. MARY'S HOSPITAL			1	100%	1
ARTESIAN HOME		1			1
Churchman Village LLC		1			1
PULMONARY MEDICINE		1			1
BOCA CIEGA CENTER			1	100%	1
MARY WASHINGTON HOSPITAL HOME HEALTH AGENCY	1				1
COMMUNITY URGENT CARE PC			1	100%	1
ST JOHNS EPISCOPAL HOSPITAL SOUTH SHORE		1			1
ASCARATE DIALYSIS			1	100%	1
VCU HEALTH SYSTEM AUTHORITY - MCV HOSPITALS			1	100%	1
ALBANNA PEDIATRICS CENTER			1	100%	1
SOLDIERS' HOME OF HOLYOKE		1			1
EAST TENNESSEE STATE UNIVERSITY		1			1
HEALTH DIV OAK RIDGE NATL LABORATORY		1			1
Kroger 97 - The Little Clinic Hutchinson		1			1
HARDEN DIALYSIS		1			1
ORANGE PEDIATRICS PA			1	100%	1
SYCAMORE MEDICAL CENTER-KETTERING HEALTH NETWORK			1	100%	1
ALDEN PHARMACY		1			1
EXPRESS WALK IN MEDICAL CENTER			1	100%	1
PANCARE HEALTH - CARR ELEM & MIDDLE SCHOOL			1	100%	1
SALTZER URGENT CARE			1	100%	1
LOUIS A JOHNSON VAMC		1			1
C V S / PHARMACY #4396		1			1
KINGWOOD EMERGENCY CENTER			1	100%	1
Kroger 717 - The Little Clinic Dolphin Drive			1	100%	1
Total	103,197	19,259,258	2,830,854	13%	22,193,309