

COVID-19: summary of cases and monitoring

Data through Apr 20, 2021 verified as of Apr 21, 2021 at 09:25 AM

Data in this report are provisional and subject to change.

Cases: people with positive PCR or antigen test result		Cases: people with positive PCR or antigen test result	
Total cases		Risk factors for Florida residents	
Florida residents	2,143,358	Traveled	17,102
Non-Florida residents	40,996	Contact with a known case	851,926
Type of testing		Traveled and contact with a known case	23,444
Florida residents	2,143,358	Neither	1,250,886
Positive by BPHL/CDC	77,758	No travel and no contact	256,534
Positive by commercial/hospital lab	2,065,600	Travel is unknown	710,031
PCR positive	1,715,857	Contact is unknown	474,506
Antigen positive	427,501	Contact is pending	451,717
Non-Florida residents	40,996	Travel can be unknown and contact can be unknown or pending for the same case, these numbers will sum to more than the "neither" total.	
Positive by BPHL/CDC	957		
Positive by commercial/hospital lab	40,039		
PCR positive	27,855		
Antigen positive	13,141		
Characteristics			
Florida residents hospitalized	88,752		
Florida resident deaths	34,616		
Non-Florida resident deaths	678		
Hospitalized counts include anyone who was hospitalized at some point during their illness. It does not reflect the number of people currently hospitalized.			
More information on deaths identified through death certificate data is available on the National Center for Health Statistics website at www.cdc.gov/nchs/nvss/vsrr/COVID19/index.htm .			

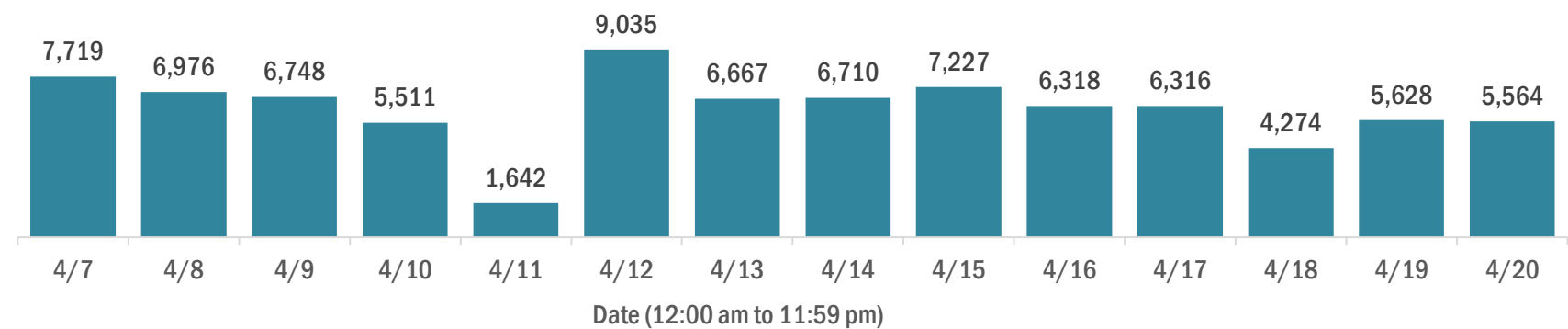
COVID-19: summary of laboratory testing

Data through Apr 20, 2021 verified as of Apr 21, 2021 at 09:25 AM

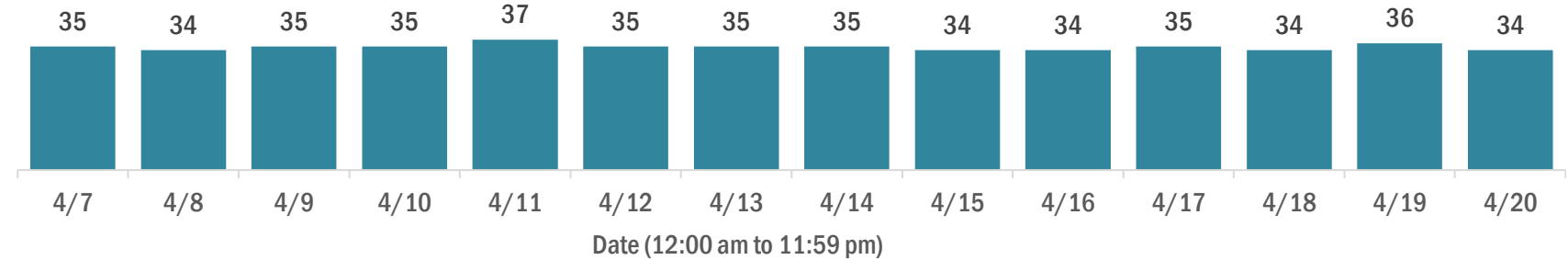
Data in this report are provisional and subject to change.

Cases in Florida residents per day for the past 2 weeks

Number of cases per day



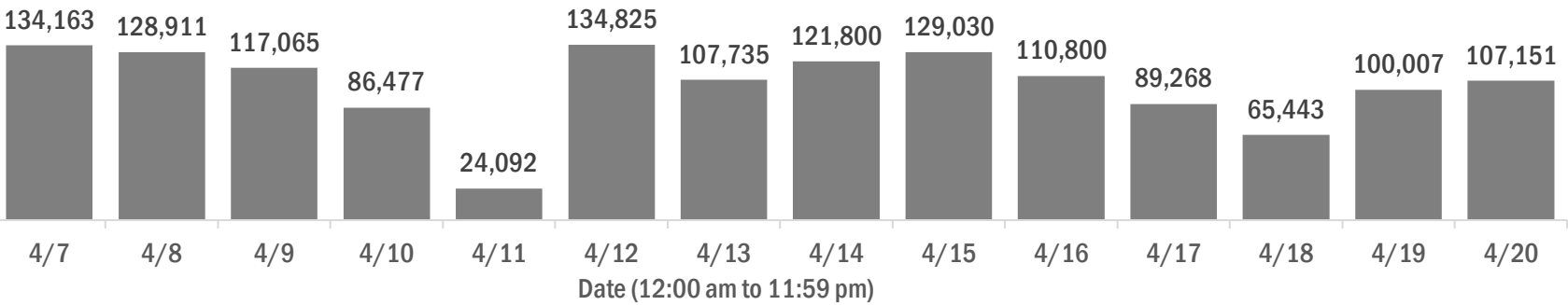
Median age of cases by day



Laboratory testing for Florida residents over the past 2 weeks

Number of Florida residents tested per day

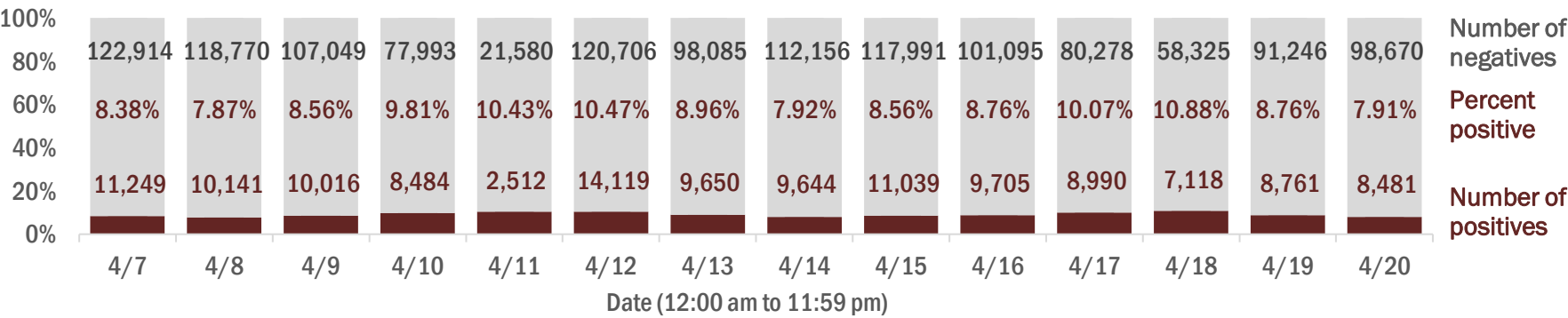
These counts include the number of people for whom the Department received PCR or antigen laboratory results by day. People tested on multiple days will be included for each day a new result was received. A person is only counted once for each day they are tested, regardless of whether multiple specimens are tested or multiple results are received.



Number and percent of Florida residents with positive test results

The percent of positive results ranged from 7.87% to 10.88% over the past 2 weeks and was 7.91% yesterday.

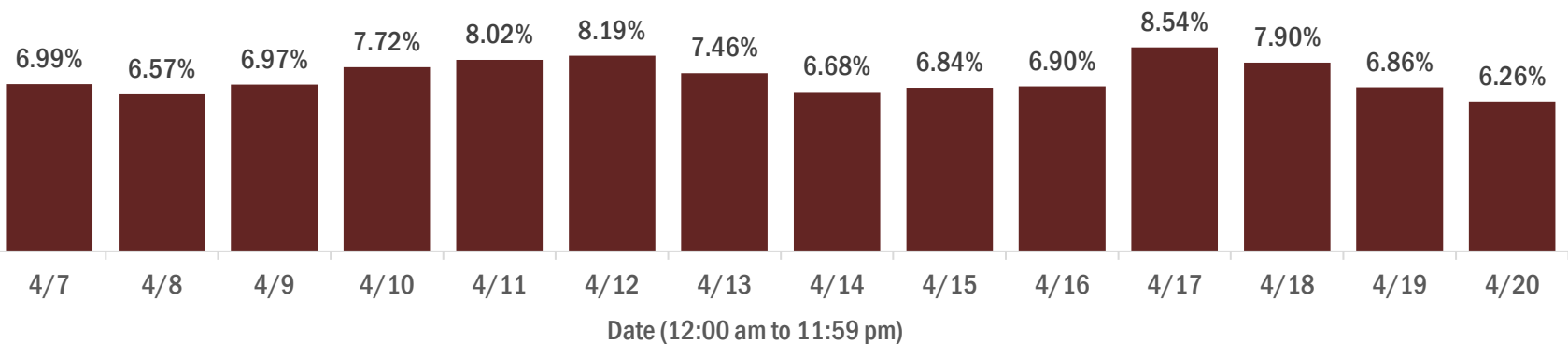
These counts include the number of people for whom the Department received PCR or antigen laboratory results by day. People tested on multiple days will be included for each day a new result was received. A person is only counted once for each day they are tested, regardless of whether multiple specimens are tested or multiple results are received. If a person has a positive specimen and a negative specimen in the same day, only the positive result is counted.



Percent positivity for new cases in Florida residents

The percent of positive results ranged from 6.26% to 8.54% over the past 2 weeks and was 6.26% yesterday.

This percent is the number of people who test PCR- or antigen-positive for the first time divided by all the people tested that day, excluding people who have previously tested positive.



COVID-19: characteristics of 2,143,358 Florida resident cases

Data through Apr 20, 2021 verified as of Apr 21, 2021 at 09:25 AM

Data in this report are provisional and subject to change.

Age group	Cases		Hospitalizations		Deaths	
0-4 years	44,883	<div><div></div></div> 2%	605	<div><div></div></div> 1%	1	<div><div></div></div> 0%
5-14 years	139,832	<div><div></div></div> 7%	595	<div><div></div></div> 1%	5	<div><div></div></div> 0%
15-24 years	333,786	<div><div></div></div> 16%	2,231	<div><div></div></div> 3%	46	<div><div></div></div> 0%
25-34 years	375,498	<div><div></div></div> 18%	4,361	<div><div></div></div> 5%	194	<div><div></div></div> 1%
35-44 years	333,948	<div><div></div></div> 16%	6,518	<div><div></div></div> 7%	538	<div><div></div></div> 2%
45-54 years	325,981	<div><div></div></div> 15%	10,105	<div><div></div></div> 11%	1,352	<div><div></div></div> 4%
55-64 years	280,081	<div><div></div></div> 13%	15,196	<div><div></div></div> 17%	3,800	<div><div></div></div> 11%
65-74 years	170,457	<div><div></div></div> 8%	18,462	<div><div></div></div> 21%	7,380	<div><div></div></div> 21%
75-84 years	93,716	<div><div></div></div> 4%	18,406	<div><div></div></div> 21%	10,480	<div><div></div></div> 30%
85+ years	43,666	<div><div></div></div> 2%	12,263	<div><div></div></div> 14%	10,820	<div><div></div></div> 31%
Unknown	1,510	<div><div></div></div> 0%	10	<div><div></div></div> 0%	0	<div><div></div></div> 0%
Total	2,143,358		88,752		34,616	

Gender	Cases	
Female	1,120,288	<div><div></div></div> 52%
Male	1,004,974	<div><div></div></div> 47%
Unknown	18,096	<div><div></div></div> 1%
Total	2,143,358	

Ethnicity	Cases		Hospitalizations		Deaths	
Hispanic	694,617	<div><div></div></div> 32%	22,609	<div><div></div></div> 25%	8,110	<div><div></div></div> 23%
Non-Hispanic	1,044,630	<div><div></div></div> 49%	62,056	<div><div></div></div> 70%	24,298	<div><div></div></div> 70%
Unknown	404,111	<div><div></div></div> 19%	4,087	<div><div></div></div> 5%	2,208	<div><div></div></div> 6%
Total	2,143,358		88,752		34,616	

Race and ethnicity	Cases		Hospitalizations		Deaths	
White	1,219,445	<div><div></div></div> 57%	58,272	<div><div></div></div> 66%	25,381	<div><div></div></div> 73%
Hispanic	463,026	<div><div></div></div> 22%	16,209	<div><div></div></div> 18%	6,501	<div><div></div></div> 19%
Non-Hispanic	667,962	<div><div></div></div> 31%	40,356	<div><div></div></div> 45%	17,767	<div><div></div></div> 51%
Unknown	88,457	<div><div></div></div> 4%	1,707	<div><div></div></div> 2%	1,113	<div><div></div></div> 3%
Black	282,104	<div><div></div></div> 13%	18,441	<div><div></div></div> 21%	5,563	<div><div></div></div> 16%
Hispanic	16,856	<div><div></div></div> 1%	786	<div><div></div></div> 1%	234	<div><div></div></div> 1%
Non-Hispanic	243,405	<div><div></div></div> 11%	17,288	<div><div></div></div> 19%	5,149	<div><div></div></div> 15%
Unknown	21,843	<div><div></div></div> 1%	367	<div><div></div></div> 0%	180	<div><div></div></div> 1%
Other race	331,351	<div><div></div></div> 15%	9,712	<div><div></div></div> 11%	2,707	<div><div></div></div> 8%
Hispanic	166,391	<div><div></div></div> 8%	5,130	<div><div></div></div> 6%	1,204	<div><div></div></div> 3%
Non-Hispanic	113,562	<div><div></div></div> 5%	4,137	<div><div></div></div> 5%	1,275	<div><div></div></div> 4%
Unknown	51,398	<div><div></div></div> 2%	445	<div><div></div></div> 1%	228	<div><div></div></div> 1%
Unknown race	310,458	<div><div></div></div> 14%	2,327	<div><div></div></div> 3%	965	<div><div></div></div> 3%
Hispanic	48,344	<div><div></div></div> 2%	484	<div><div></div></div> 1%	171	<div><div></div></div> 0%
Non-Hispanic	19,701	<div><div></div></div> 1%	275	<div><div></div></div> 0%	107	<div><div></div></div> 0%
Unknown	242,413	<div><div></div></div> 11%	1,568	<div><div></div></div> 2%	687	<div><div></div></div> 2%
Total	2,143,358		88,752		34,616	

Hospitalization counts include anyone who was hospitalized at some point during their illness. It does not reflect the number of people currently hospitalized. **Other race** includes any person with a race of American Indian/Alaskan native, Asian, native Hawaiian/Pacific Islander, or other.

COVID-19: deaths in Florida residents and staff of long-term care facilities

Data through Apr 20, 2021 verified as of Apr 21, 2021 at 09:25 AM

Data in this report are provisional and subject to change.

For current cases in residents or staff of long-term care facilities, please visit: <https://floridahealthcovid19.gov/>

County Deaths				County Deaths				County Deaths			
Palm Beach	1063	<div></div>	9%	Okaloosa	164	<div></div>	1%	Madison	20	<div></div>	0%
Dade	1010	<div></div>	9%	Hernando	158	<div></div>	1%	Calhoun	18	<div></div>	0%
Pinellas	895	<div></div>	8%	Osceola	143	<div></div>	1%	Flagler	18	<div></div>	0%
Broward	676	<div></div>	6%	Charlotte	135	<div></div>	1%	Gulf	17	<div></div>	0%
Hillsborough	579	<div></div>	5%	Clay	120	<div></div>	1%	Wakulla	16	<div></div>	0%
Duval	439	<div></div>	4%	Indian River	120	<div></div>	1%	Bradford	14	<div></div>	0%
Polk	433	<div></div>	4%	Leon	100	<div></div>	1%	Washington	13	<div></div>	0%
Brevard	404	<div></div>	4%	Highlands	92	<div></div>	1%	Baker	12	<div></div>	0%
Orange	402	<div></div>	4%	Bay	91	<div></div>	1%	Holmes	12	<div></div>	0%
Sarasota	399	<div></div>	4%	Jackson	87	<div></div>	1%	Jefferson	12	<div></div>	0%
Lee	344	<div></div>	3%	St. Johns	86	<div></div>	1%	Gadsden	10	<div></div>	0%
Marion	330	<div></div>	3%	Santa Rosa	82	<div></div>	1%	Franklin	9	<div></div>	0%
Volusia	296	<div></div>	3%	Alachua	78	<div></div>	1%	Lafayette	8	<div></div>	0%
Escambia	281	<div></div>	3%	Suwannee	60	<div></div>	1%	Levy	7	<div></div>	0%
St. Lucie	246	<div></div>	2%	Columbia	51	<div></div>	0%	Desoto	6	<div></div>	0%
Seminole	233	<div></div>	2%	Sumter	44	<div></div>	0%	Dixie	5	<div></div>	0%
Lake	227	<div></div>	2%	Putnam	39	<div></div>	0%	Monroe	5	<div></div>	0%
Pasco	225	<div></div>	2%	Nassau	34	<div></div>	0%	Taylor	3	<div></div>	0%
Manatee	193	<div></div>	2%	Walton	30	<div></div>	0%	Hardee	2	<div></div>	0%
Collier	192	<div></div>	2%	Hendry	29	<div></div>	0%	Hamilton	1	<div></div>	0%
Citrus	177	<div></div>	2%	Okeechobee	24	<div></div>	0%	Liberty	1	<div></div>	0%
Martin	172	<div></div>	2%	Gilchrist	21	<div></div>	0%	Total	11,213		

Note: cases are summarized by the county of usual residence. Residents and staff may be cases associated with facilities that are not in their county of usual residence, resulting in cases being included below for counties that do not have facilities with known cases.

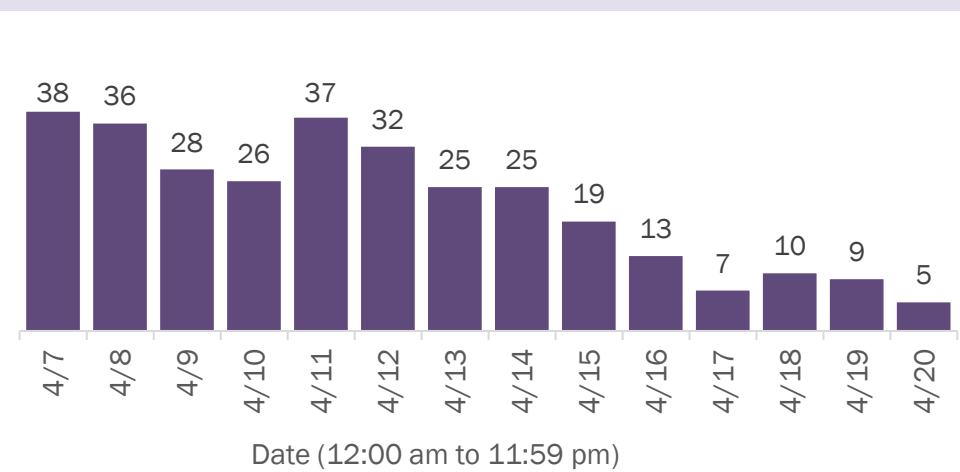
COVID-19: cases in Florida residents who have died

Data through Apr 20, 2021 verified as of Apr 21, 2021 at 09:25 AM

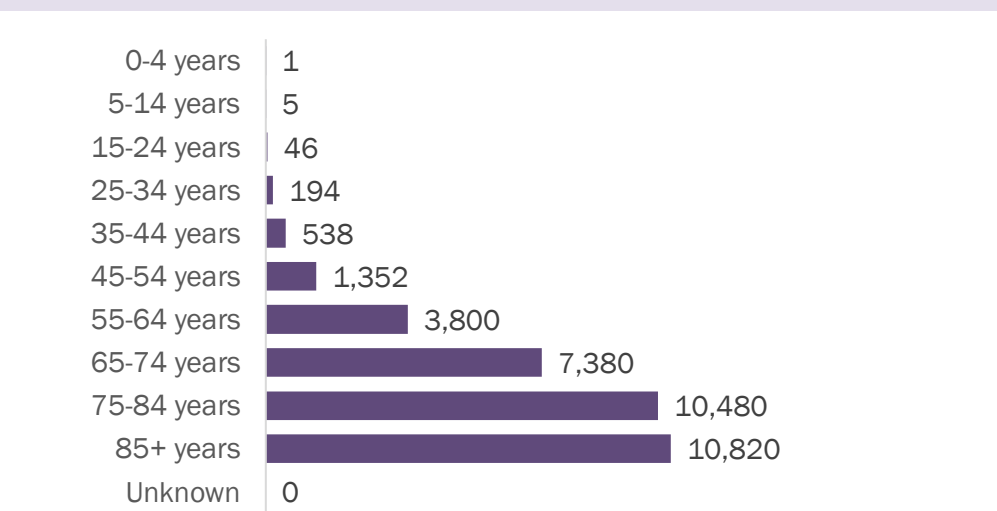
Data in this report are provisional and subject to change.

Demographics for all identified COVID-19 deaths: 34,616

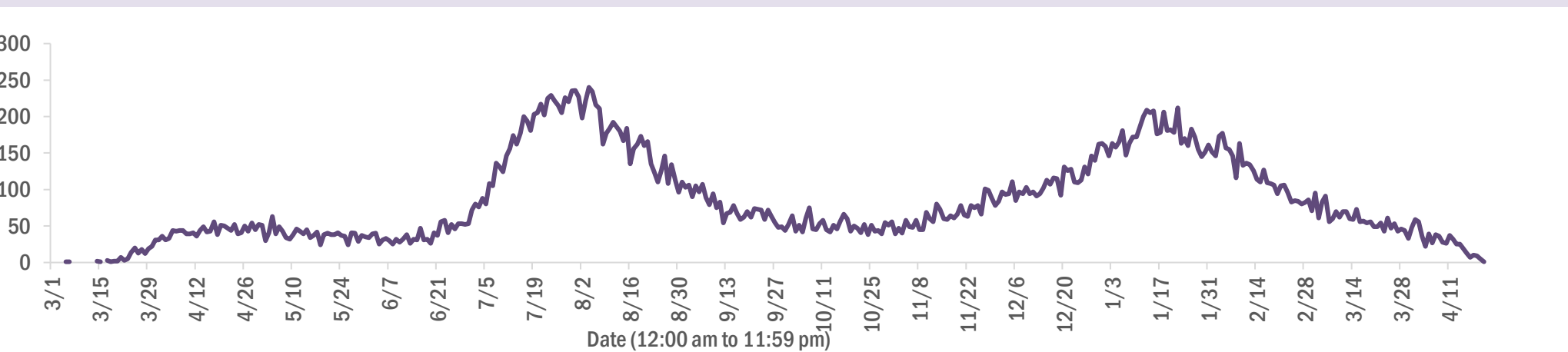
Deaths by date of death for the past 2 weeks



Deaths by age group



Deaths by date of death since March 2020



Age group	Deaths	Cases	Case fatality rate	Mortality rate per 100,000 population
0-4 years	1	44,883	0.0%	0.1
5-14 years	5	139,832	0.0%	0.2
15-24 years	46	333,786	0.0%	1.8
25-34 years	194	375,498	0.1%	6.9
35-44 years	538	333,948	0.2%	20.6
45-54 years	1,352	325,981	0.4%	48.5
55-64 years	3,800	280,081	1.4%	131.4
65-74 years	7,380	170,457	4.3%	304.1
75-84 years	10,480	93,716	11.2%	746.3
85+ years	10,820	43,666	24.8%	1873.5
Unknown	0	1,510	0.0%	
Total	34,616	2,143,358	1.6%	160.3

Race	Deaths	Cases	Case fatality rate	Mortality rate per 100,000 population
White	25,381	1,219,445	2.1%	152.0
Black	5,563	282,104	2.0%	152.1
Other	2,707	331,351	0.8%	217.5
Unknown	965	310,458	0.3%	
Total	34,616	2,143,358	1.6%	160.3

Gender	Deaths	Cases	Case fatality rate	Mortality rate per 100,000 population
Female	15,194	1,120,288	1.4%	137.6
Male	19,422	1,004,974	1.9%	183.9
Unknown	0	18,096	0.0%	
Total	34,616	2,143,358	1.6%	160.3

Ethnicity	Deaths	Cases	Case fatality rate	Mortality rate per 100,000 population
Hispanic	8,110	694,617	1.2%	142.8
Non-Hispanic	24,298	1,044,630	2.3%	152.6
Unknown	2,208	404,111	0.5%	
Total	34,616	2,143,358	1.6%	160.3

COVID-19: characteristics of 2,143,358 cases

Data through Apr 20, 2021 verified as of Apr 21, 2021 at 09:25 AM

Data in this report are provisional and subject to change.

Tables below include cases in Florida residents and non-Florida residents.

All 67 Florida counties have cases:

County	FL resident cases		Non-FL resident cases	Total cases	FL resident deaths	FL death rate
Dade	467,943	<div></div> 22%	6,126	474,069	6,059	1.3%
Broward	227,547	<div></div> 11%	2,765	230,312	2,813	1.2%
Palm Beach	137,331	<div></div> 6%	2,515	139,846	2,732	2.0%
Orange	130,675	<div></div> 6%	2,041	132,716	1,231	0.9%
Hillsborough	130,072	<div></div> 6%	1,127	131,199	1,667	1.3%
Duval	94,170	<div></div> 4%	1,568	95,738	1,356	1.4%
Pinellas	75,256	<div></div> 4%	1,885	77,141	1,587	2.1%
Lee	64,898	<div></div> 3%	2,255	67,153	946	1.5%
Polk	65,050	<div></div> 3%	471	65,521	1,296	2.0%
Osceola	41,960	<div></div> 2%	757	42,717	496	1.2%
Volusia	40,911	<div></div> 2%	741	41,652	773	1.9%
Brevard	39,042	<div></div> 2%	703	39,745	847	2.2%
Pasco	39,128	<div></div> 2%	338	39,466	727	1.9%
Manatee	36,334	<div></div> 2%	859	37,193	653	1.8%
Escambia	31,901	<div></div> 1%	3,664	35,565	675	2.1%
Collier	33,230	<div></div> 2%	1,316	34,546	515	1.5%
Seminole	32,454	<div></div> 2%	244	32,698	482	1.5%
Sarasota	30,131	<div></div> 1%	1,542	31,673	808	2.7%
Leon	30,163	<div></div> 1%	907	31,070	309	1.0%
Marion	30,018	<div></div> 1%	155	30,173	948	3.2%
Lake	28,046	<div></div> 1%	496	28,542	622	2.2%
St. Lucie	25,181	<div></div> 1%	184	25,365	619	2.5%
Alachua	23,985	<div></div> 1%	294	24,279	267	1.1%
St. Johns	21,770	<div></div> 1%	306	22,076	206	0.9%
Okaloosa	19,991	<div></div> 1%	224	20,215	359	1.8%
Bay	19,028	<div></div> 1%	779	19,807	381	2.0%
Clay	18,022	<div></div> 1%	50	18,072	331	1.8%
Santa Rosa	17,778	<div></div> 1%	245	18,023	284	1.6%
Hernando	13,215	<div></div> 1%	100	13,315	450	3.4%
Charlotte	12,217	<div></div> 1%	209	12,426	406	3.3%
Indian River	12,129	<div></div> 1%	108	12,237	290	2.4%
Martin	11,764	<div></div> 1%	230	11,994	314	2.7%
Citrus	10,688	<div></div> 0%	96	10,784	436	4.1%
Sumter	9,031	<div></div> 0%	105	9,136	273	3.0%
Highlands	8,119	<div></div> 0%	91	8,210	340	4.2%

County	FL resident cases		Non-FL resident cases	Total cases	FL resident deaths	FL death rate
Nassau	7,731	<div></div> 0%	438	8,169	124	1.6%
Columbia	7,984	<div></div> 0%	42	8,026	165	2.1%
Walton	6,797	<div></div> 0%	849	7,646	87	1.3%
Flagler	6,983	<div></div> 0%	97	7,080	106	1.5%
Monroe	6,388	<div></div> 0%	390	6,778	50	0.8%
Putnam	6,298	<div></div> 0%	21	6,319	138	2.2%
Jackson	6,060	<div></div> 0%	66	6,126	156	2.6%
Gadsden	5,586	<div></div> 0%	17	5,603	94	1.7%
Suwannee	5,265	<div></div> 0%	28	5,293	137	2.6%
Hendry	4,591	<div></div> 0%	17	4,608	80	1.7%
Desoto	4,215	<div></div> 0%	26	4,241	91	2.2%
Okeechobee	3,863	<div></div> 0%	53	3,916	88	2.3%
Unknown	308	<div></div> 0%	3,189	3,497	0	0.0%
Baker	3,427	<div></div> 0%	18	3,445	60	1.8%
Wakulla	3,350	<div></div> 0%	13	3,363	54	1.6%
Levy	3,313	<div></div> 0%	8	3,321	49	1.5%
Hardee	3,017	<div></div> 0%	15	3,032	42	1.4%
Bradford	2,948	<div></div> 0%	13	2,961	55	1.9%
Taylor	2,702	<div></div> 0%	5	2,707	45	1.7%
Washington	2,680	<div></div> 0%	21	2,701	51	1.9%
Holmes	2,194	<div></div> 0%	33	2,227	49	2.2%
Madison	2,017	<div></div> 0%	26	2,043	44	2.2%
Gulf	1,911	<div></div> 0%	23	1,934	43	2.3%
Union	1,800	<div></div> 0%	1	1,801	71	3.9%
Calhoun	1,673	<div></div> 0%	3	1,676	43	2.6%
Hamilton	1,598	<div></div> 0%	20	1,618	25	1.6%
Lafayette	1,613	<div></div> 0%	0	1,613	26	1.6%
Dixie	1,577	<div></div> 0%	3	1,580	23	1.5%
Gilchrist	1,572	<div></div> 0%	5	1,577	43	2.7%
Jefferson	1,441	<div></div> 0%	22	1,463	27	1.9%
Franklin	1,275	<div></div> 0%	33	1,308	17	1.3%
Liberty	1,061	<div></div> 0%	1	1,062	16	1.5%
Glades	942	<div></div> 0%	4	946	19	2.0%
Total	2,143,358		40,996	2,184,354	34,616	1.6%

COVID-19: characteristics of 2,143,358 Florida resident cases

Data through Apr 20, 2021 verified as of Apr 21, 2021 at 09:25 AM

Data in this report are provisional and subject to change.

The table below includes the cities and counties of residence for cases in Florida residents based on the patient's ZIP Code. Note that city is not always received as part of the initial notification and may be missing while the case is being investigated.

City and county	Cases
Miami, Dade	271,358
Orlando, Orange	96,821
Jacksonville, Duval	88,533
Tampa, Hillsborough	75,661
Hialeah, Dade	65,476
Fort Lauderdale, Broward	48,316
Hollywood, Broward	43,162
West Palm Beach, Palm Beach	33,386
Kissimmee, Osceola	32,283
Tallahassee, Leon	29,133
Homestead, Dade	28,645
Naples, Collier	28,084
Saint Petersburg, Pinellas	27,484
Pensacola, Escambia	26,581
Fort Myers, Lee	25,109
Bradenton, Manatee	23,670
Boca Raton, Palm Beach	23,583
Lakeland, Polk	22,502
Ocala, Marion	22,051
Pompano Beach, Broward	21,496
Gainesville, Alachua	19,091
Sarasota, Sarasota	18,651
Port Saint Lucie, St. Lucie	16,764
Cape Coral, Lee	16,616
Lake Worth, Palm Beach	16,525
Miami Beach, Dade	15,443
Miramar, Broward	14,794
Clearwater, Pinellas	14,757
Coral Springs, Broward	13,425
Boynton Beach, Palm Beach	13,334
Doral, Dade	13,261
Miami Gardens, Dade	12,577
Panama City, Bay	12,074
Saint Augustine, St. Johns	11,678
Melbourne, Brevard	11,178
Winter Haven, Polk	10,938
Lehigh Acres, Lee	10,571
Delray Beach, Palm Beach	10,266
Davie, Broward	10,157
Riverview, Hillsborough	10,052
Vero Beach, Indian River	9,338
Palm Bay, Brevard	9,111
New Port Richey, Pasco	9,063
Sunrise, Broward	8,924
Milton, Santa Rosa	8,595
Saint Cloud, Osceola	8,391
Fort Pierce, St. Lucie	8,247
Coral Gables, Dade	8,225
Largo, Pinellas	8,215
Daytona Beach, Volusia	8,167
Apopka, Orange	8,042
Plantation, Broward	8,029
Spring Hill, Hernando	7,917
North Miami Beach, Dade	7,781
Davenport, Polk	7,680
Clermont, Lake	7,611
Brandon, Hillsborough	7,546
Orange Park, Clay	7,312
Sanford, Seminole	7,268

COVID-19: characteristics of 2,143,358 Florida resident cases

Data through Apr 20, 2021 verified as of Apr 21, 2021 at 09:25 AM

Data in this report are provisional and subject to change.

The table below includes the cities and counties of residence for cases in Florida residents based on the patient's ZIP Code. Note that city is not always received as part of the initial notification and may be missing while the case is being investigated.

City and county	Cases
Lake City, Columbia	7,260
Deltona, Volusia	7,190
Weston, Broward	7,154
Jupiter, Palm Beach	7,082
Plant City, Hillsborough	6,958
Deerfield Beach, Broward	6,651
Winter Garden, Orange	6,420
Tamarac, Broward	6,120
Port Charlotte, Charlotte	5,967
Palm Coast, Flagler	5,885
Wesley Chapel, Pasco	5,793
Coconut Creek, Broward	5,745
Margate, Broward	5,600
Stuart, Martin	5,570
Fort Walton Beach, Okaloosa	5,518
Palm Beach Gardens, Palm Beach	5,495
Land O Lakes, Pasco	5,479
Deland, Volusia	5,387
Crestview, Okaloosa	5,327
Oviedo, Seminole	5,313
Winter Park, Orange	5,299
Palm Harbor, Pinellas	5,289
Wellington, Palm Beach	5,274
Palmetto, Manatee	5,189
Altamonte Springs, Seminole	4,910
Lutz, Hillsborough	4,888
Port Orange, Volusia	4,832
Opa Locka, Dade	4,710
Miami Lakes, Dade	4,656
Valrico, Hillsborough	4,642
Haines City, Polk	4,585
North Port, Sarasota	4,562
Brooksville, Hernando	4,547
Venice, Sarasota	4,497
Middleburg, Clay	4,491
Hallandale, Broward	4,472
Pembroke Pines, Broward	4,461
Sebring, Highlands	4,395
Punta Gorda, Charlotte	4,389
Leesburg, Lake	4,300
Ocoee, Orange	4,275
The Villages, Sumter	4,213
Seminole, Pinellas	4,122
Saint Johns, St. Johns	4,108
Zephyrhills, Pasco	4,105
Arcadia, Desoto	4,104
Ormond Beach, Volusia	4,095
Live Oak, Suwannee	4,079
Bonita Springs, Lee	4,035
Pinellas Park, Pinellas	3,914
Okeechobee, Okeechobee	3,849
Longwood, Seminole	3,786
North Lauderdale, Broward	3,749
Windermere, Orange	3,746
North Miami, Dade	3,726
Navarre, Santa Rosa	3,716
Ruskin, Hillsborough	3,680
Immokalee, Collier	3,664
Cocoa, Brevard	3,619

COVID-19: characteristics of 2,143,358 Florida resident cases

Data through Apr 20, 2021 verified as of Apr 21, 2021 at 09:25 AM

Data in this report are provisional and subject to change.

The table below includes the cities and counties of residence for cases in Florida residents based on the patient's ZIP Code. Note that city is not always received as part of the initial notification and may be missing while the case is being investigated.

City and county	Cases
Casselberry, Seminole	3,385
Niceville, Okaloosa	3,333
Gulf Breeze, Santa Rosa	3,330
Port Richey, Pasco	3,231
Lake Worth Beach, Palm Beach	3,219
Titusville, Brevard	3,216
Hudson, Pasco	3,205
Cantonment, Escambia	3,194
Key West, Monroe	3,167
Panama City Beach, Bay	3,134
Dade City, Pasco	3,085
Jacksonville Beach, Duval	3,076
North Fort Myers, Lee	3,059
Winter Springs, Seminole	3,057
Oakland Park, Broward	3,038
Aventura, Dade	3,018
Crawfordville, Wakulla	3,009
Bartow, Polk	3,006
Lake Mary, Seminole	2,979
Quincy, Gadsden	2,968
New Smyrna Beach, Volusia	2,949
Palatka, Putnam	2,910
Kissimmee, Polk	2,886
Auburndale, Polk	2,868
Lake Wales, Polk	2,810
Green Cove Springs, Clay	2,804
Merritt Island, Brevard	2,785
Fernandina Beach, Nassau	2,782
Cutler Ridge, Dade	2,757
Tarpon Springs, Pinellas	2,730
Ponte Vedra Beach, St. Johns	2,713
Parkland, Broward	2,671
Inverness, Citrus	2,555
Perry, Taylor	2,533
Belle Glade, Palm Beach	2,516
Lynn Haven, Bay	2,507
Cooper City, Broward	2,498
Wimauma, Hillsborough	2,489
Loxahatchee, Palm Beach	2,489
Eustis, Lake	2,489
Holiday, Pasco	2,436
Royal Palm Beach, Palm Beach	2,430
Marianna, Jackson	2,418
Dunedin, Pinellas	2,417
Estero, Lee	2,414
Santa Rosa Beach, Walton	2,389
Clewiston, Hendry	2,386
Fleming Island, Clay	2,373
Key Biscayne, Dade	2,327
Sarasota, Manatee	2,311
Parrish, Manatee	2,259
Rockledge, Brevard	2,207
Odessa, Hillsborough	2,203
Riviera Beach, Palm Beach	2,164
Defuniak Springs, Walton	2,137
Palm City, Martin	2,110
Mount Dora, Lake	2,103
Seffner, Hillsborough	2,091
Chipley, Washington	2,081

COVID-19: characteristics of 2,143,358 Florida resident cases

Data through Apr 20, 2021 verified as of Apr 21, 2021 at 09:25 AM

Data in this report are provisional and subject to change.

The table below includes the cities and counties of residence for cases in Florida residents based on the patient's ZIP Code. Note that city is not always received as part of the initial notification and may be missing while the case is being investigated.

City and county	Cases
Mulberry, Polk	2,069
Destin, Okaloosa	2,058
Avon Park, Highlands	2,058
Labelle, Hendry	2,055
Tavares, Lake	1,995
Starke, Bradford	1,994
Groveland, Lake	1,942
Lithia, Hillsborough	1,925
Pinecrest, Dade	1,899
Summerfield, Marion	1,889
Orange City, Volusia	1,881
Maitland, Orange	1,861
Yulee, Nassau	1,835
Wauchula, Hardee	1,796
Palmetto Bay, Dade	1,756
Sebastian, Indian River	1,740
Macclenny, Baker	1,679
Dania, Broward	1,675
Lady Lake, Lake	1,663
Homosassa, Citrus	1,658
Callahan, Nassau	1,656
Missing, Dade	1,649
Ponte Vedra, St. Johns	1,628
Carol City, Dade	1,614
Crystal River, Citrus	1,602
Edgewater, Volusia	1,588
Mayo, Lafayette	1,582
Coconut Grove, Dade	1,571
Bonifay, Holmes	1,568
Oldsmar, Pinellas	1,551
Gibsonton, Hillsborough	1,545
Lake Placid, Highlands	1,527
Hobe Sound, Martin	1,507
Dover, Hillsborough	1,496
Crossings, Dade	1,490
Apollo Beach, Hillsborough	1,487
Florida City, Dade	1,478
Pace, Santa Rosa	1,459
Debary, Volusia	1,453
Palm Springs, Palm Beach	1,433
Sun City Center, Hillsborough	1,431
Lake Butler, Union	1,393
Dunnellon, Marion	1,393
Atlantic Beach, Duval	1,391
Madison, Madison	1,339
Belleview, Marion	1,335
Biscayne Park, Dade	1,328
Monticello, Jefferson	1,321
North Palm Beach, Palm Beach	1,310
Lantana, Palm Beach	1,305
Alachua, Alachua	1,297
Indiantown, Martin	1,266
Graceville, Jackson	1,239
Safety Harbor, Pinellas	1,236
South Miami, Dade	1,232
Williston, Levy	1,209
Ellenton, Manatee	1,191
Jensen Beach, Martin	1,177
Century, Escambia	1,175

COVID-19: characteristics of 2,143,358 Florida resident cases

Data through Apr 20, 2021 verified as of Apr 21, 2021 at 09:25 AM

Data in this report are provisional and subject to change.

The table below includes the cities and counties of residence for cases in Florida residents based on the patient's ZIP Code. Note that city is not always received as part of the initial notification and may be missing while the case is being investigated.

City and county	Cases
Lecanto, Citrus	1,170
Newberry, Alachua	1,167
Lauderhill, Broward	1,161
Satellite Beach, Brevard	1,160
Beverly Hills, Citrus	1,127
Havana, Gadsden	1,112
El Portal, Dade	1,109
Englewood, Charlotte	1,106
Hilliard, Nassau	1,094
Freeport, Walton	1,087
Trenton, Gilchrist	1,080
Wilton Manors, Broward	1,064
Wildwood, Sumter	1,062
Nokomis, Sarasota	1,046
Blountstown, Calhoun	1,043
Jasper, Hamilton	1,037
Key Largo, Monroe	1,024
Bushnell, Sumter	1,003
Frostproof, Polk	997
Hernando, Citrus	987
Keystone Heights, Clay	986
Wewahitchka, Gulf	980
Lauderdale Lakes, Broward	975
Medley, Dade	967
Polk City, Polk	960
Sanderson, Baker	954
Mary Esther, Okaloosa	947
Dunnellon, Citrus	941
Fellsmere, Indian River	938
Fisher Island, Dade	920
Shalimar, Okaloosa	913
Everglades National Park, Dade	909
Port Saint Joe, Gulf	900
Moore Haven, Glades	880
Marco Island, Collier	876
Cocoa Beach, Brevard	863
Minneola, Lake	859
Chiefland, Levy	856
Coleman, Sumter	851
Pahokee, Palm Beach	836
High Springs, Alachua	833
Spring Hill, Pasco	831
Trinity, Pasco	830
South Bay, Palm Beach	829
Sorrento, Lake	823
Bristol, Liberty	820
Cross City, Dixie	819
Fort Meade, Polk	816
Fruitland Park, Lake	811
Englewood, Sarasota	805
Thonotosassa, Hillsborough	805
Indialantic, Brevard	794
Glen Saint Mary, Baker	788
Marathon, Monroe	771
Southwest Ranches, Broward	764
Crescent City, Putnam	755
Miramar Beach, Walton	741
Umatilla, Lake	739
Interlachen, Putnam	738

COVID-19: characteristics of 2,143,358 Florida resident cases

Data through Apr 20, 2021 verified as of Apr 21, 2021 at 09:25 AM

Data in this report are provisional and subject to change.

The table below includes the cities and counties of residence for cases in Florida residents based on the patient's ZIP Code. Note that city is not always received as part of the initial notification and may be missing while the case is being investigated.

City and county	Cases
Chattahoochee, Gadsden	728
Fort Myers Beach, Lee	719
West Melbourne, Brevard	709
Olympia Heights, Dade	704
Lake Alfred, Polk	704
Uleta, Dade	701
Old Town, Dixie	699
Jacksonville, St. Johns	687
Bowling Green, Hardee	683
Coral, Dade	678
Weeki Wachee, Hernando	677
Lawtey, Bradford	675
South Daytona, Volusia	662
Silver Springs, Marion	660
Neptune Beach, Duval	660
Fort White, Columbia	660
Palm Beach, Palm Beach	628
Surfside, Dade	628
Belle Isle, Orange	620
Baker, Okaloosa	611
Bronson, Levy	605
Gulfport, Pinellas	604
Clearwater Beach, Pinellas	597
Bunnell, Flagler	589
Mascotte, Lake	570
Rotunda West, Charlotte	562
Sneads, Jackson	561
Jay, Santa Rosa	550
Hawthorne, Alachua	531
Mims, Brevard	530
Myakka City, Manatee	527
Oxford, Sumter	527
Carrabelle, Franklin	525
Cape Canaveral, Brevard	519
Oakland, Orange	516
Tavernier, Monroe	509
Melbourne Beach, Brevard	502
Sweetwater, Dade	499
Cottondale, Jackson	497
Citra, Marion	495
Ocklawaha, Marion	495
Dundee, Polk	492
Alva, Lee	491
Indian Harbour Beach, Brevard	491
Molino, Escambia	489
Missing, Volusia	488
Bal Harbour, Dade	483
Florida State University, Leon	482
Zolfo Springs, Hardee	481
Midway, Gadsden	479
Flagler Beach, Flagler	478
Celebration, Osceola	474
East Palatka, Putnam	469
Youngstown, Bay	468
Bell, Gilchrist	451
Webster, Sumter	450
Altha, Calhoun	445
Branford, Suwannee	434
Apalachicola, Franklin	423

COVID-19: characteristics of 2,143,358 Florida resident cases

Data through Apr 20, 2021 verified as of Apr 21, 2021 at 09:25 AM

Data in this report are provisional and subject to change.

The table below includes the cities and counties of residence for cases in Florida residents based on the patient's ZIP Code. Note that city is not always received as part of the initial notification and may be missing while the case is being investigated.

City and county	Cases
Haverhill, Palm Beach	416
De Leon Springs, Volusia	416
Archer, Alachua	409
West Miami, Dade	406
Eagle Lake, Polk	403
Osprey, Sarasota	402
Floral City, Citrus	396
Missing, Orange	395
Centerville, Leon	395
Tequesta, Palm Beach	390
Chuluota, Seminole	390
Hastings, St. Johns	379
Holly Hill, Volusia	377
Raiford, Union	373
Ave Maria, Collier	372
Lake Park, Palm Beach	371
Grand Ridge, Jackson	368
Pierson, Volusia	360
Grand Island, Lake	360
Montverde, Lake	347
Indian Rocks Beach, Pinellas	336
Greenville, Madison	332
Gotha, Orange	331
Malabar, Brevard	330
Satsuma, Putnam	328
Vernon, Washington	328
Alafaya, Orange	325
Kenneth City, Pinellas	324
Bryceville, Nassau	319
Malone, Jackson	318
Jennings, Hamilton	317
Sebastian, Brevard	315
Elkton, St. Johns	313
Lake Panasoffkee, Sumter	312
Fort McCoy, Marion	309
Eastpoint, Franklin	308
Hallandale Beach, Broward	307
Laurel Hill, Okaloosa	305
Reddick, Marion	303
Melrose, Putnam	302
Westville, Holmes	296
Belleair, Pinellas	296
Valparaiso, Okaloosa	293
Winter Park, Seminole	293
San Antonio, Pasco	291
Lehigh, Lee	291
Geneva, Seminole	290
Anthony, Marion	289
O Brien, Suwannee	286
Greenacres, Palm Beach	286
Morriston, Levy	283
Greenwood, Jackson	281
Ponce De Leon, Holmes	273
South Pasadena, Pinellas	265
Fern Park, Seminole	262
Kindred, Osceola	259
Inlet Beach, Walton	257
Eglin Air Force Base, Okaloosa	252
Sanibel, Lee	249

COVID-19: characteristics of 2,143,358 Florida resident cases

Data through Apr 20, 2021 verified as of Apr 21, 2021 at 09:25 AM

Data in this report are provisional and subject to change.

The table below includes the cities and counties of residence for cases in Florida residents based on the patient's ZIP Code. Note that city is not always received as part of the initial notification and may be missing while the case is being investigated.

City and county	Cases
Weirsdale, Marion	246
White Springs, Hamilton	242
Fountain, Bay	242
Edgewood, Orange	241
Longboat Key, Manatee	239
Islamorada, Monroe	238
University Of Central Fl, Orange	238
Lee, Madison	237
Southport, Bay	234
Saint James City, Lee	232
Gretna, Gadsden	230
Hosford, Liberty	226
Poinciana, Polk	224
Astatula, Lake	222
Wellborn, Suwannee	222
Madeira Beach, Pinellas	220
Lakewood Ranch, Manatee	219
Juno Beach, Palm Beach	216
Holt, Okaloosa	216
Mcdavid, Escambia	212
Cutler Bay, Dade	212
Howey-In-The-Hills, Lake	209
Holmes Beach, Manatee	206
Bay Harbor Islands, Dade	204
Babson Park, Polk	204
Micanopy, Alachua	203
Lake Helen, Volusia	202
Lauderdale By The Sea, Broward	200
Atlantis, Palm Beach	200
Altoona, Lake	200
Sopchoppy, Wakulla	193
Zellwood, Orange	192
Azalea Park, Orange	192
Mcalpin, Suwannee	192
Center Hill, Sumter	191
Alford, Jackson	188
Osteen, Volusia	186
The Villages, Marion	183
The Villages, Lake	183
Odessa, Pasco	180
Viera, Brevard	178
Hypoluxo, Palm Beach	175
Mangonia Park, Palm Beach	172
Summerland Key, Monroe	169
Bokeelia, Lee	169
Golden Beach, Dade	168
University Of Miami, Dade	167
Pomona Park, Putnam	165
Ponce Inlet, Volusia	164
Oak Hill, Volusia	163
Missing, Lee	163
Caryville, Washington	161
Paisley, Lake	160
Grant-Valkaria, Brevard	160
Lutz, Pasco	159
Sumterville, Sumter	158
University Of Fl, Alachua	156
Lockhart, Orange	156
Bay Lake, Orange	155

COVID-19: characteristics of 2,143,358 Florida resident cases

Data through Apr 20, 2021 verified as of Apr 21, 2021 at 09:25 AM

Data in this report are provisional and subject to change.

The table below includes the cities and counties of residence for cases in Florida residents based on the patient's ZIP Code. Note that city is not always received as part of the initial notification and may be missing while the case is being investigated.

City and county	Cases
Rocky Point, Hillsborough	155
Big Pine Key, Monroe	149
Citrus Springs, Citrus	149
Hollister, Putnam	147
Hiawassee, Orange	146
San Mateo, Putnam	145
Carrollwood, Hillsborough	145
Lady Lake, Sumter	143
Inglis, Levy	141
Clair-Mel City, Hillsborough	139
Christmas, Orange	138
Cloud Lake, Palm Beach	134
Lake Hamilton, Polk	132
Baldwin, Duval	132
West Park, Broward	131
Apopka, Seminole	131
Clarksville, Calhoun	131
Kendall, Dade	129
Missing, St. Johns	128
Hampton, Bradford	128
Buena Ventura Lakes, Osceola	127
Steinhatchee, Taylor	126
Placida, Charlotte	124
Matlacha, Lee	123
University Of Central Florida, Orange	122
Belleair Beach, Pinellas	121
Missing, Pinellas	119
Lighthouse Point, Broward	117
Tierra Verde, Pinellas	116
Harmony, Osceola	116
Seville, Volusia	115
Temple Terrace, Hillsborough	114
Missing, Sumter	113
Dania Beach, Broward	112
Callaway, Bay	111
City Of Sunrise, Broward	111
Barry University, Dade	110
Saint Leo, Pasco	110
Astor, Lake	108
Cedar Key, Levy	108
Sunny Isles Beach, Dade	108
Dinsmore, Duval	108
Panacea, Wakulla	107
Hurlburt Field, Okaloosa	107
Bradenton Beach, Manatee	107
Lamont, Jefferson	102
Canal Point, Palm Beach	102
Brooker, Bradford	102
Barefoot Bay, Brevard	101
Fruit Cove, St. Johns	100
Florahome, Putnam	100
Princeton, Dade	99
Florida Gulf Coast Univ, Lee	98
South Fort Myers, Lee	98
Tyndall Air Force Base, Bay	98
Kathleen, Polk	97
Waldo, Alachua	97
Bascom, Jackson	96
University Of South Florida, Hillsborough	95

COVID-19: characteristics of 2,143,358 Florida resident cases

Data through Apr 20, 2021 verified as of Apr 21, 2021 at 09:25 AM

Data in this report are provisional and subject to change.

The table below includes the cities and counties of residence for cases in Florida residents based on the patient's ZIP Code. Note that city is not always received as part of the initial notification and may be missing while the case is being investigated.

City and county	Cases
Crystal Beach, Pinellas	92
Lorida, Highlands	91
Maitland, Seminole	91
Pinetta, Madison	90
Ocean Ridge, Palm Beach	89
Missing, Lake	89
Fort Denaud, Hendry	86
F M, Lee	85
Saint Pete Beach, Pinellas	85
Missing, St. Lucie	84
Missing, Marion	84
Boca Grande, Lee	81
Yalaha, Lake	80
Eatonville, Orange	77
Welaka, Putnam	77
Patrick Air Force Base, Brevard	77
Palma Ceia, Hillsborough	75
Avon Park, Polk	73
North Venice, Sarasota	73
Campbellton, Jackson	72
Cudjoe Key, Monroe	71
Ochopee, Collier	70
Air Mail Facility, Dade	69
Missing, Duval	69
Anna Maria, Manatee	68
Greensboro, Gadsden	66
Miami Springs, Dade	65
Missing, Palm Beach	65
Reunion, Osceola	64
Missing, Pasco	64
Destin, Walton	64
Stock Island, Monroe	64
Northdale, Hillsborough	63
Treasure Island, Pinellas	62
Felda, Hendry	61
North Redington Beach, Pinellas	61
Mexico Beach, Bay	60
Georgetown, Putnam	60
Bonita Beach, Lee	59
Micco, Brevard	58
Orlando, Seminole	58
Okahumpka, Lake	57
Bellview, Escambia	57
Duette, Manatee	57
Lake Suzy, Desoto	55
Miromar Lakes, Lee	54
University Of Tampa, Hillsborough	54
Walnut Hill, Escambia	54
Ona, Hardee	54
Missing, Santa Rosa	54
Wekiwa Springs, Seminole	54
Singer Island, Palm Beach	53
Enterprise, Volusia	53
Heathrow, Seminole	53
Orlando, Dade	52
Aloma, Orange	50
Green Acres, Palm Beach	50
Town N Country, Hillsborough	50
Palm Beach Shores, Palm Beach	50

COVID-19: characteristics of 2,143,358 Florida resident cases

Data through Apr 20, 2021 verified as of Apr 21, 2021 at 09:25 AM

Data in this report are provisional and subject to change.

The table below includes the cities and counties of residence for cases in Florida residents based on the patient's ZIP Code. Note that city is not always received as part of the initial notification and may be missing while the case is being investigated.

City and county	Cases
Intercession City, Osceola	50
Salt Springs, Marion	49
Terra Ceia, Manatee	49
Highland City, Polk	48
Cinco Bayou, Okaloosa	47
Stetson University, Volusia	47
Eaton Park, Polk	46
Naranja, Dade	46
Miami, Unknown	46
Sewalls Point, Martin	45
Florida International Univ, Dade	45
Florence Villa, Polk	45
Ebro, Washington	45
Waverly, Polk	45
Village Wellington, Palm Beach	45
Orlando, Osceola	45
Bayonet Point, Pasco	45
Key Colony Beach, Monroe	44
Miami, Broward	44
Kenansville, Osceola	44
Missing, Broward	44
Manalapan, Palm Beach	43
Missing, Hillsborough	43
Lacoochee, Pasco	43
Gulf Breeze, Escambia	43
Missing, Seminole	42
Village Of Wellington, Palm Beach	42
Saint Johns, Duval	40
Cortez, Manatee	40
North Bay Village, Dade	39
Miami Shores, Dade	39
Hialeah Gardens, Dade	38
Ponte Vedra, Duval	38
Jupiter, Martin	38
Florida A And M University, Leon	38
Lakeshore, Polk	38
Orlando, Broward	38
Pasadena, Pinellas	38
Univ Of FI Student Dorms, Alachua	37
Orlando, Volusia	37
Eloise, Polk	37
Ridge Manor, Pasco	37
Davenport, Osceola	37
Bay Pines, Pinellas	36
Bayshore Gardens, Manatee	36
Tice, Lee	36
Highland Beach, Palm Beach	36
Bonaventure, Broward	36
Lulu, Columbia	35
Orlando, Polk	35
Pine Hills, Orange	35
Lealman, Pinellas	35
Flemington, Marion	34
Hallandle Beach, Broward	34
Siesta Key, Sarasota	34
Sugarloaf Key, Monroe	34
Poinciana, Osceola	34
Venus, Highlands	33
Dowling Park, Suwannee	33

COVID-19: characteristics of 2,143,358 Florida resident cases

Data through Apr 20, 2021 verified as of Apr 21, 2021 at 09:25 AM

Data in this report are provisional and subject to change.

The table below includes the cities and counties of residence for cases in Florida residents based on the patient's ZIP Code. Note that city is not always received as part of the initial notification and may be missing while the case is being investigated.

City and county	Cases
Palm Shores, Brevard	33
Homeland, Polk	33
City Of Westlake, Palm Beach	33
Westlake, Palm Beach	32
Sydney, Hillsborough	32
Wekiva Springs, Seminole	32
Bagdad, Santa Rosa	32
Kinard, Calhoun	31
Bradley, Polk	31
Alturas, Polk	31
South Palm Beach, Palm Beach	31
Indian Lake Estates, Polk	31
Nocatee, Desoto	30
Saint Marks, Wakulla	30
Westchase, Hillsborough	30
Mcintosh, Marion	30
Homosassa Springs, Citrus	29
Chokoloskee, Collier	29
Penney Farms, Clay	29
Bonita Springs, Collier	29
Horseshoe Beach, Dixie	28
Little Torch Key, Monroe	28
Archer, Levy	28
Pine Castle, Orange	28
Orlando, Hillsborough	28
Missing, Manatee	28
New Smyrna, Volusia	27
Pembroke Park, Broward	27
Pensacola Beach, Santa Rosa	27
Palmdale, Glades	27
Florida State, Leon	27
Caryville, Holmes	27
Labelle, Glades	26
Long Key, Monroe	26
Tangerine, Orange	26
Fort Lauderdale, Dade	26
Missing, Monroe	25
Balm, Hillsborough	25
Earleton, Alachua	25
Orange Lake, Marion	25
Missing, Indian River	25
Hawthorne, Putnam	25
South Miami Heights, Dade	25
Sparr, Marion	25
Yankeetown, Levy	25
Redington Shores, Pinellas	24
Missing, Citrus	24
Wabasso, Indian River	24
Boca Raton, Broward	24
Missing, Escambia	24
Goulds, Dade	24
Santa Fe, Alachua	24
Union Park, Orange	24
Tioga, Alachua	24
Crystal Springs, Pasco	23
Paxton, Walton	23
Missing, Brevard	23
Loughman, Polk	23
Bostwick, Putnam	23

COVID-19: characteristics of 2,143,358 Florida resident cases

Data through Apr 20, 2021 verified as of Apr 21, 2021 at 09:25 AM

Data in this report are provisional and subject to change.

The table below includes the cities and counties of residence for cases in Florida residents based on the patient's ZIP Code. Note that city is not always received as part of the initial notification and may be missing while the case is being investigated.

City and county	Cases
Champions Gate, Polk	22
Florida Dept Of Corrections, Union	22
Plymouth, Orange	22
Wausau, Washington	22
Citrus Ridge, Indian River	22
Laud-By-The-Sea, Broward	22
Missing, Okaloosa	22
Kissimmee, Orange	22
La Crosse, Alachua	22
Mango, Hillsborough	22
Florida International University, Dade	22
Branford, Lafayette	22
Sun City, Hillsborough	21
Perdido Key, Escambia	21
Buckingham, Lee	21
Everglades City, Collier	21
Fort Ogden, Desoto	21
Bonifay, Washington	21
Candler, Marion	20
Hollywood, Dade	20
Ramrod Key, Monroe	20
Trenton, Levy	20
Indian River Shores, Indian River	20
Mexico Beach, Gulf	20
Goodland, Collier	20
Babcock Ranch, Lee	19
Lakewood Ranch, Sarasota	19
High Springs, Gilchrist	19
Maxville, Duval	19
Nalcrest, Polk	19
Missing, Collier	19
Lowell, Marion	19
Jensen Beach, St. Lucie	19
Brooksville, Pasco	19
Golden Oak, Orange	19
Lake Buena Vista, Orange	19
Parker, Bay	19
Wildlight, Nassau	19
Orlando, Palm Beach	19
Forest City, Orange	18
Johns Pass Village, Pinellas	18
Belleair Bluffs, Pinellas	18
Lake Como, Putnam	18
Florida State Univ Admin, Leon	18
Tallevast, Manatee	18
Gulf Stream, Palm Beach	18
Nichols, Polk	18
Missing, Martin	17
Webster, Hernando	17
Shady Hills, Pasco	17
Hutchinson Island, St. Lucie	17
Graceville, Holmes	17
West Panama City Beach, Bay	17
Daytona Beach Shores, Volusia	17
Trilby, Pasco	17
Wewahitchka, Calhoun	16
Lake City, Suwannee	16
Otter Creek, Levy	16
Woodville, Leon	16

COVID-19: characteristics of 2,143,358 Florida resident cases

Data through Apr 20, 2021 verified as of Apr 21, 2021 at 09:25 AM

Data in this report are provisional and subject to change.

The table below includes the cities and counties of residence for cases in Florida residents based on the patient's ZIP Code. Note that city is not always received as part of the initial notification and may be missing while the case is being investigated.

City and county	Cases
Hernando Beach, Hernando	16
Gulf Hammock, Levy	16
Mount Dora, Orange	16
Suwannee, Dixie	16
Graham, Bradford	16
Hillsboro Beach, Broward	15
Braden River, Manatee	15
Village Of Palmetto Bay, Dade	15
Missing, Bay	15
White Springs, Columbia	15
Orlando, Pinellas	15
Winter Garden, Lake	15
Deer Island, Lake	15
Eau Gallie, Brevard	15
Orlando, Lake	15
Saint Lucie West, St. Lucie	15
Lake Monroe, Seminole	14
Miami Gardens, Broward	14
Watersound, Walton	14
Murdock, Charlotte	14
Copeland, Collier	14
Indian Creek Village, Dade	14
Wahneta, Polk	14
Laurel Hill, Walton	14
Virginia Gardens, Dade	14
Mount Plymouth, Lake	13
Elfers, Pasco	13
Dade City, Hernando	13
Roseland, Indian River	13
Gonzalez, Escambia	13
Kingsley Lake, Bradford	13
Babcock Ranch, Charlotte	13
Steinhatchee, Dixie	13
Los Angeles, Dade	13
Long Boat Key, Manatee	13
Orlando, Brevard	13
Saint George Island, Franklin	13
Fort Charlotte, Charlotte	13
Hialeah, Unknown	13
Jacksonville, Unknown	13
Choctaw Beach, Okaloosa	13
East Lake, Marion	12
Alys Beach, Bay	12
Redington Beach, Pinellas	12
Unknown, Dade	12
Pensacola Beach, Escambia	12
Rosemary Beach, Walton	12
Umatilla, Marion	12
Citrus Hills, Citrus	12
Durant, Hillsborough	12
Leisure City, Dade	12
Holder, Citrus	12
Missing, Putnam	12
Greenville, Taylor	11
Naples, Lee	11
Cypress, Jackson	11
Goldenrod, Seminole	11
Deerfield Beach, Palm Beach	11
Captiva, Lee	11

COVID-19: characteristics of 2,143,358 Florida resident cases

Data through Apr 20, 2021 verified as of Apr 21, 2021 at 09:25 AM

Data in this report are provisional and subject to change.

The table below includes the cities and counties of residence for cases in Florida residents based on the patient's ZIP Code. Note that city is not always received as part of the initial notification and may be missing while the case is being investigated.

City and county	Cases
Missing, Polk	11
University Park, Manatee	10
Grandin, Putnam	10
Missing, Taylor	10
Telogia, Liberty	10
Sea Ranch Lakes, Broward	10
Hialeah, Broward	10
Gibsonia, Polk	10
Haines Creek, Lake	10
Forest City, Seminole	10
Ozona, Pinellas	10
Missing, Nassau	10
Fanning Springs, Gilchrist	10
Seacrest, Walton	10
Briny Breezes, Palm Beach	10
Basinger, Okeechobee	10
Orlando, Duval	10
Orlando, Leon	10
Perrine, Dade	10
Saint Augustine, Duval	9
West Delray Beach, Palm Beach	9
Grant Valkaria, Brevard	9
Nobleton, Hernando	9
Passport, Unknown	9
Day, Lafayette	9
Ybor City, Hillsborough	9
Lloyd, Jefferson	9
Lamont, Madison	9
Rubonia, Manatee	9
Innovation, Pasco	9
Barberville, Volusia	9
Cottdale, Washington	9
Scottsmoor, Brevard	9
Palma Sola, Manatee	9
Missing, Sarasota	9
Beverly Beach, Flagler	9
Worthington Springs, Union	9
Saint Augustine Beach, St. Johns	9
Orlando, Unknown	9
Putnam Hall, Putnam	9
Ferndale, Lake	9
Fairfield, Marion	8
Cross Creek, Alachua	8
Indian Shores, Pinellas	8
Fort Walton Beach, Unknown	8
Quail Heights, Dade	8
Palm City, St. Lucie	8
Seybold, Dade	8
White City, Gulf	8
Pine Ridge, Citrus	8
Missing, Clay	8
Jerome, Collier	8
Ponce De Leon, Walton	8
Keystone Heights, Bradford	8
Evinston, Alachua	8
Salem, Taylor	8
Missing, Unknown	8
Orange Springs, Marion	8
Oneco, Manatee	7

COVID-19: characteristics of 2,143,358 Florida resident cases

Data through Apr 20, 2021 verified as of Apr 21, 2021 at 09:25 AM

Data in this report are provisional and subject to change.

The table below includes the cities and counties of residence for cases in Florida residents based on the patient's ZIP Code. Note that city is not always received as part of the initial notification and may be missing while the case is being investigated.

City and county	Cases
Weirsdale, Lake	7
Fernandina, Nassau	7
Missing, Flagler	7
East Rockland Key, Monroe	7
Anastasia Island, St. Johns	7
Port Saint John, Brevard	7
Orange Park, Duval	7
Orlando, Pasco	7
Longboat Key, Sarasota	7
Switzerland, St. Johns	7
Aripeka, Pasco	7
Maitland, Volusia	7
River Ranch, Polk	7
Valkaria, Brevard	7
Orlando, Alachua	7
Niceville, Walton	7
Okeechobee, Glades	7
Punta Gorda, Lee	6
Holt, Santa Rosa	6
Deland, Lake	6
Sunny Hills, Washington	6
Shady Grove, Taylor	6
Orlando, Flagler	6
Orlando, Marion	6
Port Salerno, Martin	6
Ridge Manor Estates, Sumter	6
Maitland, Hillsborough	6
Winter Park, Polk	6
Winderemere, Orange	6
Lake Worth, Broward	6
Highland Park, Polk	6
Grove City, Charlotte	6
Eglin, Okaloosa	6
Coco River, Collier	6
Bruce, Holmes	6
Missing, Walton	6
Labelle, Lee	6
Morriston, Marion	6
Duck Key, Monroe	6
Newberry, Gilchrist	6
San Carlos Park, Lee	6
Miccosukee, Leon	6
Glenwood, Volusia	6
Orchid, Indian River	6
Pensacola, Unknown	6
Mayport Naval Station, Duval	6
Lake Butler, Bradford	6
Inglis, Citrus	6
Maitland, Osceola	6
Bradenton, Sarasota	6
Island Grove, Alachua	5
Wakulla Springs, Wakulla	5
Orlando, Manatee	5
Pompano Beach, Palm Beach	5
Ocoee, Lake	5
Okeechobee, Martin	5
Missing, Alachua	5
Alys Beach, Walton	5
Delray Beach, Broward	5

COVID-19: characteristics of 2,143,358 Florida resident cases

Data through Apr 20, 2021 verified as of Apr 21, 2021 at 09:25 AM

Data in this report are provisional and subject to change.

The table below includes the cities and counties of residence for cases in Florida residents based on the patient's ZIP Code. Note that city is not always received as part of the initial notification and may be missing while the case is being investigated.

City and county	Cases
Point Washington, Walton	5
University Of Central Fl, Martin	5
Williston, Marion	5
Clarcona, Orange	5
PsI, Unknown	5
Okeechobee, Osceola	5
University Of Central Fl, Hillsborough	5
Cape Haze, Charlotte	5
Bayou George, Bay	5
Boynton Beach, Broward	5
Missing, Osceola	5
Miramar, Dade	5
Miami Gardens, Unknown	5
Kissimmee, Unknown	5
Fort Lauderdale, Palm Beach	5
Jacksonville Naval Air Station, Duval	5
Missing, Columbia	5
Missing, Highlands	5
Orem, Palm Beach	5
Ebro, Bay	5
Westchester, Dade	5
Mid Florida, Seminole	5
Ocean Breeze, Martin	5
Missing, Leon	5
Milton, Escambia	5
Missing, Hernando	5
Mayport, Duval	5
Inlet Beach, Bay	5
Jacksonville, Clay	5
Pass, Unknown	5
Stuart, St. Lucie	5
Miami, Palm Beach	5
Live Oak, Madison	4
Loxahatchee Groves, Palm Beach	4
Lake Geneva, Clay	4
Fort Lauderdale, Unknown	4
West Bradenton, Manatee	4
Greenville, Jefferson	4
Clermont, Polk	4
Marina Del Rey, Dade	4
Oklawaha, Marion	4
Los Angeles, Broward	4
Margate, Unknown	4
Melrose, Bradford	4
Jacksonville, Dade	4
Arcadia, Hillsborough	4
Lake Harbor, Palm Beach	4
Glen Ridge, Palm Beach	4
Coconut Creek, Palm Beach	4
Branford, Gilchrist	4
Clewiston, Palm Beach	4
Conch Key, Monroe	4
Sharpes, Brevard	4
Lazy Lake, Broward	4
Lamont, Taylor	4
Wacissa, Jefferson	4
Sugarloaf, Monroe	4
Sandestin, Walton	4
Pompano Beach, Dade	4

COVID-19: characteristics of 2,143,358 Florida resident cases

Data through Apr 20, 2021 verified as of Apr 21, 2021 at 09:25 AM

Data in this report are provisional and subject to change.

The table below includes the cities and counties of residence for cases in Florida residents based on the patient's ZIP Code. Note that city is not always received as part of the initial notification and may be missing while the case is being investigated.

City and county	Cases
Seacrest, Bay	4
El Jobean, Charlotte	4
Bella Collina, Lake	4
Bonnie, Dade	4
Miami Beach, Unknown	4
Marathon Shores, Monroe	4
High Springs, Columbia	4
Hinsdale, Manatee	4
Jonesville, Alachua	4
N/A, Unknown	4
Plantation Key, Monroe	4
International Service Center, Dade	4
Indian Rock Beach, Pinellas	4
Hollywood, Unknown	4
Cypress Gardens, Polk	4
Bowling Green, Polk	4
Crestview, Walton	3
Cross Key, Monroe	3
Fernandina Beach, Duval	3
Cape San Blas, Gulf	3
Apopka, Lake	3
Fpo, Duval	3
Green Cove Springs, Duval	3
Mayport Naval Housing, Duval	3
Samoset, Manatee	3
San Fernando, Unknown	3
North Miami Beach, Broward	3
Monticello, Madison	3
Vernon, Bay	3
Julington Creek, St. Johns	3
Jupiter Island, Martin	3
Kathleen, Pasco	3
Marco Island, Lee	3
Mims, Volusia	3
Miramar, Unknown	3
Naples, Unknown	3
Alford, Washington	3
Pass-A-Grille, Pinellas	3
Orlando, Escambia	3
Ocean Reef Club, Monroe	3
Vero Beach, St. Lucie	3
Winter Park, Volusia	3
Westville, Walton	3
Pembroke Lakes, Broward	3
Orlo Vista, Orange	3
Milligan, Okaloosa	3
Land O Lakes, Hillsborough	3
Lady Lake, Marion	3
Homeless, Hillsborough	3
Jacksonville , Duval	3
Brooklyn, Broward	3
Ft Pierce, St. Lucie	3
Sorrento, Orange	3
Stuart, Palm Beach	3
North Fort Myers, Charlotte	3
Pompano Beach, Unknown	3
Chicago, Lee	3
Coraopolis, Citrus	3
Champions Gate, Osceola	3

COVID-19: characteristics of 2,143,358 Florida resident cases

Data through Apr 20, 2021 verified as of Apr 21, 2021 at 09:25 AM

Data in this report are provisional and subject to change.

The table below includes the cities and counties of residence for cases in Florida residents based on the patient's ZIP Code. Note that city is not always received as part of the initial notification and may be missing while the case is being investigated.

City and county	Cases
Bristol, Calhoun	3
Jacksonville, Alachua	3
Brewton, Escambia	3
Apopka, Broward	3
Lanark Village, Franklin	3
Maitland, Polk	3
Pp, Dade	3
Woodside, Broward	3
Wimauma, Manatee	3
Inverness, Polk	3
Pass, Dade	3
Vero Beach, Brevard	3
Miami Shores, Broward	3
Pineland, Lee	3
Tampa Palms, Hillsborough	3
Tampa, Pinellas	3
Tarpon Springs, Pasco	3
Winter Garden, Seminole	3
Laurel, Sarasota	3
Ludlam, Dade	3
Clermont, Orange	3
West Palm Beach, Broward	3
Village Of Golf, Palm Beach	3
Wildwood, Marion	3
Saint Petersburg, Hillsborough	3
Saint Augusaintine Beach, St. Johns	3
Port Saint Lucie, Martin	3
Palm Coast, Volusia	3
Missing, Jackson	3
Fort Myers, Unknown	3
Bradington, Manatee	3
Blountstown, Liberty	3
Lake City, Duval	3
Immokalee, Lee	3
Hallandale Beach, Unknown	3
Loxahatchee, Broward	3
Lakeland, Hillsborough	3
Miami, Orange	3
Lynbrook, Broward	3
Lutz, Pinellas	2
Miami, Hillsborough	2
Lawtey, Union	2
Los Angeles, Okaloosa	2
Louisville, Manatee	2
Hallandale Beach, Dade	2
Blountstown, Jackson	2
Alligator Point, Franklin	2
Eatonville, Lake	2
Coconut Creek, Unknown	2
Crawfordville, Leon	2
Mount Pleasant, Gadsden	2
None, Dade	2
Navarre, Okaloosa	2
Opa Locka, Broward	2
Phoenix, Lake	2
Port Charlotte, Unknown	2
Seven Springs, Pasco	2
Zellwood, Lake	2
West Villages, Sarasota	2

COVID-19: characteristics of 2,143,358 Florida resident cases

Data through Apr 20, 2021 verified as of Apr 21, 2021 at 09:25 AM

Data in this report are provisional and subject to change.

The table below includes the cities and counties of residence for cases in Florida residents based on the patient's ZIP Code. Note that city is not always received as part of the initial notification and may be missing while the case is being investigated.

City and county	Cases
Upper Key Largo, Monroe	2
University Of Central Florida, Brevard	2
Bronx, Seminole	2
Doctors Inlet, Clay	2
Bonifay, Jackson	2
Bonnie, Duval	2
Bonnie, Sarasota	2
Lecanto, Marion	2
Maitland, Leon	2
Lake Helen, Orange	2
Fort Myers, Collier	2
Fort Pierce, Martin	2
Weston, Dade	2
West Palm Beach, Dade	2
St John, Broward	2
Winter Park, Leon	2
Orlando, Charlotte	2
Palm Springs North, Dade	2
Redland, Dade	2
Melrose, Alachua	2
Olustee, Baker	2
Orlando, Santa Rosa	2
University Of Central Florida, Broward	2
Saint Teresa, Wakulla	2
West Point, Lee	2
Orlando, Okaloosa	2
Miamt, Dade	2
Madison, Unknown	2
Maitland, Pasco	2
North Miami, Broward	2
Florida Power & Light Co, Dade	2
Amelia City, Nassau	2
Apopka, Unknown	2
Alligator Point, Wakulla	2
Chipley, Jackson	2
Yalhala, Lake	2
Sumatra, Liberty	2
University Of Central Florida, Palm Beach	2
University Of Central Florida, Pinellas	2
Pp, Unknown	2
Provo, Broward	2
Portland, Unknown	2
Pensacola, Santa Rosa	2
Maitland, Lake	2
Moore Haven, Hendry	2
Naples, Broward	2
Jan Phyl Village, Polk	2
Hialeah Lakes, Dade	2
Hialeah, Orange	2
Cassadaga, Volusia	2
Fort Walton Beach, Walton	2
Duke Field Air Force Station, Okaloosa	2
Dunnellon, Levy	2
Jacksonville Naval Hospital, Duval	2
Hosford, Calhoun	2
Longview, Dade	2
Melrose, Clay	2
Mesa, Unknown	2
Marina Del Rey, Broward	2

COVID-19: characteristics of 2,143,358 Florida resident cases

Data through Apr 20, 2021 verified as of Apr 21, 2021 at 09:25 AM

Data in this report are provisional and subject to change.

The table below includes the cities and counties of residence for cases in Florida residents based on the patient's ZIP Code. Note that city is not always received as part of the initial notification and may be missing while the case is being investigated.

City and county	Cases
Aventura, Broward	2
000000, Unknown	2
Dfafs, Okaloosa	2
Vero Beach, Unknown	2
Wauchula, Desoto	2
Yeehaw, Okeechobee	2
Noma, Holmes	2
Ormond Beach, Flagler	2
Panama City, Unknown	2
Pembroke Pines, Dade	2
Tampa, Hernando	2
Saint Lucie Village, St. Lucie	2
Sebring, Desoto	2
Fort Lauderdale, Alachua	2
Doral, Unknown	2
Bay Harbor Islands, Unknown	2
Alachua, Duval	2
Cross City, Taylor	2
Carl Fisher, Dade	2
Jupiter, Dade	2
Lakeland, Unknown	2
Micanopy, Marion	2
Port Saint Lucie, Palm Beach	2
Red Bay, Holmes	2
Saint Marys, Nassau	2
West Lafayette, Broward	2
Windermere, Lake	2
Sutton, Pasco	2
Tequesta, Martin	2
Woodstock, Lee	2
Winter Springs, Orange	2
Venice, Dade	2
University Of Central Fl, Seminole	2
Windermere, Hillsborough	2
Okeechobee, Highlands	2
Pompano Beach, Osceola	2
Port Charlotte, Lee	2
Port St. Lucie, St. Lucie	2
Sand Lake, Orange	2
Union, Manatee	2
Swansea, Lee	2
Altamonte Springs, Orange	2
At Large, Broward	2
Boys Ranch, Suwannee	2
Fort Pierce, Brevard	2
Graceville, Unknown	2
Eatonville, Polk	2
New Port Richey, Hillsborough	2
Missing, Washington	2
Miami, Martin	2
Jena, Taylor	2
Labelle, Collier	2
Long Beach, Orange	2
Tampa, Broward	2
Tarpon Springs, Hillsborough	2
Port Canaveral, Brevard	2
Seguin, Unknown	2
Sarasota, Unknown	2
Sunrise, Unknown	2

COVID-19: characteristics of 2,143,358 Florida resident cases

Data through Apr 20, 2021 verified as of Apr 21, 2021 at 09:25 AM

Data in this report are provisional and subject to change.

The table below includes the cities and counties of residence for cases in Florida residents based on the patient's ZIP Code. Note that city is not always received as part of the initial notification and may be missing while the case is being investigated.

City and county	Cases
South Miami, Broward	2
Monument, Broward	2
Oakland Park, Unknown	2
Orlando, St. Lucie	2
Lake Clarke Shores, Palm Beach	2
Marysville, Dade	2
Fl State Univ Student, Leon	2
Callahan, Duval	2
Crescent Beach, Sarasota	2
Cibolo, Orange	2
Claysville, Hernando	2
Dade City, Unknown	2
Defuniak Springs, Okaloosa	2
Defuniak Springs, Unknown	1
Dona Vista, Lake	1
Dalecity, Okaloosa	1
Daytona Beach, Orange	1
Deerfield Beach, Polk	1
Clearwater, Leon	1
Crestview, Broward	1
Crystal River, Marion	1
Fayetteville, Broward	1
Fellsmere, Brevard	1
Florida City, Unknown	1
Fort Lauderdale, Collier	1
Fort Myers, Alachua	1
El Dorado, Palm Beach	1
East Setauket, Palm Beach	1
Canton, Duval	1
Charlotte, Alachua	1
Brunswick, Polk	1
Bryceville, Duval	1
Bradentom, Manatee	1
Bradenton, Lee	1
Boca Raton, Dade	1
Boca Raton, Madison	1
Bogota, Unknown	1
Bal Harbour, Broward	1
Atlanta, Walton	1
Attalla, Broward	1
Auburn, Palm Beach	1
Autaugaville, Broward	1
Apopka, Volusia	1
Alachua, Suwannee	1
Alafaya, Broward	1
Alafaya, Pinellas	1
Fleming Island, Duval	1
Glen Cove, Unknown	1
Glen Saint Mary, Duval	1
Golf, Palm Beach	1
Great Neck, Dade	1
Gainesville, Levy	1
Immokalee, Walton	1
Irmo, Unknown	1
Greensboro, Leon	1
Merrick, Palm Beach	1
Metter, Manatee	1
Lake Forest, Collier	1
Miami, Osceola	1

COVID-19: characteristics of 2,143,358 Florida resident cases

Data through Apr 20, 2021 verified as of Apr 21, 2021 at 09:25 AM

Data in this report are provisional and subject to change.

The table below includes the cities and counties of residence for cases in Florida residents based on the patient's ZIP Code. Note that city is not always received as part of the initial notification and may be missing while the case is being investigated.

City and county	Cases
Miamiardens, Unknown	1
Miamksaohes, Dade	1
Jacksonville, Baker	1
Jacksonville, Marion	1
Jupiter Inlet, Palm Beach	1
Key West Naval Air Station, Monroe	1
Key West, Palm Beach	1
Kilgore, Dade	1
Land O Lakes, Unknown	1
Lawton, Okaloosa	1
Levittown, Palm Beach	1
Lima, Manatee	1
Lima, Volusia	1
Macclenny, Dixie	1
Madison, Jefferson	1
Maitland, Collier	1
Orlando, Walton	1
Oviedo, Lake	1
Orlando, St. Johns	1
Ocala, Duval	1
Plantation, Leon	1
Pensacola, Dade	1
Panomo City, Bay	1
Parrish, Sarasota	1
San Marcos, Unknown	1
Pooler, Broward	1
Rye, Palm Beach	1
Ridgewood, Lee	1
Roayl Palm Beach, Palm Beach	1
Roseville, Broward	1
Punta Gorda, Sarasota	1
Putnam, Putnam	1
Mokena, Lee	1
Myrtle Beach, Broward	1
Morrisville, Palm Beach	1
North Brunswick, St. Lucie	1
North Grafton, Dade	1
North Lauderdale, Unknown	1
Nashville, Palm Beach	1
North Porte, Unknown	1
Notrealville, Polk	1
Okeechobi, Unknown	1
Orem, Dade	1
Orlando, Citrus	1
Orlando, Collier	1
Orlando, Hernando	1
St Cloud, Orange	1
St Helena Is, Dade	1
Surprise, Unknown	1
Syracuse, Unknown	1
Saint Petersburg, Bay	1
Tinley Park, Manatee	1
Twentynine Palms, Broward	1
Vernon, Walton	1
Unknown, Manatee	1
Venezuela, Unknown	1
Waukesha, Volusia	1
Wilmington, Charlotte	1
Windermere, Alachua	1

COVID-19: characteristics of 2,143,358 Florida resident cases

Data through Apr 20, 2021 verified as of Apr 21, 2021 at 09:25 AM

Data in this report are provisional and subject to change.

The table below includes the cities and counties of residence for cases in Florida residents based on the patient's ZIP Code. Note that city is not always received as part of the initial notification and may be missing while the case is being investigated.

City and county	Cases
Winfield, Hillsborough	1
Winter Garden, Unknown	1
Winter Park, Brevard	1
Winter Park, Unknown	1
Whippany, Volusia	1
Xifamk, Dade	1
Litchfield Park, Monroe	1
Littleton, St. Johns	1
Lake In The Hills, Broward	1
Lake Worth, Unknown	1
Lauderhill, Unknown	1
Indianapolis, Lee	1
Jupiter, Pinellas	1
Kansas City, Palm Beach	1
Gwynn Oak, Polk	1
Milford, Bay	1
Milford, Unknown	1
Melbourne, Volusia	1
Mattoon, Lee	1
Marianna, Leon	1
Marianna, Washington	1
Mary Esther, Hillsborough	1
Los Angeles, Orange	1
Maitland, Palm Beach	1
Longwood, Unknown	1
Missing, Franklin	1
Newaygo, Charlotte	1
North Port, Charlotte	1
New Canaan, Dade	1
Na, Dade	1
Eureka, Flagler	1
Evansville, Citrus	1
Crescent City, Marion	1
Crestview, Unknown	1
Denton, Broward	1
Destin, Bay	1
Clearwater, Hillsborough	1
Coal City, Pasco	1
Commerce Township, Manatee	1
Crawfordville, Alachua	1
Fort Lauderdale, Lee	1
Fort Worth, Broward	1
Franklin, Orange	1
Frostproof, Highlands	1
Gainesville, Palm Beach	1
Gainesville, Santa Rosa	1
Brewster, Palm Beach	1
Brownsville, Escambia	1
Bryant, Palm Beach	1
Bonnie, St. Johns	1
Belleair Bluffs, Unknown	1
Celebration, Orange	1
Chicago, Broward	1
Choctaw Beach, Unknown	1
Austin, Dade	1
Apo, Collier	1
Big Torch Key, Monroe	1
Black, Holmes	1
Boca Raton, Lee	1

COVID-19: characteristics of 2,143,358 Florida resident cases

Data through Apr 20, 2021 verified as of Apr 21, 2021 at 09:25 AM

Data in this report are provisional and subject to change.

The table below includes the cities and counties of residence for cases in Florida residents based on the patient's ZIP Code. Note that city is not always received as part of the initial notification and may be missing while the case is being investigated.

City and county	Cases
Bonifay, Unknown	1
8852 Teacher Ln, Pasco	1
Addison, Pasco	1
Apopka, Citrus	1
Apopka, Hillsborough	1
Arabi, Orange	1
Tampa, Citrus	1
Tampa, Duval	1
Summerdale, Escambia	1
Sun City Center, Lee	1
Surfside Beach, Orange	1
Tavares, Unknown	1
Temple, Palm Beach	1
Saint Charles, Orange	1
St Peterburg, Orange	1
Stiamk, Dade	1
Scottsdale, Brevard	1
Scottsdale, Palm Beach	1
Roswell, Bay	1
Ruskin, Dade	1
Ruskin, Manatee	1
Saint Petersburg, Duval	1
Saint Petersburg, Manatee	1
Port Saint Lucie, Marion	1
Port St Luice, Unknown	1
Pembroke Pines, Unknown	1
Pensacola Naval Hospital, Escambia	1
Pittsburgh, Alachua	1
Playa Del Rey, Palm Beach	1
Plymouth, Pasco	1
Okeechobee, Unknown	1
Oviedo, Orange	1
Pace, Escambia	1
Painted Post, Pasco	1
Palatka, Marion	1
Winnetka, Dade	1
Winter Garden, Osceola	1
Winter Haven, Leon	1
Winter Haven, Osceola	1
Winter Park, Duval	1
Winter Park, Palm Beach	1
West Hollywood, Broward	1
West Palm Beach, Unknown	1
Weston, Unknown	1
Wildwood, Lee	1
Willington, Lee	1
Unknown, Duval	1
Upland, Manatee	1
Valrico, Polk	1
Wabasha, Clay	1
Wakefield, Broward	1
Waverly, Duval	1
Winter Springs, Polk	1
Wpb, Palm Beach	1
Youngstown, Washington	1
Yulee, St. Johns	1
Zephyrhills, Hillsborough	1
Topsham, Manatee	1
Town Of Nocatee, St. Johns	1

COVID-19: characteristics of 2,143,358 Florida resident cases

Data through Apr 20, 2021 verified as of Apr 21, 2021 at 09:25 AM

Data in this report are provisional and subject to change.

The table below includes the cities and counties of residence for cases in Florida residents based on the patient's ZIP Code. Note that city is not always received as part of the initial notification and may be missing while the case is being investigated.

City and county	Cases
Troy, Manatee	1
Unkn, Duval	1
Sweetwater, Manatee	1
Syracuse, Polk	1
Tallahassee, Dade	1
Tamarac, Dade	1
Tavares, Orange	1
Suitland, Volusia	1
Sunbright, Palm Beach	1
Winter Garden, Duval	1
Woodbine, Nassau	1
West Yarmouth, St. Lucie	1
Waipahu, Santa Rosa	1
Ward, Polk	1
Wellborn, Columbia	1
West Aplm Beach, Palm Beach	1
Venetian Islands, Dade	1
Rileyville, Flagler	1
Saint Joseph, Volusia	1
Russellville, Bay	1
Sagamore Beach, Charlotte	1
Saint Augustine, Broward	1
Saint Cloud, Palm Beach	1
San Antonio, Orange	1
Seminole, Leon	1
Shalimar, Unknown	1
Shirley, Flagler	1
Prattville, Hillsborough	1
Prestonsburg, Bay	1
Quincy, Jackson	1
Rapid City, Broward	1
Petersburg, Manatee	1
Piasa, Putnam	1
Palmetto, Pasco	1
Parma, Manatee	1
Pass-A-Grille Beach, Pinellas	1
Oldsmar, Hillsborough	1
Olean, Alachua	1
Other, Dade	1
Palm Beach Gardens, Unknown	1
Palmetto Bay, Palm Beach	1
Missing, Okeechobee	1
Monroe Township, Palm Beach	1
Monroe, Lee	1
Moore Haven, Okeechobee	1
Morrisville, Unknown	1
Missing, Levy	1
Myakka City, Sarasota	1
North Palm Beach, Orange	1
Northport, Sarasota	1
Oakland, Lee	1
New Middletown, Hillsborough	1
New Port Richey, Pinellas	1
Newberry, Marion	1
Newtown, Lake	1
Milford, Lee	1
Mckinney, Broward	1
Miamc, Dade	1
Matawan, Palm Beach	1

COVID-19: characteristics of 2,143,358 Florida resident cases

Data through Apr 20, 2021 verified as of Apr 21, 2021 at 09:25 AM

Data in this report are provisional and subject to change.

The table below includes the cities and counties of residence for cases in Florida residents based on the patient's ZIP Code. Note that city is not always received as part of the initial notification and may be missing while the case is being investigated.

City and county	Cases
Ldhl, Broward	1
Longwood, Volusia	1
Lake Butler, Alachua	1
Knoxville, Bay	1
Kingsland, Nassau	1
Las Vegas, Palm Beach	1
Leesburg, Seminole	1
Lincoln, St. Lucie	1
Little Neck, Lee	1
Jupiter, St. Lucie	1
Kenilworth, Leon	1
Key West, Duval	1
Keys West, Unknown	1
Jacksonville, Orange	1
Jefferson, Dade	1
Jonesboro, Leon	1
Intrcsion Cty, Osceola	1
Inverness, Hernando	1
Inverness, Marion	1
Inwood, Broward	1
Irvine, Marion	1
Istachatta, Hernando	1
Homeless, Monroe	1
Homeless, Pinellas	1
Howell, Dade	1
Hudson, Hernando	1
Indian Rocks Beach, Duval	1
Indiantown, Palm Beach	1
Inglewood, Sarasota	1
Hernando, Marion	1
Hialeah, Collier	1
Helen, Bay	1
Hoclywsod, Dade	1
Holiday, Pinellas	1
Carmel, Orange	1
Cedar Springs, Hernando	1
Chicago, Unknown	1
Caracas, Dade	1
Bryceville, Baker	1
Coconut Ck, Unknown	1
Dallas, Hernando	1
Dayton, Lake	1
Daytona Beach, Pinellas	1
Alpharetta, Broward	1
O, Manatee	1
Acworth, Okaloosa	1
Apopka, Clay	1
Asheville, Highlands	1
Astoria, Broward	1
Atmore, Escambia	1
Bartow, Hardee	1
Bel Air, Collier	1
Berryton, Palm Beach	1
Brooklyn, Dade	1
Brooklyn, Lee	1
Bonnie, Broward	1
Boston, Broward	1
Downingtown, Broward	1
Downingtown, Hillsborough	1

COVID-19: characteristics of 2,143,358 Florida resident cases

Data through Apr 20, 2021 verified as of Apr 21, 2021 at 09:25 AM

Data in this report are provisional and subject to change.

The table below includes the cities and counties of residence for cases in Florida residents based on the patient's ZIP Code. Note that city is not always received as part of the initial notification and may be missing while the case is being investigated.

City and county	Cases
Dpo, Santa Rosa	1
Dunedin, Unknown	1
Dearborn, Broward	1
Deer Park, Dade	1
Deerfield Beach, Unknown	1
Deerfield, Dade	1
Deland, Seminole	1
Deltona, Seminole	1
Erie, Monroe	1
Fisher Island, Unknown	1
East Palatka, Hillsborough	1
Eastpoint, Leon	1
Fort Lauderdale, Leon	1
Fort Myers, Sarasota	1
Fort Pierce, Palm Beach	1
Fort White, Clay	1
Garden City, Alachua	1
Gaylord, Orange	1
Goodrich, Charlotte	1
Gotcha, Orange	1
Greensburg, Palm Beach	1
Hallandale, Unknown	1
Harpers Ferry, Palm Beach	1
Haines City, Osceola	1
Seffenner, Hillsborough	1
Seminole, Lee	1
Saint Petersburg, Charlotte	1
Puerto Rico, Unknown	1
Punta Gorda, Unknown	1
Randolph, Orange	1
Rivera Beach, Palm Beach	1
Saint Augustine, Flagler	1
Tampa, Pasco	1
Summerfield, Unknown	1
Sunrtise, Dade	1
Tallahassee, Madison	1
Tallahassee, Pinellas	1
Stratford, Broward	1
Pembroke Pines, Orange	1
Pensacola, Sumter	1
Paducah, Manatee	1
Orlando, Jackson	1
Orlando, Lee	1
Perth Amboy, Hillsborough	1
Port Orange, Brevard	1
Powell, Lee	1
Oldsrav, Manatee	1
North Laud, Unknown	1
Ocala, Citrus	1
Ocoee, Unknown	1
Odessa, Dade	1
Newberry, Levy	1
New Vernon, Palm Beach	1
Westlake Village, Unknown	1
Watersound, Bay	1
White Plains, Broward	1
Whites Creek, Leon	1
Windermere, Volusia	1
Wtixrat, Dade	1

COVID-19: characteristics of 2,143,358 Florida resident cases

Data through Apr 20, 2021 verified as of Apr 21, 2021 at 09:25 AM

Data in this report are provisional and subject to change.

The table below includes the cities and counties of residence for cases in Florida residents based on the patient's ZIP Code. Note that city is not always received as part of the initial notification and may be missing while the case is being investigated.

City and county	Cases
Ventura, Orange	1
Unk, Duval	1
Trenton, Dixie	1
Unknown, Unknown	1
Toms River, Lee	1
Tourist, Dade	1
University Of Central Florida, Lee	1
Crossings, Unknown	1
Davenport, Lake	1
Davie, Unknown	1
Dayton, Citrus	1
Dayton, Orange	1
Dearborn Heights, Hillsborough	1
Edgewood, Broward	1
Elkton, Putnam	1
Dover, Lee	1
Chesterfield, Broward	1
Carteret, Polk	1
Cincinnati, Dade	1
Connellsville, Highlands	1
Armstrong, St. Johns	1
Atl, Brevard	1
Alva, Escambia	1
Andalusia, Escambia	1
Arcadia, Highlands	1
Baker, Santa Rosa	1
Belleville, Palm Beach	1
Belmont, Santa Rosa	1
Blountstown, Broward	1
Bronson, Alachua	1
Brooker, Alachua	1
Bradenton, Clay	1
Brandon, Pinellas	1
Bonita, Lee	1
Bocaraten, Palm Beach	1
Mayaguez, Dade	1
Middletown, Osceola	1
Missing, Gilchrist	1
Nantucket, Palm Beach	1
Monroe, Hillsborough	1
Longwood, Broward	1
Lucedale, St. Lucie	1
Macclenny, Duval	1
Mantua, Broward	1
Kure Beach, Monroe	1
Lakeland, Palm Beach	1
Kaclsonville, Duval	1
Kechi, Orange	1
Hudson, Pinellas	1
Indian Rock Beach, Palm Beach	1
Hoosick Falls, Broward	1
Hialeahgardens, Dade	1
Hiram, Leon	1
Interlachen, Duval	1
Jacksonville, Nassau	1
Fort Myers, Broward	1
Gainesville, Okaloosa	1
Floral, Okaloosa	1
Forestville, Volusia	1

COVID-19: characteristics of 2,143,358 Florida resident cases

Data through Apr 20, 2021 verified as of Apr 21, 2021 at 09:25 AM

Data in this report are provisional and subject to change.

The table below includes the cities and counties of residence for cases in Florida residents based on the patient's ZIP Code. Note that city is not always received as part of the initial notification and may be missing while the case is being investigated.

City and county	Cases
Greenbrier, Bay	1
Greenville, Palm Beach	1
Groveland, Orange	1
Downers Grove, St. Lucie	1
Delrey Beach, Palm Beach	1
Export, Palm Beach	1
Fdsf, Unknown	1
Felda, Palm Beach	1
Flagler Beach, Volusia	1
Flora, Lee	1
Fort Myers, Lake	1
Fresno, Pasco	1
Fruitland Park, Sumter	1
Fwb, Unknown	1
Gainesville, Marion	1
Gastonia, Polk	1
Clearwater, Highlands	1
Clermont, Unknown	1
Columbia, Orange	1
Coral Gables, Unknown	1
Coral Springs, Unknown	1
Crestview, Dade	1
Dade City, Polk	1
Dania, Unknown	1
Darien, Pasco	1
Arcadia, Charlotte	1
Aspen, Palm Beach	1
Atl, Broward	1
Atlanta, Broward	1
Aurburndale, Polk	1
Aventura, Unknown	1
Azalea Park, Sarasota	1
Bartow, Unknown	1
Biscayne Park, Broward	1
Boca Rotan, Unknown	1
Alpharetta, Alachua	1
Apalachicola, Leon	1
Brooksville, Columbia	1
Bryn Mawr, Collier	1
Canfield, Duval	1
Hilliard, Dade	1
Hollywood, Leon	1
Holt, Unknown	1
Homestead, Monroe	1
Homestead, Unknown	1
Humble, Broward	1
Green, Clay	1
Greensburg, Orange	1
Greenville, Monroe	1
Gulf Shores, Escambia	1
Havanna, Gadsden	1
Jacksonville, Flagler	1
Jacksonville, Palm Beach	1
Johns Island, Wakulla	1
Killarney, Orange	1
Knoxville, Duval	1
Lake City, Volusia	1
Los Angeles, Polk	1
Lakeland, Pasco	1

COVID-19: characteristics of 2,143,358 Florida resident cases

Data through Apr 20, 2021 verified as of Apr 21, 2021 at 09:25 AM

Data in this report are provisional and subject to change.

The table below includes the cities and counties of residence for cases in Florida residents based on the patient's ZIP Code. Note that city is not always received as part of the initial notification and may be missing while the case is being investigated.

City and county	Cases
Lakewood, Unknown	1
Naugatuck, Lee	1
New Vernon, Sarasota	1
New York, Broward	1
Myakka, Duval	1
Maitland, Unknown	1
Matlacha Island, Lee	1
Melbourne, Dade	1
Melbourne, Orange	1
Miami Beach, Palm Beach	1
Miami Granders, Dade	1
Missing, Baker	1
Milford, Palm Beach	1
Milford, Polk	1
Minneapolis, Broward	1
Plant City, Hendry	1
Plant City, Pinellas	1
Plantation, Unknown	1
Parlin, Broward	1
Orlando, Highlands	1
Opa Locka, Unknown	1
Orem, Nassau	1
Olando, Orange	1
Ocoee, Polk	1
Newport Beach, Palm Beach	1
North Adams, Manatee	1
North Little Rock, Palm Beach	1
Northville, Broward	1
Ocala, Indian River	1
Ocoee, Broward	1
Pound Ridge, Leon	1
Ponce, Orange	1
Port Charlotte Fl, Unknown	1
Port Saint Lucie, Duval	1
Saint Petersburg, Dade	1
San Juan, Osceola	1
San Pedro Sula, Dade	1
Sandy, Duval	1
Richmond Heights, Dade	1
Ridge Manor, Hernando	1
Riverview, Pinellas	1
Rochester, Lee	1
Rosemary Beach, Bay	1
Saint Cloud, Orange	1
South Otselic, Dade	1
Sevierville, Dade	1
Stockbridge, Leon	1
Sullivans Island, Dade	1
Southampton, Palm Beach	1
Springhill, Unknown	1
Wayne, Dade	1
West Lafayette, Desoto	1
West Simsbury, Collier	1
Tallahassee, Escambia	1
Tampa, Lee	1
Tinley Park, Lee	1
University Of Central Fl, Dade	1
Telluride, Lee	1
Windermere, Polk	1

COVID-19: characteristics of 2,143,358 Florida resident cases

Data through Apr 20, 2021 verified as of Apr 21, 2021 at 09:25 AM

Data in this report are provisional and subject to change.

The table below includes the cities and counties of residence for cases in Florida residents based on the patient's ZIP Code. Note that city is not always received as part of the initial notification and may be missing while the case is being investigated.

City and county	Cases
Winter Park, Lake	1
Winter, Pinellas	1
Chipley, Holmes	1
Clarksboro, Lee	1
Colorado Springs, Unknown	1
Conifer, Lee	1
Cutler Bay, Broward	1
El Paso, Unknown	1
Elbow Lake, Palm Beach	1
Dunellen, Dade	1
Daniel Island, Bay	1
Destin, Unknown	1
Diamond, Highlands	1
Doral, Broward	1
Altamonte, Orange	1
Alva, Collier	1
333, Unknown	1
Allentown, Putnam	1
Apple Creek, Citrus	1
Amelia Village, Nassau	1
Barefoot Beach, Lee	1
Battle Creek, Manatee	1
Avon, Manatee	1
Aventura, Osceola	1
Boca Raton,, Palm Beach	1
Bear Grass, Palm Beach	1
Azalea Park, Osceola	1
Bryn Mawr, Palm Beach	1
Burkeville, Brevard	1
Camden Wyoming, Duval	1
Celebration, Palm Beach	1
Chattanooga, Dade	1
Boston, Dade	1
Brewster, Volusia	1
Fort Denaud, Glades	1
Fort Meyers, Lee	1
Fortlauderdale, Unknown	1
Fortwalton Beach, Okaloosa	1
Ft Pierce, Unknown	1
Garland, Orange	1
Fairless Hills, Broward	1
Fl State Lot, Leon	1
Eatonville, Seminole	1
Everett, Dade	1
Hickory, Lee	1
Hilliard, Unknown	1
Hallandate Ben, Unknown	1
Havana, Leon	1
Jeffersonville, Broward	1
Knoxville, Escambia	1
Homeless, Dade	1
Homer, Escambia	1
Longwood, Orange	1
Lehigh Cares, Lee	1
Live Oak, Columbia	1
Loganville, Orange	1
Lake Mary, Lake	1
Lansdale, Lake	1
Lapeer, Manatee	1

COVID-19: characteristics of 2,143,358 Florida resident cases

Data through Apr 20, 2021 verified as of Apr 21, 2021 at 09:25 AM

Data in this report are provisional and subject to change.

The table below includes the cities and counties of residence for cases in Florida residents based on the patient's ZIP Code. Note that city is not always received as part of the initial notification and may be missing while the case is being investigated.

City and county	Cases
Lauderdale Hill, Unknown	1
Ocala, Unknown	1
Middleburg, Duval	1
Midland, Osceola	1
Missing, Hamilton	1
Missing, Wakulla	1
Monterey, Broward	1
Mumford, Manatee	1
N/A, Duval	1
Naples, Alachua	1
Miami, Charlotte	1
Miamii, Dade	1
Miami Garden, Unknown	1
Palm City, Unknown	1
Oviedo, Leon	1
Ocean City, Broward	1
Old Town, Gilchrist	1
Opa Locka, Polk	1
Orem, Sarasota	1
Orem, Unknown	1
Ridgewood, Broward	1
Riverview, Manatee	1
Rochester, Broward	1
Roseland, Palm Beach	1
Republic, Monroe	1
Richmond, Palm Beach	1
Pompano Beach, Alachua	1
Porter Ranch, Dade	1
Raiford, Bradford	1
Ponte Vedra Beach, Orange	1
Port Orange , Volusia	1
Port Saint Lucie, Indian River	1
Wilbur By The Sea, Volusia	1
Willowbrook, Lee	1
Wilmington, Pasco	1
Westerville, Hillsborough	1
Wilton Manors, Dade	1
Winston Salem, Unknown	1
Winter Garden, Hillsborough	1
Woodland Hills, Brevard	1
Youngstown, Calhoun	1
Yulee, Duval	1
San Antonio, Dade	1
San Diego, Unknown	1
Sandyport, Dade	1
Sanford, Palm Beach	1
Russellville, Hillsborough	1
Saint Augustine, Okaloosa	1
Steinhatchee, Alachua	1
Tampa, Escambia	1
Tampa, Manatee	1
Tangerine, Lake	1
University Of Central Florida, Hillsborough	1
University Of Central FI, Pasco	1
Village Of Palm Springs, Palm Beach	1
Virginia Beach, Alachua	1
Webster, Pasco	1
Wekiva Springs, Orange	1
Union City, Bradford	1

COVID-19: characteristics of 2,143,358 Florida resident cases

Data through Apr 20, 2021 verified as of Apr 21, 2021 at 09:25 AM

Data in this report are provisional and subject to change.

The table below includes the cities and counties of residence for cases in Florida residents based on the patient's ZIP Code. Note that city is not always received as part of the initial notification and may be missing while the case is being investigated.

City and county	Cases
Sebastian, Lake	1
Opalocka, Dade	1
Orlando, Union	1
Ovido, Seminole	1
Oxford, Palm Beach	1
Oakland, Leon	1
Ocala, Alachua	1
Okeechobee, St. Lucie	1
North Canton, Palm Beach	1
Miamf, Dade	1
Miami G, Dade	1
Miami, Collier	1
Miami, St. Lucie	1
Marshall, Palm Beach	1
New Richmond, Volusia	1
Rio Dell, Volusia	1
Rochelle, Volusia	1
Port Saint Lucie, Orange	1
Princeton, Alachua	1
Provincetown, Collier	1
Panama City, Walton	1
Palm Coast, Duval	1
Perry, Leon	1
Perth Amboy, Monroe	1
Sarasota, Hillsborough	1
Saint Cloud, Lee	1
Saint Johns, Orange	1
San Antonio, Sarasota	1
San Antonio, Unknown	1
Sanford, Volusia	1
Shannon, Collier	1
Soddy Daisy, Broward	1
Soldotna, Broward	1
South Burlington, Orange	1
Spring Park, Alachua	1
Winter Park, Osceola	1
Wood River, Polk	1
Worcester, Palm Beach	1
Steinhatchee, Madison	1
Tamarac, Seminole	1
Tampa, Volusia	1
Tangerine, Seminole	1
Tewksbury, Orange	1
Umatilla, Alachua	1
University Of Central Florida, Monroe	1
Toms River, Dade	1
Wheaton, Lee	1
Winter Park, Alachua	1
Wilmington, Broward	1
Wesley Chapel, Alachua	1
Virginia Beach, Hernando	1
Waco, Broward	1
Washington, Broward	1
Fort Myers, Dade	1
Grassy Key, Monroe	1
Floral, Escambia	1
Jersey City, Polk	1
Jamaica, Broward	1
Haverford, Hillsborough	1

COVID-19: characteristics of 2,143,358 Florida resident cases

Data through Apr 20, 2021 verified as of Apr 21, 2021 at 09:25 AM

Data in this report are provisional and subject to change.

The table below includes the cities and counties of residence for cases in Florida residents based on the patient's ZIP Code. Note that city is not always received as part of the initial notification and may be missing while the case is being investigated.

City and county	Cases
Herrin, Orange	1
Jacksonville, Manatee	1
Gainesville, Baker	1
Gilmer, Dade	1
Haledon, Dade	1
Jupiter, Unknown	1
Kingsland, Duval	1
Kissimmee, Brevard	1
Lake In The Hills, Columbia	1
Lake Placid, Alachua	1
Lake Worth Beach, Broward	1
Lander, Citrus	1
Las Vegas, Orange	1
Los Angeles, Palm Beach	1
Marianna, Calhoun	1
Lemoyne, Manatee	1
Lawrence Township, Palm Beach	1
Lyndhurst, Broward	1
Magnolia Square, Osceola	1
Maitland, Alachua	1
Bronx, Broward	1
Carol Stream, Orange	1
Castleberry, Escambia	1
Buffalo, Palm Beach	1
Bryant, Alachua	1
Apo, Pasco	1
Apopka, Flagler	1
99, Unknown	1
Alanson, Bay	1
Aollywoss, Dade	1
Boca Raton, Unknown	1
Bohealia, Lee	1
Blowing Rock, Polk	1
Belleair, Hillsborough	1
Dorchester, Orange	1
Estero, Collier	1
Fanning Springs, Levy	1
Felton, Manatee	1
Deland, Polk	1
Cumberland, Palm Beach	1
Dade City, Hillsborough	1
Dallas, Lee	1
De Leon Springs, Putnam	1
Dearborn, Lee	1
Clear Brook, Lee	1
Charlotte, Pasco	1
Crestview, Holmes	1
College Station, Lake	1
Columbus, Brevard	1
Cookeville, Seminole	1
Venice, Unknown	1
Westbrook, Dade	1
Wichita, Volusia	1
Washington, Unknown	1
Wells, Polk	1
Zolfo Springs, Polk	1
Yukon, Broward	1
Winder Garden, Orange	1
Windermere, Leon	1

COVID-19: characteristics of 2,143,358 Florida resident cases

Data through Apr 20, 2021 verified as of Apr 21, 2021 at 09:25 AM

Data in this report are provisional and subject to change.

The table below includes the cities and counties of residence for cases in Florida residents based on the patient's ZIP Code. Note that city is not always received as part of the initial notification and may be missing while the case is being investigated.

City and county	Cases
Windermere, Osceola	1
Windermere, Seminole	1
Winter Garden, Broward	1
Winter Garden, Pinellas	1
Winter Park, Broward	1
Shelton, Manatee	1
Sarasota, Flagler	1
Saxis, Lee	1
Schenectady, Polk	1
Sebring, Lee	1
Saint Petersburg, St. Lucie	1
Sandford, Seminole	1
Rye, Duval	1
Saint Cloud, Unknown	1
Saint Johns, Unknown	1
Sun City Center, Hardee	1
Sodus, Charlotte	1
Spring Hill , Hernando	1
Spring Hill, Dade	1
Starke, Clay	1
Stone Mountain, Palm Beach	1
Tulsa, Orange	1
Tiffin, Highlands	1
Tallahassee, Duval	1
Tallahassee, Unknown	1
Tampa, Palm Beach	1
Tavares, Marion	1
Temple Terrace, Pasco	1
Port Everglades, Broward	1
Plantation, Orange	1
Pompano Beach, Martin	1
Peoria, Unknown	1
Potomac, Palm Beach	1
Rex, Duval	1
Orange City, Seminole	1
Orange Park , Duval	1
Orem, Broward	1
Orlando, Columbia	1
Orlando, Indian River	1
Orlando, Sarasota	1
Parker, Dade	1
Parker, Leon	1
Palm Coast, Polk	1
Oviedo, Brevard	1
Pacifica, Dade	1
New Orleans, Palm Beach	1
Newark, Broward	1
Newburgh, Bay	1
Old Town, Alachua	1
Omaha, Palm Beach	1
Ona, Manatee	1
Oooooo, Unknown	1
Ocoee, Osceola	1
Okeechobee, Broward	1
North Pole, Seminole	1
North Port, Lee	1
Navarre, Dade	1
Middlesburg, Duval	1
Davenport, Orange	1

COVID-19: characteristics of 2,143,358 Florida resident cases

Data through Apr 20, 2021 verified as of Apr 21, 2021 at 09:25 AM

Data in this report are provisional and subject to change.

The table below includes the cities and counties of residence for cases in Florida residents based on the patient's ZIP Code. Note that city is not always received as part of the initial notification and may be missing while the case is being investigated.

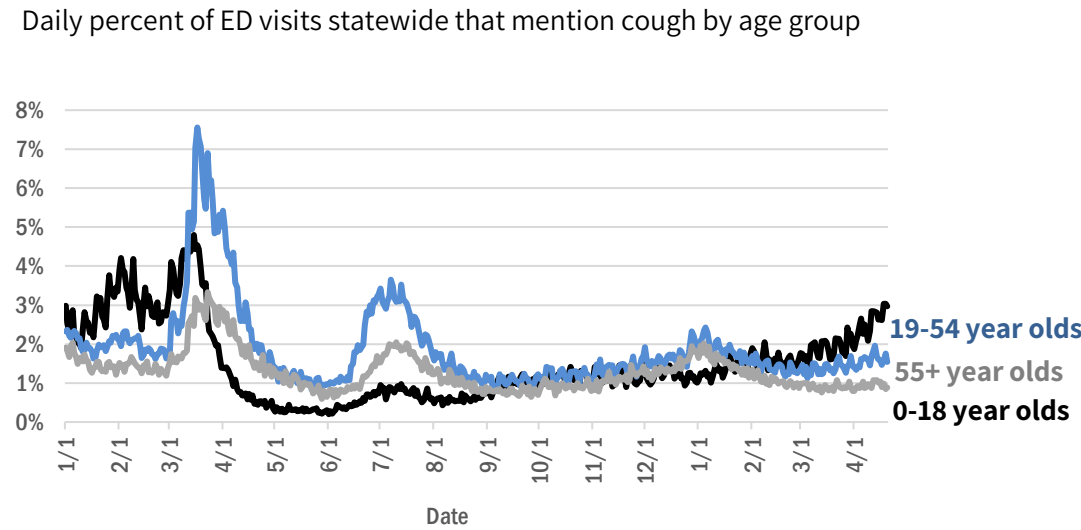
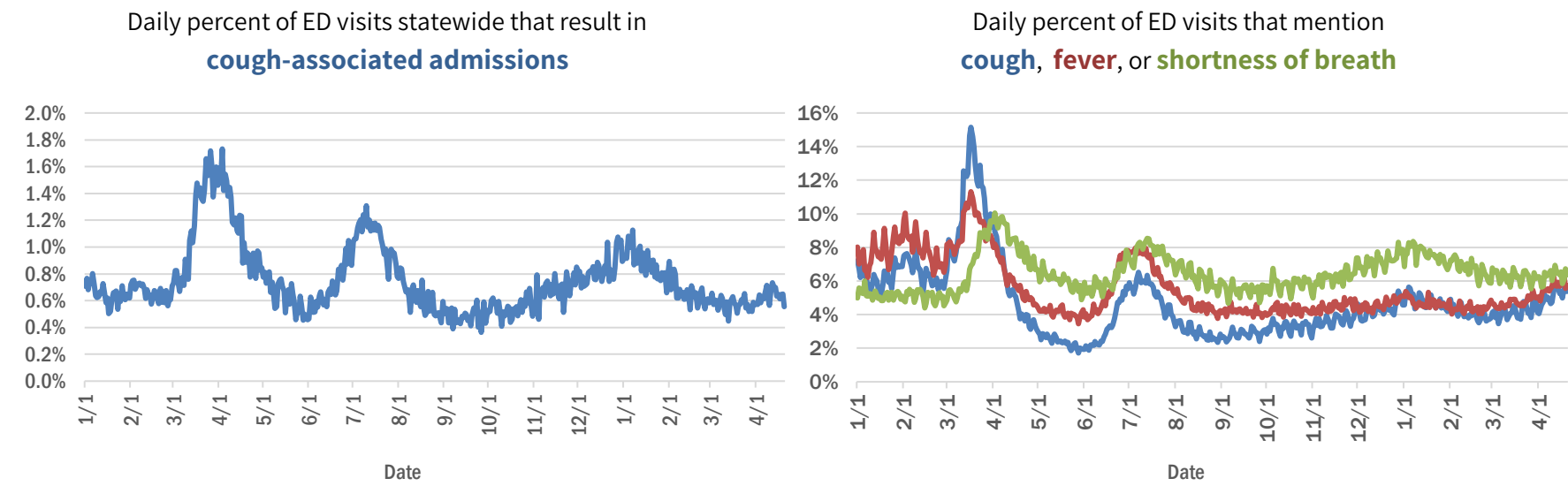
City and county	Cases
Daytona Beach, Unknown	1
Deland, St. Lucie	1
Deltona, Orange	1
Columbus, Dade	1
Conway, Leon	1
Coventry, Broward	1
Cuttler Bay, Dade	1
Cypress, Leon	1
East Hampton, Palm Beach	1
Fort Myers-, Lee	1
Fort Pierce, Unknown	1
Fort Myers, Manatee	1
Foley, Escambia	1
Altoona, Marion	1
Anaheim, Unknown	1
Argyle, Walton	1
Athens, Duval	1
Bogota, Orange	1
Bradenton, Dade	1
Bradenton, Osceola	1
Bridgeport, Dade	1
Bronx, Palm Beach	1
Cambridge, Broward	1
Clermont, Seminole	1
Clermont, Volusia	1
Clewiston, Glades	1
Cartersville, Unknown	1
Coconut Creek, Dade	1
Gainesville, Duval	1
Granada Hills, Broward	1
Guilford, Dade	1
Hailandale, Unknown	1
Harrison, Pinellas	1
Holly Ridge, Orange	1
Homeless, Polk	1
Homosassa, Hernando	1
Homossassa, Citrus	1
Jerusalem, St. Johns	1
Lake City, Hamilton	1
La Grange, Dade	1
Littleton, Dade	1
Los Angeles Ca, Unknown	1
Los Angeles, Hardee	1
Leesburg, Marion	1
Lehigh Acres, Dade	1
Lewisburg, Pasco	1
Largo, Unknown	1
Miami, Manatee	1
Miami Beach, Broward	1
Macdill Air Force Base, Hillsborough	1
Manchester, Okaloosa	1
Margate, Dade	1
Marshall, Dade	1
Mary Esther, Unknown	1
Medford, Palm Beach	1
Total	2,143,358

COVID-19: additional surveillance information

Data through Apr 20, 2021 verified as of Apr 21, 2021 at 09:25 AM

Data in this report are provisional and subject to change.

Statewide emergency department (ED) chief complaint and admission data



The Electronic Surveillance System for the Early Notification of Community-Based Epidemics (ESSENCE-FL) includes chief complaint data from 211 of 211 Florida EDs. Data are transmitted electronically to ESSENCE-FL daily or hourly.

COVID-19: testing by laboratory

Data through Apr 20, 2021 verified as of Apr 21, 2021 at 09:25 AM

Data in this report are provisional and subject to change.

The numbers in the table below represent the number of Florida and non-Florida residents for whom test results were received by the Department of Health. A person can be tested by more than one laboratory and can have both positive and negative results. **Therefore, the sum of the numbers in each column will be larger than the total number of people tested.**

Reporting lab	Inconclusive	Negative	Positive	Percent positive	Total
CURATIVE LABS	15,946	1,733,794	271,263	13%	2,021,003
LABORATORY CORPORATION OF AMERICA	2,627	1,680,467	228,810	12%	1,911,904
QUEST DIAGNOSTICS	12,164	1,411,720	207,581	13%	1,631,465
BIO REFERENCE LABORATORIES, INC	7,568	969,083	187,269	16%	1,163,920
HELIX	10,021	725,789	127,692	15%	863,502
REALTOX LABS LLC	6,880	620,814	102,152	14%	729,846
NOMI_HEALTH	3,343	547,542	76,265	12%	627,150
RCA LABORATORY SERVICES, LLC/GENETWORX		474,028	52,943	10%	526,971
GENETWORX	661	390,598	32,994	8%	424,253
CDR MAGUIRE - HEALTH CARE CENTER		338,621	51,562	13%	390,183
PALM BEACH BALLPARK		347,573	39,214	10%	386,787
PWNHEALTH	2,037	291,281	40,453	12%	333,771
IMPACT HEALTH BIOMETRIC TESTING, INC	1,047	232,373	28,090	11%	261,510
EAST FLORIDA STATE COLLEGE - BREVARD		212,886	26,986	11%	239,872
BPHL-JACKSONVILLE	18	199,544	34,289	15%	233,851
ADVENTHEALTH LAB	99	183,739	23,610	11%	207,448
FULGENT DIAGNOSTICS LABORATORY	4,034	179,071	20,529	10%	203,634
NOMI HEALTH LAB SERVICES		172,678	19,991	10%	192,669
BPHL-MIAMI	225	161,218	27,127	14%	188,570
MAKO GENOMICS	8,223	146,347	26,986	15%	181,556
CB SMITH PARK		150,114	18,792	11%	168,906
MAYO CLINIC LABORATORIES	342	144,073	17,809	11%	162,224
BAYCARE LABORATORIES LLC	657	145,582	12,353	8%	158,592
ELABNETWORK	1,059	139,273	11,955	8%	152,287
MEMORIAL REGIONAL HOSPITAL SOUTH	31	124,373	25,112	17%	149,516
AEGIS SCIENCES CORPORATION	1,284	127,454	20,772	14%	149,510
ORLANDO HEALTH SYSTEM	686	130,387	13,221	9%	144,294
ASCENSION SACRED HEART HOSPITAL - PENSACOLA	2	118,361	18,101	13%	136,464
BIOCOLLECTIONS WORLDWIDE, INC	763	115,583	13,797	11%	130,143
NORTHWEST LABORATORY	247	121,115	6,478	5%	127,840
AKESOGEN		101,020	19,581	16%	120,601
TESTING MATTERS INC	1,129	99,776	18,419	15%	119,324
ADVENT HEALTH LAB	112	101,258	13,955	12%	115,325
MEDICAL DIAGNOSTIC LABORATORIES	977	98,610	14,221	12%	113,808
BPHL-TAMPA (SPECTRUM BLVD)	46	94,255	17,452	16%	111,753
UF HEALTH MEDICAL LAB	33	101,868	9,651	9%	111,552
TAMPA GENERAL HOSPITAL	4	99,799	9,554	9%	109,357
DIATHERIX LABORATORIES (VRL EUROFINS)	1	88,704	13,121	13%	101,826
BAPTIST HEALTH SOUTH FLORIDA	392	86,613	13,002	13%	100,007
KORVALABS, INC	1,285	91,979	4,713	5%	97,977
SUNPATH MEDICAL DIAGNOSTICS LABORATORY	841	79,634	12,309	13%	92,784
ASCENSION ST VINCENT'S - RIVERSIDE	2	75,392	10,446	12%	85,840
LAKELAND REGIONAL MEDICAL CENTER	210	72,747	9,389	11%	82,346
SOUTH MIAMI HOSPITAL LAB	465	71,684	10,081	12%	82,230
JACKSON MEMORIAL HOSPITAL CLINICAL LAB	79	68,931	12,096	15%	81,106
INGENIOUS PERSONALIZED MEDICINE	237	60,077	12,166	17%	72,480
UF HEALTH SHANDS HOSPITAL	526	66,170	4,736	7%	71,432

COVID-19: testing by laboratory

Data through Apr 20, 2021 verified as of Apr 21, 2021 at 09:25 AM

Data in this report are provisional and subject to change.

The numbers in the table below represent the number of Florida and non-Florida residents for whom test results were received by the Department of Health. A person can be tested by more than one laboratory and can have both positive and negative results. **Therefore, the sum of the numbers in each column will be larger than the total number of people tested.**

Reporting lab	Inconclusive	Negative	Positive	Percent positive	Total
AMERICAN HEALTH ASSOCIATES	9	63,668	5,303	8%	68,980
MINUTECLINIC LLC		56,604	9,688	15%	66,292
APPLIED INGENUITY DIAGNOSTICS LLC		60,930	3,069	5%	63,999
AIT LABORATORIES		55,036	6,774	11%	61,810
BAPTIST HEALTH - JACKSONVILLE	4	54,171	4,126	7%	58,301
GENESIS REFERENCE LABORATORIES		51,532	5,436	10%	56,968
ADVENTIST HEALTH SYSTEMS SUNBELT INC DBA		47,975	6,169	11%	54,144
ARUP LABORATORIES	16	50,109	2,927	6%	53,052
SARASOTA MEMORIAL HOSPITAL MAIN LAB	12	48,506	4,086	8%	52,604
TALLAHASSEE MEMORIAL HOSPITAL	241	46,715	5,593	11%	52,549
BROWARD GENERAL MEDICAL CENTER-CLINICAL LAB	2	45,758	5,004	10%	50,764
NICKLAUS CHILDREN'S HOSPITAL	74	44,521	5,678	11%	50,273
FLORIDA HOSPITAL - TAMPA	37	44,663	3,566	7%	48,266
DWIC OF TAMPA BAY INC		40,524	5,433	12%	45,957
VIRACOR EUROFINS		35,954	9,844	21%	45,798
MEDFAST URGENT CARE CENTERS, LLC	20	38,739	5,867	13%	44,626
AMELIA EARHART		38,109	6,292	14%	44,401
MILLENNIUM PHYSICIAN GROUP	17	36,987	7,253	16%	44,257
UNIVERSITY OF MIAMI HOSPITAL	153	39,214	3,921	9%	43,288
LEE HEALTH - CAPE CORAL HOSPITAL	3	36,930	5,923	14%	42,856
UF HEALTH JACKSONVILLE	59	37,319	4,216	10%	41,594
INTEGRATED REGIONAL LABORATORIES LLP	13	35,311	4,974	12%	40,298
ECCO LAB GROUP CO	538	34,687	4,737	12%	39,962
ORANGE COUNTY CONVENTION CENTER		33,330	3,716	10%	37,046
MOUNT SINAI MEDICAL CENTER	13	32,972	3,514	10%	36,499
NORTH FLORIDA REGIONAL MEDICAL CENTER		32,632	3,649	10%	36,281
WALGREENS	38	30,152	5,575	16%	35,765
MIAMI DADE COUNTY		32,091	3,527	10%	35,618
ST JOSEPHS HOSPITAL LABORATORY	23	31,143	3,897	11%	35,063
BRANDON REGIONAL HOSPITAL		31,018	4,025	11%	35,043
NIGHT LITE PEDIATRIC CENTER LLC		31,133	3,279	10%	34,412
STS LAB 2 LLC	6	31,917	1,738	5%	33,661
GENESIS MEDICAL LABORATORY	453	28,057	4,977	15%	33,487
JUPITER MEDICAL CENTER LAB	87	30,246	2,932	9%	33,265
JFK MEDICAL CENTER LAB	1	28,051	3,539	11%	31,591
PALMETTO GENERAL HOSPITAL LAB	3	25,990	5,015	16%	31,008
HOLY CROSS HOSPITAL CLINICAL LAB	1	28,056	2,648	9%	30,705
WATSON CLINIC LLP		24,592	5,714	19%	30,306
AVENTUS BIO LABS	16	25,615	3,561	12%	29,192
MALABAR MEDICAL WALK IN CLINIC	1	22,885	4,475	16%	27,361
INFINITY BIOLOGIX LLC (GINKO BIOWORKS)	112	25,824	1,218	4%	27,154
HEALTHLINK DIAGNOSTIC LABORATORIES	296	24,411	2,446	9%	27,153
MIAMI BEACH CONVENTION CENTER		24,904	2,013	7%	26,917
CLEVELAND CLINIC TRADITION HOSPITAL		24,157	1,905	7%	26,062

COVID-19: testing by laboratory

Data through Apr 20, 2021 verified as of Apr 21, 2021 at 09:25 AM

Data in this report are provisional and subject to change.

The numbers in the table below represent the number of Florida and non-Florida residents for whom test results were received by the Department of Health. A person can be tested by more than one laboratory and can have both positive and negative results. **Therefore, the sum of the numbers in each column will be larger than the total number of people tested.**

Reporting lab	Inconclusive	Negative	Positive	Percent positive	Total
CLEVELAND CLINIC HOSPITAL LAB	4	23,198	2,569	10%	25,771
ACCESS DX LABORATORY	229	23,366	2,133	8%	25,728
MORTON PLANT HOSPITAL-ADLER INSTITUTE	26	22,419	2,764	11%	25,209
SAINT MARY'S MEDICAL CENTER	26	21,630	2,404	10%	24,060
LAB DIAGNOSTICS LLC	397	18,235	5,369	22%	24,001
DRS CLACK SPENCER WHITE & MCCORMACK PA D/B/A		21,687	2,135	9%	23,822
PANCARE OF FLORIDA INC		20,965	2,532	11%	23,497
UNITED CLINICAL LABORATORY LLC	3	20,672	2,695	12%	23,370
STATLAB_MOBILE	1	20,505	2,061	9%	22,567
BAYFRONT HEALTH - ST PETERSBURG	17	19,866	2,618	12%	22,501
NAPLES COMMUNITY HOSPITAL	74	19,917	2,062	9%	22,053
PATIENTS FIRST LAKE ELLA MEDICAL CENTER PA		18,267	3,302	15%	21,569
ADVENT HEALTH - DAYTONA BEACH	32	18,890	1,751	8%	20,673
EXACT SCIENCES LABORATORIES	1	18,177	2,308	11%	20,486
LEESBURG REGIONAL MEDICAL CENTER		17,867	2,437	12%	20,304
OSCEOLA REGIONAL MEDICAL CENTER	1	17,782	2,462	12%	20,245
HOMESTEAD HOSPITAL CLINICAL LABORATORY	27	16,633	3,501	17%	20,161
CLARITY LAB SOLUTIONS	108	17,907	2,098	10%	20,113
SYNERGY DIAGNOSTIC LABORATORY	98	17,225	2,366	12%	19,689
MEMORIAL HOSPITAL JACKSONVILLE	8	16,587	2,862	15%	19,457
NORTHWEST MEDICAL CENTER	1	17,099	2,356	12%	19,456
VISTA CLINICAL DIAGNOSTICS	491	16,199	2,019	11%	18,709
ORANGE PARK MEDICAL CENTER	9	15,825	2,802	15%	18,636
LAWNWOOD REGIONAL MEDICAL CENTER	1	16,027	2,379	13%	18,407
INDIAN RIVER PATHOLOGY LLC		17,012	1,310	7%	18,322
BETHESDA HOSPITAL EAST		16,673	1,628	9%	18,301
OAK HILL HOSPITAL		16,197	1,968	11%	18,165
DELRAY MEDICAL CENTER LAB	3	16,241	1,778	10%	18,022
MEMORIAL REGIONAL HOSPITAL CLINICAL LABORATORY	10	16,430	1,085	6%	17,525
HEALTH CENTER AT SINAI RESIDENCES		16,926	506	3%	17,432
WEST KENDALL BAPTIST HOSPITAL	14	14,137	3,186	18%	17,337
ADVENTHEALTH CENTRA CARE LAKE BUENA VISTA		15,119	2,061	12%	17,180
BAPTIST HEALTH - SOUTH		15,866	1,296	8%	17,162
BIOCERNA LABS	461	14,582	2,112	12%	17,155
ACCESS MEDICAL LABORATORIES	4	8,756	8,333	49%	17,093
THE HEALTHCARE DISTRICT OF PALM BEACH COUNTY	51	14,633	2,063	12%	16,747
LABS ASAP LLC		15,143	1,523	9%	16,666
LARGO MEDICAL CENTER		14,874	1,770	11%	16,644
WINTER HAVEN HOSPITAL CLINICAL LABORATORY	4	14,096	2,490	15%	16,590
NEMOURS CHILDRENS HOSPITAL	1	15,613	972	6%	16,586
MEDRITE MEDICAL CARE, PC	6,839	8,867	863	5%	16,569
MOLECULAR INFECTIOUS DISEASES	635	15,070	698	4%	16,403
FULGENT DIAGNOSTICS	171	15,196	997	6%	16,364
WELLINGTON REGIONAL MED CTR LAB	6	14,468	1,799	11%	16,273
MEDICAL CENTER OF TRINITY CLINICAL LABORATORY	2	14,435	1,637	10%	16,074

COVID-19: testing by laboratory

Data through Apr 20, 2021 verified as of Apr 21, 2021 at 09:25 AM

Data in this report are provisional and subject to change.

The numbers in the table below represent the number of Florida and non-Florida residents for whom test results were received by the Department of Health. A person can be tested by more than one laboratory and can have both positive and negative results. **Therefore, the sum of the numbers in each column will be larger than the total number of people tested.**

Reporting lab	Inconclusive	Negative	Positive	Percent positive	Total
UHEALTH CORAL GABLES/LENNAR MED CTR	53	14,817	1,082	7%	15,952
PALMS WEST HOSPITAL LAB	2	13,824	2,100	13%	15,926
BAPTIST HEALTHCARE - BAPTIST HOSPITAL	6	12,639	3,281	21%	15,926
PRIVA PATH LABS	81	14,691	1,009	6%	15,781
LEE HEALTH - LEE MEMORIAL HOSPITAL		12,041	3,716	24%	15,757
NATIONWIDE LABORATORY SERVICES INC	541	13,146	1,797	12%	15,484
WEST FLORIDA HOSPITAL LAB	1	12,292	3,121	20%	15,414
MERCY HOSPITAL A CAMPUS OF PLANTATION GEN HOSP LAB	1	12,918	2,275	15%	15,194
WESTSIDE REGIONAL MED CTR	2	12,964	2,203	15%	15,169
GOOD SAMARITAN MEDICAL CENTER LAB	2	13,181	1,880	12%	15,063
CARDIOPATH	84	12,917	1,906	13%	14,907
REGIONAL MEDICAL CENTER BAYONET POINT	2	13,669	1,179	8%	14,850
NONA SCIENTIFIC	5	11,535	3,168	22%	14,708
THE VILLAGES REGIONAL HOSPITAL		13,190	1,415	10%	14,605
INDIAN RIVER MEDICAL CENTER LAB		13,669	852	6%	14,521
GULF COAST MEDICAL CENTER MICROLAB		11,331	3,008	21%	14,339
AVENTURA HOSPITAL LAB		11,445	2,603	19%	14,048
CORAL GABLES HOSPITAL CLINICAL LABORATORY		11,867	2,076	15%	13,943
BAPTIST HEALTH SOUTH FLORIDA - WEST KENDALL URGENT CARE		11,482	2,252	16%	13,734
CAPITAL REGIONAL MEDICAL CTR		11,135	2,460	18%	13,595
BLAKE MEDICAL CENTER		11,948	1,596	12%	13,544
PRECISION HEALTH RESOURCES LLC		12,651	882	7%	13,533
WEST BOCA MEDICAL CENTER LAB		12,554	978	7%	13,532
HALIFAX MEDICAL CENTER LAB	38	11,425	1,990	15%	13,453
MANATEE MEMORIAL HOSPITAL		12,118	1,095	8%	13,213
LEE HEALTH - HEALTH PARK MEDICAL CENTER		11,134	2,044	16%	13,178
ST ANTHONY'S HOSPITAL LAB	30	11,486	1,623	12%	13,139
PALM BEACH GARDENS MEDICAL CTR LAB		11,681	1,259	10%	12,940
GENOVA DIAGNOSTICS LABORATORY	70	11,332	1,119	9%	12,521
ST JOSEPHS HOSPITAL	18	10,686	1,804	14%	12,508
FLORIDA LABORATORY ANALYSIS		10,961	1,534	12%	12,495
PLANTATION GENERAL HOSPITAL		10,557	1,902	15%	12,459
PHYSICIANS REGIONAL MEDICAL CENTER - PINE RIDGE RD	1	11,173	1,250	10%	12,424
LAKE CITY MEDICAL CENTER		10,088	2,311	19%	12,399
PATHNOSTICS	45	9,895	2,454	20%	12,394
FLORIDA HOSPITAL HEARTLAND MED CTR CLINICAL LAB	33	10,791	1,520	12%	12,344
CernerELR_Advent		10,764	1,496	12%	12,260
LARKIN COMMUNITY HOSPITAL	10	10,589	1,557	13%	12,156
LAKE CITY HM		11,147	988	8%	12,135
BINAXNOW	9	9,181	2,907	24%	12,097
PWN HEALTH	17	9,952	2,080	17%	12,049
FLORIDA HOSPITAL WATERMAN LABORATORY	70	10,997	863	7%	11,930
FLORIDA MEDICAL CENTER - A CAMPUS OF NORTH SHORE	2	10,470	1,440	12%	11,912
COAST DIAGNOSTICS LLC	47	10,505	1,262	11%	11,814
ADVENTHEALTH CENTRA CARE WATERFORD LAKES		9,818	1,933	16%	11,751
ST MARKS HOSPITAL LABORATORY B	78	10,627	1,002	9%	11,707
CENTRAL FLORIDA REGIONAL HOSPITAL		10,472	1,233	11%	11,705

COVID-19: testing by laboratory

Data through Apr 20, 2021 verified as of Apr 21, 2021 at 09:25 AM

Data in this report are provisional and subject to change.

The numbers in the table below represent the number of Florida and non-Florida residents for whom test results were received by the Department of Health. A person can be tested by more than one laboratory and can have both positive and negative results. **Therefore, the sum of the numbers in each column will be larger than the total number of people tested.**

Reporting lab	Inconclusive	Negative	Positive	Percent positive	Total
EXPRESS GENE MOLECULAR DIAGNOSTICS LABORATORY	1	10,152	1,543	13%	11,696
LEE DAVIS COMMUNITY RESOURCE CENTER		9,937	1,710	15%	11,647
VIKOR SCIENTIFIC	49	9,712	1,857	16%	11,618
ADVENT HEALTH - WESLEY CHAPEL	14	10,454	1,084	9%	11,552
MEASE COUNTRYSIDE LAB	14	10,221	1,297	11%	11,532
DOCTORS HOSPITAL	7	9,700	1,814	16%	11,521
NORTHSIDE HOSPITAL AND HEART INSTITUTE		10,338	1,127	10%	11,465
JOHNS HOPKINS ALL CHILDREN'S HOSPITAL		10,577	708	6%	11,285
CORAL SPRINGS MED CTR		10,144	1,101	10%	11,245
SARKIS CLINICAL TRIALS	25	9,859	1,349	12%	11,233
AMERICAN FAMILY CARE	1	6,685	4,531	40%	11,217
FAU		10,210	911	8%	11,121
FLORIDA HOSPITAL DELAND	10	9,789	1,321	12%	11,120
HEALTHQUEST ESOTERICS		9,439	1,595	14%	11,034
BAPTIST HEALTH SOUTH FLORIDA - COUNTRY WALK URGENT CARE		9,101	1,926	17%	11,027
LEON MEDICAL CENTERS LLC		8,797	2,208	20%	11,005
ADVENTHEALTH CENTRA CARE ST CLOUD	1	9,280	1,532	14%	10,813
NCF DIAGNOSTICS & DNA TECHNOLOGIES LAB	167	10,084	541	5%	10,792
WEST PALM HOSPITAL LAB		9,924	822	8%	10,746
SYNERGY LABORATORIES	34	9,277	1,183	11%	10,494
LARKIN COMMUNITY HOSPITAL INC DBA CARDIOTROPIC		6,819	3,620	35%	10,439
GENE BY GENE, GENOMICS RESEARCH CENTER LAB	44	9,733	648	6%	10,425
LABSTAT LLC	23	9,880	479	5%	10,382
MEDARBOR DIAGNOSTICS	1	9,033	1,152	11%	10,186
H LEE MOFFITT CANCER CENTER LABORATORY	2	9,917	266	3%	10,185
OCALA REGIONAL MEDICAL CENTER		8,922	1,256	12%	10,178
FLORIDA HOSPITAL FLAGLER	29	9,173	934	9%	10,136
AVECINA MEDICAL	4	6,205	3,883	38%	10,092
BROWARD HEALTH NORTH CLINICAL LABORATORY		8,957	1,117	11%	10,074
P4 CLINICAL, LLC	205	8,728	972	10%	9,905
NORTH SHORE MEDICAL CENTER		8,238	1,614	16%	9,852
SRQ DRIVE THROUGH☐		8,944	905	9%	9,849
FLORIDA HOSPITAL OF CARROLLWOOD	23	8,364	1,368	14%	9,755
AVECINA	20	9,008	705	7%	9,733
LEE HEALTH - GULF COAST MEDICAL CENTER	2	7,909	1,781	18%	9,692
FLORIDA HOSPITAL ZEPHYRHILLS	10	8,592	1,079	11%	9,681
PALM BEACH BALL PARK		8,607	1,029	11%	9,636
BOSTON HEART DIAGNOSTICS CORP		8,420	1,209	13%	9,629
ADVENTHEALTH CENTRA CARE CLERMONT		8,115	1,296	14%	9,411
SANTA ROSA MEDICAL CENTER	2	7,880	1,515	16%	9,397
ADVENTHEALTH CENTRA CARE UNIVERSITY	1	8,281	1,090	12%	9,372
INDIAN RIVER MEDICAL CENTER		8,279	1,083	12%	9,362
NCH DOWNTOWN NAPLES HOSPITAL	17	8,572	758	8%	9,347
BAPTIST HEALTH - BEACHES		8,659	675	7%	9,334
ANNE BATES LEACH EYE HOSPITAL/ ABLEH MICROBIOLOGY LABORATORY	9	9,126	129	1%	9,264
FLORIDA HOSPITAL OCALA		8,208	1,053	11%	9,261
ADVENTHEALTH CENTRA CARE WINTER PARK		8,203	957	10%	9,160

COVID-19: testing by laboratory

Data through Apr 20, 2021 verified as of Apr 21, 2021 at 09:25 AM

Data in this report are provisional and subject to change.

The numbers in the table below represent the number of Florida and non-Florida residents for whom test results were received by the Department of Health. A person can be tested by more than one laboratory and can have both positive and negative results. **Therefore, the sum of the numbers in each column will be larger than the total number of people tested.**

Reporting lab	Inconclusive	Negative	Positive	Percent positive	Total
ADVENTHEALTH CENTRA CARE WINTER GARDEN	1	8,083	1,050	11%	9,134
INFORM DIAGNOSTICS, INC		8,592	514	6%	9,106
BAPTIST HEALTH SOUTH FLORIDA - MIAMI LAKES URGENT CARE		7,142	1,932	21%	9,074
CLEVELAND CLINIC MARTIN SOUTH HOSPITAL	1	8,073	965	11%	9,039
CLEVELAND CLINIC MARTIN NORTH HOSPITAL		8,039	964	11%	9,003
MEMORIAL HOSPITAL WEST LABORATORY SERVICES	14	8,166	801	9%	8,981
CERNERELR_BAYCARE	43	8,320	616	7%	8,979
BAYCARE COMMUNITY HEALTH		8,757	199	2%	8,956
SOUTH BAY HOSPITAL CLINICAL LAB	1	7,946	939	11%	8,886
MEMORIAL HOSPITAL MICRO		8,286	582	7%	8,868
KD MEDICAL CHOICE LLC	5	7,929	770	9%	8,704
ST LUCIE MEDICAL CENTER		7,097	1,592	18%	8,689
NCH NORTH NAPLES HOSPITAL	9	7,853	814	9%	8,676
ADVENTHEALTH CENTRA CARE LAKE LAND	1	7,484	1,182	14%	8,667
POINCIANA MEDICAL CENTER		6,782	1,817	21%	8,599
PARAMOUNT URGENT CARE	4	5,161	3,385	40%	8,550
WEST MARION COMMUNITY HOSPITAL LAB		7,120	1,369	16%	8,489
ADVENTHEALTH CENTRA CARE LEE ROAD		7,496	905	11%	8,401
AVECINA MEDICAL OAKLEAF	3	6,977	1,330	16%	8,310
LAKEWOOD RANCH MEDICAL CENTER		7,642	649	8%	8,291
ISPM LABS, LLC DBA CAPSTONE DIAGNOSTICS, LLC		7,875	397	5%	8,272
FLORIDA HOSPITAL FISH MEMORIAL	19	7,028	1,216	15%	8,263
CERNERELR_BAPTISTMIAMI	31	7,313	862	11%	8,206
ADVENTHEALTH CENTRA CARE HUNTERS CREEK	3	7,087	1,099	13%	8,189
QDX PATHOLOGY SERVICES	2	7,745	421	5%	8,168
ATLANTIS URGENT CARE	12	6,355	1,745	22%	8,112
MORTON PLANT-MEASE	5	7,246	790	10%	8,041
ADVENTHEALTH CENTRA CARE SANFORD		7,050	978	12%	8,028
LEE HEALTH CONVENIENT CARE - PAGE FIELD		7,112	881	11%	7,993
ADVENTHEALTH CENTRA CARE DR PHILLIPS		7,187	801	10%	7,988
ARCPPOINT LABS OF FORT MYERS	5	6,987	939	12%	7,931
BAYFRONT HEALTH - PORT CHARLOTTE		7,318	611	8%	7,929
BAPTIST HEALTH SOUTH FLORIDA - WESTCHESTER URGENT CARE		6,477	1,385	18%	7,862
ADVENTHEALTH CENTRA CARE LAKE MARY	2	6,738	1,008	13%	7,748
HIALEAH HOSPITAL	4	6,015	1,697	22%	7,716
EMERALD COAST URGENT CARE		6,057	1,652	21%	7,709
ADVENTHEALTH CENTRA CARE APOPKA	1	6,597	1,103	14%	7,701
ADVENTHEALTH CENTRA CARE MOUNT DORA		6,474	1,160	15%	7,634
ADVENTIST HEALTH SYSTEMS, SUNBELT INC		6,575	1,029	14%	7,604
NCH NORTH NAPLES HOSPITAL LAB	15	6,733	830	11%	7,578
BAPTIST HEALTH SOUTH FLORIDA - DORAL URGENT CARE		6,097	1,481	20%	7,578
ADVENTHEALTH CENTRA CARE KISSIMMEE		6,753	763	10%	7,516
SPORTS DRUG TESTING LABORATORY	123	7,190	193	3%	7,506
OVIDO MEDICAL CENTER		6,669	753	10%	7,422
EGLIN AIR FORCE BASE	14	5,671	1,702	23%	7,387
BAPTIST HEALTH - NASSAU		6,995	366	5%	7,361
MINUTECLINIC LLC		6,273	1,086	15%	7,359

COVID-19: testing by laboratory

Data through Apr 20, 2021 verified as of Apr 21, 2021 at 09:25 AM

Data in this report are provisional and subject to change.

The numbers in the table below represent the number of Florida and non-Florida residents for whom test results were received by the Department of Health. A person can be tested by more than one laboratory and can have both positive and negative results. **Therefore, the sum of the numbers in each column will be larger than the total number of people tested.**

Reporting lab	Inconclusive	Negative	Positive	Percent positive	Total
COMMUNITY HEALTH CENTERS OF PINELLAS INC	1	5,861	1,363	19%	7,225
MEDEXPRESS URGENT CARE OF BOYNTON BEACH LLC		6,633	590	8%	7,223
HOLIDAY CVS LLC		6,790	391	5%	7,181
MEDEXPRESS URGENT CARE	2	4,939	2,182	31%	7,123
ADVENTHEALTH CENTRA CARE ALTAMONTE		6,215	897	13%	7,112
IMPERIAL POINT MEDICAL CENTER		6,476	622	9%	7,098
EMPIRE CITY LABORATORIES INC	91	6,010	993	14%	7,094
ADVENTHEALTH EXPRESS CARE		5,835	1,217	17%	7,052
ST PETERSBURG GENERAL HOSPITAL		6,006	1,022	15%	7,028
AVERO DIAGNOSTICS - IRVING	11	6,536	476	7%	7,023
SUNCOAST PATHOLOGY ASSOCIATES		6,424	598	9%	7,022
DYNIX DIAGNOSTIX		6,244	670	10%	6,914
UNKNOWN	5	3,531	3,346	49%	6,882
MEDEXPRESS URGENT CARE HUDSON		5,909	967	14%	6,876
LUMINUS DIAGNOSTICS		6,284	558	8%	6,842
ACUTIS DIAGNOSTICS	171	5,449	1,129	17%	6,749
CLINICAL REFERENCE LABORATORY	2	6,371	348	5%	6,721
ST JOSEPHS NORTH HOSPITAL LAB	7	5,713	992	15%	6,712
ADVENTHEALTH CENTRA CARE AZALEA PARK		5,740	968	14%	6,708
FORT WALTON BEACH MEDICAL CENTER		5,709	932	14%	6,641
VISTA CLINICAL	8	3,893	2,717	41%	6,618
AHCC WESLEY CHAPEL		5,848	770	12%	6,618
UNIVERSITY HOSPITAL AND MEDICAL CENTER		5,236	1,342	20%	6,578
ADVENT HEALTH - HEART OF FLORIDA ER	1	5,661	887	14%	6,549
SOLARIS DIAGNOSTICS	11	5,948	589	9%	6,548
ADVENTHEALTH CENTRA CARE OVIEDO		5,612	920	14%	6,532
FLORIDA HOSPITAL NORTH PINELLAS	11	5,945	515	8%	6,471
MINUTECLINIC LLC #1067		5,561	898	14%	6,459
WELLINGTON REGIONAL MEDICAL CENTER		5,892	525	8%	6,417
HOLMES REG MED CENTER CLINICAL LAB		5,708	695	11%	6,403
FLORIDA COMMUNITY HEALTH CENTER		5,085	1,233	20%	6,318
MINUTECLINIC LLC #8396		5,367	931	15%	6,298
MINUTECLINIC		5,375	918	15%	6,293
MICROGEN DX	4	5,562	724	12%	6,290
ANGEL KIDS PEDIATRICS		5,940	338	5%	6,278
BAPTIST HEALTH SOUTH FLORIDA - PEMBROKE PINES URGENT CARE		5,168	1,073	17%	6,241
NORTHWEST FLORIDA COMMUNITY HOSPITAL	47	4,731	1,461	23%	6,239
MINUTECLINIC LLC #3703		5,075	1,156	19%	6,231
ADVENTHEALTH CENTRA CARE LONGWOOD		5,314	776	13%	6,090
DOCTORS URGENT CARE LLC	1	4,960	1,116	18%	6,077
PUTNAM COMMUNITY MEDICAL CENTER		5,307	750	12%	6,057
ADVENTHEALTH CENTRA CARE SOUTH ORANGE		5,188	852	14%	6,040
PARAMOUNT URGENT CARE INC	1	3,686	2,297	38%	5,984
PRO CLINIC		4,889	1,085	18%	5,974
FLORIDA FAMILY LABORATORY, INC DBA	46	5,455	460	8%	5,961
ADVENTHEALTH CENTRA CARE ORANGE LAKE		5,176	740	13%	5,916
BAYFRONT HEALTH - VENICE REGIONAL MEDICAL	1	5,374	537	9%	5,912

COVID-19: testing by laboratory

Data through Apr 20, 2021 verified as of Apr 21, 2021 at 09:25 AM

Data in this report are provisional and subject to change.

The numbers in the table below represent the number of Florida and non-Florida residents for whom test results were received by the Department of Health. A person can be tested by more than one laboratory and can have both positive and negative results. **Therefore, the sum of the numbers in each column will be larger than the total number of people tested.**

Reporting lab	Inconclusive	Negative	Positive	Percent positive	Total
DOCTORS URGENT CARE OF LUTZ LLC	1	4,781	1,128	19%	5,910
COASTAL MED URGENT CARE		4,350	1,560	26%	5,910
LABORATORY OF FLORIDA LLC	41	5,349	506	9%	5,896
SOUTH FLORIDA BAPTIST HOSPITAL MICRO	4	4,897	985	17%	5,886
ADVENTHEALTH CENTRA CARE PORT ORANGE		4,936	925	16%	5,861
URGENT CARE OF THE PALM BEACHES		4,829	989	17%	5,818
PHARMCO RX	2	5,473	315	5%	5,790
HEALTH FIRST ADVENTHEALTH CENTRA CARE - TITUSVILLE		4,892	878	15%	5,770
ALTRU DIAGNOSTICS INC	5	5,534	216	4%	5,755
ADVENTHEALTH CENTRA CARE SAND LAKE		5,120	623	11%	5,743
MEDEXPRESS URGENT CARE - GOLDEN GATE		4,974	669	12%	5,643
MEDEXPRESS URGENT CARE - ROYAL PALM BEACH		5,021	620	11%	5,641
SUNRISE MEDICAL LABORATORIES	2	5,211	403	7%	5,616
PEDIATRIC HEALTH CARE ALLIANCE PA		5,140	474	8%	5,614
RAULERSON HOSPITAL		4,753	853	15%	5,606
MEDEXPRESS URGENT CARE - ESTERO		5,005	591	11%	5,596
ADVENTHEALTH CENTRA CARE LEESBURG		4,554	1,019	18%	5,573
MEDCOMP SCIENCES LLC	126	3,419	2,023	36%	5,568
BAPTIST HEALTH - NORTH		4,432	1,117	20%	5,549
MEDICAL DNA LABS LLC	3	5,062	484	9%	5,549
MINUTE CLINIC LLC		4,806	734	13%	5,540
PALMS OF PASADENA HOSPITAL		4,951	574	10%	5,525
URGENT CARE CURE	2	4,740	763	14%	5,505
BAPTIST HEALTH SOUTH FLORIDA - KENDALE LAKES URGENT CARE		4,406	1,047	19%	5,453
TROPICANA FIELD - LOT 2	19	4,935	494	9%	5,448
ESCAMBIA COMMUNITY CLINICS INC	8	4,118	1,299	24%	5,425
BAPTIST HEALTH SOUTH FLORIDA - CORAL SPRINGS URGENT CARE		4,651	773	14%	5,424
GENOSUR LLC	18	5,311	78	1%	5,407
DOCTORS HOSPITAL OF SARASOTA CLINICAL LABORATORY		4,706	677	13%	5,383
MEDEXPRESS URGENT CARE PALM BEACH GARDENS		4,875	488	9%	5,363
WESTCHESTER HOSPITAL	23	4,355	971	18%	5,349
THE CENTER FOR URGENT CARE	3	4,470	875	16%	5,348
HEALTH FIRST ADVENTHEALTH CENTRA CARE GATEWAY	1	4,802	540	10%	5,343
BAPTIST HEALTH SOUTH FLORIDA - TAMIAMO TRAIL URGENT CARE		4,295	1,042	20%	5,337
MARTIN HOSPITAL SOUTH LAB		4,966	293	6%	5,259
TALLAHASSEE PRIMARY CARE ASSOCIATES		4,640	607	12%	5,247
PARAMOUNT URGENT CARE - WINDERMERE	2	3,476	1,757	34%	5,235
TRINITY SPRINGS		4,436	729	14%	5,165
MINUTECLINIC LLC # 0709		4,280	804	16%	5,084
BAPTIST HEALTH SOUTH FLORIDA - PINECREST URGENT CARE		4,340	720	14%	5,060
MEDEXPRESS URGENT CARE - LAKELAND		4,426	626	12%	5,052
BAPTIST HEALTH SOUTH FLORIDA - CORAL GABLES (UNIVERSITY) URGENT CARE		4,334	709	14%	5,043
BAPTIST HEALTH SOUTH FLORIDA - CORAL GABLES URGENT CARE		4,186	854	17%	5,040
BAYFRONT HEALTH - SEVEN RIVERS		4,554	440	9%	4,994
BAPTIST HEALTH SOUTH FLORIDA - PALMETTO BAY URGENT CARE		4,101	790	16%	4,891
BETHESDA HOSPITAL WEST		4,369	497	10%	4,866
QUICK CARE MED PL	2	4,100	737	15%	4,839

COVID-19: testing by laboratory

Data through Apr 20, 2021 verified as of Apr 21, 2021 at 09:25 AM

Data in this report are provisional and subject to change.

The numbers in the table below represent the number of Florida and non-Florida residents for whom test results were received by the Department of Health. A person can be tested by more than one laboratory and can have both positive and negative results. **Therefore, the sum of the numbers in each column will be larger than the total number of people tested.**

Reporting lab	Inconclusive	Negative	Positive	Percent positive	Total
ADVENTHEALTH PROMPT CARE	2	3,560	1,277	26%	4,839
BAYFRONT HEALTH - BROOKSVILLE		4,301	522	11%	4,823
FLAGLER HOSPITAL LABORATORY	8	3,654	1,072	23%	4,734
ASCENSION SACRED HEART - EMERALD COAST		3,963	770	16%	4,733
MEASE DUNEDIN HOSPITAL	5	4,199	507	11%	4,711
ADVENTHEALTH CENTRA CARE COLONIAL TOWN	2	4,139	507	11%	4,648
MEDIPATH LLC		4,128	505	11%	4,633
PREMIER URGENT CARE OF BREVARD LLC	4	4,041	577	12%	4,622
NIGHT LITE PEDIATRICS	4	3,346	1,260	27%	4,610
PREMIER MEDICAL	2	4,492	94	2%	4,588
MOFFITT CANCER CENTER	6	4,481	100	2%	4,587
BAYFRONT HEALTH - PUNTA GORDA		4,231	345	8%	4,576
BAYFRONT HEALTH - SPRING HILL		4,196	377	8%	4,573
VENTURE MEDICAL OF FLORIDA LLC		4,216	346	8%	4,562
DESOTO MEMORIAL HOSPITAL	3	3,728	786	17%	4,517
TWIN CITIES HOSPITAL	1	3,937	520	12%	4,458
HOLIDAY CVS LLC DBA CVS PHARMACY #5154		4,339	118	3%	4,457
ADVENTHEALTH CENTRA CARE WINTER HAVEN	1	3,351	1,093	25%	4,445
ENGLEWOOD COMMUNITY HOSPITAL		4,043	389	9%	4,432
MINUTECLINIC LLC #3463		3,687	741	17%	4,428
MEMORIAL HOSPITAL- MIRAMAR	12	4,090	321	7%	4,423
ADVENTIST HEALTH SYSTEMS SUNBELT IN DBA		3,901	507	12%	4,408
HIGHLANDS REGIONAL MEDICAL CENTER		3,548	836	19%	4,384
US BIOTEK LABORATORIES	15	3,989	369	8%	4,373
GENESIS DIAGNOSTICS		4,121	251	6%	4,372
ACCU REFERENCE MEDICAL LAB	9	3,557	799	18%	4,365
PALMS MEDICAL GROUP	5	2,980	1,373	32%	4,358
MEDEXPRESS URGENT CARE CAPE CORAL		3,726	617	14%	4,343
BAYA PHARMACY & URGENT CARE		3,191	1,118	26%	4,309
DOCTORS TEST CENTERS		3,818	489	11%	4,307
MINUTECLINIC LLC #3631		3,656	640	15%	4,296
AMELIA URGENT CARE		2,645	1,629	38%	4,274
LAKESIDE MEDICAL CENTER		3,424	848	20%	4,272
MINUTECLINIC LLC 5852		3,656	604	14%	4,260
MINUTECLINIC LLC #5253		3,509	728	17%	4,237
SPECTOR SCIENTIFIC LAB	14	3,188	976	23%	4,178
MINUTECLINIC LLC #5249		3,404	765	18%	4,169
ADVENTHEALTH CENTRA CARE		3,706	462	11%	4,168
BAYFRONTVENICEREGIONAL		3,958	137	3%	4,095
NIGHT LITE PEDIATRICS URGENT CARE	1	3,417	649	16%	4,067
MEDEXPRESS URGENT CARE LEHIGH ACRES		3,490	560	14%	4,050
MINUTECLINIC LLC #5190		3,325	722	18%	4,047
MINUTECLINIC LLC #5854		3,285	678	17%	3,963
BAPTIST HEALTH SOUTH FLORIDA - DAVIE URGENT CARE		3,242	706	18%	3,948
MINUTECLINIC LLC #3662		3,304	593	15%	3,897
MC DIAGNOSTIC OF CONNECTICUT, PC #2220		3,326	532	14%	3,858
BAPTIST HEALTH SOUTH FLORIDA - WESTON URGENT CARE		3,318	507	13%	3,825

COVID-19: testing by laboratory

Data through Apr 20, 2021 verified as of Apr 21, 2021 at 09:25 AM

Data in this report are provisional and subject to change.

The numbers in the table below represent the number of Florida and non-Florida residents for whom test results were received by the Department of Health. A person can be tested by more than one laboratory and can have both positive and negative results. **Therefore, the sum of the numbers in each column will be larger than the total number of people tested.**

Reporting lab	Inconclusive	Negative	Positive	Percent positive	Total
ADVENT HEALTH - NEW SMYRNA		3,160	651	17%	3,811
MINUTECLINIC LLC # 3930		3,243	555	15%	3,798
SIPARADIGM LLC	56	3,470	260	7%	3,786
LOWER KEYS MEDICAL CENTER		3,443	313	8%	3,756
MINUTECLINIC LLC #1771		3,157	594	16%	3,751
PHYSICIANS REGIONAL MEDICAL CENTER - COLLIER BLVD	1	2,877	858	23%	3,736
CARENOW URGENT CARE	1	2,309	1,421	38%	3,731
HEALTH FIRST ADVENTHEALTH CENTRA CARE COCOA		3,360	367	10%	3,727
SCION LAB SERVICES LLC	26	3,397	288	8%	3,711
BARTOW REGIONAL MEDICAL CENTER	1	3,113	570	15%	3,684
MINUTECLINIC LLC #7887		3,194	459	13%	3,653
MINUTECLINIC LLC #7886		3,159	487	13%	3,646
BRASHEAR'S VITAL CARE CORP		2,888	758	21%	3,646
PRECISION HEALTH SOLUTIONS		3,463	180	5%	3,643
MINUTECLINIC LLC #5214		3,122	518	14%	3,640
EXACT SCIENCES LABORATORIES, LLC		3,326	308	8%	3,634
ADVENTHEALTH CENTRA CARE KIDS LAKE MARY		3,362	271	7%	3,633
MINUTECLINIC LLC # 0514		3,174	459	13%	3,633
PROHEALTH	3	2,032	1,586	44%	3,621
MINUTECLINIC LLC #4458		3,036	581	16%	3,617
CLARITY LAB SOLUTIONS LLC		3,608	4	0%	3,612
MINUTECLINIC LLC #4415		3,059	540	15%	3,599
PARAMOUNT URGENT CARE - ORLANDO		2,540	1,051	29%	3,591
BAPTIST HEALTH SOUTH FLORIDA - BRICKELL URGENT CARE		2,964	626	17%	3,590
MINUTECLINIC LLC #7225		3,015	565	16%	3,580
ADVENT HEALTH CENTRA CARE -WINTER PARK KIDS URGENT CARE	4	3,283	288	8%	3,575
MEDEXPRESS URGENT CARE - DELAND		3,181	391	11%	3,572
STEWART ROCKLEDGE HOSPITAL	3	3,176	383	11%	3,562
VERILY LIFE SCIENCES	3	3,490	62	2%	3,555
HEALTH FIRST ADVENTHEALTH CENTRA CARE MALABAR		3,204	351	10%	3,555
MINUTECLINIC LLC #3814		3,012	533	15%	3,545
AFC PHYSICIANS OF FLORIDA		2,720	809	23%	3,529
BAPTIST HEALTH URGENT CARE AT SAWGRASS		2,934	593	17%	3,527
MINUTECLINIC, LLC #4015		2,794	700	20%	3,494
MINUTECLINIC LLC # 3686		2,952	515	15%	3,467
MEDONE PLLC		2,646	814	24%	3,460
MINUTECLINIC LLC #3257		2,884	575	17%	3,459
MEDEXPRESS URGENT CARE - VERO BEACH		3,013	446	13%	3,459
MINUTECLINIC, LLC #3204		2,857	581	17%	3,438
MIDWAY SPECIALTY CARE CENTER DIAGNOSTICS	38	3,154	239	7%	3,431
WALGREEN CO	2	3,001	388	11%	3,391
IMMOKALEE CHD		3,155	234	7%	3,389
MARION E FETHER MEDICAL CENTER, THE		3,048	286	9%	3,334
MINUTECLINIC LLC #3291		2,835	496	15%	3,331
MINUTECLINIC LLC #1055		2,733	595	18%	3,328
PRIMEHEALTH URGENT CARE INC		2,838	486	15%	3,324
BAPTIST HEALTH EMERGENCY CENTER COUNTRY WALK	1	2,814	507	15%	3,322

COVID-19: testing by laboratory

Data through Apr 20, 2021 verified as of Apr 21, 2021 at 09:25 AM

Data in this report are provisional and subject to change.

The numbers in the table below represent the number of Florida and non-Florida residents for whom test results were received by the Department of Health. A person can be tested by more than one laboratory and can have both positive and negative results. **Therefore, the sum of the numbers in each column will be larger than the total number of people tested.**

Reporting lab	Inconclusive	Negative	Positive	Percent positive	Total
BMCT Molecular Diagnostics Subsection		2,775	526	16%	3,301
MINUTECLINIC LLC #3003		2,698	598	18%	3,296
MINUTECLINIC LLC #7973		2,846	444	13%	3,290
MINUTECLINIC LLC # 3579		2,712	570	17%	3,282
BAPTIST HEALTH - CLAY		2,832	424	13%	3,256
MINUTECLINIC, LLC #5817		2,687	557	17%	3,244
SELECT LABORATORIES - MARION COUNTY, FL LLC	5	2,907	307	10%	3,219
MINUTECLINIC LLC # 7933		2,830	383	12%	3,213
MINUTECLINIC LLC #3748		2,613	592	18%	3,205
MARINERS HOSPITAL	1	2,898	305	10%	3,204
ADVENTHEALTH CENTRA CARE CONWAY		2,712	486	15%	3,198
MINUTECLINIC LLC #3705		2,818	379	12%	3,197
VA PAIN CLINIC	4	3,059	116	4%	3,179
MEMORIAL HOSPITAL PEMBROKE	3	2,814	361	11%	3,178
MINUTECLINIC LLC #3255		2,802	372	12%	3,174
PARAMOUNT URGENT CARE - OVIEDO		2,250	916	29%	3,166
MINUTECLINIC LLC #7173		2,734	424	13%	3,158
GESSLER CLINIC	2	2,178	974	31%	3,154
MINUTECLINIC LLC #5924		2,710	442	14%	3,152
ACCESS POINT HEALTHCARE URGENT & PRIMARY CARE	2	2,427	699	22%	3,128
MINUTECLINIC, LLC (CLINIC 10699)		2,697	387	13%	3,084
MINUTECLINIC LLC #5216		2,657	427	14%	3,084
MINUTECLINIC LLC #3654		2,561	515	17%	3,076
MINUTECLINIC LLC #1807		2,562	498	16%	3,060
MEDEXPRESS URGENT CARE CORAL SPRINGS		2,720	339	11%	3,059
MEDEXPRESS FORT MYERS		2,662	381	13%	3,043
MINUTECLINIC LLC #4612		2,447	544	18%	2,991
KEYS AHEC SCHOOL MEDICAL CLINIC	15	2,830	139	5%	2,984
VETERANS AFFAIRS MEDICAL CENTER - ORLANDO	1	1,343	1,636	55%	2,980
MEDIQUICK URGENT CARE CENTERS INC		2,269	710	24%	2,979
PHYSICIANS PRIMARY CARE	2	2,680	289	10%	2,971
MINUTECLINIC LLC #3285		2,581	379	13%	2,960
LAKELAND REGIONAL HEALTH PABLO		2,603	346	12%	2,949
MINUTECLINIC LLC #4024		2,583	365	12%	2,948
MINUTECLINIC LLC #6007		2,525	417	14%	2,942
NXGEN MDX LLC	6	2,608	322	11%	2,936
BAPTIST HEALTH - OAKLEAF		2,464	464	16%	2,928
HEALTH CARE DISTRICT OF PALM BEACH COUNTY	2	2,683	237	8%	2,922
MINUTECLINIC LLC #4201		2,524	386	13%	2,910
MINUTECLINIC LLC #3648		2,391	518	18%	2,909
VITRO MOLECULAR LABORATORIES	50	2,636	213	7%	2,899
STONE CLINICAL LABORATORIES		2,790	96	3%	2,886
WALGREENS ORLANDO	3	2,540	340	12%	2,883
CAREFAST+	1	2,091	780	27%	2,872
MINUTECLINIC LLC #476		2,481	387	13%	2,868
MINUTECLINIC LLC #1350		2,518	346	12%	2,864
BLUE MED CONSULTANTS		2,753	109	4%	2,862

COVID-19: testing by laboratory

Data through Apr 20, 2021 verified as of Apr 21, 2021 at 09:25 AM

Data in this report are provisional and subject to change.

The numbers in the table below represent the number of Florida and non-Florida residents for whom test results were received by the Department of Health. A person can be tested by more than one laboratory and can have both positive and negative results. **Therefore, the sum of the numbers in each column will be larger than the total number of people tested.**

Reporting lab	Inconclusive	Negative	Positive	Percent positive	Total
BAY MEDICAL CENTER SACRED HEART HEALTH SYSTEM		2,240	611	21%	2,851
MEDEXPRESS URGENT CARE - CLEWISTON		2,381	466	16%	2,847
ADVENT HEALTH - DADE CITY		2,502	344	12%	2,846
MINUTECLINIC LLC #8381		2,475	368	13%	2,843
BAPTIST HEALTHCARE - GULF BREEZE HOSPITAL	3	2,359	475	17%	2,837
AFC PHYSICIANS OF FLORIDA PA		2,296	541	19%	2,837
CHARLES AIESI CONSULTING INC	13	2,517	301	11%	2,831
MINUTECLINIC LLC #1821		2,511	309	11%	2,820
MINUTECLINIC LLC #3635		2,414	381	14%	2,795
CELESTA MEDICAL SERVICES LLC DBA - AMERICAN RESEARCH LABS		2,544	236	8%	2,780
JUPITER MEDICAL CENTER URGENT CARE		2,177	602	22%	2,779
MINUTECLINIC LLC #5157		2,414	351	13%	2,765
CITRUS MEMORIAL HOSPITAL LABORATORY		2,251	510	18%	2,761
SACRED HEART HEALTH SYSTEM, INC	1	1,871	872	32%	2,744
EMERGENCY PHYSICIANS MEDICAL CENTER		1,592	1,135	42%	2,727
MEDEXPRESS URGENT CARE BOCA RATON		2,472	248	9%	2,720
BAPTIST HEALTH SOUTH FLORIDA - MIAMI BEACH URGENT CARE		2,299	400	15%	2,699
DR G'S URGENT CARE		2,334	355	13%	2,689
MINUTECLINIC LLC #5069		2,254	433	16%	2,687
MINUTECLINIC, LLC # 4469		2,352	313	12%	2,665
AMELIA EXPRESS CARE LLC	10	2,316	334	13%	2,660
DONALD W ROBERTSON DO PA		2,078	581	22%	2,659
EMERALD COAST URGENT CARE, LLC	1	1,971	660	25%	2,632
PARRISH MEDICAL CENTER	2	2,291	327	12%	2,620
PATIENTS FIRST - THOMASVILLE ROAD		2,326	281	11%	2,607
JACKSON HOSPITAL CLINICAL LABORATORY		2,270	323	12%	2,593
ADVENT HEALTH - OCALA		2,124	447	17%	2,571
LAKE WALES MEDICAL CENTER INC		2,263	304	12%	2,567
MINUTECLINIC LLC #214		2,150	417	16%	2,567
FLORIDA MEDICAL CLINIC	3	1,175	1,385	54%	2,563
BOND URGENT CARE LLC		1,910	627	25%	2,537
MINUTECLINIC LLC #1815		2,250	272	11%	2,522
TAMPA COMMUNITY HOSPITAL		2,152	361	14%	2,513
EMERALD COAST URGENT CARE LLC		1,825	657	26%	2,482
WHOLE FAMILY HEALTH CENTER INC		1,986	475	19%	2,461
GENOME LLC	2	2,279	179	7%	2,460
NCHMD INC		2,057	382	16%	2,439
MEDEXPRESS PORT CHARLOTTE		2,174	263	11%	2,437
PHYSICIANS STAT LAB	3	1,078	1,345	55%	2,426
INTELEX LABS, LLC		2,343	79	3%	2,422
MINI ER WATERFORD LAKES, THE		2,084	337	14%	2,421
COMMUNITY HEALTH NORTHWEST FLORIDA	4	1,857	554	23%	2,415
ASCENSION SACRED HEART - GULF		1,866	544	23%	2,410
MINUTECLINIC LLC #3236		2,040	349	15%	2,389
CORE DIAGNOSTIC LABORATORIES LLC	17	2,008	330	14%	2,355
PHYSICIAN ASSOCIATES		2,070	241	10%	2,311
LEE HEALTH - COCONUT POINT CLINICAL LAB	2	1,872	433	19%	2,307

COVID-19: testing by laboratory

Data through Apr 20, 2021 verified as of Apr 21, 2021 at 09:25 AM

Data in this report are provisional and subject to change.

The numbers in the table below represent the number of Florida and non-Florida residents for whom test results were received by the Department of Health. A person can be tested by more than one laboratory and can have both positive and negative results. **Therefore, the sum of the numbers in each column will be larger than the total number of people tested.**

Reporting lab	Inconclusive	Negative	Positive	Percent positive	Total
ASSOCIATED PATHOLOGISTS, LLC	3	1,897	396	17%	2,296
OPTUM LABS LLC	1	2,080	203	9%	2,284
UNIVERSITY OF NORTH FLORIDA STUDENT HEALTH		2,173	78	3%	2,251
MINUTECLINIC LLC #3637		1,801	434	19%	2,235
PENSACOLA PEDIATRICS PA	1	2,050	177	8%	2,228
PRIMEHEALTH URGENT CARE	1	1,865	361	16%	2,227
BAPTIST HEALTH EMERGENCY CENTER AT WEST CORAL WAY		1,808	414	19%	2,222
NCH NORTHEAST	7	1,732	456	21%	2,195
FLOWERS HOSPITAL		2,003	192	9%	2,195
MEDICAL CONSULTANTS OF FLORIDA, LLC	2	1,823	325	15%	2,150
FIU-HEALTH AUXILIARY LABORATORY	6	1,991	129	6%	2,126
MARTIN HEALTH SYSTEM - ST LUCIE WEST		1,925	194	9%	2,119
MINUTECLINIC LLC #8927		1,752	325	16%	2,077
MINUTECLNIC LLC		1,812	259	13%	2,071
LITTLE PINE PEDIATRICS	1	1,787	275	13%	2,063
BARDMOOR LABORATORY	9	1,721	313	15%	2,043
GRAVITY DIAGNOSTICS, LLC	6	1,855	181	9%	2,042
STATMED OCALA	7	1,832	195	10%	2,034
GENUS3		1,959	74	4%	2,033
DOC SMILEYS URGENT CARE LLC		1,656	369	18%	2,025
MINUTECLINIC LLC #5187		1,756	260	13%	2,016
ADVANCED MEDICAL OF NAPLES LLC		1,788	218	11%	2,006
WILLIAM OWEN PASS PARK		1,738	257	13%	1,995
BAYFRONT HEALTH - CITRUS HILLS		1,762	226	11%	1,988
ARCPOINT LABS		1,389	598	30%	1,987
WHITE WILSON MEDICAL CENTER		594	1,377	70%	1,971
DOC SMILEY'S URGENT CARE		1,706	247	13%	1,953
MEDFAST URGENT CARE CENTERS LLC	2	608	1,330	69%	1,940
MINUTECLINIC, LLC #3245		1,559	360	19%	1,919
BIO-TECH CLINICAL LABORATORIES INC		1,630	259	14%	1,889
LABORATORY SPECIALISTS OF MICHIGAN		1,551	329	18%	1,880
BROWNWOOD CARE CENTER		1,645	229	12%	1,874
MIAMI JEWISH HEALTH SYSTEMS		1,793	79	4%	1,872
GENESIS LABORATORY MANAGEMENT	14	1,589	246	13%	1,849
READY RESPONDERS FLORIDA, PLLC		1,596	251	14%	1,847
HEALTH CENTRAL CLINICAL LABORATORY		1,621	225	12%	1,846
KETAMINE HEALTH CENTERS LLC	1	1,661	152	8%	1,814
NEIGHBORHOOD MEDICAL CENTER INC	17	1,597	185	10%	1,799
ED FRASER MEMORIAL HOSPITAL		1,538	251	14%	1,789
IGENOMIX USA LLC	52	1,547	162	9%	1,761
RIVER TOWN DIAGNOSTIC LLC		1,470	286	16%	1,756
TOM LEE COMMUNITY HEALTH CENTER	1	1,201	548	31%	1,750
SPARROW HEALTHCARE	2	1,490	254	15%	1,746
PROJECT HEALTH, INC SUMTERVILLE	5	1,420	310	18%	1,735
NORTH SHORE LONG ISLAND JEWISH HEALTH	1	1,640	93	5%	1,734
Community_Health		1,533	199	11%	1,732
OPTUMCARE FLORIDA LLC		1,427	297	17%	1,724

COVID-19: testing by laboratory

Data through Apr 20, 2021 verified as of Apr 21, 2021 at 09:25 AM

Data in this report are provisional and subject to change.

The numbers in the table below represent the number of Florida and non-Florida residents for whom test results were received by the Department of Health. A person can be tested by more than one laboratory and can have both positive and negative results. **Therefore, the sum of the numbers in each column will be larger than the total number of people tested.**

Reporting lab	Inconclusive	Negative	Positive	Percent positive	Total
PATIENTS FIRST LAKE ELLA MEDICAL CENTER		1,553	166	10%	1,719
SUNRISE URGENT CARE ASSOCIATES LLC D/B/A	9	1,186	503	30%	1,698
LABTECH DIAGNOSTIC		1,404	291	17%	1,695
JW PLASTIC SURGERY		1,449	244	14%	1,693
SHELL POINT NURSING PAVILION	1	1,608	77	5%	1,686
PROHEALTH MEDICAL CLINIC		1,045	637	38%	1,682
ER QUICKCARE PL		1,450	228	14%	1,678
BAPTIST HEALTH SOUTH FLORIDA - KEY BISCANE URGENT CARE EXPRESS		1,425	193	12%	1,618
MEDEXPRESS URGENT CARE - JAX ATLANTIC BLVD		1,397	220	14%	1,617
ELLENTON URGENT CARE		1,379	237	15%	1,616
FLORIDA DEPARTMENT OF HEALTH IN POLK COUNTY	2	1,225	387	24%	1,614
OPTEO LABORATORY		1,571	35	2%	1,606
VRL EUROFINs		1,562	40	2%	1,602
APALACHEE CORRECTIONAL INSTITUTION EAST UNIT		1,565	26	2%	1,591
PEDIATRIC HEALTH CARE ALLIANCE - NORTHDALe		1,445	141	9%	1,586
QUICK CARE MED		1,265	316	20%	1,581
ASSURANCE SCIENTIFIC LABORATORIES	1	1,296	283	18%	1,580
FIRST QUALITY LABORATORY		1,481	99	6%	1,580
BAPTIST HEALTH SOUTH FLORIDA - COUNTRY WALK URGENT CARE EXPRESS		1,332	245	16%	1,577
MELBOURNE MEDICAL LABORATORY	2	1,367	204	13%	1,573
ADVENTHEALTH CENTRA CARE TRINITY		1,353	209	13%	1,562
BROAD INSTITUTE CLINICAL SEQUENCING RESEARCH PLATFORM	14	1,487	54	3%	1,555
PARAMOUNT URGENT CARE - CLERMONT		872	683	44%	1,555
UNIVERSITY OF ALABAMA AT BIRMINGHAM		1,506	48	3%	1,554
BIOCERNA LLC	9	1,367	166	11%	1,542
ST ANNES NURSING CENTER		1,483	33	2%	1,516
INNOVATIVE TRANSFUSION MEDICINE, INC	11	1,326	179	12%	1,516
CAREMED CLINIC LLC	1	1,214	300	20%	1,515
ABSOLUTE GENOMICS	2	1,286	225	15%	1,513
PARAMOUNT URGENT CARE VILLAGES		953	544	36%	1,497
BAPTIST HEALTHCARE - JAY HOSPITAL	3	1,120	373	25%	1,496
PALM BAY HOSPITAL CLINICAL LABORATORY		1,091	397	27%	1,488
CAREFAST MURABELLA		978	505	34%	1,483
AMERICAN SCIENTIFIC LABORATORIES LLC		1,458	24	2%	1,482
UHEALTH CLINIC AT WALGREENS		1,198	281	19%	1,479
SMA LAB	12	1,296	159	11%	1,467
MYTEST DIAGNOSTICS		1,394	69	5%	1,463
NYU HOSPITALS CENTER CLINICAL LABORATORIES		1,412	47	3%	1,459
ST. LUCIE MEDICAL CTR.		1,442	14	1%	1,456
ADVANCE MEDICAL OF NAPLES		327	1,124	77%	1,451
TREASURE COAST MEDICAL ASSOCIATES INC		747	704	49%	1,451
EUROFINs NTD, LLC		1,399	45	3%	1,444
UHEALTH DEERFIELD BEACH/UMSYLVESTER DEERFIELD BEACH LABORATORY	3	1,380	55	4%	1,438
TEMPUS CLINICAL LABORATORY	10	1,267	154	11%	1,431
PATIENTS CHOICE LABORATORIES		831	592	42%	1,423
PRIMARY CARE SOUTH INC		940	481	34%	1,421
CREEKSIDe CARE CENTER	1	1,229	180	13%	1,410

COVID-19: testing by laboratory

Data through Apr 20, 2021 verified as of Apr 21, 2021 at 09:25 AM

Data in this report are provisional and subject to change.

The numbers in the table below represent the number of Florida and non-Florida residents for whom test results were received by the Department of Health. A person can be tested by more than one laboratory and can have both positive and negative results. **Therefore, the sum of the numbers in each column will be larger than the total number of people tested.**

Reporting lab	Inconclusive	Negative	Positive	Percent positive	Total
COASTAL LABORATORIES	1	1,120	287	20%	1,408
NORTH VISTA HOSPITAL LABORATORY		1,178	214	15%	1,392
AMELIA EXPRESS CARE	1	772	618	44%	1,391
ADDICTION LABS OF AMERICA	3	1,295	82	6%	1,380
ASCENSION ST VINCENT'S - SOUTHSIDE		1,308	49	4%	1,357
COLLIER URGENT CARE CENTERS CREEKSIDE		1,198	158	12%	1,356
VAVA PARTNERS LLC		528	822	61%	1,350
LPG COCONUT POINT		1,101	221	17%	1,322
LAB24 INC	3	643	676	51%	1,322
XPRESS URGENT CARE	4	1,109	202	15%	1,315
PROJECT HEALTH INC	4	1,119	189	14%	1,312
HOLIDAY CVS LLC DBA CVSPHARMACY #5155		1,230	67	5%	1,297
NORTH FLORIDA PEDIATRICS - LAKE CITY		1,075	221	17%	1,296
PALM HARBOR PHARMACY		1,117	169	13%	1,286
PALM BEACH ATLANTIC UNIVERSITY		1,242	42	3%	1,284
NAPLES URGENT CARE	1	839	439	34%	1,279
PEDIATRICS OF CENTRAL FLORIDA PA	20	1,184	65	5%	1,269
SOLARIS HEALTHCARE PALATKA		1,157	106	8%	1,263
ST PETERSBURG PEDIATRICS	1	1,135	124	10%	1,260
NORTH FLORIDA PEDIATRICS-TALLAHASSEE	1	1,152	103	8%	1,256
ACCESS MEDICAL LABS		747	509	41%	1,256
GROWING TOGETHER PEDIATRICS LLC		1,186	68	5%	1,254
ADVANCED DIAGNOSTIC LABORATORY		1,204	47	4%	1,251
CARENOW URGENT CARE - FORT PIERCE		890	360	29%	1,250
STAGEZERO LIFE SCIENCES INC	4	1,141	104	8%	1,249
USF MORSANI CENTER FOR ADVANCED HEALTH CARE		1,084	148	12%	1,232
PROFESSIONAL HEALTH EXAMINERS DBA PROHEALTH	1	1,002	226	18%	1,229
COASTAL PEDIATRIC GROUP		1,060	160	13%	1,220
CLINICORE		1,124	91	7%	1,215
EPN URGENT CARE NAPLES	2	792	409	34%	1,203
ARCPPOINT LABS OF CORAL SPRINGS FL		992	202	17%	1,194
MINUTE CLINIC INCORPORATE		1,137	42	4%	1,179
CATALYST WALK IN CLINIC		934	234	20%	1,168
CAPE CANAVERAL HOSPITAL		866	297	26%	1,163
PENSACOLA PEDIATRICS PA - TIGER POINT	24	1,012	120	10%	1,156
INTERLACHEN PEDIATRICS PA		1,081	62	5%	1,143
EAST LAKE PEDIATRICS		1,006	129	11%	1,135
CAPSTONE HEALTHCARE		802	330	29%	1,132
STEWART REFERENCE LABORATORY	1	611	515	46%	1,127
VERITAS GENETICS	61	945	119	11%	1,125
INTERLACHEN PEDIATRICS		1,079	43	4%	1,122
EMERALD COAST PEDIATRICS		1,058	57	5%	1,115
FISHERMENS HOSPITAL CLINICAL LAB		1,019	94	8%	1,113
TYNDALL AIR FORCE BASE		902	210	19%	1,112
CLARITY LABS		1,005	106	10%	1,111
HALIFAX MEDICAL CENTER-PORT ORANGE LAB		956	154	14%	1,110
MEDLAB DIAGNOSTICS, LLC		1,027	82	7%	1,109

COVID-19: testing by laboratory

Data through Apr 20, 2021 verified as of Apr 21, 2021 at 09:25 AM

Data in this report are provisional and subject to change.

The numbers in the table below represent the number of Florida and non-Florida residents for whom test results were received by the Department of Health. A person can be tested by more than one laboratory and can have both positive and negative results. **Therefore, the sum of the numbers in each column will be larger than the total number of people tested.**

Reporting lab	Inconclusive	Negative	Positive	Percent positive	Total
GENEIQ		1,043	64	6%	1,107
SPEARHEAD MEDICAL		1,000	103	9%	1,103
PRIMARY CARE OF THE TREASURE COAST		966	135	12%	1,101
XYZ LABORATORY	8	942	146	13%	1,096
PROFESSIONAL HEALTH EXAMINERS		939	148	14%	1,087
HENDRY REGIONAL MEDICAL CENTER CLINICAL LABORATORY		809	258	24%	1,067
AMERICAN FAMILY CARE PENSACOLA WEST		533	533	50%	1,066
BETHESDA HEALTH URGENT CARE		902	162	15%	1,064
MINUTECLINIC, LLC DBA MINUTECLINIC #4717		1,020	42	4%	1,062
RAINBOW RIVER MEDICAL LABORATORY		978	83	8%	1,061
CYPRESS VILLAGE	1	1,030	27	3%	1,058
LENCO MEDICAL LABORATORY		1,001	56	5%	1,057
NORTH OKALOOSA MEDICAL CENTER		699	344	33%	1,043
VRL EUROFINs - DALLAS		1,011	13	1%	1,024
WOODLANDS MEDICAL SPECIALISTS		756	263	26%	1,019
CARE ONE OF FLORIDA LLC		724	294	29%	1,018
ALTAMONTE MD		799	219	22%	1,018
THE HEALTH CENTER OF PLANT CITY		936	77	8%	1,013
ADVENTHEALTH EXPRESS CARE AT WALGREENS		879	131	13%	1,010
PHAROS HEALTH		756	253	25%	1,009
VERITOR		850	158	16%	1,008
6TH MEDICAL GROUP - MCDILL AFB	1	941	54	5%	996
VIERA HOSPITAL, INC		803	192	19%	995
CHILDRENS MEDICAL ASSOCIATION		904	88	9%	992
C.W. BILL YOUNG VA MEDICAL CENTER	1	22	968	98%	991
LOOP PEDIATRICS PA	3	835	153	15%	991
NORTH FLORIDA PEDIATRICS PA - SUWANNEE	3	859	129	13%	991
LAKELAND REGIONAL HEALTH - PWC/OB		36	954	96%	990
BREVARD HEALTH ALLIANCE INC, THE		930	57	6%	987
BAPTIST HEALTH - MD ANDERSON CANCER CENTER		980	5	1%	985
COVANCE CLINICAL RESEARCH UNIT INC		951	26	3%	977
FG RAPID RESULTS	5	623	348	36%	976
SPRING HILL HEALTH AND REHABILITATION CENTER		945	26	3%	971
NORTH FLORIDA MEDICAL GROUP		819	152	16%	971
BREVARD HEALTH ALLIANCE		677	290	30%	967
UNIVERSITY OF WEST FLORIDA STUDENT HEALTH SERVICES	1	837	127	13%	965
HISTOPATHOLOGY SERVICES, LLC		855	107	11%	962
FAST TRACK URGENT CARE CENTER		4	954	100%	958
NORTH SHORE LIJ URGENT CARE PC		903	55	6%	958
MOLECULAR TESTING LABS		862	89	9%	951
CVS HEALTH		748	201	21%	949
NORTH FLORIDA PEDIATRICS PA	2	825	117	12%	944
JACKSONVILLE BEACH PEDIATRIC CARE CENTER		871	67	7%	938
E-LAB OF FLORIDA		860	78	8%	938
ENCOMPASS HEALTH		915	22	2%	937
CONSULATE HEALTH CARE OF NEW PORT RICHEY	2	806	126	13%	934
INTEGRITY LABORATORIES, LLC	4	761	165	18%	930

COVID-19: testing by laboratory

Data through Apr 20, 2021 verified as of Apr 21, 2021 at 09:25 AM

Data in this report are provisional and subject to change.

The numbers in the table below represent the number of Florida and non-Florida residents for whom test results were received by the Department of Health. A person can be tested by more than one laboratory and can have both positive and negative results. **Therefore, the sum of the numbers in each column will be larger than the total number of people tested.**

Reporting lab	Inconclusive	Negative	Positive	Percent positive	Total
DEPARTMENT OF CLINICAL LABS	1	905	20	2%	926
TACACHALE CLINICAL LABORATORY	1	876	49	5%	926
GENE TOX WORLDWIDE	60	736	125	14%	921
Point of Care Testing	1	125	793	86%	919
DOCTOR'S MEMORIAL HOSPITAL		751	165	18%	916
ABBOTT LABORATORIES		795	120	13%	915
LEE COUNTY EMERGENCY MEDICAL SERVICE	1	791	123	13%	915
PENSACOLA PEDIATRICS	2	814	93	10%	909
LAB DOCTOR		792	116	13%	908
FAMILY HEALTH CENTERS OF SOUTHWEST FLORIDA INC		810	97	11%	907
24 HOUR PEDIATIC CARE CENTER	4	841	61	7%	906
BERNHARDT LABORATORIES	2	811	83	9%	896
REDI MED LLC		727	169	19%	896
EAST LAKE PEDIATRICS PA		818	77	9%	895
NCHMD, INC SOUTHEAST IMMEDIATE CARE		684	196	22%	880
MIDWAY SPECIATLY CARE CENTER	3	653	222	25%	878
CALHOUN LIBERTY HOSPITAL		710	168	19%	878
DAIRY ROAD URGENT CARE	2	733	142	16%	877
PALM GARDEN OF PORT SAINT LUCIE		863	12	1%	875
COASTAL PHYSICIANS, LLC		706	166	19%	872
SOLARIS HEALTHCARE CHARLOTTE HARBOR		814	53	6%	867
Tampa Lakes Health and Rehabilitation Center	2	787	73	8%	862
Fernandina Beach Rehabilitation and Nursing Center	1	842	19	2%	862
MINUTECLINIC LLC, #10357		855	6	1%	861
FAMILY HEALTH CENTERS OF SWF LABS	2	746	109	13%	857
CRUCIAL CARE EMERGENCY MEDICINE DOCTORS		683	170	20%	853
Victoria Nursing and Rehabilitation Center		798	54	6%	852
PRIMARY CARE SERVICES AT ST ANDREWS ESTATES		845	2	0%	847
PALACE NURSING HOME & REHAB CENTER		803	42	5%	845
AUGUSTUS LABS LLC		696	148	18%	844
CENTRAL FLORIDA HEALTH CARE INC		714	118	14%	832
ANY LAB TEST NOW	1	565	266	32%	832
FLORIDA GULF COAST UNIVERSITY		634	196	24%	830
CLINICAL PATHOLOGY LABS INC		744	86	10%	830
SOUTHEAST ALABAMA MEDICAL CENT		767	56	7%	823
PRIMARY CARE SERVICES AT INDIAN RIVER ESTATES		798	25	3%	823
RESTORE HEALTH URGENT CARE		662	161	20%	823
PEBBLEBROOK PHARMACY	1	689	132	16%	822
LIFE CARE CENTER OF NEW PORT RICHEY		784	37	5%	821
FLORIDA HOSPITAL ORLANDO		743	74	9%	817
ASAP LABS LLC	7	655	151	19%	813
PEDIATRIC HEALTHCARE ALLIANCE		766	46	6%	812
ASCENSION ST VINCENT'S - CLAY		775	35	4%	810
MILLER BIOCONNECT		736	74	9%	810
DYNIX DIAGNOSTICS	2	528	278	34%	808
EXPRESS PHARMACY		747	59	7%	806
POINT WASHINGTON MEDICAL CLINIC	1	596	209	26%	806

COVID-19: testing by laboratory

Data through Apr 20, 2021 verified as of Apr 21, 2021 at 09:25 AM

Data in this report are provisional and subject to change.

The numbers in the table below represent the number of Florida and non-Florida residents for whom test results were received by the Department of Health. A person can be tested by more than one laboratory and can have both positive and negative results. **Therefore, the sum of the numbers in each column will be larger than the total number of people tested.**

Reporting lab	Inconclusive	Negative	Positive	Percent positive	Total
GOLDEN GATE FAMILY CLINIC		332	473	59%	805
FLAGLER COUNTY HEALTH DEPARTMENT	3	624	177	22%	804
NORTH FL SOUTH GA HCS-LAKE CITY		781	21	3%	802
AMERICAN MEDICAL RESPONSE		793	8	1%	801
NITE LITE PEDIATRICS		234	564	71%	798
TELESCOPE HEALTH LLC	4	671	121	15%	796
NONE		308	487	61%	795
ADVENTHEALTH MEDICAL GROUP PROMPT CARE		572	221	28%	793
VITAS HEALTHCARE CORPORATION OF FLA	1	786	5	1%	792
AFC URGENT CARE CLEARWATER	1	171	619	78%	791
WHITE-WILSON MEDICAL CENTER - FORT WALTON BEACH		766	23	3%	789
GULF COAST VILLAGE		740	41	5%	781
CITY MEDICAL OF NEW JERSEY, PC		702	72	9%	774
Southern Oaks Care Center	1	733	38	5%	772
MOORINGS PARK INSTITUTE, INC, THE		741	31	4%	772
VENICE REGIONAL BAYFRONT HEALTH (PULMONARY)		637	134	17%	771
PALM GARDEN OF VERO BEACH		720	49	6%	769
MEDICAL CENTER OF DELTONA, INC		654	114	15%	768
WILLOWBROOKE COURT AT EDGEWATER POINTE ESTATES		755	9	1%	764
KENDALL HEALTHCARE PROPERTIES DBA	2	731	28	4%	761
ETHOS WELLNESS PHARMACY		710	49	6%	759
BOND CLINIC PA PEDIATRICS DEPT		702	53	7%	755
ORLANDO HEALTH AND REHAB CENTER		707	45	6%	752
NORTHEAST FLORIDA NEUROLOGY CLINICS, INC		637	113	15%	750
BOND AND STEELE CLINIC PA		542	207	28%	749
ADVENT HEALTH LAB - ORLANDO		434	308	42%	742
BRISTOL AT TAMPA, THE	4	721	17	2%	742
CARITHERS PEDIATRIC GROUP		683	59	8%	742
BOCA GRANDE HEALTH CLINIC		701	40	5%	741
SANTA ROSA MEDICAL GROUP		575	166	22%	741
PHYSICIANS STAT LAB INC		647	91	12%	738
MAIN STREET MEDICAL CENTER		208	529	72%	737
ORANGE BLOSSOM FAMILY HEALTH		697	38	5%	735
TOTAL RENAL LABORATORIES INC DBA DAVITA LABS	1	624	110	15%	735
J AND G MEDICAL GROUP LLC		601	131	18%	732
CLINICAL ENTERPRISE, INC		701	24	3%	725
WHITE WILSON MEDICAL CENTER PA - NAVARRE		600	124	17%	724
MOUNT SINAI LABORATORY		687	35	5%	722
PEDIATRIC HEALTHCARE ALLIANCE PA		663	58	8%	721
Crestview Rehabilitation Center	5	585	129	18%	719
BHA CENTRAL COUNTY CLINIC		643	76	11%	719
DISNEY COVID TEST SITE		703	15	2%	718
LIFE CARE CENTER OF PENSACOLA		667	49	7%	716
GRAND COURT TAMPA		701	4	1%	705
BUFFALO CROSSING HEALTHCARE & REHABILITATION CTR		687	16	2%	703
MEDONE URGENT CARE CENTER		477	223	32%	700
ARTHREX MEDICAL CENTER	1	558	139	20%	698

COVID-19: testing by laboratory

Data through Apr 20, 2021 verified as of Apr 21, 2021 at 09:25 AM

Data in this report are provisional and subject to change.

The numbers in the table below represent the number of Florida and non-Florida residents for whom test results were received by the Department of Health. A person can be tested by more than one laboratory and can have both positive and negative results. **Therefore, the sum of the numbers in each column will be larger than the total number of people tested.**

Reporting lab	Inconclusive	Negative	Positive	Percent positive	Total
PREMIER MEDICAL LABORATORY SERVICES	2	468	225	32%	695
MANOR PINES CONVALESCENT CENTER LLC	1	670	23	3%	694
NCH HEALTHCARE SYSTEM MICROBIOLOGY LAB		2	691	100%	693
LIFE CARE CENTER OF ORANGE PARK		659	32	5%	691
RAINBOW PEDIATRIC CENTER PA		648	43	6%	691
THE PRESERVE		679	10	1%	689
GULF COAST MOLECULAR LABORATORIES	13	571	104	15%	688
JOHN KNOX VILLAGE HEALTH CENTER		659	28	4%	687
SUWANNEE HEALTH AND REHABILITATION CENTER		682	5	1%	687
NATURE COAST MEDICAL GROUP		563	120	18%	683
FORT MYERS INTERNAL MEDICINE, LLC		616	66	10%	682
BALDWIN PEDIATRICS	1	649	31	5%	681
MEDICAL FP – WHOLE FAMILY HEALTH CENTER		557	120	18%	677
TREE HOUSE PEDIATRICS PLLC		606	68	10%	674
DIAMOND RIDGE HEALTH AND REHABILITATION		639	35	5%	674
MANOR CARE HEALTH SERVICES - FT MYERS		647	26	4%	673
MINI ER ADULT AND PEDIATRIC URGENT CARE		574	98	15%	672
EDEN SPRINGS NURSING AND REHAB CENTER		561	111	17%	672
LIFEBRITE	2	451	218	32%	671
VETERANS AFFAIRS MEDICAL CENTER	1	45	623	93%	669
NCH HEALTHCARE BONITA		526	141	21%	667
HOLMES REGIONAL MEDICAL CENTER		11	655	98%	666
MEDONE URGENT CARE AT ST. AUGUSTINE		225	438	66%	663
CHURCH OF SCIENTOLOGY FLAG SERVICE ORGANIZATION		647	15	2%	662
CLEWISTON NURSING AND REHABILITATION CENTER		647	14	2%	661
ST JOHN'S NURSING CENTER		637	24	4%	661
CHILDRENS CLINIC WEST FLORIDA PEDIATRICS		603	54	8%	657
POINT OF CARE TESTING SITE		630	26	4%	656
GOLDEN GLADES NURSING & REHABILITATION CTR		636	19	3%	655
CLIFFORD CHESTER SIMS STATE VETERANS		643	12	2%	655
PALM GARDEN OF CLEARWATER		637	18	3%	655
VITAS HEALTHCARE CORP OF CENTRAL FL		626	25	4%	651
DXTERITY DIAGNOSTICS	2	610	38	6%	650
MAVERICK LABS		461	189	29%	650
LIFE CARE CENTER OF HILLIARD		626	22	3%	648
MAYFLOWER ASSISTED LIVING		641	7	1%	648
WILLOW BROOKE COURT AT INDIAN RIVER ESTATES		601	45	7%	646
Signature HealthCare Center of Waterford		609	35	5%	644
MID-FLORIDA PATHOLOGY		480	164	25%	644
SHORE ACRES CARE CENTER		599	40	6%	639
EMERALD SHORES HEALTH AND REHABILITATION		540	97	15%	637
NSPIRE HEALTHCARE MIAMI LAKES	8	614	15	2%	637
SAINTS 120 LLC	1	598	34	5%	633
PHYSICIANS PRIMARY CARE LAB	1	552	77	12%	630
HMA SANTA ROSA MEDICAL CENTER LLC DBA		506	123	20%	629
SEMINOLE NURSING PAVILION		620	8	1%	628
VETERANS AFFAIRS MEDICAL CENTER - JAMES A HALEY			628	100%	628

COVID-19: testing by laboratory

Data through Apr 20, 2021 verified as of Apr 21, 2021 at 09:25 AM

Data in this report are provisional and subject to change.

The numbers in the table below represent the number of Florida and non-Florida residents for whom test results were received by the Department of Health. A person can be tested by more than one laboratory and can have both positive and negative results. **Therefore, the sum of the numbers in each column will be larger than the total number of people tested.**

Reporting lab	Inconclusive	Negative	Positive	Percent positive	Total
WATSON THERAPEUTICS INC	1	592	34	5%	627
BAPTIST PRIMARY CARE	2	508	116	19%	626
BALDOMERO LOPEZ STATE VETERANS NURSING HOME	2	614	5	1%	621
OCALA FAMILY MEDICAL CENTER INC	2	540	77	12%	619
SEBASTIAN RIVER MEDICAL CENTER	3	441	175	28%	619
SIGNATURE HEALTHCARE OF BROOKWOOD GARDENS		609	10	2%	619
QUOTIENT SCIENCES		596	22	4%	618
SABAL PALMS HEALTH AND REHAB		565	53	9%	618
CONSULATE HEALTHCARE OF VERO BEACH	14	521	83	13%	618
VALENCIA HILLS HEALTH AND REHABILITATION CENTER		602	15	2%	617
RUSKIN HEALTH CENTER	1	378	233	38%	612
ADVENT HEALTH - DELTONA ER		512	100	16%	612
HEARTLAND PEDIATRICS OF LAKE WALES		553	58	9%	611
HOLY CROSS HOSPITAL		12	598	98%	610
PALM GARDEN OF TAMPA		579	30	5%	609
CONTINENTAL CLINICAL RESEARCH, LLC		538	70	12%	608
AMERICA'S PHARMACY LLC		537	71	12%	608
APLS SERVICES LLC D/B/A CLEAR DIAGNOSTICS	13	583	10	2%	606
MANOR CARE NURSING CENTER OF SARASOTA FL LLC		517	87	14%	604
CHILDRENS MEDICAL ASSOCIATION PA		535	68	11%	603
AFC URGENT CARE FAMILY CARE			601	100%	601
EXPRESS URGENT CARE LLC		1	600	100%	601
PATIENTS FIRST - MAHAN DRIVE		164	436	73%	600
DASCENA, INC	3	537	60	10%	600
VILLA MARIA NURSING & REHAB CENTER INC	1	581	16	3%	598
THERADOC		152	444	74%	596
HARBOUR HEALTH CENTER		578	17	3%	595
MICHAEL A MIDDLETON MD PA		562	32	5%	594
BROOKDALE FORT MYERS CYPRESS LAKE		590	2	0%	592
SOLARIS HEALTHCARE LAKE CITY		490	101	17%	591
SOUTHERN LABORATORY SERVICES OF NWF		551	38	6%	589
FHMG FLORIDA HOSPITAL MEDICAL GROUP		543	44	7%	587
PALMETTO FAMILY HEALTHCARE	1	382	204	35%	587
SHORELINE PHYSICIAN GROUP		364	222	38%	586
Plantation Bay Rehabilitation Center		562	24	4%	586
NAPLES CHILDREN'S URGENT CARE		514	70	12%	584
PIONEER CLINICAL LAB LLC		475	108	19%	583
FLORIDA HOSPITAL WAUCHULA		436	146	25%	582
UNIVERSITY OF TAMPA INC, THE		561	21	4%	582
URGENT CARE EXPRESS LLC		234	344	60%	578
Palm Garden of Ocala		478	99	17%	577
PRINCIPLE LABORATORY	8	552	16	3%	576
WELL-BEING MEDICAL CENTER PLLC		521	54	9%	575
AFC URGENT CARE SEMINOLE	1		573	100%	574
TENNESSEE DOH - NASHVILLE	2	504	66	12%	572
MEDICAL VB		451	121	21%	572
AFC URGENT CARE		163	407	71%	570

COVID-19: testing by laboratory

Data through Apr 20, 2021 verified as of Apr 21, 2021 at 09:25 AM

Data in this report are provisional and subject to change.

The numbers in the table below represent the number of Florida and non-Florida residents for whom test results were received by the Department of Health. A person can be tested by more than one laboratory and can have both positive and negative results. **Therefore, the sum of the numbers in each column will be larger than the total number of people tested.**

Reporting lab	Inconclusive	Negative	Positive	Percent positive	Total
ECCOLAB GROUP	1	148	418	74%	567
CARE ONE OF FLORIDA	1	406	160	28%	567
MANOR OAKS NURSING & REHAB CENTER	5	559	2	0%	566
HOPE HOSPICE AND COMMUNITY SERVICES INC	14	531	21	4%	566
FLORIDA HOSPITAL MEDICAL GROUP		335	230	41%	565
FLORIDA DEPARTMENT OF HEALTH IN CALHOUN COUNTY		431	134	24%	565
INTERNAL MEDICINE & PEDIATRICS OF TAMPA BAY PA		489	76	13%	565
FOUNTAIN MANOR HEALTH AND REHAB CENTER	1	542	20	4%	563
PREMIER MEDICAL CENTER LLC	11	524	28	5%	563
AFC URGENT CARE TYRONE		4	558	99%	562
NEMOURS CHILDERN'S HOSPITAL		453	108	19%	561
HEALTH CENTER AT BRENTWOOD	1	514	46	8%	561
NEW YORK HOSPITAL LABORATORIES	1	542	15	3%	558
PALM GARDEN OF JACKSONVILLE☐	2	473	80	14%	555
The Manor at Blue Water Bay		495	60	11%	555
DOH – INDIAN RIVER		465	90	16%	555
The Sands at South Beach		549	4	1%	553
RICARDO NAVARRO DO PA		469	83	15%	552
ARCPOINTS LABS		484	68	12%	552
VETERANS AFFAIRS MEDICAL CENTER - GAINESVILLE		3	548	99%	551
VETERANS AFFAIRS MEDICAL CENTER - BAY PINES		18	530	97%	548
VITAE DIAGNOSTICS		534	13	2%	547
NCF DIAGNOSTICS & DNA TECHNOLOGIES	15	213	318	58%	546
THE PALACE AT HOMESTEAD	1	523	21	4%	545
COASTAL URGENT CARE		428	116	21%	544
DOCTORS CENTER,THE		432	111	20%	543
QUALITOX LABORATORIES		358	183	34%	541
MEMORIAL PEMBROKE 24/7 CARE CENTER		415	126	23%	541
FIRST CHOICE PEDIATRICS		434	107	20%	541
WEST GABLES HEALTH CARE CENTER		529	11	2%	540
WELL HEALTH WORKS	1	487	49	9%	537
LAUDERDALE NURSING CENTER LLC	1	516	19	4%	536
RIVER GARDEN HEBREW HOME FOR THE AGED		480	56	10%	536
FLOMEDILAB		300	235	44%	535
SUNSHINE URGENT CARE LLC		380	154	29%	534
NURSING PLUS OF BROWARD LLC	1	511	22	4%	534
ADVENTHEALTH MEDICAL GROUP PROMPT CAR	1	393	139	26%	533
SANDBAY URGENT CARE		433	100	19%	533
EXPERTUS LABORATORIES INC		447	86	16%	533
ADVENT HEALTH - WESTCHASE ER		460	72	14%	532
CITRUS NURSING CENTER LLC		482	47	9%	529
JACKSON MEMORIAL PERDUE MEDICAL CENTER		500	28	5%	528
MED FAST URGENT CARE CENTER		260	268	51%	528
MEDICAL CENTER CLINIC-IMMEDIATE CARE	1	423	104	20%	528
ANCIENT CITY PEDIATRICS	1	504	22	4%	527
JACKSON MEMORIAL LONG TERM CARE CENTER		495	32	6%	527
BENTON PEDIATRICS INC		473	54	10%	527

COVID-19: testing by laboratory

Data through Apr 20, 2021 verified as of Apr 21, 2021 at 09:25 AM

Data in this report are provisional and subject to change.

The numbers in the table below represent the number of Florida and non-Florida residents for whom test results were received by the Department of Health. A person can be tested by more than one laboratory and can have both positive and negative results. **Therefore, the sum of the numbers in each column will be larger than the total number of people tested.**

Reporting lab	Inconclusive	Negative	Positive	Percent positive	Total
LIFE CARE CENTER OF PALM BAY		493	28	5%	521
STEWARD SEBASTIAN RIVER MEDICAL CENTER		462	57	11%	519
NORTH FLORIDA REHABILITATION & SPECIALTY CARE		511	7	1%	518
DBI HEALTH INC		502	15	3%	517
HERON POINTE HEALTH AND REHABILITATION	1	513	3	1%	517
FLORIDA DEPARTMENT OF HEALTH CLAY COUNTY	1	417	99	19%	517
Good Samaritan Society Kissimmee Village		450	65	13%	515
PEDIATRICS IN BREVARD PA		456	59	11%	515
ENZO CLINICAL LABS INC	3	486	26	5%	515
HILLCREST HEALTH CARE & REHABILITATION CENTER	3	497	15	3%	515
MEDFAST URGENT CARE CENTERS		231	283	55%	514
Palm Garden of Largo		510	4	1%	514
BROWARD PARTNERSHIP	6	500	8	2%	514
CHAUTAUQUA REHABILITATION AND NURSING CENTER		503	10	2%	513
PALM GARDEN OF WINTER HAVEN	3	493	16	3%	512
SUSANNA WESLEY HEALTH CENTER		473	37	7%	510
Solaris Healthcare Daytona	2	460	48	9%	510
LITTLE PINE PEDIATRICS PLLC	3	446	61	12%	510
HOSPICE OF THE FLORIDA SUNCOAST,THE		504	5	1%	509
ADVENT HEALTH - TIMBERRIDGE ER		428	80	16%	508
CARENOW	2	284	222	44%	508
ORLANDO HEALTH CENTER FOR REHABILITATION		493	14	3%	507
ST CLOUD REGIONAL MEDICAL CENTER CLINICAL LAB		394	113	22%	507
PARKLANDS FACILITY INC	4	459	42	8%	505
ADDINGTON PLACE AT WELLINGTON GREEN		493	11	2%	504
SOLARIS HEALTHCARE OSCEOLA		478	25	5%	503
FLORIDA HOSPITAL HEARTLAND MED CTR LAKE PLACID		391	112	22%	503
FLO-MEDILAB SERVICES LLC		194	308	61%	502
GANDY CROSSING CARE CENTER	1	484	16	3%	501
MANOR AT CARPENTERS		468	32	6%	500
CLINICAL PATHOLOGY LABS		388	111	22%	499
ASCEND CLINICAL	7	415	76	15%	498
Ocala Health and Rehabilitation Center		475	23	5%	498
PW WINDERMERE SUBTENANT LLC		495	3	1%	498
PORT SAINT LUCIE HOSPITAL		489	9	2%	498
NORTH FLORIDA RETIREMENT VILLAGE		494	3	1%	497
ORLANDO VA MEDICAL CENTER		2	495	100%	497
MAGNOLIA FAMILY URGENT CARE		449	47	9%	496
GOOD SAMARITAN CENTER		490	3	1%	493
MEMPHIS PATHOLOGY LABORATORY	5	463	23	5%	491
STARKE FAMILY MEDICAL CENTER		398	93	19%	491
PALM BEACH COUNTY FIREFIGHTERS HEALTH CLINIC, LLC		416	75	15%	491
TRINITY REGIONAL REHAB CENTER		469	22	4%	491
Quest Diag Unspecfd	1	326	163	33%	490
NEW PLANT CITY FAMILY CARE	1	268	218	45%	487
PEDIATRICS BY THE SEA		461	25	5%	486
PEDIATRIC ASSOCIATES OF OCALA PA		448	38	8%	486

COVID-19: testing by laboratory

Data through Apr 20, 2021 verified as of Apr 21, 2021 at 09:25 AM

Data in this report are provisional and subject to change.

The numbers in the table below represent the number of Florida and non-Florida residents for whom test results were received by the Department of Health. A person can be tested by more than one laboratory and can have both positive and negative results. **Therefore, the sum of the numbers in each column will be larger than the total number of people tested.**

Reporting lab	Inconclusive	Negative	Positive	Percent positive	Total
BROOKSVILLE HEALTHCARE CENTER LLC		473	13	3%	486
FAIRWAY OAKS CENTER LLC	6	473	6	1%	485
BAPTIST PRIMARY CARE, INC		454	31	6%	485
MEDIPATH		57	427	88%	484
Cypress Cove Care Center		383	100	21%	483
HARTS HARBOR HEALTH CARE CENTER		457	24	5%	481
PLANT CITY PEDIATRICS	1	383	96	20%	480
MOOSEHAVEN HEALTH CENTER		437	43	9%	480
PALM GARDEN OF ORLANDO		446	34	7%	480
CONSULATE HEALTH CARE OF BAYONET POINT	4	469	7	1%	480
Life Care Center of Punta Gorda	1	463	15	3%	479
Colonial Lakes Health Care		434	45	9%	479
BONIFAY NURSING AND REHAB CENTER		447	31	6%	478
NAVAL HOSPITAL - JACKSONVILLE		137	340	71%	477
NEW YORK PRESBYTERIAN - CUMC CLINICAL		458	19	4%	477
MOBILE MEDICAL ASSOCIATES PL	17	408	52	11%	477
DIGNITY HEALING, LLC		460	17	4%	477
Consulate Health Care of North Fort Myers		464	13	3%	477
Williston Care Center		413	63	13%	476
ADVENTHEALTH EXPRESS CARE AT WALGREENS 49TH STREET		405	71	15%	476
Solaris HealthCare Windermere		441	33	7%	474
EMERALD COAST PEDIATRICS & ADOL		408	64	14%	472
EPN URGENT CARE		83	388	82%	471
TIDEWELL HOSPICE INC	2	462	7	1%	471
MEDSCAN LABORATORY INC	1	253	217	46%	471
Q ANSWER LAB	1	410	59	13%	470
NTD_EUROFINS_AIMS		429	40	9%	469
VITAS LUTHERAN TOWERS INPATIENT PROGRAM		404	64	14%	468
VITAS HEALTHCARE CORPORATION		463	5	1%	468
ABBAY DELRAY		461	6	1%	467
ASSOCIATESMD MEDICAL GROUP INC		395	70	15%	465
CLERMONT HEALTH AND REHABILITATION CENTER		433	32	7%	465
BROOKDALE PALMER RANCH	1	407	57	12%	465
ELLENTON PEDIATRICS		445	19	4%	464
KINDRED HOSPITAL	10	432	22	5%	464
Darcy Hall Of Life Care		451	13	3%	464
Parkview Rehabilitation Center at Winter Park		453	10	2%	463
SANTA ROSA CENTER FOR REHABILITATION AND HEALING		392	71	15%	463
SOLARIS HEALTHCARE MERRITT ISLAND		411	51	11%	462
THE PALACE MANAGEMENT - THE PALACE AT CORAL GABLES		458	3	1%	461
JAMES A HALEY VETERANS HOSPITAL			460	100%	460
UNIVERSITY OF TAMPA STUDENT HEALTH AND SHC CLINICAL LABORATORY		292	168	37%	460
ORLANDO ORTHOPAEDIC OUTPATIENT SURGERY CENTER LLC		455	4	1%	459
PINES OF SARASOTA		449	9	2%	458
ENCOMPASS HEALTH REHABILITATION HOSPITAL OF SUNRISE	8	443	7	2%	458
THE VILLAGES REGIONAL HOSPITAL FREESTANDING		413	44	10%	457
CLARIDGE HOUSE NURSING CENTER		437	18	4%	455

COVID-19: testing by laboratory

Data through Apr 20, 2021 verified as of Apr 21, 2021 at 09:25 AM

Data in this report are provisional and subject to change.

The numbers in the table below represent the number of Florida and non-Florida residents for whom test results were received by the Department of Health. A person can be tested by more than one laboratory and can have both positive and negative results. **Therefore, the sum of the numbers in each column will be larger than the total number of people tested.**

Reporting lab	Inconclusive	Negative	Positive	Percent positive	Total
THE SPRINGS AT BOCA CIEGA BAY		444	11	2%	455
AMEERAH LABS, LLC	2	368	84	19%	454
LA MER NH LLC☐		447	6	1%	453
WHITE-WILSON MEDICAL CENTER - NICEVILLE		401	50	11%	451
PRO HEALTH		202	248	55%	450
HEALTHY STEPS PEDIATRICS		402	47	10%	449
UNIVERSITY OF CENTRAL FLORIDA HEALTH SERVICES		434	15	3%	449
FAMILY EXPRESS URGENT CARE		5	443	99%	448
SMA SPECIALTY MEDICAL LAB		120	327	73%	447
DIAMOND RIDGE HEALTH AND REHABILITATION CENTER		424	22	5%	446
AMBULATORY SURGERY CENTER OF BOCA RATON LTD		442	4	1%	446
PENSACOLA PEDIATRICS MILTON		388	58	13%	446
University Crossing		444	2	0%	446
SOLARIS HEALTHCARE BAYONET POINT		426	19	4%	445
Manatee Springs Rehabilitation and Nursing Center		422	20	5%	442
EMERITUS AT NAPLES	2	439	1	0%	442
ROLLINS COLLEGE WELLNESS CENTER		130	312	71%	442
TUSKAWILLA NURSING AND REHAB CENTER	2	431	7	2%	440
ST ANDREWS BAY SKILLED NURSING &		379	61	14%	440
TREASURE COAST COMMUNITY HEALTH	3	362	74	17%	439
OKEECHOBEE COUNTY HEALTH DEPT	1	319	119	27%	439
HEALTHWORKS MED GROUP OF FLORIDA PA	3	425	9	2%	437
FAMILY CARE PARTNERS OF NORTHEAST FLORIDA LLC		359	77	18%	436
Bardmoor Oaks Healthcare and Rehabilitation Center		422	14	3%	436
INDIAN RIVER CTR, LLC		384	52	12%	436
BROOKDALE LAKE TAVARES		429	6	1%	435
WATERMARK LAKE POINTE WOODS LLC		416	18	4%	434
PALM GARDEN OF WEST PALM BEACH☐	4	415	15	3%	434
ABBOTT DIAGNOSTICS		409	24	6%	433
MIDWAY SPECIALTY CARE CENTER	3	316	114	26%	433
APP-UNIPATH, LLC	2	416	15	3%	433
FLORIDA STATE HOSPITAL CLINICAL LABORATORY		429	3	1%	432
AVECINA MEDICAL JULINGTON	1	240	189	44%	430
FLORIDA DEPT OF HEALTH IN BREVARD COUNTY	3	364	63	15%	430
MANORCARE HEALTH SERVICES - VENICE		373	56	13%	429
ORCHARD PARK HEALTH & REHABILITATION		423	6	1%	429
AYERS HEALTH & REHABILITATION CENTER		421	7	2%	428
Bayside Care Center	1	407	20	5%	428
ST PETERSBURG PEDIATRICS-PARK BLVD		385	42	10%	427
Heartland Healthcare of Ft. Myers	1	423	2	0%	426
Destin Healthcare and Rehabilitation Center	1	385	40	9%	426
VILLAGE DOCTORS OF KEYSTONE		338	87	20%	425
FLORIDA DEPARTMENT OF HEALTH IN LIBERTY COUNTY	3	324	97	23%	424
LEHIGH REGIONAL MEDICAL CENTER LAB	2	372	47	11%	421
SEASIDE HEALTH AND REHABILITATION CENTER		362	59	14%	421
ST PETERSBURG PEDIATRICS-SEMINOLE BLVD		349	71	17%	420
GARCIA CLINICAL LABORATORY		28	392	93%	420

COVID-19: testing by laboratory

Data through Apr 20, 2021 verified as of Apr 21, 2021 at 09:25 AM

Data in this report are provisional and subject to change.

The numbers in the table below represent the number of Florida and non-Florida residents for whom test results were received by the Department of Health. A person can be tested by more than one laboratory and can have both positive and negative results. **Therefore, the sum of the numbers in each column will be larger than the total number of people tested.**

Reporting lab	Inconclusive	Negative	Positive	Percent positive	Total
AVANTE AT OCALA INC	2	385	31	7%	418
MARION AND BERNARD L SAMSON NURSING CENTER		414	4	1%	418
BLOUNTSTOWN REHABILITATION CENTER LLC		310	106	25%	416
AZALEA TRACE PHYSICIAN SERVICES		409	5	1%	414
HOLISTIX TREATMENT CENTERS		403	10	2%	413
FLORIDA DEPARTMENT OF HEALTH		361	52	13%	413
Timberridge Center for Rehabilitation and Healing		378	35	8%	413
MANOR CARE OF BOYNTON BEACH LLC		388	24	6%	412
PALMS OF SEBRING		375	37	9%	412
SAMANTHA WILSON CARE CENTER	4	396	11	3%	411
Life Care Center of Ocala		342	69	17%	411
MINUTECLINIC LLC #3671		366	44	11%	410
LIFE CARE CENTER OF WINTER HAVEN		392	18	4%	410
DIAGNOSTIC & CLINICAL CARE SERVICES INC DBA		327	83	20%	410
LIFE CARE PONTE VEDRA INC		397	12	3%	409
ONESTOP MEDICAL AND URGENT CARE LLC		358	51	12%	409
PruittHealth Panama City	1	343	64	16%	408
TIDE LABORATORIES		362	45	11%	407
SABAL DIRECT PRIMARY CARE, PA		329	77	19%	406
SUNLAND MARIANNA COX MEDICAL CENTER		363	43	11%	406
BRIDGEWATER PARK HEALTH AND REHAB		374	32	8%	406
NATIONS BEST FAMILY HEALTH CARE		224	181	45%	405
FLORIDA HEART & VASCULAR MULTISPECIALTY GROUP PA		302	102	25%	404
TRI-COUNTY NURSING AND REHABILITATION CENTER INC		389	15	4%	404
ATLANTIC SHORES NURSING AND REHAB CENTER	1	393	10	2%	404
ORCHARD RIDGE CARE AND REHABILITATION CENTER		384	19	5%	403
BOULEVARD REHABILITATION CENTER		388	15	4%	403
ELMCROFT PINECREST	1	373	27	7%	401
HEALTH CENTRAL PARK		334	67	17%	401
LORI MCAULIFFE MD PA		357	44	11%	401
BHA TITUSVILLE CLINIC		372	29	7%	401
WALGREENS 3173		362	37	9%	399
HCSO OCCUPATIONAL HEALTH AND WELLNESS CENTER		321	78	20%	399
LIFE HOPE LABS, LLC		389	10	3%	399
UR MEDICINE LABS- CENTRAL LABORATORY		373	25	6%	398
MEDFAST URGENT CARE CENTER		167	231	58%	398
ADVENTHEALTH EXPRESS CARE AT		326	72	18%	398
PALM BEACH PEDIATRICS PA	2	344	52	13%	398
TAMARAC REHABILITATION & HEALTH CENTER		390	5	1%	395
HARDEE COUNTY HEALTH DEPARTMENT		319	76	19%	395
SUN COUNTRY PEDIATRICS PLLC	9	349	36	9%	394
MINI ER AND URGENT CARE		289	105	27%	394
EMED LABS, LLC	3	375	15	4%	393
Coastal Health and Rehabilitation Center		380	11	3%	391
BARBER		13	376	97%	389
PENSACOLA PEDIATRICS, PA		371	17	4%	388
PEDIATRIC HEALTH CARE ALLIANCE, PA		345	42	11%	387

COVID-19: testing by laboratory

Data through Apr 20, 2021 verified as of Apr 21, 2021 at 09:25 AM

Data in this report are provisional and subject to change.

The numbers in the table below represent the number of Florida and non-Florida residents for whom test results were received by the Department of Health. A person can be tested by more than one laboratory and can have both positive and negative results. **Therefore, the sum of the numbers in each column will be larger than the total number of people tested.**

Reporting lab	Inconclusive	Negative	Positive	Percent positive	Total
Bay Breeze Senior Living and Rehabilitation Center		333	53	14%	386
SPECIALTY HEALTH AND REHABILITATION CENTER		361	25	6%	386
OCEAN VIEW NURSING AND REHAB CENTER		363	22	6%	385
BAY VILLAGE OF SARASOTA INC		382	3	1%	385
Stacey Health Care Centers Inc. dba Riverside Care Center		355	30	8%	385
BAPTIST PRIMARY CARE INC	1	356	27	7%	384
ROSEWOOD HEALTH AND REHABILITATION CENTER		358	25	7%	383
BROOKDALE PADDOCK HILLS	2	378	2	1%	382
CHEEK AND SCOTT DRUGS INC		314	67	18%	381
SEA BREEZE REHAB AND NURSING CENTER□		372	9	2%	381
SERENADES IN THE VILLAGES		328	53	14%	381
EXCEL PEDIATRICS		323	58	15%	381
HEALTH PARK CARE CENTER		374	7	2%	381
METROPOLITAN HOSPITAL CENTER		373	7	2%	380
BARTON HEALTH ALLIANCE	3	332	45	12%	380
WIMAUMA COMMUNITY HEALTH CENTER		315	64	17%	379
RITECARE MEDICAL CENTER		291	87	23%	378
ACCESS MEDICAL CENTER	1	344	33	9%	378
AVANTE AT MT DORA		369	8	2%	377
MADISON FACILITY INC		370	7	2%	377
SIGNATURE HEALTHCARE OF NORTH FLORIDA		373	4	1%	377
HARDEE MANOR HEALTH CARE CENTER	1	373	3	1%	377
BAYA PHARMACY WEST		8	368	98%	376
FAIR HAVENS CENTER, OPCO		368	7	2%	375
24/7 PEDIATRIC CARE CENTERS INC		353	21	6%	374
Vi at Lakeside Village Skilled Nursing		359	15	4%	374
HENDRY REGIONAL MEDICAL CENTER		107	266	71%	373
INNOVATIVE GENOMICS, LLC	2	334	36	10%	372
MACDILL AIR FORCE BASE		330	41	11%	371
URGENT CARE BETHESDA	1	318	52	14%	371
VILLAGE DOCTORS FAMILY MEDICAL CENTER OF		305	65	18%	370
INFORM DIAGNOSTICS		361	9	2%	370
BAYSHORE DIAGNOSTICS		326	44	12%	370
SPRINGTREE REHAB & HEALTH CARE CENTER		346	24	6%	370
ADVENT HEALTH - TAMPA		148	221	60%	369
SOLARIS HEALTHCARE PARKWAY	2	350	17	5%	369
CORAL TRACE HEALTH CARE□	2	362	5	1%	369
VETERANS AFFAIRS MEDICAL CENTER - LAKE CITY		52	316	86%	368
ARCPPOINT LABS OF SARASOTA MANATEE		285	83	23%	368
TRENTON MEDICAL CENTER INC DBA PALMS MEDICAL GROUP	4	270	93	25%	367
EPWORTH VILLAGE RETIREMENT COMMUNITY		361	6	2%	367
Life Care Center at Inverrary		356	10	3%	366
SANFORD LABORATORIES		333	32	9%	365
JACKSONVILLE KIDS PEDIATRICS, PLLC		330	35	10%	365
COLOR GENOMICS, INC.	2	356	6	2%	364
BODYK		353	10	3%	363
Solaris HealthCare Imperial		354	8	2%	362

COVID-19: testing by laboratory

Data through Apr 20, 2021 verified as of Apr 21, 2021 at 09:25 AM

Data in this report are provisional and subject to change.

The numbers in the table below represent the number of Florida and non-Florida residents for whom test results were received by the Department of Health. A person can be tested by more than one laboratory and can have both positive and negative results. **Therefore, the sum of the numbers in each column will be larger than the total number of people tested.**

Reporting lab	Inconclusive	Negative	Positive	Percent positive	Total
Palmetto Subacute Care Center		350	11	3%	361
FL HUD DESTIN, LLC D/B/A GRAND BOULEVARD HEALTH		321	39	11%	360
MY HEALTHY BLUEPRINT BY BAPTIST HEALTH CARE		300	59	16%	359
ST CATHERINE'S WEST REHABILITATION HOSPITAL		345	13	4%	358
HAINES CITY REHABILITATION AND NURSING CENTER		334	24	7%	358
LAKE EUSTIS HEALTH AND REHABILITATION CENTER		350	8	2%	358
LASER & SURGERY CENTER OF THE PALM BEACHES□		355	2	1%	357
Solaris Healthcare Coconut Creek		351	6	2%	357
PARTICLE THEORY LABS		333	23	6%	356
HOLIDAY CVS LLC DBA CVS/PHARMACY #0440		340	16	4%	356
ELMHURST HOSPITAL CENTER	1	325	30	8%	356
AVANTE AT LEESBURG INC		350	5	1%	355
GEORGIA PUBLIC HEALTH LABORATORY		328	26	7%	354
KISSIMMEE FACILITY OPERATIONS LLC		330	24	7%	354
Marshall Health and Rehabilitation Center		304	49	14%	353
ESTERO ISLAND MEDICAL CENTER		279	73	21%	352
MY CLINICAL LAB		223	129	37%	352
VILLAGE AT VIENNA SQUARE,THE□	6	329	17	5%	352
CORAL BAY HEALTHCARE AND REHABILITATION	1	338	12	3%	351
COMMUNITY HEALTH AND REHABILITATION CENTER		288	63	18%	351
BEAR CREEK NURSING CENTER		345	5	1%	350
FOUNTAIN INN NURSING & REHABILITATION CTR, INC		344	6	2%	350
SELECT REFERENCE LABORATORIES, LLC	1	333	12	3%	346
BAPTIST HEALTH SOUTH FLORIDA - WEST BOCA URGENT CARE		283	63	18%	346
ADVANCED AMBULATORY SURGERY CENTER		333	13	4%	346
HEALTH DESIGNS		332	14	4%	346
USAFSAM/PHE		175	170	49%	345
The Care Center at Pinellas Park	1	333	11	3%	345
FAMILY CARE PARTNERS OF NE FLORIDA LLC		271	74	21%	345
RIVERS FAMILY MEDICINE PA		262	83	24%	345
TAVARES PEDIATRICS		292	52	15%	344
FLORIDA HEALTH CARE PLANS			344	100%	344
LUIS A GHIGLINO MD PA		331	11	3%	342
ADVENT HEALTH CENTRA CARE - PALM COAST		80	262	77%	342
Solaris Healthcare Lake Bennet		304	37	11%	341
ARGO SENIOR LIVING AT HAVERHILL		320	21	6%	341
PALMS REHABILITATION AND HEALTHCARE CENTER		302	38	11%	340
CRONOS CLINICAL LABORATORY	22	227	91	27%	340
MANOR CARE OF NAPLES FL LLC		336	4	1%	340
FLETCHER HEALTH AND REHABILITATION CENTER		338	2	1%	340
SOUTHWEST ORLANDO FAMILY MEDICINE, PL		281	58	17%	339
The Grove Health and Rehabilitation		315	24	7%	339
HOLLEY NAVARRE MEDICAL CLINIC		259	79	23%	338
MEDICAL CENTER AT OCEAN REEF,THE		321	17	5%	338
KEY WEST HEALTH AND REHAB	1	329	8	2%	338
BAPTIST HEALTH URGENT CARE AT PLANTATION		278	59	18%	337
AVENTURA REHAB AND NURSING CENTER		321	16	5%	337

COVID-19: testing by laboratory

Data through Apr 20, 2021 verified as of Apr 21, 2021 at 09:25 AM

Data in this report are provisional and subject to change.

The numbers in the table below represent the number of Florida and non-Florida residents for whom test results were received by the Department of Health. A person can be tested by more than one laboratory and can have both positive and negative results. **Therefore, the sum of the numbers in each column will be larger than the total number of people tested.**

Reporting lab	Inconclusive	Negative	Positive	Percent positive	Total
RENAISSANCE AT THE TERRACES		334	3	1%	337
DEPARTMENT OF HEALTH BUREAU OF FAMILY		329	7	2%	336
FRICKS PHARMACY		273	63	19%	336
JACKSON PLAZA NURSING & REHAB CENTER	6	319	9	3%	334
NORTH PINELLAS STATMED QUICK QUALITY CLINICS		236	97	29%	333
REGENTS PARK OF BOCA RATON□		329	4	1%	333
LabCorp (Non-Interfaced)	2	129	201	61%	332
KENNEDY PAIN CLINIC GROUP LLC		298	34	10%	332
DELTONA HEALTH CARE		307	24	7%	331
VILLAGE PLACE NH LLC□		300	31	9%	331
Avante at St Cloud, Inc.		321	10	3%	331
HOSPICE OF LAKE & SUMTER INC	1	321	8	2%	330
Concordia Village of Tampa AL		325	5	2%	330
Life Care Center at Wells Crossing		309	21	6%	330
PHYSICIANS REGIONAL WALK-IN		195	134	41%	329
RULEME CENTER	2	297	30	9%	329
Avante at Inverness		324	3	1%	327
AVON PARK PEDIATRICS INC	3	289	35	11%	327
GOOD SAMARITAN SOCIETY-DAYTONA		305	21	6%	326
MANORCARE AT LELY PALMS		321	5	2%	326
SILVER CREEK SENIOR LIVING COMMUNITY		321	5	2%	326
AMERICAN FINNISH NURSING HOME	2	316	8	2%	326
ST LUCIE EMPLOYEE HEALTH & WELLNESS CENTER		315	10	3%	325
PIONEER CLINICAL LAB, LLC		212	113	35%	325
ROSEN MEDICAL CENTER		283	42	13%	325
Surrey Place Healthcare and Rehabilitation		323	2	1%	325
PEACHTREE IMMEDIATE CARE		264	60	19%	324
MACCLENNY NURSING AND REHAB		305	18	6%	323
LODGE HEALTH AND REHABILITATION CENTER, THE		290	33	10%	323
WESTCHESTER GARDENS LIMITED PARTNERSHIP		314	9	3%	323
DAYTONA BEACH HEALTH AND REHAB CENTER		320	2	1%	322
REHABILITATION CENTER OF LAKE CITY, THE		294	28	9%	322
JACKSONVILLE VA UNIVERSITY OPC	4	308	9	3%	321
SIGNATURE HEALTHCARE AT THE COURTYARD		274	47	15%	321
ST JUDE CHILDREN'S RESEARCH HOSPITAL		305	15	5%	320
CITY OF PORT SAINT LUCIE		296	24	8%	320
POMPANO REHABILITATION AND NURSING CTR		319	1	0%	320
ST JAMES HEALTH AND REHABILITATION CENTER		232	87	27%	319
PruittHealth Santa Rosa		225	94	29%	319
BIOCEPT		296	22	7%	318
AVELLINO LAB USA, INC	1	304	13	4%	318
HEATHER HILL HEALTHCARE CENTER		269	47	15%	316
EDGEWATER AT WATERMAN VILLAGE,THE		300	16	5%	316
CRYSTAL RIVER HEALTH & REHAB		313	3	1%	316
TALLAHASSEE NHHI LLC	1	288	27	9%	316
FLORIDA KEYS PEDIATRICS & ADOLESCENT CENTER		298	18	6%	316
ST JOSEPH'S HOSPITAL LABORATORY		1	314	100%	315

COVID-19: testing by laboratory

Data through Apr 20, 2021 verified as of Apr 21, 2021 at 09:25 AM

Data in this report are provisional and subject to change.

The numbers in the table below represent the number of Florida and non-Florida residents for whom test results were received by the Department of Health. A person can be tested by more than one laboratory and can have both positive and negative results. **Therefore, the sum of the numbers in each column will be larger than the total number of people tested.**

Reporting lab	Inconclusive	Negative	Positive	Percent positive	Total
BAY COUNTY SHERIFFS OFFICE JAIL FACILITY		262	53	17%	315
ACCURATE DIAGNOSTIC LABS, INC		297	18	6%	315
LUTHERAN HAVEN		306	9	3%	315
MEDEXPRESS LUTZ		3	312	99%	315
Life Care Center of Sarasota		302	13	4%	315
HUNT CLUB PEDIATRIC ASSOCIATES, P.A.		269	45	14%	314
GENESIS MEDICAL LABORATORY MIAMI FL.		83	230	73%	313
TIERRA PINES CENTER		297	13	4%	310
HOMESTEAD MANOR	2	267	41	13%	310
CENTERSTONE OF FLORIDA☐		283	26	8%	309
SUNCOAST URGENT CARE		233	76	25%	309
Avante at Orlando	1	301	6	2%	308
BOCA BIOLISTICS REFERENCE LABORATORY	2	185	121	39%	308
OSPREY LODGE		248	59	19%	307
STATMED QUICK QUALITY CLINIC AT NORTH PINELLAS		66	239	78%	305
LAKELAND REGIONAL HEALTH SYSTEMS INC		39	266	87%	305
CLARE BRIDGE ORMOND BEACH	1	303			304
CROSS POINTE CARE CENTER	2	295	6	2%	303
SILVERCREST HEALTH AND REHABILITATION CENTER	3	290	8	3%	301
ARDEN COURTS OF TAMPA☐	2	294	5	2%	301
PERSONALIZED GENETIC TESTING	3	198	100	33%	301
ARCPOINT LABS OF ST PETERSBURG		209	91	30%	300
CONSULATE HEALTH CARE OF SAFETY HARBOR		292	7	2%	299
LIFE BRITE	1	281	17	6%	299
AFTER HOURS PEDIATRICS INC	1	1	296	99%	298
ELLENTON PEDIATRICS PA		280	18	6%	298
BUENA VISTA URGENT CARE		264	34	11%	298
SARAPATH DIAGNOSTICS		171	126	42%	297
LAKE PARK OF MADISON		285	11	4%	296
BROOKDALE DESTIN		284	12	4%	296
LONGWOOD FAMILY PRACTICE		226	69	23%	295
EAST RIDGE RETIREMENT VILLAGE		293	2	1%	295
CYPRESS COVE		289	6	2%	295
BAYA POINTE NURSING AND REHABILITATION		211	83	28%	294
Chatsworth at PGA National, LLC		281	13	4%	294
NORTHWEST MEDICAL CENTER CLINICAL LABORATORY		175	118	40%	293
FLORIDA ATLANTIC UNIVERSITY STUDENT HEALTH		241	51	17%	292
PONTE VEDRA GARDENS		291	1	0%	292
WHITE WILSON MEDICAL IMMEDIATE CARE NICEVILLE		66	226	77%	292
BIOIQ		243	48	16%	291
Sunset Point Center		287	4	1%	291
CONCIMED LLC		260	30	10%	290
HAVEN OF OUR LADY OF PEACE INC		282	8	3%	290
PALM GARDEN OF GAINESVILLE	2	285	2	1%	289
AUBURN UNIVERSITY MEDICAL CLINIC		227	62	21%	289
STERLING HOUSE OF DELAND		288	1	0%	289
DOCTORS MEMORIAL HOSPITAL		158	131	45%	289

COVID-19: testing by laboratory

Data through Apr 20, 2021 verified as of Apr 21, 2021 at 09:25 AM

Data in this report are provisional and subject to change.

The numbers in the table below represent the number of Florida and non-Florida residents for whom test results were received by the Department of Health. A person can be tested by more than one laboratory and can have both positive and negative results. **Therefore, the sum of the numbers in each column will be larger than the total number of people tested.**

Reporting lab	Inconclusive	Negative	Positive	Percent positive	Total
AMERICAN HEALTH ASSOCIATES INC	1	270	18	6%	289
West Melbourne Health and Rehabilitation Center		287	1	0%	288
USA HEALTH UNIVERSITY HOSPITAL CLINICAL LABORATORY	1	277	10	3%	288
renaissance health and rehabilitation center		266	22	8%	288
W FRANK WELLS NURSING HOME		258	29	10%	287
ARBOR FACILITY INC		283	3	1%	286
220 GOLDEN, LLC	1	269	16	6%	286
WESTWOOD HEALTHCARE SNF		240	46	16%	286
Terrace Health and Rehab		282	4	1%	286
DE LUNA HEALTH AND REHABILITATION CENTER		263	23	8%	286
RIVERWOOD HEALTH NH LLC		246	39	14%	285
CHIPOLA HEALTH AND REHAB		266	18	6%	284
APOLLO HEALTH & REHABILITATION		277	7	2%	284
Solaris Senior Living North Naples ALF		274	9	3%	283
AURORA DIAGNOSTICS BERNHARDT LABORATORIES PATHOLOGY SERVICE		190	93	33%	283
DAVID SCOTT MADWAR MD PA		254	29	10%	283
CONEY ISLAND HOSPITAL	1	270	11	4%	282
PROTEUS MOLECULAR AND CLINICAL LAB	1	169	112	40%	282
NAIA		280	1	0%	281
LAKESIDE NEUROLOGIC		269	12	4%	281
JACKSONVILLE UNIVERSITY	1	265	15	5%	281
PAVILION FOR HEALTHCARE, THE		278	3	1%	281
CHIPOLA MEDICAL ASSOCIATES, LLC		202	76	27%	278
VETERANS AFFAIRS MEDICAL CENTER - MIAMI		2	276	99%	278
BRENTWOOD RETIREMENT COMMUNITY	5	239	34	12%	278
Rehabilitation Center for Park Place LLC		266	11	4%	277
PRUITT HEALTH-SANTA ROSA		275	2	1%	277
MEDICATION ROOMS-CSU/CI NURSE STATION	1	263	13	5%	277
Crossbreeze care center	1	274	2	1%	277
HIGHLANDS URGENT CARE			277	100%	277
HARBOURWOOD	1	272	4	1%	277
VILLAGES REGIONAL HOSPITAL SURGERY CENTER LLC, THE		218	58	21%	276
JUPITER MEDICAL CENTER URGENT CARE - STUART		210	66	24%	276
HOLISTIC PEDIATRICS GROUP LLC		252	23	8%	275
AMERICAN RESEARCH LABS		249	25	9%	274
BROWARD NURSING & REHABILITATION CTR	8	252	14	5%	274
Glades West Rehabilitation and Nursing Center		266	8	3%	274
NASSAU COUNTY JAIL		229	45	16%	274
Chatham Glen Healthcare and Rehabilitation Center		266	8	3%	274
WILLISTON PEDIATRICS PA	1	236	36	13%	273
GENETIC TECHNOLOGICAL INNOVATIONS, LLC		260	13	5%	273
FIRST CHOICE PRIMARY CARE		216	56	21%	272
ENCOMPASS HEALTH REHABILITATION OF SEA PINES		271	1	0%	272
MIDWAY PRIMARY CARE, LLC	11	173	87	32%	271
SANDY PINES	2	226	43	16%	271
PBC FIREFIGHTER BENEFIT FUND WELLNESS CENTER		225	45	17%	270
FIRST CHOICE PEDIATRICS INC		241	29	11%	270

COVID-19: testing by laboratory

Data through Apr 20, 2021 verified as of Apr 21, 2021 at 09:25 AM

Data in this report are provisional and subject to change.

The numbers in the table below represent the number of Florida and non-Florida residents for whom test results were received by the Department of Health. A person can be tested by more than one laboratory and can have both positive and negative results. **Therefore, the sum of the numbers in each column will be larger than the total number of people tested.**

Reporting lab	Inconclusive	Negative	Positive	Percent positive	Total
Premier Place at The Glenview		261	9	3%	270
AMELIA MEDICAL CARE		115	155	57%	270
FAMILY MEDICAL CARE OF PALM BEACH		190	79	29%	269
LAKE VIEW CARE CENTER AT DELRAY		263	6	2%	269
ADVENT HEALTH CARE CENTER	9	246	14	5%	269
ADVENT HEALTH CENTRA CARE - ORMOND BEACH		113	155	58%	268
ST MARK VILLAGE	1	261	5	2%	267
WASHINGTON REHAB AND NURSING		257	10	4%	267
DOS OF NORTH SHORES NURSING & REHAB CENTER		267			267
ATLANTIC URGENT CARE		186	81	30%	267
JUPITER MEDICAL CENTER URGENT CENTER		220	47	18%	267
WALGREENS 10670		233	34	13%	267
THE PLAYERS CHAMPIONSHIP		265			265
SERANADES BY SONATA WEST ORANGE		236	29	11%	265
BOND CLINIC, PA		195	70	26%	265
Cross Gardens Care Center		263	1	0%	264
ST VINCENT'S AMBULATORY CARE INC DBA	2	227	34	13%	263
HEARTLAND PEDIATRICS OF LAKE PLACID PA	1	229	32	12%	262
SURREY PLACE CARE CENTER		254	7	3%	261
NORTH FLORIDA PEDIATRICS - MARIANNA		220	40	15%	260
PROFESSIONAL URGENT CARE SERVICES		210	50	19%	260
CLIFFORD CHESTER SIMS VA NURSING HOME		251	9	3%	260
PALMS FACILITY INC		245	15	6%	260
BRADEN RIVER REHABILITATION CENTER LLC		258	2	1%	260
NADAL PEDIATRICS		217	43	17%	260
CONSULATE HEALTHCARE OF KISSIMMEE		247	12	5%	259
ALLIANCE PEDIATRICS PA		253	6	2%	259
ADVENT HEALTH - ORLANDO		195	63	24%	258
AZALEA TRACE		245	13	5%	258
FLORIDA WOMAN CARE LABORATORY LLC		232	26	10%	258
FARAH MEDICAL		243	15	6%	258
SIGNATURE HEALTHCARE OF ORANGE PARK		253	4	2%	257
FORT MYERS REHABILITATION AND NURSING CENTER		231	26	10%	257
MARTIN MEMORIAL MEDICAL CENTER LAB		128	128	50%	256
TERRACES OF LAKE WORTH CARE CENTER		244	12	5%	256
MIAMI JEWISH HEALTH SYSTEMS, INC	4	242	10	4%	256
PEDIATRICS IN BREVARD PA- ROCKLEDGE		214	42	16%	256
SHC College Park		253	2	1%	255
LAKEVIEW INTERNAL MEDICINE		193	62	24%	255
D PEDIATRICS		234	21	8%	255
HOSPICE OF ST FRANCIS INC		247	7	3%	254
PHYSICIANS PRIMARY CARE OF SOUTHWEST FLORIDA	1	236	17	7%	254
BAYVIEW CENTER		249	5	2%	254
AVANTE AT ORMOND BEACH INC		247	7	3%	254
SHELL POINT VILLAGE MEDICAL CENTER		246	7	3%	253
KR at Hillsborough Lakes/Lutz Healthcare		242	10	4%	252
STUART - FAIRGROUNDS		219	32	13%	251

COVID-19: testing by laboratory

Data through Apr 20, 2021 verified as of Apr 21, 2021 at 09:25 AM

Data in this report are provisional and subject to change.

The numbers in the table below represent the number of Florida and non-Florida residents for whom test results were received by the Department of Health. A person can be tested by more than one laboratory and can have both positive and negative results. **Therefore, the sum of the numbers in each column will be larger than the total number of people tested.**

Reporting lab	Inconclusive	Negative	Positive	Percent positive	Total
BUREAU OF CLINICAL LABORATORIES		209	41	16%	250
FLORIDA CLINICAL LABORATORY-BIOREFERENCE LABORATORIES		99	151	60%	250
SEAVIEW NURSING AND REHABILITATION CENTER		240	10	4%	250
FELLOWSHIP HOME AT THE FAIRWAY LLC		243	7	3%	250
VI AT BENTLEY VILLAGE HOME CARE		248	1	0%	249
RAPID RELIABLE TESTING NY LLC		237	12	5%	249
UCC - WELLINGTON		3	245	99%	248
CARRINGTON PLACE OF ST PETE LLC		242	6	2%	248
HCTB INC		202	46	19%	248
Consulate Health Care of St. Petersburg		240	7	3%	247
Jacaranda Manor		245	2	1%	247
ADVENTHEALTH EXPRESS CARE AT WESLEY CH		218	29	12%	247
AVECINA MOBILE		121	125	51%	246
AMERICAN ESOTERIC LAB-BIRMINGHAM		242	4	2%	246
EVENT MED SERVICES LABORATORY		241	5	2%	246
MIAMI CEREBRAL PALSY RESIDENTIAL		245	1	0%	246
COLLIER PHARMACY		198	48	20%	246
HOMESTEAD VILLAGE		235	11	4%	246
LEESBURG PEDIATRICS		210	36	15%	246
Heritage Healthcare at Tallahassee		239	7	3%	246
ST AUGUSTINE HEALTH & REHAB CENTER		244	1	0%	245
ROSEWOOD HEALTHCARE & REHABILITATION CENTER		239	6	2%	245
VETERANS AFFAIRS ORLANDO VA MEDICAL CENTER			245	100%	245
NAPHCARE, INC AT MANATEE COUNTY JAIL		218	26	11%	244
MARTIN ACQUISITION 1 LLC DBA		230	14	6%	244
STAR CARE		206	38	16%	244
MILLENNIUM PHYSICIAN GROUP LLC		211	33	14%	244
MALABAR/ADVENT CENTRA CARE		48	196	80%	244
WHITE WILSON MEDICAL CENTER IMMEDIATE CARE		135	108	44%	243
Orchid Cove at Sarasota		242	1	0%	243
QUICK CARE MED LLC	1	185	56	23%	242
TGH		1	241	100%	242
ARCHER HEALTH VENTURES, LLC		217	25	10%	242
GOOD SAMARITAN CARES		236	5	2%	241
CCS - JOSEPH V CONTE		239	2	1%	241
EDGEWOOD NURSING CENTER		231	10	4%	241
CLARE BRIDGE OF SARASOTA		238	2	1%	240
SOUTHLAND SUITES OF ORMOND BEACH	4	236			240
PALM GARDEN OF AVENTURA		236	4	2%	240
LAKE SIDE HEALTH CENTER		240			240
AMERICAN HOUSE SENIOR LIVING		189	51	21%	240
IMA MEDICAL GROUP		166	74	31%	240
STERLING HOUSE OF WINTER HAVEN		237	3	1%	240
OAKBROOK HEALTH AND REHABILITATION CENTER	1	224	14	6%	239
ORANGE COUNTY HEALTH DEPT		228	11	5%	239
Flagler Health and Rehabilitation		234	3	1%	237
REGENTS PARK AT AVENTURA		222	15	6%	237

COVID-19: testing by laboratory

Data through Apr 20, 2021 verified as of Apr 21, 2021 at 09:25 AM

Data in this report are provisional and subject to change.

The numbers in the table below represent the number of Florida and non-Florida residents for whom test results were received by the Department of Health. A person can be tested by more than one laboratory and can have both positive and negative results. **Therefore, the sum of the numbers in each column will be larger than the total number of people tested.**

Reporting lab	Inconclusive	Negative	Positive	Percent positive	Total
TRUE NORTH HEALTH NAVIGATION LLC DBA DISPATCHHEALTH	1	197	39	16%	237
Sunnyside Nursing Home		234	3	1%	237
PADDOCK RIDGE		233	3	1%	236
ST ANTHONYS REHABILITATION HOSPITAL	9	225	2	1%	236
OAK HAMMOCK AT THE UNIVERSITY OF FLORIDA		229	6	3%	235
BAY TREE CARE AND REHABILITATION CENTER		197	38	16%	235
Avante at Lake Worth, Inc.		232	3	1%	235
SAMIR EBEID MD		211	23	10%	234
GUEST HOUSE OCALA, THE		225	9	4%	234
MINUTECLINIC LLC #3281		196	37	16%	233
MANDARIN PEDIATRICS		210	22	9%	232
Lake Port Square Health Center		215	17	7%	232
LCS SANDHILL COVE LLC DBA	6	217	9	4%	232
THE RESIDENCE AT TIMBER PINES	4	202	25	11%	231
PORT CHARLOTTE HMA		202	29	13%	231
Signature healthcare of Jacksonville		226	5	2%	231
SPRINGS AT LAKE POINTE WOODS		229	2	1%	231
ManorCare Health Services-Palm Harbor	1	229	1	0%	231
SOLARIS SENIOR LIVING VERO BEACH		223	8	3%	231
FLORIDA HEALTH CARE PLAN INC		2	229	99%	231
ADVANCED MEDICAL GROUP		1	229	100%	230
LYNN HAVEN SPORTS COMPLEX-WALKON CLINIC		21	209	91%	230
PINELLAS CARE CENTER		195	35	15%	230
FORT PIERCE HEALTH CARE		222	7	3%	229
Lakewood Nursing Center		198	31	14%	229
MORSELIFE MEMORY CARE RESIDENCE		219	9	4%	228
ASCENSION MEDICAL GROUP		5	223	98%	228
CHILDREN MED CARE INC		195	33	14%	228
NORTH FLORIDA PEDIATRICS PA - DUVAL		198	29	13%	227
BARTRAM CROSSING		227			227
KINDRED HOSPITAL THE PALM BEACHES		221	5	2%	226
WIREGRASS DIRECT PRIMARY CARE PLLC□		190	36	16%	226
PARKS HEALTHCARE & REHABILITATION CTR	4	211	11	5%	226
NSPIRE HEALTHCARE LAUDERHILL		219	6	3%	225
ADVENT HEALTH - LAKE NONA		193	31	14%	224
ARDEN COURTS OF FORT MYERS		217	7	3%	224
DISCOVERY VILLAGE AT MELBOURNE		197	27	12%	224
PATHWAY PHARMACY		186	38	17%	224
PARK MEADOWS HEALTH AND REHABILITATION CENTER		223	1	0%	224
CORAL REEF NURSING & REHABILITATION CENTER		215	8	4%	223
CONSULATE HEALTH CARE OF MELBOURNE		218	5	2%	223
INN AT ASTON GARDENS, THE		215	8	4%	223
LEHIGH VALLEY GENOMICS			223	100%	223
CARENOW LAKE MARY		45	178	80%	223
life Care Center of Melbourne		206	17	8%	223
PINNACLES PEDS CARE PA		222			222
CCS - PAUL REIN DETENTION FACILITY		156	66	30%	222

COVID-19: testing by laboratory

Data through Apr 20, 2021 verified as of Apr 21, 2021 at 09:25 AM

Data in this report are provisional and subject to change.

The numbers in the table below represent the number of Florida and non-Florida residents for whom test results were received by the Department of Health. A person can be tested by more than one laboratory and can have both positive and negative results. **Therefore, the sum of the numbers in each column will be larger than the total number of people tested.**

Reporting lab	Inconclusive	Negative	Positive	Percent positive	Total
BORLAND GROOVER CLINIC	1	184	37	17%	222
DOCTORS MEMORIAL FAMILY MEDICINE	2	153	66	30%	221
ADVENT HEALTH - PALM HARBOR ER		176	45	20%	221
FLAGLER COUNTY DETENTION CENTER		208	13	6%	221
ALLSOUTH URGENT CARE		52	169	76%	221
SUNLIFE PHARMACY		194	27	12%	221
COLONY CLUB ALF,THE	1	207	13	6%	221
CONCORD LIFE SCIENCES LLC	2	201	17	8%	220
SUPERIOR RESIDENCES OF PANAMA CITY BEACH		213	7	3%	220
CORAL GABLES NURSING & REHABILITATION CENTER		210	10	5%	220
ANGELS DIAGNOSTIC GROUP		174	45	21%	219
WOOD LAKE HEALTH AND REHABILITATION CENTER		219			219
Boynnton Beach Rehabilitation Center	2	213	4	2%	219
Avante at Melbourne		213	5	2%	218
ARDEN COURTS OF SEMINOLE		177	41	19%	218
ADVENT HEALTH CENTRA CARE - DAYTONA BEACH		94	124	57%	218
The Ponce Therapy Care Center		213	4	2%	217
MACTOWN, INC		215	2	1%	217
LAKE REGIONAL URGENT CARE		12	205	94%	217
THE MANOR AT CARPENTERS		185	32	15%	217
ST. CLOUD REGIONAL MEDICAL CENTER		199	18	8%	217
LAKE PORT SQUARE		200	17	8%	217
CAREATC CITY OF TAMPA	7	176	33	15%	216
KENILWORTH CARE & REHABILITATION CENTER		199	17	8%	216
VIERA DEL MAR HEALTH AND REHABILITATION CENTER		204	12	6%	216
ST PETERSBURG PEDIATRICS-EAST BAY	1	181	34	16%	216
BROOKDALE ATRIM WAY		210	6	3%	216
BAY VUE NURSING AND REHABILITATION CENTER		205	10	5%	215
VITAS HEALTHCARE CORPORATION OF FL		200	15	7%	215
GATEWAY/ADVENT CENTRA CARE	1	24	190	88%	215
MEDICAL CONSULTANTS OF FLORIDA LLC	1	181	33	15%	215
RIVERSIDE RECOVERY OF TAMPA		214	1	0%	215
Taylor Care Center		210	5	2%	215
BLOCK, NATION, CHASE, AND SMOLEN FAMILY MEDICINE		157	57	27%	214
KEY LARGO - LARGO CARGO		193	21	10%	214
A PLUS PEDIATRICS		188	26	12%	214
LIFE CARE CENTER OF PORT ST. LUCIE		201	12	6%	213
Consulate Healthcare of West Palm Beach		197	16	8%	213
POCONO MEDICAL CENTER		212	1	0%	213
COLLIER COUNTY JAIL		211	2	1%	213
San Jose Health & Rehabilitation		207	6	3%	213
YOUR FAMILY WALK-IN CLINIC		15	198	93%	213
Bayside Health and Rehabilitation		181	31	15%	212
HUNT CLUB PEDIATRIC ASSOCIATES PA		146	66	31%	212
CONSULATE HEALTH CARE OF WINTER HAVEN		209	3	1%	212
SUNRISE DIAGNOSTIC LABORATORY		159	53	25%	212
BENDERSON FAMILY SKILLED NURSING AND□		195	17	8%	212

COVID-19: testing by laboratory

Data through Apr 20, 2021 verified as of Apr 21, 2021 at 09:25 AM

Data in this report are provisional and subject to change.

The numbers in the table below represent the number of Florida and non-Florida residents for whom test results were received by the Department of Health. A person can be tested by more than one laboratory and can have both positive and negative results. **Therefore, the sum of the numbers in each column will be larger than the total number of people tested.**

Reporting lab	Inconclusive	Negative	Positive	Percent positive	Total
FULGENT GENETICS	3	166	43	20%	212
SACRED HEART HEALTH SYSTEM INC		176	36	17%	212
The Waterford		209	3	1%	212
BOCA RATON REHABILITATION CENTER	4	203	4	2%	211
LABCORP BURLINGTON	1	157	53	25%	211
GEORGE SAFRAN MD PC		198	13	6%	211
GLENRIDGE ON PALMER RANCH,THE		202	8	4%	210
GOOD SAMARITAN SOCIETY OF DELAND		199	11	5%	210
HEALTH FIRST - HOLMES REGIONAL MEDICAL CENTER		32	178	85%	210
Royal Oaks Nursing and Rehab		209	1	0%	210
BONITA PHARMACY		190	20	10%	210
UNIVERSITY OF MIAMI		77	132	63%	209
PEDIATRIC SPECIALISTS MEDICAL GROUP☐	1	186	22	11%	209
Whispering Oaks	11	175	23	11%	209
THE PALACE NURSING AND REHABILITATION CENTER		209			209
PALMS MEDICAL GROUP HIGH SPRINGS		174	35	17%	209
Nspire Health Care Kendall		199	10	5%	209
MATHISON RETIREMENT COMMUNITY, INC	1	200	8	4%	209
ESCAMBIA COUNTY JAIL DETENTION DIVISION		203	5	2%	208
JUNO DERMATOLOGY LLC		189	18	9%	207
MCW MENTAL HEALTH LLC		203	4	2%	207
TARPON POINT NURSING AND REHABILITATION CENTER		203	3	1%	206
ALL SEASONS NAPLES LLC☐		198	8	4%	206
LAB CORP	1	120	85	41%	206
MIRACLE HILL NURSING & REHABILITATION CENTER INC		200	6	3%	206
HIALEAH SHORES NURSING AND REHAB CENTER		197	8	4%	205
Cross Terrace REhabilitation		203	2	1%	205
FLORIDA DEPARTMENT OF HEALTH IN TAYLOR COUNTY	1	160	43	21%	204
PCB CLINIC		159	45	22%	204
REGENCY PARK		186	18	9%	204
VILLA MARIA WEST SKILLED NURSING FACILITY		196	8	4%	204
NEW YORK CITY DEPARTMENT OF HEALTH & MENTAL		170	34	17%	204
DISCOVERY VILLAGE AT NAPLES		187	17	8%	204
ABSOLUTE HEALTH INTERNAL MEDICINE AND PEDIATRICS		182	22	11%	204
ESCAMBIA COUNTY JAIL	2	157	45	22%	204
PALM HARBOR FAMILY PRACTICE & WALK-IN		157	47	23%	204
TUSCAN GARDENS OF PALM COAST		199	5	2%	204
Sunrise Health and Rehabilitation Center		195	8	4%	203
MIAMI VA HEALTHCARE SYSTEM			203	100%	203
PATHGROUP LABS LLC		97	106	52%	203
BROOKDALE OF SPRING HILL	9	192	2	1%	203
FREEDOM SQUARE NURSING CENTER☐		192	11	5%	203
HOSPITAL FOR SPECIAL SURGERY		200	3	1%	203
SENIOR LIVING VII TAMPA LLC☐	1	193	9	4%	203
ADVENT HEALTH CENTRA CARE - APOPKA NORTH		172	30	15%	202
POLK COUNTY HEALTH DEPARTMENT		178	24	12%	202
PATRIOT MEDICAL LABORATORIES		194	8	4%	202

COVID-19: testing by laboratory

Data through Apr 20, 2021 verified as of Apr 21, 2021 at 09:25 AM

Data in this report are provisional and subject to change.

The numbers in the table below represent the number of Florida and non-Florida residents for whom test results were received by the Department of Health. A person can be tested by more than one laboratory and can have both positive and negative results. **Therefore, the sum of the numbers in each column will be larger than the total number of people tested.**

Reporting lab	Inconclusive	Negative	Positive	Percent positive	Total
SOUTH BALDWIN REGIONAL MEDICAL CENTER		189	13	6%	202
VAMC WEST PALM LAB		5	196	98%	201
Governors Creek Health and Rehabilitation	1	198	2	1%	201
WORKPLACE SCREENING INTELLIGENCE			201	100%	201
AMA MEDICAL GROUP LLC		169	32	16%	201
EDWARD J HEALEY REHAB & NURSING CENTER		200			200
BARKLEY PLACE	1	194	5	3%	200
HERITAGE HEALTHCARE AND REHABILITATION CENTER		195	5	3%	200
GULF COAST MEDICAL CENTER		194	6	3%	200
GRACE PEDIATRICS		168	31	16%	199
ADVENT HEALTH - CARROLLWOOD	4	169	26	13%	199
AVANTE OF BOCA RATON		198	1	1%	199
ARDEN COURTS OF DELRAY BEACH FL LLC	3	186	10	5%	199
FIRSTCARE CLINIC		114	84	42%	198
DEPARTMENT OF HEALTH & HUMAN SERVICES		198			198
BARBARA O'REILLY MD PA		194	4	2%	198
Kindred Hospital South Florida Hollywood SNU		190	8	4%	198
GATTOLINE ENTERPRISES, INC. DBA FAMILY CARE PHARMACY		163	35	18%	198
VILLAGE PEDIATRICS LLC		168	30	15%	198
LAUREL POINT CARE ACQUISITION LLC DBA SANDGATE GARDENS REHAB AND NURSI		171	27	14%	198
Signature Healthcare of Ormond		197	1	1%	198
BAYFRONT MEDICAL		164	33	17%	197
RIVERWOOD CENTER,THE		186	10	5%	196
ABBIEJEAN RUSSELL CARE CENTER		195	1	1%	196
NO FLORIDA PEDIATRICS, PA		169	27	14%	196
JACKSONVILLE NURSING AND REHAB CENTER		187	8	4%	195
Heritage Park Rehabilitation & Healthcare		177	18	9%	195
WALGREENS 4915	1	175	19	10%	195
JACKSON COUNTY HEALTH DEPARTMENT		146	49	25%	195
CLERMONT URGENT CARE			195	100%	195
BRUCE S WEST MD	1	193	1	1%	195
BEACON AT GULF BREEZE, THE	2	181	11	6%	194
MEASE COUNTRYSIDE HOSPITAL		2	192	99%	194
FINLAY CLINICAL LABORATORY INC	1	39	153	79%	193
Hampton Court Nursing and Rehabilitation Center		191	2	1%	193
XPRESS URGENT CARE- PORT ST. LUCIE		65	128	66%	193
SARNO EXTENDED HOURS		124	69	36%	193
HEALTHPOINT MED GRP OF THE EMERALD COAST LLC		158	35	18%	193
FIRST CHOICE PEDIATRICS SEMORAN		98	94	49%	192
CARE CENTERS OF NASSAU		189	3	2%	192
CYPRESS POINT LIVING, LLC		177	15	8%	192
DOLPHIN POINTE HEALTH CARE LLC		169	23	12%	192
HEALTH LINK DIAGNOSTIC LABORATORIES		182	9	5%	191
NADAL PEDIATRICS - VICTORIA STREET (3385)		162	28	15%	190
NEO GENOMICS - FORT MYERS	1	183	6	3%	190
MAGNOLIA DIAGNOSTICS, LLC	4	158	28	15%	190
PHYSICIANS REGIONAL MEDICAL CENTER - PINE RIDGE		20	169	89%	189

COVID-19: testing by laboratory

Data through Apr 20, 2021 verified as of Apr 21, 2021 at 09:25 AM

Data in this report are provisional and subject to change.

The numbers in the table below represent the number of Florida and non-Florida residents for whom test results were received by the Department of Health. A person can be tested by more than one laboratory and can have both positive and negative results. **Therefore, the sum of the numbers in each column will be larger than the total number of people tested.**

Reporting lab	Inconclusive	Negative	Positive	Percent positive	Total
WOMEN'S CARE FLORIDA LABORATORY		183	5	3%	188
LIFE CARE CENTER OF ALTAMONTE SPRINGS		157	31	16%	188
VIPEDIATRICS PLLC		173	15	8%	188
OCEAN REEF MEDICAL CENTER		150	38	20%	188
GEORGIA DEPARTMENT OF PUBLIC HEALTH	1	5	182	97%	188
HAWKINS FAMILY MEDICINE LLC	1	136	51	27%	188
NIGHT LITE PEDIATRICS WINTER GARDEN		144	44	23%	188
BVM THE BRIDGES LLC		188			188
VIERA MANOR ASSISTED LIVING RESIDENCE		181	7	4%	188
TUSCAN GARDENS OF VENETIA MANAGEMENT COMPANY		174	14	7%	188
SUMMERFIELD EMERGENCY ROOM		142	46	24%	188
ZON BEACHSIDE LLC		151	37	20%	188
GLADES HEALTH CARE CENTER		184	3	2%	187
PLANTATION NURSING & REHAB CENTER		187			187
FLORIDA MEDICAL CLINIC LLC		115	72	39%	187
FEDERATION CCRC OPERATIONS CORP		186	1	1%	187
US MEDICAL CARE, INC		164	23	12%	187
LAKE WALES OPERATING GROUP LLC		181	5	3%	186
ANTHEM LAKES LLC		151	35	19%	186
CHARTER SENIOR LIVING OF PANAMA CITY BEACH		165	21	11%	186
CSL PLASMA		31	155	83%	186
PPC-LAB EDI ORCHARD BI		176	9	5%	185
PEDIATRICS OF GREATER ORLANDO		157	28	15%	185
RITE MEDICAL CARE PC		183	2	1%	185
ADVENT		172	13	7%	185
BAPTIST HEALTH PRIMARY CARE	1	134	50	27%	185
ST. JAMES BAY HEALTH AND REHABILITATION CENTER		183	1	1%	184
ARDEN COURTS OF LARGO FL, LLC		162	22	12%	184
CANTERFIELD OF OCALA, LLC		173	11	6%	184
BROOKDALE ORANGE PARK		182	2	1%	184
CANTERFIELD OF CLAY COUNTY		146	38	21%	184
PRIMECARE OF DOTHAN		129	54	30%	183
ROSECASTLE OF ZEPHRHILLS		180	3	2%	183
NORTH BEACH REHABILITATION CENTER		181	2	1%	183
ADVENT HEALTH CENTRA CARE - WESLEY CHAPEL		13	170	93%	183
SUNY UPSTATE MEDICAL UNIVERSITY		168	15	8%	183
BENTON HOUSE AT OAKLEAF		152	30	16%	182
EXOSOME DIAGNOSTICS	1	162	19	10%	182
EMBRY RIDDLE AERONAUTICAL UNIVERSITY HEALTH SERVICES		1	181	99%	182
Emory L Bennett State Veterans Nursing Home		178	3	2%	181
The Inn at Sarasota Bay Club		179	2	1%	181
BAY EDUCATORS WELLNESS CENTER		123	57	32%	180
STERLING HOUSE OF PUNTA GORDA		179	1	1%	180
AMERICAN FAMILY MEDICAL LLC		136	43	24%	179
RDV SPORTSPLEX PEDIATRICS		151	28	16%	179
BRIGHTON EGGERT PHARMACY INC		171	7	4%	178
NORTH FLORIDA INTERNAL MEDICINE PA		144	34	19%	178

COVID-19: testing by laboratory

Data through Apr 20, 2021 verified as of Apr 21, 2021 at 09:25 AM

Data in this report are provisional and subject to change.

The numbers in the table below represent the number of Florida and non-Florida residents for whom test results were received by the Department of Health. A person can be tested by more than one laboratory and can have both positive and negative results. **Therefore, the sum of the numbers in each column will be larger than the total number of people tested.**

Reporting lab	Inconclusive	Negative	Positive	Percent positive	Total
FLORIDA HEALTH CARE PLANS INC		2	175	99%	177
MOBILE INFIRMARY MED CENTER PATH LAB		162	15	8%	177
KINDRED HOSPITAL MELBOURNE	1	170	6	3%	177
ADVENT HEALTH CENTRA CARE - CARROLLWOOD		5	172	97%	177
ROSECASTLE OF CITRUS		147	30	17%	177
CAYUGA MEDICAL CENTER AT ITHACA		172	5	3%	177
MID FLORIDA PATHOLOGY LLC MOBILE UNIT #4		124	53	30%	177
WEST COAST FAMILY MEDICAL CARE		141	35	20%	176
GENE BY GENE		61	115	65%	176
FLORIDA DEPARTMENT OF HEALTH IN ALACHUA COUNTY -		162	14	8%	176
ASTON GARDENS AT PELICAN MARSH		169	7	4%	176
LAKEVIEW TERRACE RETIREMENT COMMUNITY		156	19	11%	175
ORLANDO HEALTH EMERGENCY DEPARTMENT		163	12	7%	175
Lehigh Acres Health and Rehabilitation		163	12	7%	175
GULFCOAST PEDIATRICS		163	11	6%	174
ANCHOR CARE AND REHABILITATION CENTER		173	1	1%	174
Signature Healthcare of Palm Beach		172	2	1%	174
QUEENS HOSPITAL CENTER	1	163	10	6%	174
Madison Health and Rehabilitation Center		137	36	21%	173
TRADITION MEDICAL CENTER LABORATORY		55	118	68%	173
CENTRAL FLORIDA HEALTHCARE GROUP LLC		151	22	13%	173
WALGREENS #06012		153	20	12%	173
EAST NEW YORK DIAGNOSTIC AND TREATMENT		164	9	5%	173
SUWANNEE VALLEY NURSING CENTER		158	14	8%	172
COASTAL INTERNAL MEDICINE		133	39	23%	172
URGENT CARE OF THE PALM BEACHES, NORTH PALM BEACH			172	100%	172
QUALITY URGENT CARE AND WELLNESS PL	3	124	45	26%	172
FHMG-FLORIDA HOSPITAL MEDICAL GROUP		146	26	15%	172
FORT WALTON REHABILITATION CENTER		133	39	23%	172
SEMINOLE TRIBE OF FLORIDA		140	31	18%	171
BROOKDALE FORT MYERS THE COLONY		167	4	2%	171
HIGHLANDS LAKE CENTER		165	5	3%	170
Belleair Healthcare Center		164	6	4%	170
Life Care Center of Orlando		164	5	3%	169
NO FLORIDA PEDIATRICS, PA - BRADFORD		140	29	17%	169
WOODBIDGE FACILITY INC		164	5	3%	169
HEARTLAND HEALTHCARE AND REHAB CENTER		146	22	13%	168
CVS		43	125	74%	168
PANAMA CITY DEVELOPMENTAL CENTER□		168			168
ADVENT HEALTH CENTRA CARE - TEMPLE TERRACE	1	104	63	38%	168
TERRACE AT HOBE SOUND, THE	1	154	12	7%	167
WESLEY HAVEN VILLA	1	131	35	21%	167
FINNISH AMERICAN REST HOME-ALF		165	2	1%	167
OSPREY VILLAGE AT AMELIA ISLAND LTD		157	10	6%	167
MINUTECLINIC DIAGNOSTIC OF TEXAS, LLC		149	17	10%	166
MEADOWCREST FAMILY PHYSICIANS		97	69	42%	166
BROOKDALE BONITA SPRINGS		162	3	2%	165

COVID-19: testing by laboratory

Data through Apr 20, 2021 verified as of Apr 21, 2021 at 09:25 AM

Data in this report are provisional and subject to change.

The numbers in the table below represent the number of Florida and non-Florida residents for whom test results were received by the Department of Health. A person can be tested by more than one laboratory and can have both positive and negative results. **Therefore, the sum of the numbers in each column will be larger than the total number of people tested.**

Reporting lab	Inconclusive	Negative	Positive	Percent positive	Total
CITRUS HEALTH AND REHAB		132	33	20%	165
WILTON MANORS HEALTH & REHABILITATION CENTER		156	9	5%	165
PEDIATRIC ASSOCIATES AT ARGYLE PA		158	7	4%	165
THE ARLINGTON OF NAPLES INC.		162	3	2%	165
KINDRED HOSPITAL SOUTH FLORIDA		129	35	21%	164
NORTH PORT REHABILITATION AND NURSING CENTER□		163	1	1%	164
KRYSTAL BAY NURSING AND REHABILITATION		158	6	4%	164
BAYCARE HEALTH SYSTEMS	1	6	156	96%	163
TRI COUNTY NURSING HOME		162	1	1%	163
PRECISION GENETICS, INC		157	6	4%	163
KINDRED HOSPITAL - SOUTH FLORIDA		160	3	2%	163
BRADENTON HEALTH CARE		163			163
JEFFERSON COUNTY HEALTH DEPARTMENT-MONTICELLO		125	37	23%	162
ADVENTHEALTH MEDICAL GROUP FAMILY MEDICINE AT		122	40	25%	162
Peninsula Care and Rehab		150	12	7%	162
HAZELDEN FLORIDA	1	153	7	4%	161
SOMERBY LAKE NONA		154	7	4%	161
ARCADIA HEALTH AND REHABILITATION CENTER		100	60	38%	160
ISLAND HEALTH AND REHABILITATION CENTER		159	1	1%	160
KEYSTONE REHAB		160			160
GREENBRIAR REHABILITATION AND NURSING CENTER	1	159			160
F&T MEDICAL RESEARCH, INC		160			160
BROOKDALE PENSACOLA		158	1	1%	159
DESOTO PALMS ALF		154	5	3%	159
WALTON PLACE		159			159
PROMPT CARE OF CENTRAL FLORIDA			159	100%	159
JPR URGENT MEDICAL CARE		155	4	3%	159
MINUTECLINIC DIAGNOSTIC		149	9	6%	158
WUESTHOFF REF LABORATORY			158	100%	158
WRIGHTS HEALTH CARE AND REHABILITATION CENTER		128	30	19%	158
TIMBERRIDGE NURSING HOME & REHAB		123	34	22%	157
MAINSTREAM DIAGNOSTIC LABORATORY LLC		133	24	15%	157
POINTE, THE		129	28	18%	157
DOCTORS MEMORIAL FAMILY PRACTICE	2	119	36	23%	157
ARDEN COURTS OF PALM HARBOR		137	20	13%	157
NEMOURS CHILDREN'S URGENT CARE		80	77	49%	157
ALL FLORIDA FAMILY AND SPORTS MEDICINE		134	23	15%	157
HOSPICE OF THE TREASURE COAST		151	5	3%	156
WEST		138	18	12%	156
Englewood Healthcare and Rehab		141	15	10%	156
DIAMOND RIDGE		147	8	5%	155
PROVIDENCE HOSPITAL LABORATORY		147	8	5%	155
GRAVITY DIAGNOSTICS		56	99	64%	155
COCOA BEACH/ADVENT CENTRA		41	114	74%	155
CHERRY OAK PALM BEACH COUNTY		146	8	5%	154
CARE RESOURCE COMMUNITY HEALTH CENTERS INC		147	7	5%	154
CORE BIO LABS		76	78	51%	154

COVID-19: testing by laboratory

Data through Apr 20, 2021 verified as of Apr 21, 2021 at 09:25 AM

Data in this report are provisional and subject to change.

The numbers in the table below represent the number of Florida and non-Florida residents for whom test results were received by the Department of Health. A person can be tested by more than one laboratory and can have both positive and negative results. **Therefore, the sum of the numbers in each column will be larger than the total number of people tested.**

Reporting lab	Inconclusive	Negative	Positive	Percent positive	Total
FAWCETT MEMORIAL HOSPITAL-LAB		39	115	75%	154
AMERICAN HOUSE COCONUT POINT		133	21	14%	154
PALMETTTO FACILITY INC	1	153			154
WALGREENS 6221		136	18	12%	154
PRUITT HEALTH		152	2	1%	154
ALLCARE MEDICAL CENTERS PC		129	24	16%	153
PHYSICIAN PARTNERS PERRY		89	64	42%	153
ATMORE COMMUNITY HOSPITAL LABORATORY		124	28	18%	152
TUSCAN ISLE CHAMPIONSGATE OP CO LLC		150	2	1%	152
SUNNY HILLS ALF OF SEBRING INC		140	12	8%	152
CRANE CENTER		121	31	20%	152
ADVENTHEALTH HOSPICE CARE CENTRAL FLORIDA		147	4	3%	151
CLINICAL LABS OF HAWAII		151			151
REFUAH HEALTH CENTER LABORATORY		143	8	5%	151
FAWCETT MEMORIAL HOSPITAL LABORATORY			151	100%	151
NAVARRE GARDENS LLC		126	25	17%	151
ORANGE COUNTY CORRECTIONS HEALTH SERVICES		121	30	20%	151
GOLD CHOICE SENIOR COMMUNITIES		109	41	27%	150
CROSSWINDS HEALTH AND REHABILITATION CENTER	1	147	2	1%	150
The Crossroads		149	1	1%	150
BIGGERS FAMILY MEDICINE PA	1	135	14	9%	150
LABORATORY OF FLORIDA		97	53	35%	150
PALM BEACH COUNTY HEALTH DEPT LAB	4	139	7	5%	150
MERCY MEDICAL URGENT CARE CENTER INC		96	53	36%	149
MINUTECLINIC DIAGNOSTIC OF SOUTH CARO		125	24	16%	149
PRECISION HEALTH RESOURCES, LLC	1	133	15	10%	149
SOUTH GEORGIA MEDICAL CENTER		99	50	34%	149
CLEARWATER STATMED QUICK QUALITY CLINICS		43	106	71%	149
MACKOUL PEDIATRICS FORT MYERS		130	18	12%	148
CITRUS MEMORIAL HOSPITAL			148	100%	148
MILLENNIUM LAB SERVICES			148	100%	148
BRANDON COMMUNITY HEALTH CENTER		123	25	17%	148
SEAGRASS VILLAGE FLEMING ISLAND		111	37	25%	148
East Bay Rehabilitation Center		113	34	23%	147
TGH URGENT CARE – SEMINOLE			147	100%	147
MEMORY CARE OF NAPLES		146	1	1%	147
SONATA COCONUT CREEK	2	122	23	16%	147
HARBOR BEACH NURSING AND REHABILITATION CENTER		138	8	5%	146
DAYSPRING VILLAGE		124	22	15%	146
Quail Run Health Care Center		146			146
CLINICA HISPANA		1	145	99%	146
BOSTON RED SOX CLUB LP		144	2	1%	146
WEDGEWOOD HEALTHCARE CENTER		94	52	36%	146
HEARTLAND SOUTH JACKSONVILLE OF JACKSONVILLE FL ,		146			146
ADVENTHEALTH CENTRA CARE PONCIANA	1	81	63	43%	145
AEGIS MEDICAL GROUP		121	24	17%	145
FAMILY EXTENDED CARE OF CENTRAL TAMPA		127	18	12%	145

COVID-19: testing by laboratory

Data through Apr 20, 2021 verified as of Apr 21, 2021 at 09:25 AM

Data in this report are provisional and subject to change.

The numbers in the table below represent the number of Florida and non-Florida residents for whom test results were received by the Department of Health. A person can be tested by more than one laboratory and can have both positive and negative results. **Therefore, the sum of the numbers in each column will be larger than the total number of people tested.**

Reporting lab	Inconclusive	Negative	Positive	Percent positive	Total
REGENCY CARE OF BLOUNTSTOWN LLC		135	10	7%	145
BROOKDALE CAPE CORAL		145			145
MD NOW MEDICAL CENTERS INC		107	37	26%	144
WILLOWBROOKE COURT AT ST ANDREWS ESTATES		139	5	3%	144
NCRNC INC		140	4	3%	144
OPPENHEIMER PLASTIC SURGERY LLC		139	5	3%	144
DAYSPRING SENIOR LIVING LLC		141	2	1%	143
PALM GARDEN OF PINELLAS		143			143
PROVISTA DIAGNOSTICS, INC		140	3	2%	143
JEFFERY WEINZWEIG		2	141	99%	143
MAGNOLIA MEDICAL CLINIC		34	109	76%	143
SMILEY MEDICAL GROUP		108	35	24%	143
DB MD		126	16	11%	142
OAKHURST CENTER		135	7	5%	142
OAKS OF KISSIMMEE HEALTH AND REHABILITATION CENTER		139	3	2%	142
MINUTECLINIC LLC #4987		125	17	12%	142
LabCorp L#09258090 M#09258105		74	67	48%	141
RESEARCH CENTERS OF AMERICA, LLC		117	24	17%	141
MV MEDICAL PRACTICE DBA PRIMARY URGENT CARE		134	7	5%	141
UNITED CLINICAL LABORATORIES		132	9	6%	141
NOVARI CARE LLC		97	44	31%	141
GATEWAY CARE CENTER		139	2	1%	141
PORT ST LUCIE REHABILITATION AND HEALTHCARE		98	43	30%	141
Gulf Coast Healthcare (Longwood Health and Rehab		118	21	15%	139
GRAND OAKS HEALTH & REHABILITATION		138	1	1%	139
Gabisa Medical LLC		139			139
REGENCY OAKS HEALTH CENTER		137	2	1%	139
ARDEN COURTS OF LELY PALMS		137	2	1%	139
ADVENT HEALTH CENTRA CARE - CITRUS PARK		9	129	93%	138
MANOR CARE OF PALM HARBOR		135	3	2%	138
ADVENT HEALTH CENTRA CARE - DELAND		28	110	80%	138
Centre Pointe Health and Rehabilitation Center		127	11	8%	138
Lakeside Nursing and Rehabilitation Center	1	112	25	18%	138
AHEC CLINIC		8	130	94%	138
GRAND VILLA OF ORMOND BEACH		132	6	4%	138
GARDENS HEALTH NH LLC		135	3	2%	138
WINDSOR OF LAKEWOOD RANCH,THE		136	2	1%	138
CARENOW URGENT CARE - LAKE MARY			138	100%	138
AMERICAN PATHOLOGY PARTNERS		136	2	1%	138
JOHN KNOX VILLAGE OF CENTRAL FLORIDA		132	5	4%	137
DOCTOR'S IN HOUSE LABORATORY		18	119	87%	137
LEE MEMORIAL HEALTH SYSTEM HEALTH FAIR		132	5	4%	137
MANOR AT BLUEWATER BAY		131	6	4%	137
OCALA CBOC		131	6	4%	137
Summit Medical Group		125	12	9%	137
SPRING HAVEN RETIREMENT	1	133	3	2%	137
A2Z DIAGNOSTICS		136	1	1%	137

COVID-19: testing by laboratory

Data through Apr 20, 2021 verified as of Apr 21, 2021 at 09:25 AM

Data in this report are provisional and subject to change.

The numbers in the table below represent the number of Florida and non-Florida residents for whom test results were received by the Department of Health. A person can be tested by more than one laboratory and can have both positive and negative results. **Therefore, the sum of the numbers in each column will be larger than the total number of people tested.**

Reporting lab	Inconclusive	Negative	Positive	Percent positive	Total
MED COMP SCIENCES		3	134	98%	137
KINDRED HOSPITAL NORTH FLORIDA	3	126	8	6%	137
SONATA DELRAY BEACH		125	11	8%	136
CLARE BRIDGE OF CAPE CORAL	1	135			136
LONGWOOD HEALTH AND REHABILITATION CENTER		124	12	9%	136
ADVENT HEALTH CENTRA CARE - ORANGE CITY	1	53	82	60%	136
MD NOW MEDICAL CENTERS, INC.		107	29	21%	136
HARBORCHASE OF VERO BEACH	1	117	18	13%	136
LIFE CARE CENTER OF JACKSONVILLE		115	21	15%	136
HIGHLANDS MEDICAL CENTER		133	3	2%	136
WELLOW URGENT CARE PC		133	2	1%	135
SONATA WEST		133	2	1%	135
IRL MARKET LAB ALACHUA		104	31	23%	135
PEDIATRIC CARE CENTER		135			135
STEWARD MEDICAL GROUP		34	100	75%	134
SANDALWOOD NURSING CENTER		127	7	5%	134
ADVANCED MEDICAL CENTER		86	48	36%	134
SUNY UPSTATE OVERFLOW LABORATORY		134			134
DIAGNOSTIC LABORATORY OF OKLAHOMA		107	26	20%	133
SOUTH CAMPUS FACILITY INC		122	11	8%	133
VITAS HEALTHCARE		122	11	8%	133
LABCORP RTP		54	79	59%	133
VITAS HEALTHCARE CORPORATION OF FLORIDA		128	4	3%	132
TURNING POINT OF TAMPA		125	7	5%	132
COASTAL DETOX		129	3	2%	132
ARIZONA DEPARTMENT OF HEALTH SERVICES		5	127	96%	132
AMERICAN HOUSE-BONITA SPRINGS		131	1	1%	132
THE REHABILITATION CENTER OF LAKE CITY		127	5	4%	132
CENTRACARE		18	114	86%	132
FOUNTAINS OF HOPE LLC, THE		130	1	1%	131
SONNIS PEDIATRICS PA		117	14	11%	131
FLORIDA DEPARTMENT OF HEALTH IN WALTON COUNTY		117	14	11%	131
LAKELAND REGIONAL HEALTH LAKE MIRIAM	2	87	42	32%	131
CORNERSTONE MEDICAL CARE OF BRANDON PL		107	24	18%	131
THE WELLNESS CENTER AT LAKEWOOD RANCH		43	88	67%	131
The Crossings		129	2	2%	131
INTEGRATED REGIONAL LABORATORIES		119	12	9%	131
NSPIRE HEALTHCARE TAMARAC		91	40	31%	131
GRAND VILLA OF LAKELAND		124	6	5%	130
MOOSEHAVEN LIFE CARE CENTER		130			130
COQUINA CENTER		125	5	4%	130
ST PETERSBURG PEDIATRICS-MLK JUNIOR BLVD		120	10	8%	130
ALTERNATIVE LIVING, INC DBA TWIN CITIES PAVILION		127	3	2%	130
NORTHEAST FLORIDA STATE HOSP-NURSING		129	1	1%	130
WILLOW BROOKE COURT AT AZALEA TRACE		128	2	2%	130
CHARLES CROFT MD	1	127	1	1%	129
TRI-COUNTY NURSING HOME		117	12	9%	129

COVID-19: testing by laboratory

Data through Apr 20, 2021 verified as of Apr 21, 2021 at 09:25 AM

Data in this report are provisional and subject to change.

The numbers in the table below represent the number of Florida and non-Florida residents for whom test results were received by the Department of Health. A person can be tested by more than one laboratory and can have both positive and negative results. **Therefore, the sum of the numbers in each column will be larger than the total number of people tested.**

Reporting lab	Inconclusive	Negative	Positive	Percent positive	Total
ARBOR TERRACE SAN JOSE LLC	3	124	2	2%	129
OAKS OF CLEARWATER, THE		126	3	2%	129
QUICK CARE MED PL CR		80	49	38%	129
BMHSI-AEL MICROBIOLOGY LABORATORY	2	102	25	19%	129
THE CLUB AND REHABILITATION CENTER		126	1	1%	127
LONGWOOD CARDIOLOGY			127	100%	127
SURFSIDE URGENT CARE		104	23	18%	127
PANAMA PHARMACY	3	106	18	14%	127
HILLSBOROUGH COUNTY DEVELOPMENTAL CTR	1	117	9	7%	127
ROHR HOME		123	4	3%	127
MINUTECLINIC DIAGNOSTIC OF NORTH CAROL		103	24	19%	127
BAY REGIONAL URGENT CARE	1	86	40	31%	127
MEYER PEDIATRICS		111	16	13%	127
Shoal Creek Rehabilitation Center		85	42	33%	127
KINDRED HOSPITAL-BAY AREA-ST PETERSBURG LAB	1	120	6	5%	127
GESSLER CLINIC PA		98	29	23%	127
L&S SENIOR CARE DBA ARCADIA OAKS	4	121	1	1%	126
MORTON PLANT HOSPITAL NURSING		2	124	98%	126
SOLARIS SENIOR LIVING OF MERRITT ISLAND		121	5	4%	126
MICRO PATH LABORATORIES INC		123	3	2%	126
HEARTLAND PHARMACY LAKE PLACID, INC		94	31	25%	125
FLORIDA DEPARTMENT OF HEALTH IN LAKE COUNTY	1	79	45	36%	125
SEMINOLE SPORTS AND FAMILY MEDICINE		109	16	13%	125
IQBAL A FARUQUI MD		93	32	26%	125
KEYSTYLE LIVING LLC	1	122	1	1%	124
NORTH FL SOUTH GA HCS-MALCOM RANDALL VAMC			124	100%	124
WINDERMERE MEDICAL CENTER		119	5	4%	124
ARBOR GLEN AT ARBOR TRACE	2	113	9	7%	124
ADVENT HEALTH CENTRA CARE - BRANDON		31	93	75%	124
DIATHERIX LABORATORIES		72	52	42%	124
Mt Sinai Aventura			124	100%	124
WALGREENS #04809	1	107	16	13%	124
ISLAND URGENT CARE PLLC DBA AFC URGENT CARE		123	1	1%	124
PSL NAPLES BH OPERATIONS, LLC		123			123
CITRUS MEMORIAL HEALTH SYSTEM LAB		2	121	98%	123
ARDEN COURTS OF WEST PALM BEACH		122	1	1%	123
SEVEN HILLS HEALTH AND REHABILITATION CENTER		107	16	13%	123
GENEDX		48	75	61%	123
MONTEFIORE MEDICAL CENTER LABORATORIES - MOSES		113	10	8%	123
TIFFANY HALL NURSING AND REHAB CENTER		114	9	7%	123
VILLAGE ON THE ISLE		116	6	5%	122
PHYSICIANS REGIONAL CLINIC		92	30	25%	122
PALMS EDGE	1	113	8	7%	122
PARKVIEW HEALTH		121	1	1%	122
TGH URGENT CARE - TYRONE		3	119	98%	122
FLORIDA ATLANTIC UNIVERSITY		115	7	6%	122
PRIME HEALTH OF NORTH PORT LLC		102	20	16%	122

COVID-19: testing by laboratory

Data through Apr 20, 2021 verified as of Apr 21, 2021 at 09:25 AM

Data in this report are provisional and subject to change.

The numbers in the table below represent the number of Florida and non-Florida residents for whom test results were received by the Department of Health. A person can be tested by more than one laboratory and can have both positive and negative results. **Therefore, the sum of the numbers in each column will be larger than the total number of people tested.**

Reporting lab	Inconclusive	Negative	Positive	Percent positive	Total
BIODESIX, INC.		93	29	24%	122
THREE OAKS PHARMACY INC		109	13	11%	122
MINUTECLINIC DIAGNOSTIC OF RHODE ISLAND, LLC #729		118	4	3%	122
Crystal Health & Rehab Center		115	6	5%	121
SIGNATURE HEALTHCARE OF PORT CHARLOTTE		114	7	6%	121
BROOKDALE PALM COAST		121			121
SUNRISE SENIOR LIVING OF JACKSONVILLE		112	9	7%	121
WESTCHESTER MEDICAL CENTER	1	115	5	4%	121
URGENT CARE TCMA			121	100%	121
LANDMARK HOSPITAL SOUTHWEST FLORIDA LLC		118	3	2%	121
BROOKDALE JENSEN BEACH		118	3	2%	121
EC OPCO CARROLLWOOD LLC		114	7	6%	121
PINELLAS COUNTY JAIL			121	100%	121
Sandy Ridge Center for Rehabilitation and Healing		100	21	17%	121
THE COURTYARD ASSISTED LIVING		117	4	3%	121
ARBOR TERRACE ORTEGA LLC	2	116	2	2%	120
PEDIATRIC SERVICES AND BREATHING CENTER PA		92	28	23%	120
FLAGLER COLLEGE HEALTH SERVICES		86	34	28%	120
FHMG LAKE MARY PEDS		103	16	13%	119
PANCARE HEALTH GULF COUNTY		91	28	24%	119
RDX BIOSCIENCE		60	59	50%	119
MY CLINICAL LAB INC		17	102	86%	119
MATHISON RETIREMENT COMMUNITY		114	5	4%	119
HOBDAIRI FAMILY HEALTH LLC		83	36	30%	119
LATE HOURS URGENT CARE		62	57	48%	119
ORANGE PARK PEDIATRICS		108	11	9%	119
Hialeah Nursing And Rehabilitation Center		113	6	5%	119
PICH KTM CORP DBA MEDTOWN PHARMACY		102	17	14%	119
MED ONE AT SAINT AUGUSTINE		87	32	27%	119
SH HERON EAST LLC		103	15	13%	118
COASTAL HEALTH AND REHAB		110	8	7%	118
VILLAS OF HOLLY BROOK - BRADENTON 14TH		116	2	2%	118
BROWARD HEALTH CORAL SPRINGS EPIDEMIOLOGY DEPT		1	117	99%	118
Golfview Healthcare Center		111	6	5%	117
NEIGHBORHOOD MEDICAL CENTER		112	5	4%	117
UNIVERSITY HEALTH SYSTEM INC		106	11	9%	117
HOSPICE OF THE EMERALD COAST INC - PANAMA CITY	2	108	7	6%	117
BROOKDALE COLONIAL PARK	2	114	1	1%	117
FHMG- FLORIDA HOSPITAL MEDICAL GROUP		103	14	12%	117
MINUTECLINIC DIAGNOSTIC OF NORTH CARO		103	14	12%	117
BELVEDERE COMMONS OF FORT WALTON BEACH		106	10	9%	116
GRAND VILLA OF DELAND		108	8	7%	116
HOSPICE OF MARTIN & ST LUCIE, INC		113	3	3%	116
LEE COUNTY SCHOOL DISTRICT	1	108	7	6%	116
MD 365 MEDICAL CARE		115	1	1%	116
WESTWOOD NURSING & REHAB		81	34	30%	115
Alhambra Health and Rehabilitation		115			115

COVID-19: testing by laboratory

Data through Apr 20, 2021 verified as of Apr 21, 2021 at 09:25 AM

Data in this report are provisional and subject to change.

The numbers in the table below represent the number of Florida and non-Florida residents for whom test results were received by the Department of Health. A person can be tested by more than one laboratory and can have both positive and negative results. **Therefore, the sum of the numbers in each column will be larger than the total number of people tested.**

Reporting lab	Inconclusive	Negative	Positive	Percent positive	Total
BAY PINES MEDICAL ASSOCIATES		1	114	99%	115
DELAND WELLNESS CENTER			115	100%	115
TREASURE COAST MEDICAL ASSOCIATES		4	111	97%	115
SUNFLOWER SPRINGS ASSISTED LIVING		105	10	9%	115
CENTRAL FLORIDA HEALTH SERVICES		90	25	22%	115
CABANA AT JENSEN DUNES, THE		110	4	4%	114
ST JOHNS COUNTY DETENTION CENTER		114			114
TUSCAN ISLE OPERATING COMPANY LLC DBA		110	4	4%	114
UNIVERSITY MEDICAL CENTER SUITES		100	14	12%	114
Courtyards of Orlando Care Center		102	12	11%	114
J FRANK AVEY MD		89	25	22%	114
ELAN BUENA VISTA		97	17	15%	114
SUMMIT MEDICAL GROUP PA		104	10	9%	114
ISLAND DOCTORS		23	91	80%	114
SOUTH BALDWIN MEDICAL CENTER GULF SHORES		91	23	20%	114
Fouraker Hills Rehab and Nursing		104	9	8%	113
AVOW HOSPICE INC		113			113
PATRICK AIR FORCE BASE		7	106	94%	113
PUTNAM COUNTY SHERIFFS OFFICE		103	10	9%	113
ALLIED HEALTH FORT PIERCE		112			112
TREASURE COAST PRIMARY CARE		91	21	19%	112
VRL EUROFINs - HAWAII		112			112
ANYLABTEST NOW		104	8	7%	112
CLEVELAND CLINIC FOUNDATION		12	100	89%	112
MG PORT CHARLOTTE II SUBTENANT LLC		99	12	11%	111
NAPHCARE, INC.		101	10	9%	111
ARDEN COURTS OF SARASOTA		94	17	15%	111
ALL MY KIDS PEDIATRICS INC		78	33	30%	111
CSL PLASMA INC		8	103	93%	111
G & R HEALTH MART PHARMACY		91	20	18%	111
ADVENTHEALTH MEDICAL GROUP PRIMARY CARE		103	8	7%	111
OMNI HEALTHCARE, INC		106	4	4%	110
GIBBENS FAMILY MEDICAL, LLC		91	19	17%	110
LAKE HOUSE ASSISTED LIVING		93	17	15%	110
ADVANCED EMURGENT CARE		28	82	75%	110
LENOX HILL HOSPITAL		101	9	8%	110
CARE CENTERS OF NASSAU, LLC - HENDRICKS RD		109			109
Riviera Health Resort		108	1	1%	109
VITAS HEALTHCARE CORP OF FLORIDA		108	1	1%	109
CONSULATE HEALTH CARE OF SARASOTA	1	108			109
VIERA HOSPITAL			109	100%	109
EVANS HEALTH CARE		106	2	2%	108
North Lake Care Center		107	1	1%	108
HARBORCHASE OF NAPLES		93	15	14%	108
CAREMOUNT MEDICAL - PATHOLOGY		104	4	4%	108
QUALITY URGENT CARE AND WELLNESS		68	40	37%	108
CAN COMMUNITY HEALTH		105	2	2%	107

COVID-19: testing by laboratory

Data through Apr 20, 2021 verified as of Apr 21, 2021 at 09:25 AM

Data in this report are provisional and subject to change.

The numbers in the table below represent the number of Florida and non-Florida residents for whom test results were received by the Department of Health. A person can be tested by more than one laboratory and can have both positive and negative results. **Therefore, the sum of the numbers in each column will be larger than the total number of people tested.**

Reporting lab	Inconclusive	Negative	Positive	Percent positive	Total
BAY VIEW HEALTHCARE		85	22	21%	107
EMERALD COAST BEHAVIORAL HOSPITAL		101	6	6%	107
Ocala Oaks Rehabilitation Center		101	6	6%	107
BAYA URGENT CARE LLC		80	27	25%	107
NAVY HOSPITAL			107	100%	107
AESTHETIC SURGERY CENTER OF WINTER PARK, THE	3	99	5	5%	107
AU HEALTH		90	16	15%	106
BROOKDALE CANOPY OAKS		74	32	30%	106
325TH MEDICAL GROUP		87	19	18%	106
ASHRAF MEDICAL GROUP PLLC DBA PULSE MD		103	3	3%	106
MINUTECLINIC DIAGNOSTIC OF OHIO LLC		84	22	21%	106
NORTH FLORIDA EVALUATION AND TREATMENT CENTER	2	99	5	5%	106
NORTH SHORE MEDICAL LABS	1	98	7	7%	106
SANIBEL INTERNAL MEDICINE, LLC		103	3	3%	106
MINUTECLINIC DIAGNOSTIC OF SOUTH CAROLINA, LLC		86	20	19%	106
ELMCROFT OF BELLA VITA		98	8	8%	106
HEART OF FLORIDA REGIONAL MED CTR		35	71	67%	106
MEDICAL CONSULTANTS OF FLORIDA DBA	1	90	14	13%	105
ST PETERSBURG PEDIATRICS-SEMINOLE		92	13	12%	105
MAJESTIC OAKS		102	3	3%	105
UNIVERSTIY CENTER MEDICAL LLC DBA	1	99	5	5%	105
WHITE PLAINS HOSPITAL CENTER LAB		101	4	4%	105
EAST RIDGE RETIREMENT VILLAGE INC		104			104
BLOCK NATION CHASE		88	16	15%	104
PREDICTIVE LABORATORIES, INC	1	90	13	13%	104
GRANDE, THE	2	98	4	4%	104
PEDIATRIC CARE CENTER- JACKSONVILLE BEACH		75	29	28%	104
VISTA MANOR		92	12	12%	104
MENORAH HOUSE		102	1	1%	103
LIFESTREAM BEHAVIORIAL CENTER		82	21	20%	103
BLISS HEALTHCARE SERVICES	1	78	24	23%	103
ST MARK ASSISTED LIVING CENTER	1	90	12	12%	103
BAPTIST MEDICAL CENTER SOUTH		82	21	20%	103
SUNSHINE GARDENS		101	1	1%	102
TOTAL CARE PLUS LLC			102	100%	102
HENNEPIN HEALTHCARE LABORATORY		102			102
KALEIDA HEALTH CENTER FOR LABORATORY		96	6	6%	102
PruittHealth Fleming Island		87	15	15%	102
LECONTE MEDICAL CENTER LAB		83	19	19%	102
CCS - BROWARD COUNTY JAIL		94	7	7%	101
PORT CHARLOTTE REHABILITATION CENTER		87	14	14%	101
ORLANDO LUTHERAN TOWERS ASSISTED LIVING		101			101
MACADAMS HOME HEALTH AGENCY		100	1	1%	101
TREASURE COAST PEDIATRICS PA		95	6	6%	101
TROPICANA MANUFACTURING COMPANY INC		95	6	6%	101
MIAMI BEACH COMMUNITY HEALTH CENTER		2	99	98%	101
BROOKDALE VERO BEACH SOUTH AL		101			101

COVID-19: testing by laboratory

Data through Apr 20, 2021 verified as of Apr 21, 2021 at 09:25 AM

Data in this report are provisional and subject to change.

The numbers in the table below represent the number of Florida and non-Florida residents for whom test results were received by the Department of Health. A person can be tested by more than one laboratory and can have both positive and negative results. **Therefore, the sum of the numbers in each column will be larger than the total number of people tested.**

Reporting lab	Inconclusive	Negative	Positive	Percent positive	Total
Consulate Health Care of Port Charlotte		98	2	2%	100
EXPRESS DOCS LLC		11	89	89%	100
DOUGLAS T JACOBSON STATE VETERANS HOME		100			100
EMERALD COAST CENTER		96	4	4%	100
GLOBAL CENTRAL LABS AT PPD	2	88	10	10%	100
AFTER HOURS PEDIATRICS			100	100%	100
Cross Landings Health and Rehabilitation		97	2	2%	99
PALM BAY HOSPITAL			99	100%	99
TALLAHASSEE VA OPC		94	5	5%	99
DEVANSH LAB WERKS INC		79	20	20%	99
NORTH CENTRAL BRONX HOSPITAL		94	5	5%	99
CENTRAL FLORIDA HEALTH CARE		47	52	53%	99
HAWTHORN HOUSE☐		85	14	14%	99
Consulate Health Care of Jacksonville		85	14	14%	99
FLORIDA COMMUNITY HEALTH CENTERS INC			98	100%	98
VALLEY MEDICAL CENTER		91	7	7%	98
LANDMARK, THE		48	50	51%	98
KORGENE LAB	1	28	69	70%	98
SEMINOLE COUNTY HEALTH DEPARTMENT		79	19	19%	98
URINEGOODHANDS LLC		96	2	2%	98
PLAZA OF HALLANDALE BEACH		98			98
SOUTH LAKE PEDIATRICS		84	14	14%	98
HEALTH CENTERS AT BRENTWOOD		96	1	1%	97
HURLBURT FIELD CLINIC		39	58	60%	97
MINNESOTA TWINS		92	5	5%	97
RIDGEWOOD DIAGNOSTIC LABORATORY		92	5	5%	97
ARBOR TRAIL		77	20	21%	97
SUPERIOR RESIDENCES OF LECANTO		82	15	15%	97
PUBLIC SQUARE PHARMACY LLC		77	20	21%	97
QPS, LLC		93	3	3%	96
BAYSHORE MEMORY CARE☐		96			96
PEDIATRIC ASSOCIATES ORLANDO		82	14	15%	96
RARITAN BAY PERTH AMBOY		87	9	9%	96
LABFIRST - DEPARTMENT OF PATHOLOGY		92	4	4%	96
MARKET STREET VIERA		95	1	1%	96
COLONY CARE CENTER		79	16	17%	95
OHI WEST INC		84	11	12%	95
PENNSYLVANIA DEPT OF HEALTH		21	74	78%	95
CROSS CITY REHABILITATION AND HEALTH CARE CENTER		72	23	24%	95
PRIMECARE AT TWIN LAKES		2	93	98%	95
VILLAGES VA CBOC	2	87	6	6%	95
SACRED HEART MEDICAL GROUP URGENT CARE		75	20	21%	95
THE TERRACE OF KISSIMMEE		80	15	16%	95
ADVENT HEALTH CENTRA CARE - EAST ORLANDO		65	30	32%	95
EAST ALABAMA MEDICAL CENTER LABORATORY		82	12	13%	94
BRIDGEVIEW CENTER LLC☐		81	13	14%	94
HUNTSVILLE HOSPITAL LABORATORY		69	25	27%	94

COVID-19: testing by laboratory

Data through Apr 20, 2021 verified as of Apr 21, 2021 at 09:25 AM

Data in this report are provisional and subject to change.

The numbers in the table below represent the number of Florida and non-Florida residents for whom test results were received by the Department of Health. A person can be tested by more than one laboratory and can have both positive and negative results. **Therefore, the sum of the numbers in each column will be larger than the total number of people tested.**

Reporting lab	Inconclusive	Negative	Positive	Percent positive	Total
STONY BROOK UNIVERSITY MEDICAL CENTER		80	14	15%	94
ERIE COUNTY MEDICAL CTR CLINICAL LABS		90	4	4%	94
ADVENT HEALTH CENTRA CARE - WATERMAN		79	15	16%	94
Conway Lakes Health and Rehabilitation Center		93	1	1%	94
DIAGNOSTIC SOLUTIONS		3	91	97%	94
PRESERVE AT PALM AIRE	3	90			93
A COUNTRY PLACE ASSISTED LIVING FACILITY		91	2	2%	93
NEW SMYRNA BEACH URGENT CARE			93	100%	93
WE SCREEN LLC		89	4	4%	93
LAFAYETTE NURSING AND REHABILITATION CENTER		91	2	2%	93
Baldwin PEDIATRIX		81	11	12%	92
KINDRED AT HOME		83	9	10%	92
JOHN KNOX VILLAGE OF FLORIDA ALF	1	87	4	4%	92
WINDSOR OAKS		91	1	1%	92
SIGNATURE HEALTHCARE OF MIDDLEBURG		90	2	2%	92
BARRY UNIVERSITY STUDENT HEALTH SERVICES		52	40	43%	92
DAVITA LABORATORY		69	23	25%	92
TREASURE COAST FORENSIC TREATMENT CTR		70	21	23%	91
ROSECASTLE AT DELANEY CREEK		90	1	1%	91
HERON CLUB AT PRESTANCIA		89	2	2%	91
BAHIA OAKS LODGE		85	6	7%	91
DEBARY HEALTH AND REHABILITATION CENTER		88	3	3%	91
MAGNOLIA DIAGNOSTIC		2	89	98%	91
AVERO DIAGNOSTICS		67	24	26%	91
SUN CLINICAL LABORATORIES		90	1	1%	91
CENTURY CENTER FOR REHABILITATION & HEALING		73	18	20%	91
PANIRA HEALTHCARE CLINIC		2	88	98%	90
GRACE MEDICAL HOME		74	16	18%	90
Winter Garden Rehab and Nursing Facility		79	11	12%	90
LAKE GIBSON VILLAGE, LLC		87	3	3%	90
CATHOLIC HEALTH SYSTEM DEPT LABORATORY		86	4	4%	90
KEYS MEDICAL GROUP			90	100%	90
CRESTVIEW URGENT CARE		16	74	82%	90
GRAND OAKS OF JENSEN BEACH LLC		88	2	2%	90
MD 365 MEDICAL CARE PLLC		90			90
COOPER FAMILY MEDICAL PLLC		70	20	22%	90
CATHOLIC HEALTH SERVICES REGIONAL LAB		82	8	9%	90
MIAMI SHORES NURSING & REHAB		89			89
ADVENT HEALTH - FOUR CORNERS ER		61	28	31%	89
STUART LODGE LIVING LLC		66	23	26%	89
FREEDOM INN AT TARPON SPRINGS		82	7	8%	89
EVENTEST, LLC		87	2	2%	89
CALADIUM PEDIATRICS		79	10	11%	89
NORTH FLORIDA SPINE AND WELLNESS		69	20	22%	89
Winter Park Care and Rehab		88	1	1%	89
Lanier Rehab		64	25	28%	89
ATRIUM AT LIBERTY PARK		85	4	4%	89

COVID-19: testing by laboratory

Data through Apr 20, 2021 verified as of Apr 21, 2021 at 09:25 AM

Data in this report are provisional and subject to change.

The numbers in the table below represent the number of Florida and non-Florida residents for whom test results were received by the Department of Health. A person can be tested by more than one laboratory and can have both positive and negative results. **Therefore, the sum of the numbers in each column will be larger than the total number of people tested.**

Reporting lab	Inconclusive	Negative	Positive	Percent positive	Total
FLORIDA PEDIATRIC GROUP		31	57	65%	88
CHILDRENS CLINIC		39	49	56%	88
JERICOHO URGENT CARE		84	4	5%	88
MEDRITE URGENT CARE		74	14	16%	88
PERSONAL PEDIATRICS		78	10	11%	88
GOVERNOR'S CREEK HEALTH & REHABILITATION		87	1	1%	88
CLYDE E LASSEN STATE VETERANS NURSING HOME		62	25	29%	87
EISENHOWER ARMY MEDICAL CENTER		80	7	8%	87
PACIFIC ANALYTICS			87	100%	87
UNIVERSITY OF NEW MEXICO HOSPITAL		87			87
ST VINCENT'S BIRMINGHAM		80	7	8%	87
BISHOP GRADY VILLAS		85	2	2%	87
BRANDON HEALTH AND REHABILITATION CENTER	1	85	1	1%	87
BAYLOR GENETICS		75	12	14%	87
SUNCOAST TECHNICAL COLLEGE SCHOOL OF HEALTH		86			86
BRILLIANCE ASSISTED LIVING		69	17	20%	86
ACE BIOMEDICAL LABS LLC		73	13	15%	86
DISCOVERY VILLAGE AT THE FORUM		86			86
WALGREENS #12673		82	4	5%	86
PENSACOLA DEVELOPMENTAL CENTER		67	19	22%	86
ENCOMPASS HEALTH REHABILITATION HOSPITAL OF LARGO		83	3	3%	86
BEACHES PEDIATRICS PA		81	5	6%	86
CHAMBREL AT ISLAND LAKE		82	4	5%	86
Summit Medical Group, Pa DbA Citymd		79	7	8%	86
HUNTINGTON HOSPITAL LABORATORY		82	3	4%	85
PRMG - EAST NAPLES	1	73	11	13%	85
MEDEXPRESS - BLOOMIN BRANDS		65	20	24%	85
SUWANNEE COUNTY SHERIFF OFFICE		82	3	4%	85
W. FRANK WELLS NURSING HOME		84	1	1%	85
NITE LITE PEDIATRICS - JACKSONVILLE		76	8	10%	84
PINES OF SARASOTA GARDEN		84			84
PEDIATRIC SERVICES OF AMERICA INC		79	5	6%	84
ARBOR OAKS AT TYRONE	9	73	2	2%	84
LONG TERM CARE OF JAY, LLC		63	21	25%	84
PARK OF THE PALMS INC		83	1	1%	84
DOCTORS CENTER PA,THE		71	13	15%	84
LPG PRIMARY CARE AT SURFSIDE		72	11	13%	83
PLYMOUTH HOME FOR ADULTS, INC.	8	74	1	1%	83
CANOPY ON BERRYHILL, THE		51	32	39%	83
MID FLORIDA PRIMARY CARE PA		69	14	17%	83
MANATEE COUNTY JAIL		82	1	1%	83
JENNIFER J CHIAVETTA-GRLSANTI DC		66	17	20%	83
SHERMAN-ABRAMS LABORATORY INC		76	7	8%	83
MISIR DRUGS LLC		70	13	16%	83
LAKE HOWELL FAMILY MEDICINE ASSOCIATES		69	14	17%	83
LABCORP EMPLOYER SERVICES		82	1	1%	83
Lexington Health and Rehabilitation Center		82			82

COVID-19: testing by laboratory

Data through Apr 20, 2021 verified as of Apr 21, 2021 at 09:25 AM

Data in this report are provisional and subject to change.

The numbers in the table below represent the number of Florida and non-Florida residents for whom test results were received by the Department of Health. A person can be tested by more than one laboratory and can have both positive and negative results. **Therefore, the sum of the numbers in each column will be larger than the total number of people tested.**

Reporting lab	Inconclusive	Negative	Positive	Percent positive	Total
DELCARE PA		66	16	20%	82
THE PAVILION FOR HEALTH CARE		72	10	12%	82
AR ANESTHESIA LLC		80	2	2%	82
ARLINGTON OF NAPLES INC, THE		82			82
INSTITUTE OF PATHOLOGY KINGS COUNTY		79	3	4%	82
KINGS BAY PEDIATRICS LLC		76	6	7%	82
LAB		29	53	65%	82
HOLMES COUNTY HEALTH DEPARTMENT	1	67	13	16%	81
MEDICAL PAVILION CLINIC		63	18	22%	81
LAB PLUS, LLC AT SAINT THOMAS WEST HOSPITAL		67	14	17%	81
CVS NY4098030POCT NEW YORK		80	1	1%	81
CAMPBELL URGENT CARE		15	66	81%	81
INFINITY BIOLOGIX LLC OAKDALE		76	5	6%	81
BIO-TECH CLINICAL LABORATORIES		41	40	49%	81
GUIDEWELL EMERGENCY MEDICINE DOCTORS LLC		47	33	41%	80
BROWARD HEALTH MEDICAL CENTER CLINICAL LAB			80	100%	80
ECOLAB GROUP		45	35	44%	80
VANDERBILT UNIVERSITY MEDICAL CENTER		71	9	11%	80
Gulfport Rehabilitation Center		77	3	4%	80
BALMORAL TENANT SERVICES INC	1	43	36	45%	80
ALLIANCE PEDIATRICS		49	31	39%	80
ALTAMONTE PEDIATRIC ASSOCIATES		31	48	61%	79
CBS LABS OF TAMPA LLC		3	76	96%	79
ROYAL CARE OF AVON PARK		76	3	4%	79
EDGEWATER AT WATERMAN VILLAGE		78	1	1%	79
SIMED LABORATORY		63	16	20%	79
COASTAL LABORATORIES OF FLORIDA		68	11	14%	79
MIRIMUS CLINICAL LABS	2	33	44	56%	79
CONCENTRA - FT LAUDERDALE - COMMERCIAL BLVD		79			79
VETERANS AFFAIRS MEDICAL CENTER - PALO ALTO		28	51	65%	79
EMERGENCY PHYSICIANS MEDICAL CENTER LLC		57	22	28%	79
LEVY COUNTY DEPARTMENT OF HEALTH		57	21	27%	78
CENTRAL BALDWIN IMMEDIATE CARE & FAMILY PRACTICE		60	18	23%	78
WALGREENS 2941		74	4	5%	78
ENCOMPASS HEALTH REHABILITATION HOSPITAL		78			78
AESTHETIC ENHANCEMENTS		78			78
NEW MEXICO STATE PUBLIC HEALTH DIVISION		78			78
LAKE MORTON PLAZA☐		75	3	4%	78
HEALTH FIRST - PALM BAY HOSPITAL		2	75	97%	77
PM PEDIATRICS		65	12	16%	77
SMS DO PA		65	12	16%	77
THE GOOD SHEPARDS OF DELAND-WEST		76	1	1%	77
WEST VOLUSIA FAMILY AND SPORTS MEDICINE		75	2	3%	77
GRAND ST PAUL CVS		76	1	1%	77
BOND CLINIC PA		45	32	42%	77
NORTH SHORE UNIVERSITY HOSPITAL LABORATORY		70	7	9%	77
ORANGE CITY NURSING AND REHAB		75	2	3%	77

COVID-19: testing by laboratory

Data through Apr 20, 2021 verified as of Apr 21, 2021 at 09:25 AM

Data in this report are provisional and subject to change.

The numbers in the table below represent the number of Florida and non-Florida residents for whom test results were received by the Department of Health. A person can be tested by more than one laboratory and can have both positive and negative results. **Therefore, the sum of the numbers in each column will be larger than the total number of people tested.**

Reporting lab	Inconclusive	Negative	Positive	Percent positive	Total
WALGREENS 9627		71	6	8%	77
SANTA BARBARA CARE CENTER		55	22	29%	77
DOH-WEST PALM BEACH BRANCH LABORATORY		3	74	96%	77
BAYCARE MEDICAL GROUP		71	6	8%	77
DYNAMIC MEDICAL USA			76	100%	76
CLINICAL PATHOLOGY ASSOCIATES-SONIC REFERENCE LAB		76			76
MOBILE PHYSICIAN SERVICES INC		68	8	11%	76
CVS MINUTE CLINIC		1	75	99%	76
S-H THIRTY-FIVE OPCO- PORT ST LUCIE, LLC	1	75			76
PROMEDICA LABORATORIES		21	55	72%	76
WINDSOR REFLECTIONS		75	1	1%	76
ASSOCIATED CLINICAL LABORATORIES		68	8	11%	76
PANCARE HEALTH - FREEPORT CLINIC SUITE B		67	9	12%	76
ST VINCENTS PRIMARY CARE		68	7	9%	75
GRAND AVE PHARMACY		41	34	45%	75
BROWARD HEALTH MEDICAL CENTER		3	72	96%	75
ELLKAY HEALTHCARE DATA PLUMBERS	52	19	4	5%	75
BENTLEY VILLAGE II		66	9	12%	75
MICHAEL AKPEKE MD		66	9	12%	75
STONY BROOK SOUTHAMPTON		73	2	3%	75
ADVENTHEALTH EXPRESSCARE		45	30	40%	75
JACOBI MEDICAL CENTER		70	5	7%	75
WATERCREST ST LUCIE WEST	1	69	5	7%	75
NORTH FLORIDA PEDIATRICS		57	17	23%	74
LAKE CITY VA MEDICAL CENTER			74	100%	74
NOMI HEALTH LAB SERVICES LLC		6	68	92%	74
SCOTT LAKE HEALTH AND REHABILITATION CENTER		71	3	4%	74
CENTRAL FLORIDA PEDIATRICS		38	36	49%	74
PANCARE HEALTH - MALONE CLINIC		67	7	9%	74
BROOKDALE OVIEDO		72	2	3%	74
NOAH CLINICAL LABORATORY		63	11	15%	74
BENTLEY CARE CENTER		74			74
LABCORP		20	54	73%	74
OAK MANOR NURSING HOME		70	4	5%	74
EVIVIA		70	3	4%	73
HARMONY CLINIC		1	72	99%	73
BioReference Laboratories, Inc		8	65	89%	73
MEADOWCREST FAMILY PHYSICIANS PA	1	49	23	32%	73
PALM RIVER COMMUNITY HEALTH CENTER		66	7	10%	73
GOOD HEARTS COVID TESTING		30	43	59%	73
DISCOVERY VILLAGE AT PALM BEACH GARDENS		71	2	3%	73
SIMEDHEALTH LLC		62	11	15%	73
CONSULATE HEALTH CARE - LAKE MARY		72	1	1%	73
EC OPCO PENSACOLA, LLC		72	1	1%	73
TAMPA BAY CONCIERGE DOCTOR, LLC		71	2	3%	73
TITUSVILLE FAMILY PRACTICE		17	56	77%	73
MULBERRY CARE CENTER		62	10	14%	72

COVID-19: testing by laboratory

Data through Apr 20, 2021 verified as of Apr 21, 2021 at 09:25 AM

Data in this report are provisional and subject to change.

The numbers in the table below represent the number of Florida and non-Florida residents for whom test results were received by the Department of Health. A person can be tested by more than one laboratory and can have both positive and negative results. **Therefore, the sum of the numbers in each column will be larger than the total number of people tested.**

Reporting lab	Inconclusive	Negative	Positive	Percent positive	Total
FLORIDA MEDICAL CLINIC PA		50	22	31%	72
MD LABS		45	27	38%	72
GV NAPLES OPCO, LLC		71	1	1%	72
SOS MOBILE MEDICAL CARE LLC		61	11	15%	72
CRAIG BERGER MD PL D/B/A BAY AREA EYE INSTITUTE		72			72
BARNETT PARK☐		2	70	97%	72
HAVEN OF OUR LADY OF PEACE		72			72
LUTHERAN HAVEN ASSISTED LIVING		71			71
SUNCOAST OPTIMAL WELLNESS		23	48	68%	71
MED EXPRESS		6	65	92%	71
AMMON LABS		61	10	14%	71
ARTHREX MEDICAL CENTER		41	30	42%	71
ADVENT HEALTH - LAKE MARY		61	10	14%	71
BOND CLINIC DR ELDEEB		35	36	51%	71
ADVANCED LAB		67	4	6%	71
STERLING HOUSE OF TALLAHASSEE	3	62	6	8%	71
THOMAS INTERNAL MEDICINE		60	11	15%	71
INDIGO MANOR☐		22	49	69%	71
CL BRUMBACK PRIMARY CARE CLINICS		17	54	76%	71
INN AT ASTON GARDENS AT PELICAN POINTE,THE		67	4	6%	71
DEVELOPMENTAL DISABILITIES DEFENDANT PROGRAM		68	2	3%	70
BREVARD HEALTH ALLIANCE INC		67	3	4%	70
Highlands Regional Hospital		63	7	10%	70
PRODUCTION HEALTH SAFETY MANAGEMENT		68	2	3%	70
THE TRADITION OF THE PALM BEACHES		68	2	3%	70
MICHAEL A VENAZIO MD		66	4	6%	70
SUMMIT AT VENICE	2	63	5	7%	70
USF HEALTH MORSANI CENTER		5	65	93%	70
SUNCOAST COMMUNITY HEALTH CENTERS PEDIATRICS		21	49	70%	70
CP/AIG PENSACOLA DEVELOPMENT LLC		66	3	4%	69
SAN JOSE SENIOR CARE LLC	1	43	25	36%	69
LINCOLN MEDICAL AND MENTAL HEALTH CENTER		66	3	4%	69
MEMORIAL MANOR		69			69
PARKSIDE INN	3	64	2	3%	69
PLANTATION GENERAL HOSPITAL CLINICAL LAB		26	43	62%	69
HERITAGE HEALTHCARE AND REHABILITATION CENTER		69			69
TOWERS HOME CARE☐		64	4	6%	68
NAPHCARE INC		63	5	7%	68
GENPATH			68	100%	68
Salerno Bay Health & Rehabilitation Center		58	10	15%	68
CLEARWATER PAIN MANAGEMENT ASSOCIATES		66	2	3%	68
BIG BOCA SMILES LLC☐		66	2	3%	68
SUMTER PEDIATRICS		63	5	7%	68
PROMEDICA SENIOR LIVING		64	4	6%	68
AEL- MEMPHIS		17	51	75%	68
GEORGE E WEEMS MEMORIAL HOSPITAL LAB		58	10	15%	68
NORTHWESTERN UNIVERSITY CORP		67	1	1%	68

COVID-19: testing by laboratory

Data through Apr 20, 2021 verified as of Apr 21, 2021 at 09:25 AM

Data in this report are provisional and subject to change.

The numbers in the table below represent the number of Florida and non-Florida residents for whom test results were received by the Department of Health. A person can be tested by more than one laboratory and can have both positive and negative results. **Therefore, the sum of the numbers in each column will be larger than the total number of people tested.**

Reporting lab	Inconclusive	Negative	Positive	Percent positive	Total
FAST PACE MEDICAL CLINIC, PLLC		57	11	16%	68
REHAB AND HEALTHCARE CENTER OF CAPE CORAL		67			67
1ST PRIORITY LAB SERVICES		55	12	18%	67
SOMERBY OF SANTA ROSA BEACH		58	9	13%	67
MEASE MANOR INC		63	4	6%	67
ST JOSEPHS HOSPITAL SOUTH HOSPITAL			66	100%	66
MEDEX MEDICAL EXPRESS OF PALATKA			66	100%	66
AMERICAN FAMILY MEDICAL		53	13	20%	66
WILSON MEMORIAL REGIONAL MEDICAL CENTER		62	4	6%	66
Stratford Court of Palm Harbor		56	10	15%	66
OKEECHOBEE URGENT CARE		17	49	74%	66
MINUTECLINIC DIAGNOSTIC OF NEW JERSEY		58	8	12%	66
VETERANS AFFAIRS MEDICAL CENTER - GULF COAST		27	39	59%	66
BOND AND STEELE CLINIC, PA		52	14	21%	66
SAMFORD UNIVERSITY HEALTH SERVICES		65	1	2%	66
INTERNAL MEDICINE ASSOCIATES PA		62	4	6%	66
OUT OF STATE		40	25	38%	65
BROOKDALE CENTRE POINTE	1	64			65
MINUTECLINIC DIAGNOSTIC OF KANSAS, PA		56	9	14%	65
DAVENPORT PEDIATRICS CLERMONT PA		57	8	12%	65
CORAL GABLES HOSPITAL			65	100%	65
HERNANDO COUNTY FIRE RESCUE DISTRICT		31	34	52%	65
NXGEN MDX		20	45	69%	65
EAST HILL PHARMACY		46	19	29%	65
WADSWORTH HEALTH CENTER		62	3	5%	65
HORIZON ALF		64	1	2%	65
ATLAN		57	8	12%	65
ADVENT HEALTH CENTRA CARE - WINTER GARDEN		19	46	71%	65
ISLAND COAST PEDIATRICS		58	7	11%	65
FLORIDA HEALTH CARE		8	57	88%	65
SUMMER VISTA ASSISTED LIVING		38	27	42%	65
ROCKLEDGE REGIONAL MEDICAL CENTER		30	35	54%	65
NORTH FLORIDA PHARMACY		57	7	11%	64
WORLD OF PEDIATRICS LLC		56	8	13%	64
GOLDEN POND COMMUNITIES		64			64
NORTH FLORIDA MEDICAL CENTER		58	6	9%	64
SILVER LAKE PEDIATRICS PA		57	7	11%	64
LPG CONVENIENT CARE AT PINE ISLAND ROAD		58	6	9%	64
TRINITY AL SENIOR HOUSING LLC		45	19	30%	64
APC PEDIATRICS AT RYE ROAD MEDICAL PARK		63	1	2%	64
VIERA HEALTH AND REHABILITATION CENTER		62	2	3%	64
ADVENT HEALTH - PALM COAST		2	62	97%	64
TROY REGIONAL MEDICAL CENTER		53	11	17%	64
NEMOURS CHILDRENS PRIMARY CARE OVIEDO		51	13	20%	64
SAFARI PEDIATRICS PA		62	2	3%	64
BRADFORD COUNTY HEALTH DEPARTMENT		63	1	2%	64
JOSEPH L MORSE GERIATRIC CENTER	2	59	3	5%	64

COVID-19: testing by laboratory

Data through Apr 20, 2021 verified as of Apr 21, 2021 at 09:25 AM

Data in this report are provisional and subject to change.

The numbers in the table below represent the number of Florida and non-Florida residents for whom test results were received by the Department of Health. A person can be tested by more than one laboratory and can have both positive and negative results. **Therefore, the sum of the numbers in each column will be larger than the total number of people tested.**

Reporting lab	Inconclusive	Negative	Positive	Percent positive	Total
GREENLEAF ALF		63	1	2%	64
DAVID POSNACK JEWISH DAY SCHOOL		63			63
KESHAV RX LLC		51	12	19%	63
CINNAMON COVE ALF		62	1	2%	63
NICEVILLE URGENT CARE		17	46	73%	63
Palms at Ponte Vedra Assisted Living and Memory Care		60	3	5%	63
ENCOMPASS HEALTH REHABILITATION HOSPITAL OF SARASOTA		63			63
MEDI CLINIC SARASOTA INC		62	1	2%	63
BIOREFERENCE LABORATORIES INC		11	52	83%	63
PANCARE HEALTH - JACKSON COUNTY		52	11	17%	63
Lakeside Oaks Care Center		59	4	6%	63
ORTHOPAEDIC SURGERY CENTER		63			63
BEEHIVE HOMES OF GULF BREEZE		47	16	25%	63
PALM BAY URGENT CARE		28	35	56%	63
BURRY'S PHARMACY INC		38	25	40%	63
ROSECASTLE OF JACKSONVILLE LLC		62	1	2%	63
NORTH FLORIDA PEDIATRICS - JACKSONVILLE		57	6	10%	63
DEPT OF VA MED CENTE-WEST PALM BEACH			62	100%	62
LEE COMMUNITY HEALTHCARE - LEHIGH		52	10	16%	62
EVAN R SHAPIRO MD PA		62			62
LAKELAND REGIONAL HEALTH		38	24	39%	62
EMERALD COAST HOSPICE		61	1	2%	62
ST FRANCIS HOSPITAL		54	8	13%	62
ST CLOUD PHYSICIAN MANAGEMENT LLC DBA ST CLOUD		28	34	55%	62
MEDLOGIC LABORATORIES		3	59	95%	62
OCOE PEDIATRICS		54	8	13%	62
ERDOX		58	4	6%	62
MENTAL HEALTH CARE INC		53	9	15%	62
OVERLOOK HOSPITAL LABORATORY		57	5	8%	62
MAIN STREET MEDICAL CENTER OF CRESTVIEW PA		41	21	34%	62
MINUTECLINIC DIAGNOSTIC OF HAWAII LLC		55	7	11%	62
ERIC C MRSHAL, MD, PC #1842		58	3	5%	61
CARE CENTERS OF NASSAU LLC MINER ROAD SOUTH		61			61
ADVENTHEALTH MEDICAL GROUP MULTISPECIALTY			61	100%	61
CDR MAGUIRE INC	1	7	53	87%	61
WASHINGTON REHABILITATION AND NURSING CENTER		51	10	16%	61
FAMILY HEALTH CENTER		43	18	30%	61
RITECARE MED CTR H			61	100%	61
Bon Secours Maria Manor		55	6	10%	61
MICHIGAN DEPARTMENT OF HEALTH AND HUMAN SERVICES	1		60	98%	61
DOT DOC SARASOTA		55	5	8%	60
SONORAN DESERT PATHOLOGY ASSOCIATES		3	57	95%	60
WAVE CREST HEALTH AND REHABILITATION CENTER		57	3	5%	60
INTERNAL LAB		50	10	17%	60
PREMISE HEALTH MIA		22	38	63%	60
TWIN CREEKS ASSISTED LIVING & MEMORY CARE		57	3	5%	60
THE PRESERVE AT CLEARWATER		58	2	3%	60

COVID-19: testing by laboratory

Data through Apr 20, 2021 verified as of Apr 21, 2021 at 09:25 AM

Data in this report are provisional and subject to change.

The numbers in the table below represent the number of Florida and non-Florida residents for whom test results were received by the Department of Health. A person can be tested by more than one laboratory and can have both positive and negative results. **Therefore, the sum of the numbers in each column will be larger than the total number of people tested.**

Reporting lab	Inconclusive	Negative	Positive	Percent positive	Total
CHILDREN'S HOSPITAL OF ALABAMA		59	1	2%	60
JOHN D ARCHBOLD MEMORIAL HOSPITAL		59	1	2%	60
81ST MEDICAL GROUP		28	32	53%	60
GRAND AVENUE RX			60	100%	60
LAKE CO EMPLOYEE HEALTH AND WELLNESS CENTER		53	7	12%	60
LEE MEMORIAL HEALTH SYSTEM D/B/A LEE COMMUNITY		54	5	8%	59
BOCA BIOLISTICS LLC		46	13	22%	59
URGENT CARE USA LLC		2	57	97%	59
FERN PARK DEVELOPMENTAL CENTER		5	54	92%	59
STEINHATCHEE FAMILY MEDICAL CENTER	1	50	8	14%	59
FLORIDA HEALTH CARE DELAND			59	100%	59
MILLENIUM PHYSICIANS GROUP		1	58	98%	59
FLORIDA MEDICAL CLINIC - MULTI SPECIALTY CAMPUS		25	34	58%	59
UHEALTH AT FISHER ISLAND			59	100%	59
MARQUIS LABS, LLC		57	2	3%	59
LAKE SHERIFF		45	14	24%	59
BIG BEND CARES, INC		51	8	14%	59
TUKA PEDIATRICS		7	52	88%	59
BIOTECH		52	7	12%	59
CARDIOLOGY AND MEDICINE ASSOCIATES		43	16	27%	59
ADVENT HEALTH - MOUNT DORA		10	49	83%	59
TBI RESIDENTIAL SERVICES, INC.		48	11	19%	59
COOPER FAMILY MEDICAL, PLLC		48	10	17%	58
TREASURE COAST URGENT & FAMILY CARE		33	25	43%	58
KEY WEST MEDICAL CENTER	1	50	7	12%	58
SARATOGA HOSPITAL LABORATORY		52	6	10%	58
WALGREENS CO		51	7	12%	58
KINDRED HOSPITAL CENTRAL TAMPA BLOOD GAS	1	52	5	9%	58
CALHOUN COUNTY HEALTH DEPT		29	29	50%	58
BUECHELE DENTAL PA DBA CLERMONT FAMILY DENTISTRY		48	10	17%	58
Grand Villa of Clearwater		53	5	9%	58
Margate Health and Rehabilitation Center		56	2	3%	58
ALEXANDER NININGER STATE VETERANS		58			58
SONATA BOCA RATON		54	4	7%	58
FINLAY CLINICAL LABORATORY		20	37	65%	57
LPG PRIMARY CARE AT PINE ISLAND		47	10	18%	57
MINUTECLINIC DIAGNOSTIC OF SOUTH CAROL		52	5	9%	57
GENESIS DERMATOLOGY		53	4	7%	57
CORNERSTONE PEDIATRICS		45	12	21%	57
MALCOM RANDALL DEPT OF VAMC			57	100%	57
ASCENSION SACRED HEART BAY LABORATORY		54	3	5%	57
LINCOLN DIAGNOSTIC LAB		55	2	4%	57
ALZHEIMERS CARE CENTER OF VIERA LTD		37	20	35%	57
S-H THIRTY FIVE OPCO - ORANGE CITY, LLC		47	10	18%	57
ALL AMERICAN URGENT CARE			57	100%	57
KAPG FLEMING ISLAND SENIOR HOUSING OPCO LLC	1	56			57
TRADITIONAL HOME HEALTH OF PALM BEACH INC		55	2	4%	57

COVID-19: testing by laboratory

Data through Apr 20, 2021 verified as of Apr 21, 2021 at 09:25 AM

Data in this report are provisional and subject to change.

The numbers in the table below represent the number of Florida and non-Florida residents for whom test results were received by the Department of Health. A person can be tested by more than one laboratory and can have both positive and negative results. **Therefore, the sum of the numbers in each column will be larger than the total number of people tested.**

Reporting lab	Inconclusive	Negative	Positive	Percent positive	Total
THE CANOPY AT BERRYHILL		57			57
VIP WALK IN CLINIC		34	23	40%	57
PREMIUM HEALTH SERVICES OF TAMPA BAY LLC		34	23	40%	57
TGH URGENT CARE POWERED BY FAST TRACK			57	100%	57
VALENCIA HOUSE ALF		55	2	4%	57
CENTRA CARE – LAKE NONA		6	50	89%	56
PATHOLOGY CONSULTANTS OF NEW MEXICO		56			56
SOUTHSIDE HOSPITAL NORTHWELL HEALTH LABORATORY		49	7	13%	56
EAGLES WATCH CLUSTER		47	9	16%	56
TIFFANY HALL NURSING AND REHAB		44	12	21%	56
ATRIA PARK OF LAKE FOREST (WG HERITAGE LF LLC)		54	2	4%	56
HIALEAH HOSPITAL RESPIRATORY DEPT			56	100%	56
CITYMD OF MANAHAWKIN		54	2	4%	56
SPRING MANOR ASSISTED LIVING		56			56
MAUREEN OROURKE-FUTEY			56	100%	56
LONG ISLAND UNIVERSITY - POST CAMPUS		50	5	9%	55
NITE LITE PEDIATRICS - PORT ST. LUCIE		46	9	16%	55
PALM BAY PEDIATRICS		36	19	35%	55
EAST CENTRAL FLORIDA OUTPATIENT IMAGING		43	12	22%	55
GENTIVA HEALTH SERVICES CERTIFIED INC		52	3	5%	55
KENDALL REGIONAL MEDICAL CENTER LAB	3		52	95%	55
WEST ISLIP URGENT CARE		50	5	9%	55
PREMIER MEDICAL ASSOCIATES ALL FLORIDA LLC		54	1	2%	55
SONATA HUNTERS CREEK		47	8	15%	55
VPA PC LAB		48	7	13%	55
LONG ISLAND JEWISH MED CTR		50	4	7%	54
Jupiter Medical Center Pavilion		53	1	2%	54
PENNSYLVANIA DEPARTMENT OF HEALTH BUREAU OF LABORATORIES			54	100%	54
ORLANDO CLINICAL RESEARCH CENTER		51	3	6%	54
SARASOTA CO. HEALTH DEPT # 58		40	14	26%	54
FG RAPID		49	5	9%	54
ST. CLOUD MEDICAL GROUP		54			54
CLERMONT HEALTH AND REHAB		40	14	26%	54
UNITED LABORATORY SERVICES CORPORATION		38	16	30%	54
APOLLOMDX LABS		32	22	41%	54
CAMBRIDGE SECURITY SERVICES		51	3	6%	54
JUNIPER VILLAGE AT NAPLES		53	1	2%	54
FAMILY EXTENDED CARE OF PUNTA GORDA		54			54
FUTURE PEDIATRICS		51	3	6%	54
CERTUS MTD OPCP LLC		52	2	4%	54
TRINITY URGENT CARE		40	13	25%	53
ADVENT HEALTH EXPRESS CARE		5	48	91%	53
QUOTIENT SCIENCES LABS LLC			53	100%	53
CAPE REGIONAL MEDICAL CENTER		50	3	6%	53
HOME CARE PHARMACY		53			53
MISSION OAKS ASSISTED LIVING		51	2	4%	53
ADVANCE URGENT CARE CENTER, LLC		11	42	79%	53

COVID-19: testing by laboratory

Data through Apr 20, 2021 verified as of Apr 21, 2021 at 09:25 AM

Data in this report are provisional and subject to change.

The numbers in the table below represent the number of Florida and non-Florida residents for whom test results were received by the Department of Health. A person can be tested by more than one laboratory and can have both positive and negative results. **Therefore, the sum of the numbers in each column will be larger than the total number of people tested.**

Reporting lab	Inconclusive	Negative	Positive	Percent positive	Total
ST ANTHONYS PRIMARY CARE LLC/JACKSON STREET			53	100%	53
ROCHESTER GENERAL HOSPITAL LABORATORY		49	4	8%	53
ORCHID COVE AT DAYTONA		45	8	15%	53
UNIVERSITY OF WEST FLORIDA, THE		52	1	2%	53
SOMERSET			53	100%	53
ALLIANCE COMMUNITY FOR RETIREMENT LIVING		53			53
HOLY NAME HOSPITAL LABORATORY		51	2	4%	53
NEW YORK PRESBYTERIAN - QUEENS DIAGNOSTIC		49	4	8%	53
BARNES HEALTHCARE OF FLORIDA LLC		49	4	8%	53
Osprey Point Nursing Center		51	2	4%	53
LITTLE NECK URGENT CARE		51	2	4%	53
LPG PULMONOLOGY-COCONUT POINT		46	7	13%	53
SNH BRFL TENANT LLC	2	50			52
INTERNAL MEDICINE SPECIALIST		46	6	12%	52
LAKE INTERNAL MEDICINE ASSOCIATES PA		45	7	13%	52
PHILLIPPE RIDGE		40	12	23%	52
CITY OF OCALA EMPLOYEE HEALTH AND WELLNESS CENTER		45	7	13%	52
GRAND VILLA OF DEL RAY WEST		48	4	8%	52
ADVENT HEALTH		49	3	6%	52
FELICIDAD MEDICAL CENTER		5	46	90%	51
PERSONAL PEDIATRICS PA		48	3	6%	51
SOUTHEAST ALABAMA MEDICAL CENTER			51	100%	51
TGH URGENT CARE - RIVERVIEW			51	100%	51
MIAMI CLINICAL RESEARCH CORP		12	39	76%	51
GRAND VILLA OF ALTAMONTE SPRINGS		44	7	14%	51
QHC UPSTATE MEDICAL PC		42	9	18%	51
LPG PEDIATRICS AT PAGE FIELD		50	1	2%	51
INN AT THE FOUNTAINS, THE		34	17	33%	51
THE MEDICAL GROUP OF SOUTH FLORIDA INC		45	6	12%	51
ST JOSEPHS CHILDRENS OUTREACH			51	100%	51
AHMG SURGICAL SPECIALIST		51			51
SOUTH CAROLINA DEPT OF HEALTH AND ENVIRONMENT CONTROL		11	40	78%	51
AVANTE ST CLOUD		48	3	6%	51
LAKELAND REGIONAL HEALTH GATEWAY CENTER		28	23	45%	51
GULFVIEW MEDICAL INSTITUTE		51			51
WALGREENS #10373		49	2	4%	51
PRACTICE MANAGEMENT OF AMERICA, INC.		7	43	86%	50
MINUTECLINIC, LLC		44	6	12%	50
BENTON HOUSE OF PORT ORANGE		44	6	12%	50
CAMP BOGGY CREEK		49	1	2%	50
PORT ST. LUCIE - ZAXBY'S		50			50
TANVIR H SHAGAR NP		43	7	14%	50
MILLENIA ADVANCED SCIENTIFIC LLC			50	100%	50
RAINBOW PEDIATRICS PC LLC / BREAKFAST POINT		39	11	22%	50
CARE ATC - ANDES			50	100%	50
IMMEDIATE CARE PA		46	4	8%	50
POPLAR HEALTHCARE PLLC	1	11	38	76%	50

COVID-19: testing by laboratory

Data through Apr 20, 2021 verified as of Apr 21, 2021 at 09:25 AM

Data in this report are provisional and subject to change.

The numbers in the table below represent the number of Florida and non-Florida residents for whom test results were received by the Department of Health. A person can be tested by more than one laboratory and can have both positive and negative results. **Therefore, the sum of the numbers in each column will be larger than the total number of people tested.**

Reporting lab	Inconclusive	Negative	Positive	Percent positive	Total
BETHUNE-COOKMAN UNIVERSITY		32	18	36%	50
HILA BECKERMAN MD LLC	1	45	4	8%	50
OPTUMCARE SOUTH FLORIDA, LLC		43	7	14%	50
PROFESSIONAL PEDIATRICS		48	2	4%	50
HIGHLANDS COUNTY FIRE RESCUE		50			50
AMELIA ASSISTED LIVING FACILITY		50			50
MARIANNA HEALTH AND REHABILITATION CENTER		49	1	2%	50
IMA MEDICAL CENTER		34	15	31%	49
ADVENTIST HEALTH SYSTEM FLORIDA		34	15	31%	49
MINUTECLINIC DIAGNOSTIC OF NORTH CAROLINA		47	2	4%	49
DOH		23	26	53%	49
LIGHTHOUSE PEDIATRICS OF NAPLES		44	5	10%	49
HEALTH FIRST - CAPE CANAVERAL HOSPITAL		1	48	98%	49
NORTHBROOK CENTER FOR		47	2	4%	49
Citymd Of Toms River		42	7	14%	49
SOLARIS SENIOR LIVING NORTH NAPLES		48	1	2%	49
MADISON COUNTY MEMORIAL HOSPITAL LABORATORY		15	34	69%	49
SOFT CELL LABORATORIES		45	4	8%	49
CAREATC INC BRANDON	10	36	3	6%	49
USF		1	48	98%	49
GRAMERCY PARK URGENT CARE		47	2	4%	49
NIGHT LITE PEDIATRICS CENTER LLC		10	39	80%	49
ADVENTHEALTH MEDICAL GROUP FAMILY MEDICINE		44	5	10%	49
ALLEGRO		47	2	4%	49
Guardian Care Nursing and Rehabilitation Center		49			49
FHMG_CTR FOR SENIOR HEALTH		44	5	10%	49
COURTYARD GARDENS OF JUPITER		48			48
PREMIER COMMUNITY HEALTHCARE GROUP INC		46	2	4%	48
INTERCOASTAL MEDICAL GROUP		2	46	96%	48
JFK MEDICAL CENTER NORTH LAB		1	47	98%	48
HERNANDO ENDOSCOPY AND SURGERY CENTER		37	11	23%	48
BITTINGS APOTHECARY INC		42	6	13%	48
CAREATC, INC.	1	42	5	10%	48
SEWANEE MOLECULAR DIAGNOSTICS LABORATO		48			48
BAY CENTER HURRICANE SHELTER		48			48
BAPTIST URGENT CARE		44	4	8%	48
ISLAND URGENT CARE PLLC		44	4	8%	48
GRAND OAKS OF PALM CITY LLC	1	41	6	13%	48
S-H THIRTY FIVE OPCO - LUTZ, LLC		47	1	2%	48
THE TERRACE OF JACKSONVILLE		3	45	94%	48
CAREMED INTERNAL MEDICINE		30	18	38%	48
ALWAYS BEST CARE SENIOR SERVICES		43	5	10%	48
COURTYARD GARDENS OF BOYNTON BEACH, LLC		45	3	6%	48
SOMA MEDICAL CENTER PA #3		10	38	79%	48
MORTON PLANT			48	100%	48
CARE 4 U MANAGEMENT, INC			48	100%	48
NAPLES PEDIATRICS INC		43	5	10%	48

COVID-19: testing by laboratory

Data through Apr 20, 2021 verified as of Apr 21, 2021 at 09:25 AM

Data in this report are provisional and subject to change.

The numbers in the table below represent the number of Florida and non-Florida residents for whom test results were received by the Department of Health. A person can be tested by more than one laboratory and can have both positive and negative results. **Therefore, the sum of the numbers in each column will be larger than the total number of people tested.**

Reporting lab	Inconclusive	Negative	Positive	Percent positive	Total
LYSTER ACH FT RUCKER AL		45	3	6%	48
PREMIER MEDICAL ASSOCIATES		46	2	4%	48
SUNSHINE ASSISTED LIVING		47			47
GOLFCREST HEALTHCARE CENTER		47			47
WINTER GARDEN REHAB AND NURSING CENTER		43	4	9%	47
INTERLAB		1	46	98%	47
PANCARE HEALTH - BAY COUNTY - YOUNGSTOWN		42	5	11%	47
URGENT CARE & WELLNESS CENTER		15	32	68%	47
CONCENTRA URGENT CARE		43	4	9%	47
COMPLETE HOME CARE OF THE PALM BEACHES LLC		43	4	9%	47
ADVENT HEALTH - LAKE WALES		35	12	26%	47
FAMILY EXTENDED CARE OF WINTER HAVEN		45	2	4%	47
MOBILE DOC FL, LLC		29	18	38%	47
PINES NURSING HOME		45	2	4%	47
SIDDH INC DBA SAN CARLOS PHARMACY		44	3	6%	47
Rehabilitation Center of the Palm Beaches		47			47
NAVARRE GARDENS		41	6	13%	47
ARCPOINT LABS OF WEST PALM BEACH		9	38	81%	47
ROYAL PALM SENIOR RESIDENCE		47			47
POINTE AT NEW PORT PLACE,THE		47			47
KAPG ST AUGUSTINE SENIOR HOUSING OPCO LLC		37	9	20%	46
HARTFORD HEALTH SERVICES LLC		46			46
H LEE MOFFITT CANCER CENTER MICRO		46			46
SUNSHINE PEDIATRICS OF CENTRAL FLORIDA PL		43	3	7%	46
SUNSHINE PEDIATRICS		45	1	2%	46
WG EVERGREEN WOODS SH LLC		46			46
PREMIER PLACE HEALTHCARE AT THE GLENVIEW		46			46
Heritage Park Care and Rehabilitation		46			46
CDR MAGUIRE - MIAMI BEACH CC MISSION 17388		2	44	96%	46
ADVENT HEALTH MEDICAL GROUP OB GYN AT		40	6	13%	46
NORTH FLORIDA / SOUTH GEORGIA VETERANS HEALTH SYSTEM		1	45	98%	46
MINUTECLINIC DIAGNOSTIC MEDICAL GROUP		42	4	9%	46
COLLIER BLVD HMA PHYSICIAN MANAGEMENT LLC		46			46
LUTHERAN HAVEN EXTENDED CONGREGATE CAR		46			46
TRICORE REF LABS - UNIV OF NM		46			46
PATRICK MANOR INCORPORATED		46			46
MINUTECLINIC DIAGNOSTIC OF LOUISIANA		43	3	7%	46
EAST MANATEE FAMILY	1	1	44	96%	46
WALGREENS 3145		42	3	7%	45
WALGREEN		35	10	22%	45
IMA MEDICAL GROUP POINCIANA		18	27	60%	45
AVALON PARK RETIREMENT RESIDENCE		43	2	4%	45
SOUTHPORT SQUARE HARBOUR HEALTH		45			45
ORLANDO COVID TEST , LLC		39	6	13%	45
MID-FLORIDA PATHOLOGY, LLC		35	10	22%	45
THORNBURG PEDIATRICS		41	4	9%	45
ROADS PEDIATRICS,LLC		42	3	7%	45

COVID-19: testing by laboratory

Data through Apr 20, 2021 verified as of Apr 21, 2021 at 09:25 AM

Data in this report are provisional and subject to change.

The numbers in the table below represent the number of Florida and non-Florida residents for whom test results were received by the Department of Health. A person can be tested by more than one laboratory and can have both positive and negative results. **Therefore, the sum of the numbers in each column will be larger than the total number of people tested.**

Reporting lab	Inconclusive	Negative	Positive	Percent positive	Total
CITY OF CAPE CORAL		35	10	22%	45
BRP SH OPCO LLC		45			45
COLLIER URGENT CARE CENTERS		44	1	2%	45
GREENSBORO PATHOLOGY LLC		34	11	24%	45
NEOGENOMICS LABORATORIES INC		45			45
PLAINVIEW URGENT CARE		42	3	7%	45
NEXT MOLECULAR ANALYTICS		14	31	69%	45
ALLIANCE OF PHYSICIANS AGAINST COVID-19			45	100%	45
CVS MINUTE CLINIC DIAGNOSTIC OF NORTH CAROL		39	6	13%	45
SAN CARLOS PHARMACY		39	6	13%	45
LARA HEALTH AND WELLNESS CENTER LLC		45			45
BD MEDICAL SYSTEMS		43	2	4%	45
REDI-MED WALK-IN FAMILY CARE			45	100%	45
ST JUDE LABORATORIES		40	5	11%	45
STUART URGENT CARE			45	100%	45
RADIOLOGY ASSOCIATES OF VENICE AND ENGLEWOOD		42	2	5%	44
UNION MEDICAL CARE PLLC		43	1	2%	44
ADULT MEDICINE OF LAKE COUNTY INC			44	100%	44
INNOVATIVE GX LABORATORIES		37	7	16%	44
THE MERIDIAN AT BOCA RATON	1	43			44
ASHTON PLACE	3	37	4	9%	44
Gulf Shore Care Center		39	5	11%	44
NEWPATH DIAGNOSTICS		36	8	18%	44
TRIPLE O MEDICAL SERVICES INC		41	3	7%	44
PEDIATRICS OF CENTRAL FLORIDA – SAINT CLOUD	2	40	2	5%	44
PRINCETON VILLAGE☐		40	4	9%	44
LOURDES HOSPITAL INC		42	2	5%	44
FLORIDA HOSPITAL		28	16	36%	44
BENTON HOUSE OF CLERMONT		44			44
FLAGLER HOSPITAL INC	2		41	95%	43
LEE MEMORIAL HEALTH SYSTEM		38	5	12%	43
BAY STREET PHARMACY☐		40	3	7%	43
BRONX LEBANON HOSPITAL-MEDICAL CENTER		39	4	9%	43
University Hills health and Rehabilitation		33	10	23%	43
CAREATC			43	100%	43
EC OPCO TIMBERLIN PARC LLC		43			43
SOUTH FLORIDA BAPTIST HOSPITAL			43	100%	43
LAKE MARY KIDS CENTRA CARE		33	10	23%	43
THE PALMS PHARMACY, INC		40	3	7%	43
WOLFF CTR FOR CHILD & ADOLESCENT HEALTH PLLC,THE		26	17	40%	43
BIOFIRE		11	32	74%	43
FIRST CHOICE URGENT CARE		12	31	72%	43
CAREHERE LAKE SCHOOLS EMPLOYEE HEALTH CENTER		29	14	33%	43
PINELLAS INTERNAL MEDICINE ASSOCIATES	1	39	3	7%	43
NORTH CAROLINA DEPARTMENT OF HEALTH & HUMAN SERVICES	1		42	98%	43
RESIDENTIAL PLAZA AT BLUE LAGOON INC		39	4	9%	43
DUVAL PHARMACY		32	11	26%	43

COVID-19: testing by laboratory

Data through Apr 20, 2021 verified as of Apr 21, 2021 at 09:25 AM

Data in this report are provisional and subject to change.

The numbers in the table below represent the number of Florida and non-Florida residents for whom test results were received by the Department of Health. A person can be tested by more than one laboratory and can have both positive and negative results. **Therefore, the sum of the numbers in each column will be larger than the total number of people tested.**

Reporting lab	Inconclusive	Negative	Positive	Percent positive	Total
BRANCH MEDICAL CLINIC			43	100%	43
BENTON HOUSE OF ST. JOHNS		40	2	5%	42
NORTHWELL HEALTH PLAINVIEW HOSPITAL LABORATORY		33	9	21%	42
BAYCARE MEDICAL GROUP INC		3	39	93%	42
MAKO MEDICAL		21	21	50%	42
WALK IN MEDICAL URGENT CARE		42			42
ATRIA WILLOW WOOD		40	2	5%	42
Atlantic Shore Nursing and Rehab		42			42
WINDSOR WOODS REHAB & HEALTHCARE CTR		40	2	5%	42
LAKE COUNTY SCHOOLS EMPLOYEE HEALTH CENTER		30	12	29%	42
Casa Mora Rehabilitation & Extended Care		40	2	5%	42
UNIVERSITY HOSPITAL		35	7	17%	42
STAT ONE URGENT CARE CENTER		2	40	95%	42
MAIMONIDES-SHALOM ACADEMY, INC		41	1	2%	42
BASSETTI MEDICAL RESEARCH INC		32	10	24%	42
LEE PHYSICIAN GROUP COLLEGE POINT		42			42
LONGLEAF DIAGNOSTIC LABORATORIES		13	29	69%	42
KIVA AT CANTERBURY		25	17	40%	42
PACIFICA SENIOR LIVING OCALA		37	5	12%	42
GROWING TOGETHER PEDIATRICS, LLC		38	4	10%	42
WHITE-WILSON MEDICAL CENTER		31	11	26%	42
STETSON UNIVERSITY STUDENT HEALTH CENTER		3	39	93%	42
CLINICAL LABORATORY		42			42
ADVENTHEALTH MEDICAL GROUP FAMILY & INTERNAL		16	25	61%	41
CITRUS COUNTY HEALTH DEPARTMENT		35	6	15%	41
PEDIATRICS OF CENTRAL FLORIDA KISSI		33	8	20%	41
EMORY CLINIC, THE		39	2	5%	41
ORLANDO HEALTH PRIMARY CARE PEDIATRICS		38	3	7%	41
CROSSROADS URGENT CARE		26	15	37%	41
RIVERHEAD URGENT CARE		40	1	2%	41
D W MCMILLAN MEMORIAL HOSPITAL		30	11	27%	41
FLORIDA HOSPITAL NEW SMYRNA		4	37	90%	41
A & R RESEARCH GROUP		35	6	15%	41
UNIVERSITY OF ALABAMA		38	3	7%	41
EASTERN SHORE URGENT CARE		30	11	27%	41
BULLS HEAD URGENT CARE		39	2	5%	41
MULBERRY'S MOBILE PROVIDER SERVICES LLC		25	15	38%	40
CLINICAL PATHOLOGY LABORATORIES, INC		40			40
FAMILY AND INTERNAL MEDICINE AT AVALON PARK		36	4	10%	40
BELVEDERE COMMONS OF SUN CITY CENTER		40			40
PRIDE DIAGNOSTICS		24	16	40%	40
LPG CONVENIENT CARE AT METRO		36	4	10%	40
ENCOMPASS HEALTH REHABILITATION OF ALTAMONTE		35	5	13%	40
ADVENT HEALTH CENTRA CARE - LAKELAND		30	10	25%	40
GRAND VILLA OF NEW PORT RICHEY		33	7	18%	40
AU MEDICAL CENTER, INC	1	34	5	13%	40
NIGHT LITE PEDIATRIC CENTER		10	30	75%	40

COVID-19: testing by laboratory

Data through Apr 20, 2021 verified as of Apr 21, 2021 at 09:25 AM

Data in this report are provisional and subject to change.

The numbers in the table below represent the number of Florida and non-Florida residents for whom test results were received by the Department of Health. A person can be tested by more than one laboratory and can have both positive and negative results. **Therefore, the sum of the numbers in each column will be larger than the total number of people tested.**

Reporting lab	Inconclusive	Negative	Positive	Percent positive	Total
THE LODGE AND REHABILITATION CENTER		24	16	40%	40
CAPITAL REGIONAL MEDICAL CENTER		2	38	95%	40
BLUE SPRINGS SURGERY CENTER		40			40
DHMD		40			40
M&V SAN JOSE MEDICAL CENTER			40	100%	40
BAYSHORE PATHOLOGY CONSULTANTS PA		37	2	5%	39
CITRUS CARE CLINIC			39	100%	39
ISLAMORADA VILLAGE OF ISLANDS FIRE RESCUE		36	3	8%	39
JUNIPER VILLAGE AT CAPE CORAL		34	5	13%	39
UNIVERSITY BEHAVIORAL CENTER		39			39
BROOKDALE BRANDON	1	38			39
FLORIDA DEPARMENT OF HEALTH CLAY COUNTY		26	13	33%	39
GUYAN VALLEY WELLNESS CENTER		32	7	18%	39
UNIVERSITY MEDICAL CTR OF PRINCETON AT		37	2	5%	39
EP MEDICAL EQUIPMENT PHARMACY		33	6	15%	39
BAY COUNTY JAIL ANNEX		34	5	13%	39
ANDALUSIA HEALTH		22	17	44%	39
MEDEX MEDICAL EXPRESS OF PALATKA LLC			39	100%	39
CORRECTIONAL MEDICAL GROUP		27	12	31%	39
CLINICAL RESEARCH SEQUENCING PLATFORM		8	31	79%	39
BOND CLINIC, PA		9	30	77%	39
CEDAR CREEK AT KINGS BAY INC		39			39
WG BAYPOINT VILLAGE SH LLC		38	1	3%	39
GENEXPERT			39	100%	39
ORLANDO ORTHOPAEDIC OUTPATIENT SURGERY CENTER		33	6	15%	39
WELLMED AT NEW TAMPA		28	11	28%	39
ADVENTHEALTH MEDICAL GROUP PULMONOLOGY		34	5	13%	39
LMH SKILLED NURSING UNIT		38			38
CCRC @ SUNFLOWER LLC		35	3	8%	38
AUTUMN OF SARASOTA		12	26	68%	38
NORTHSIDE HOSPITAL EMERGENCY DEPT		34	4	11%	38
Life Care Center of Citrus County		37	1	3%	38
ATRIA SAN PABLO		36	2	5%	38
MINUTE CLINIC DIAGNOSTIC OF VIRGINIA, LLC		37	1	3%	38
WEISS PEDIATRIC CARE LLC		24	14	37%	38
HOMEWOOD RESIDENCE AT FREEDOM PLAZA		37	1	3%	38
TAYLORVILLE FAMILY MEDICINE		31	7	18%	38
MOLECULAR DIAGNOSTICS		5	33	87%	38
ENCOMPASS HEALTH REHABILITATION HOSPITAL OF PANAMA CITY		33	5	13%	38
VETERANS AFFAIRS MEDICAL CENTER - NEW YORK HARBOR		36	2	5%	38
PALM POINT BEHAVIORAL HEALTH		38			38
STEWART MEDICAL GROUP, INC		21	17	45%	38
SOUTHCOR LABORATORY		4	34	89%	38
PINELLAS PARK FIRE DEPARTMENT		38			38
INNOVATION CLINICAL TRIALS, INC			38	100%	38
REOPEN DIAGNOSTICS			38	100%	38
CONNECTICUT DEPARTMENT OF HEALTH		22	15	41%	37

COVID-19: testing by laboratory

Data through Apr 20, 2021 verified as of Apr 21, 2021 at 09:25 AM

Data in this report are provisional and subject to change.

The numbers in the table below represent the number of Florida and non-Florida residents for whom test results were received by the Department of Health. A person can be tested by more than one laboratory and can have both positive and negative results. **Therefore, the sum of the numbers in each column will be larger than the total number of people tested.**

Reporting lab	Inconclusive	Negative	Positive	Percent positive	Total
FAMILY EXTENDED CARE OF SEBRING INC		35	2	5%	37
HOLLISMED LLC		35	2	5%	37
PECONIC BAY MEDICAL CENTER LABORATORY		28	9	24%	37
ALAN A SMITH MD LLC		34	3	8%	37
ACCURATE DIAGNOSTIC LAB		35	2	5%	37
CENTRAL FLORIDA HEALTH CARE INC WAUCHULA SITE 2		29	8	22%	37
THE COLLIER AT NAPLES		36	1	3%	37
HR SARASOTA OPERATOR LLC		25	12	32%	37
HARMONY HEALTH OPCO, LLC		16	21	57%	37
PONCE THERAPY CARE CENTER		34	3	8%	37
ST LUCIE COUNTY JAIL		28	9	24%	37
UNION MEDICAL CARE		37			37
ROCKLAND URGENT CARE FAMILY HEALTH NP		35	2	5%	37
A AND R RESEARCH GROUP LLC		33	4	11%	37
METROPOLITAN CHARITIES INC		34	3	8%	37
TNC WALK IN CLINIC		25	12	32%	37
MINUTECLINIC DIAGNOSTIC OF RHODE ISLAND, LLC #1544		36	1	3%	37
HUNT CLUB MEDICAL		15	22	59%	37
ONE MILO		37			37
CARILLON SPORTS AND FAMILY MEDICINE		28	9	24%	37
WALGREENS #05625		33	4	11%	37
HOLZER HEALTH CENTER		5	32	86%	37
ARTHREX MEDICAL CENTER EAST		25	12	32%	37
SEWALLS POINT PHARMACY INC		29	8	22%	37
ST AUGUSTINE PEDIATRIC ASSOC		33	4	11%	37
COLLIER HMA PHYSICIAN MANAGEMENT LLC		27	10	27%	37
SMH PHYSICIAN SERVICES INC		36	1	3%	37
DCH REGIONAL MEDICAL CENTER LABORATORY		36	1	3%	37
PATHOGENIUS LABORATORIES		30	7	19%	37
FLORIDA PEDIATRIC GROUP PA		28	8	22%	36
EASYCARE WALK-IN CLINIC	1	14	21	58%	36
PATHGROUP		9	27	75%	36
GRAND VILLA OF ST. PETERSBURG		34	2	6%	36
MEDCOMP SCIENCES			36	100%	36
AIR, LAND & SEA PHYSICALS & CONSULTATIONS, LLC		35	1	3%	36
MINUTECLINIC, LLC, DBA MINUTECLINIC #5		32	4	11%	36
GRAND VILLA OF ENGLEWOOD		31	5	14%	36
WALGREENS COVID-19		27	9	25%	36
CRESTVIEW IMMEDIATE CARE LL		12	24	67%	36
WASHINGTON COUNTY HEALTH DEPARTMENT		24	12	33%	36
WELLSTAR KENNESTONE HOSPITAL		33	3	8%	36
PHYSICIAN ASSOCIATES LLC		26	10	28%	36
Kensington Gardens		36			36
PORT SAINT JOHN FAMILY PRACTICE		21	15	42%	36
WEINBERG VILLAGE		35	1	3%	36
EMORY UNIVERSITY HOSPITAL		29	7	19%	36
CARE HERE		12	24	67%	36

COVID-19: testing by laboratory

Data through Apr 20, 2021 verified as of Apr 21, 2021 at 09:25 AM

Data in this report are provisional and subject to change.

The numbers in the table below represent the number of Florida and non-Florida residents for whom test results were received by the Department of Health. A person can be tested by more than one laboratory and can have both positive and negative results. **Therefore, the sum of the numbers in each column will be larger than the total number of people tested.**

Reporting lab	Inconclusive	Negative	Positive	Percent positive	Total
MAINSTREET FAMILY URGENT CARE		1	35	97%	36
MINUTECLINIC DIAGNOSTIC OF MICHIGAN		33	3	8%	36
EXPRESS CARE OF TAMPA BAY LLC		5	31	86%	36
ASSISTED LIVING OF BROWARD		36			36
BVL/LITTLE ANGEL PEDIATRICS		36			36
FLORIDA PRESBYTERIAN HOMES INC		33	2	6%	35
LABORATORY MEDICINE CONSULTANTS-LMC PA		33	2	6%	35
ISLAND LAKE CENTER		14	21	60%	35
FORT CAROLINE GARDENS, INC		33	2	6%	35
IRL		4	31	89%	35
WUESTHOFF MEMORIAL HOSPITAL			35	100%	35
BOCA TOXICOLOGY LLC		33	2	6%	35
MINUTE CLINIC LLC #2216		32	3	9%	35
PARKSIDE HEALTH AND REHABILITATION CENTER			35	100%	35
FHMG-FLORIDA HOSPITAL MEDICAL GROUP		25	10	29%	35
ALABAMA CLINICS		19	16	46%	35
METRO KNOXVILLE HMA		25	10	29%	35
P23 LABS		35			35
VIKOR SCIENTITIC		5	30	86%	35
SOUTHEASTERN OUTPATIENT SURGERY CENTER		32	3	9%	35
ADVENT HEALTH - FISH MEMORIAL		2	33	94%	35
REDI-MED WALK IN FAMILY CLINIC			35	100%	35
ST. MARYS MEDICAL CENTER		1	34	97%	35
NEUROINTERNATIONAL SARASOTA		32	3	9%	35
HARBORCHASE OF WELLINGTON CROSSING		33	2	6%	35
MEDEXPRESS URGENT CARE WEST TAMPA			35	100%	35
WARDE MEDICAL LABORATORY		27	8	23%	35
NCHD		21	14	40%	35
DOCTOR TODAY TLC LLC			35	100%	35
POARCH BANC CREEK INDIANS TRIBAL HEALTH DEPARTMENT			35	100%	35
KINDRED HOSPITAL OCALA		31	3	9%	34
LONG TERM CARE OF GULF BREEZE LLC		30	4	12%	34
CIGNA PBSO WEST PALM		3	31	91%	34
BAYCARE HEALTH SYSTEMS, LLC			34	100%	34
SOUTHWEST LABS		34			34
MINUTE CLINIC, LLC DBA MINUTECLINIC #4505		31	3	9%	34
MIDDLETOWN MEDICAL P C		24	10	29%	34
COMMUNITY MEDICAL CARE CENTER INC			34	100%	34
FAST PACE MEDICAL CLINIC		29	5	15%	34
JAMAICA HOSPITAL MEDICAL CENTER		30	4	12%	34
GRAND VILLA OF PINELLAS PARK		32	2	6%	34
TUSCAN GARDENS OF DELRAY BEACH MANAGEMENT COMPANY,		34			34
GULFSIDE HOSPICE INC		31	3	9%	34
FLORIDA MEDICAL CLINIC IM MLK		24	10	29%	34
AYERS NURSING AND REHABILITATION CENTER		34			34
JACKSON HEALTH SYSTEM		2	32	94%	34
FLORIDA DEPARTMENT OF HEALTH IN MONROE COUNTY		27	7	21%	34

COVID-19: testing by laboratory

Data through Apr 20, 2021 verified as of Apr 21, 2021 at 09:25 AM

Data in this report are provisional and subject to change.

The numbers in the table below represent the number of Florida and non-Florida residents for whom test results were received by the Department of Health. A person can be tested by more than one laboratory and can have both positive and negative results. **Therefore, the sum of the numbers in each column will be larger than the total number of people tested.**

Reporting lab	Inconclusive	Negative	Positive	Percent positive	Total
THE SPRINGS OF PARC HILL		33	1	3%	34
PARAMOUNT WALK-IN CLINIC		1	33	97%	34
OCCUPATIONAL HEALTH CENTERS OF THE SOUTHWEST PA		29	5	15%	34
TRADITIONAL HOME CARE INC		33	1	3%	34
JUPITER MEDICAL CENTER PHYSICIANS GROUP, INC		30	4	12%	34
MARYLAND DEPARTMENT OF HEALTH			34	100%	34
RASHDA ALBIBI M.D. P.A.		31	3	9%	34
LABORATORY ALLIANCE OF CENTRAL NEW YORK		32	2	6%	34
VENICE URGENT CARE – GULF COAST		1	32	97%	33
AMBRY GENETICS CORPORATION	23	10			33
SANFORD MOBILE LAB PGA TOUR		32	1	3%	33
GREENRIDGE GROUP HOME	3	11	19	58%	33
STATEN ISLAND UNIVERSITY HOSPITAL-POUCH		32	1	3%	33
AMMON ANALYTICAL LABORATORIES		29	4	12%	33
CLEARWATER EMPLOYEE HEALTH CLINIC		16	17	52%	33
PULSE & REMEDY LLC		18	15	45%	33
PIERCE INSTRUMENTS INC		32	1	3%	33
NURSES HELPING HANDS INC ALF		33			33
Grand Villa of Deerfield Beach		29	4	12%	33
HUNTINGTON STATION URGENT CARE		32	1	3%	33
VILLA COURT LLC		33			33
EVERLYWELL		19	14	42%	33
GRAND VILLA OF LARGO		28	5	15%	33
LONG BEACH URGENT CARE		33			33
PHOSPHORUS DIAGNOSTICS		27	6	18%	33
RESIDENCE AT BAY VUE		31	2	6%	33
MINUTE CLINIC DIAGNOSTIC OF SC, LLC #75		31	2	6%	33
CORAL HOUSE ASSISTED LIVING COMMUNITY LLC		33			33
VETERANS HOME		1	32	97%	33
MINUTE CLINIC DIAGNOSTIC OF NEW JERSEY		32	1	3%	33
AHSE ROP		32	1	3%	33
STATCARE URGENT AND WALK-IN MEDICAL CA		30	3	9%	33
VETERAN AFFAIRS MEDICAL CENTER - JAMES J PETERS		30	3	9%	33
WESTWOOD NURSING AND REHABILITATION		28	5	15%	33
BOND CLINIC		3	30	91%	33
Consulate Health Care of Orange Park		27	6	18%	33
NIGHT LITE PEDIATRICS URGENT CARE CENTER			33	100%	33
MEDEMERGE		30	2	6%	32
KISSIMMEE VA OUTPATIENT CLINIC		29	3	9%	32
COLORADO DEPARTMENT OF PUBLIC HEALTH AND ENVIRONMENT			32	100%	32
ADVANCED URGENT CARE		12	20	63%	32
CERON PEDIATRICS & INTEGRATIVE MEDICIN		32			32
WOMENS CARE FLORIDA LABORATORY		25	7	22%	32
OPIS COQUINA CENTER		32			32
WESTMINSTER ST AUGUSTINE		32			32
FLORIDA HOSPITAL PHYSICIAN GROUP		19	13	41%	32
Heartland Health Care Center North Sarasota		18	14	44%	32

COVID-19: testing by laboratory

Data through Apr 20, 2021 verified as of Apr 21, 2021 at 09:25 AM

Data in this report are provisional and subject to change.

The numbers in the table below represent the number of Florida and non-Florida residents for whom test results were received by the Department of Health. A person can be tested by more than one laboratory and can have both positive and negative results. **Therefore, the sum of the numbers in each column will be larger than the total number of people tested.**

Reporting lab	Inconclusive	Negative	Positive	Percent positive	Total
ACCESS 365 URGENT CARE		10	22	69%	32
MINUTE CLINIC DIAGNOSTIC OF VIRGINIA		25	7	22%	32
IPSUM DIAGNOSTICS		3	29	91%	32
BAYSIDE LABORATORIES INC		32			32
COLORADO DEPARTMENT OF HEALTH LABORATORY SERVICES DIVISION			32	100%	32
TREASURE ISLE LLC		32			32
PASSPORT HEALTH ORLANDO		32			32
SYNIVERSE WELLNESS CENTER		27	5	16%	32
UNION CHD		29	3	9%	32
CARDIOLOGY AND MEDICINE ASSOCIATES INC		31	1	3%	32
MINUTECLINIC DIAGNOSTIC OF LOUISIANA,		29	3	9%	32
MADISON POINTE CARE CENTER		32			32
MIGUEL E TREVINO MD PA		27	4	13%	31
STEINHATCHEE DRUGS		25	6	19%	31
NORTH PINELLAS CHILDRENS MEDICAL CENTER			31	100%	31
CHIPOLA MEDICAL ASSOCIATES		11	20	65%	31
STUART REHABILITATION AND HEALTHCARE		15	16	52%	31
LAKE MARY - STIRLING CENTER SUITE 202			31	100%	31
Wiregrass Rehabilitation Center and Nursing Home		28	3	10%	31
TAMPA URGENT CARE			31	100%	31
LAKE BUTLER HOSPITAL		30	1	3%	31
LEE PHYSICIAN GROUP		28	3	10%	31
COUNTY OF LOS ANGELES			31	100%	31
HEALTH FIRST - VIERA HOSPITAL		1	30	97%	31
ALPHA PHARMACY		28	3	10%	31
LabCorp L#09258130 M#09258125		12	19	61%	31
REGENCY PARK ASSISTED LIVING FACILITY		29	2	6%	31
CITY OF NAPLES FIRE RESCUE		27	4	13%	31
PREMIER URGENT CARE CENTER LLC			31	100%	31
FAMILY CARE PARTNERS URGENT CARE LLC		25	6	19%	31
MIDNIGHT MEDICINE			31	100%	31
COLLIER ANESTHESIA PAIN LLC		31			31
DISCOVERY COMMONS AT BRADENTON		31			31
UNIPATH		24	7	23%	31
MICHAEL J D'AMBROSE MD PA		29	2	6%	31
ADVENTHEALTH MEDICAL GROUP FAMILY MEDICINE AT RDV		31			31
UR CARE FAMILY AND SPORTS MEDICINE			31	100%	31
FLORIDA ENDOSCOPY & SURGERY CTR LLC		31			31
ENT AND ALLERGY ASSOCIATES OF FLORIDA LLC		30	1	3%	31
OAKMONTE VILLAGE		30	1	3%	31
AMERICAN ESOTERIC LABORATORIES		15	16	52%	31
FLORIDA MEDICAL CL ODOM TPA		17	14	45%	31
MARTHA'S HOUSE & ASSISTED LIVING FACILITY		30			30
JOSEF SCHENKER MD PC DBA CENTERS URGENT		28	2	7%	30
ENCOMPASS HEALTH REHABILITATION HOSPITAL OF MIAMI		29	1	3%	30
SANITAS		4	26	87%	30
AMEERAH LABS			30	100%	30

COVID-19: testing by laboratory

Data through Apr 20, 2021 verified as of Apr 21, 2021 at 09:25 AM

Data in this report are provisional and subject to change.

The numbers in the table below represent the number of Florida and non-Florida residents for whom test results were received by the Department of Health. A person can be tested by more than one laboratory and can have both positive and negative results. **Therefore, the sum of the numbers in each column will be larger than the total number of people tested.**

Reporting lab	Inconclusive	Negative	Positive	Percent positive	Total
FORT VALLEY STATE UNIVERSITY		29	1	3%	30
BOCA BIOLISTIC REFERENCE LAB			30	100%	30
Okeechobee Health Care Facility		16	14	47%	30
ORLANDO ORTHOPAEDIC CENTER		28	2	7%	30
MINUTECLINIC, LLC #08366		25	5	17%	30
SPRINGWOOD COURT		25	5	17%	30
GRAND LIVING AT LAKEWOOD RANCH		29	1	3%	30
THE TERRACE AT IVY ACRES ALF		11	19	63%	30
ADVENT HEALTH PRIMARY CARE PLUS, WINTER GARDEN		26	4	13%	30
HOUSE CALLS PROFESSIONAL LLC		26	4	13%	30
HOLIDAY MEDICAL ASSOCIATES		4	26	87%	30
CLINCLOUD, LLC			30	100%	30
CENTER ONE SURGERY CENTER		24	6	20%	30
OAK HARBOR ASSISTED LIVING FACILITY		27	3	10%	30
COOPER HEALTHCARE		27	3	10%	30
MINUTECLINIC DIAGNOSTIC OF RHODE ISLAND, LLC #212		30			30
ORLANDO FAMILY MEDICINE		14	16	53%	30
CARLOS F FUSTER MD PA		28	2	7%	30
HERITAGE WATERSIDE		27	3	10%	30
CANCER RESEARCH LAB, BOB JONES UNIVERSITY		28	2	7%	30
JOSEF SCHENKER MD PC		30			30
WIREGRASS CLINIC LLC		24	6	20%	30
MINUTECLINIC, LLC #4230		26	4	13%	30
BAPTIST PRIMARY BLACK CREEK SOUTH			30	100%	30
WILLAMETTE VALLEY TOXICOLOGY LLC		28	2	7%	30
PERDIDO URGENT CARE		1	29	97%	30
BUREAU OF PUBLIC HEALTH	1	9	20	67%	30
STATCARE URGENT & WALK IN MEDICAL CARE		27	3	10%	30
DAVID LAWRENCE CENTER		26	4	13%	30
LAKELAND NURSING AND REHABILITATION CENTER			29	100%	29
PANCARE HEALTH - BONIFAY K-8			29	100%	29
TOTTENVILLE CIRCLE URGENT CARE		29			29
NEMOURS CHILDRENS CLINIC		22	7	24%	29
BOCA SIMON LAB		1	28	97%	29
PINELLAS 1 HOME HEALTH CARE CORP		28	1	3%	29
RENAISSANCE SENIOR LIVING	1	28			29
LEE COMMUNITY HEALTHCARE INC CAPE CORAL		28	1	3%	29
UNIV OF ROCHESTER-STRONG MEMORIAL HOSP		28	1	3%	29
ENGLEWOOD HOSPITAL AND MEDICAL CENTER		24	5	17%	29
MEDPEDS ASSOCIATES OF SARASOTA PA		26	3	10%	29
SANFORD PEDIATRIC ASSOCIATES, PA		26	3	10%	29
MAYO CLINIC JACKSONVILLE		4	25	86%	29
SOUTHEAST GEORGIA HEALTH SYSTEM, INC		24	5	17%	29
DUVAL COUNTY HEALTH DEPARTMENT		29			29
UNIVERSITY OF ILLINOIS VETERINARY DIAG	1	27	1	3%	29
SUNTREE INTERNAL MEDICINE		29			29
PALMS, THE		29			29

COVID-19: testing by laboratory

Data through Apr 20, 2021 verified as of Apr 21, 2021 at 09:25 AM

Data in this report are provisional and subject to change.

The numbers in the table below represent the number of Florida and non-Florida residents for whom test results were received by the Department of Health. A person can be tested by more than one laboratory and can have both positive and negative results. **Therefore, the sum of the numbers in each column will be larger than the total number of people tested.**

Reporting lab	Inconclusive	Negative	Positive	Percent positive	Total
COMPREHENSIVE CHILDCARE		23	6	21%	29
INTERIM HEALTHCARE OF NORTHWEST FLORIDA INC		27	2	7%	29
Grand Villa of Dunedin		23	6	21%	29
LPG PRIMARY CARE AT CAPE CORAL PARKWAY		24	5	17%	29
PBSO WEST PALM FAMILY PRACTICE		1	28	97%	29
GOOD SAMARITAN HOSPITAL LABORATORY		26	3	10%	29
CAPE CORAL HOSPITAL ABG LABORATORY		16	13	45%	29
PALM GARDEN OF JACKSONVILLE		27	2	7%	29
STEWART MELBOURNE HOSPITAL			29	100%	29
ENCOMPASS HEALTH REHABILITATION HOSPITAL OF OCALA		28	1	3%	29
UCLA HEALTHCARE CLINICAL LABS		23	6	21%	29
CHILDREN'S MEDICAL CENTER			29	100%	29
BROOKWOOD BAPTIST MEDICAL CENTER		28	1	3%	29
LPG PRIMARY CARE AT BONITA BAY LIFESTYLE CENTER		26	3	10%	29
P4CLINICAL	3	2	24	83%	29
ROBERT H JENKINS JR VETERANS' DOMICILIARY HOME OF		26	3	10%	29
ST PETER'S BENDER LABORATORY		28	1	3%	29
JOSEPH SCHENKER MD PC DBA CENTERS URGENT		25	4	14%	29
PRO HEALTH HARMONY		29			29
CDC		17	12	41%	29
MED LABS DIAGNOSTICS		11	17	61%	28
ST VINCENTS AMBULATORY CARE INC DBA		25	3	11%	28
KEY PRIMARY CARE			28	100%	28
VENICE REGIONAL BAYFRONT HEALTH			28	100%	28
NATIONAL MENTOR HEALTHCARE LLC			28	100%	28
BROWARD HEALTH IMPERIAL POINT NURSING			28	100%	28
MARION PEDIATRICS PA		21	7	25%	28
BROOKDALE PHILLIPPI CREEK			28	100%	28
EDEN AT CRESTVIEW		12	16	57%	28
TGH URGENT CARE - WESLEY CHAPEL			28	100%	28
GRAND VILLA OF BOYNTON BEACH		27	1	4%	28
LAKE PLACID HEALTH AND REHABILITATION		1	27	96%	28
PORT ST LUCIE HOSPITAL		25	3	11%	28
ASTORIA HEALTH AND REHABILITATION CENTER		27	1	4%	28
FIRST CHOICE PEDIATRICS LOOP		25	3	11%	28
SOMA MEDICAL CENTER # 4		5	23	82%	28
GADSDEN COUNTY HEALTH DEPARTMENT		22	6	21%	28
PARK WEST MEDICAL CENTER		27	1	4%	28
TIFFANY LAKE CARE CENTERS INC		27	1	4%	28
RAINBOW PEDIATRICS		1	27	96%	28
ORANGE PEDIATRICS			28	100%	28
FAMILY CARE PARTNERS		18	10	36%	28
JACKSONVILLE PEDIATRICS		18	10	36%	28
ROSLYN URGENT CARE		27	1	4%	28
ADVENT HEALTH MEDICAL GROUP- FAMILY MEDICINE AT DR. PHILIPS		23	5	18%	28
Cleveland Clinic Laboratories		4	24	86%	28
WEST BROWARD CARE CENTER		24	4	14%	28

COVID-19: testing by laboratory

Data through Apr 20, 2021 verified as of Apr 21, 2021 at 09:25 AM

Data in this report are provisional and subject to change.

The numbers in the table below represent the number of Florida and non-Florida residents for whom test results were received by the Department of Health. A person can be tested by more than one laboratory and can have both positive and negative results. **Therefore, the sum of the numbers in each column will be larger than the total number of people tested.**

Reporting lab	Inconclusive	Negative	Positive	Percent positive	Total
A LILIKO'I PHARMACY LLC		25	3	11%	28
ECC PEDIATRICS		28			28
MONTEFIORE NEW ROCHELLE HOSPITAL		25	3	11%	28
URGENT CARE CENTER			28	100%	28
CHILDRENS MEDICAL CENTER			28	100%	28
EMPLOYEE WELLNESS PA		14	14	50%	28
ACTIVE SENIOR LIVING		26	2	7%	28
GASTROENTEROLOGY ASSOCIATES OF PENSACOLA PA		23	4	15%	27
MINUTECLINIC DIAGNOSTIC OF TN PC #6435		24	3	11%	27
EMORY BENNETT VETERANS NURSING HOME	1	26			27
PHYSICIANS CARE		23	4	15%	27
KIVA AT CANTERBURY, LLC		27			27
Clearwater Center		13	14	52%	27
EXPRESS CARE OF BELLEVIEW		27			27
SPANISH RIVER HIGH SCHOOL ESE		23	4	15%	27
GEORGIA HEART CENTER (MSC 53), NAVICEN		25	2	7%	27
VOLUSIA COUNTY BRANCH JAIL		1	26	96%	27
CARENOW - DOWNTOWN NORTH GULCH		25	2	7%	27
ATRIA LADY LAKE		27			27
ADVENT HEALTH MEDICAL GROUP FAMILY AND INTERNAL MEDICINE AT AVALON PAR		24	3	11%	27
THE COMMONWEALTH OF MASSACHUSETTS		1	26	96%	27
HARBOUR ISLAND PEDIATRICS		18	9	33%	27
VIRTUA		23	4	15%	27
EPIC REFERENCE LABS INC			27	100%	27
CENTERPLACE HEALTH		6	21	78%	27
MINUTECLINIC DIAGNOSTIC OF TEXAS		23	4	15%	27
CANTON-POTSDAM HOSPITAL LABORATORY		26	1	4%	27
URGENT FAMILY CARE INC		24	3	11%	27
LOOP PEDIATRICS		22	5	19%	27
GERALD J KIVETT MD		24	3	11%	27
HEALTHPARK MEDICAL CENTER ABG LAB		26	1	4%	27
TALLAHASSEE DEVELOPMENTAL CENTER□		26	1	4%	27
BROOKDALE SOUTHPOINT			27	100%	27
VASSAR BROTHERS MEDICAL CENTER LABORATORY		25	2	7%	27
MINIMALLY INVASIVE VASCULAR INC		25	2	7%	27
1 TOUCH TOTALCARE SOLUTIONS		24	3	11%	27
HOWARD BEACH URGENT CARE		25	2	7%	27
SHORE MEMORIAL HOSPITAL		24	3	11%	27
SUNCOAST LABS			27	100%	27
LEXINGTON PLACE SENIOR LIVING COMMUNITY		27			27
MINUTECLINIC DIAGNOSTIC OF TN, PC 374		23	4	15%	27
BROOKDALE UNIVERSITY HOSPITAL		25	2	7%	27
VICK STREET MANOR		27			27
Summit Medical Group Westfield Lab		24	3	11%	27
ACCESS HEALTH CARE PHYSICIANS LLC		10	17	63%	27
EAST HILL MEDICAL GROUP		17	9	35%	26
MINUTECLINIC, LLC, DBA MINUTECLINIC #2544		25	1	4%	26

COVID-19: testing by laboratory

Data through Apr 20, 2021 verified as of Apr 21, 2021 at 09:25 AM

Data in this report are provisional and subject to change.

The numbers in the table below represent the number of Florida and non-Florida residents for whom test results were received by the Department of Health. A person can be tested by more than one laboratory and can have both positive and negative results. **Therefore, the sum of the numbers in each column will be larger than the total number of people tested.**

Reporting lab	Inconclusive	Negative	Positive	Percent positive	Total
MEDEXPRESS URGENT CARE - BLOOMINGTON		22	4	15%	26
CVS NC7047POCT DURHAM		26			26
DARDEN WELLNESS CENTER		23	3	12%	26
LOT HEALTH SERVICES	1	25			26
MD BEAUTY LABS, PA		24	2	8%	26
CVA MINUTE CLINIC DIAGNOSTIC OF VIRGINIA, LLC		25	1	4%	26
CVS NC3516POCT WINSTON SALEM		24	2	8%	26
SUMMIT MEDICAL GROUP - 75 E NORTHFIELD		22	4	15%	26
MAGNOLIA PEDIATRICS		4	22	85%	26
THE CLUB AT BOYNTON BEACH, LLC		24	2	8%	26
RJ LEE GROUP	1	23	2	8%	26
NEW YORK METHODIST HOSPITAL		22	4	15%	26
SUMMERGATE PHARMACY		24	2	8%	26
JACK BANDEL MD PA		26			26
WELLMED AT PLANT CITY		12	14	54%	26
ENCOMPASS HEALTH REHABILITATION		24	2	8%	26
LEE COMMUNITY HEALTHCARE INC NORTH FORT MYERS		26			26
THE MINIER URGENT CARE		20	6	23%	26
RAYMOND BASRI MD		24	2	8%	26
PALM BEACH COUNTY FIRE RESCUE		24	2	8%	26
HUNT CLUB PEDIATRIC ASSOCIATES LLC		21	5	19%	26
BIG BEND HOSPICE INC		26			26
MONCRIEF ARMY HEALTH CLINIC			26	100%	26
DELRAY BEACH FACIAL PLASTIC SURGERY		26			26
ADVENT HEALTH PARTIN SETTLEMENT HEALTH PARK		18	8	31%	26
OPTIMAL CARE PEDIATRICS		7	19	73%	26
EXPRESS FAMILY CARE LLC		11	15	58%	26
FORT SANDERS REGIONAL LABORATORY		26			26
PULMONARY SPECIALISTS OF THE PALM BEACHES		16	10	38%	26
CARE CENTERS OF NASSAU LLC MINER ROAD NORTH		26			26
ARCPPOINT LABS OF FORT LAUDERDALE		25	1	4%	26
ENCORE AT BOCA RATON, THE			26	100%	26
WAKULLA COUNTY HEALTH DEPARTMENT		12	14	54%	26
TREEHOUSE PEDIATRICS & FAMILY CARE		26			26
OAKTREE HEALTHCARE			26	100%	26
LAKES DIALYSIS CENTER INC			26	100%	26
ABL MEDICAL CARE LLC			26	100%	26
ENCOMPASS HOME HEALTH OF THE SOUTHEAST LLC		23	2	8%	25
PHYSICIANS STAT		3	22	88%	25
HENDRY REGIONAL CORPORATE HEALTH			25	100%	25
TOTAL ACCESS URGENT CARE		1	24	96%	25
COASTAL COMPLETE CARE		11	14	56%	25
MINUTECLINIC DIAGNOSTIC OF TN PC #320		17	8	32%	25
ADEPT INPATIENT MEDICAL SERVICES PC		25			25
MINUTECLINIC DIAGNOSTIC OF TN PC #6363		20	5	20%	25
THE WATERMARK AT VISTAWILLA		25			25
UTAH DEPARTMENT OF HEALTH			25	100%	25

COVID-19: testing by laboratory

Data through Apr 20, 2021 verified as of Apr 21, 2021 at 09:25 AM

Data in this report are provisional and subject to change.

The numbers in the table below represent the number of Florida and non-Florida residents for whom test results were received by the Department of Health. A person can be tested by more than one laboratory and can have both positive and negative results. **Therefore, the sum of the numbers in each column will be larger than the total number of people tested.**

Reporting lab	Inconclusive	Negative	Positive	Percent positive	Total
FEDERAL PRISON CAMP PENSACOLA			25	100%	25
JUPITER MEDICAL CENTER		1	24	96%	25
COASTAL SKIN SURGERY AND DERMATOLOGY		18	7	28%	25
MINUTECLINIC DIAGNOSTIC OF PENNSYLVANI		24	1	4%	25
PALMETTO PEDIATRICS			25	100%	25
UNIV OF NORTH ALABAMA HEALTH CENTER		22	3	12%	25
ST. CLOUD HOSPITAL		20	5	20%	25
ADIRONDACK MEDICAL CENTER		25			25
MINUTECLINIC DIAGNOSTIC OF NORTH		22	3	12%	25
West Gate Village, LLC		25			25
TREASURE COAST URGENT CARE			25	100%	25
HALIFAX HEALTH URGENT CARE		4	21	84%	25
COMMUNITY HEALTH OF SOUTH FLORIDA			25	100%	25
WESTPAC LABS		1	24	96%	25
SOUTH FLORIDA DIALYSIS CENTER		8	17	68%	25
MINUTE CLINIC DIAGNOSTIC OF TEXAS, LLC		22	3	12%	25
NEWYORK-PRESBYTERIAN/ LAWRENCE HOSPITAL LABORATORY		22	3	12%	25
ADVENT HEALTH - LAKE MARY PEDIATRICS		16	9	36%	25
MINUTECLINIC DIAGNOSTIC OF TN PC #378		22	3	12%	25
SUNQUEST		3	22	88%	25
ADVENT HEALTH EXPRESS		9	16	64%	25
CENTRAL FLORIDA PEDIATRIC URGENT CARE LLC		21	4	16%	25
MINUTECLINIC DIAGNOSTIC OF ILLINOIS L		20	5	20%	25
GREEN GABLES ASSISTED LIVING FACILITY		25			25
MADWAR		19	6	24%	25
ASURANCE SCIENTIFIC LABORATORIES		24	1	4%	25
WALGREENS_PEMBROKE PINES		20	5	20%	25
TARPON BAYOU CENTER			24	100%	24
CVS NC7588POCT ASHEVILLE		21	3	13%	24
COURTYARDS OF ORLANDO		24			24
THE CHAPPEL GROUP RESEARCH		24			24
MID FLORIDA PATHOLOGY LLC		23	1	4%	24
MED PLUS FLORENCE		20	4	17%	24
ROWLETT MIDDLE ACADEMY		22	2	8%	24
EDWARD S BENNETT MD PLLC		24			24
SOUTH NASSAU COMMUNITIES HOSPITAL		20	4	17%	24
LABORATORY DYNAMICS		20	4	17%	24
JUST FOR KIDS PEDIATRICS		5	19	79%	24
FINLAY C. LABORATORY		4	20	83%	24
URGENT CARE USA			24	100%	24
RAINBOW PEDIATRIC CENTER		2	22	92%	24
CL BRUMBACK PRIMARY CARE CLINIC LANTANA		2	22	92%	24
STATE LAB		2	22	92%	24
PASSPORT HEALTH OF TAMPA BAY		21	3	13%	24
PEDIATRICS IN BREVARD-COCOA BEACH		19	5	21%	24
ST ELIZABETH MEDICAL CENTER LABORATORY		21	3	13%	24
PIEDMONT HOSPITAL CLINICAL LABORATORY		22	2	8%	24

COVID-19: testing by laboratory

Data through Apr 20, 2021 verified as of Apr 21, 2021 at 09:25 AM

Data in this report are provisional and subject to change.

The numbers in the table below represent the number of Florida and non-Florida residents for whom test results were received by the Department of Health. A person can be tested by more than one laboratory and can have both positive and negative results. **Therefore, the sum of the numbers in each column will be larger than the total number of people tested.**

Reporting lab	Inconclusive	Negative	Positive	Percent positive	Total
South Heritage Health and Rehab		24			24
DSI MANAGEMENT LLC		24			24
ALAN SERURE MD		24			24
VILLAGES REHABILITATION AND NURSING CENTER		24			24
SENIOR HEALTH OF WINTER PARK DUNDEE		24			24
HEALTH MED CENTERS		24			24
UAH STUDENT HEALTH CENTER		17	7	29%	24
HENNEPIN COUNTY MEDICAL CENTER (HCMC)		13	11	46%	24
PRIME CARE ONE LLC/HARBORCHASE OF VENICE			24	100%	24
JESSIE TRICE COMMUNITY HEALTH SYSTEM, INC		8	16	67%	24
MADISON COUNTY MEMORIAL HOSP		12	12	50%	24
SARASOTA MEMORIAL NURSING & REHABILITATION CTR		24			24
FLORIDA MEDICAL CLINIC - NEW TAMPA		19	5	21%	24
LAKE NONA MEDICAL SERVICES		16	8	33%	24
AVENTIS BIO-SERVICES CTL		24			24
HERITAGE OAKS ASSISTED LIVING & MEMORY CARE		20	4	17%	24
PALMS MEDICAL GROUP - LAKE CITY WEST		3	21	88%	24
TIMBERLANE LODGE ALF	1	16	7	29%	24
WESTPAC LABS INC	1	12	11	46%	24
ST VINCENT'S EAST		22	2	8%	24
SENIOR LIVING IV SUN CITY LLC		17	7	29%	24
PACIFICA SENIOR LIVING FORT MYERS		15	9	38%	24
BAYFRONT HMA CONVENIENT CARE, LLC		2	22	92%	24
MORTON PLANT NORTH BAY HOSPITAL			24	100%	24
NOVANT HEALTH		18	6	25%	24
VA MEDICAL CENTER			24	100%	24
ATRIA AT ST JOSEPHS		24			24
PHYSICIANS PRIMARY CARE OF SW FLORIDA PL		24			24
CSH LAKE ORIENTA LP		24			24
WESTMINSTER WOODS ON JULINGTON CREEK		22	2	8%	24
WELLOW URGENT CARE		23	1	4%	24
INNOVATIVE RESEARCH OF WEST FLORIDA		21	3	13%	24
DOCTORS MEDICAL CENTER OF WALTON COUNTY CLINIC			23	100%	23
GILCHRIST COUNTY JAIL		21	2	9%	23
MAITLAND PRIMARY CARE		9	14	61%	23
LAKEVIEW HEALTH CARE SYSTEMS		9	14	61%	23
ROSS MEDICAL GROUP			23	100%	23
ISLAND COAST PEDIATRICS PA		22	1	4%	23
CORE LABORATORY		1	22	96%	23
OMEGA LABORATORIES		19	4	17%	23
NOBLE SENIOR LIVING		3	20	87%	23
COASTAL FAMILY PRACTICE		15	8	35%	23
ADVANCED URGENT CARE CENTER		7	16	70%	23
REGENEXX TAMPA BAY		20	3	13%	23
GLEN COVE HOSPITAL		23			23
UNIVERSITY HILLS HEALTH AND REHABILITATION CENTER		18	5	22%	23
FLORENCE J HUNT STUDENT WELLNESS CENTER - HEALTH SERVICES (ABBOTT)		23			23

COVID-19: testing by laboratory

Data through Apr 20, 2021 verified as of Apr 21, 2021 at 09:25 AM

Data in this report are provisional and subject to change.

The numbers in the table below represent the number of Florida and non-Florida residents for whom test results were received by the Department of Health. A person can be tested by more than one laboratory and can have both positive and negative results. **Therefore, the sum of the numbers in each column will be larger than the total number of people tested.**

Reporting lab	Inconclusive	Negative	Positive	Percent positive	Total
GRAND VILLA OF MELBOURNE		21	2	9%	23
CHARLOTTE CHD PORT CHARLOTTE		19	4	17%	23
GRAND VILLA OF DELRAY EAST		23			23
MARQUES PEDIATRICS			23	100%	23
ESOTERIX GENETIC LABORATORIES		17	6	26%	23
NORTHWEST FLORIDA COMMUNITY HOSPITAL 3RD FLOOR		21	2	9%	23
UF HEALTH NORTH JACKSONVILLE			23	100%	23
SONATA BOYNTON BEACH		21	2	9%	23
CARESPOT		2	21	91%	23
DALE MEDICAL CENTER		18	5	22%	23
LIFELINK TISSUE BANK D/B/A LIFELINK TISSUE BANK		19	4	17%	23
EGL GENETIC DIAGNOSTICS		1	22	96%	23
COMMONWEALTH OF MASSACHUSETTS			23	100%	23
WELLMED AT LAKE COPELAND		17	6	26%	23
STEWART MEDICAL GROUP INC			23	100%	23
PRIMECARE AT PORT ORANGE		4	19	83%	23
UNDERGROUND FREE CLINIC		22	1	4%	23
WOODHOUSE INC		17	6	26%	23
WUESTHOFF MEDICAL CENTER-MELBOURNE			23	100%	23
BOZEMAN HEALTH DEACONESS HOSPITAL		18	5	22%	23
NEW JERSEY		22	1	4%	23
BAYFRONT FAMILY HEALTH CENTER		3	20	87%	23
CHIPOLA QUICK CARE		17	5	23%	22
MINUTECLINIC DIAGNOSTIC OF NORTH CAROLINA PC		19	3	14%	22
ORANGE REGIONAL MEDICAL CENTER LABORATORY		17	5	23%	22
SOLE HEALTH LLC		22			22
FLUSHING HOSPITAL MEDICAL CENTER		18	4	18%	22
LPG PRIMARY CARE AT MATTHEW DRIVE		20	2	9%	22
ERIC C MARSHAL MD, PC DBA MINUTECLINIC		21	1	5%	22
FLORIDA PEDIATRICS		6	16	73%	22
CVS NV3210POCT LAS VEGAS		20	2	9%	22
BETHESDA HEALTH PHYSICIAN GROUP INC			22	100%	22
APOLLO SURGERY CENTER		20	2	9%	22
DIACARTA INC.		22			22
FORT PIERCE FAMILY CARE INC		16	6	27%	22
MORNINGSIDE MANOR & VILLA ADULT CARE C		22			22
CVS NC4165POCT BREVARD		14	8	36%	22
MOBILE DIVISION LABORATORY		7	15	68%	22
Wesley Place on Honeysuckle		20	2	9%	22
ADVANCED HEALTHCARE ASSOCIATES		20	2	9%	22
MORRIS PARK URGENT CARE		19	3	14%	22
SOUTH CAROLINA DEPARTMENT OF HEALTH			22	100%	22
PRIMARY CARE SPECIALISTS OF ORLANDO LLC		17	5	23%	22
OLIVE BRANCH HEALTH AND REHABILITATION CENTER			22	100%	22
ELAN SPANISH SPRINGS		4	18	82%	22
FLORIDA HOSPITAL LABS		12	10	45%	22
OCEANSIDE URGENT CARE		22			22

COVID-19: testing by laboratory

Data through Apr 20, 2021 verified as of Apr 21, 2021 at 09:25 AM

Data in this report are provisional and subject to change.

The numbers in the table below represent the number of Florida and non-Florida residents for whom test results were received by the Department of Health. A person can be tested by more than one laboratory and can have both positive and negative results. **Therefore, the sum of the numbers in each column will be larger than the total number of people tested.**

Reporting lab	Inconclusive	Negative	Positive	Percent positive	Total
KELLY'S ASSISTED LIVING FACILITY		22			22
MINUTECLINIC DIAGNOSTIC PA		19	3	14%	22
MEDI STATION			22	100%	22
TEN HEALTHCARE		6	16	73%	22
FAMILY AND AFTER HOURS CARE		22			22
BASSETTI & ASSOCIATES, MD, PA			22	100%	22
MARATHON HEALTH FOR LIFE		19	3	14%	22
ROCKLEDEGE REGIONAL MEDICAL CENTER		17	5	23%	22
SEAGRASS VILLAGE			22	100%	22
EBEIDS MD PEDIATRICS		19	3	14%	22
OHIO CVS STORES, LLC DBA		19	3	14%	22
YUSRA MEDICAL ASSOCIATES PA		16	6	27%	22
TRINITY MEDICAL ASSOCIATES LLC			22	100%	22
PULSE MEDICAL GROUP INC			22	100%	22
MINUTECLINIC MINUTECLINIC #8746		21	1	5%	22
ST VINCENT'S URGENT CARE		19	3	14%	22
NEW YORK PRESBYTERIAN - ALLEN HOSPITAL		22			22
CLINICAL PATHOLOGY LABORATORIES SOUTHEAST			21	100%	21
LAKEWOOD RANCH MEDICAL CENTER CLINICAL LAB			21	100%	21
PEDIATRIC ASSOCIATES PA		17	4	19%	21
MINUTE-CLINIC DIAGNOSTIC OF VIRGINIA		17	4	19%	21
GLEN OAKS URGENT CARE		19	2	10%	21
MINUTECLINIC DIAGNOSTICS MEDICAL GROUP		20	1	5%	21
UPMC CHAUTAUQUA AT WCA LABORATORY		20	1	5%	21
GRACE WELLNESS CENTER		8	13	62%	21
ESTATES MEDICAL CENTER		12	9	43%	21
TENNESSEE DEPARTMENT OF HEALTH		15	6	29%	21
CVS MINUTE CLINIC DIAGNOSTIC OF TEXAS LLC		17	4	19%	21
CONNECTDX		6	15	71%	21
OHSU MOLECULAR MICROBIOLOGY LAB		20	1	5%	21
PALM BAY FAMILY PRACTICE		4	17	81%	21
LAKE HOWARD HEIGHTS	1	18	2	10%	21
RHODE ISLAND DEPARTMENT OF HEALTH			21	100%	21
PALM BEACH GARDENS MEDICAL CENTER			21	100%	21
SEBRING PEDIATRICS LLC			21	100%	21
WACO HHSSURGEWACO	1	17	3	14%	21
ROCKLEDGE FAMILY HEALTH			21	100%	21
EMORY CRAWFORD LONG HOSPITAL LABORATOR		18	3	14%	21
HOPE HEALTHCARE		21			21
PRIMECARE OF DOTHAN-DALEVILLE CLINIC		16	5	24%	21
LPG PRIMARY CARE AT COLONIAL CENTER DRIVE		19	2	10%	21
TREEHOUSE PEDIATRICS		19	2	10%	21
NTD EUROFINS ATLANTA		21			21
JEFFERSON K-12, A SOMERSET SCHOOL- CLINIC		17	4	19%	21
WALGREENS #04618		18	3	14%	21
MEDEXPRESS URGENT CARE - SEMINOLE SQUA		19	2	10%	21
INTERNATIONAL MEDICAL LABORATORY INC		21			21

COVID-19: testing by laboratory

Data through Apr 20, 2021 verified as of Apr 21, 2021 at 09:25 AM

Data in this report are provisional and subject to change.

The numbers in the table below represent the number of Florida and non-Florida residents for whom test results were received by the Department of Health. A person can be tested by more than one laboratory and can have both positive and negative results. **Therefore, the sum of the numbers in each column will be larger than the total number of people tested.**

Reporting lab	Inconclusive	Negative	Positive	Percent positive	Total
COLUMBIA MEMORIAL HOSPITAL		21			21
GRADY HEALTH SYSTEM		21			21
NAVAL MEDICAL CENTER SAN DIEGO			21	100%	21
Citymd Of Lacey		18	3	14%	21
ARDEN COURTS OF WINTER SPRINGS		18	3	14%	21
GUARDANT HEALTH		15	6	29%	21
USCG AIR STATION CLEARWATER CLINIC		20	1	5%	21
CARENOW URGENT CARE-BRENTWOOD		15	6	29%	21
BAPTIST PEDIATRICS		17	4	19%	21
ADVENT HEALTH - CENTRAL PASCO ER		18	3	14%	21
VISTACARE PHARMACY I		18	3	14%	21
ORANGE PARK PEDIATRIC ASSOCIATES		10	11	52%	21
POINT OF CARE CLINICS PRIMARY CARE		20	1	5%	21
CITY OF CLEARWATER EMPLOYEE HEALTH CENTER		10	11	52%	21
Z UROLOGY		21			21
ST JUDE CHILDRENS RESEARCH HOSPITAL		21			21
MCWHORTER SCHOOL OF PHARMACY		20			20
FIRST CHOICE PEDIATRICS WINTER SPRINGS		15	5	25%	20
HEALTHY MINORS, LLC.		20			20
TEXAS DEPARTMENT OF STATE HEALTH SERVICES		3	17	85%	20
HELIX DIAGNOSTICS			20	100%	20
GENTIVA HEALTH SERVICES		18	2	10%	20
WINTER PARK FAMILY PRACTICE LLC		17	3	15%	20
BEST MEDICAL CENTER		11	9	45%	20
MINUTECLINIC DIAGNOSTIC OF MICHIGAN PC		19	1	5%	20
TGH MEDICAL GROUP LABORATORY CARROLLWOOD			20	100%	20
THE CANOPY AT HARPER LAKE	1		19	95%	20
ODYSSEY HEALTHCARE OF MARION COUNTY, LLC		19	1	5%	20
Floral Health and Rehabilitation, LLC		19	1	5%	20
CVS HEALTH, #3396		18	2	10%	20
REDITUS LABORATORIES			20	100%	20
PRIMARY CARE MEDICINE	1	13	6	30%	20
SHELBY BAPTIST MEDICAL CENTER		15	5	25%	20
BAYCARE MEDICAL GROUP INC			20	100%	20
AEGIS MEDICAL GROUP, LLC		20			20
URGENT TEAM		17	3	15%	20
DIXIE COUNTY HEALTH DEPARTMENT		13	7	35%	20
CARESPOT OF NOCATEE		1	19	95%	20
BAY PEDIATRICS PA		18	2	10%	20
BROOKDALE MANDARIN CENTRAL		7	13	65%	20
CONSOLIDATED LAB SERVICES		10	10	50%	20
DEPT OF VA MEDICAL CENTER - BAY PINES			20	100%	20
ADVENT HEALTH - KISSIMMEE		6	14	70%	20
MEDICAL EXPRESS CORP		18	2	10%	20
PONCE PLAZA NURSING & REHAB CENTER		4	16	80%	20
HARLEM HOSPITAL CENTER		19	1	5%	20
Sovereign Laboratory Services, LLC		17	3	15%	20

COVID-19: testing by laboratory

Data through Apr 20, 2021 verified as of Apr 21, 2021 at 09:25 AM

Data in this report are provisional and subject to change.

The numbers in the table below represent the number of Florida and non-Florida residents for whom test results were received by the Department of Health. A person can be tested by more than one laboratory and can have both positive and negative results. **Therefore, the sum of the numbers in each column will be larger than the total number of people tested.**

Reporting lab	Inconclusive	Negative	Positive	Percent positive	Total
ANYTIME LAB, LLC		18	2	10%	20
VIERA FAMILY MEDICINE AND WELLNESS		16	4	20%	20
STATEN ISLAND UNIVERSITY HOSPITAL		19	1	5%	20
PROFESSIONAL PARK PEDIATRICS PA			20	100%	20
BAPTIST MEDICAL GRP URGENT CARE & OCC HEALTH AIRPO		20			20
MIAMI BEACH MEDICAL GROUP			20	100%	20
MINUTECLINIC, LLC #4507		18	2	10%	20
WALGREENS_COCONUT CREEK		16	4	20%	20
LAKE WORTH MANOR		19	1	5%	20
DOC PAM PA		19	1	5%	20
WINSHIPS PHARMACY INC		20			20
GOOD SAMARITAN SOCIETY OF DAYTONA		16	4	20%	20
THE VILLAGES HEALTH		12	8	40%	20
GRACE COMMUNITY PHARMACY		2	17	89%	19
PEPIN ACADEMIES-PASCO		19			19
FLORIDA COMMUNITY HEALTH CENTER OF ST. LUCIE		1	18	95%	19
INTEGRATED REGIONAL LABORATORIES - LARGO			19	100%	19
CARESPOT EXPRESS HEALTHCARE			19	100%	19
COMMUNITY HOME HEALTH CARE		19			19
AUBURN COMMUNITY HOSPITAL		17	2	11%	19
FLORIDA HOSPITAL WINTER GARDEN		15	4	21%	19
ST. JUDES LABORATORIES		13	6	32%	19
CLEVELAND CLINIC FLORIDA		1	18	95%	19
MINUTECLINIC, LLC #1586		14	5	26%	19
INTEGRATED FAMILY MEDICAL CENTER			19	100%	19
LAB INTERMARKET FACILITY LAB		1	18	95%	19
FAMILY CARE CYPRESS CREEK		1	18	95%	19
MICHELLE S PAGE MD PA		18	1	5%	19
ALL PEDIATRIC CARE			19	100%	19
CAREHERE- LCS LEESBURG			19	100%	19
EMERALD COAST HOSPICE - CRESTVIEW		19			19
STONE WASH CLINICAL LABORATORIES		2	17	89%	19
ELTINGVILLE CIRCLE URGENT CARE		18	1	5%	19
ASHRAF MEDICAL GROUP PLLC DBA PULSE M		18	1	5%	19
ANYLABTESTNOW		6	13	68%	19
FOX FAMILY PRACTICE		19			19
MONROE COUNTY DETENTION CENTER			19	100%	19
49D2045214PHYSICIAN OFFICE WAIVER MEDEXPRESS URGENT CARE - HARRISONBU		10	9	47%	19
BRIDGEWAY HEALTH CLINICS INC			19	100%	19
JACKSON NORTH MEDICAL CENTER		2	17	89%	19
CORNER OAK ESTATE LLC		19			19
SEVEN RIVERS REGIONAL MEDICAL CENTER		5	14	74%	19
FORT WALTON BEACH DEVELOPMENTAL CENTER		18	1	5%	19
BARTON FAMILY PRACTICE		8	11	58%	19
CARE POINT HEALTH & WELLNESS CENTER		19			19
BROWNE MEDICAL		17	2	11%	19
MED HEALTH SERVICES		18	1	5%	19

COVID-19: testing by laboratory

Data through Apr 20, 2021 verified as of Apr 21, 2021 at 09:25 AM

Data in this report are provisional and subject to change.

The numbers in the table below represent the number of Florida and non-Florida residents for whom test results were received by the Department of Health. A person can be tested by more than one laboratory and can have both positive and negative results. **Therefore, the sum of the numbers in each column will be larger than the total number of people tested.**

Reporting lab	Inconclusive	Negative	Positive	Percent positive	Total
PATIENTS CHOICE LAB OF IND, LLC		16	3	16%	19
NANO HEALTH ASSOCIATES LLC		19			19
BAYVIEW MEDICAL		19			19
BAPTIST MEMORIAL HEALTH CARE		17	2	11%	19
OCEAN REEF MEDICAL CENTER, LLC			19	100%	19
ADVENTIST HEALTH SYSTEM		16	3	16%	19
REGENCY SQUARE MALL - SEARS		3	16	84%	19
ROYAL PALM MEDICAL GROUP, INC		19			19
LOVING CARE OF THE TREASURE COAST LLC	1	13	5	26%	19
ST CATHERINE OF SIENA HOSPITAL		17	2	11%	19
NO NAME		8	11	58%	19
MAIMONIDES MEDICAL CENTER		16	3	16%	19
CLERMONT ADVENTHEALTH CENTRA CARE		1	18	95%	19
STAT MEDICAL CLINIC III INC		13	6	32%	19
MINUTE CLINIC DIAGNOSTIC OF TN PC #64		18	1	5%	19
MD PLUS URGENT CARE, LLC			19	100%	19
AVALON FAMILY RESORT ASSISTED LIVING LLC		18			18
URGENT CARE AT LONGWOOD			18	100%	18
ADVENTHEALTH MEDICAL GROUP PEDIATRICS AT		4	14	78%	18
CLINIC OF PEDIATRICS & GI MEDICINE INC		1	17	94%	18
IONA COLLEGE HEALTH & WELLNESS CENTER		18			18
COLLEGE POINT URGENT CARE		15	3	17%	18
DAVID LAWRENCE CENTER INC		16	2	11%	18
BROOKDALE ST AUGUSTINE		1	17	94%	18
INTERMOUNTAIN CENTRAL LAB		1	17	94%	18
MINUTECLINIC DIAGNOSTIC OF TEXAS LLC		16	2	11%	18
BAY COUNTY HEALTH DEPARTMENT		14	4	22%	18
AURORA DIAGNOSTICS		6	12	67%	18
MINUTECLINIC LLC #4449		16	2	11%	18
GENERAL INTERNAL MEDICINE MEDICAL CTR CLINIC		13	5	28%	18
XPRESS WELLNESS URGENT CARE			18	100%	18
MINUTECLINIC DIAGNOSTIC OF RHODE ISLAND, LLC #590		17	1	6%	18
ASCENSION ST VINCENT'S PRIMARY CARE		1	17	94%	18
OSCEOLA ALF OPERATOR, LLC DBA□		18			18
GRAND VILLA OF SARASOTA		17	1	6%	18
MI CASA DORADA ASSISTED LIVING FACILIT		18			18
MADISON CORE LABORATORIES		17	1	6%	18
ADVENTHEALTH MEDICAL GROUP		12	6	33%	18
ABC PEDIATRICS OF PORT ST LUCIE		16	2	11%	18
MEDEXPRESS URGENT CARE, MOON TOWNSHIP		17	1	6%	18
ROBERT WOOD JOHNSON UNIVERSITY HOSP		16	2	11%	18
VALLEY IMMEDIATE CARE		16	2	11%	18
CITY OF LAKE MARY EMPLOYEE HEALTH CENTER		16	2	11%	18
UM MILLER SCHOOL OF MEDICINE			18	100%	18
MC DIAGNOSTIC OF CONNECTICUT, PC #775		17	1	6%	18
MARION COUNTY HEALTH DEPARTMENT		17	1	6%	18
TPCA CLINICAL LABORATORIES		15	3	17%	18

COVID-19: testing by laboratory

Data through Apr 20, 2021 verified as of Apr 21, 2021 at 09:25 AM

Data in this report are provisional and subject to change.

The numbers in the table below represent the number of Florida and non-Florida residents for whom test results were received by the Department of Health. A person can be tested by more than one laboratory and can have both positive and negative results. **Therefore, the sum of the numbers in each column will be larger than the total number of people tested.**

Reporting lab	Inconclusive	Negative	Positive	Percent positive	Total
CABOT RESERVE ON THE GREEN		18			18
ORLANDO FAMILY PHYSICIANS INC		13	5	28%	18
BIOREFERENCE LABORATORIES		7	11	61%	18
MOORINGS PARK OAKSTONE AT GREY OAKS		17	1	6%	18
MINUTECLINIC DIAGNOSTIC OF TN PC #566		14	4	22%	18
107TH PLACE GROUP HOME		18			18
TENDER CARE ALF		18			18
WALGREEN EASTERN CO, INC		18			18
GAMMA DIAGNOSTIC LAB LLC			18	100%	18
GUIDEWELL EMERGENCY MEDICINE DOCTORS LLC #33		11	7	39%	18
MINUTECLINIC #8699		14	4	22%	18
J AND J VISTAKON EMPLOYEE HEALTH CENTER		17	1	6%	18
SANTA ROSA COUNTY JAIL - WELLPATH			18	100%	18
BRONSON FIRE DEPARTMENT		18			18
CRANES VIEW LODGE			18	100%	18
PREMIUM HEALTH CARE			18	100%	18
AURORA UNIVERSITY WELLNESS CENTER		18			18
CITY OF SANFORD EMPLOYEE HEALTH AND		17	1	6%	18
HARTFORD HOSPITAL ANCILLARY LAB		17	1	6%	18
CLEVELAND CLINIC			18	100%	18
CVS MINUTE CLINIC DIAGNOSTIC OF TN #6044		16	2	11%	18
ST ANTHONY'S HOSP PATIENT CARE SERVICE			18	100%	18
MARQUESA MEDICAL		16	2	11%	18
MEDEXPRESS URGENT CARE - TIMBERLAKE		16	2	11%	18
ADVENT HEALTH - WINTER HAVEN		8	10	56%	18
FORT HAMILTON URGENT CARE		18			18
PRATTVILLE BAPTIST HOSPITAL		14	4	22%	18
PPD - IXLAYER		17	1	6%	18
CALLAWAY CLINIC		12	5	29%	17
ALL CARE URGENT CARE			17	100%	17
ALBIBI		1	16	94%	17
URGENT CARE OF NEW YORK		16	1	6%	17
BLOUNT MEMORIAL HOSPITAL		14	3	18%	17
DR PHILLIPS MEDICAL WELLNESS CENTER		13	4	24%	17
UNIVERSITY LAB			17	100%	17
DIEGO FALLON MD PA		6	11	65%	17
MIRIMUS INC		1	16	94%	17
MEDEXPRESS URGENT CARE- MARYLAND		14	3	18%	17
EAR NOSE & THROAT ASSOCIATES OF MANATEE PA		17			17
LYNN KEEFE, MD PEDIATRICS		14	3	18%	17
CARE NOW, INC		13	4	24%	17
BROOKDALE CROWN POINT			17	100%	17
UC HEALTH UNIVERSITY HOSPITAL		14	3	18%	17
PRIMARY CARE WALK IN CLINIC PLLC			17	100%	17
ESTATES MEDICAL CENTER INC		4	13	76%	17
MARCO DRUGS AND COMPOUNDING		13	4	24%	17
COAST MED URGENT CARE		16	1	6%	17

COVID-19: testing by laboratory

Data through Apr 20, 2021 verified as of Apr 21, 2021 at 09:25 AM

Data in this report are provisional and subject to change.

The numbers in the table below represent the number of Florida and non-Florida residents for whom test results were received by the Department of Health. A person can be tested by more than one laboratory and can have both positive and negative results. **Therefore, the sum of the numbers in each column will be larger than the total number of people tested.**

Reporting lab	Inconclusive	Negative	Positive	Percent positive	Total
UVMC MICROBIOLOGY		16	1	6%	17
SOMA MEDICAL CENTER, PA #4 FLORIDA MANGO		1	16	94%	17
WELLMED AT BRANDON REGIONAL		10	7	41%	17
MEDEXPRESS URGENT CARE - ROBINSON TWP, STEUBENVILLE PIKE		15	2	12%	17
WELLINGTON FAMILY PRACTICE		13	4	24%	17
KIDSWOOD PEDIATRICS CORP		6	11	65%	17
RESOLVE MOLECULAR DIAGNOSTICS		13	4	24%	17
CVS MINUTE CLINIC DIAGNOSTIC OF WISCONSIN		17			17
ST JOSEPH HOSPITAL		16	1	6%	17
MINUTECLINIC, LLC, #4160		13	4	24%	17
YORKVILLE PEDIATRIC URGENT CARE		17			17
UNIVERSITY OF ALABAMA - FUNGAL REFERENCE LABORATORY		12	5	29%	17
GOOD SAMARITAN MEDICAL CENTER			17	100%	17
INN AT LAKE SEMINOLE SQUARE, THE		17			17
NONA PEDIATRIC CENTER		11	6	35%	17
BAY BREEZE HEALTH AND REHABILITATION CENTER		9	8	47%	17
MINUTECLINIC DIAGNOSTIC OF SC, LLC #2		13	4	24%	17
MINUTE CLINIC		1	16	94%	17
PARRISH HEALTH CENTER		14	3	18%	17
MONTEFIORE ST LUKE'S CORNWALL HOSPITAL		13	4	24%	17
SOMA MEDICAL CENTER PA			17	100%	17
GENETIC TECHNOLOGICAL INNOVATIONS			17	100%	17
URGENT CARE & FAMILY PRACTICE CENTER			17	100%	17
HEALTHCARE NOW			17	100%	17
KIDS CARE PEDIATRICS PA			17	100%	17
MC DIAGNOSTIC OF CONNECTICUT, PC #1960		17			17
JOINT AMBULATORY CARE CENTER		17			17
MASSACHUSETTS GENERAL HOSPITAL		1	16	94%	17
FRUITVILLE URGENT CARE			17	100%	17
URGENT CARE WEST CLINIC		14	3	18%	17
LAKELAND HILLS CENTER		10	7	41%	17
FAST PACE MEDICAL CLINIC PLLC		15	2	12%	17
WALGREENS #04569		15	1	6%	16
BONIFAY NURSING AND REHABILITATION CENTER			16	100%	16
SRMC AVALON		9	7	44%	16
TMH FSU RAPID LABORATORY		2	14	88%	16
BERGEN NEW BRIDGE M		14	2	13%	16
UNIVERSITY OF MIAMI MILLER SCHOOL			16	100%	16
MINNEOLA PLACE A HOMEBRIDGE COMMUNITY		16			16
PRO HEALTH FAMILY PHYSICIANS, NYSTROM		16			16
Lab MSMC Hialeah			16	100%	16
ALL FLORIDA FAMILY & SPORTS MEDICINE		15	1	6%	16
CVS PHARMACY		1	15	94%	16
INDIANA STATE DEPARTMENT OF HEALTH		1	15	94%	16
JOSEPH MIGNOGNA		13	3	19%	16
GOOD SAMARITAN SOCIETY		16			16
NORTHEAST GEORGIA MEDICAL CENTER		16			16

COVID-19: testing by laboratory

Data through Apr 20, 2021 verified as of Apr 21, 2021 at 09:25 AM

Data in this report are provisional and subject to change.

The numbers in the table below represent the number of Florida and non-Florida residents for whom test results were received by the Department of Health. A person can be tested by more than one laboratory and can have both positive and negative results. **Therefore, the sum of the numbers in each column will be larger than the total number of people tested.**

Reporting lab	Inconclusive	Negative	Positive	Percent positive	Total
MORTON PLANT MEASE			16	100%	16
MILLENNIUM PHYSICIAN GRP LLC NAPLES PINE RIDGE			16	100%	16
MEDICINE AT LONGWOOD		16			16
CRUCIAL CARE		10	6	38%	16
HAWTHORNE INN OF LAKELAND		16			16
NORTHWEST FLORIDA SLEEP		1	15	94%	16
BVL PEDIATRICS		14	2	13%	16
GRAND VILLA OF PALM COAST		16			16
CVS MINUTE CLINIC DIAGNOSTIC OF TEXAS, LLC		12	4	25%	16
JS HEALTHCARE INC		16			16
PANAMA CITY VITAS HOSPICE		16			16
HODGES CLUSTER		2	14	88%	16
XERA MED RESEARCH			16	100%	16
MEDEXPRESS URGENT CARE LEWISBURG		15	1	6%	16
PROMEDICA LABORATORIES		11	5	31%	16
OKEECHOBEE HEALTHCARE FACILITY			16	100%	16
KETAMINE HEALTH CENTERS AT BONITA SPRINGS, LLC		16			16
MINUTECLINIC, LLC, DBA MINUTECLINIC #6		14	2	13%	16
LAKEVIEW HEALTH SYSTEMS			16	100%	16
ADVENT HEALTH - ZEPHYRHILLS			16	100%	16
NOVANT HEALTH GOHEALTH URGENT CARE-HARRISBURG		8	8	50%	16
PRESBYTERIAN MEDICAL SERVICES		16			16
UNAVAILABLE/UNKNOWN/NO INFORMATION FOUND			16	100%	16
RICH STREET GROUP HOME		9	7	44%	16
MINUTECLINIC DIAGNOSTIC OF TN PC #6415		12	4	25%	16
DAVITA DIALYSIS		4	12	75%	16
ST AUGUSTINE PLANTATION		1	15	94%	16
FAST TRACK URGENT CARE CENTER - TYRONE			16	100%	16
STARLING AT NOCATEE			16	100%	16
RIVERSIDE MEDICAL GROUP		15	1	6%	16
NORTHWEST FLORIDA ENT, PA		5	11	69%	16
KIMBERLY J HENDERSON MD PC		15	1	6%	16
HUDSON VALLEY HOSPITAL CENTER LABORATORY		15	1	6%	16
MINUTE CLINIC DIAGNOSTIC OF SOUTH CAROLINA		12	4	25%	16
TINA'S ASSISTED LIVING FACILITY CORP		16			16
COMMUNITY HEALTH OF SOUTH FLORIDA INC			16	100%	16
FLORIDA MEDICAL ASSOCIATES LLC		9	7	44%	16
SUFFRIDGE DRIVE GROUP HOME		16			16
CVS NC2357POCT HUNTERSVILLE		14	2	13%	16
URGENT CARE CLINIC OF LINCOLN		14	2	13%	16
INTERNAL MEDICINE ASSOCIATES & SPECIALTIES INC		15	1	6%	16
INTERNAL MEDICINE LIPID AND WELNNESS PRACTICE		6	10	63%	16
GENOTOX LABORATORIES		13	3	19%	16
MEDLAB INC		16			16
VERO DIAGNOSTICS		14	1	7%	15
Astoria Health and Rehab		15			15
PROHEALTH CARE ASSOCIATES MOBILE		12	3	20%	15

COVID-19: testing by laboratory

Data through Apr 20, 2021 verified as of Apr 21, 2021 at 09:25 AM

Data in this report are provisional and subject to change.

The numbers in the table below represent the number of Florida and non-Florida residents for whom test results were received by the Department of Health. A person can be tested by more than one laboratory and can have both positive and negative results. **Therefore, the sum of the numbers in each column will be larger than the total number of people tested.**

Reporting lab	Inconclusive	Negative	Positive	Percent positive	Total
CARENOW URGENT CARE-DONELSON		12	3	20%	15
MIAMI BEACH MEDICAL GROUP LLC			15	100%	15
FAMILY CARE			15	100%	15
INFEXIONSHIELD INC.		15			15
DELIVER MY MEDS CORP		15			15
UNIVERSITY HOSPITAL UC HEALTH		11	4	27%	15
MEDEXPRESS URGENT CARE - LAFAYETTE		14	1	7%	15
PREMIER LABORATORY SERVICES, LLC		5	10	67%	15
BAPTIST MEDICAL CENTER EAST		11	4	27%	15
CVS NY491POCT JACKSON HEIGHTS		15			15
CARDIOTHORACIC SURGERY OF HYDE PARK			15	100%	15
MEDLAB ASSOCIATES LLC		15			15
MEADOWCREST MOLECULAR DIAGNOSTICS, LLC			15	100%	15
SURGERY CENTER OF CORAL GABLES LLC,THE		11	4	27%	15
NORTHERN WESTCHESTER HOSPITAL LABORATORY		13	2	13%	15
CVS MINUTE CLINIC DIAGNOSTIC OF VIRGINIA		15			15
FAMILY CARE CENTER OF ARLINGTON		10	5	33%	15
COMPREHENSIVE CHILDCARE ASSOCIATES		8	7	47%	15
WALGREENS #07936		14	1	7%	15
FLORIDA DEPARTMENT OF HEALTH IN HILLSBOROUGH COUNTY		1	14	93%	15
OAKMONTE VILLAGE OF DAVIE			15	100%	15
NOVALIFE MEDSPA			15	100%	15
ST MARYS MEDICAL CENTER			15	100%	15
HAVEN HOSPICE IN CHIEFLAND		9	6	40%	15
LONG ISLAND JEWISH VALLEY STREAM		14	1	7%	15
GADSDEN REGIONAL MEDICAL CENTER		15			15
WELLSTAR NORTH FULTON HOSPITAL LABORAT		14	1	7%	15
OPIS ISLAND LAKE CENTER		13	2	13%	15
AJU GEORGE MD PA			15	100%	15
BROOKLYN HOSPITAL CENTER DOWNTOWN CAMPUS		15			15
CVS TX8321POCT MCKINNEY		15			15
SINAI HOSPITAL OF BALTIMORE		15			15
MINUTE CLINIC LLC #5733		15			15
LILY'S PROMISE AL#12775		15			15
ORLANDO HEALTH		2	13	87%	15
GNT ASSOCIATES		14	1	7%	15
WALK IN URGENT CARE			15	100%	15
MILTON 4707		15			15
BESSENT ROAD GROUP HOME		15			15
Grace Rehabilitation of Vero Beach		15			15
HUNTINGTON URGENT CARE		14	1	7%	15
MINUTECLINIC INCORPORATE, LLC		12	3	20%	15
SELECT PHYSICIANS ALLIANCE PL		15			15
HEALTH MED HOME CARE, LLC		15			15
BRYAN WHITFIELD MEMORIAL HOSPITAL		10	5	33%	15
CVS MINUTE CLINIC DIAGNOSTIC PA		11	4	27%	15
CUSTEAD CARE CENTER HAVEN HOSPICE		12	3	20%	15

COVID-19: testing by laboratory

Data through Apr 20, 2021 verified as of Apr 21, 2021 at 09:25 AM

Data in this report are provisional and subject to change.

The numbers in the table below represent the number of Florida and non-Florida residents for whom test results were received by the Department of Health. A person can be tested by more than one laboratory and can have both positive and negative results. **Therefore, the sum of the numbers in each column will be larger than the total number of people tested.**

Reporting lab	Inconclusive	Negative	Positive	Percent positive	Total
DIATHERIX		13	2	13%	15
PATHLINE			15	100%	15
EASTLAKE PEDIATRICS - TRINITY		15			15
SKIN WELLNESS PHYSICIANS LLC		15			15
OPTIONS FOR SENIORS INC DBA PALM KREST MANOR		12	3	20%	15
HOLLEY-NAVARRE MEDICAL CLINIC		5	10	67%	15
Terrace of Jacksonville			15	100%	15
MINUTECLINIC DIAGNOSTIC OF VIRGINIA, LLC #1416		14	1	7%	15
TELEVISIT MALABAR PEDIATRICS		5	10	67%	15
SARASOTA - ROBERT L TAYLOR COMMUNITY CENTER□		1	13	93%	14
CVS MINUTE CLINIC, LLC		12	2	14%	14
SOUTHEASTERN UNIVERSITY INC		14			14
MC DIAGNOSTIC OF CONNECTICUT, PC #1966		14			14
MINUTE CLINIC DIAGNOSTIC MED GRP		13	1	7%	14
WELLMED AT PORT ST LUCIE WEST		10	4	29%	14
PT&J REHAB - VILLAGE OF ROYAL PALM BEACH		12	2	14%	14
TGH URGENT CARE – WESTCHASE			14	100%	14
SIGMUND LABS LLC		14			14
METHODIST MEDICAL CENTER		11	3	21%	14
CENTRAL JERSEY URGENT CARE OF EATONTOW		13	1	7%	14
RIVERSIDE COTTAGES AT THE SHORES, LLC			14	100%	14
MADISON COUNTY HEALTH DEPARTMENT		7	7	50%	14
ALASKA PUBLIC HEALTH LAB		1	13	93%	14
NIGHT OWL PEDIATRICS URGENT CARE			14	100%	14
FAMILY MEDICINE OF WESTON LLC		6	8	57%	14
LUCID DIAGNOSTICS LABS			14	100%	14
SOMA MEDICAL CENTER, P.A.			14	100%	14
NEW YORK PRESBYTERIAN - LOWER MANHATTAN		14			14
MONTEFIORE MEDICAL CENTER LABORATORIES - WEILER		10	4	29%	14
DYNAMIC DNA LAB		1	13	93%	14
SARNO FAMILY PRACTICE		1	13	93%	14
BAPTIST PRIMARY CARE PONTE VEDRA		8	6	43%	14
ST JOSEPH WOMENS HOSPITAL			14	100%	14
FLORIDA KEYS CONCIERGE MEDICINE, LLC		12	2	14%	14
HORIZON MEDICAL GROUP		12	2	14%	14
MELBOURNE FAMILY PRACTICE		12	2	14%	14
ACCESS HOME HEALTH OF FLORIDA LLC		14			14
CVS NC187POCT CHARLOTTE		13	1	7%	14
LEHIGH VALLEY HOSPITAL		3	11	79%	14
FG RAPID RESULTS LLC		8	6	43%	14
STEWART MELBOURNE HOSPITAL, INC	1		13	93%	14
WESTERN NEW YORK IMMEDIATE MEDICAL CAR		13	1	7%	14
SOUTHEASTERN LABORATORY			14	100%	14
TLC FAMILY CARE HOME INC		14			14
CVS TN5639POCT FARRAGUT		11	3	21%	14
MC DIAGNOSTIC OF CONNECTICUT, PC # 257		13	1	7%	14
ST CLOUD MEDICAL GROUP		12	2	14%	14

COVID-19: testing by laboratory

Data through Apr 20, 2021 verified as of Apr 21, 2021 at 09:25 AM

Data in this report are provisional and subject to change.

The numbers in the table below represent the number of Florida and non-Florida residents for whom test results were received by the Department of Health. A person can be tested by more than one laboratory and can have both positive and negative results. **Therefore, the sum of the numbers in each column will be larger than the total number of people tested.**

Reporting lab	Inconclusive	Negative	Positive	Percent positive	Total
BELLEVUE HOSPITAL CENTER DEPARTMENT		14			14
Hackensack Umc Mountainside		13	1	7%	14
MINUTECLINIC DIAGNOSTIC OF TN, PC 6438		12	2	14%	14
EPIPHANY HEALTH		8	6	43%	14
LIFE'S SPECIAL MOMENTS INC		14			14
HEARTLAND PEDIATRIC ASSOCIATES		9	5	36%	14
CVS MINUTE CLINIC DIAGNOSTIC MED GRP OF CA		14			14
MC DIAGNOSTIC OF CONNECTICUT PC #459		14			14
NORTHWESTERN MEMORIAL HOSPITAL			14	100%	14
LAKE NONA MEDICAL SERVICE LLC		12	2	14%	14
DESOTO HEALTH AND REHAB LLC		9	5	36%	14
TALLAHASSEE PRIMARY CARE ASSOCIATES PA		12	2	14%	14
QUEENS UNIVERSITY OF CHARLOTTE		14			14
PARROTT MEDICAL CLINIC			14	100%	14
The Evangelical Lutheran Good Samaritan Society		14			14
CARENOW URGENT CARE-WEST END		9	5	36%	14
INHEALTH LIFE SCIENCES		6	8	57%	14
MEDI-DRUG INC		12	2	14%	14
JOHNS HOPKINS MEDICAL LABORATORIES		1	13	93%	14
Solaris Healthcare Pensacola			14	100%	14
LAKE CO SCHOOLS EMPLOYEE HEALTH & WELLNESS CENTER	1	10	3	21%	14
NORTHSIDE HOSPITAL DULUTH		11	3	21%	14
ARNOT OGDEN MEDICAL CENTER LABORATORY		14			14
MINUTECLINIC DIAGNOSTIC OF TN, PC 4992		14			14
ALAN L MELOTEK MD		14			14
FAMILY PRACTICE ON THE GO		6	8	57%	14
HEALTHFIRST ADVENT HEALTH CENTRA CARE COCOA BEACH			14	100%	14
BOCA SIMON		2	12	86%	14
PROMUS DIAGNOSTICS, LLC			14	100%	14
POLK CHD BARTOW		13	1	7%	14
RED MOUNTAIN DIAGNOSTICS		13			13
MONTEFIORE NYACK HOSPITAL AFFILIATED LABORATORY		12	1	8%	13
WELLSTAR COBB HOSPITAL		11	2	15%	13
MAINSTREET FAMILY SELECT		1	12	92%	13
URGENT MEDICAL CENTER INC		5	8	62%	13
EFFINGER HEALTH, PA		13			13
SAMARITAN MEDICAL CENTER		13			13
IGENEX INC		13			13
ORCHID COVE		3	10	77%	13
BARRANCO CLINIC,THE	3	9	1	8%	13
SHELBY COUNTY HEALTH CARE CORPORATION		10	3	23%	13
MINUTECLINIC, LLC, MINUTECLINIC #7637		11	2	15%	13
AVENTURA HOSPITAL AND MEDICAL CENTER			13	100%	13
EAR NOSE AND THROAT ASSOCIATES OF MANATEE, P.A.		10	3	23%	13
VILLA OF KINGS AND QUEENS OF DELRAY		13			13
AVALON MEDICAL WALK IN CLINIC			13	100%	13
LAKELAND REGIONAL HEALTH GRASSLANDS		12	1	8%	13

COVID-19: testing by laboratory

Data through Apr 20, 2021 verified as of Apr 21, 2021 at 09:25 AM

Data in this report are provisional and subject to change.

The numbers in the table below represent the number of Florida and non-Florida residents for whom test results were received by the Department of Health. A person can be tested by more than one laboratory and can have both positive and negative results. **Therefore, the sum of the numbers in each column will be larger than the total number of people tested.**

Reporting lab	Inconclusive	Negative	Positive	Percent positive	Total
MINUTE CLINIC LLC #5706		11	2	15%	13
CLINICAL LABORATORY SERVICES			13	100%	13
BROOKDALE DELAND			13	100%	13
MINUTE CLINIC LLC #2775		12	1	8%	13
ATMORE NURSING CENTER		12	1	8%	13
GULF COAST MEDICAL GROUP		5	8	62%	13
CROSS CARE CENTER			13	100%	13
VALDOSTA FAMILY MEDICINE		1	12	92%	13
IN-OFFICE LAB		12	1	8%	13
PARKWEST MEDICAL CENTER		11	2	15%	13
VIGILINT HEALTHCARE		11	2	15%	13
MINUTE CLINIC DIAGNOSTIC OF SC, LLC #42		12	1	8%	13
MEDEXPRESS URGENT CARE - BENTON HARBOR		13			13
LANE PEDIATRICS PA		1	12	92%	13
NEMOURS CHILDREN'S URGENT			13	100%	13
COVANCE CENTRAL LABORATORY			13	100%	13
MEDEXPRESS URGENT CARE - SALEM		9	4	31%	13
MOODY MANOR		13			13
ORMOND MEDICAL ARTS		3	10	77%	13
MEYER PEDIATRICS CHTD		11	2	15%	13
SARASOTA MEDICAL CENTER		4	9	69%	13
AFC URGENT CARE - CEDAR GROVE		11	2	15%	13
CVS MINUTE CLINIC DIAGNOSTIC OF TN #3293		12	1	8%	13
ROCKLEDGE		3	10	77%	13
MEDLABS DIAGNOSTICS		11	2	15%	13
MINUTECLINIC DIAGNOSTIC OF NORTH CAROLINA, PC		12	1	8%	13
SANDGATE GARDENS REHAB & NURSING CENTER		3	10	77%	13
MINUTECLINIC DIAGNOSTIC OF TN PC #643		10	3	23%	13
MEDEXPRESS URGENT CARE - PANTOPS		12	1	8%	13
PHELPS HOSPITAL LABORATORY		11	2	15%	13
MINUTECLINIC DIAGNOSTIC OF OKLAHOMA		11	2	15%	13
MINUTE CLINIC OF KANSAS PA		8	5	38%	13
BENNETT PEDIATRICS		13			13
ESCAMBIA COMMUNITY CLINIC		2	11	85%	13
FLORIDA STATE HOSPITAL			13	100%	13
DEVEREUX FLORIDA CHILDRENS CENTER			13	100%	13
NATIONAL GENETICS INST LABCORP		4	9	69%	13
Signature Healthcare of Savannah		13			13
GLENBROOKE AT PALM BAY			13	100%	13
CULINARY INSTITUTE OF AMERICA STUDENT	3	10			13
CONSULATE HEALTH CARE OF PENSACOLA			13	100%	13
COMPASS URGENT CARE		8	5	38%	13
TAPESTRY TALLAHASSEE WALDEN		13			13
ST CLOUD COMPOUNDING PHARMACY & WELLNESS CENTER		12	1	8%	13
MINUTECLINIC LLC (1435)		12	1	8%	13
THRIF-T DRUGS INC		11	2	15%	13
MED TECH SERVICES OF PALM BEACH INC		13			13

COVID-19: testing by laboratory

Data through Apr 20, 2021 verified as of Apr 21, 2021 at 09:25 AM

Data in this report are provisional and subject to change.

The numbers in the table below represent the number of Florida and non-Florida residents for whom test results were received by the Department of Health. A person can be tested by more than one laboratory and can have both positive and negative results. **Therefore, the sum of the numbers in each column will be larger than the total number of people tested.**

Reporting lab	Inconclusive	Negative	Positive	Percent positive	Total
SOUTHEAST FAMILY HEALTHCARE CENTER			13	100%	13
BAPTIST HEALTH			13	100%	13
SUMMIT ATLANTIC SURGERY CENTER		13			13
CORAL LANDING ASSISTED LIVING		11	2	15%	13
MINUTECLINIC, LLC, DBA MINUTECLINIC #2		11	2	15%	13
THE PLAZA AT PARKSQUARE		13			13
MINUTECLINIC DIAGNOSTIC OF RHODE ISLAND		10	3	23%	13
MHHS All Lab Subsection		13			13
HARBOR CHASE OF JACKSONVILLE			13	100%	13
STATEN ISLAND UNIVERSITY HOSPITAL SEGUINE AVE		12	1	8%	13
MINUTECLINIC, LLC #1492		13			13
WORLD WRESTLING ENTERTAINMENT			13	100%	13
Sunnyside Care Center		13			13
MINUTE-CLINIC DIAGNOSTIC OF VIRGINIA, LLC #2003		10	3	23%	13
JOHN W NORRIS III MD PA	1		11	92%	12
MEDEXPRESS URGENT CARE-ALTOONA		10	2	17%	12
VA Primary Care Clinic at Meharry		11	1	8%	12
COLLIER COUNTY HEALTH DEPT.		7	5	42%	12
LONGWOOD PEDIATRICS LLC			12	100%	12
CVS HEALTH MINUTE CLINIC		1	11	92%	12
BAYONET POINT HOSPITAL			12	100%	12
MINUTE-CLINIC DIAGNOSTIC OF VIRGINIA, LLC		12			12
Rosewood Healthcare and Rehabilitation Center		5	7	58%	12
CARLOS PORTU MD, PLLC			12	100%	12
CITY OF WEST PALM BEACH EMPLOYEE & FAMILY HEALTH		12			12
PALATKA VA CBOC		11	1	8%	12
MEDEXPRESS URGENT CARE - CHRISTIANBURG		8	4	33%	12
FLORIDA DEPT OF HEALTH		4	8	67%	12
LAB UNKNOWN		1	11	92%	12
MINUTECLINIC DIAG OF IND, LLC #6697		12			12
BROWARD DIALYSIS			12	100%	12
FAMILY MEDICINE AT LONGWOOD			12	100%	12
BRITO MEDICAL CENTER		10	2	17%	12
OHIO STATE UNIVERSITY MEDICAL CENTER			12	100%	12
BROOKDALE CITRUS			12	100%	12
GMR EVENT SERVICES LLC DBA CROWDRX		12			12
DYNAMIC HEALTH CENTERS INC		8	4	33%	12
MERCY MEDICAL CENTER		5	7	58%	12
MINUTECLINIC DIAGNOSTIC OF ILLINOIS LL		10	2	17%	12
FAMILY MEDICINE AT HUNTERS CREEK		12			12
MEDEXPRESS URGENT CARE - MONROE		12			12
ACADIAN DIAGNOSTIC LABORATORIES		8	4	33%	12
GLEN OAKS HEALTH AND REHABILITATION CENTER			12	100%	12
APPLE DIAGNOSTICS LAB		5	7	58%	12
MINUTECLINIC, LLC #244		11	1	8%	12
URGENT TEAM MANAGEMENT OF TENNESSEE		10	2	17%	12
CARROLL GARDENS URGENT CARE		12			12

COVID-19: testing by laboratory

Data through Apr 20, 2021 verified as of Apr 21, 2021 at 09:25 AM

Data in this report are provisional and subject to change.

The numbers in the table below represent the number of Florida and non-Florida residents for whom test results were received by the Department of Health. A person can be tested by more than one laboratory and can have both positive and negative results. **Therefore, the sum of the numbers in each column will be larger than the total number of people tested.**

Reporting lab	Inconclusive	Negative	Positive	Percent positive	Total
MEDEXPRESS URGENT CARE-LATROBE		11	1	8%	12
CVS MINUTE CLINIC DIAGNOSTIC PA #3060		10	2	17%	12
MAURY REGIONAL HOSPITAL		6	6	50%	12
MEDEXPRESS URGENT CARE CHARLESTON		8	4	33%	12
LEON CHD		12			12
CVS CA9715POCT THOUSAND OAKS		12			12
MISSOURI DEPARTMENT OF HEALTH AND SENIOR SERVICES			12	100%	12
ST LUKES ROOSEVELT LABORATORY		9	3	25%	12
MINUTE CLINIC LLC #6765		12			12
IREPERTOIRE_MOL_LAB		12			12
ACCENTCARE		12			12
NORTHSIDE HOSPITAL FORSYTH		10	2	17%	12
MINUTECLINIC DIAGNOSTIC OF NEW MEXICO		12			12
VERITAS RESEARCH CORP			12	100%	12
MIRACLE ALF INC		12			12
TIFT REGIONAL HEALTH SYSTEM, INC		12			12
CARE FAST MURABELLA		7	5	42%	12
MINUTECLINIC DIAGNOSTIC OF TN PC #386		11	1	8%	12
CVS GA2108POCT NORCROSS		9	3	25%	12
ORLANDO FAMILY MEDICAL INC		12			12
PANCARE HEALTH - WEWA ELEMENTARY			12	100%	12
Lady Lake Specialty Care			12	100%	12
ADVENTHEALTH MEDICAL GROUP CARE CLINIC AT		8	4	33%	12
CVS MINUTE CLINIC, LLC #22		11	1	8%	12
LIFE CARE OF PORT SAINT LUCIE		3	9	75%	12
FLORIDA DEPARTMENT OF HEALTH WASHINGTON COUNTY		7	5	42%	12
HAVEN HOSPICE			12	100%	12
WOODLAND TOWERS		6	6	50%	12
GEORGE W FERGUSON MD-CONCIERGE MEDICAL SERVICES PL		11	1	8%	12
SUWANNEE COUNTY JAIL		11	1	8%	12
WALGREEN #6538		12			12
RICHMOND UNIVERSITY MEDICAL CENTER		10	2	17%	12
WANTAGH URGENT CARE		9	3	25%	12
CVS TN5601POCT LENOIR CITY		10	2	17%	12
SUNCOAST COMMUNITY HEALTH CENTERS INC		2	10	83%	12
VIBRANT AMERICA		10	2	17%	12
FHCP-PORT ORANGE		3	9	75%	12
SAMARITAN HOSPITAL LABORATORY		11	1	8%	12
VILLA HEALTH NH LLC		10	2	17%	12
MERIDIAN AT WATERWAYS, THE		10	2	17%	12
GENESIS		8	4	33%	12
NAPLES GREEN VILLAGE		12			12
MINUTECLINIC DIAGNOSTIC OF PA, LLC (1036)		10	2	17%	12
SENIOR HOME CARE INC		12			12
MI2297090CV HOLLAND-23D2189684		12			12
ST PETER'S UNIVERSITY HOSPITAL		9	3	25%	12
ADVENTHEALTH MEDICAL GROUP PEDIATRIC & ADOLESCENT		11	1	8%	12

COVID-19: testing by laboratory

Data through Apr 20, 2021 verified as of Apr 21, 2021 at 09:25 AM

Data in this report are provisional and subject to change.

The numbers in the table below represent the number of Florida and non-Florida residents for whom test results were received by the Department of Health. A person can be tested by more than one laboratory and can have both positive and negative results. **Therefore, the sum of the numbers in each column will be larger than the total number of people tested.**

Reporting lab	Inconclusive	Negative	Positive	Percent positive	Total
MINUTECLINIC DIAGNOSTIC OF TN PC #240		10	2	17%	12
SONORA QUEST LABORATORIES			12	100%	12
UNIVERSITY HOSPITALS OF CLEVELAND		7	5	42%	12
RUSSELL MEDICAL CENTER		11	1	8%	12
MINUTECLINIC DIAGNOSTIC OF GEORGIA, LL		10	2	17%	12
CAPE CORAL URGENT CARE		9	3	25%	12
THE POTTER'S HOUSE AT CANNON POINT		12			12
ADVENTIST HEALTH SYSTEM FLORIDA DEPT OF HEALTH		7	5	42%	12
CVS HEALTH, #2043		12			12
MINUTECLINIC DIAGNOSTIC OF VIRGINIA		12			12
DEPARTMENT OF PUBLIC HEALTH		12			12
CAN COMMUNITY HEALTH, INC		11	1	8%	12
TMH PHYSICIAN PARTNERS - MONTICELLO		10	2	17%	12
MINUTECLINIC, LLC, DBA MINUTECLINIC #6106		10	2	17%	12
ORLANDO HEALTH PHYSICIAN ASSOCIATES		4	7	64%	11
ST VINCENT'S ST CLAIR		8	3	27%	11
St Joseph's Hospital & Medical Center		10	1	9%	11
ALBION COLLEGE (ABBOTT)		11			11
SEMORAN FAMILY HEALTH LLC		10	1	9%	11
PASSPORT HEALTH			11	100%	11
COLLIER HMA PHYSICIAN MANAGEMENT, LLC		2	9	82%	11
OPTUM PRIMARY CARE		1	10	91%	11
Westchester General Hospital			11	100%	11
NORTH COUNTRY FAMILY HEALTH CENTER INC		11			11
CVS MINUTE CLINIC DIAGNOSTIC		10	1	9%	11
AZALEA HEALTH		2	9	82%	11
HIRAM COLLEGE HEALTH CENTER (ABBOTT)		11			11
ALCOVE ASSISTED LIVING FACILITY		11			11
WINTER PARK CARE AND REHABILITATION			11	100%	11
MEDEXPRESS URGENT CARE - BEECH GROVE		10	1	9%	11
MINUTECLINIC, DIAGNOSTIC OF TEXAS, LL		10	1	9%	11
Crestwood Nursing Center		7	4	36%	11
AIM LABORATORIES			11	100%	11
MONROE COUNTY HOSPITAL		8	3	27%	11
GUIDANCE / CARE CENTER, INC		11			11
ILLINOIS DEPT OF PUBLIC HEALTH LAB - SPRINGFIELD			11	100%	11
WALK IN MEDICAL URGENT CARE PC		11			11
MEDEXPRESS URGENT CARE MONACA		11			11
CREATIVE TESTING SOLUTIONS		4	7	64%	11
PRIME MEDICAL CARE, LLC		11			11
NORTH OKALOOSA PHYSICIAN GROUP		10	1	9%	11
METHODIST HOSPITAL			11	100%	11
CLEVELAND TENNESSEE HOSPITAL COMPANY		10	1	9%	11
45TH 1		11			11
VIRTUA WEST JERSEY HOSPITAL VOORHEES		9	2	18%	11
MINUTECLINIC DIAGNOSTIC OF VIRGINIA, LLC #255		11			11
JBSA-SAM HOUSTON			11	100%	11

COVID-19: testing by laboratory

Data through Apr 20, 2021 verified as of Apr 21, 2021 at 09:25 AM

Data in this report are provisional and subject to change.

The numbers in the table below represent the number of Florida and non-Florida residents for whom test results were received by the Department of Health. A person can be tested by more than one laboratory and can have both positive and negative results. **Therefore, the sum of the numbers in each column will be larger than the total number of people tested.**

Reporting lab	Inconclusive	Negative	Positive	Percent positive	Total
CENTRAL JERSEY URGENT CARE		10	1	9%	11
CURATIVE		1	10	91%	11
TRIDENT BIOMETRICS		10	1	9%	11
ST. PETERSBURG PEDIATRICS			11	100%	11
MICHIGAN DEPARTMENT OF COMMUNITY HEALTH		1	10	91%	11
UF HEALTH		1	10	91%	11
MINUTECLINIC DIAGNOSTICS OF IND, LLC		11			11
CLAYMED OF NORTH FLORIDA			11	100%	11
WELLMED AT SOUTH PARSONS		9	2	18%	11
CARINGTON MANOR		11			11
MONROE COUNTY FIRE RESCUE		10	1	9%	11
PINELLAS COUNTY HEALTH DEPARTMENT		2	9	82%	11
MOUNT DORA PEDIATRICS		9	2	18%	11
MINUTECLINIC DIAGNOSTIC OF MINNESOTA		11			11
ALL 4 KIDZ PEDIATRICS		8	3	27%	11
CROSSROADS URGENT CARE, PLLC		11			11
MINUTECLINIC, LLC #1470		10	1	9%	11
PHYSICIANS REGIONAL MEDICAL CTR - COLLIER BLVD			11	100%	11
UNIVERSITY OF MIAMI MILLER SCHOOL OF MEDICINE			11	100%	11
ASSOCIATES IN MEDICINE		7	4	36%	11
MC DIAGNOSTIC OF CONNECTICUT , PC # 3		9	2	18%	11
BRIDGE DIAGNOSTICS			11	100%	11
SAVANNAH STATE UNIVERSITY, COUNSELING		11			11
MEDEXPRESS URGENT CARE - MAPLE DRIVE		10	1	9%	11
CVS MINUTE CLINIC DIAGNOSTIC OF TEXAS,LLC		9	2	18%	11
BOCA RATON REGIONAL HOSPITAL LAB			11	100%	11
MINUTECLINIC DIAGNOSTIC OF TN, PC 6304		9	2	18%	11
CVS SC4286POCT EASLEY		5	6	55%	11
DOCTORS EXPRESS OF ST PETERSBURG		1	10	91%	11
NIGHT LITE PEDIATRICS CENTER		1	10	91%	11
MINUTECLINIC DIAGNOSTIC OF MAINE, LLC		9	2	18%	11
MINUTECLINIC DIAGNOSTIC OF NEW JERSEY, LLC # 7069		11			11
CVS TN2179POCT MURFREESBORO		10	1	9%	11
NIGHT LITE PEDIATRICS CENTER, LLC		1	10	91%	11
VITAS HEALTH INC		5	6	55%	11
UMHC/SYLVESTER AT KENDALL		1	10	91%	11
SUMTER COUNTY HEALTH DEPARTMENT		6	5	45%	11
CVS CA9165POCT SAN DIEGO		11			11
MEDEXPRESS URGENT CARE - WINCHESTER GATEWAY		9	2	18%	11
PHASE2 LABS	2	7	2	18%	11
WATSON HEALTHCARE		8	3	27%	11
St. Annes Nursing Center, St. Annes Residence, Inc.		11			11
APPALACHIAN REGIONAL HEALTHCARE SYSTEM		10	1	9%	11
CVS CA9113POCT CHULA VISTA		11			11
PRIMECARE ACQUISITION FAMILY PRACTICE INC		11			11
TELEVISIT PALM BAY FAMILY PRACTICE		9	2	18%	11
UNIVERSITY CENTRA CARE		10	1	9%	11

COVID-19: testing by laboratory

Data through Apr 20, 2021 verified as of Apr 21, 2021 at 09:25 AM

Data in this report are provisional and subject to change.

The numbers in the table below represent the number of Florida and non-Florida residents for whom test results were received by the Department of Health. A person can be tested by more than one laboratory and can have both positive and negative results. **Therefore, the sum of the numbers in each column will be larger than the total number of people tested.**

Reporting lab	Inconclusive	Negative	Positive	Percent positive	Total
HNL LAB MEDICINE		8	3	27%	11
MINUTECLINIC DIAGNOSTIC OF NEW JERSEY,		10	1	9%	11
CVS MINUTE CLINIC DIAG OF IND, LLC #6549		11			11
Manor Care of Dunedin		7	4	36%	11
DMH STEINHATCHEE FAMILY MEDICINE		8	3	27%	11
BIOTECH CLINICAL LABORATORIES, INC.		1	10	91%	11
MERCY HEALTH—MUSKEGON		7	4	36%	11
ATHENS VETERINARY DIAGNOSTIC LABORATOR		11			11
GENOPTIX MEDICAL LABORATORY		10	1	9%	11
REDMED CLINIC OF ARLINGTON		10	1	9%	11
ELITE HOME HEALTH SERVICES		11			11
THE TERRACE OF SAINT CLOUD		9	2	18%	11
MEDICAL CENTER AFFILIATES WEST PALM			11	100%	11
CARENOW URGENT CARE-HERMITAGE		7	4	36%	11
CVS MO8590POCT KANSAS CITY		7	4	36%	11
STUYVESANT URGENT CARE		11			11
TROPICANA		5	6	55%	11
PALM BEACH PATHOLOGY		9	2	18%	11
MINUTE CLINIC DIAGNOSTIC OF NORTH CAROLINA		11			11
HEALTH NETWORK LABORATORIES		7	4	36%	11
NORTHEAST PEDIATRICS			11	100%	11
ASSOCIATES MD CYPRESS CREEK			11	100%	11
KIDSVILLE PEDIATRICS			11	100%	11
ALACHUA			11	100%	11
PANCARE HEALTH - VERNON ELEMENTARY			10	100%	10
MINUTECLINIC, LLC #4682		5	5	50%	10
BROWARD HEALTH CARE			10	100%	10
FLEMING ISLAND CENTER FOR CLINICAL RESEARCH		10			10
MOLECULAR PATHOLOGY LABORATORY			10	100%	10
CBC LAB		3	7	70%	10
CVS TX8351POCT BEAUMONT		9	1	10%	10
MINUTECLINIC DIAGNOSTIC OF NORTH CAROLINA PC #5341		7	3	30%	10
WALK-IN MEDICAL CARE			10	100%	10
GILCHRIST COUNTY FIRE DEPARTMENT		4	6	60%	10
KR AT COLLEGE HARBOR		10			10
FLORIDA CLINICAL LAB		1	9	90%	10
VASCONCELLO COHEN MD PA		9	1	10%	10
FAMILY HEALTH CENTER AT PORT ST JOHN		4	6	60%	10
MINUTE CLINIC DIAG OF IND LLC #8674		10			10
DOMINICAN COLLEGE STUDENT HEALTH CENTE		8	2	20%	10
KEY WEST URGENT CARE, INC		3	7	70%	10
IMMUNOGENOMICS LLC		6	4	40%	10
BROOKDALE PANAMA CITY		9	1	10%	10
MEDEX REGIONAL LABORATORIES LLC		1	9	90%	10
NOT INDICATED		1	9	90%	10
Avalon Healthcare and Rehabilitation Center			10	100%	10
SOUTH FLORIDA ENT ASSOCIATES, INC			10	100%	10

COVID-19: testing by laboratory

Data through Apr 20, 2021 verified as of Apr 21, 2021 at 09:25 AM

Data in this report are provisional and subject to change.

The numbers in the table below represent the number of Florida and non-Florida residents for whom test results were received by the Department of Health. A person can be tested by more than one laboratory and can have both positive and negative results. **Therefore, the sum of the numbers in each column will be larger than the total number of people tested.**

Reporting lab	Inconclusive	Negative	Positive	Percent positive	Total
PIEDMONT ATHENS REGIONAL MEDICAL		8	2	20%	10
VITALANT		1	9	90%	10
WILLIAMSBURGH CHAI CARE		9	1	10%	10
GLADES COUNTY DETENTION CENTER		1	9	90%	10
MINUTE CLINIC, LLC #4650		9	1	10%	10
MEDICAL LABORATORY DIAGNOSTICS			10	100%	10
ST JOSEPH'S HOSPITAL NORTH LABORATORY			10	100%	10
CVS SC7556POCT WEST COLUMBIA		9	1	10%	10
NORTHSIDE HOSPITAL ATLANTA		4	6	60%	10
ONEIDA HEALTHCARE CENTER		8	2	20%	10
WALGREENS #10972	1	9			10
NORTON HEALTHCARE			10	100%	10
VETERNANS ADMINISTRATION			10	100%	10
MINUTECLINIC DIAG OF IND, LLC #2387		8	2	20%	10
BENSONHURST URGENT CARE		9	1	10%	10
CVS CT1123POCT SOUTHURY		10			10
MINUTECLINIC LLC #5176		7	3	30%	10
DES PLAINES CLINICAL LAB		3	7	70%	10
ALABAMA DEPARTMENT OF PUBLIC HEALTH		1	9	90%	10
MOSOLF PEDIATRICS			10	100%	10
GILBERT MEDICAL GROUP		8	2	20%	10
COMMUNITY HEALTH CENTER		2	8	80%	10
PBC PREMIER FAMILY HEALTH			10	100%	10
CARENOW URGENT CARE-MT JULIET		8	2	20%	10
OKLAHOMA STATE DEPARTMENT OF HEALTH-PUBLIC HEALTH LABORATORY			10	100%	10
WINKLER COURT□		9	1	10%	10
MEDEXPRESS URGENT CARE - FAYETTEVILLE		8	2	20%	10
MAINSTREET FAMILY CARE			10	100%	10
CVS SC7334POCT LEXINGTON		9	1	10%	10
ARCHBOLD MEMORIAL HOSPITAL/LAB		3	7	70%	10
ACCESS PHARMACY		10			10
MINUTECLINIC DIAGNOSTIC OF ILLINOIS		8	2	20%	10
THE MARY IMOGENE BASSETT HOSPITAL		10			10
LEE MEMORIAL HEALTH SYSTEM D/B/A		8	2	20%	10
CVS NC7051POCT WAKE FOREST		10			10
PLYMOUTH HARBOR INCORPORATED		9	1	10%	10
URGENT CARE CENTER AT PINNACLE		4	6	60%	10
CARENOW URGENT CARE-GREEN HILLS		9	1	10%	10
BELLE GLADES HEALTH CLINIC			10	100%	10
CHRISTUS ST VINCENT LABORATORY - ZIA		10			10
NEW HAMPSHIRE DEPARTMENT OF HEALTH AND HUMAN SERVICES		3	7	70%	10
ARBORS OF GULF BREEZE, THE		8	2	20%	10
MEDEXPRESS URGENT CARE PARKERSBURG		8	2	20%	10
BLOOMIN BRANDS WELLNESS CENTER		9	1	10%	10
SAVANNAH MANOR ASSISTED LIVING COMMUNITY			10	100%	10
JOHNS HOPKINS ALL CHILDRENS			10	100%	10
CARENOW URGENT CARE - EAST NASHVILLE		8	2	20%	10

COVID-19: testing by laboratory

Data through Apr 20, 2021 verified as of Apr 21, 2021 at 09:25 AM

Data in this report are provisional and subject to change.

The numbers in the table below represent the number of Florida and non-Florida residents for whom test results were received by the Department of Health. A person can be tested by more than one laboratory and can have both positive and negative results. **Therefore, the sum of the numbers in each column will be larger than the total number of people tested.**

Reporting lab	Inconclusive	Negative	Positive	Percent positive	Total
SOMA MEDICAL CENTER PA #4			10	100%	10
NASCAR EVENT MANAGEMENT, LLC		10			10
CHEMISYS LABORATORIES		2	8	80%	10
MEDEXPRESS URGENT CARE - FORT WORTH S		8	2	20%	10
LAWRENCE TECHNOLOGICAL UNIVERSITY		10			10
WALGREENS #04176		7	3	30%	10
BEAUMONT LABORATORY			10	100%	10
Atlanta VAMC		6	4	40%	10
ORLANDO MEDICAL CENTER PL		1	9	90%	10
PRORENATA LABS		2	8	80%	10
MINUTECLINIC DIAGNOSTIC OF OHIO #3407		9	1	10%	10
CVS PA6902POCT BRYN MAWR		8	2	20%	10
HCR MANORCARE		10			10
ILLINOIS DEPARTMENT OF PUBLIC HEALTH		2	8	80%	10
ISLAND COAST PEDIATRICS IN-HOUSE LAB		10			10
LUXOR SCIENTIFIC LLC		1	9	90%	10
MINUTE CLINIC LLC # 2033		9	1	10%	10
UNIVERSITY MEDICAL CENTER		8	2	20%	10
FAMILY PRACTICE OF DAVIE INC			10	100%	10
CITY OF TALLAHASSEE		10			10
RPC@HODGES		2	8	80%	10
MC DIAGNOSTIC OF CONNECTICUT, PC #1043		10			10
NATURE COAST REGIONAL MEDICAL CENTER		1	9	90%	10
VENICE GREEN VILLAGE		3	7	70%	10
HIGH TOWER ALF LLC		9	1	10%	10
ST JOSEPHS HOSP OF ATLANTA/CLINIC LAB		9	1	10%	10
MINUTECLINIC DIANOSTIC OF VIRGINA, LL		9	1	10%	10
SUPERIOR RESIDENCES OF CLERMONT		2	8	80%	10
CVS PA1671POCT LANCASTER		10			10
AMERICAN HOUSE FORT MYERS		10			10
MEDEXPRESS URGENT CARE-KATY		7	3	30%	10
CORONA PATHOLOGY		10			10
NEW JERSEY DEPARTMENT OF HEALTH COMMUNICABLE DISEASE SERVICE		3	7	70%	10
MINUTECLINIC DIAGNOSTIC OF TN PC #5671		6	4	40%	10
TENNESSEE DEPARTMENT OF HEALTH (TDH) - CENTRAL LABORATORY		2	8	80%	10
CHILDREN'S HEALTHCARE OF ATLANTA/EGLESTON		10			10
KAILOS GENETICS INC		8	2	20%	10
QHG OF ENTERPRISE INC (DBA MEDICAL CTR		10			10
MINUTE-CLINIC DIAGNOSTIC OF VIRGINIA,		9	1	10%	10
ANY LAB TEST NOW INC			10	100%	10
EMERGENCY MEDICAL CENTER		4	6	60%	10
BETTER AT HOME		10			10
KEY TRAINING CENTER			10	100%	10
LAKE BALDWIN CBOC		9	1	10%	10
BETH ISRAEL MEDICAL CENTER LABS		9	1	10%	10
WHEELER LABORATORY		9	1	10%	10
CVS TX7162POCT HOUSTON		10			10

COVID-19: testing by laboratory

Data through Apr 20, 2021 verified as of Apr 21, 2021 at 09:25 AM

Data in this report are provisional and subject to change.

The numbers in the table below represent the number of Florida and non-Florida residents for whom test results were received by the Department of Health. A person can be tested by more than one laboratory and can have both positive and negative results. **Therefore, the sum of the numbers in each column will be larger than the total number of people tested.**

Reporting lab	Inconclusive	Negative	Positive	Percent positive	Total
STPET		8	2	20%	10
BERRYHILL MANOR		10			10
MEDEXPRESS URGENT CARE - WASHINGTON		8	2	20%	10
PALM BEACH CDH - DELRAY BEACH			10	100%	10
ALLIANCE HEALTH AND REHABILITATION CENTER		9			9
RIVERVIEW REGIONAL MEDICAL CENTER		7	2	22%	9
NITIN BAWA PROFESSIONAL ASSOCIATES			9	100%	9
FLORIDA MENTOR		7	2	22%	9
SOMA MEDICAL CENTER MD PA #7 PEDIATRICS			9	100%	9
PEDIATRIC HEALTH CARE ALLIANCE			9	100%	9
MINUTECLINIC DIAGNOSTIC MED GRP OF CA		8	1	11%	9
SUNCREST OMNI		9			9
MAGNOLIA MANOR			9	100%	9
DOH-TAMPA BRANCH LABORATORY (MLK BLVD)		4	5	56%	9
PRECISION GENETICS			9	100%	9
WINTER PARK INTERNAL MEDICINE MD PA		7	2	22%	9
EXPRESS TEST			9	100%	9
ST. CLOUD PHARMACY AND WELLNESS CENTER		5	4	44%	9
CITYMD		1	8	89%	9
PUTNAM FAMILY CARE INC		3	6	67%	9
CVS PHARMACY NO 274		9			9
Consulate Health Care of Brandon		7	2	22%	9
ETHOS LABORATORIES		7	2	22%	9
CVS DC1340POCT WASHINGTON		9			9
MANATEE COUNTY CENTRAL JAIL		9			9
MINUTECLINIC DIAGNOSTIC OF TN PC #242		6	3	33%	9
BUENA VIDA ESTATES			9	100%	9
CVS PA233POCT NEWTOWN SQUARE		9			9
MINUTE CLINIC INCORPORTE		9			9
CVS CT1109POCT BETHEL		9			9
MINUTE CLINIC LLC #1448		8	1	11%	9
DIAMOND SPEEDWAY DIALYSIS		1	8	89%	9
THOMAS JEFFERSON UNIVERSITY HOSPITAL		4	5	56%	9
PALMS WEST HOSPITAL			9	100%	9
URGENT CARE OF LONGWOOD		1	8	89%	9
MEDEXPRESS URGENT CARE - BATTLE CREEK		6	3	33%	9
CVS TX10016POCT PRINCETON		9			9
TRANSPLANT GENOMICS INC (EUROFINS)		9			9
BLOOMINGDALE PEDIATRIC ASSOCIATES PA			9	100%	9
ST VINCENT'S CHILTON		7	2	22%	9
CHILDREN'S HEALTH CENTER INC.		7	2	22%	9
MINUTECLINIC MINUTECLINIC #8505		7	2	22%	9
MINUTECLINIC, LLC #09202		7	2	22%	9
WALGREENS #06416		9			9
FLORIDA CENTER FOR DERMATOLOGY LABORATORY			9	100%	9
CIMA MEDICAL CENTER		8	1	11%	9
PATEL MEDICAL VENTURES		8	1	11%	9

COVID-19: testing by laboratory

Data through Apr 20, 2021 verified as of Apr 21, 2021 at 09:25 AM

Data in this report are provisional and subject to change.

The numbers in the table below represent the number of Florida and non-Florida residents for whom test results were received by the Department of Health. A person can be tested by more than one laboratory and can have both positive and negative results. **Therefore, the sum of the numbers in each column will be larger than the total number of people tested.**

Reporting lab	Inconclusive	Negative	Positive	Percent positive	Total
UHEALTH UNIVERSITY OF MIAMI			9	100%	9
MEDEXPRESS ELKINS		9			9
IU HEALTH PATHOLOGY		1	8	89%	9
VETERANS AFFAIRS MEDICAL CENTER - OUTPATIENT			9	100%	9
PENSACOLA CLUSTER			9	100%	9
WATERFORD AT CREEKSIDE, THE			9	100%	9
CVS NJ617POCT CEDAR GROVE		8	1	11%	9
MINUTECLINIC, LLC, DBA MINUTECLINIC #4		9			9
OMNI			9	100%	9
MINUTE CLINIC LLC #10203		7	2	22%	9
RANDOLPH DIABETES AND WELLNESS		8	1	11%	9
NEMOURS CHILDREN'S PRIMARY CARE VERO BEACH			9	100%	9
NHC HealthCare Anniston		9			9
CVS MINUTE CLINIC DIAGNOSTIC MED GRP OF SAN		7	2	22%	9
BRENNITY AT VERO BEACH, THE			9	100%	9
MOBILE RESPONSE DIAGNOSTICS LLC		8	1	11%	9
MINUTE CLINIC LLC #4017		9			9
ENCOMPASS HOME HEALTH OF THE SOUTHEAST LLC		9			9
BEAUMONT EMERGENCY CENTER			9	100%	9
LOREY ALF		9			9
CORE OCCUPATIONAL RESOURCES, LLC		5	4	44%	9
ROSECASTLE			9	100%	9
VILLAGE PLACE HEALTH AND REHAB		9			9
WESTCHESTER GENERAL HOSPITAL BLOOD GAS LAB			9	100%	9
WINDSOR OF GAINESVILLE		9			9
MEDEXPRESS URGENT CARE - SWANSEA, N ILLINOIS ST		8	1	11%	9
ACCESS CARE MEDICAL GROUP LLC		2	7	78%	9
MINUTECLINIC #8760		9			9
NORTHSIDE HOSPITAL		2	7	78%	9
HARMONIOUS HOME HEALTH, LLC		9			9
CVS MINUTE CLINIC DIAGNOSTIC OF KANSAS, PA		9			9
WADSWORTH CENTER - DAVID AXELROD INSTITUTE		8	1	11%	9
PALM BAY URGENT CARE PL		1	8	89%	9
MIAMI COMPREHENSIVE MEDICINE GROUP PA		4	5	56%	9
CVS RI1717POCT 1 CVS DR			9	100%	9
JOHN T MATHER MEMORIAL HOSPITAL LABORATORY		8	1	11%	9
BAYFRONT HEALTH ST PETERSBURG		8	1	11%	9
NORTHSHORE UNIVERSITY HEALTHSYSTEM EVANSTON HOSPITAL LAB			9	100%	9
SYNEXUS CLINICAL RESEARCH US INC		2	7	78%	9
INSPIRED LIVING AT PALM BAY		7	2	22%	9
KINDRED_AIMS		9			9
ROSEMONT GARDENS INC		9			9
GCMP MANUAL MICROBIOLOGY		1	8	89%	9
GOLDMAN SACHS HEALTH CENTER	1	8			9
ORLANDO HEALTH PHYSICIAN GROUP INC		6	3	33%	9
MINUTECLINIC #2860		6	3	33%	9
ACM MEDICAL LABORATORY ALLIANCE		7	2	22%	9

COVID-19: testing by laboratory

Data through Apr 20, 2021 verified as of Apr 21, 2021 at 09:25 AM

Data in this report are provisional and subject to change.

The numbers in the table below represent the number of Florida and non-Florida residents for whom test results were received by the Department of Health. A person can be tested by more than one laboratory and can have both positive and negative results. **Therefore, the sum of the numbers in each column will be larger than the total number of people tested.**

Reporting lab	Inconclusive	Negative	Positive	Percent positive	Total
CARESOUTH HHA HOLDINGS OF THE BAY AREA LLC		9			9
COMMUNITY CARE CENTER		9			9
MEDEXPRESS URGENT CARE, JOHNSTOWN		8	1	11%	9
SELECT PHYSICIANS ALLIANCE		9			9
CVS GA3766POCT DACULA		7	2	22%	9
MINUTE CLINIC LLC #0169		7	2	22%	9
MIDMICHIGAN MEDICAL CENTER			9	100%	9
WINDSOR OF SAN PABLO, THE		6	3	33%	9
CVS MD2956POCT NEW MARKET		8	1	11%	9
ELLIS HOSPITAL LABORATORY		8	1	11%	9
COMPASS PROVIDENCE URGENT CARE LLLP			9	100%	9
COLLIER BLVD HMA PHYSICIAN MANAGEMENT,, LLC			9	100%	9
CHAPTERS HEALTH HOSPICE		9			9
CVS MA594POCT FALMOUTH		8	1	11%	9
FLORIDA HOSPITAL WINTER PARK		7	2	22%	9
MEDICANA NURSING AND REHAB CENTER			9	100%	9
REMISE OCCUPATIONAL HEALTH SOLUTIONS INC			9	100%	9
RELIANCE MEDICAL CENTER		5	4	44%	9
NORTHWEST FLORIDA COMMUNITY HOSPITAL LABORATORY		8	1	11%	9
CAYUGA COUNTY HEALTH DEPARTMENT		8	1	11%	9
Sunset Lake Health and Rehabilitation Center		8	1	11%	9
DIXITKUMAR N MODI MD PA			9	100%	9
CIAN DIAGNOSTICS			9	100%	9
HEALTH AND WELLNESS CENTER		1	8	89%	9
UCARE			9	100%	9
MEDEXPRESS URGENT CARE - RICHMOND, NINE MILE RD		8	1	11%	9
OUR HOME AT BEACON HILL			9	100%	9
CVS GA2841POCT LAWRENCEVILLE		8			8
MED & CO INVESTMENT LLC		7	1	13%	8
MEDEXPRESS URGENT CARE, BUTLER		5	3	38%	8
COMPREHENSIVE CLINICAL RESEARCH, LLC			8	100%	8
MONROE URGENT CARE		7	1	13%	8
CVS PA2582POCT SPRINGFIELD		6	2	25%	8
DOTHAN PEDIATRIC CLINIC			8	100%	8
ST CHARLES HOSPITAL LABORATORY		8			8
MEDEXPRESS URGENT CARE MORGANTOWN		8			8
BAPTIST OUTPATIENT			8	100%	8
PRIMARY CARE SPECIALISTS OF ORLANDO		8			8
HUNTINGTON VILLAGE URGENT CARE		8			8
CHIEFLAND MEDICAL CENTER		1	7	88%	8
MINUTECLINIC DIAGNOSTIC OF SC, LLC #7		6	2	25%	8
ORMOND BEACH CENTRA CARE			8	100%	8
SEACOAST PATHOLOGY PROFESSIONAL ASSOC		8			8
DOH JACKSONVILLE CENTRAL LABORATORY		3	5	63%	8
INTERVENTIONAL REHABILITATION OF SOUTH FLORIDA			8	100%	8
DORAL URGENT CARE			8	100%	8
FHCP-ORANGE CITY			8	100%	8

COVID-19: testing by laboratory

Data through Apr 20, 2021 verified as of Apr 21, 2021 at 09:25 AM

Data in this report are provisional and subject to change.

The numbers in the table below represent the number of Florida and non-Florida residents for whom test results were received by the Department of Health. A person can be tested by more than one laboratory and can have both positive and negative results. **Therefore, the sum of the numbers in each column will be larger than the total number of people tested.**

Reporting lab	Inconclusive	Negative	Positive	Percent positive	Total
PARTNERS PHARMACY OF FLORIDA LLC		8			8
LEMOYNE COLLEGE WELLNESS CENTER FOR		8			8
CVS TN7289POCT SIGNAL MOUNTAIN		8			8
INTERNAL MEDICINE AND AESTHETICS OF NAPLES LLC		8			8
MINUTECLINIC DIAGNOSTIC OF NEVADA #87		4	4	50%	8
HEALTHPARK MEDICAL CTR NURSING SVC		8			8
MINUTECLINIC MINUTECLINIC #4977		4	4	50%	8
FOUNTAINVIEW BY FIVE STAR QUALITY CARE		7	1	13%	8
ORLANDO FAMILY PHYSICIANS			8	100%	8
GLEN FALLS HOSPITAL DEPARTMENT OF PATHOLOGY		7	1	13%	8
MINUTE-CLINIC DIAGNOSTIC OF VIRGINIA, LLC #794		7	1	13%	8
MINUTECLINIC #788		7	1	13%	8
The Grand at Rome Nursing and Rehabilitation		8			8
EP LTC PHARMACY		6	2	25%	8
CVS IN3975POCT JEFFERSONVILLE		5	3	38%	8
FHPG_EXP CARE PALM HARBOR			8	100%	8
CLAY PRIMARY & FAMILY CARE LLC			8	100%	8
MINUTECLINIC, LLC #05038		8			8
BIOTECH PHARMACEUTICAL GROUP LLC			8	100%	8
SEA LEVEL LABS			8	100%	8
VAIL VALLEY MEDICAL CENTER			8	100%	8
CVS NC7057POCT SHELBY		6	2	25%	8
FHMG_FM AND IM AVALON PARK		2	6	75%	8
HEALTHMARK REGIONAL HOSPITAL LAB		4	4	50%	8
MINUTECLINIC, LLC #03268		7	1	13%	8
Florida Clinical Laboratory		1	7	88%	8
CVS MINUTE CLINIC DIAGNOSTIC OF NEW JERSEY		8			8
GOLISANO CHILDREN'S HOSPITAL OF SOUTHWEST FLORIDA		6	2	25%	8
CLEARWATER PEDIATRIC CARE		1	7	88%	8
ALBANY MEDICAL CENTER		7	1	13%	8
FRESENIUS KIDNEY CARE DUNEDIN			8	100%	8
GENE STREET LABORATORIES, LLC		6	2	25%	8
CVS HEALTH, #1994		6	2	25%	8
ADVANCED RESEARCH FOR HEALTH IMPROVEMENT		6	2	25%	8
ALL CHILDREN'S HOSPITAL		1	7	88%	8
HARBORCHASE OF DR PHILLIPS		7	1	13%	8
APEX HOME HEALTH CARE		7	1	13%	8
CVS PA1074POCT KENNETT SQUARE		7	1	13%	8
CVS MO8556POCT KANSAS CITY		7	1	13%	8
MEDEXPRESS URGENT CARE - MT LEBANON		5	3	38%	8
HOLY NAME MEDICAL CENTER	1	6	1	13%	8
LOVELACE MEDICAL CENTER		8			8
ATLANTIC CONSOLIDATED LABORATORY		8			8
ALACHUA COUNTY HEALTH DEPARTMENT		1	7	88%	8
PBC FOUND CARE INC			8	100%	8
CVS MD4371POCT OCEAN CITY		8			8
WEST DADE PEDIATRICS			8	100%	8

COVID-19: testing by laboratory

Data through Apr 20, 2021 verified as of Apr 21, 2021 at 09:25 AM

Data in this report are provisional and subject to change.

The numbers in the table below represent the number of Florida and non-Florida residents for whom test results were received by the Department of Health. A person can be tested by more than one laboratory and can have both positive and negative results. **Therefore, the sum of the numbers in each column will be larger than the total number of people tested.**

Reporting lab	Inconclusive	Negative	Positive	Percent positive	Total
LAB UNKNOWN		6	2	25%	8
PALM BEACH COUNTY HEALTH DEPARTMENT LABORATORY			8	100%	8
ST CLOUD PHYSICIAN MANAGMENT LLC		7	1	13%	8
DOCTOR’S IN-HOUSE LAB/COMMUNITY HEALTH CENTERS OF PINELLAS – CLEARWATE			8	100%	8
THE WOLFF CENTER FOR CHILD & ADOLESCENT HEALTH			8	100%	8
WHITE SANDS OUTPATIENT SERVICES (WSOP SERVICES LLC		8			8
MEDEXPRESS URGENT CARE-PETERS TWP		7	1	13%	8
SARAH LAWRENCE COLLEGE HEALTH SERVICES		8			8
NASSAU UNIVERSITY MEDICAL CENTER DEPT		7	1	13%	8
HEWLETT URGENT CARE, PLLC		8			8
MORTON PLANT HOSPITAL - ADLER INSTITUTE OF LAB MEDICINE			8	100%	8
CAPRONA GROUP HOME		2	6	75%	8
SYLVESTER AT PLANTATION LABORATORY		7	1	13%	8
MINUTE CLINIC DIAGNOSTIC OF MICHIGAN PC		8			8
MEDERI CARETENDERS VS OF SE FL LLC DBA		7	1	13%	8
TRUE HEALTH		5	3	38%	8
BARTON PARKER OD PC		8			8
CVS OH3476POCT TIPP CITY		7	1	13%	8
CVS NC3803POCT MOORESVILLE		7	1	13%	8
LAKE PEDIATRICS			8	100%	8
MARINA ISLE ASSISTED LIVING		8			8
MEDEXPRESS URGENT CARE-PASADENA		8			8
TOXUSALABS DBA CONNECTDX LABS		6	2	25%	8
X-GENE MOLECULAR LABS		1	7	88%	8
WELLIGENT		1	7	88%	8
CVS SC2250POCT COLUMBIA		8			8
CVS SC2736POCT MURRELLS INLET		6	2	25%	8
SLOPESIDE LABS AND TESTING, LLC - THE HIDEOUT AT BUTTERMILK MOUNTAIN		8			8
CVS NC5591POCT STATESVILLE		7	1	13%	8
MAGNOLIA PEDIATRICS GROUP LLC			8	100%	8
CVS NJ836POCT RUNNEMEDE		8			8
MEDEXPRESS URGENT CARE - MIDLOTHIAN		7	1	13%	8
SUPREME LABORATORY			8	100%	8
ROBERT WOOD JOHNSON HOSPITAL		7	1	13%	8
CVS TX7827POCT ROUND ROCK		8			8
CVS NC3319POCT CHARLOTTE		6	2	25%	8
CVS NC7213POCT MATTHEWS		6	2	25%	8
JX REF LAB			8	100%	8
BREVARD FAMILY WALK IN CLINIC			8	100%	8
NORTH PINELLAS CHILDRENS MEDICAL CENTER INC			8	100%	8
FLORIDA HEART AND VASCULAR MULTISPECIALTY GROUP		8			8
HEALTHY MINORS PEDIATRIC URGENT CARE		7	1	13%	8
CVS OH3301POCT WOODMERE		8			8
OSWEGO HOSPITAL LABORATORY		7	1	13%	8
MEDEXPRESS URGENT CARE - CULPEPER		8			8
Nashville Central Laboratory		8			8
NOVADX		2	6	75%	8

COVID-19: testing by laboratory

Data through Apr 20, 2021 verified as of Apr 21, 2021 at 09:25 AM

Data in this report are provisional and subject to change.

The numbers in the table below represent the number of Florida and non-Florida residents for whom test results were received by the Department of Health. A person can be tested by more than one laboratory and can have both positive and negative results. **Therefore, the sum of the numbers in each column will be larger than the total number of people tested.**

Reporting lab	Inconclusive	Negative	Positive	Percent positive	Total
DEPARTMENT OF HEALTH- CITRUS COUNTY		1	7	88%	8
JUPITER CLINIC			8	100%	8
PACIFICA SUNRISE☐			8	100%	8
LIFE CARE CITRUS COUNTY			8	100%	8
GENEUS DIAGNOSTICS			8	100%	8
DR. PHILLIPS MEDICAL WELLNESS CENTER		4	4	50%	8
DEPT OF VA MEDICAL CENTER - RICHMOND		7	1	13%	8
SURGOINSVILLE PHARMACY		8			8
PAUL GRECO MD CONCIERGE MEDICAL SERVICES PL		8			8
CHIEFLAND MEDICAL CENTER LLC			8	100%	8
JACKSON CLINIC PA,THE		4	4	50%	8
BEECHTREE MOLECULAR LAB LLC			8	100%	8
PUTNAM COUNTY EMERGENCY RESCUE SERVICE		5	3	38%	8
MEDEXPRESS - WILMINGTON CONCORD PIKE		7	1	13%	8
LAKE CONWAY URGENT CARE LLC		2	6	75%	8
LONG ISLAND JEWISH FOREST HILLS HOSPITAL		8			8
VENICE REGIONAL MEDICAL CENTER			8	100%	8
PHYSICIANS FOR CHILDREN			8	100%	8
CVS OH2543POCT CANFIELD		5	3	38%	8
GO PATH LABORATORIES			8	100%	8
NORTHEAST ALABAMA REGIONAL MEDICAL CENTER		5	3	38%	8
BLOOMING GARDENS OF CARE INC		8			8
MODMD LABORATORY		8			8
MINUTECLINIC DIAGNOSTIC OF OHIO #7790		6	2	25%	8
MEDEXPRESS URGENT CARE - TARENTUM		6	2	25%	8
CAREPOINT CLINIC		5	3	38%	8
MINUTECLINIC DIAGNOSTIC OF NORTH CAROLINA PC #7054		5	3	38%	8
CIGNA ONSITE HEALTH LLC		2	6	75%	8
CVS MD1881POCT DUNKIRK		8			8
MINUTE CLINIC DIAGNOSTIC OF VIRGINIA, LLC #1905		8			8
CVS PA4077POCT BELLE VERNON		8			8
VERMONT DEPARTMENT OF HEALTH		1	7	88%	8
ALLEGRO - TAMPA	1	4	3	38%	8
NORTHDAL REHABILITATION CENTER			8	100%	8
FHPG_EXP CARE W HILLSBOROUGH			8	100%	8
DOCTOR'S IN HOUSE LAB			8	100%	8
UNIVERSITY OF WASHINGTON MEDICAL CENTER			8	100%	8
MEDEXPRESS URGENT CARE - YORK		5	3	38%	8
URGENT TEAM - HUNTSVILLE		6	2	25%	8
CVS GA2147POCT KENNESAW		6	2	25%	8
ALL CHILDREN'S HOSPITAL DEPT OF GENERAL PEDIATRICS			8	100%	8
MINUTECLINIC DIAGNOSTIC OF VIRGINIA, LLC #1656		8			8
NEOGENOMICS LABORATORIES, INC		8			8
ST. JOSEPH HOSPITAL AND HEALTH CARE INC.			8	100%	8
MONTEFIORE MEDICAL CENTER LABORATORIES - NORTH		8			8
SOUTHEASTERN PEDIATRIC ASSOCIATES			8	100%	8
CONSULATE HEALTH CARE		7	1	13%	8

COVID-19: testing by laboratory

Data through Apr 20, 2021 verified as of Apr 21, 2021 at 09:25 AM

Data in this report are provisional and subject to change.

The numbers in the table below represent the number of Florida and non-Florida residents for whom test results were received by the Department of Health. A person can be tested by more than one laboratory and can have both positive and negative results. **Therefore, the sum of the numbers in each column will be larger than the total number of people tested.**

Reporting lab	Inconclusive	Negative	Positive	Percent positive	Total
MEDEXPRESS URGENT CARE - CLARKSBURG		7	1	13%	8
ALLINA HEALTH - ABBOTT NORTHWESTERN HOSPITAL		5	3	38%	8
MINUTE CLINIC #8979		7	1	13%	8
INTERNAL MEDICINE ASSOCIATES OF JACKSON HOSPITAL			8	100%	8
CARE ATC - CITY OF BOYNTON BEACH	1	2	5	63%	8
EXECUTIVE MEDICAL SERVICES		8			8
MID-HUDSON VALLEY DIVISION OF WESTCHESTER MEDICAL		8			8
DIAGNOSTIC CLINIC		7	1	13%	8
NEMOURS CHILDREN'S HOSPITAL			7	100%	7
Ocoee Health Care Center		7			7
LEPE'S HOUSE			7	100%	7
LAKE CITY CORRECTIONAL FACILITY			7	100%	7
GAINESVILLE PEDIATRIC ASSOCIATES		1	6	86%	7
MINUTECLINIC DIAGNOSTIC OF OHIO #2964		7			7
Thermopolis Rehabilitation Wellness		7			7
DOCTOR'S IN-HOUSE LAB/COMMUNITY HEALTH CENTERS OF PINELLAS –PINELLAS P			7	100%	7
CVS MA6505POCT NEWTON		7			7
IRL MARKET LAB			7	100%	7
FAMILY MEDICINE MEDICAL DRIVE		7			7
MEDEXPRESS URGENT CARE - STAUNTON		3	4	57%	7
FRESENIUS KIDNEY CARE FORT WALTON BEACH			7	100%	7
CVS TN4624POCT KNOXVILLE		6	1	14%	7
ECLRS		2	5	71%	7
MINUTECLINIC DIAGNOSTIC OF KANSAS PA		7			7
HELIX MEDICAL CENTERS		1	6	86%	7
LONGWOOD FAMILY MEDICINE		1	6	86%	7
MANATEE PEDIATRICS			7	100%	7
OWL NOW URGENT CARE			7	100%	7
BIRMINGHAM VAMC		3	4	57%	7
FIRST PHYSICIANS GROUP - LORRAINE CORNERS		7			7
HOLY GARDEN ALF, INC.		7			7
MINUTECLINIC, LLC #03965		7			7
CVS NV9841POCT RENO		4	3	43%	7
Baptist Village Retirement Communities		7			7
MINUTECLINIC DIAG OF IND, LLC #6648		5	2	29%	7
EMBRY-RIDDLE AERONAUTICAL UNIVERSITY HEALTH			7	100%	7
PERSONAL PHYSICIAN CARE PA			7	100%	7
GALLUP INDIAN MEDICAL CENTER		7			7
RIVER OAKS TREATMENT CENTER			7	100%	7
ST CHARLES BEND LABORATORY		6	1	14%	7
ST. LUCIE COUNTY HEALTH DEPARTMENT		5	2	29%	7
MAXHEALTH		5	2	29%	7
TREASURE COAST INFECTIOUS DISEASE CONSULTANTS		4	3	43%	7
PENINSULA CARE AND REHABILITATION CENTER			7	100%	7
MINUTECLINIC DIAG OF IND LLC #1138		6	1	14%	7
NOVANT HEALTH INPATIENT CARE		2	5	71%	7
DASCENA LABORATORY			7	100%	7

COVID-19: testing by laboratory

Data through Apr 20, 2021 verified as of Apr 21, 2021 at 09:25 AM

Data in this report are provisional and subject to change.

The numbers in the table below represent the number of Florida and non-Florida residents for whom test results were received by the Department of Health. A person can be tested by more than one laboratory and can have both positive and negative results. **Therefore, the sum of the numbers in each column will be larger than the total number of people tested.**

Reporting lab	Inconclusive	Negative	Positive	Percent positive	Total
DOTHAN WEST FAMILY MEDICINE		5	2	29%	7
TESTD			7	100%	7
CARESOUTH HHA HOLDINGS OF TALLAHASSEE LLC		7			7
MINUTECLINIC DIAGNOSTIC OF OHIO #6147		6	1	14%	7
EASTERN FLORIDA STATE COLLEGE - PALM BAY CAMPUS□			7	100%	7
ABBNEY MANOR RETIREMENT RESIDENCE INC		7			7
OHIO DEPARTMENT OF HEALTH			7	100%	7
MINUTECLINIC DIAGNOSTIC OF OHIO #4401		7			7
FLORIDA HOSPITAL APOPKA		6	1	14%	7
YAZJI PEDIATRIC CARE LLC DBA TUKA PEDIATRICS			7	100%	7
KANSAS DEPARTMENT OF HEALTH		2	5	71%	7
MEDEXPRESS URGENT CARE - BLUEFIELD		6	1	14%	7
PM PEDIATRICS OF BAYSIDE PLLC		7			7
EAST GEORGIA REGIONAL MEDICAL CENTER		6	1	14%	7
Rutgers Health Rwj University Hospital - Laboratory		4	3	43%	7
WOMENS CARE FLORIDA LLC		5	2	29%	7
Robert Wood Johnson University Hospital		5	2	29%	7
LISTENING DOCTOR PLLC, THE		1	6	86%	7
MOULTRIE CREEK NURSING AND REHAB			7	100%	7
WEXFORD HEALTH SOURCES INC		7			7
WELLSTAR WEST GEORGIA MEDICAL CENTER		7			7
FLORIDA PREMIER MEDICAL CARE PA			7	100%	7
MEDEXPRESS URGENT CARE-MUNCIE		7			7
CVS CA9721POCT ARCADIA		7			7
MEDEXPRESS URGENT CARE - HOLLINS		7			7
PURECARE PHARMACY		6	1	14%	7
OCALA REGIONAL KIDNEY CENTER EAST		2	5	71%	7
CULVER-STOCKTON COLLEGE		7			7
BAYSIDE URGENT CARE CENTER INC			7	100%	7
LIZS ADULT CARE		7			7
MEDEXPRESS URGENT CARE PORT HURON		6	1	14%	7
MC DIAGNOSTIC OF CONNECTICUT, PC #114		7			7
Lenox on the Lake			7	100%	7
MINUTE CLINIC LLC #1909		7			7
SUPERIOR RESIDENCES AT CALA HILLS		7			7
PEDIATRICS OF CENTRAL FLORIDA		5	2	29%	7
LEE COUNTY HEALTH DEPARTMENT		4	3	43%	7
CVS TX7288POCT DALLAS		6	1	14%	7
MEDEXPRESS URGENT CARE - GLENDALE		7			7
LPG PRIMARY CARE AT LABELLE		6	1	14%	7
LYNMOORE,THE		7			7
CVS PHARMACY #8800		5	2	29%	7
HEALTH CARE LABORATORY SERVICES		1	6	86%	7
PEDIATRICS URGENT CARE, LLC			7	100%	7
AVON PARK PEDIATRICS			7	100%	7
MY WELLNESS EXPRESS			7	100%	7
PROVIDENCE LABORATORY SERVICES		7			7

COVID-19: testing by laboratory

Data through Apr 20, 2021 verified as of Apr 21, 2021 at 09:25 AM

Data in this report are provisional and subject to change.

The numbers in the table below represent the number of Florida and non-Florida residents for whom test results were received by the Department of Health. A person can be tested by more than one laboratory and can have both positive and negative results. **Therefore, the sum of the numbers in each column will be larger than the total number of people tested.**

Reporting lab	Inconclusive	Negative	Positive	Percent positive	Total
CVS NC2313POCT RALEIGH		6	1	14%	7
NORTH FLORIDA MEDICAL CENTERS INC		1	6	86%	7
MINUTECLINIC DIAGNOSTIC OF RHODE ISLAN		7			7
TRUE HEALTH DIAGNOSTICS		1	6	86%	7
PENN MEDICINE PRINCETON MEDICAL CENTER		6	1	14%	7
NU WAVE MEDICAL CENTER			7	100%	7
CVS OH3458POCT BEAVERCREEK		7			7
AHMG LAKE NONA PRIMARY CARE		7			7
MEDEXPRESS URGENT CARE - STATE COLLEGE		5	2	29%	7
IAN C BOYKIN MD		4	3	43%	7
CARENOW URGENT CARE-SOUTHLAKE			7	100%	7
SKR MEDICAL ADVISORS		7			7
COMPLETE FAMILY CARE, LLC/UNIVERSITY OF SAINT MARY		7			7
FLORIDA SCHOOL FOR THE DEAF AND THE BLIND			7	100%	7
HERNANDO PASCO HOSPICE INC		6	1	14%	7
WYOMING COUNTY COMMUNITY HOSPITAL LABORATORY		7			7
OCALA FAMILY MEDICAL CENTER		7			7
BRADENTON PHYSICIANS MEDICAL CENTER			7	100%	7
MEDEXPRESS URGENT CARE-DUBOIS		7			7
FLORIDA DIGESTIVE AND LIVER SPECIALIST		7			7
BALTIMORE CITY HEALTH DEPT COMMUNICABLE DISEASES AND EPIDEMIOLOGY			7	100%	7
ADVENT HEALTH APOPKA		3	4	57%	7
CVS GA2236POCT WOODSTOCK		7			7
DALLAS COUNTY HEALTH AND HUMAN SERVICES			7	100%	7
MINUTECLINIC LLC # 3401		7			7
MEDEXPRESS URGENT CARE - WILLIAMSPORT		6	1	14%	7
CVS TX4397POCT CYPRESS		7			7
ENTRUST IMMEDIATE CARE			7	100%	7
LOUISIANA DEPT OF HEALTH			7	100%	7
COMMUNITY MEDICAL AND DENTAL CARE INC		7			7
CVS IL8747POCT CHICAGO		7			7
NYU WINTHROP HOSPITAL PATHOLOGY		7			7
CVS PA813POCT RICHBORO		7			7
GREENVILLE MEMORIAL HOSPITAL LAB			7	100%	7
CVS OH6123POCT CINCINNATI		5	2	29%	7
FLORIDA CANCER SPECIALISTS & RESEARCH INSTITUTE		6	1	14%	7
MINUTE CLINIC DIAGNOSTIC OF PENNSYLVANIA		7			7
COMPASSION PEDIATRIC URGENT CARE LLC		2	5	71%	7
DELAWARE DEPARTMENT OF HEATH		6	1	14%	7
PANCARE HEALTH - KATE SMITH ELEMENTARY		1	6	86%	7
PANCARE HEALTH - HOSFORD SCHOOL			7	100%	7
ADVENTHEALTH MEDICAL GROUP INTERNAL MEDICINE AT		2	5	71%	7
EL PARAISO HOME INC		7			7
VICTORIAN MANOR		2	5	71%	7
CVS OH3080POCT HUBER HEIGHTS		6	1	14%	7
CVS NM8918POCT ALBUQUERQUE		7			7
HENDRY/GLADES COUNTY HEALTH DEPARTMENT		6	1	14%	7

COVID-19: testing by laboratory

Data through Apr 20, 2021 verified as of Apr 21, 2021 at 09:25 AM

Data in this report are provisional and subject to change.

The numbers in the table below represent the number of Florida and non-Florida residents for whom test results were received by the Department of Health. A person can be tested by more than one laboratory and can have both positive and negative results. **Therefore, the sum of the numbers in each column will be larger than the total number of people tested.**

Reporting lab	Inconclusive	Negative	Positive	Percent positive	Total
GRACE WELLNESS CENTER LLC		6	1	14%	7
CVS MA1022POCT CAMBRIDGE		7			7
MINUTECLINIC DIAG OF IND LLC #8651		6	1	14%	7
SCHOOL OF PHARMACY AND PHARMACEUTICAL		7			7
MAINE DEPARTMENT OF HEALTH AND HUMAN SERVICES			7	100%	7
TERENCE B MITCHELL MD, INC		3	4	57%	7
MINUTECLINIC DIAGNOSTIC OF SC, LLC #4		7			7
COMPASSION PEDIATRICS		3	4	57%	7
KEYSTONE PLACE AT NAPLES PRESERVE		4	3	43%	7
KENDALL REGIONAL MEDICAL CNTR			7	100%	7
GRACE REHABILITATION CENTER OF VERO BEACH		4	3	43%	7
NELSON BIOLOGICAL			7	100%	7
CUMBERLAND HEIGHTS		7			7
MIAMI BEACH COMMUNITY HEALTH CENTER INC			7	100%	7
BAYCARE ALLIANT HOSPITAL			7	100%	7
DIAGNOSTIC & MEDICAL SPECIALISTS OF GREENWICH		5	2	29%	7
FLORIDA HOSPITAL KISSIMMEE		4	3	43%	7
OPTUM PRIMARY CARE - FOUNTAIN OAKS		3	4	57%	7
EXPICARE NURSING AGENCY, INC		5	2	29%	7
PALM GARDEN OF SUN CITY			7	100%	7
QUE		4	3	43%	7
MEDEXPRESS URGENT CARE - HOT SPRINGS		7			7
LEVY COUNTY SHERRIF'S DEPT			7	100%	7
HEARTLAND PEDIATRICS OF LAKE PLACID			7	100%	7
CVS GA7064POCT STOCKBRIDGE		7			7
Parkside Villa		7			7
Heartland Healthcare Center Boca Raton		2	5	71%	7
LAWTON CHILES HEALTH CENTER		1	6	86%	7
NORTHERN DUTCHESS HOSPITAL LABORATORY		5	2	29%	7
MINUTECLINIC DIAG OF IND LLC #6998		6	1	14%	7
BROWNE MEDICAL LLC		5	2	29%	7
GULF COAST PEDIATRICS OF SARASOTA PA		1	6	86%	7
GENTRY PARK ORLANDO ASSISTED LIVING		6	1	14%	7
JUPITER ISLAND PUBLIC SAFETY		5	2	29%	7
TERRACINA LLC		1	6	86%	7
CVS NY549POCT RIDGEWOOD		4	3	43%	7
MINUTE CLINIC DIAGNOSTIC OF VIRGINIA, LLC #7543		7			7
Highland Pines Health and Rehab		7			7
SOUTHEAST GEORGIA HEALTH SYSTEM, INC D		7			7
WATAUGA MEDICAL CENTER		4	3	43%	7
SOUTH COM HEALTH CLINIC, DEPT. OF THE ARMY		7			7
WILDLIGHT LAB			7	100%	7
IXI WELLNESS DALLAS, LLC		7			7
BROOKDALE LAKE ORIENTA			7	100%	7
DOCTORS CLINICAL LABORATORY, INC		5	2	29%	7
NORTHSIDE GWINNETT HOSPITAL		6	1	14%	7
EMORY JOHNS CREEK HOSPITAL		7			7

COVID-19: testing by laboratory

Data through Apr 20, 2021 verified as of Apr 21, 2021 at 09:25 AM

Data in this report are provisional and subject to change.

The numbers in the table below represent the number of Florida and non-Florida residents for whom test results were received by the Department of Health. A person can be tested by more than one laboratory and can have both positive and negative results. **Therefore, the sum of the numbers in each column will be larger than the total number of people tested.**

Reporting lab	Inconclusive	Negative	Positive	Percent positive	Total
MEDEXPRESS URGENT CARE-NESHANNOCK TWP		6	1	14%	7
CRESTWOOD MEDICAL CENTER		5	2	29%	7
CARENOW URGENT CARE-MADISON		7			7
MINUTECLINIC, LLC #1796		6	1	14%	7
CVS MINUTE CLINIC DIAG OF IND LLC #5206		6	1	14%	7
FLORIDA HEALTHCARE OF ORLANDO		1	5	83%	6
URGENT CARE HOUSECALLS PA		5	1	17%	6
EXCEL URGENT CARE OF PARAMUS LLC		6			6
PRINCETON BMC LABORATORY		6			6
PENN NURSING CENTER		6			6
BENEVA LAKES HEALTHCARE & REHAB CENTER			6	100%	6
UNIVERISTY OF MIAMI			6	100%	6
DIXIE COUNTY EMERGENCY SERVICES			6	100%	6
TAMIAMI LAB MILLENIUM			6	100%	6
MEDICAL CENTER AT OCEAN REEF		1	5	83%	6
MINUTECLINIC 7196		5	1	17%	6
ALL4KIDZ PEDIATRICS LLC		3	3	50%	6
FLORIDA DEPARTMENT OF HEALTH IN SARASOTA COUNTY		5	1	17%	6
WAKEMED		1	5	83%	6
ADVENTHEALTH CAR CENTER APOPKA			6	100%	6
LOS ALAMOS NATIONAL LABORATORY		6			6
ENIGMA DIAGNOSTIC, INC.			6	100%	6
PELICAN LANDING		1	5	83%	6
OURMED		5	1	17%	6
MEDEXPRESS URGENT CARE - HUNTINGTON WE		6			6
MINUTECLINIC, LLC #1452		6			6
BROWARD TRANSITIONAL CENTER			6	100%	6
MEDEXPRESS URGENT CARE - WEIRTON		6			6
MD NOW MEDICAL CENTER			6	100%	6
LEE COMMUNITY HEALTHCARE INC DUNBAR		6			6
Madison Health & Rehabilitation		6			6
MEDEXPRESS URGENT CARE - MBURG COMMONS		5	1	17%	6
MEDEXPRESS URGENT CARE - PRINCETON		5	1	17%	6
MIAMI RESCUE MISSION CLINIC INC			6	100%	6
ADVANCED URGENT CARE OF MARATHON		1	5	83%	6
BETHESDA COMMUNITY HEALTH CENTER			6	100%	6
MANATEE MEMORIAL HOSPITAL CLINICAL LABORATORY			6	100%	6
CVS TX1104POCT ALLEN		6			6
DEPARTMENT OF HEALTH AND HUMAN SERVICES STATE OF NEW HAMPSHIRE			6	100%	6
ADVENTHEALTH CELEBRATION EMPLOYEE CLINIC		6			6
SANITAS LAUDERDALE LAKES			6	100%	6
VIERA PEDIATRICS		1	5	83%	6
BROOKDALE CLERMONT			6	100%	6
JERSEY SHORE MEDICAL CENTER		6			6
PLEASANTVILLE OF SEBASTIAN LLC			6	100%	6
ANTHONY-BROWN PHARMACY		6			6
CVS IN6654POCT INDIANAPOLIS		5	1	17%	6

COVID-19: testing by laboratory

Data through Apr 20, 2021 verified as of Apr 21, 2021 at 09:25 AM

Data in this report are provisional and subject to change.

The numbers in the table below represent the number of Florida and non-Florida residents for whom test results were received by the Department of Health. A person can be tested by more than one laboratory and can have both positive and negative results. **Therefore, the sum of the numbers in each column will be larger than the total number of people tested.**

Reporting lab	Inconclusive	Negative	Positive	Percent positive	Total
MAXCARE CLINIC			6	100%	6
CVS NC5532POCT SUMMERFIELD		6			6
ATLANTIC COMMUNITY HIGH SCHOOL		5	1	17%	6
CENTRAL FLORIDA PRIMARY CARE			6	100%	6
CVS NATIONAL HARBOR MD2297714CV		6			6
UT MEMPHIS UNIVERSITY HEALTH SERVICES			6	100%	6
FLORIDA DEPARTMENT OF HEALTH IN MIAMI DADE COUNTY		5	1	17%	6
FAMILY TREE PRIMARY CARE		5	1	17%	6
UNILAB		2	4	67%	6
CVS OH2518POCT COLUMBUS		5	1	17%	6
HEARTLAND HOME HEALTH CARE		6			6
MILLER COUNTY HOSPITAL		6			6
MEDEXPRESS URGENT CARE - IRVING		6			6
CHILDREN'S HOSPITAL OF PHILADELPHIA		5	1	17%	6
MINUTECLINIC DIAGNOSTIC OF TN PC #442		4	2	33%	6
CVS IN8669POCT INDIANAPOLIS		5	1	17%	6
SCOTTS PHARMACY		5	1	17%	6
AMERICAN HEALTH ASSOC. LABORATORY SOUTH		4	2	33%	6
FYZAMEDICAL, LLC		6			6
PATHGROUP LABS, LLC		4	2	33%	6
ORLANDO HEALTH PHYSICIAN GROUP			6	100%	6
MINUTECLINIC MINUTECLINIC #3665		6			6
Oakwood - North Baldwins Center for Living		6			6
TEXAS MEDCLINIC			6	100%	6
CVS MA2401POCT MARSHFIELD		5	1	17%	6
THE PALMS REHABILITATION AND HEALTHCARE CENTER		5	1	17%	6
CITIZENS BAPTIST MEDICAL CENTERS LAB		5	1	17%	6
FAMILY CARE MEDICAL CENTER			6	100%	6
CVS MINUTE CLINIC DIAGNOSTIC OF TEXAS		5	1	17%	6
CVS TX10140POCT THE WOODLANDS		5	1	17%	6
PREMIER FAMILY HEALTH PA			6	100%	6
CORONA NYC LAB		6			6
CVS TX2263POCT SAN ANTONIO		6			6
UF HEALTH PATHOLOGY LABORATORIES			6	100%	6
SARASOTA PERSONAL MEDICINE		4	2	33%	6
PROGRESS PHARMACY INC		1	5	83%	6
MINUTECLINIC MINUTECLINIC #921		6			6
FLORIDA DEPARTMENT OF HEALTH SEMINOLE COUNTY		1	5	83%	6
MEDEXPRESS URGENT CARE - WAXAHACHIE, N HIGHWAY 77		4	2	33%	6
ADVENTHEALTH MEDICAL GROUP INTERNAL MEDICINE		5	1	17%	6
NEUROSCIENCE AND SPINE ASSOCIATES, PL		5	1	17%	6
Advanced Care Center			6	100%	6
CONCENTRA			6	100%	6
NORTH FLORIDA PEDIATRICS JASPER			6	100%	6
CDRX INFUSION			6	100%	6
LPG COCONUT POINT - FAMILY/ INTERNAL MEDICINE		6			6
PRESBYTERIAN HOME		6			6

COVID-19: testing by laboratory

Data through Apr 20, 2021 verified as of Apr 21, 2021 at 09:25 AM

Data in this report are provisional and subject to change.

The numbers in the table below represent the number of Florida and non-Florida residents for whom test results were received by the Department of Health. A person can be tested by more than one laboratory and can have both positive and negative results. **Therefore, the sum of the numbers in each column will be larger than the total number of people tested.**

Reporting lab	Inconclusive	Negative	Positive	Percent positive	Total
SHEEPSHEAD BAY URGENT CARE		6			6
CENTREX CLINICAL LABS INC		6			6
LEWIS COUNTY MANOR		6			6
CVS PA5241POCT CHALFONT		6			6
DANIEL M LIBBY MD PLLC		6			6
COVID RAPID LABS		1	5	83%	6
FLORIDA WOMAN CARE LABORATORY			6	100%	6
COLISEUM MED CTR LLC/COLISEUM MED CTRS		5	1	17%	6
Hiawatha Care Center		6			6
MARSHALL MEDICAL CENTER SOUTH LAB		5	1	17%	6
IVY ROSEN MD PLLC		6			6
FIRST COAST CARDIOVASCULAR INSTITUTE PA			6	100%	6
REDMED OF CROSSTOWN		3	3	50%	6
COMPUNET CLINICAL LAB			6	100%	6
MEDEXPRESS URGENT CARE SHADYSIDE		5	1	17%	6
CVS SC5479POCT INDIAN LAND		6			6
SAINT PETER'S UNIVERSITY HOSPITAL		6			6
PANCARE HEALTH - ALTHA PUBLIC			6	100%	6
MEDEXPRESS URGENT CARE-HERSHEY		5	1	17%	6
MEDEXPRESS URGENT CARE MURRYSVILLE		4	2	33%	6
TIMBER CREEK PEDIATRICS		6			6
TALLAHASSEE MEMORIAL HEALTHCARE			6	100%	6
THE CLINIC PREMISE HEALTH			6	100%	6
AMERICAN EAGLE LEESBURG AL LLC DBA VISTA LAKE			6	100%	6
JOSEF SCHENKER, MD, PC		6			6
CVS MA957POCT WEST SPRINGFIELD		6			6
Centrastate Medical Center		5	1	17%	6
BROWARD COUNTY HEALTH DEPT.			6	100%	6
LEHIGH REGIONAL MEDICAL CENTER LABORATORY		3	3	50%	6
MEDI PARTNERS OF S FLORIDA LLC		6			6
HUNTERS CREEK PEDIATRICS		6			6
PHYSICIANS URGENT CARE BERRY FARMS		4	2	33%	6
SOUTHERN OCEAN MEDICAL CENTER		6			6
TULLAHOMA HMA, LLC		5	1	17%	6
WELLSTAR ATLANTA MEDICAL CENTER LABORA		5	1	17%	6
MCR HEALTH LAWTON CHILES ADMINISTRATION STE A		1	5	83%	6
CURATIVE CARE CENTER INC		1	5	83%	6
SOUTHEASTERN DERMATOLOGY GROUP PA		5	1	17%	6
BNR PHARMACY INC		6			6
GENESIS FAMILY PRACTICE		3	3	50%	6
DAVISON HEALTH CENTER WESLEYAN UNIVERS		6			6
QUICK CARE MED WALK IN AND URGENT CARE			6	100%	6
ASCENSION ST VINCENT'S CLAY COUNTY			6	100%	6
CVS TX7821POCT LEAGUE CITY		6			6
CVS KY4779POCT LOUISVILLE		4	2	33%	6
BAYSHORE POINTE NURSING AND REHAB CENTER			6	100%	6
ADVENT HEALTH - TUSKAWILLA		4	2	33%	6

COVID-19: testing by laboratory

Data through Apr 20, 2021 verified as of Apr 21, 2021 at 09:25 AM

Data in this report are provisional and subject to change.

The numbers in the table below represent the number of Florida and non-Florida residents for whom test results were received by the Department of Health. A person can be tested by more than one laboratory and can have both positive and negative results. **Therefore, the sum of the numbers in each column will be larger than the total number of people tested.**

Reporting lab	Inconclusive	Negative	Positive	Percent positive	Total
UT SOUTHWESTERN MEDICAL CENTER			6	100%	6
PR HEALTH		1	5	83%	6
TRUSTBRIDGE			6	100%	6
CELAL GUROL ERBAY, MD			6	100%	6
Kennedy University Hospital		5	1	17%	6
MINUTECLINIC DIAGNOSTIC OF KENTUCKY		6			6
CVS NV2928POCT LAS VEGAS		6			6
RAPID MEDLAB (004MO)		5	1	17%	6
URGENT TEAM - MUSCLE SHOALS		6			6
Northwell Lab		2	4	67%	6
CVS MI8049POCT WATERFORD		5	1	17%	6
DOCTORS OFFICE OF NEW JERSEY		6			6
HOLLY HILL HOME INFUSION SERVICE		5	1	17%	6
PALMETTO HEALTH ALLIANCE		3	3	50%	6
LUMADOC HEALTH		4	2	33%	6
MOUNT SINAI BROOKLYN LABORATORY		5	1	17%	6
ELITE MEDICAL CENTER		1	5	83%	6
NON-US			6	100%	6
PROHEALTH MED		1	5	83%	6
CVS PA1379POCT LANSDALE		5	1	17%	6
STATEN ISLAND CHAI CARE		5	1	17%	6
CVS SC5550POCT CLOVER		5	1	17%	6
WIREGRASS MEDICAL CENTER			6	100%	6
UNILAB OF DADE INC			6	100%	6
MEDEXPRESS URGENT CARE-PITTSFIELD		6			6
CAMELLIA AT DEERWOOD		2	4	67%	6
BETH ISRAEL DEACONESS MEDICAL CENTER			6	100%	6
CVS PA1296POCT DREXEL HILL		4	2	33%	6
MEDEXPRESS URGENT CARE-SCOTT TOWNSHIP		5	1	17%	6
INDIANA STATE DEPARTMENT OF HEALTH LABORATORIES			6	100%	6
REVA INC		2	4	67%	6
SV DIAGNOSTIC LAB			6	100%	6
CVS NC6402POCT DAVIDSON		4	2	33%	6
Kroger 673 - The Little Clinic Dallas		5	1	17%	6
CALIFORNIA DEPARTMENT OF PUBLIC HEALTH		1	5	83%	6
MEDEXPRESS URGENT CARE - LEDGEWOOD		5	1	17%	6
CLINICAL CARE ASSOCIATES			6	100%	6
XPRESS URGENT CARE LLC		6			6
LAKEVIEW TERRACE HOME HEALTH SERVICES LLC			6	100%	6
AFC/DOCTORS EXPRESS NORTH BERGEN		4	2	33%	6
MCKENZIE-WILLAMETTE MEDICAL CENTER LAB		6			6
MINUTECLINIC, LLC #07852		5	1	17%	6
BOCA VIPEDIATRICS			6	100%	6
CAPITAL HEALTH PLAN LABORATORIES			6	100%	6
BOONE DRUG & HEALTHCARE AT DEERFIELD			6	100%	6
OVIEDO CHILDRENS HEALTH CENTER LLC		1	5	83%	6
SANTOS REHABILITATION CENTER INC			6	100%	6

COVID-19: testing by laboratory

Data through Apr 20, 2021 verified as of Apr 21, 2021 at 09:25 AM

Data in this report are provisional and subject to change.

The numbers in the table below represent the number of Florida and non-Florida residents for whom test results were received by the Department of Health. A person can be tested by more than one laboratory and can have both positive and negative results. **Therefore, the sum of the numbers in each column will be larger than the total number of people tested.**

Reporting lab	Inconclusive	Negative	Positive	Percent positive	Total
PALM HARBOR DERMATOLOGY		4	2	33%	6
CVS NJ2815POCT E BRUNSWICK		4	2	33%	6
DISCOVERY VILLAGE AT DEERWOOD			6	100%	6
WG WINDSOR WOODS SH LLC		6			6
THE WINDSOR OF OCALA		2	4	67%	6
CAREWELL 301 - WARWICK			6	100%	6
ARLINGTON OF NAPLES		6			6
New York Harbor Harbor HCS - Brooklyn Campus		6			6
LRHS Southeastern University		4	2	33%	6
FLORIDA MEDICAL SPECIALISTS		2	4	67%	6
COVID TESTING LLC			6	100%	6
MERCY COLLEGE HEALTH OFFICE		6			6
Bon Secours Place		5	1	17%	6
PUBLIC HEALTH LAB		6			6
CVS TX8322POCT AUSTIN		6			6
FLEET LANDING			6	100%	6
ELITE MD GROUP INC		2	4	67%	6
MINUTECLINIC LLC #5041		2	4	67%	6
GUTHRIE MEDICAL GROUP LABORATORIES		6			6
AMERICAN MEDICAL RESPONSE - DENVER		3	3	50%	6
RIVER CITY PRIMARY AND URGENT CARE			6	100%	6
AARK LABORATORY		6			6
MEDEXPRESS URGENT CARE - ELM GROVE		5	1	17%	6
MINUTECLINIC DIAGNOSTICS OF IND LLC		3	3	50%	6
SUNSHINE STATE DIALYSIS			6	100%	6
GENTLE MEDICINE ASSOCIATES / DR. REGINE BATAILLE		6			6
MINUTECLINIC #2797		6			6
MARCO ISLAND MEDICAL CENTER			6	100%	6
ALLEGRO FLEMING ISLAND		1	5	83%	6
RURAL HEALTH CARE INC			6	100%	6
MINUTECLINIC DIAGNOSTIC OF VIRGINIA, LLC		6			6
VILLAGES HEALTH, THE		4	2	33%	6
ADVENTHEALTH MEDICALGROUP PEDIATRICS AT ORLANDO		6			6
MEDEXPRESS - NEWARK		6			6
URGENT TEAM - NASHVILLE		5	1	17%	6
CVS IN6713POCT BLOOMINGTON		6			6
HELIX KH UC		1	5	83%	6
MEASE CONTINUING CARE		3	2	40%	5
MINUTECLINIC DIAGNOSTIC OF VIRGINIA, LLC #1980		3	2	40%	5
CVS MD1515POCT LEONARDTOWN		4	1	20%	5
CVS SC1540POCT MYRTLE BEACH		4	1	20%	5
CVS IL8751POCT CHICAGO		5			5
RHEA MEDICAL CENTER		5			5
LAKE COUNTY DETENTION CENTER		3	2	40%	5
Samuel S. Stratton VAMC		5			5
WOODHULL MEDICAL AND MENTAL HEALTH CTR		5			5
LAKEVIEW HEALTHCARE SYSTEM LLC			5	100%	5

COVID-19: testing by laboratory

Data through Apr 20, 2021 verified as of Apr 21, 2021 at 09:25 AM

Data in this report are provisional and subject to change.

The numbers in the table below represent the number of Florida and non-Florida residents for whom test results were received by the Department of Health. A person can be tested by more than one laboratory and can have both positive and negative results. **Therefore, the sum of the numbers in each column will be larger than the total number of people tested.**

Reporting lab	Inconclusive	Negative	Positive	Percent positive	Total
ABSOLUTE HEALTH		5			5
MED EXPRESS URGENT CARE PC - MARYLAND		4	1	20%	5
MINUTECLINIC # 21110		3	2	40%	5
REHABILITATION CENTER AT JUPITER GARDENS		5			5
OPTUMCARE FLORIDA, LLC		3	2	40%	5
SHIELDT3 LLC		5			5
ELDER ALTERNATIVES INC		3	2	40%	5
RUSSELL SAGE COLLEGE WELLNESS CENTER		5			5
SONATA VERO BEACH		5			5
PRL NYC PANDEMIC RESPONSE LAB			5	100%	5
NORTHSIDE MEDICAL CENTER		5			5
DEPARTMENT OF HEALTH AND HUMAN SERVICES DIVISION OF BEHAVIORAL HEALTH		1	4	80%	5
FHPG FAMILY MEDICAL CENTER OF TAMPA BAY		1	4	80%	5
MARTHA A PRICE MD PA		2	3	60%	5
LAFAYETTE NURSING AND REHAB			5	100%	5
MINUTECLINIC DIAG OF IND LLC #6840		5			5
NEW YORK PHYSICIANS LLP		5			5
INFECTION CONTROL/ EMPHEALTH		3	2	40%	5
THONOTOSASSA COMMUNITY HEALTH CENTER		1	4	80%	5
BEACH HOUSE		5			5
LAKE MARY HEALTH AND REHABILITATION CENTER		1	4	80%	5
CVS MA1852POCT MEDWAY		5			5
JUPITER ISLAND MEDICAL CLINIC INC		5			5
APOLLO GARDENS RETIREMENT RESIDENCE CARE		5			5
CVS IN5696POCT FORT WAYNE		5			5
XRL SXF REF LAB		5			5
RUSH UNIVERSITY MEDICAL CENTER LABORATORY			5	100%	5
REELFOOT FAMILY WALK IN CLINIC		4	1	20%	5
FORSYTH HOUSE			5	100%	5
MEDEXPRESS URGENT CARE - MOUNTAIN HOME		4	1	20%	5
RIO PINAR HEALTH CARE			5	100%	5
CVS ME329POCT PORTLAND		5			5
PARADIGM LABORATORIES			5	100%	5
Kroger 099 - The Little Clinic Fort Collins		5			5
CVS MA1845POCT WILMINGTON		4	1	20%	5
FRESENIUS KIDNEY CARE SOUTH ORLANDO			5	100%	5
MINIUTECLINIC DIAG OF IND, LLC #6553		5			5
CVS SC4122POCT TAYLORS		5			5
Edward Hines, Jr. VA Hospital		4	1	20%	5
CVS PA2688POCT COLLEGEVILLE		5			5
CARENOW URGENT CARE - WINTER SPRINGS		4	1	20%	5
HILLSBOROUGH COUNTY HEALTH DEPARTMENT			5	100%	5
CVS AZ9210POCT SCOTTSDALE		5			5
NORTH DADE NURSING AND REHABILITATION CENTER			5	100%	5
MEDEXPRESS URGENT CARE FOX CHAPEL		5			5
BROOKDALE WEST BOYNTON BEACH		5			5
RELIANT IMMUNE DIAGNOSTICS			5	100%	5

COVID-19: testing by laboratory

Data through Apr 20, 2021 verified as of Apr 21, 2021 at 09:25 AM

Data in this report are provisional and subject to change.

The numbers in the table below represent the number of Florida and non-Florida residents for whom test results were received by the Department of Health. A person can be tested by more than one laboratory and can have both positive and negative results. **Therefore, the sum of the numbers in each column will be larger than the total number of people tested.**

Reporting lab	Inconclusive	Negative	Positive	Percent positive	Total
BAYSHORE LABORATORY		4	1	20%	5
TIFT REGIONAL HLTH SYSTEM, INC DBA SOU		5			5
INVERNESS FAMILY CARE HIGH RISK PLLC			5	100%	5
DEPARTMENT OF HEALTH AND HUMAN SERVICES LANSING			5	100%	5
WESTMINSTER SHORES			5	100%	5
PRECISION DIAGNOSTICS INC - NJ		5			5
CVS TX5877POCT PEARLAND		5			5
MEDICAL UNIVERSITY SC HOSPITAL			5	100%	5
CVS CT718POCT ANSONIA		5			5
FLORIDA HOSPITAL LAKE MARY		5			5
CVS IL8750POCT CHICAGO		3	2	40%	5
FRESENIUS MEDICAL CARE			5	100%	5
MINUTECLINIC, LLC #7139		5			5
MORGAN STANLEY HEALTH CENTER		5			5
QUINTON MEMORIAL HEALTH CARE CENTER		5			5
PINECREST PEDIATRICS GROUP LLC			5	100%	5
MEDEXPRESS URGENT CARE - BRIDGEVILLE		5			5
EAST BANK HOSPITAL - UNIVERSITY OF MINNESOTA MEDICAL CENTER			5	100%	5
PRECISION LABS LLC		2	3	60%	5
HENDRY REGIONAL CONVENIENT CARE CENTER			5	100%	5
SARASOTA IMMEDIATE CARE			5	100%	5
UNIVERSITY OF MIAMI / SCCC RESEARCH LABORATORY			5	100%	5
INTERNAL MEDICINE & PRIMARY CARE ASSOCIATES, PLC			5	100%	5
PIEDMONT HENRY HOSPITAL, INC		5			5
BUEN PASTOR MEDICAL CENTER, INC			5	100%	5
AEL KNOXVILLE			5	100%	5
PUTNAM HOSPITAL CENTER LABORATORY		5			5
WHITE WILSON MEDICAL CENTER - FWB		1	4	80%	5
BAPTIST HOSPITAL EMPLOYEE HEALTH OFF			5	100%	5
CVS OH10893POCT PARMA		2	3	60%	5
FLORIDA CLINICAL LABORATORY - BIOREFERENCE LABORATORIES		2	3	60%	5
SJH			5	100%	5
CLINICAL CARE INC			5	100%	5
DOCTORS HOSPITAL OF AUGUSTA		5			5
CVS MA1095POCT AMHERST		4	1	20%	5
Hillspring of Springboro		5			5
MEDEXPRESS URGENT CARE - FREDERICK		5			5
SPRINGHILL SENIOR RESIDENCE		5			5
ADVENT HEALTH MEDICAL GROUP		4	1	20%	5
GEISINGER MEDICAL CENTER		2	3	60%	5
USCG SECTOR ST PETE		1	4	80%	5
OCHSNER MEDICAL CENTER			5	100%	5
THE DOCTORS CENTER HEALTHCARE-SOUTHSIDE		1	4	80%	5
DIAGNOSTECHS		4	1	20%	5
CVS MA2172POCT NORTH GRAFTON		5			5
CVS TN7698POCT KNOXVILLE		5			5
CYPRESS CREEK MEDICAL CENTER			5	100%	5

COVID-19: testing by laboratory

Data through Apr 20, 2021 verified as of Apr 21, 2021 at 09:25 AM

Data in this report are provisional and subject to change.

The numbers in the table below represent the number of Florida and non-Florida residents for whom test results were received by the Department of Health. A person can be tested by more than one laboratory and can have both positive and negative results. **Therefore, the sum of the numbers in each column will be larger than the total number of people tested.**

Reporting lab	Inconclusive	Negative	Positive	Percent positive	Total
MINUTE CLINIC, LLC #1434		5			5
INDIAN RIVER PRIMARY CARE PA		5			5
ALPHADERA LABS, LLC			5	100%	5
MEDICAL CENTER OF BLOUNTSTOWN			5	100%	5
MEDEXPRESS URGENT CARE- COLUMBIA HEIGH		5			5
ATLANTA PLUS URGENT CARE			5	100%	5
UPMC HEALTH SYSTEM		4	1	20%	5
MASSASHUSETTS STATE LAB INSTITUTE		2	3	60%	5
CAPE COD HOSPITAL			5	100%	5
HEART OF FLORIDA HEALTH CENTER INC		1	4	80%	5
PEDIATRICS OF CENTRAL FLORIDA – POINCIANA		3	2	40%	5
CVS NC3853POCT BURLINGTON		4	1	20%	5
CVS MA507POCT LEOMINSTER		4	1	20%	5
COLUMBIA MEMORIAL HOSPITAL LABORATORY		5			5
UNIVERSITY COMMUNITY HOSPITAL		3	2	40%	5
LIFEPLUS HEALTHCARE GROUP INC		5			5
KEYSTONE REHABILITATION AND HEALTH CENTER		1	4	80%	5
CVS MA447POCT NORTHAMPTON		3	2	40%	5
INNOVATIVE COVID-DIVERSEY			5	100%	5
ST JOHNS BIOMEDICAL LAB		5			5
FALLSBURG CHAI		5			5
CVS AZ10150POCT PHOENIX		4	1	20%	5
EAST CENTRAL FLORIDA OUT PATIENT IMAGING			5	100%	5
MINNESOTA DEPARTMENT OF HEALTH PUBLIC HEALTH LABORATORY DIVISION	1		4	80%	5
CARL R DARNALL ARMY MEDICAL CENTER			5	100%	5
RIVERVIEW ALF OPERATOR LLC			5	100%	5
MIZELL MEMORIAL HOSPITAL			5	100%	5
MERCY URGENT CARE			5	100%	5
WATERTOWN URGENT CARE PLLC		5			5
ADVICE FOR OPTIMAL WELLNESS		2	3	60%	5
WALGREENS# 00323		5			5
GENTLE HANDS MOBILE PHLEBOTOMY			5	100%	5
FRANCES WARDE MEDICAL LABORATORY		2	3	60%	5
CVS MINUTE CLINIC DIAGNOSTIC MED GRP OF CAL		5			5
TANNER MEDICAL CENTER EAST AL		5			5
SOUTHEAST GEORGIA PHYSICIAN ASSOCIATES		4	1	20%	5
PEDIATRIC URGENT HEALTH CARE			5	100%	5
LEVY COUNTY DEPT. OF PUBLIC SAFETY		2	3	60%	5
SIGNATURE URGENT CARE			5	100%	5
REGIONAL MEDICAL CENTER BAYONET POINT			5	100%	5
NORTHWOOD UNIVERSITY-BENNETT SPORTS CENTER		5			5
INVESCLINIC US, LLC		5			5
FLORIDA DEPARTMENT OF HEALTH - INVERNESS		3	2	40%	5
WEST PACIFIC MEDICAL LABORATORY			5	100%	5
MEDEXPRESS URGENT CARE HUNTINGTON		5			5
NORTH SHORE HEMATOLOGY-ONCOLOGY ASSOCIATES, PC		5			5
PHOEBE PUTNEY MEMORIAL HOSPITAL		5			5

COVID-19: testing by laboratory

Data through Apr 20, 2021 verified as of Apr 21, 2021 at 09:25 AM

Data in this report are provisional and subject to change.

The numbers in the table below represent the number of Florida and non-Florida residents for whom test results were received by the Department of Health. A person can be tested by more than one laboratory and can have both positive and negative results. **Therefore, the sum of the numbers in each column will be larger than the total number of people tested.**

Reporting lab	Inconclusive	Negative	Positive	Percent positive	Total
MINUTECLINIC DIAGNOSTIC OF PENNSYLVAN		4	1	20%	5
HEALTHCARE NETWORK OF SOUTHWEST FLORIDA			5	100%	5
FINLAY		1	4	80%	5
MINUTECLINIC, LLC #1431		4	1	20%	5
INSTANT MEDICAL CARE CENTER		4	1	20%	5
MEDEXPRESS URGENT CARE LAVALE		5			5
FLAGLER HEALTH SERVICES INC			5	100%	5
PM PEDIATRICS OF SELDEN		3	2	40%	5
WILSON PEDIATRICS			5	100%	5
MIAMI MEDICAL CONSULTANT PA			5	100%	5
HUNT CLUB MEDICAL CARE			5	100%	5
MENORAH MANOR			5	100%	5
UNIVERISTY OF MEMPHIS ATHLETIC TRAINI		5			5
QUATRACOR PLLC		5			5
Life Care Center of Estero			5	100%	5
DAVENPORT PEDIATRICS PA		1	4	80%	5
MARION COUNTY FIRE RESCUE		3	2	40%	5
OMNICARE PHARMACY OFTEXAS 1, LP DBA OMNICARE		5			5
BROOKDALE NEW PORT RICHEY			5	100%	5
WINCHESTER MEDICAL CENTER			5	100%	5
CVS NH6596POCT HAMPTON		5			5
PATIENT FIRST - LEESBURG			5	100%	5
MEDEXPRESS URGENT CARE - BECKLEY CROSS		4	1	20%	5
HELIX DIAGNOSTIX		2	3	60%	5
CELERION			5	100%	5
UCF STUDENT HEALTH SERVICES LABORATORY		2	3	60%	5
MINUTECLINIC DIAG OF IND, LLC #6910		5			5
UNIVERSITY OF CHICAGO MEDICAL CENTER LAB			5	100%	5
THE UNIVERSITY OF VERMONT MEDICAL CENTER		4	1	20%	5
POWERS PEDIATRICS			5	100%	5
SEMINOLE COUNTY CORRECTIONAL FACILITY		1	4	80%	5
BIOTECH CLINICAL LABORATORY			5	100%	5
MEDEXPRESS URGENT CARE MARTINSBURG		3	2	40%	5
CHAMPLAIN VALLEY PHYSICIANS HOSPITAL		3	2	40%	5
STEUBEN COUNTY PUBLIC HEALTH		5			5
JOE DIMAGGIO CHILDREN'S HOSPITAL		1	4	80%	5
MINUTECLINIC DIAG OF IND, LLC #10190		5			5
MINUTECLINIC, DIAGNOSTIC OF TEXAS, LLC		5			5
MEDEXPRESS URGENT CARE, CHAMBERSBURG		4	1	20%	5
BOROPARK URGENT CARE		4	1	20%	5
CVS NC2771POCT CLAYTON		4	1	20%	5
CVS NV408817POCT LAS VEGAS		1	4	80%	5
MINUTECLINIC DIAG OF IND, LLC #8645		5			5
KETTERING HEALTH			5	100%	5
CLINICAL PATHOLOGY LABORATORIES			5	100%	5
DOCS URGENT CARE		1	4	80%	5
VEIL VALLEY MEDICAL CENTER			5	100%	5

COVID-19: testing by laboratory

Data through Apr 20, 2021 verified as of Apr 21, 2021 at 09:25 AM

Data in this report are provisional and subject to change.

The numbers in the table below represent the number of Florida and non-Florida residents for whom test results were received by the Department of Health. A person can be tested by more than one laboratory and can have both positive and negative results. **Therefore, the sum of the numbers in each column will be larger than the total number of people tested.**

Reporting lab	Inconclusive	Negative	Positive	Percent positive	Total
CAREHERE LCS- EUSTIS			5	100%	5
JACKSON SOUTH COMMUNITY HOSPITAL LAB			5	100%	5
FAMILY TREE DNA			5	100%	5
THE RETREAT AT PORT ORANGE			5	100%	5
MEDEXPRESS - COLLINSVILLE BELT LINE		3	2	40%	5
LIVING WATERS MEDICAL CENTER			5	100%	5
ALLIANCE FOR MULTISPECIALTY RESEARCH		5			5
CARENOW URGENT CARE - CENTRAL AUSTIN		1	4	80%	5
SOUTH FLORIDA FAMILY HEALTH & RESEARCH CTR			5	100%	5
PIEDMONT HOSPITAL LAB			5	100%	5
LAKE NONA PEDIATRICS IN ASSOCIATION WITH NEMOURS		5			5
BAYCARE MEDICAL GROUP, INC		5			5
BLUETAIL MEDICAL GROUP, LLC		4	1	20%	5
EAST SIDE CLINICAL LABORATORY		4	1	20%	5
FLORIDA PRIMARY CARE AND SPORTS MEDICINE INC		2	3	60%	5
PRINCIPLE HOSPICE SERVICE, LLC			5	100%	5
FIFTH AVENUE PEDIATRICS		3	2	40%	5
Englewood Health Care Center		5			5
ENT AND ALLERGY ASSOCIATES OF FLORIDA, LLC			5	100%	5
QUEST DIAGNOSTICS PSC		1	4	80%	5
WILLOW CREEK RETIREMENT CENTER		5			5
PHYSICIANS IMMEDIATE CARE ELGIN			5	100%	5
Army Residence Community		5			5
MID - FLORIDA PATHOLOGY LLC		1	4	80%	5
NIBHA MEDIRATTA MD PL			5	100%	5
CVS OH3393POCT AURORA		4	1	20%	5
MD ANDERSON CANCER CENTER DI BAY AREA			5	100%	5
MEDEXPRESS URGENT CARE - LOGAN		5			5
COOPER HOSPITAL/UNIVERSITY MEDICAL		5			5
QUALITY MEDICAL CARE			5	100%	5
PEDIATRICS OF ALTAMONTE		5			5
CENTRAL JERSEY URGENT CARE OF BROWN MI		5			5
DICKSON MEDICAL ASSOCIATES PC PATH LAB		4	1	20%	5
MINUTECLINIC DIAGNOSTIC OF OHIO #6139		5			5
MIAMI CANCER INSTITUTE			5	100%	5
BROWARD MEDICAL AND URGENT CARE		5			5
NATURE COAST PRIMARY CARE LAB LLC		1	4	80%	5
AHC Decatur County		5			5
PIEDMONT NEWNAN HOSPITAL		4	1	20%	5
AHF PUBLIC HEALTH LABORATORY			5	100%	5
SUTTER TRACY COMMUNITY HOSPITAL			5	100%	5
CVS PA10034POCT PITTSBURGH		5			5
Enterprise Health and Rehabilitation Center		5			5
NORTHPORT MEDICAL CENTER LAB		5			5
URGENT CARE COASTAL GA			5	100%	5
UW MEDICINE VIROLOGY LAB			5	100%	5
BAPTIST HEALTH - TOWN CENTER			5	100%	5

COVID-19: testing by laboratory

Data through Apr 20, 2021 verified as of Apr 21, 2021 at 09:25 AM

Data in this report are provisional and subject to change.

The numbers in the table below represent the number of Florida and non-Florida residents for whom test results were received by the Department of Health. A person can be tested by more than one laboratory and can have both positive and negative results. **Therefore, the sum of the numbers in each column will be larger than the total number of people tested.**

Reporting lab	Inconclusive	Negative	Positive	Percent positive	Total
Kroger 449 - The Little Clinic Mountain Park		4	1	20%	5
METHODIST HEALTHCARE UNIVERSITY HOSPIT		5			5
MINUTECLINIC, LLC (CLINIC 10928)		5			5
ATLANTIC SURGERY CENTER OF JACKSONVILLE BEACH		5			5
LABS PLUS LLC		5			5
ELITE CARE			5	100%	5
FOUNDCARE, INC			5	100%	5
SEASIDE MANOR			5	100%	5
Walker BaptistMedCtr		4	1	20%	5
JOHN T MACKAY MD			5	100%	5
CELEBRATION PEDIATRICS PA			5	100%	5
MEDEXPRESS - NEW CASTLE, DUPONT HWY		4	1	20%	5
DISCOVERY VILLAGE AT STUART		2	3	60%	5
NORTHSIDE HOSPITAL- CHEROKEE		4	1	20%	5
PARADISE VILLA ALF INCORPORATED		5			5
COPELAND MEDICAL CLINIC		3	2	40%	5
EASTCHESTER PEDIATRIC MEDICAL GROUP		5			5
CVS NJ862POCT MARLBORO		5			5
GENEVA GENERAL HOSPITAL LABORATORY		3	2	40%	5
WASHINGTON COLLEGE HEALTH SERVICES		5			5
CVS AZ9290POCT PHOENIX		4	1	20%	5
SOUTH BEND MEDICAL FOUNDATION			5	100%	5
LABCORP UNSPECIFIED		5			5
ARC POINT LABS OF AUSTIN NORTH			5	100%	5
CFP PHYSICIANS GROUP			5	100%	5
THE LITTLE CLINIC			5	100%	5
CITRUS HEALTH NETWORK INC		2	3	60%	5
LPG PEDIATRICS AT CAPE CORAL		5			5
CVS GA2279POCT SUWANEE		5			5
CVS MO10053POCT SAINT PETERS		5			5
HACKENSACK UNIV MED CTR-PATHOLOGY DEPT		5			5
CLEVELAND CLINIC MARTIN HEALTH NURSING & RESTORATIVE		5			5
ADVANCED PEDIATRICS OF BOCA LLC			5	100%	5
ARKANSAS DEPARTMENT OF HEALTH			5	100%	5
AUGUSTA HEALTH			5	100%	5
ST BARNABAS HOSPITAL		5			5
Charles George VAMC		5			5
COMMONS AT ORLANDO LUTHERAN TOWERS SNF			5	100%	5
MINUTECLINIC DIAGNOSTIC OF PENNSYLVANIA, LLD #1545		5			5
NOVANT HEALTH UVA		2	3	60%	5
AMAVIDA		5			5
FLORIDA PRIMARY & SPECIALTY CARE		5			5
MEDEXPRESS URGENT CARE - WILKES BARRE		4	1	20%	5
URGENT MED INC		3	2	40%	5
WELLMED AT FORT PIERCE		3	2	40%	5
CVS CA9606POCT TEMECULA		5			5
JOSEPH SCHENKER MD PC		5			5

COVID-19: testing by laboratory

Data through Apr 20, 2021 verified as of Apr 21, 2021 at 09:25 AM

Data in this report are provisional and subject to change.

The numbers in the table below represent the number of Florida and non-Florida residents for whom test results were received by the Department of Health. A person can be tested by more than one laboratory and can have both positive and negative results. **Therefore, the sum of the numbers in each column will be larger than the total number of people tested.**

Reporting lab	Inconclusive	Negative	Positive	Percent positive	Total
URGENT CARE OF ERWIN		5			5
ADVANCED HEART CARE OF SOUTH FLORIDA		5			5
PREMIER MEDICAL LABORATORY	1	2	2	40%	5
PREMIER PEDIATRICS		1	4	80%	5
MD NOW MEDICAL CENTER INC			5	100%	5
COVENANT COLLEGE HEALTH SERVICES		5			5
SCIENCE CARE			5	100%	5
GULF COAST VETERANS HCS PANAMA CITY OPC		5			5
HAWTHORNE HEALTH AND REHABILITATION			5	100%	5
THE CLINIC OF PEDIATRICS & GI MEDICINE, INC			5	100%	5
OCCMED SOLUTIONS		2	3	60%	5
MEDEXPRESS URGENT CARE PLEASANT HILLS		4	1	20%	5
SAFETY HARBOR SENIOR LIVING			5	100%	5
ST VINCENTS AMBULATORY CARE INC		3	2	40%	5
EGL GENETICS DIAGNOSTICS			5	100%	5
NORTHERN MICHIGAN UNIVERSITY ATHLETICS		5			5
DOCTORS HOSPITAL LAB MEDICAL OFFICE BUILDING			5	100%	5
MEDEXPRESS URGENT CARE - WALDORF, CRAIN HWY		5			5
GARDENS PEDIATRICS			5	100%	5
PINELLAS POINT NURSING AND REHAB			4	100%	4
UF HEALTH PATHOLOGY LABORATORIES			4	100%	4
MINUTECLINIC DIAGNOSTIC OF WISCONSIN, LLC		4			4
PHYSICIANS QUALITY CARE			4	100%	4
MINUTECLINIC DIAGNOSTIC OF NORTH CARO		4			4
LATCHER LABORATORY OF A O FOX MEMORIAL		2	2	50%	4
UNC HOSPITAL/MCLENDON CLINICAL LABORATORIES			4	100%	4
CVS IL7017POCT BLOOMINGTON		4			4
CLINICAL LABORATORIES OF THE BUFFALO		3	1	25%	4
SOUTH BAY CORRECTIONAL FACILITY			4	100%	4
WALGREENS #3811		1	3	75%	4
MEMORIAL HEALTHCARE SYSTEM		1	3	75%	4
FLORIDA HOSPITAL ALTAMONTE		2	2	50%	4
SKYLINE UROLOGY		4			4
MIDDLETON PEDIATRICS			4	100%	4
SINAI PLAZA NURSING AND REHAB CENTER			4	100%	4
PALM BEACH CANCER INSTITUTE			4	100%	4
CONSOLIDATED LABORATORY SERVICES			4	100%	4
MINUTECLINIC DIAGNOSTIC MED GRP OF SAN		3	1	25%	4
ST. MARY'S HOSPITAL			4	100%	4
GUTHRIE MEDICAL GROUP - CORNING		3	1	25%	4
WALGREENS #07034		4			4
RAS MEDICAL SOLUTIONS, LLC		3	1	25%	4
IVY CREEK URGENT CARE OF ENTERPRISE			4	100%	4
URGENT CARE - OCONEE		2	2	50%	4
HOME DOCS		2	2	50%	4
CVS SC4382POCT SPARTANBURG		4			4
MINNESOTA DEPARTMENT OF HEALTH LABORATORY	1		3	75%	4

COVID-19: testing by laboratory

Data through Apr 20, 2021 verified as of Apr 21, 2021 at 09:25 AM

Data in this report are provisional and subject to change.

The numbers in the table below represent the number of Florida and non-Florida residents for whom test results were received by the Department of Health. A person can be tested by more than one laboratory and can have both positive and negative results. **Therefore, the sum of the numbers in each column will be larger than the total number of people tested.**

Reporting lab	Inconclusive	Negative	Positive	Percent positive	Total
PM PEDIATRICS OF SELDEN PLLC		4			4
MEDEXPRESS URGENT CARE - TEAYS VALLEY		3	1	25%	4
CAREWELL URGENT CARE			4	100%	4
Millennium Nursing & Rehab Center		4			4
CAPTAIN JAMES A. LOVELL FEDERAL HEALTHCARE CENTER			4	100%	4
MPG JACKSONVILLE ATLANTIC BLVD		1	3	75%	4
SANFORD SOUTH UNIVERSITY		4			4
ST JOSEPHS HOSPITAL PATHOLOGY LAB		3	1	25%	4
Kroger 752 - The Little Clinic Central Station		3	1	25%	4
TARPON SPRINGS PEDIATRICS, LLC			4	100%	4
AURORA BAYCARE UROLOGY			4	100%	4
University Plaza Rehabilitation and Nursing			4	100%	4
PM PEDIATRICS OF BAYSIDE, PLLC - MANHASSET		4			4
IMA MEDICAL CENTER OF OVIEDO			4	100%	4
MINUTECLINIC DIAG OF IND LLC #1367		4			4
CVS MO4850POCT SPRINGFIELD		4			4
CVS NJ715POCT WAYNE		4			4
MD NOW URGENT CARE - DELRAY WEST			4	100%	4
ADVENTHEALTH MEDICAL GROUP COMMUNITY MEDICINE		3	1	25%	4
Kroger 124 - The Little Clinic University		3	1	25%	4
COVENIENT CARE MEDICAL CLINIC			4	100%	4
SOMA MEDICAL CENTER PA #3 PALOMINO			4	100%	4
Brookcrest Nursing Home		4			4
CVS CT750POCT ENFIELD		4			4
RML PHARMACY PC		4			4
PORT ORANGE NURSING & REHAB			4	100%	4
CORIZON HEALTH INC			4	100%	4
LEESBURG REGIONAL MEDICAL CENTER URGENT CARE			4	100%	4
MOBIL LAB FOR ALL INC		4			4
CVS PA4000POCT INDIANA		4			4
CVS MA217POCT TEWKSBURY		3	1	25%	4
STONE CLINICAL LABORATORIES OF FL LLC		4			4
WHITE EARTH IHS MAIN LAB		4			4
HARBORCHASE OF VILLAGES CROSSING			4	100%	4
Kroger 186 - The Little Clinic Holiday Manor		3	1	25%	4
WESLEY CHAPEL INTERNAL MEDICINE AND PEDIATRICS			4	100%	4
MEDEXPRESS URGENT CARE- ALLISON PARK		2	2	50%	4
SHARP MEMORIAL HOSPITAL MICROBIOLOGY DEPT			4	100%	4
MAURY REGIONAL MEDICAL CENTER		4			4
MINUTECLINIC LLC (2335)		3	1	25%	4
ManorCare Rehabilitation Center- Decatur		4			4
Metro West Nursing and Rehab			4	100%	4
MEDEXPRESS URGENT CARE - SOUTH PARKERSBURG		4			4
FLORIDA MEDICAL CENTER		1	3	75%	4
RURAL/METRO MIDSOUTH,		4			4
IMMERSION RESIDENTIAL LLC			4	100%	4
LOUISIANA DEPT. OF HEALTH AND HOSPITALS-INFECTIOUS DISEASE EPI SECTION			4	100%	4

COVID-19: testing by laboratory

Data through Apr 20, 2021 verified as of Apr 21, 2021 at 09:25 AM

Data in this report are provisional and subject to change.

The numbers in the table below represent the number of Florida and non-Florida residents for whom test results were received by the Department of Health. A person can be tested by more than one laboratory and can have both positive and negative results. **Therefore, the sum of the numbers in each column will be larger than the total number of people tested.**

Reporting lab	Inconclusive	Negative	Positive	Percent positive	Total
TMH PHYSICIAN PARTNERS SOUTHWOOD		1	3	75%	4
OKLAHOMA STATE UNIVERSITY DIAGNOSTIC LAB			4	100%	4
MEDNOW URGENT CARE		3	1	25%	4
MID FLORIDA HEALTH INC			4	100%	4
HAMPTON ALF AT 24TH ROAD LLC			4	100%	4
NDX-CORE LAB			4	100%	4
DYNACARE LABORATORIES			4	100%	4
HCR ManorCare Greentree		4			4
MEDAC AT PORTERS NECK			4	100%	4
CVS IL1170POCT JOLIET		4			4
GILCHRIST COUNTY HEALTH DEPT			4	100%	4
SACRED HEART HEALTH SYSTEMS INC			4	100%	4
PRIMECARE		2	2	50%	4
FCHC (OB)-DARWIN SQUARE CTR.			4	100%	4
REHABILITATION CENTER OF WINTER PARK,THE			4	100%	4
Crowne Health Care of Montgomery		4			4
FLORIDA HEART AND VASCULAR			4	100%	4
PARKWAY DRUGS OF ONEIDA COUNTY NORTH I		3	1	25%	4
MEDEXPRESS URGENT CARE - MARKHAM STREE		3	1	25%	4
UNIVERSITY OF MICHIGAN		2	2	50%	4
BELLIN HEALTH LAB		1	3	75%	4
SOUTHLAND SUITES OF LAKE LAND			4	100%	4
PLAINVIEW PRIMARY CARE		4			4
MEDEXPRESS URGENT CARE - FORT SMITH		4			4
ELIZABETH CITY HEALTH & REHABILITATION		4			4
DACH MAIN LAB			4	100%	4
UNIVERSITY OF MIAMI STUDENT HEALTH SERVICE			4	100%	4
OPTUM FLORIDA		3	1	25%	4
Chestnut Park Rehabilitation and Nursing Center		4			4
AIREVAC INTERNATIONAL		4			4
WYOMING PUBLIC HEALTH LAB			4	100%	4
ManorCare Health Services Camp Hill		4			4
CVS SC2269POCT COLUMBIA		3	1	25%	4
CONSULATE HEATH CARE AT WEST ALTAMONTE			4	100%	4
LB Broen Home		4			4
ADVENTHEALTH NEW SMYRNA BEACH COMMUNITY HEALTH			4	100%	4
ST JOHN'S RIVERSIDE HOSPITAL		3	1	25%	4
MEDEXPRESS URGENT CARE - WICHITA, S SENECA ST		2	2	50%	4
CVS MN6811POCT PLYMOUTH		4			4
MONTANA DEPARTMENT OF PUBLIC HEALTH & HUMAN SERVICES			4	100%	4
FAMILY MEDICAL CLINIC HOMESTEAD, LLC			4	100%	4
OHIO CVS STORES		3	1	25%	4
CVS IN6551POCT MOORESVILLE		3	1	25%	4
DELAWARE PUBLIC HEALTH LABORATORY		2	2	50%	4
MOUNT SINAI AVENTURA DIAGNOSTIC CENTER			4	100%	4
EXTENDICARE HEALTH & REHAB CENTER		4			4
Heartland of Boynton Beach			4	100%	4

COVID-19: testing by laboratory

Data through Apr 20, 2021 verified as of Apr 21, 2021 at 09:25 AM

Data in this report are provisional and subject to change.

The numbers in the table below represent the number of Florida and non-Florida residents for whom test results were received by the Department of Health. A person can be tested by more than one laboratory and can have both positive and negative results. **Therefore, the sum of the numbers in each column will be larger than the total number of people tested.**

Reporting lab	Inconclusive	Negative	Positive	Percent positive	Total
ANY LAB TEST FAST CORP		3	1	25%	4
CVS IN7653POCT EVANSVILLE		3	1	25%	4
LAKE FOREST PARK OP CO LLC		4			4
CVS MA2297677CV BOSTON		4			4
NEXT BIO RESEARCH SERVICES, LLC		1	3	75%	4
CVS M05655POCT LIBERTY		1	3	75%	4
LEON MEDICAL CENTERS, LLC			4	100%	4
State Lab Unspecifd			4	100%	4
CVS GA5622POCT DALLAS		3	1	25%	4
ACCENT PHYSICIAN SPECIALISTS PA		4			4
AHC of Mckenzie		4			4
CULLMAN REGIONAL URGENT CARE		3	1	25%	4
MEDEXPRESS URGENT CARE, FAIRMONT		4			4
CVS CA8850POCT HUNTINGTON BEACH		3	1	25%	4
MEDEXPRESS URGENT CARE - WESTFIELD, E MAIN ST		3	1	25%	4
Crowne Health Care of Greenville		4			4
Kroger 895 - The Little Clinic Green Hills		4			4
CHILDREN'S MEDICAL GROUP		4			4
WALGREENS #03287		4			4
MEDEXPRESS URGENT CARE - WEST ST PAUL, ROBERT ST S		3	1	25%	4
Marian Manor, Inc		4			4
ST LUKES HOSPITAL LABORATORY		2	2	50%	4
COMMUNITY HEALTH CENTERS INC			4	100%	4
Health Care Center of Jacksonville			4	100%	4
TRINITY PEDIATRICS			4	100%	4
INFINITI LABS INC			4	100%	4
GIEBEIG FAMILY MEDICINE PA			4	100%	4
APOPKA FAMILY HEALTH CENTER		3	1	25%	4
MINUTECLINIC OF NEVADA-2955 S FT APACH		4			4
CVS MINUTE CLINIC DIAGNOSTIC MED GRP		4			4
WELLMED AT APOLLO BEACH BLVD		2	2	50%	4
Hunterdon Medical Center Laboratory		4			4
BETHESDA HOSPITAL WEST BLOOD GAS LAB			4	100%	4
MEDEXPRESS URGENT CARE CHICOPEE		3	1	25%	4
NHC HealthCare, Pulaski		4			4
BETHPAGE MEDICAL PLLC		4			4
ADVENTHEALTH MEDICAL GROUP PEDIATRICS		1	3	75%	4
CVS NJ837POCT MARLTON		4			4
GERALD CHAMPION REGIONAL MEDICAL CENTE		4			4
MORRIS HALL/ST JOSEPH NURSING CENTER		4			4
BETTERMED URGENT CARE			4	100%	4
Oak Creek Terrace		4			4
CLINICAL CARE CENTER, INC			4	100%	4
IMIC INC RESEARCH			4	100%	4
FLORIDA MEDICAL CLINIC -INTERNAL MED DADE CITY			4	100%	4
SIGNATURE CARE EMERGENCY CENTER		2	2	50%	4
BAPTIST HEALTH MEDICAL CENTER			4	100%	4

COVID-19: testing by laboratory

Data through Apr 20, 2021 verified as of Apr 21, 2021 at 09:25 AM

Data in this report are provisional and subject to change.

The numbers in the table below represent the number of Florida and non-Florida residents for whom test results were received by the Department of Health. A person can be tested by more than one laboratory and can have both positive and negative results. **Therefore, the sum of the numbers in each column will be larger than the total number of people tested.**

Reporting lab	Inconclusive	Negative	Positive	Percent positive	Total
WOMACK ARMY MEDICAL CENTER			4	100%	4
VA SALT LAKE CITY HCS		4			4
ADVANCED URGENT CARE LLC		1	3	75%	4
SONIC REFERENCE LABORATORY			4	100%	4
ST JOSEPHS BEHAVIORAL HEALTH CENTER			4	100%	4
LUVERNE HEALTH AND REHABILITATION		4			4
BAPTIST HOSPITAL NURSING/PATIENT CARE			4	100%	4
REGIONAL MEDICAL LAB			4	100%	4
MOBILE URGENT CARE			4	100%	4
SOUTH FLORIDA RESEARCH ORGANIZATION			4	100%	4
MONTEFIORE MEDICAL CENTER LABS MONTEFIORE		3	1	25%	4
ACHN CLINIC			4	100%	4
BAYLOR ESOTERIC AND MOLECULAR LAB			4	100%	4
DEPARTMENT OF HEALTH/ NEW YORK			4	100%	4
CARE ONE PRIMARY CARE			4	100%	4
ARCPOINT LABS OF FORT LAUDERDALE, FL CENTRAL		1	3	75%	4
STANFORD HEALTH CARE ANATOMIC PATHOLOGY & CLINICAL LAB			4	100%	4
JFK INTERNAL MEDICINE FACULTY PRACTICE		2	2	50%	4
VA OUTPATIENT PHARMACY			4	100%	4
Kroger 339 - The Little Clinic Highlands - Bardstown Road		4			4
MOBILE HEALTH MEDICAL SERVICES PC		4			4
DEACONESS HOSPITAL			4	100%	4
CELEBRATION PEDIATRICS			4	100%	4
WINDER NURSING INC DBA WINDER HEALTH CARE		4			4
ARCPOINT LABS OF ALTAMONTE SPRINGS		2	2	50%	4
WOMEN'S CARE FLORIDA, LLC		4			4
MEDICAL CENTER, THE		4			4
TRUE HEALTH- HOFFNER		3	1	25%	4
MINUTECLINIC DIAG OF IND, LLC #6472		4			4
ALVARO J DANGOND MD PA		4			4
CVS IN6757POCT COLUMBUS		4			4
NEMOURS CHILDREN'S CLINIC			4	100%	4
SOUTHWESTERN REGIONAL MEDICAL CENTER - TULSA		4			4
LAKE MARY PEDIATRICS			4	100%	4
MEDEXPRESS URGENT CARE - DANVILLE		4			4
NEULIFE NEUROLOGICAL SERVICES LLC			4	100%	4
LIFE CARE HOME HEALTH SERVICES LLC		1	3	75%	4
FLORIDA HEALTHCARE PLAN			4	100%	4
DEPARTMENT OF HEALTH AND ENVIRONMENTAL CONTROL			4	100%	4
MEDICINE SHOPPE #1306 THE		3	1	25%	4
PREMIER PEDIATRICS LLC			4	100%	4
CVS AZ5026POCT MESA		4			4
THE OASIS ALF		4			4
H/L of WEst Ashley Rhability and Nursing Center		4			4
WILLIAM A HINTON STATE LABORATORY INSTITUTE		1	3	75%	4
EXPRESS TESTING-ONE			4	100%	4
MINUTE CLINIC LLC #1831		4			4

COVID-19: testing by laboratory

Data through Apr 20, 2021 verified as of Apr 21, 2021 at 09:25 AM

Data in this report are provisional and subject to change.

The numbers in the table below represent the number of Florida and non-Florida residents for whom test results were received by the Department of Health. A person can be tested by more than one laboratory and can have both positive and negative results. **Therefore, the sum of the numbers in each column will be larger than the total number of people tested.**

Reporting lab	Inconclusive	Negative	Positive	Percent positive	Total
PEACEHEALTH LABORATORIES		3	1	25%	4
COOK HOSPITAL AND CARE CENTER		3	1	25%	4
MICHIGAN HEALTH CLINIC LABORATORIES		3	1	25%	4
REMEDY URGENT CLINIC		2	2	50%	4
CVS OH4499POCT LYNDHURST		2	2	50%	4
MINUTECLINIC DIAGNOSTIC MED GRP OF ORA		3	1	25%	4
MEDEXPRESS URGEN CARE - EAST BRUNSWICK		4			4
SIGNATURE CARE MONTROSE		2	2	50%	4
SOMA MEDICAL CENTER PA #3 GREENACRES			4	100%	4
MONROE COUNTY DEPT OF PUBLIC HEALTH ST		4			4
PHYSICIANS IMMEDIATE CARE AURORA			4	100%	4
COVID PROCESSING SITE			4	100%	4
CVS CA9963POCT SAN DIEGO		4			4
SunTerrace Health Care Center		3	1	25%	4
AIRCARE INTERNATIONAL		4			4
HEALTH EXPRESS URGENT CARE		2	2	50%	4
BIOTEST PLASMA CENTER		4			4
EXCEL URGENT CARE OF NJ, LLC		2	2	50%	4
ST LUCIE COUNTY HEALTH DEPARTMENT		3	1	25%	4
L3HARRIS FAMILY MEDICAL CENTER			4	100%	4
BETHPAGE EXTENDED HOURS CENTER		4			4
MEADOWS AT CYPRESS GARDENS, THE		3	1	25%	4
BOND & STEELE CLINIC PA D/B/A BOND CLINIC PA		4			4
ADMERA HEALTH			4	100%	4
Calusa Harbour			4	100%	4
COLONIAL MEDICAL CENTER-EAST ORLANDO			4	100%	4
DR. G'S URGENT CARE			4	100%	4
Sears Coastal Nursing and Rehab		4			4
CAREMOUNT MEDICAL PC - BEDFORD URGENT		4			4
CANDLER HOSPITAL PATHOLOGY LABORATORY		2	2	50%	4
WE CARE - CARNIVAL CRUISELINE		4			4
NAVAL HOSPITAL CAMP PENDLETON			4	100%	4
URGENT CARE OF THE SMOKIES			4	100%	4
EPI			4	100%	4
MEDEXPRESS URGENT CARE - EWING		4			4
PDL PHARMACY CORP			4	100%	4
DEPARTMENT OF HEALTH AND HUMAN SERVICES		2	2	50%	4
MALABAR FAMILY PRACTICE		1	3	75%	4
MEDEXPRESS URGENT CARE NORWIN		4			4
ENCOMPASS HOME HEALTH		4			4
HEARTLAND - CHARLESTON OF HANAHAN SC,		4			4
CENTRAL FLORIDA INTERNAL OCCUPATIONAL AND		4			4
CRESTAR LABS		2	2	50%	4
CLINICAL ASSOCIATES OF ORLANDO LLC		4			4
COMMUNITY HEALTH CENTER OF WEST PALM BEACH			4	100%	4
AIRPORT CLINIC			4	100%	4
Loretto Health and Rehabilitation Center		4			4

COVID-19: testing by laboratory

Data through Apr 20, 2021 verified as of Apr 21, 2021 at 09:25 AM

Data in this report are provisional and subject to change.

The numbers in the table below represent the number of Florida and non-Florida residents for whom test results were received by the Department of Health. A person can be tested by more than one laboratory and can have both positive and negative results. **Therefore, the sum of the numbers in each column will be larger than the total number of people tested.**

Reporting lab	Inconclusive	Negative	Positive	Percent positive	Total
ELEVATION DIAGNOSTICS		4			4
LIFEHOPE LABS			4	100%	4
FHPG TAMPA PRIMARY CARE			4	100%	4
REFUGE A HEALING PLACE, THE			4	100%	4
ACCESS RECOVERY SOLUTIONS LLC			4	100%	4
STEAMBOAT EMERGENCY CENTER			4	100%	4
MEDICAL CENTER ENTERPRISE			4	100%	4
PILGRIM PHARMACY INC		4			4
Kroger 959 - The Little Clinic Carmel		4			4
COMMUNITY PHYSICIANS OF NORTH PORT PA			4	100%	4
FHCP – ORMOND BEACH			4	100%	4
MEDEXPRESS URGENT CARE - KOKOMO		4			4
FLORENCE - HUNTSVILLE HOSPITAL URGENT CARE		3	1	25%	4
Bethany Health and Rehab		4			4
SMOKY MOUNTAIN URGENT CARE AND FAMILY MEDICINE CENTER			4	100%	4
BUCKINGHAM PLACE ALF		4			4
CVS IN6572POCT INDIANAPOLIS		4			4
STARMED FAMILY & URGENT CARE			4	100%	4
ASCENSION ST VINCENT'S MEDICAL CENTER		3	1	25%	4
VITAL CARE URGENT CARE			4	100%	4
GRADY MEMORIAL HOSPITAL/MICRO			4	100%	4
Mill Valley Care Center		4			4
DTR LABS		3	1	25%	4
Kroger 125 - The Little Clinic Castle Rock		3	1	25%	4
UNION CITY MANOR NURSING CENTER		4			4
CENTERPLACE HEALTH, INC			4	100%	4
CFS WELLNESS AND MED SPA LLC			4	100%	4
UAB URGENT CARE CLINIC			4	100%	4
Willowbrooke Court at Country House		4			4
CVS NH2257POCT MANCHESTER		4			4
MEDFIRST URGENT CARE			4	100%	4
Kennedy University Hospital -Wash Twp L		4			4
CARENOW-LEBANON		2	2	50%	4
MEDEXPRESS URGENT CARE- FORT WORTH N T		4			4
NYC PUBLIC HEALTH LABS			4	100%	4
BLACK STALLION WALK IN AND EXERCISE CLINICS LLC		1	3	75%	4
FLORIDA HEALTH CARE PLANS STIRLING CENTER			4	100%	4
MINUTE-CLINIC DIAGNOSTIC OF VIRGINIA, LLC #3949		4			4
FISHERMEN'S HOSPITAL			4	100%	4
FLORIDA CANCER SPECIALISTS AND RESEARCH		2	2	50%	4
KENTUCKY CABINET FOR HEALTH AND FAMILY SERVICES			4	100%	4
CVS MA394POCT SEEKONK		4			4
ADVENTHEALTH GORDON		4			4
CAREWELL 202			4	100%	4
HARBOUR ISLAND PEDIATRICS LLC			4	100%	4
CORTLAND REGIONAL MEDICAL CENTER		4			4
ELITE PRIMARY CARE OF WAYCROSS		1	3	75%	4

COVID-19: testing by laboratory

Data through Apr 20, 2021 verified as of Apr 21, 2021 at 09:25 AM

Data in this report are provisional and subject to change.

The numbers in the table below represent the number of Florida and non-Florida residents for whom test results were received by the Department of Health. A person can be tested by more than one laboratory and can have both positive and negative results. **Therefore, the sum of the numbers in each column will be larger than the total number of people tested.**

Reporting lab	Inconclusive	Negative	Positive	Percent positive	Total
BARTON MEMORIAL HOSPITAL		3	1	25%	4
CVS OH4300POCT STRONGSVILLE		4			4
MEDEXPRESS URGENT CARE - SOMERSET TOWNSHIP		4			4
HACKENSACK MERIDIAN URGENT CARE, PC		4			4
MEDEXPRESS URGENT CARE - TULSA, S YALE AVE		4			4
WILLOWS AT WILDWOOD, THE			4	100%	4
Westminster Manor		3	1	25%	4
MINUTECLINIC DIAGNOSTIC OF OHIO #5060		4			4
PRESBYTERIAN FAMILY HEALTHCARE-KASEMAN		4			4
INTERMARKET FACILITY			4	100%	4
PIEDMONT FAYETTE HOSPITAL		2	2	50%	4
UNIVERSITY OF WASHINGTON MEDICAL CENTER (UWMC) EMERGENCY DEPT.			4	100%	4
OMNICARE PHARMACY OF TEXAS 1		4			4
CAPITAL HEALTH LABORATORY INC			4	100%	4
CVS PA10825POCT PLYMOUTH MEETING		4			4
APC PEDIATRICS			4	100%	4
DEPARTMENT OF PATHOLOGY ROME MEMORIAL		3	1	25%	4
CVS TX5807POCT PEARLAND		4			4
NORTH OKALOOSA CLINIC CORP		1	3	75%	4
DERMATOLOGY SPECIALISTS OF FL - DR. JON WARD			4	100%	4
WASHINGTON STATE DEPARTMENT OF HEALTH PUBLIC HEALTH LABORATORIES			4	100%	4
MIAMI COMMUNITY HEALTH CENTER INC		1	3	75%	4
BELL-MINOR HOME		4			4
MARSHFIELD LABORATORIES			4	100%	4
FAMILY MEDICINE AT WATERMAN		4			4
SOUTHEAST GEORGIA HEALTH SERVICES, LLC		4			4
Park Ridge Nursing Center		3	1	25%	4
PATIENT FIRST - ALLENTOWN			4	100%	4
MEDEXPRESS URGENT CARE - BECKLEY		2	2	50%	4
WALGREENS #04311		4			4
AFFINITY URGENT CARE			4	100%	4
TANNER MEDICAL CENTER LABORATORY		3	1	25%	4
DEVANSH LAB WERKS		1	3	75%	4
CULLMAN REGIONAL MEDICAL CENTER		3	1	25%	4
MD ANDERSON			4	100%	4
ORANGE COUNTY HEALTH DEPARTMENT		2	2	50%	4
CVS OH2342POCT WEST CHESTER		3	1	25%	4
PANCARE HEALTH - PONCE DE LEON			4	100%	4
NOT GIVEN		1	3	75%	4
SOUTHEASTERN REGIONAL MEDICAL CENTER			4	100%	4
MEMORIAL HEALTH CARE SYSTEMS			4	100%	4
HEALTHQUEST, INC		3	1	25%	4
ORLANDO REGIONAL HEALTH SERVICES		2	2	50%	4
MINUTECLINIC, LLC #5707		4			4
JOHNNIE RUTH CLARKE LAB			4	100%	4
CVS TX8387POCT AUSTIN		4			4
INTRACOASTAL LABS INC		4			4

COVID-19: testing by laboratory

Data through Apr 20, 2021 verified as of Apr 21, 2021 at 09:25 AM

Data in this report are provisional and subject to change.

The numbers in the table below represent the number of Florida and non-Florida residents for whom test results were received by the Department of Health. A person can be tested by more than one laboratory and can have both positive and negative results. **Therefore, the sum of the numbers in each column will be larger than the total number of people tested.**

Reporting lab	Inconclusive	Negative	Positive	Percent positive	Total
SIENA COLLEGE SPORTS MEDICINE CENTER		4			4
NHC HealthCare, Cookeville		4			4
GOOD SAMARITAN HOSPITAL		2	2	50%	4
MAILBOX DIAGNOSTICS		2	2	50%	4
FAMILY MEDICINE AT WINTER PARK			4	100%	4
CVS PA258POCT MCKEES ROCKS		4			4
MARK HOANG MD PA			4	100%	4
MINUTECLINIC DIAGNOSTIC OF MICHIGAN, P		4			4
YORK HOSPITAL: MICROBIOLOGY			4	100%	4
FASTMED URGENT CARE			4	100%	4
AFTER HOURS PEDS			4	100%	4
FLORIDA DEPARTMENT OF HEALTH (FDOH)		2	2	50%	4
SOUTH MIAMI HOSPITAL		1	3	75%	4
VIDANT MEDICAL CENTER			4	100%	4
ROAN DRUG COMPANY LLC		4			4
RIVER CITY MEDICAL ASSOCIATES INC			4	100%	4
GASTROENTEROLOGY ASSOC OF PENSACOLA, PA		2	2	50%	4
GENUS DIAGNOSTICS			4	100%	4
BARRANCO CLINIC PA, THE	1	3			4
MEDEXPRESS URGENT CARE - SUMMERSVILLE, WEBSTER RD		4			4
ST PETE DIRECT PRIMARY CARE		2	2	50%	4
TOTAL RENAL LAB		3	1	25%	4
ENGLE CENTER FOR HEALTH SERVICES		4			4
LAKESIDE HOSPITAL BELLE GLADE			4	100%	4
LAKELAND VOLUNTEERS IN MEDICINE INC		3	1	25%	4
CARNEGIE HILL PEDIATRICS LLP		3	1	25%	4
OPTUM OF RED ROAD		4			4
ASCENDI HOME HEALTH AGENCY INC			4	100%	4
HAVEN CUSTEAD CARE CENTER		1	3	75%	4
MERCY HOSPITAL			4	100%	4
SUMNER REGIONAL MEDICAL CENTER		3	1	25%	4
MEDEXPRESS URGENT CARE, LANCASTER WEST		2	2	50%	4
SOUTH FLORIDA PEDIATRIC PARTNERS			4	100%	4
MINUTE CLINIC DIAGNOSTIC OF VIRGINIA, LLC #6292		3	1	25%	4
BRIGHAM AND WOMEN'S HOSPITAL			4	100%	4
INDUSTRY LAB DIAGNOSTIC PARTNERS			4	100%	4
RELIANT ACUTE CARE			4	100%	4
CVS PA1193POCT JENKINTOWN		4			4
CVS IL5797POCT CAROL STREAM		4			4
Georgiana Health and Rehabilitation, LLC		4			4
PANCARE HEALTH YOUNGSTOWN			4	100%	4
CVS OH6149POCT UPPER ARLINGTON		2	2	50%	4
CVS TX3292POCT WYLIE		4			4
BRANDON REGIONAL EMERGENCY CTR			4	100%	4
BRENTWOOD SENIOR LIVING AT ST PETE			4	100%	4
CHEROKEE COUNTY HEALTH AND REHAB CENTER		3			3
Domiciliary Rehab & Residential Treatment Program		3			3

COVID-19: testing by laboratory

Data through Apr 20, 2021 verified as of Apr 21, 2021 at 09:25 AM

Data in this report are provisional and subject to change.

The numbers in the table below represent the number of Florida and non-Florida residents for whom test results were received by the Department of Health. A person can be tested by more than one laboratory and can have both positive and negative results. **Therefore, the sum of the numbers in each column will be larger than the total number of people tested.**

Reporting lab	Inconclusive	Negative	Positive	Percent positive	Total
CVS SC2497POCT LEXINGTON		3			3
DOUGLASVILLE NURSING AND REHABILITATIO		3			3
NEBRASKA DEPARTMENT OF HEALTH AND HUMAN SERVICES			3	100%	3
TEMPUS_LABS			3	100%	3
RCA LABORATORY SERVICES LLC			3	100%	3
LEGACY ER & URGENT CARE - FRISCO WEST			3	100%	3
Lakeview Village		3			3
PLANT CITY FAMILY CARE		3			3
JACKSONVILLE VA OPC			3	100%	3
BAPTIST OUTPATIENT SERVICES			3	100%	3
CHILDREN'S HEALTHCARE OF ATLANTA AT EG		3			3
CVS MA299POCT WORCESTER		3			3
HARBOUR'S EDGE		2	1	33%	3
CRISP REGIONAL HOSPITAL		3			3
BAPTIST PRIMARY CARE, INC.		2	1	33%	3
MIDWAY SPECIALTY CARE RX LLC		1	2	67%	3
AVANTE INVERNESS		1	2	67%	3
HELIX BIOMEDICS LLC			3	100%	3
SUMMIT MEDICAL GROUP – WEST ORANGE		3			3
AUSTIN PUBLIC HEALTH			3	100%	3
MEDEXPRESS URGENT CARE - CEDAR KNOLLS		3			3
THE CENTER FOR DISCOVERY		3			3
FREDERICK MEMORIAL HOSPITAL			3	100%	3
Hackensack Univ Medical Center At Pasc		2	1	33%	3
VICAR'S LANDING NURSING HOME		2	1	33%	3
NEW GEN LABS			3	100%	3
NATIONAL JEWISH HEALTH			3	100%	3
CVS PA371POCT PHILADELPHIA		3			3
NORTH NAPLES HOSPITAL RESPIRATORY THERAPY DEPARTMENT			3	100%	3
CVS NE5714POCT OMAHA		2	1	33%	3
Lebanon VAMC		2	1	33%	3
SEMINOLE FAMILY HEALTH CENTER		3			3
COVANCE CLS			3	100%	3
FOUR WINDS BEHAVIORAL HEALTH		3			3
MEDEXPRESS URGENT CARE-SALINA, S 9TH ST		3			3
COASTAL SKIN SURGERY AND DERMATOLOGY PL		3			3
WALGREENS NO 19542		3			3
CVS IL2297144CV CHICAGO		3			3
CVS AZ7841POCT TUCSON		3			3
GINKGO-IXLAYER		3			3
NORTHERN LIGHT LABORATORY		1	2	67%	3
BROADWAY HEALTH FLORIDA MEDICAL CLINIC URGENT CARE			3	100%	3
CUMBERLAND MEDICAL CENTER INC		3			3
EASTERN NEW MEXICO MEDICAL CENTER		3			3
ADVENTHEALTH SEBRING- INFECTION CONTROL DEPARTMENT			3	100%	3
CVS IL2788POCT BUFFALO GROVE		3			3
Kroger 592 - The Little Clinic Alexander Plaza		2	1	33%	3

COVID-19: testing by laboratory

Data through Apr 20, 2021 verified as of Apr 21, 2021 at 09:25 AM

Data in this report are provisional and subject to change.

The numbers in the table below represent the number of Florida and non-Florida residents for whom test results were received by the Department of Health. A person can be tested by more than one laboratory and can have both positive and negative results. **Therefore, the sum of the numbers in each column will be larger than the total number of people tested.**

Reporting lab	Inconclusive	Negative	Positive	Percent positive	Total
ESCO DRUG CO INC		3			3
FLORIDA MENTOR-POINT WEST CLUSTER		3			3
CVS NJ1927POCT GREEN BROOK		3			3
ALLEGHENY GENERAL HOSPITAL			3	100%	3
NOVANT HEALTH PRESBYTERIAN		2	1	33%	3
SOUTHEAST GEORGIA HEALTH SYSTEM BRUNS		3			3
CVS MA1945POCT HANOVER		3			3
MEDEXPRESS URGENT CARE - ROCKAWAY		3			3
CGH MEDICAL CENTER			3	100%	3
MEDEXPRESS URGENT CARE-BLOOMFIELD AVEN		2	1	33%	3
FELICIDAD MEDICAL CENTER INC			3	100%	3
CVS NE8616POCT LINCOLN		1	2	67%	3
NORTH CAROLINA DEPT OF HEALTH & HUMAN SRVCS STATE LAB OF PUBLIC HEALTH			3	100%	3
URGENT DOC - URGENT CARE CLINIC			3	100%	3
YATES COUNTY PUBLIC HEALTH		3			3
SHANDS AT LAKE SHORE LAB		1	2	67%	3
MINUTECLINIC DIAGNOSTIC OF TEXAS, LLC #7435		2	1	33%	3
PEACE OF MIND REHAB CENTER		3			3
Westside Terrace		3			3
KIDSVILLE PEDIATRICS IV PA		1	2	67%	3
BARONESS ERLANGER HOSPITAL		3			3
SPRING LAKE REHABILITATION CENTER			3	100%	3
NOVA SOUTHEASTERN UNIVERSITY		2	1	33%	3
FLORIDA HOSPITAL PHYSICIANS GROUP		1	2	67%	3
BROOKDALE SENIOR LIVING			3	100%	3
PHYSICIANS CARE INC		1	2	67%	3
CVS TN6414POCT SMYRNA		2	1	33%	3
ADVENT HEALTH MEDICAL GROUP FAMILY MEDICINE			3	100%	3
PIEDMONT ROCKDALE HOSPITAL		2	1	33%	3
AFFORDABLE PRIMARY CARE LLC		3			3
HAMILTON COUNTY HEALTH DEPARTMENT		3			3
MEMORIAL HEALTH UNIVERSITY MEDICAL CENTER			3	100%	3
PICHARDO CLINIC, THE		1	2	67%	3
UC CORAL GABLES		1	2	67%	3
PENSACOLA MEDICAL CLINIC LLC			3	100%	3
MEDEXPRESS URGENT CARE - RUNNEMEDE		1	2	67%	3
EASTSIDE MEDICAL CENTER		3			3
AKRON GENERAL MEDICAL CENTER MAIN		3			3
ALLIED PHYSICIANS GROUP PLLC		3			3
MID-FLORIDA PATHOLOGY LLC - MOBILE UNIT # 3		1	2	67%	3
ADVANCED MEDICAL RESEARCH CENTER LLC			3	100%	3
Kroger 571 - The Little Clinic Hendersonville		1	2	67%	3
ALLIANCE LABS @LRMC			3	100%	3
VIRGINIA DEPARTMENT OF HEALTH DIVISION OF			3	100%	3
CAREHERE LLC			3	100%	3
MARYWOOD NURSING CARE CENTER		3			3
CVS MO8555POCT KANSAS CITY		3			3

COVID-19: testing by laboratory

Data through Apr 20, 2021 verified as of Apr 21, 2021 at 09:25 AM

Data in this report are provisional and subject to change.

The numbers in the table below represent the number of Florida and non-Florida residents for whom test results were received by the Department of Health. A person can be tested by more than one laboratory and can have both positive and negative results. **Therefore, the sum of the numbers in each column will be larger than the total number of people tested.**

Reporting lab	Inconclusive	Negative	Positive	Percent positive	Total
UHEALTH CORAL SPRINGS			3	100%	3
JOJAN PHARMA INC		3			3
PROHEALTH PRIMARY CARE - GLEN OAKS		3			3
PINELLAS PARK HEALTH CENTER - PINELLAS CHD		1	2	67%	3
AFC URGENT CARE GUNBARREL			3	100%	3
BROOKDALE LAKE MARY			3	100%	3
CLINICA HISPANIA			3	100%	3
Fort Gaines Health and Rehab		3			3
AFC URGENT CARE/FARRAGUT			3	100%	3
OLEAN GENERAL HOSPITAL		3			3
HELIX LW UC		1	2	67%	3
MINUTECLINIC DIAGNOSTIC OF NEW MEXICO LLC #7552		3			3
NORTH SHORE HOSP. INFECTION CONTROL			3	100%	3
ROYAL PALM RETIREMENT CENTRE		3			3
ADRIANA M CASTRO MD PA		3			3
The Good Shepherd		3			3
TMH PHYSICIAN PARTNERS BLOUNTSTOWN			3	100%	3
CVS NV8784POCT LAS VEGAS		2	1	33%	3
LEE CONVENIENT CARE AT SUMMERLIN			3	100%	3
STARLING AT SAN JOSE			3	100%	3
EMORY CRAWFORD LONG HOSPITAL			3	100%	3
SOUTHCARE PHARMACY INC		1	2	67%	3
CELEBRATION PRIMARY CARE ASSOCIATES LLC		3			3
MINUTECLINIC DIAG OF IND, LLC #5369		2	1	33%	3
CVS IL3163POCT OAK PARK		3			3
MEDEXPRESS URGENT CARE, HANOVER		2	1	33%	3
MISSISSIPPI CARE CENTER OF DEKALB LLC		3			3
ADVENTHEALTH MEDICAL GROUP ADULT AND SENIOR HEALTH			3	100%	3
MAYO		1	2	67%	3
ACCESS 365 URGENT CARE LLC		1	2	67%	3
CONCENTRA - PLANTATION		3			3
WHOLE CHILD PEDIATRICS			3	100%	3
FAMILY TREE MEDICAL GROUP PA		2	1	33%	3
MED FUSION			3	100%	3
MINUTECLINIC DIAGNOSTIC OF WISCONSIN,		3			3
Arbors at Marietta		3			3
NEMOURS CHILDRENS PRIMARY CARE HORIZON WEST			3	100%	3
FIRST CARE - MIDDLESBORO			3	100%	3
MEDEXPRESS URGENT CARE - WEXFORD		3			3
CVS OH6164POCT DELAWARE		3			3
CVS TX19POCT SPRING		3			3
CHILDREN'S HEALTHCARE OF ATLANTA		3			3
CVS NC2749POCT CONCORD		3			3
CENTURY LINK SPORTS COMPLEX			3	100%	3
BASCOM PALMER EYE INSTITUTE			3	100%	3
Kroger 448 - The Little Clinic Mason		3			3
ACCESS HEALTH CARE		2	1	33%	3

COVID-19: testing by laboratory

Data through Apr 20, 2021 verified as of Apr 21, 2021 at 09:25 AM

Data in this report are provisional and subject to change.

The numbers in the table below represent the number of Florida and non-Florida residents for whom test results were received by the Department of Health. A person can be tested by more than one laboratory and can have both positive and negative results. **Therefore, the sum of the numbers in each column will be larger than the total number of people tested.**

Reporting lab	Inconclusive	Negative	Positive	Percent positive	Total
IOWA DEPARTMENT OF PUBLIC HEALTH			3	100%	3
Birchaven		3			3
VIRTUA MEMORIAL HOSPITAL BURLINGTON COUNTY		1	2	67%	3
THE DOCTOR'S OFFICE OF WEST CALDWELL		3			3
LPG PEDIATRICS AT LEHIGH ACRES		2	1	33%	3
GROVES CENTER			3	100%	3
NASSAU COUNTY HEALTH DEPARTMENT		3			3
QUEST DIAGNOSTICS CLINICAL LABORATORIES INC		2	1	33%	3
BETHESDA HOSPITAL EAST BLOOD GAS LAB			3	100%	3
Orchid Cove at Naples			3	100%	3
FULGENT GENETICS HOUSTON		3			3
CALLE OCHO DIALYSIS			3	100%	3
HALIFAX HEALTH CARE FOR WOMEN		3			3
SOFTCELL L-FORM LABORATORIES, LLC			3	100%	3
AVALON MEDICAL GROUP		1	2	67%	3
MONTANA PUBLIC HEALTH LAB			3	100%	3
NORTHWELL HEALTH			3	100%	3
SINAI POST ACUTE NURSING AND REHAB CE		3			3
HEALTH AND WELLNESS URGENT CARE LLC			3	100%	3
MINUTECLINIC DIAG OF IND, LLC #6908		3			3
TRUE HEALTH – LAKE UNDERHILL		3			3
LIVINGSTON COUNTY DEPT OF HEALTH REPRO			3	100%	3
NORTHCREST MEDICAL CENTER		1	2	67%	3
NEWSTAR MEDICAL LABORATORIES		3			3
HARBORCHASE OF GAINESVILLE			3	100%	3
Concordia Village of Tampa			3	100%	3
Kroger 388 - The Little Clinic Braelinn Village		3			3
MEDEXPRESS URGENT CARE - HADLEY		3			3
HARBORCHASE OF STUART			3	100%	3
Bainbridge Health and Rehab		3			3
CVS MN663POCT APPLE VALLEY		2	1	33%	3
ACL LABORATORIES INDUSTRIAL TOXICOLOGY			3	100%	3
Wynfield Park Health and Rehabilitation		3			3
BLACKWATER RIVER			3	100%	3
OPENTRONS PRL		2	1	33%	3
UHEALTH JACKSON URGENT CARE - CUTLER BAY		1	2	67%	3
Kroger 768 - The Little Clinic Leestown Rd		2	1	33%	3
THE PATHOLOGY LABORATORY		1	2	67%	3
LEE MEMORIAL HOSPITAL BLOOD GAS LAB			3	100%	3
320 S TRANSIT ST		3			3
ONslow MEMORIAL HOSPITAL LABORATORY		3			3
Village on the Green			3	100%	3
SUNDALE NURSING HOME		3			3
MCGUFFEY HEALTH CARE CENTER INC		3			3
SURETOX LABORATORY LLC		2	1	33%	3
CAMPAZZI CONCIERGE MEDICAL SERVICES		2	1	33%	3
GUTHRIE CORNING HOSPITAL LABORATORY		3			3

COVID-19: testing by laboratory

Data through Apr 20, 2021 verified as of Apr 21, 2021 at 09:25 AM

Data in this report are provisional and subject to change.

The numbers in the table below represent the number of Florida and non-Florida residents for whom test results were received by the Department of Health. A person can be tested by more than one laboratory and can have both positive and negative results. **Therefore, the sum of the numbers in each column will be larger than the total number of people tested.**

Reporting lab	Inconclusive	Negative	Positive	Percent positive	Total
HEALGEN SCIENTIFIC			3	100%	3
CERTIVIA LABORATORIES			3	100%	3
MEDFUSION		2	1	33%	3
LAURELLWOOD NURSING CENTER		1	2	67%	3
MARLBORO URGENT CARE		3			3
BOLING, STEPHANIE		3			3
CVS CA9823POCT SACRAMENTO		3			3
MEDEXPRESS URGENT CARE GREENSBURG		2	1	33%	3
SANFORD MOBILE LAB			3	100%	3
GONZALEZ MD AND ASWAD MD HEALTH SERVICES			3	100%	3
GRASSY SPRAIN PHARMACY INC		3			3
LUCID LABORATORY SERVICES		3			3
GREENTREE MEDICAL CENTER			3	100%	3
SUN TERRACE HEALTH CARE CENTER			3	100%	3
ADVANCED PEDIATRICS			3	100%	3
CVS MI8091POCT FRASER		2	1	33%	3
NEMOURS CHILDRENS PRIMARY CARE MAITLAND			3	100%	3
HEALTH EXPRESS		3			3
MINUTECLINIC DIAGNOSTIC OF OHIO #6192		3			3
PRISMA HEALTH MIDLANDS			3	100%	3
Magnolia Health and Rehab Center			3	100%	3
QUALITY LABORATORY SERVICE		2	1	33%	3
ACCESS LABORATORIES LLC			3	100%	3
Mitchell Hollingsworth Nursing and Rehab		3			3
MEDEXPRESS URGENT CARE - TOPEKA, SW WANAMAKER RD		3			3
WALGREENS #10264		3			3
HILLVIEW LABORATORY			3	100%	3
NASON HOSPITAL			3	100%	3
STRINGFELLOW MEMORIAL HOSPITAL		3			3
UNIVERSITY OF KANSAS MEDICAL CENTER			3	100%	3
LEESBURG COMMUNITY HEALTH CENTERS			3	100%	3
Gracemore Nursing and Rehab		3			3
SPARROW CENTRAL LAB			3	100%	3
CLINICAL CARE ASSOCIATES, INC			3	100%	3
LINCOLN MEDICAL CENTER		3			3
CABELL HUNTINGTON HOSPITAL CLINICAL LAB			3	100%	3
ANN STORCK CENTER INC		3			3
VA OUTPATIENT CLINIC-NEW PORT RICHEY			3	100%	3
CORMEUM LAB SERVICES, LLC			3	100%	3
NORTH BROWARD HOSPITAL DISTRICT HEALTHCARE FOR THE HOMELESS			3	100%	3
SUPER HEALTH PHARMACY LLC		3			3
ORCHID COVE DAYTONA			3	100%	3
NEBRASKA MEDICAL CENTER			3	100%	3
ADVENTHEALTH MEDICAL GROUP PEDIATRICS AT APOPKA		3			3
CVS HEALTH, #5962		3			3
GARCIA MORALES NELSON			3	100%	3
MEDIC INFUSION PA		3			3

COVID-19: testing by laboratory

Data through Apr 20, 2021 verified as of Apr 21, 2021 at 09:25 AM

Data in this report are provisional and subject to change.

The numbers in the table below represent the number of Florida and non-Florida residents for whom test results were received by the Department of Health. A person can be tested by more than one laboratory and can have both positive and negative results. **Therefore, the sum of the numbers in each column will be larger than the total number of people tested.**

Reporting lab	Inconclusive	Negative	Positive	Percent positive	Total
TUFTS MEDICAL CENTER			3	100%	3
OHIO HEALTH DOCTORS HOSPITAL			3	100%	3
MEDICAL SERVICES OF AMERICA HOME HEALTH		3			3
CVS PA2687POCT EXTON		3			3
DOCTORS HOSPITAL RENAISSANCE			3	100%	3
EXETER HOSPITAL		3			3
MEDEXPRESS-HOUSTON EAST FWY		1	2	67%	3
MEDICAL CENTER OF CENTRAL GEORGIA			3	100%	3
LEXINGTON MEDICAL CENTER		1	2	67%	3
JUPITER INTERNAL MEDICINE AND ASSOCIATES			3	100%	3
CTRS			3	100%	3
Greystone Health Care Center		3			3
STVHCS - Dental Outpatient Clinic		3			3
ST. LUKE'S HOSPITAL - BETHLEHEM CAMPUS		1	2	67%	3
TAMPA		1	2	67%	3
CVS TX7825POCT FRISCO		2	1	33%	3
Good Samaritan Society - Fairfield Glade		3			3
MEDEXPRESS URGENT CARE - LITTLE ROCK		2	1	33%	3
ADVANCE FAMILY PRACTICE LLC□			3	100%	3
CVS OH2486POCT NILES		1	2	67%	3
CVS AZ7263POCT PHOENIX		3			3
PREMIER CLINICAL RESEARCH INSTITUTE INC			3	100%	3
SENTARA NORFOLK GENERAL HOSPITAL CENTRAL LAB			3	100%	3
Glenis Dr VA Outpatient Clinic		2	1	33%	3
HOUSTON MEDICAL CENTER			3	100%	3
CVS PHARMACY INC DBA CVS/PHARMACY #10908		3			3
MERCY HEALTH			3	100%	3
BROOKDALE OAKBRIDGE		1	2	67%	3
INTERNAL MEDICINE AND WOUND CARE SPECIALIST LLC		3			3
PROPATH			3	100%	3
CATSKILL REGIONAL MEDICAL CENTER		3			3
CVS IL2798POCT CHICAGO		1	2	67%	3
WINDSOR AT OCALA		2	1	33%	3
BRADENTON PHYSICIAN MEDICAL CENTER			3	100%	3
CVS SC5471POCT LEXINGTON		2	1	33%	3
WEILL CORNELL MEDICAL ASSOCIATES - EAST SIDE		3			3
SCRIPPS CLINIC MEDICAL			3	100%	3
SCIENTIFIC LABORATORY DIVISION			3	100%	3
BOONES CREEK URGENT CARE		1	2	67%	3
NORTH DAKOTA DEPT OF HEALTH MICROBIOLOGY		1	2	67%	3
PEDIATRICS BY THE SEA JOG RD OFFICE			3	100%	3
SERENADES BY SONATA		1	2	67%	3
BROOME COUNTY HEALTH DEPARTMENT		2	1	33%	3
MEDEXPRESS URGENT CARE - NORTH LITTLE		2	1	33%	3
MEDEXPRESS URGENT CARE-CLOQUET		3			3
BNC Medical Investors, LLC Berrien Nursing & Rehabilitation Center		3			3
WALGREENS #11329		3			3

COVID-19: testing by laboratory

Data through Apr 20, 2021 verified as of Apr 21, 2021 at 09:25 AM

Data in this report are provisional and subject to change.

The numbers in the table below represent the number of Florida and non-Florida residents for whom test results were received by the Department of Health. A person can be tested by more than one laboratory and can have both positive and negative results. **Therefore, the sum of the numbers in each column will be larger than the total number of people tested.**

Reporting lab	Inconclusive	Negative	Positive	Percent positive	Total
DEBORAH HEART AND LUNG CENTER		3			3
WALGREENS #05477		3			3
WEST COCOA PHARMACY			3	100%	3
COOPER UNIVERSITY HOSPITAL LABORATORY		2	1	33%	3
ORLANDO AIRPORT DIALYSIS		3			3
CVS CT288POCT BRISTOL		2	1	33%	3
CVS AZ7075POCT CHANDLER		3			3
F W HUSTON MEDICAL CENTER SENIOR LIVIN		3			3
SOUTHEASTERN IMMEDIATE CARE- MILLEDGEVILLE GA			3	100%	3
LRHS Florida Poly Tech		3			3
APEX CLINICAL LABORATORIES INC		3			3
Wilkes-Barre VAMC		3			3
MEMORIAL HERMANN			3	100%	3
INSPIRA MEDICAL CENTER VINELAND LAB		2	1	33%	3
SAN JUAN REGIONAL MEDICAL CENTER		3			3
CVS NM7242POCT ALBUQUERQUE		3			3
LAB PLUS, LLC AT ASCENSION SAINT THOMA		3			3
RIVERSIDE METHODIST HOSPITAL LAB			3	100%	3
Kroger 758 - The Little Clinic Providence		3			3
SISD EMPLOYEE HEALTH CLINIC			3	100%	3
CARESPOT-WELLINGTON			3	100%	3
BAYSHORE MEDICAL CENTER LABORATORY		3			3
CVS PA1657POCT YORK		2	1	33%	3
PRECIDENT FLORIDA		3			3
CARENOW-ATASCOCITA			3	100%	3
Kings County Hospital Center			3	100%	3
CVS TX2876POCT PROSPER		3			3
CVS M05727POCT PLATTE CITY		3			3
GYN PATH SERVICES			3	100%	3
WAL-MART STORES EAST LP		2	1	33%	3
HOUSTON METHODIST HOSPITAL			3	100%	3
CVS IL4778POCT EVANSTON		3			3
RICHMOND CITY DEPARTMENT OF PUBLIC HEALTH			3	100%	3
24TH WEAPONS OF MASS DESTRUCTION - CIVIL SUPPORT		3			3
MURFREESBORO MEDICAL CLINIC		3			3
NEXTCARE WYOMING LLC			3	100%	3
MINUTECLINIC DIAGNOSTIC OF VIRGINIA, LLC #392		3			3
BOSTON MEDICAL CENTER			3	100%	3
MINUTECLINIC DIAGNOSTIC MEDICAL		3			3
UNITY HEALTH AND REHABILITATION CENTER			3	100%	3
CVS NJ2508POCT MANALAPAN		3			3
CVS RI326POCT NORTH SMITHFIELD		3			3
FAMILY CARE SPECIALISTS OF ORLANDO			3	100%	3
EMERALD TRACE		3			3
CVS TX7156POCT RICHARDSON		3			3
CVS KS676POCT LAWRENCE		2	1	33%	3
SOLERA SPECIALTY PHARMACY LLC		2	1	33%	3

COVID-19: testing by laboratory

Data through Apr 20, 2021 verified as of Apr 21, 2021 at 09:25 AM

Data in this report are provisional and subject to change.

The numbers in the table below represent the number of Florida and non-Florida residents for whom test results were received by the Department of Health. A person can be tested by more than one laboratory and can have both positive and negative results. **Therefore, the sum of the numbers in each column will be larger than the total number of people tested.**

Reporting lab	Inconclusive	Negative	Positive	Percent positive	Total
CVS CA9485POCT MISSION VIEJO		3			3
MEDEXPRESS URGENT CARE - JEANNETTE		3			3
MINUTECLINIC, LLC #05814		3			3
THE OASIS BEACHSIDE		3			3
Walgreens #5984		3			3
VA PRIMARY CARE ANNEX			3	100%	3
VIRGINIA DIVISION OF CONSOLIDATED LABORATORIES			3	100%	3
15 TO KNOW			3	100%	3
MEDEXPRESS URGENT CARE - HACKETTSTOWN		2	1	33%	3
MINUTECLINIC DIAGNOSTIC PA #3344		3			3
YORK HOSPITAL - LABORATORY			3	100%	3
INTERCOASTAL FAMILY PRATICE		1	2	67%	3
MEDEXPRESS URGENT CARE - CHERRY HILL		3			3
CVS CA9492POCT YORBA LINDA		3			3
CVS PA7132POCT THORNDALE		3			3
CVS MA1006POCT BROCKTON		3			3
BAPTIST PRIMARY CARE FERNANDINA BEACH			3	100%	3
CVS PA7611POCT ALLISON PARK		3			3
MARRA'S PHARMACY		3			3
CROSSVILLE MEDICAL GROUP		1	2	67%	3
Michael J Crescenz VA Outpatient Dialysis Center		3			3
NYU WINTHROP LABORATORY		3			3
PREMIER FAMILY AND SPORTS MEDICINE		2	1	33%	3
UNIVERSITY HEALTH SERVICES RIVER CAMPUS		2	1	33%	3
GULF COAST IMMEDIATE CARE CENTER		1	2	67%	3
NHC DICKSON		3			3
EVERGREEN WOODS HEALTH & REHAB CENTER		2	1	33%	3
FLAGLER FAMILY MEDICINE PA			3	100%	3
MINUTECLINIC DIAG OF IND, LLC #6483		1	2	67%	3
US SPECIALTY LABS			3	100%	3
COMMUNITY MEDICAL CENTER			3	100%	3
TAMPA INTERNATIONAL AIRPORT			3	100%	3
MAYO CLINIC BEACHES PRIMARY CARE CTR		3			3
MANATEE URGENT CARE LLC			3	100%	3
EAST NAPLES PEDIATRICS			3	100%	3
CVS OH3329POCT LAKEWOOD		3			3
GENDERXPRESS/PICTURE ME PERFECT IMAGING			3	100%	3
MEDEXPRESS URGENT CARE - LAWRENCE		3			3
FLORIDA MEDICAL ASSOCIATES		3			3
ROANE MEDICAL CENTER		2	1	33%	3
Medilodge of Montrose		3			3
ALOHA HOME CARE LLC DBA ACCENTCARE HOME HEALTH OF		3			3
NORTHWEST FLORIDA CLINICAL LAB		1	2	67%	3
UVA HEALTH SYSTEM MEDICAL LABORATORIES			3	100%	3
MINUTECLINIC, LLC #07876		2	1	33%	3
OPTUM PRIMARY CARE - SILVER LAKES			3	100%	3
BAYSTATE MEDICAL CENTER		1	2	67%	3

COVID-19: testing by laboratory

Data through Apr 20, 2021 verified as of Apr 21, 2021 at 09:25 AM

Data in this report are provisional and subject to change.

The numbers in the table below represent the number of Florida and non-Florida residents for whom test results were received by the Department of Health. A person can be tested by more than one laboratory and can have both positive and negative results. **Therefore, the sum of the numbers in each column will be larger than the total number of people tested.**

Reporting lab	Inconclusive	Negative	Positive	Percent positive	Total
WILLIAM S MIDDLETON MEMORIAL VET HOSP		3			3
HUMC		1	2	67%	3
MUNSON MEDICAL CENTER			3	100%	3
OHIO DEPARTMENT OF HEALTH LABORATORY		2	1	33%	3
BROOKDALE ALTAMONTE SPRINGS			3	100%	3
MINUTECLINIC, LLC #05891		2	1	33%	3
GREATER MOBILE URGENT CARE - SPRINGHILL			3	100%	3
John Knox Manor Inc II		2	1	33%	3
MANORCARE NURSING & REHABILITATION CENTER-NAPLES		3			3
CANOPY AT HARPER LAKE, THE			3	100%	3
Medilodge of Alpena		3			3
CLARA MAASS TRANSITIONAL CARE UNIT		3			3
Florida Baptist Retirement Center		1	2	67%	3
ERIE COUNTY PUBLIC HEALTH CLINICAL		3			3
GEISINGER COMMUNITY MEDICAL CENTER			3	100%	3
MEDEXPRESS URGENT CARE-ARLINGTON		2	1	33%	3
NEWCARE PRIMARY MEDICINE			3	100%	3
NEW YORK STATE DEPARTMENT OF HEALTH		1	2	67%	3
TIFTON CARECONNECT URGENT CARE			3	100%	3
RAJ K PAI MD PA			3	100%	3
ST. PETERSBURG PEDIATRICS- 38TH AVENUE			3	100%	3
MEDEXPRESS URGENT CARE, HERMITAGE		1	2	67%	3
SKIPPACK MEDICAL LAB			3	100%	3
CVS TX7675POCT RED OAK		1	2	67%	3
CVS AZ1720POCT QUEEN CREEK		3			3
EAST TENNESSEE CHILDREN'S HOSPITAL		2	1	33%	3
QUEST DIAGNOSTICS INCORPORATED	1		2	67%	3
OMNI HEALTHCARE INC		1	2	67%	3
CVS CA9858POCT SANTA CLARITA		3			3
TAYLOR MANOR		1	2	67%	3
Kroger 093 - The Little Clinic Stapleton		2	1	33%	3
HELGEMO & LIQU PEDIATRICS			3	100%	3
CLEARWATER		2	1	33%	3
MEDICAL CITY DALLAS HOSPITAL			3	100%	3
C19 LABS			3	100%	3
IP BOISE 1		2	1	33%	3
TARRANT COUNTY PUBLIC HEALTH		3			3
Kroger 627 - The Little Clinic Castleberry		2	1	33%	3
THE DOCTORS OFFICE OF BRICK, LLC		3			3
CARTERSVILLE MEDICAL CENTER		1	2	67%	3
CVS NC7548POCT FUQUAY VARINA		2	1	33%	3
OLYMPUS HEALTH AND PERFORMANCE			3	100%	3
EASTMAN HEALTHCARE & REHAB		3			3
LOCH HAVEN PEDIATRICS			3	100%	3
NORTHEAST FLORIDA INTERNAL MEDICINE PA		3			3
MARYLAND STATE DEPT OF HEALTH	2		1	33%	3
PATHOLOGY REFERENCE LAB LLC			3	100%	3

COVID-19: testing by laboratory

Data through Apr 20, 2021 verified as of Apr 21, 2021 at 09:25 AM

Data in this report are provisional and subject to change.

The numbers in the table below represent the number of Florida and non-Florida residents for whom test results were received by the Department of Health. A person can be tested by more than one laboratory and can have both positive and negative results. **Therefore, the sum of the numbers in each column will be larger than the total number of people tested.**

Reporting lab	Inconclusive	Negative	Positive	Percent positive	Total
MINUTECLINIC DIAGNOSTIC, PA		3			3
TERRACE OF ST CLOUD, THE		2	1	33%	3
WEST TN HEALTH MED NORTH		3			3
ADVENTHEALTH WATERMAN COMMUNITY CLINIC			3	100%	3
INTERNAL MEDICINE & PEDIATRICS WELLNESS CENTER			3	100%	3
EFFINGHAM HOSP, INC, DBA EFFINGHAM HEALTH		3			3
WALGREENS #07502		3			3
MINUTECLINIC DIAGNOSTIC OF PA LLC		3			3
Rosedale Green		3			3
SOUTH COUNTY MENTAL HEALTH CENTER INC			3	100%	3
CCRX OF NORTH CAROLINA, LLC		2	1	33%	3
MEDEXPRESS URGENT CARE, BELLE VERNON		3			3
COMMUNICABLE DISEASE CONTROL/PUBLIC HEALTH EMERGENCY PREPAREDNESS			3	100%	3
CVS OH6167POCT ASHLAND		3			3
LAHEY CLINIC MEDICAL CENTER			3	100%	3
CVS KY2332POCT GEORGETOWN		2	1	33%	3
HOLY CITY MED URGENT CARE			3	100%	3
TMH REHABILITATION CENTER		3			3
SCHIFF CENTER FOR LIVER DISEASES		1	2	67%	3
MID FLORIDA CLINICAL LABORATORY		2	1	33%	3
ALABAMA DEPT PUBLIC HEALTH			3	100%	3
BAPTIST HEALTH SURGERY CENTER AT NORTHPOINT			3	100%	3
ADVICE FOR OPTIMAL WELLNESS, INC			3	100%	3
RAPID CITY RUGENT CARE			3	100%	3
COVENANT PEDIATRICS		1	2	67%	3
Grandview Health Care Center		3			3
EXPRESSCARE URGENT CARE CENTER			3	100%	3
Englewood Health and Rehab			3	100%	3
CVS CA9103POCT ESCONDIDO		3			3
CROSSROADS URGENT CARE PLLC		3			3
RIGHT AT HOME			3	100%	3
MEDEXPRESS URGENT CARE-WILKINS TOWNSHIP, WILLIAM PENN HIGHWAY		3			3
HELIX URGENT CARE			3	100%	3
LITTLE SPURS PEDIATRIC URGENT CARE		1	2	67%	3
FLORIDA GASTROENTEROLOGY ASSOCIATES PA		3			3
PRIMARY CARE CENTER OF LAKE CITY, THE			3	100%	3
JERSEY IRISH MEDICAL (DBA AFC URGENT C		2	1	33%	3
CANOPY PEDIATRICS		3			3
Maryfield Inc. dba Pennybyrn		3			3
CVS MO10151POCT SPRINGFIELD		2	1	33%	3
2412 LEBANON PIKE		2	1	33%	3
PANCARE HEALTH - FRANKLIN CO			3	100%	3
MEDEXPRESS URGENT CARE-CHIPPEWA		2	1	33%	3
Broadview Multi-Care Center		3			3
PEDIATRICS IN NORTH FLORIDA PA			3	100%	3
FAMILY FIRST PEDIATRICS			3	100%	3
MEDEXPRESS URGENT CARE-SELINSGROVE		2	1	33%	3

COVID-19: testing by laboratory

Data through Apr 20, 2021 verified as of Apr 21, 2021 at 09:25 AM

Data in this report are provisional and subject to change.

The numbers in the table below represent the number of Florida and non-Florida residents for whom test results were received by the Department of Health. A person can be tested by more than one laboratory and can have both positive and negative results. **Therefore, the sum of the numbers in each column will be larger than the total number of people tested.**

Reporting lab	Inconclusive	Negative	Positive	Percent positive	Total
CORTLAND COUNTY HEALTH DEPARTMENT		3			3
CVS MA969POCT PALMER		3			3
TIEHH BIOTERRORISM RESPONSE LAB			3	100%	3
CVS GA5637POCT VILLA RICA		3			3
ISLAND NURSING HOME		2	1	33%	3
PREMIER MOBILE HEALTH SERVICES, LLC		1	2	67%	3
LIFEGUARD AMBULANCE SERVICE LLC - BAY COUNTY			3	100%	3
VELOCITY CARE			3	100%	3
MEMORIAL HERMANN CONSOLIDATED LABORATORY SERVICES			3	100%	3
ATLANTIS OUTPATIENT CENTER		3			3
SIGNATURE CARE PFLUGERVILLE			3	100%	3
Huntington Health Care and Rehabilitation Center		3			3
CAPTIAL REGIONAL MEDICAL CENTER			3	100%	3
LEGACY ER AND URGENT CARE			3	100%	3
PUBLIC HEALTH TRUST OF MIAMI DADE COUNTY			3	100%	3
MEDEXPRESS URGENT CARE - RICHMOND, W BROAD ST		3			3
MEDEXPRESS URGENT CARE - WHEELING		2	1	33%	3
WYOMING DEPT OF HEALTH			3	100%	3
SAVANNAH COVE		3			3
DASCENA LAB			3	100%	3
TRISTAR WELLNESS, LLC		3			3
MT CARMEL PHARMACY INC		3			3
ADVANCED URGENT CARE CENTER OF THE UPPER KEYS		1	2	67%	3
WALGREENS # 09788		3			3
HAMILTON MEDICAL CENTER LABORATORY		1	2	67%	3
FLORIDA HOSPITAL LABORATORIES		3			3
PARKLAND HEALTH & HOSPITAL			3	100%	3
CORNERSTONE DRUG AND GIFT INC		3			3
FLORIDA LABORATORY ANALYSIS, LLC			3	100%	3
HOCHBERG LOWER SCHOOL		3			3
Cleveland Clinic Weston			3	100%	3
MEDEXPRESS URGENT CARE - ANDERSON		3			3
BEEBE MEDICAL CENTER LABORATORY		3			3
VALHALLA MEDICS		3			3
SSM HEALTH ST LOUIS MICROBIOLOGY LABORATORY		1	2	67%	3
PHYSICIANS MEDICAL CENTER		3			3
NC STATE LABORATORY OF PUBLIC HEALTH		3			3
CVS OH4359POCT HUDSON		3			3
MINUTECLINIC DIAGNOSTIC OF NEVADA-9586		2	1	33%	3
PARRISH MEDICAL CENTER-WAIVED TESTING		3			3
HIALEAH SHORES NURSING AND		2	1	33%	3
CARECENTER PHARMACY, LLC		3			3
NEMOURS CHILDREN'S URGENT CARE LAKE NONA			3	100%	3
UK HEALTHCARE			3	100%	3
FRESENIUS KIDNEY CARE			3	100%	3
CENTRAL DUPAGE HOSPITAL			3	100%	3
AZALEALAND NURSING HOME		3			3

COVID-19: testing by laboratory

Data through Apr 20, 2021 verified as of Apr 21, 2021 at 09:25 AM

Data in this report are provisional and subject to change.

The numbers in the table below represent the number of Florida and non-Florida residents for whom test results were received by the Department of Health. A person can be tested by more than one laboratory and can have both positive and negative results. **Therefore, the sum of the numbers in each column will be larger than the total number of people tested.**

Reporting lab	Inconclusive	Negative	Positive	Percent positive	Total
CVS IN6605POCT INDIANAPOLIS		2	1	33%	3
Granville Center	1	2			3
CVS MA920POCT CLINTON		3			3
CVS MA654POCT ACTON		3			3
St. Josephs Hospital		1	2	67%	3
ESTERO FIRE RESCUE		3			3
SOFTLAB			3	100%	3
EXPEDIAN URGENT CARE			3	100%	3
NASSAU COUNTY HEALTH DEPARTMENT-FERNANDINA BEACH C		3			3
KISSIMMEE URGENT CARE		3			3
PROMPT CARE OF CENTRAL FLORIDA LLC			3	100%	3
USCG ABBOTT BINAXNOW		2	1	33%	3
ADVENTHEALTH IMAGING LAKE NONA		1	2	67%	3
CROWNE HEALTH CARE OF FORT PAYNE		2	1	33%	3
SOUTH LAKE FAMILY HEALTH CENTER			3	100%	3
Glenview Terrace Nursing Center		3			3
WOODMARK AT UPTOWN ASSISTED LIVING		3			3
PEDIATRICS AND ADOLESCENT MEDICINE		2	1	33%	3
WELLSTAR URGENT CARE SHALLOWFORD		1	2	67%	3
COL CROSSROAD		1	2	67%	3
Kroger 522 - The Little Clinic Gahanna		2	1	33%	3
MEDICAL CENTER OF THE ROCKIES			3	100%	3
CVS TN7144POCT BARTLETT		3			3
HOPE HEALTH CARE, LLC		3			3
JS HEALTHCARE		2	1	33%	3
COMMUNITY HEALTH CENTERS OF PINELLAS, INC		1	2	67%	3
MARTIN MEDICAL CENTER INC		1	2	67%	3
THOMAS LANGLEY			3	100%	3
ASPIRUS WAUSAU HOSPITAL			3	100%	3
OPP HEALTH AND REHABILITATION		3			3
EVENING PEDIATRICS INC		1	2	67%	3
LIFE CARE CENTER OF SKAGIT VALLEY		3			3
CVS IL8753POCT CHICAGO		3			3
CONCENTRA - ORLANDO SOUTH II		3			3
ASPEN VALLEY HOSPITAL			3	100%	3
HEPATOLOGY DIAGNOSTIC LAB			3	100%	3
MARION OAKS ASSISTED LIVING		3			3
Kroger 635 - The Little Clinic Dacula		3			3
DOCTOR 4 U CLINIC		1	2	67%	3
HOMELAND CENTER		3			3
CVS IN6608POCT NEW PALESTINE		1	2	67%	3
UNIVERSITY URGENT CARE			3	100%	3
CVS CA9803POCT RIVERSIDE		3			3
AMI ST FRANCIS HOSPITAL LABORATORY		2	1	33%	3
LOYOLA UNIVERSITY MEDICAL CENTER LABORATORY			3	100%	3
Kroger 387 - The Little Clinic Hubbards Lane		3			3
CVS OK6225POCT EDMOND		3			3

COVID-19: testing by laboratory

Data through Apr 20, 2021 verified as of Apr 21, 2021 at 09:25 AM

Data in this report are provisional and subject to change.

The numbers in the table below represent the number of Florida and non-Florida residents for whom test results were received by the Department of Health. A person can be tested by more than one laboratory and can have both positive and negative results. **Therefore, the sum of the numbers in each column will be larger than the total number of people tested.**

Reporting lab	Inconclusive	Negative	Positive	Percent positive	Total
Walgreens #12427		1	1	50%	2
PEDIATRIC HEALTH CARE		1	1	50%	2
NORTHSIDE FAMILY MEDICINE AND URGENT CARE (CUMMING)		2			2
RENE F CEDENO DMD PA		2			2
EXCUSED ABSENCE PLLC		2			2
Jersey City Medical Center		2			2
URGENT CARE AND SURGERY CENTER			2	100%	2
PRIMARY CARE SERVICES AT EDGEWATER		2			2
Walgreens #9890		2			2
SALEM VAMC		2			2
CIRRUS DX			2	100%	2
Green Mountain Nursing and Rehabilitation		2			2
CVS NV5942POCT LAS VEGAS		2			2
QUALITY URGENT CARE CENTER		1	1	50%	2
AMERICAN RESEARCH CENTERS OF FLORIDA			2	100%	2
ASANTE THREE RIVERS MEDICAL CENTER LAB		2			2
HAWAII DEPARTMENT OF HEALTH			2	100%	2
PUBLIX PHARMACY #1387		2			2
BAYFRONT CARDIOVASCULAR ASSOCIATES		1	1	50%	2
SOUTHERN SURGICAL ARTS		2			2
WyndRidge Health & Rehabilitation		2			2
Manorcare Health Services - Williamsport South		2			2
UNITY LONGPOND		2			2
Kroger 667 - The Little Clinic Litchfield Park		2			2
ORLANDO LUTHERAN TOWERS		1	1	50%	2
CVS IL8744POCT BROOKFIELD		2			2
GULF COAST MEDICAL CENTER RESPIRATORY CARE			2	100%	2
AMERICAN MEDICAL LABORATORIES			2	100%	2
MAWD PATHOLOGY GROUP			2	100%	2
COMPLETE HEALTH MEDICAL CENTER			2	100%	2
BAYCARE LABORATORIES			2	100%	2
PEACEHEALTH CENTRAL		2			2
ManorCare Health Services Peters Township		2			2
Harbor House		2			2
WARE EXPRESS CARE			2	100%	2
Lenawee Medical Care Facility		2			2
EASTLAKE MEDICAL CENTER		2			2
MEMORIAL HOSPITAL OF CARBONDALE			2	100%	2
BIRMINGHAM INTERNAL MEDICINE ASSOCIATE		1	1	50%	2
MAINE CENTER FOR DISEASE CONTROL AND PREVENTION			2	100%	2
Northpoint Lexington Healthcare		1	1	50%	2
HEALTH NETWORK			2	100%	2
POPLAR HEALTHCARE			2	100%	2
VETERANS AFFAIRS MEDICAL CENTER - GREATER LOS ANGELES			2	100%	2
MINUTECLINIC MINUTECLINIC #4978		1	1	50%	2
MD NOW URGENT CARE MEDICAL CENTERS INC			2	100%	2
WillowBrooke Court at Westminster Village		2			2

COVID-19: testing by laboratory

Data through Apr 20, 2021 verified as of Apr 21, 2021 at 09:25 AM

Data in this report are provisional and subject to change.

The numbers in the table below represent the number of Florida and non-Florida residents for whom test results were received by the Department of Health. A person can be tested by more than one laboratory and can have both positive and negative results. **Therefore, the sum of the numbers in each column will be larger than the total number of people tested.**

Reporting lab	Inconclusive	Negative	Positive	Percent positive	Total
GERM BUSTERS 911 LLC			2	100%	2
VELOCITY URGENT CARE			2	100%	2
LILY PHARMACY		2			2
SHANDS JACKSONVILLE CLINICAL CENTER		1	1	50%	2
STATCARE URGENT AND WALK-IN			2	100%	2
FLORIDA DEPARTMENT OF HEALTH IN ESCAMBIA COUNTY		1	1	50%	2
PTC LABORATORIES			2	100%	2
UPS			2	100%	2
Northport VAMC		2			2
MEDRITE MEDICAL CARE PC		2			2
Crowne Health Care of Mobile		2			2
CVS OH5457POCT POWELL		2			2
Kroger 096 - The Little Clinic Orchard and Holly		2			2
HIGHLAND PARK LAKEWOOD PRESTON HOLLOW			2	100%	2
SAMARITAN PACIFIC COMMUNITIES HOSPITAL		2			2
New Jersey Aim At Smg		2			2
EDITH NOURSE ROGERS MEMORIAL VAMC		2			2
BOCA RATON REGIONAL HOSPITAL INC			2	100%	2
MEDEXPRESS URGENT CARE-MT PLEASANT		1	1	50%	2
PRIMACARE MEDICAL LAKEWOOD			2	100%	2
CVS NC3514POCT STANLEY		2			2
SCHEURER HOSPITAL		2			2
ABRAKIDABRA PEDIATRIC CLINIC LLC			2	100%	2
Kroger 777 - The Little Clinic Shelbyville		1	1	50%	2
AdventHealth Care Center Orlando North			2	100%	2
AMEDISYS HOME HEALTH OF GREENVILLE			2	100%	2
GOLDSTEIN			2	100%	2
ASANTE ROGUE REGIONAL MEDICAL CENTER L		2			2
PEACE RIVER MEDICAL CENTER		2			2
FASTCARE LLC			2	100%	2
DAVENPORT PEDIATRICS CLERMONT			2	100%	2
OCEAN MEDICAL CENTER		1	1	50%	2
MONICE DR.			2	100%	2
SARASOTA MEMORIAL MEDICAL URGENT CARE CENTER			2	100%	2
CITRUS DERMATOLOGY			2	100%	2
PRECISION DIAGNOSTIC INC		2			2
CHRISTUS SPOHN HOSPITAL			2	100%	2
ACKERMAN CANCER CENTER		2			2
Bethel Lutheran Home		2			2
CORNELIA REDDY URGENT CARE		2			2
MEDEXPRESS URGENT CARE - SPRINGDALE, S 40TH STREET		2			2
VOLUNTEERS OF AMERICA OF FLORIDA			2	100%	2
MERCY CONVENIENT CARE			2	100%	2
PUBLIX PHARMACY #1048		2			2
ASCENSION ST VINCENT'S RIVERSIDE			2	100%	2
TEXAS HEALTH CARE			2	100%	2
St. Luke's Care Center		2			2

COVID-19: testing by laboratory

Data through Apr 20, 2021 verified as of Apr 21, 2021 at 09:25 AM

Data in this report are provisional and subject to change.

The numbers in the table below represent the number of Florida and non-Florida residents for whom test results were received by the Department of Health. A person can be tested by more than one laboratory and can have both positive and negative results. **Therefore, the sum of the numbers in each column will be larger than the total number of people tested.**

Reporting lab	Inconclusive	Negative	Positive	Percent positive	Total
BAYLOR COLLEGE OF MEDICINE			2	100%	2
NORTON IMMEDIATE CARE CENTER - PRESTON			2	100%	2
ADVENTHEALTH CENTRA CARE POINCIANA			2	100%	2
Buena Vista Care Center		2			2
HANOVER ENDOSCOPY CENTER		2			2
UWMC MONTLAKE DEPT OF LAB MED			2	100%	2
BLOSSOMS ASSISTED LIVING 1 LLC			2	100%	2
Kroger 853 - The Little Clinic East Broad Street		2			2
PLASMA MED RESEARCH DBA		2			2
Robert Cranfield			2	100%	2
TMH EC NORTHEAST LABORATORY			2	100%	2
Manorcare Health Services West Reading North		2			2
JACKSON LABORATORY OF GENOMIC MEDICINE		2			2
EXPRESS PHARMACY INC		1	1	50%	2
SUMMIT URGENT CARE PS			2	100%	2
MEDEXPRESS URGENT CARE - OMAHA N 72 ST		2			2
NAVAL MEDICAL CENTER			2	100%	2
WALGREENS #13605		2			2
MYKIDZMD PEDIATRICS PLLC		2			2
WE CARE HOME HEALTH SOLUTIONS LLC			2	100%	2
ADVENTHEALTH EAST ORLANDO EMPLOYEE CLINIC		2			2
HEAD 2 TOE PEDIATRICS, PLLC		1	1	50%	2
JERSEY IRISH MEDICAL		2			2
FIRSTCHOICE FAMILY CARE, PLLC		2			2
Walgreens #19019		2			2
MAGNOLIA ADULT, LLC			2	100%	2
CQUENTIA NGS, LLC			2	100%	2
MOBILE HEALTH LABS LLC			2	100%	2
Henry County Health and Rehabilitation		2			2
CEDARS-SINAI MEDICAL CENTER			2	100%	2
John L. McClellan Memorial Veterans Hospital		2			2
PUTNAM COUNTY PUBLIC HEALTH UNIT		2			2
MOUNT SINAI MEDICAL CENTER OF FLORIDA, INC			2	100%	2
EXPRESS CARE WALK-IN CLINIC			2	100%	2
PALM BEACH DIABETES & ENDOCRINE SPECIALISTS PA			2	100%	2
NEW YORK PSYCHIATRIC INSTITUTE		2			2
MARCO ISLAND HOSPITAL INC D/B/A		1	1	50%	2
Kroger 647 - The Little Clinic Newnan Crossings		1	1	50%	2
INNOVATIVE CARE II LLC			2	100%	2
Good Samaritan Society Waukon		2			2
INTEAM HEALTH, INC.			2	100%	2
DUBOIS CONTINUUM OF CARE COMMUNITY INC		2			2
LAB CORP OF AMER SAN DIEGO			2	100%	2
DRR JMC URGENT CARE DONALD ROSS			2	100%	2
CARE ATC SUN HYDRAULICS TALLAVAST			2	100%	2
FRESENIUS KIDNEY CARE SOUTH ST PETERSBURG			2	100%	2
JEFFERSON WASHINGTON TOWNSHIP HOSPITAL		2			2

COVID-19: testing by laboratory

Data through Apr 20, 2021 verified as of Apr 21, 2021 at 09:25 AM

Data in this report are provisional and subject to change.

The numbers in the table below represent the number of Florida and non-Florida residents for whom test results were received by the Department of Health. A person can be tested by more than one laboratory and can have both positive and negative results. **Therefore, the sum of the numbers in each column will be larger than the total number of people tested.**

Reporting lab	Inconclusive	Negative	Positive	Percent positive	Total
ADVENT HEALTH CENTRAL TEXAS		1	1	50%	2
SIGNATURE CARE LEWISVILLE-EMERGENCY CENTER		1	1	50%	2
INTEGRATED REGIONAL LABS			2	100%	2
CVS CA8882POCT SAN CLEMENTE		2			2
ORLANDO HEALTH MEDICAL GROUP		1	1	50%	2
Warren Center for Rehabilitation and Nursing		2			2
APPLING NURSING & REHABILITATION PAVIL		2			2
CDK LIBERTY ENTERPRISES, LLC		2			2
ASHLEY PEDIATRICS			2	100%	2
PRONTO URGENT CARE			2	100%	2
MEDEXPRESS URGENT CARE - LINCOLN VILLA		2			2
BAYCARE OUTREACH LAB WH SOUTH			2	100%	2
EASTERN NEW MEXICO UNIVERSITY STUDENT		2			2
Sevierville Health and Rehabilitation		2			2
NEMOURS CHILDREN'S PRIMARY CARE OF VERO BEACH			2	100%	2
SHELBYVILLE HOSPITAL COMPANY		2			2
SIMPLY HEALTHCARE AND WELLNESS CLINIC, PC			2	100%	2
CLEVELAND CLINIC IMAGING			2	100%	2
MEDEXPRESS URGENT CARE - SOUTH CHARLESTON		2			2
WELL HEALTH LABS			2	100%	2
PALM CITY NURSING AND REHAB CENTER			2	100%	2
JOHN D. ARCHBOLD MEM. HOSPITAL			2	100%	2
MINUTECLINIC DIAG OF IND, LLC #6250		2			2
HEALTH GROUP CENTER INC			2	100%	2
HEALTH SENTRY			2	100%	2
PUBLIX PHARMACY #1092		2			2
Kroger 739 - The Little Clinic La Grange Road		2			2
MATHER HOSPITAL			2	100%	2
SWEDISH COVENANT HOSPITAL			2	100%	2
FALCON HEALTH CENTER			2	100%	2
BAYSHORE MEDICAL CENTER			2	100%	2
FLORIDA PRIMARY CARE CENTER PA		2			2
BE WELL PHARMACY		2			2
BAPTIST HEALTHCARE - LAKEVIEW CENTER INC		2			2
SUNBRIDGE CARE & REHAB FOR DECATUR		2			2
DURAND SENIOR CARE & REHAB CENTER		2			2
OAKMONT EAST- GREENVILLE SC, LLC		2			2
METHODIST MANSFIELD MEDICAL CENTER			2	100%	2
SCIENTIFIC LABORATORY COMPANY		2			2
NORTH MANATEE HEALTH CARE CENTER			2	100%	2
HOLY FAMILY MEDICAL CENTER		1	1	50%	2
CHNJ		2			2
INTERNAL MEDICINE SPECIALISTS MEDICAL GROUP, PA		2			2
RANDOLPH COUNTY HEALTH & REHABILITATIO		2			2
KJ MEDICAL PRACTICE PC		2			2
BERNHARDT LABORATORIES INC			2	100%	2
ALL PEDIATRIC CARE PA			2	100%	2

COVID-19: testing by laboratory

Data through Apr 20, 2021 verified as of Apr 21, 2021 at 09:25 AM

Data in this report are provisional and subject to change.

The numbers in the table below represent the number of Florida and non-Florida residents for whom test results were received by the Department of Health. A person can be tested by more than one laboratory and can have both positive and negative results. **Therefore, the sum of the numbers in each column will be larger than the total number of people tested.**

Reporting lab	Inconclusive	Negative	Positive	Percent positive	Total
MEDEXPRESS URGENT CARE - WICHITA, N MAIZE RD		1	1	50%	2
INTERMOUNTAIN MEDICAL CENTER			2	100%	2
MAGNOLIA MANOR OF COLUMBUS		2			2
THE FOUNTAIN AT BOCA CIEGA BAY		2			2
MERCY MEDICAL CENTER INC		1	1	50%	2
DOWN HOME MEDICAL			2	100%	2
HARRINGTON PARK HEALTH AND REHAB		2			2
BOSTON PUBLIC HEALTH COMMISSION			2	100%	2
BRANDYWYNE HEALTH CARE CENTER			2	100%	2
DOCTOR'S IN-HOUSE LAB/COMMUNITY HEALTH CENTERS OF PINELLAS - JOHNNIE R			2	100%	2
PM PEDIATRICS OF SELDEN, PLLC		2			2
NORTHSIDE FAMILY MEDICINE AND URGENT CARE (EAST COBB)		2			2
AFC URGENT CARE CLEVELAND			2	100%	2
SPARTANBURG REGIONAL MEDICAL CENTER			2	100%	2
WOMENS CARE FLORIDA LLC-LABORATORY		2			2
MEDEXPRESS URGENT CARE - BENTON		2			2
SAFE PMC		2			2
INN AT LAPOSADA,THE			2	100%	2
WAKULLA URGENT CARE & DIAGNOSTIC			2	100%	2
KAP MEDICAL GROUP, LLC			2	100%	2
BIOHEALTH MEDICAL LAB INC			2	100%	2
ELEVATION HEALTH LABORATORY		2			2
OUR LADY OF THE LAKE REGIONAL MEDICAL CENTER			2	100%	2
Kroger 687 - The Little Clinic Sugar Hill		1	1	50%	2
CVS NC4169POCT FAYETTEVILLE		2			2
PRECISION CLINICAL RESEARCH			2	100%	2
GULF COAST REGIONAL MEDICAL CARE		2			2
WISCONSIN STATE LABORATORY OF HYGIENE		1	1	50%	2
MEDEXPRESS URGENT CARE - DERBY N ROCK		2			2
CHAPPEL GROUP RESEARCH, THE		2			2
MCCALLIE SCHOOL-STUDENT HEALTH CENTER		2			2
MEDEXPRESS URGENT CARE, MOSSIDE		2			2
HEALTH FIRST MEDICAL GROUP			2	100%	2
COASTAL PEDIATRIC CARE			2	100%	2
FEDERAL CORRECTIONAL INSTITUTION MARIANNA			2	100%	2
CORTLAND PARK REHABILITATION AND NURSING CENTER		1	1	50%	2
RUST MEDICAL CENTER		2			2
Eagle Health and Rehabilitation		2			2
ONTARIO COUNTY PUBLIC HEALTH		2			2
THE HOSPITAL OF PROVIDENCE EMERGENCY ROOM			2	100%	2
Providence VAMC		2			2
ROCKWALL URGENT CARE			2	100%	2
ACCESS MEDICAL GROUP OF TAMPA II, INC		2			2
Tuscola County Medical Care Community		2			2
DELRAY BEACH HEALTH CENTER			2	100%	2
LIFESPRING COMMUNITY HEALTH		2			2
Beecher Manor Nursing and Rehabilitation Center		2			2

COVID-19: testing by laboratory

Data through Apr 20, 2021 verified as of Apr 21, 2021 at 09:25 AM

Data in this report are provisional and subject to change.

The numbers in the table below represent the number of Florida and non-Florida residents for whom test results were received by the Department of Health. A person can be tested by more than one laboratory and can have both positive and negative results. **Therefore, the sum of the numbers in each column will be larger than the total number of people tested.**

Reporting lab	Inconclusive	Negative	Positive	Percent positive	Total
WELL-KEY URGENT CARE SEVIERVILLE			2	100%	2
MASSENA HOSPITAL LABORATORY		2			2
JRS LABORATORY			2	100%	2
ONE MEDICAL GROUP		1	1	50%	2
Kroger 426 - The Little Clinic Suwanee		2			2
TLC MEDICAL			2	100%	2
First Care Living Center/Essentia Health			2	100%	2
PROSPECT URGENT CARE			2	100%	2
HAPPY KIDZ PEDIATRICS PL		1	1	50%	2
MEDICAL ASSOCIATES OF BREVARD DR S VYAS			2	100%	2
MOORE CLINICAL RESEARCH INC			2	100%	2
PHOEBE SUMTER MEDICAL CENTER LABORATORY		2			2
NYUMC CLINICAL LABORATORIES			2	100%	2
Beth Sholom Home of Eastern Virginia		1	1	50%	2
MAYO CLINIC GROUP PRACTICE LABORATORY			2	100%	2
TGH Brandon Healthplex Laboratory			2	100%	2
ADVANCED FOOT AND ANKLE OF INDIAN RIVER		2			2
WHITESANDS OUTPATIENT TREATMENT		2			2
Absolut Care at Three Rivers		2			2
NORTH DAKOTA VETERANS HOME		2			2
CVS IN8639POCT TERRE HAUTE		2			2
CITRUS PARK			2	100%	2
CORNERSTONE MEDICAL CARE OF BRANDON		2			2
ALBUQUERQUE - AMG SPECIALTY HOSPITAL		2			2
TWELVE OAKS RECOVERY CENTER			2	100%	2
PREVENTIVE HEALTH PARTNERS I L S C		2			2
BAYMEADOWS PRIMARY CARE		2			2
SAWGRASS PEDIATRIC PARTNERS LLC			2	100%	2
ARLINGTON DIALYSIS CENTER LLC		2			2
ROYAL OAK MEDICAL CENTER LLC DBA CHARACTER FAMILY			2	100%	2
MIDLAND MEMORIAL HOSPITAL			2	100%	2
ROUTE 16 PHARMACY LLC DBA HOLLAND PHAR		2			2
BRENTWOOD AT FORE RANCH			2	100%	2
LIFETIME FAMILY URGENT CARE			2	100%	2
MEDEXPRESS URGENT CARE - BROOKHAVEN		2			2
TRUE HEALTH INC			2	100%	2
MEDEXPRESS URGENT CARE - LINCOLN N 26T		2			2
MEDEXPRESS URGENT CARE PENNSVILLE		2			2
EXCEPTIONAL EMERGENCY CENTER - AMARILLO			2	100%	2
BOND COMMUNITY HEALTH CENTER			2	100%	2
Elba Nursing and Rehabilitation Center, LLC		2			2
CHESTERFIELD HEALTHCARE GROUP, INC		2			2
ADVENTHEALTH IMAGING PARTIN SETTLEMENT			2	100%	2
OHSU LABORATORY SERVICES		2			2
KEY WEST HMA PHYSICIAN MANAGEMENT, LLC			2	100%	2
Covington Care Nursing and Rehabilitation		2			2
AZALEA HEALTH AND REHABILITATION		2			2

COVID-19: testing by laboratory

Data through Apr 20, 2021 verified as of Apr 21, 2021 at 09:25 AM

Data in this report are provisional and subject to change.

The numbers in the table below represent the number of Florida and non-Florida residents for whom test results were received by the Department of Health. A person can be tested by more than one laboratory and can have both positive and negative results. **Therefore, the sum of the numbers in each column will be larger than the total number of people tested.**

Reporting lab	Inconclusive	Negative	Positive	Percent positive	Total
ATLANTIC DIAGNOSTICS			2	100%	2
TENNESSEE VALLEY HCS			2	100%	2
GET WELL EXPRESS URGENT CARE & WALK-IN CLINIC			2	100%	2
CVS NC2559POCT CHARLOTTE		2			2
CVS AZ9277POCT TUCSON		2			2
Kroger 020 - The Little Clinic Wheat Ridge		2			2
CROSSROADS			2	100%	2
CVS AZ33POCT TEMPE		2			2
Fairhaven Retirement Community		2			2
VA CBOC			2	100%	2
SANTA ROSA COUNTY HEALTH DEPARTMENT			2	100%	2
COVANCE			2	100%	2
MC DIAGNOSTIC OF CONNECTICUT, PC #252		1	1	50%	2
WALKONCLINIC			2	100%	2
Mount Olivet Careview Home		2			2
Kroger 596 - The Little Clinic Brentwood		2			2
RIDGEFIELD PEDIATRIC ASSOCIATES		2			2
Kroger 477 - The Little Clinic Fort Mitchell		2			2
Kroger 130 - The Little Clinic Colorado Springs		2			2
MEDEXPRESS URGENT CARE - MARTINSVILLE		2			2
NEW YORK CITY DEPARTMENT OF HEALTH			2	100%	2
GILA REGIONAL MEDICAL CENTER		2			2
CLEMENT J ZABLOCKI VAMC		2			2
PRESTIGE EMERGENCY ROOM LLC			2	100%	2
ADVANCED MEDICAL OF FLORIDA			2	100%	2
RAPID MD			2	100%	2
ROCKEFELLER UNIVERSITY CLINICAL GENOMICS LABORATOR		2			2
MIDWAY PRIMARY CARE LLC		2			2
WATERS PEDIATRIC CENTER			2	100%	2
KIVA AT MOUNT DORA			2	100%	2
SHELL POINT HOME HEALTH			2	100%	2
OAKBRIDGE TERRACE AT SAE			2	100%	2
Cottage of the Shoals		2			2
SOUTH DAKOTA DEPARTMENT OF HEALTH		2			2
MID-FLORIDA HEMATOLOGY AND ONCOLOGY CENTERS		2			2
CARE 365			2	100%	2
ANDERSON COUNTY HOSPITAL			2	100%	2
ADVENTHEALTH MEDICAL GROUP FAMILY AND INTERNAL		1	1	50%	2
ALCALA PHARMACEUTICALS			2	100%	2
ST JOSEPH'S HOSPITAL INC			2	100%	2
MINUTECLINIC DIAG OF IND, LLC #4368		2			2
Macon Valley Nursing and Rehabilitation Center		2			2
UF KANAPAHA LAB BEAKER		2			2
LAKE BALDWIN			2	100%	2
CVS NE2741POCT LA VISTA		2			2
EXCELTOX LABORATORIES LLC		2			2
LEHIGH MEDICAL AND RESEARCH CENTER, INC			2	100%	2

COVID-19: testing by laboratory

Data through Apr 20, 2021 verified as of Apr 21, 2021 at 09:25 AM

Data in this report are provisional and subject to change.

The numbers in the table below represent the number of Florida and non-Florida residents for whom test results were received by the Department of Health. A person can be tested by more than one laboratory and can have both positive and negative results. **Therefore, the sum of the numbers in each column will be larger than the total number of people tested.**

Reporting lab	Inconclusive	Negative	Positive	Percent positive	Total
VITAL CARE CLINIC, LLC			2	100%	2
GUARDIAN HOME CARE OF CENTRAL GEORGIA		2			2
WALGREENS NO 10512		1	1	50%	2
MEDEXPRESS URGENT CARE - ROSS TOWNSHIP		2			2
IN AND OUT URGENT CARE			2	100%	2
Kroger 686 - The Little Clinic Farragut		2			2
AHC Forest cove		2			2
CALIFORNIA DIVISION OF COMMUNICABLE DISEASE CONTROL			2	100%	2
MARTINSBURG VAMC		2			2
MEASE MANOR MEMORY CARE		2			2
SKY LAKES MEDICAL CENTER		2			2
POINTE MEDICAL SERVICES INC			2	100%	2
NLC LABS			2	100%	2
STUART SURGERY CENTER, LLC			2	100%	2
MASSACHUSETTS DEPARTMENT OF HEALTH			2	100%	2
MINUTECLINIC DIAGNOSTIC OF KANSAS, PC		2			2
ORCHARD LABORATORIES			2	100%	2
SHERIDAN AT HOBE SOUND, THE			2	100%	2
BAYCARE OUTREACH LAB			2	100%	2
PBSO HEALTH AND WELLNESS CENTER			2	100%	2
BAPTIST HOSPITAL INTERNAL MEDICINE GULF BREEZE			2	100%	2
MIRAMAR KIDNEY CENTER		1	1	50%	2
PANCARE HEALTH - SNEADS ELEMENTARY			2	100%	2
Fox Subacute at Warrington		2			2
RDX BIOSCIENCE INC			2	100%	2
UNIVERSITY OF MIAMI HOSPITALS & CLINIC			2	100%	2
CLEVELAND CLINIC FLORIDA LABORATORY			2	100%	2
Luther Acres Manor		2			2
AMICUS MEDICAL CENTER LLC			2	100%	2
MELBOURNE URGENT CARE			2	100%	2
MISSION HOSPITAL REGIONAL MEDICAL CENTER			2	100%	2
NEW YORK CITY CENTRAL COVID			2	100%	2
ADVENT HEALTH - OWASA			2	100%	2
LAB PLUS, LLC			2	100%	2
BEAUFORT MEMORIAL			2	100%	2
RENFREW CENTERS INC		2			2
APPLECARE VALDOSTA			2	100%	2
HAILE MEDICAL GROUP PA		2			2
Kroger 407 - The Little Clinic Lexington		1	1	50%	2
MEMORIAL HOSPITAL WEST			2	100%	2
CVS MINUTE CLINIC #5836		2			2
AEGIS MEDICAL GROUP LLC			2	100%	2
CENTRAL FLORIDA FAMILY HEALTH CENTER		2			2
CVS MA1179POCT HUDSON		1	1	50%	2
ONslow COUNTY HEALTH DEPARTMENT			2	100%	2
MEDPOST - NORTH DALLAS			2	100%	2
Eugene J. Towbin Healthcare Center		2			2

COVID-19: testing by laboratory

Data through Apr 20, 2021 verified as of Apr 21, 2021 at 09:25 AM

Data in this report are provisional and subject to change.

The numbers in the table below represent the number of Florida and non-Florida residents for whom test results were received by the Department of Health. A person can be tested by more than one laboratory and can have both positive and negative results. **Therefore, the sum of the numbers in each column will be larger than the total number of people tested.**

Reporting lab	Inconclusive	Negative	Positive	Percent positive	Total
Waycross Health and Rehabilitation		2			2
MARIANNA CBOC		2			2
Southern Pines Healthcare Center		1	1	50%	2
VENETIAN GARDENS		2			2
ANNE ARUNDEL MEDICAL CENTER			2	100%	2
DEVLAB, LLC			2	100%	2
PruittHealth Lakehaven		2			2
ACN PHYSICIANS GROUP CORP			2	100%	2
Life Care Center of Elyria		2			2
PIEDMONT MOUNTAINSIDE HOSPITAL LAB - E		2			2
BIOMAT USA			2	100%	2
MEDEXPRESS URGENT CARE - LINCOLN		2			2
CRAWFORD COUNTY CARE CENTER		2			2
UNIVERSITY OF VERMONT MEDICAL CENTER			2	100%	2
ALABAMA REFERENCE LAB			2	100%	2
NEW YORK UNIVERSITY MEDICAL CENTER			2	100%	2
ST ANTHONY COMMUNITY HOSPITAL LAB		1	1	50%	2
OSF SAINT FRANCIS MEDICAL CENTER			2	100%	2
MIDDLEBURG VA CBOC		2			2
ASSOCIATES IN INTERNAL MEDICINE PA			2	100%	2
STEWART ST ELIZABETH MEDICAL CENTER			2	100%	2
MEDICAL ASSOCIATES OF BREVARD LLC		1	1	50%	2
PM PEDIATRICS OF BAYSIDE, PLLC - RIVE		2			2
FLORIDA MEDICAL CLINIC RADIOLOGY DALE MABRY		2			2
VALLEY BAPTIST MEDICAL CENTER: BROWNSVILLE			2	100%	2
PM PEDIATRICS OF BAYSIDE PLLC - BELLER		2			2
PIEDMONT WALTON HOSPITAL		2			2
VISITING PHYSICIANS OF THE TREASURE COAST LLC			2	100%	2
CVS OH2540POCT HILLIARD		2			2
CLINICAL REFERENCE LABORATORY, INC		2			2
The Grand Rehabilitation & Nursing Utica		2			2
MEDCARE		2			2
HMH HOSPITALS CORPORATION		2			2
LABRADOR PRIMARY CARE CENTER			2	100%	2
TRINITY DIALYSIS			2	100%	2
WELLSTAR DOUGLAS HOSPITAL LABORATORY		2			2
MANASOTA PEDIATRICS			2	100%	2
NORTHSIDE HOSPITAL D/B/A ARTHRITIS		2			2
TRICORE REFERENCE LABORATORY		1	1	50%	2
Kroger 441 - The Little Clinic Middletown		2			2
NEMOURS CHILDREN'S PRIMARY CARE THE VILLAGES		2			2
HOLY TRINITY PHARMACY LLC		2			2
MIDDLE TENN MENTAL HEALTH INSTITUTE		2			2
DELAWARE DIAGNOSTICS LABS			2	100%	2
CVS CA9497POCT IRVINE		2			2
METHODIST SPECIALTY CARE CENTER		2			2
GRACE HEALTHCARE OF LAKE WALES		1	1	50%	2

COVID-19: testing by laboratory

Data through Apr 20, 2021 verified as of Apr 21, 2021 at 09:25 AM

Data in this report are provisional and subject to change.

The numbers in the table below represent the number of Florida and non-Florida residents for whom test results were received by the Department of Health. A person can be tested by more than one laboratory and can have both positive and negative results. **Therefore, the sum of the numbers in each column will be larger than the total number of people tested.**

Reporting lab	Inconclusive	Negative	Positive	Percent positive	Total
BROOKDALE PALM BEACH GARDENS			2	100%	2
PINELLAS CHD - CLEARWATER		1	1	50%	2
PREMIER FAMILY CARE I, INC			2	100%	2
SPECIALTY LABORATORIES			2	100%	2
CARENOW LENEXA			2	100%	2
BROOKSVILLE DIALYSIS			2	100%	2
BENEVA LAKES ASSISTED LIVING CENTER			2	100%	2
UNIVERSITY OF MIAMI SCCC RESEARCH LABORATORY			2	100%	2
NIAGARA APOTHECARY INC		2			2
INTERNAL MEDICINE ASSOCIATES-DUNELLON			2	100%	2
Kroger 101 - The Little Clinic Hill Top		2			2
CVS OH2381POCT LEWIS CENTER		2			2
BFT LAB			2	100%	2
ON-SITE MEDICAL SOLUTIONS		2			2
TEQUESTA FAMILY MEDICAL CENTER LLC			2	100%	2
Advanced Rehabilitation and Healthcare of Wichita Falls		2			2
INA		1	1	50%	2
AFC PHYSICIANS OF FLORIDA, PA			2	100%	2
ATHENA CARE RESOURCES LLC		2			2
COLUMBIA COTTAGE		2			2
MOBILE COUNTY HEALTH DEPARTMENT		1	1	50%	2
Workmens Circle Multicare Center		2			2
DIAGNOSTIC AFFILIATES			2	100%	2
BUCKINGHAM PAVILION INC		2			2
MC MEDICAL			2	100%	2
VIBRA HEALTH LABORATORY			2	100%	2
Kroger 745 - The Little Clinic Somerset		2			2
Piney Grove Nursing and Rehabilitation Center		2			2
LAKE SUCCESS EXTENDED CARE		2			2
CVS IN6559POCT AVON		2			2
CARE NOW DENTON			2	100%	2
MEDEXPRESS URGENT CARE - SPRINGFIELD, COOLEY ST		2			2
Tidelands Health Rehabilitation Hospital			2	100%	2
NORTHSIDE FAMILY MEDICINE AND URGENT CARE (HOLLY SPRINGS)		2			2
CVS NV2989POCT NORTH LAS VEGAS		1	1	50%	2
LAREDO EMERGENCY ROOM			2	100%	2
METHODIST HEALTHCARE - MEMPHIS HOSP		2			2
ROPER HOSPITAL			2	100%	2
NATIONWIDE LABORATORY SERVICES		1	1	50%	2
TEMPLE UNIVERSITY HOSPITAL			2	100%	2
VA Ann Arbor HCS		1	1	50%	2
COLD SPRING HILLS CENTER FOR NURSING A		2			2
DMC UNIVERSITY LABORATORIES		1	1	50%	2
WEST HOUSTON MEDICAL CENTER			2	100%	2
VIRGINIA DEPT OF HEALTH OFFICE OF EPIDEMIOLOGY			2	100%	2
Jackson Health Care Facility			2	100%	2
BELLIN HOSPITAL			2	100%	2

COVID-19: testing by laboratory

Data through Apr 20, 2021 verified as of Apr 21, 2021 at 09:25 AM

Data in this report are provisional and subject to change.

The numbers in the table below represent the number of Florida and non-Florida residents for whom test results were received by the Department of Health. A person can be tested by more than one laboratory and can have both positive and negative results. **Therefore, the sum of the numbers in each column will be larger than the total number of people tested.**

Reporting lab	Inconclusive	Negative	Positive	Percent positive	Total
TALLAHASSEE MEMORIAL HEALTHCARE FAMILY MED RESIDENCY			2	100%	2
CREATIVE HEALTH CENTER			2	100%	2
CHOTA COMMUNITY HEALTH SERVICES		1	1	50%	2
CARELINE PHARMACY AND HEALTHCARE SERVICES		1	1	50%	2
TRINITAS REGIONAL MEDICAL CENTER		1	1	50%	2
OELWEIN HEALTH CARE CENTER		2			2
NYU LANGONE HUNTINGTON MEDICAL GROUP		2			2
Imboden Creek Living Center		2			2
BOND & STEELE CLINIC, PA			2	100%	2
LEXINGTON PLACE			2	100%	2
Hartwell Health and Rehabilitation		2			2
WISE HEALTH SYSTEM		1	1	50%	2
WARD MEMORIAL HOSPITAL		2			2
Kroger 328 - The Little Clinic Henderson Road		2			2
ROBERTS WESLEYAN COLLEGE HEALTH CENTE		2			2
HUMILITY OF MARY HEALTH PARTNERS			2	100%	2
SUMMERFIELD RETIREMENT LIVING, INC			2	100%	2
KINGSWAY MEDICAL CENTER INC			2	100%	2
UHEALTH CARDIOLOGY			2	100%	2
CVS MI8287POCT MACOMB		2			2
WILCOX MEDICAL CENTER-ALMA COLLEGE		2			2
CPL LABS			2	100%	2
HENRY FORD WEST BLOOMFIELD HOSPITAL			2	100%	2
A+ URGENT/PRIMARY CARE			2	100%	2
EAST CORE LAB			2	100%	2
RADEAS			2	100%	2
URGENTMED PLANTATION			2	100%	2
HOUSTON HEALTH DEPARTMENT - BUREAU OF LABORATORY SERVICES			2	100%	2
HAMILTON CHD		2			2
Alden Terrace of McHenry			2	100%	2
Kroger 127 - The Little Clinic Lakewood-Alameda		2			2
BLANCHARD VALLEY HOSPITAL LABORATORY			2	100%	2
BAPTIST HOSPITAL PRIMARY CARE GULF BREEZE			2	100%	2
CVS NC6633POCT FAYETTEVILLE		2			2
CVS OH3980POCT KENT		2			2
LABTOX LABORATORIES			2	100%	2
Louis Stokes Cleveland VA - Midtown Dialysis Center		2			2
CONEMAUGH MEMORIAL MEDICAL CENTER		2			2
CVS MA915POCT BEVERLY		1	1	50%	2
SYLVAN NURSING			2	100%	2
MEDEXPRESS URGENT CARE - MYLAN			2	100%	2
NORTH OKALOOSA PHYSICIAN GRP - WALK IN CLINIC			2	100%	2
ACCESS MEDICAL GROUP OF FLORIDA CITY			2	100%	2
Avanti Wellness and Rehab			2	100%	2
MEDEXPRESS URGENT CARE - VINELAND S MA		2			2
HCA HOUSTON ER 24/7			2	100%	2
Kroger 550 - The Little Clinic Bellevue		2			2

COVID-19: testing by laboratory

Data through Apr 20, 2021 verified as of Apr 21, 2021 at 09:25 AM

Data in this report are provisional and subject to change.

The numbers in the table below represent the number of Florida and non-Florida residents for whom test results were received by the Department of Health. A person can be tested by more than one laboratory and can have both positive and negative results. **Therefore, the sum of the numbers in each column will be larger than the total number of people tested.**

Reporting lab	Inconclusive	Negative	Positive	Percent positive	Total
RM PHARMACY SERVICES INC		1	1	50%	2
BMC/JACSONVILLE		1	1	50%	2
Essex Center for Rehabilitation and Healthcare		2			2
FLAGLER HOME CARE			2	100%	2
JUPITER PEDIATRIC ASSOCIATES, PA		1	1	50%	2
POINT OF CARE PRIVATE HEALTH MANAGEMENT			2	100%	2
GRANDVIEW COLLEGE STUDENT HEALTH CENTE		2			2
YOUTH AND YOU, INC		2			2
GASTROENTEROLOGY ASSOCIATES			2	100%	2
CONWAY MEDICAL CENTER			2	100%	2
DOCTORS CARE - AIKEN MALL			2	100%	2
W.G. (Bill) Hefner VAMC		2			2
HOME CARE PHARMACY OF PALM COAST INC		2			2
WillowBrooke Court at Southampton Estates		2			2
BIONIC TECHNOLOGIES CORPORATION			2	100%	2
CHRISTIAN REST HOME ASSOC		2			2
MD NOW URGENT CARE CENTER INC.			2	100%	2
JULIE STAATS DO		2			2
ASCENSION ST MICHAEL'S HOSPITAL LAB		1	1	50%	2
ILLINOIS DEPT OF PUBLIC HEALTH LABS			2	100%	2
GALEN BAYLOR EXTENSION		2			2
The Suites at Western Home Communities		2			2
CHELSEA NYC LAB		2			2
LIFT HEALTH		2			2
IM&P WELLNES CENTER			2	100%	2
MADISON HOSPITAL LABORATORY			2	100%	2
BAPTIST HEALTH LEXINGTON			2	100%	2
UNIVERSTIY OF ILLINOIS HOSPITAL			2	100%	2
RIVER CITY MEDICAL ASSOCIATES, INC			2	100%	2
METROHEALTH SYSTEM			2	100%	2
CROSSTOWN PHARMACY		2			2
CIGNA GATEWAY			2	100%	2
FHPG SURGICAL ASSOCIATES OF EAST PASCO			2	100%	2
ATVIVO LLC		2			2
LABCORP OF AMERICA HOLDINGS		1	1	50%	2
The Friendly Home		2			2
NEWTON MEMORIAL HOSPITAL		2			2
MY INSTADOC - HOWELL URGENT CARE		2			2
WEST BOCA MEDICAL CENTER			2	100%	2
DALLAS VA MEDICAL CENTER - VA NORTH TEXAS HEALTH CARE SYSTEM			2	100%	2
NORTHEAST FLORIDA HEALTH SERVICES, INC DBA FAMILY HEALTH SOURCE			2	100%	2
FHCP ASC - ORANGE CITY			2	100%	2
CVS MA2125POCT NATICK		1	1	50%	2
ASSOCIATES IN UROGYNECOLOGY MD LLC		2			2
VALUE DRUGS BRONXVILLE INC		2			2
KAISER SUNNYSIDE MEDICAL CTR LAB		2			2
EVERYBODY'S FAMILY CLINIC		2			2

COVID-19: testing by laboratory

Data through Apr 20, 2021 verified as of Apr 21, 2021 at 09:25 AM

Data in this report are provisional and subject to change.

The numbers in the table below represent the number of Florida and non-Florida residents for whom test results were received by the Department of Health. A person can be tested by more than one laboratory and can have both positive and negative results. **Therefore, the sum of the numbers in each column will be larger than the total number of people tested.**

Reporting lab	Inconclusive	Negative	Positive	Percent positive	Total
UT AUSTIN UNIVERSITY HEALTH SERVICES			2	100%	2
SUNCOAST BLOOD BANK			2	100%	2
VANAYER HEALTHCARE AND REHAB CENTER		2			2
Wetumpka Health and Rehab, LLC		2			2
UNIVERSITY OF TEXAS AT EL PASO, THE			2	100%	2
Van Wert Manor		2			2
CVS MA1877POCT NORTON		2			2
Good Samaritan Society-Blackduck		1	1	50%	2
PINARD HOME HEALTH SERVICES INC			2	100%	2
MID AMERICA CLINICAL LABS			2	100%	2
POMONA VALLEY COMMUNITY HOSPITAL			2	100%	2
ST. JOSEPH REGIONAL MEDICAL CENTER			2	100%	2
VA Boston HCS-West Roxbury Division		1	1	50%	2
U OF MIAMI MILLER SCHOOL OF MEDICINE			2	100%	2
Kroger 549 - The Little Clinic Clinton Highway		2			2
Garden Care Center		2			2
WALGREENS #15495		1	1	50%	2
RAINY LAKE MEDICAL CENTER			2	100%	2
PM PEDIATRICS OF BAYSIDE PLLC - HOPEWELL JUNCTION		2			2
CVS NV5286POCT HENDERSON		2			2
Walgreens #10207		2			2
SOUTH HILLSBOROUGH CBOC			2	100%	2
BROOKS -TLC HOSPITAL SYSTEM			2	100%	2
MINUTE CLINIC DIAGNOSTIC OF KANSAS PA		2			2
FIRST PREVENTION AND DIALYSIS CENTER LLC			2	100%	2
DIVERSE MEDICAL CARE LLC			2	100%	2
MEASE COUNTRYSIDE HOSPITAL CARDIAC REH			2	100%	2
NSUH AT SYOSSET		2			2
SHEPHERD CENTER CLINICAL LABORATORY		2			2
MEDSTAR HARBOR HOSPITAL			2	100%	2
REHOBOTH MCKINLEY CHRISTIAN HOSPITAL		2			2
UNIVERSITY OF MARYLAND MEDICAL CENTER			2	100%	2
WEST COAST PEDIATRICS			2	100%	2
REELFOOT FAMILY WALK IN CLINIC - TIPT		2			2
FLORIDA DEPARTMENT OF HEALTH IN LEE COUNTY		1	1	50%	2
INSPIRE HEALTHCARE CENTER			2	100%	2
MEDEXPRESS URGENT CARE - LODI		2			2
SPECTRUM HEALTH			2	100%	2
MEMORIAL HOSPITAL OF SOUTH BEND			2	100%	2
RHODE ISLAND DEPARTMENT OF HEALTH LABORATORIES			2	100%	2
ADVANCED MEDICAL CARE			2	100%	2
Great Lakes Health Center			2	100%	2
KEATING SPORTS CENTER		2			2
SYMPHONY OF BUFFALO GROVE		2			2
CVS MA2600POCT WEYMOUTH		1	1	50%	2
VALLEY MEDICAL LABORATORY			2	100%	2
WELLMED AT SOUTH STUART		2			2

COVID-19: testing by laboratory

Data through Apr 20, 2021 verified as of Apr 21, 2021 at 09:25 AM

Data in this report are provisional and subject to change.

The numbers in the table below represent the number of Florida and non-Florida residents for whom test results were received by the Department of Health. A person can be tested by more than one laboratory and can have both positive and negative results. **Therefore, the sum of the numbers in each column will be larger than the total number of people tested.**

Reporting lab	Inconclusive	Negative	Positive	Percent positive	Total
US LABS		2			2
TSALI CARE CENTER		2			2
OAKMONT OF UNION SC, LLC		2			2
DELRAY BEACH HEALTH DEPT LAB			2	100%	2
VALUE DRUGS GREENLAWN INC		2			2
THOMASVILLE REGIONAL MEDICAL CENTER		2			2
STARR COUNTY MEMORIAL HOSPITAL			2	100%	2
LEGACY LABORATORY SERVICES			2	100%	2
EXPRESS CARE OF THE SHOALS		1	1	50%	2
COOPER CLINIC			2	100%	2
Overton Brooks VAMC		2			2
CAREWELL JW - WORCESTER LNC			2	100%	2
VAULT MEDICAL SERVICES		1	1	50%	2
CARINGPLUS HOMECARE LLC		1	1	50%	2
PALM COAST DIALYSIS		2			2
CHI MEMORIAL PRIMARY CARE ASSOCIATES-A		2			2
CVS AZ5477POCT SURPRISE		2			2
ROYAL PALM PEDIATRICS			2	100%	2
ESCANDON DIAGNOSTIC CLINIC			2	100%	2
GIGI WOOD DAVIS DO-FAMILY MEDICINE		2			2
87TH MEDICAL GROUP – MCGUIRE AMBULATORY CARE FACILITY		2			2
PARKRIDGE MEDICAL CENTER			2	100%	2
Camellia Gardens		2			2
OMEGA RESEARCH CONSULTANTS			2	100%	2
GOUVERNEUR HOSPITAL LABORATORY		2			2
FLORIDA MENTOR FAULKNER GROUP HOME			2	100%	2
The Laurels of Hendersonville		2			2
WINDERMERE PEDIATRICS			2	100%	2
UNIVERSITY OF MISSOURI HEALTH CARE			2	100%	2
University Center East			2	100%	2
FKC AMELIA ISLAND DIALYSIS			2	100%	2
MILLERSVILLE UNIVERSITY HEALTH SERVICE		2			2
ST. VINCENT HOSPITAL			2	100%	2
BAPTIST HOSPITAL OF MIAMI MCI BROWARD LABORATORY			2	100%	2
FLAGLER PROFESSIONAL HEALTH CAE SERVICES INC		2			2
Delaware Court Healthcare Center		2			2
Cortland Acres Association		2			2
FAST PACE URGENT CARE			2	100%	2
CRUC CMCH-COVID-19		2			2
NORTHWEST MEDICAL CENTER LABORATORY		2			2
COLONIAL HEALTH CARE		1	1	50%	2
GOLISANO PEDIATRICS PORT CHARLOTTE HARBOR		2			2
ST ANTHONY'S PINELLAS CARE CLINIC			2	100%	2
MOBILE PHLEBOTOMY SERVICES			2	100%	2
Lake Charles Healthcare LLC dba Landmark Lake Charles			2	100%	2
SOUTHEAST GEORGIA HEALTH SYSTEM			2	100%	2
CATHOLIC HEALTH LABORATORY SERVICES		2			2

COVID-19: testing by laboratory

Data through Apr 20, 2021 verified as of Apr 21, 2021 at 09:25 AM

Data in this report are provisional and subject to change.

The numbers in the table below represent the number of Florida and non-Florida residents for whom test results were received by the Department of Health. A person can be tested by more than one laboratory and can have both positive and negative results. **Therefore, the sum of the numbers in each column will be larger than the total number of people tested.**

Reporting lab	Inconclusive	Negative	Positive	Percent positive	Total
Greystone Nursing and Rehab, LLC			2	100%	2
NEW DISCOVERY BIOLOGICS, LLC		1	1	50%	2
MEMORIAL HEALTH SYSTEM		1	1	50%	2
TMH PHYSICIAN PARTNERS MONTICELLO		1	1	50%	2
SIGNAL DIAGNOSTICS DBA FLOWHEALTH LABS			2	100%	2
JFK MEDICAL CENTER LABORATORY DEPT		2			2
MANISTEE COUNTY MEDICAL CARE FACILITY		2			2
BEREA URGENT CARE			2	100%	2
CAROLINAS HEALTHCARE SYSTEM LAB			2	100%	2
KANSAS CITY VA MEDICAL CENTER			2	100%	2
Stillwater Healthcare		2			2
SOUTHERN BREEZE HEALTHCARE		1	1	50%	2
Kroger 519 - The Little Clinic Georgesville Square		2			2
COUNTRY COTTAGE		2			2
LACORP		1	1	50%	2
WALGREENS #09304		1	1	50%	2
NOVA SOUTHEASTERN UNIVERSITY - STUDENT MEDICAL CTR			2	100%	2
Kroger 619 - The Little Clinic Hendersonville Indian Lake		2			2
Manor Care-Kingston Court of York PA, LLC		2			2
Chatham Nursing and Rehab Center		2			2
The Palms Nursing and Rehabilitation		1	1	50%	2
FL DEPT OF HEALTH MARION COUNTY MOBILE HEALTH UNIT			2	100%	2
ELMHURST MEMORIAL HOSPITAL			2	100%	2
AHC PARIS		2			2
Bedford Care Center of Hattiesburg		2			2
MEDEXPRESS - WILMINGTON KIRKWOOD HIGHWAY		2			2
CHARLOTTE COUNTY HEALTH DEPARTMENT			2	100%	2
ROYAL CARE MEDICAL CENTER			2	100%	2
Kroger 400 - The Little Clinic Hartley Bridge Rd		1	1	50%	2
Medilodge of Monroe		2			2
SENDER RETREAT ADULT DAY CARE CENTERS			2	100%	2
RAPID MEDLAB (002MO)		2			2
NAVAL BRANCH MEDICAL CLINIC			2	100%	2
SIMMONS			2	100%	2
CVS MD1490POCT GAITHERSBURG		2			2
SCDHEC BUREAU OF LABORATORIES			2	100%	2
AGILE URGENT CARE			2	100%	2
SACRED HEART HOSPITAL ON THE EMERALD			2	100%	2
Village Green Health & Rehabilitation		2			2
RAPID URGENT CARE - ALBANY			2	100%	2
RAPID RESULT CORP LLC		1	1	50%	2
PALOS COMMUNITY HOSPITAL LABORATORY			2	100%	2
SWEETWATER NURSING CENTER		2			2
MY PHARMACY			2	100%	2
MAYO CLINIC COUMADIN CLINIC LABORATORY		1	1	50%	2
AYASS BIOSCIENCE LLC			2	100%	2
DEER'S HEAD CENTER		2			2

COVID-19: testing by laboratory

Data through Apr 20, 2021 verified as of Apr 21, 2021 at 09:25 AM

Data in this report are provisional and subject to change.

The numbers in the table below represent the number of Florida and non-Florida residents for whom test results were received by the Department of Health. A person can be tested by more than one laboratory and can have both positive and negative results. **Therefore, the sum of the numbers in each column will be larger than the total number of people tested.**

Reporting lab	Inconclusive	Negative	Positive	Percent positive	Total
HOME ACCESS HEALTH			2	100%	2
Durham VAMC		2			2
CVS MO5724POCT KANSAS CITY		2			2
SENECA HEALTH CARE CENTER		2			2
FAMILY URGENT CARE		2			2
EDGEWATER RETIREMENT MANOR			2	100%	2
ManorCare Rehab Center of Marietta		2			2
AHC Humboldt		2			2
AL MANI HEALTH INSTUTUTE		2			2
COLONIAL VILLA GOOD SAMARITAN CENTER		2			2
MINERS COLFAX MEDICAL CENTER		2			2
NATHAN LITTAUER HOSPITAL LAB		2			2
PROFESSIONAL DIALYSIS CENTER			2	100%	2
ROBINSON FAMILY CLINIC PA			2	100%	2
PHYSICIANS PREMIER			2	100%	2
CARE ATC ARLINGTON CENTRAL PARK		2			2
MEDAILLE COLLEGE WELLNESS CENTER		2			2
STOP URGENT CARE			2	100%	2
MANSFIELD MEDICAL LODGE			2	100%	2
PHOEBE BERKS HEALTH CARE CENTER		2			2
Q ALL CARE MEDICAL PC		2			2
WEAKLEY COUNTY REHAB AND NURSING CENTER		2			2
UNM SANDOVAL REGIONAL MEDICAL CENTER		2			2
Parkridge Specialty Care		2			2
WURLAND NURSING AND REHABILITATION, L		2			2
CVS CA8861POCT BUENA PARK		2			2
ADVOCATE SHERMAN HOSPITAL			2	100%	2
HELEN HAYES HOSPITAL LABORATORY		2			2
SELECT MEDICAL CLINIC			2	100%	2
Highland Ave. Eye Clinic		2			2
JOHNSON CITY MEDICAL CENTER		1	1	50%	2
ADVENTIST HINSDALE HOSPITAL LABORATORY			2	100%	2
DIAGNOSTIC CLINIC MEDICAL GROUP INC		2			2
MIDDLEBURG PEDIATRICS			2	100%	2
BAPTIST HEALTH PRIMARY CARE AT DORAL			2	100%	2
HEALTHCARE NETWORK			2	100%	2
LIFEGUARD AMBULANCE SERVICES LLC, TEXAS- SAN			2	100%	2
CVS CA9145POCT SANTEE		1	1	50%	2
VA West Los Angeles Medical Center		2			2
Manor At Perrysburg		2			2
Garden Isle Healthcare and Rehabilitation Center		2			2
WOODHILLS LABS			2	100%	2
PALM MEDICAL CENTER - PLANT CITY		2			2
Fairlane Gardens Nursing and Rehab at Reading		2			2
CARTER BLOOD CARE			2	100%	2
ERGENT MED SAINT SIMONS			2	100%	2
HOLSTON MEDICAL GROUP		2			2

COVID-19: testing by laboratory

Data through Apr 20, 2021 verified as of Apr 21, 2021 at 09:25 AM

Data in this report are provisional and subject to change.

The numbers in the table below represent the number of Florida and non-Florida residents for whom test results were received by the Department of Health. A person can be tested by more than one laboratory and can have both positive and negative results. **Therefore, the sum of the numbers in each column will be larger than the total number of people tested.**

Reporting lab	Inconclusive	Negative	Positive	Percent positive	Total
MILFORD REGIONAL HOSPITAL			2	100%	2
PATIENT FIRST MEDICAL CENTER-CARYTOWN			2	100%	2
RABI SINHA, MD		2			2
Virginia Gay Nursing and Rehab		2			2
UT PATH			2	100%	2
ENVOY OF FORK UNION, LLC DBA ENVOY AT THE VILLAGE		2			2
MIDWAY SPECIALTY CARE CENTER INC		2			2
COBLESKILL REGIONAL HOSPITAL		2			2
WEST FLORIDA MEDICAL ASSOCIATES, PA			2	100%	2
PLAINS REGIONAL MEDICAL CENTER		2			2
EAST CENTRAL REGIONAL HOSPITAL GRACEWO		2			2
UNIVERSITY HOSPITAL OF BROOKLYN		2			2
APALACHEE CENTER INC		2			2
GENETIC ASSAYS INC			2	100%	2
FLORIDA DEPARTMENT OF HEALTH PINELLAS COUNTY-			2	100%	2
TEXAS REGIONAL ASTHMA & ALLERGY CENTER			2	100%	2
ORMOND BEACH URGENT CARE			2	100%	2
PPD CLINICAL RESEARCH UNIT			2	100%	2
UW HOSPITAL AND CLINICS		1	1	50%	2
Walgreens #9278		2			2
VA WNYHCS - Buffalo Division		1	1	50%	2
AUGUSTA HEALTH SKILLED CARE			2	100%	2
STAGES OF LIFE MEDICAL INSTITUTE			2	100%	2
Kroger 412 - The Little Clinic Oxford		2			2
Guilford Health Care Center		2			2
Oakmont of Katy Nursing and Rehabilitation		2			2
CARESPOT URGENT CARE		1	1	50%	2
PALM WEST INTERNIST PA			2	100%	2
MEDEXPRESS URGENT CARE, MILLCREEK		2			2
OSF ST JOSEPH MEDICAL CENTER			2	100%	2
Kroger 409 - The Little Clinic Hebron Marketplace		1	1	50%	2
BLACKBAG DIGITAL HEALTH LLC		2			2
MIAMI DADE MEDICAL RESEARCH INSTITUTE			2	100%	2
STATE OF FLORIDA			2	100%	2
CVS PHARMACY INC DBA CVS/PHARMACY # 10600		2			2
Home Health Care Clinic		2			2
HPH HOME CARE		1	1	50%	2
Kroger 672 - The Little Clinic Bill Kennedy & Glenwood		2			2
FIRST CHOICE MEDICAL PC			2	100%	2
BUFFALO CROSSINGS HEALTHCARE AND REHABILITATION CENTER			2	100%	2
SANIBEL MEDICAL CLINIC			2	100%	2
CVS OH6185POCT PICKERINGTON		2			2
BERGEN COUNTY SURGICAL AND ENDOSCOPY CENTER		2			2
Iron County Medical Care Facility		2			2
SPECTRA EAST INC		1	1	50%	2
DOCTORS CARE OF PALM COAST			2	100%	2
LARKIN COMMUNITY HOSPITAL PALM SPRINGS CAMPUS		1	1	50%	2

COVID-19: testing by laboratory

Data through Apr 20, 2021 verified as of Apr 21, 2021 at 09:25 AM

Data in this report are provisional and subject to change.

The numbers in the table below represent the number of Florida and non-Florida residents for whom test results were received by the Department of Health. A person can be tested by more than one laboratory and can have both positive and negative results. **Therefore, the sum of the numbers in each column will be larger than the total number of people tested.**

Reporting lab	Inconclusive	Negative	Positive	Percent positive	Total
SUMMIT CLINICAL LABORATORIES LLC			2	100%	2
CVS MA38POCT CHARLTON		2			2
FLORIDA KEYS PED & ADOLES CTR			2	100%	2
DALLAS MEDICAL CENTER			2	100%	2
ST. ELIZABETH HEALTHCARE			2	100%	2
PALM BAY COMMUNITY OUTPATIENT CLINIC		2			2
Sanford Health & Rehabilitation			2	100%	2
RRMC CREEKSIDE LAB		2			2
VA Greater LA HCS-Santa Maria OPC			2	100%	2
Parkwood in the Pines		2			2
MINUTECLINIC #1773		2			2
MINUTECLINIC DIAGNOSTIC, PA #10252		2			2
Edinboro Manor		2			2
ST LUKES HOSPITAL			2	100%	2
CVS OH4327POCT PAINESVILLE		2			2
DAYTON CHILDRENS HOSPITAL LAB			2	100%	2
PATIENT FIRST-BATTLEFIELD			2	100%	2
HEALTH & REHAB CTR AT DOLPHINS VIEW, THE			2	100%	2
Alden Des Plaines			2	100%	2
SOUTH TAMPA AFTER HOURS CLINIC			2	100%	2
TULANE MEDICAL CENTER			2	100%	2
SOWAL HEALTH & DRUG			2	100%	2
URGENT TEAM MANAGEMENT OF TENNESSEE, L		1	1	50%	2
BAPTIST HOSPITAL LABORATORY			2	100%	2
THE EDGEWATER AND WATERMAN VILLAGE			2	100%	2
JASPER MEMORIAL HOSPITAL		1	1	50%	2
MEDLOGIC, LLC		2			2
UNIVERSITY OF MN MEDICAL CENTER EAST CAMPUS			2	100%	2
CENTRAL ARKANSAS VETERANS HEALTHCARE SYSTEM - VETERANS AFFAIRS			2	100%	2
WILSON MEMORIAL HOSPITAL			2	100%	2
A G RHODES HOME AT WESLEY WOODS		2			2
WESTMINSTER SUNCOAST			2	100%	2
MEDICAL CENTER LABORATORY			2	100%	2
WELLNESS MEDICAL CLINIC			2	100%	2
SOUTHSIDE FAMILY MEDICAL		2			2
Lynwood		2			2
Holiday Retirement Home			2	100%	2
SOUTHEASTERN INSTITUTE OF RESTORATIVE MEDICINE		1	1	50%	2
TRIDENT ANTI AGING LLC			2	100%	2
CROSSROADS URGENT CARE DBA URGENT TEA		2			2
MEMORIAL HERMANN HOSPITAL			2	100%	2
UMASS MEMORIAL MEDICAL CENTER, INC		1	1	50%	2
NEMOURS CHILDRENS PRIMARY CARE			2	100%	2
UNIVERSITY COMMUNITY HEALTH SERVICES		1	1	50%	2
DNA DIAGNOSTICS CENTER		2			2
MEDEXPRESS URGENT CARE - ST CLAIR, CLOVER DR.		1	1	50%	2
PT&J REHAB LLC		1	1	50%	2

COVID-19: testing by laboratory

Data through Apr 20, 2021 verified as of Apr 21, 2021 at 09:25 AM

Data in this report are provisional and subject to change.

The numbers in the table below represent the number of Florida and non-Florida residents for whom test results were received by the Department of Health. A person can be tested by more than one laboratory and can have both positive and negative results. **Therefore, the sum of the numbers in each column will be larger than the total number of people tested.**

Reporting lab	Inconclusive	Negative	Positive	Percent positive	Total
Church Creek SNF			2	100%	2
SOUTHERN TENNESSEE MEDICAL CENTER			2	100%	2
DUKE HEALTH REGIONAL HOSPITAL			2	100%	2
COX HEALTH SOUTH LAB		1	1	50%	2
GREEN RIVER MEDICAL CENTER			2	100%	2
INSPIRIT SENIOR LIVING			2	100%	2
MCLAREN REGIONAL MEDICAL CENTER			2	100%	2
Harbert Hills Academy Nursing Home		2			2
SPRINGFIELD HOSPITAL LABORATORY			2	100%	2
FLORIDA CLINICAL LABORATORY INC			2	100%	2
SPRINGS MEDICAL LAB		1	1	50%	2
EMERALD PARK OF HOLLYWOOD			2	100%	2
UTMB PATHOLOGY CLINICAL SERVICES LABORATORY			2	100%	2
ST. MARY'S MEDICAL CENTER EVANSVILLE, INC			2	100%	2
LINIL VISITING NURSES, INC		2			2
UPSON REGIONAL MEDICAL CENTER		1	1	50%	2
DEKALB MEDICAL CENTER LABORATORY			2	100%	2
Cooperstown Center for Nursing and Rehabillitation		2			2
COASTAL MEDICAL LAB			2	100%	2
Cedar Valley Nursing & Rehab Center		2			2
JORDAN VALLEY MEDICAL CENTER			2	100%	2
JMC TALLAHASSEE, LLC			2	100%	2
MEDEXPRESS URGENT CARE - WOODBURY			2	100%	2
PALMS OF FT MYERS,THE			2	100%	2
GULFCOAST JEWISH FAMILY			2	100%	2
INTEGRITY CLINICAL RESEARCH CENTER INC		1	1	50%	2
HEALTH PARTNERS REGIONAL HOSPITAL			2	100%	2
LONG, SARAH		1	1	50%	2
FLORIDA MEDICAL CENTER OF CLEARWATER		2			2
TENNESSEE DEPARTMENT OF HEALTH (TDH) - REGIONAL LABORATORY			2	100%	2
SYNEOS HEALTH			2	100%	2
UNITED MEMORIAL MEDICAL CENTER			2	100%	2
MAIN STREET MEDICAL CENTERS		2			2
CVS MA41POCT TAUNTON		2			2
LOWELL GENERAL HOSPITAL			2	100%	2
MEDEXPRESS URGENT CARE-VINLAND SOUTH		1	1	50%	2
Jacob's Creek Nursing and Rehabilitation Center		2			2
NORTH MCALLEN PEDIATRIC CENTER			2	100%	2
SHORE MEDICAL CENTER		2			2
MEDEXPRESS URGENT CARE - CONWAY		2			2
MEDERI CARETENDERS		1	1	50%	2
MEMORIAL HOSPITAL OF TAMPA			2	100%	2
BLUEWATER TOXICOLOGY			2	100%	2
FLORIDA COMMUNITY HEALTH CENTERS, INC.			2	100%	2
ATLAS GENOMICS			2	100%	2
BICKERTON, DAWN		2			2
PALM BEACH DIGESTIVE ASSOCIATES			2	100%	2

COVID-19: testing by laboratory

Data through Apr 20, 2021 verified as of Apr 21, 2021 at 09:25 AM

Data in this report are provisional and subject to change.

The numbers in the table below represent the number of Florida and non-Florida residents for whom test results were received by the Department of Health. A person can be tested by more than one laboratory and can have both positive and negative results. **Therefore, the sum of the numbers in each column will be larger than the total number of people tested.**

Reporting lab	Inconclusive	Negative	Positive	Percent positive	Total
IN & OUT URGENT CARE METAIRIE			2	100%	2
EASTSIDE SPORTS COMPLEX			2	100%	2
VAULT HEALTH			2	100%	2
ADVANTA ANALYTICAL LABORATORIES			2	100%	2
DEPT OF HEALTH			2	100%	2
CVS NC2297335CV GREENSBORO		2			2
FRASER MEMORIAL HOSPITAL		1	1	50%	2
MORRISTOWN MEMORIAL HOSPITAL		2			2
CITY OF NEW YORK DEPARTMENT OF HEALTH			2	100%	2
CVS IN6611POCT INDIANAPOLIS		1	1	50%	2
SUNNYSIDE MANOR		2			2
JUST BELIEVE RECOVERY CENTER			2	100%	2
GREEN POINT RX INC DBA ALTRU CHEMISTS		2			2
ENCOMPASS HEALTH HOME HEALTH		1	1	50%	2
Timber Ridge Health Care Center			2	100%	2
REGIONS HOSPITAL LABORATORY			2	100%	2
MINUTECLINIC DIAGNOSTIC PA #7110		2			2
TWIN LAKES REHAB & HEALTHCARE		2			2
THE RIM URGENT CARE			2	100%	2
MINUTECLINIC DIAGNOSTICS OF OKLAHOMA		2			2
BAYOU GARDENS DUNEDIN LLC		2			2
FALMOUTH HOSPITAL		1	1	50%	2
HERNANDO CHILDREN'S			2	100%	2
LAWRENCE GENERAL HOSPITAL			2	100%	2
DALLAS BAPTIST UNIVERSITY - HEALTH SERVICES			2	100%	2
RICHICHI FAMILY HEALTH			2	100%	2
ALVERNO CLINICAL LABORATORIES			2	100%	2
FLORIDA SCHOOL FOR THE DEAF & BLIND			2	100%	2
Mary Anna Nursing Home		2			2
SANFORD REGIONAL HOSPITAL WORTHINGTON		2			2
CVS IN6555POCT BROWNSBURG		2			2
STARR CITY OF ROMA COMMUNITY CENTER			2	100%	2
PALMETTO FAMILY HEALTH CENTER			2	100%	2
NEIGHBORCARE PHARMACY SERVICES		2			2
OCALA REGIONAL KIDNEY CENTER-WEST			2	100%	2
SMITH NORTHVIEW HOSPITAL LAB			2	100%	2
CVS AZ5892POCT LAVEEN		2			2
Walgreens #5065		2			2
UMHC HOLLYWOOD LABORATORY			2	100%	2
MEMORIAL SLOAN KETTERING CANCER CENTER		1	1	50%	2
MAJESTIC GUARDIANS			2	100%	2
CVS NH1004POCT SALEM		1	1	50%	2
441 URGENT CARE-MULBERRY			2	100%	2
MERCY HEALTH LAB		1	1	50%	2
EASTERN NIAGARA HOSPITAL		2			2
CHILDREN'S MEDICAL CENTER-EAST ORLANDO			2	100%	2
TAMPA FAMILY HEALTH CENTER		1	1	50%	2

COVID-19: testing by laboratory

Data through Apr 20, 2021 verified as of Apr 21, 2021 at 09:25 AM

Data in this report are provisional and subject to change.

The numbers in the table below represent the number of Florida and non-Florida residents for whom test results were received by the Department of Health. A person can be tested by more than one laboratory and can have both positive and negative results. **Therefore, the sum of the numbers in each column will be larger than the total number of people tested.**

Reporting lab	Inconclusive	Negative	Positive	Percent positive	Total
MEDEXPRESS URGENT CARE - CINNAMINSON		1	1	50%	2
THE WINDSOR ORTEGA		2			2
CVS MO8581POCT BLUE SPRINGS		1	1	50%	2
BAYLOR SCOTT & WHITE COMPREHENSIVE WOUND			2	100%	2
SUNSHINE PHARMACY		2			2
RIVERVIEW MEDICAL CLINIC		2			2
PRIMARY HEALTH CARE ASSOCIATES INC			2	100%	2
LAKEVIEW HEALTH CARE SYSTEM LLC			2	100%	2
NORTH SHORE HEMATOLOGY-ONCOLOGY ASSOCIATES		2			2
ST VINCENT'S AMBULATORY CARE INC			2	100%	2
CONCENTRA - PLANT CITY		2			2
NEW BRIDGE MEDICAL CENTER		2			2
LIFEGUARD AMBULANCE SERVICE LLC, TEXAS			2	100%	2
CVS TX7151POCT HUMBLE		2			2
DESERT HOSPITAL/CPHU CLINICAL LABORATORY			2	100%	2
MINUTECLINIC LLC #5010		2			2
CVS MA137POCT QUINCY		2			2
ELITE MEDICAL LABORATORY SOLUTIONS LLC			2	100%	2
OAKMONT WEST- GREENVILLE SC		2			2
MI Nursing Restorative Center		2			2
CVS OH4301POCT NORTHFIELD		2			2
BETHESDA HOSPITAL			2	100%	2
PHYSICIANS LABORATORY SERVICES			2	100%	2
ARCPPOINTLABS OF VIRGINIA BEACH		1	1	50%	2
SOMA MEDICAL CENTER P.A. #4			2	100%	2
MED-LAKE LABORATORY, LLC			2	100%	2
CLEAR LAKE REGIONAL MEDICAL CENTER			2	100%	2
LIBERTY HEALTH CENTER			2	100%	2
FLORIDA MEDICAL CLINIC, LLC			2	100%	2
WELLSTAR PAULDING HOSPITAL		2			2
DOCTORS MEDICAL CTR OF WALTON COUNTY			2	100%	2
HCR MANOR CARE SERVICES OF FLORIDA III INC		2			2
ASPIRUS RIVERVIEW HOSPITAL & CLINICS INC		1	1	50%	2
STUDENT HEALTH SERVICES			2	100%	2
CVS SC7567POCT BOILING SPRINGS		1	1	50%	2
FLORIDA MEDICAL CLINIC CARDIOLOGY-ZH			2	100%	2
Providence of Sparta Health and Rehabilitation		2			2
Colonial Manor Nursing and Rehabilitation Center		2			2
CVS TX7603POCT SAGINAW		2			2
PALMETTO BAY MEDICAL CENTER		1	1	50%	2
FLORIDA MEDICAL CLINIC IM LUTz			2	100%	2
PUBLIC HEALTH LABORATORY	1		1	50%	2
Iowa Veterans Home		2			2
HOPE HEALTH & WELLNESS		2			2
GOSHEN MEDICAL CENTER			2	100%	2
EXPRESS CARE OF LEESBURG			2	100%	2
CSS- TWELVE OAKS			2	100%	2

COVID-19: testing by laboratory

Data through Apr 20, 2021 verified as of Apr 21, 2021 at 09:25 AM

Data in this report are provisional and subject to change.

The numbers in the table below represent the number of Florida and non-Florida residents for whom test results were received by the Department of Health. A person can be tested by more than one laboratory and can have both positive and negative results. **Therefore, the sum of the numbers in each column will be larger than the total number of people tested.**

Reporting lab	Inconclusive	Negative	Positive	Percent positive	Total
LabCorp of America			2	100%	2
WALGREENS #06583		2			2
SPRING HILL REGIONAL HOSPITAL			2	100%	2
AUSTIN REGIONAL CLINIC MICROBIOLOGY LAB			2	100%	2
BAY CORRECTIONAL AND REHABILITATION FACILITY			2	100%	2
PENINSULA REGIONAL MED CTR LAB			2	100%	2
VILLAGES HEALTH SYSTEM, LLC, THE			2	100%	2
POMERENE HOSPITAL			2	100%	2
WINCHESTER HOSPITAL			1	100%	1
MEDEXPRESS URGENT CARE - LAWTON		1			1
COASTAL MANOR		1			1
RUBY MEMORIAL HOSP. LAB			1	100%	1
ESOTERIC LAB			1	100%	1
Villa Maria			1	100%	1
MED LAB SERVICES, LLC			1	100%	1
THYROID SPECIALTY LABORATORY			1	100%	1
SEATTLE-KING COUNTY			1	100%	1
TMH PHYSICIAN PARTNERS			1	100%	1
CVS NE5863POCT OMAHA		1			1
CLINICAL MICROBIOLOGY LAB FAIRVIEW UNIVERSITY HOSPITAL			1	100%	1
TALLAHASSEE DIALYSIS		1			1
CHC			1	100%	1
DECATUR MORGAN HOSPITAL - DECATUR GENE		1			1
Oak Hill Health & Rehabilitation Center			1	100%	1
Walgreens #10851		1			1
SPRING VALLEY HOSPITAL MEDICAL CENTER			1	100%	1
NORTHEAST TEXAS DIALYSIS		1			1
NHC PLACE AT COOL SPRINGS		1			1
TRANSCEND PERFORMANCE AND LIFESTYLE INSTITUTE			1	100%	1
YOUR HEALTH PEDIATRICS INC			1	100%	1
PASCO COUNTY HEALTH DEPARTMENT			1	100%	1
NORTHEAST BAPTIST HOSPITAL			1	100%	1
THOMAS HOSPITAL			1	100%	1
St Mary's d'Youville Pavilion		1			1
MEDEXPRESS URGENT CARE, EDWARDSVILLE		1			1
MEDSTAR URGENT CARE, LLC			1	100%	1
ADVENTHEALTH MEDICAL GROUP UROLOGY AT EAST ORLANDO		1			1
MEMPHIS URGENT CARE #2, LLC			1	100%	1
PHYSICIANS ASSOCIATES			1	100%	1
DORA HOME CARE			1	100%	1
METHODISM MIDLOTHIAN MEDICAL CENTER			1	100%	1
CARBON HEALTH			1	100%	1
WMC HEALTH GROUP INC			1	100%	1
GENESIS MICROBIOLOGY LAB		1			1
OASIS FAMILY RESORT IN THE SPRINGS LLC		1			1
DIXIE COUNTY JAIL			1	100%	1
CORE OCCUPATIONAL MEDICINE			1	100%	1

COVID-19: testing by laboratory

Data through Apr 20, 2021 verified as of Apr 21, 2021 at 09:25 AM

Data in this report are provisional and subject to change.

The numbers in the table below represent the number of Florida and non-Florida residents for whom test results were received by the Department of Health. A person can be tested by more than one laboratory and can have both positive and negative results. **Therefore, the sum of the numbers in each column will be larger than the total number of people tested.**

Reporting lab	Inconclusive	Negative	Positive	Percent positive	Total
PREVENTIVE CARDIOLOGY AND INTERNAL MEDICINE ASSOCI			1	100%	1
RAPID CITY REGIONAL HOSPITAL -579 ATTN. LABORATORY		1			1
Jenkins Living Center		1			1
CLARKSVILLE MANOR INC		1			1
San Antonio Residence and Rehabilitation Center		1			1
RIVERSIDE REGIONAL MED CENTER			1	100%	1
Crowne Place Assisted Living		1			1
GULF COAST VILLAGE HOME HEALTH INC			1	100%	1
FORT MYERS DIALYSIS		1			1
NEW SMYRNA BEACH AMBULATORY CARE CTR			1	100%	1
OUCH URGENT CARE			1	100%	1
NHC Chattanooga			1	100%	1
SAINT JOSEPHS HOSPITAL OF ATLANTA			1	100%	1
NHC HEALTH CARE CENTER		1			1
FAU MEMORY & WELLNESS CENTER			1	100%	1
STAT EMERGENCY CENTER			1	100%	1
NEW ULM MEDICAL CENTER			1	100%	1
Willow Ridge Center		1			1
Manor Care Health Care Services - Williamsport North		1			1
Bayou Vista Community Care Center			1	100%	1
ALTA BATES SUMMIT MEDICAL CENTER CLINICAL LAB			1	100%	1
CVS IL2297651CV JOLIET		1			1
WELLPATH			1	100%	1
MERITER LABORATORIES			1	100%	1
DOCTORS CHOICE HOME CARE INC			1	100%	1
PowerBack Piscataway Center		1			1
Manor Care of Dallastown d/b/a ManorCare Health Services - Dallastown		1			1
ADVANTA LABS, LLC		1			1
AUTUMN CARE OF STATESVILLE, LLC		1			1
Stonespring Transitional Care		1			1
CARTERSVILLE URGENT CARE			1	100%	1
PALM BEACH PEDIATRIC UROLOGY			1	100%	1
PALMA CEIA MED GROUP-SWANN		1			1
Kroger 419 - The Little Clinic Farmington/Exeter		1			1
LSU MEDICAL CENTER			1	100%	1
LAURELS OF NORWORTH		1			1
COLLIER BLVD HMA PHYSICIANS MANAGEMENT LLC			1	100%	1
HEALTH & WELLNESS PROFESSIONALS INC			1	100%	1
Lakeland Nursing and Rehabilitation Center LLC		1			1
UNIVERSITY OF NORTH CAROLINA HOSPITALS			1	100%	1
Kroger 923 - The Little Clinic Centerville		1			1
JPS HEALTH CENTER AT TRUE WORTH PLACE			1	100%	1
MEDICAL CENTER			1	100%	1
PROGRESSIVE MEDICAL RESEARCH			1	100%	1
Country View of Sunbury			1	100%	1
MISSION HOSPITAL			1	100%	1
J F K PEDIATRICS			1	100%	1

COVID-19: testing by laboratory

Data through Apr 20, 2021 verified as of Apr 21, 2021 at 09:25 AM

Data in this report are provisional and subject to change.

The numbers in the table below represent the number of Florida and non-Florida residents for whom test results were received by the Department of Health. A person can be tested by more than one laboratory and can have both positive and negative results. **Therefore, the sum of the numbers in each column will be larger than the total number of people tested.**

Reporting lab	Inconclusive	Negative	Positive	Percent positive	Total
BAPTIST HEALTH ASI			1	100%	1
Nemours Children's Clinic-Orla			1	100%	1
NCH HEALTHCARE CREEKSIDE ENDOSCOPY			1	100%	1
COSTCO PHARMACY #1023			1	100%	1
MD NOW MEDICAL CENTERS, INC			1	100%	1
WAKE FOREST MEDICAL CENTER LABORATORY			1	100%	1
GENESIS HEALTH SYSTEM			1	100%	1
Kroger 016 - The Little Clinic Centennial		1			1
GADSDEN FAMILY PRACTICE		1			1
SIGNATURE CARE MIDLAND			1	100%	1
UNITED HEALTHCARE			1	100%	1
THE NEW JEWISH HOME		1			1
THE MEDICAL CENTER			1	100%	1
WORKFORCE HEALTH DEPARTMENT			1	100%	1
FIRST CARE OF GAINESVILLE			1	100%	1
BROOKDALE WEST PALM BEACH			1	100%	1
PARKWAY REGIONAL MEDICAL CENTER LAB			1	100%	1
Bay View Nursing and Rehabilitation Center			1	100%	1
Melbourne Terrace Rehabilitation Center			1	100%	1
APOLLOMDX LLC			1	100%	1
NEMOURS CHILDRENS URGENT CARE			1	100%	1
BEACH CARE PLLC			1	100%	1
GENEVA FAMILY HEALTH			1	100%	1
EUROFINS PHOENIX			1	100%	1
TMH URGENT CARE CENTER			1	100%	1
CLEVELAND HEARTLAB			1	100%	1
LONG ISLAND MINIMALLY INVASIVE SURGERY		1			1
Kroger 929 - The Little Clinic Corryville		1			1
Greene Meadows Nursing and Rehabilitation Center		1			1
PRIMARY & URGENT CARE CENTERS			1	100%	1
Perham Living			1	100%	1
FIVE STAR PREMIER RESIDENCES OF POMPANO BEACH			1	100%	1
LOGAN COUNTY HOSPITAL			1	100%	1
NAVAL BRANCH HEALTH CLINIC			1	100%	1
HAVASU REGIONAL MEDICAL CENTER			1	100%	1
STANLY REGIONAL MEDICAL CENTER			1	100%	1
MID-FLORIDA PATHOLOGY LLC		1			1
KIDS HEALTH ALLIANCE PA			1	100%	1
SPACE COAST COMMUNITY PHARMACY			1	100%	1
FLORIDA HOSPITAL TRANSPLANT CENTER		1			1
Remarkable Healthcare Dallas			1	100%	1
COASTAL PEDIATRICS LLC			1	100%	1
PARK AVENUE MEDICAL PROFESSIONALS		1			1
HOLYOKE MEDICAL CENTER			1	100%	1
BAPTIST HOSPITAL EAST			1	100%	1
MAGGY PHARMACY INC		1			1
RESTORE MEDICAL PARTNERS PLLC			1	100%	1

COVID-19: testing by laboratory

Data through Apr 20, 2021 verified as of Apr 21, 2021 at 09:25 AM

Data in this report are provisional and subject to change.

The numbers in the table below represent the number of Florida and non-Florida residents for whom test results were received by the Department of Health. A person can be tested by more than one laboratory and can have both positive and negative results. **Therefore, the sum of the numbers in each column will be larger than the total number of people tested.**

Reporting lab	Inconclusive	Negative	Positive	Percent positive	Total
CARESPOT - MIAMI GARDENS			1	100%	1
MEDEXPRESS URGENT CARE - PATRICK STREE			1	100%	1
CARSON NURSING AND REHABILITATION CENTER		1			1
INTERNAL MEDICINE GROUP OF WINTER HAVEN PA		1			1
GAMMA HEALTHCARE, INC		1			1
NOVANT HEALTH PRINCE WILLIAM WELLNESS CENTER			1	100%	1
CARESPOT - WELLINGTON			1	100%	1
NEW YORK PRESBYTERIAN HOSPITAL			1	100%	1
PERFECT HEALTH URGENT CARE AND MEDICAL		1			1
BRUSHY CREEK FAMILY HOSPITAL			1	100%	1
NABI		1			1
IPSUM DIAGNOSTICS LLC		1			1
ALBUQUERQUE INDIAN HEALTH CENTER		1			1
BAPTIST HEALTH PRIMARY CARE AT CUTLER BAY			1	100%	1
AESTHETIC PHYSICIANS PC			1	100%	1
MEDICAL LIFE-INC GUIDEWELL EMERGENCY MEDICINE			1	100%	1
LIBERTY COMMONS NURSING AND REHABILITA		1			1
LANGLEY DIALYSIS			1	100%	1
Lenbrook		1			1
HUNTERS CREEK MEDICAL ASSOCIATES PA		1			1
Crisp Regional Nursing and Rehab Center		1			1
ONPOINT URGENT CARE			1	100%	1
HEARTLAND PHARMACY SEBRING			1	100%	1
BOCA RATON PHYSICIANS PA			1	100%	1
KNOX COMMUNITY HOSPITAL			1	100%	1
CHILDRENS HEALTHCARE CTE OF NORTHERN		1			1
FAMILY PRACTICE OF CENTRAL FLORIDA PA			1	100%	1
Walgreens #5421		1			1
PARK CITY HOSPITAL - RESPIRATORY CARE SERVICES			1	100%	1
CLIFTON-FINE HOSPITAL LABORATORY		1			1
Bolingreen Health and Rehabilitation		1			1
EVANS FAMILY CARE PA			1	100%	1
HARDVARD VANGUARD MEDICAL ASSOCIATES - NEEDHAM			1	100%	1
SARASOTA MEMORIAL HOSPITAL		1			1
MORELL			1	100%	1
PEDIATRIC ASSOCIATES - JACKSONVILLE			1	100%	1
URGENT DOC -NACOGODOCHES CLINIC			1	100%	1
MED TECH CLINICAL LABORATORY		1			1
NANCY M WORTHINGTON MD PA			1	100%	1
MARINA DEL REY HOSPITAL LAB			1	100%	1
ASHLEY PEDICATRICS DAY AND NIGHT CLINIC			1	100%	1
WHEATON FRANCISCAN LABORATORY			1	100%	1
CORNERSTONE OF RECOVERY INC		1			1
MEDEXPRESS URGENT CARE - WAYNESBURG		1			1
MEMORIAL HOSPITAL LOS BANOS			1	100%	1
GARDENS PEDIATRICS LAB			1	100%	1
THE MEDICAL CENTER AT SCOTTSVILLE			1	100%	1

COVID-19: testing by laboratory

Data through Apr 20, 2021 verified as of Apr 21, 2021 at 09:25 AM

Data in this report are provisional and subject to change.

The numbers in the table below represent the number of Florida and non-Florida residents for whom test results were received by the Department of Health. A person can be tested by more than one laboratory and can have both positive and negative results. **Therefore, the sum of the numbers in each column will be larger than the total number of people tested.**

Reporting lab	Inconclusive	Negative	Positive	Percent positive	Total
WALMART PHARMACY 10-4554		1			1
MBMG OF WINTER HAVEN			1	100%	1
Kroger 356 - The Little Clinic Middletown		1			1
ADVANCE GASTROENTEROLOGY			1	100%	1
TILLAMOOK COUNTY GENERAL HOSPITAL LAB		1			1
WALGREENS #11572		1			1
WEST FLORIDA HOSPITAL LABORATORY			1	100%	1
PARK AVENUE MEDICAL PROFESSIONALS PC		1			1
SC-GA2018 THE RIDGE REHABILITATION & H		1			1
FLORIDA MEDICAL CLINIC, PA		1			1
APS-SUMMIT CARE PHARMACY, LLC DBA OMNICARE		1			1
SUNY AT STONY BROOK			1	100%	1
WRIGHT PATTERSON AFB MEDICAL CENTER			1	100%	1
NORDX			1	100%	1
DOYLESTOWN HOSPITAL			1	100%	1
PRIME HEALTHCARE SERVICES		1			1
Avista Nursing and Rehab			1	100%	1
BAM INC		1			1
VANAJA SUREDDI MD PA			1	100%	1
REDMOND REGIONAL MEDICAL CENTER			1	100%	1
FLORIDA DEPARTMENT OF HEALTH IN CITRUS COUNTY		1			1
Regency Square			1	100%	1
CVS LA1116POCT BATON ROUGE		1			1
SUMMERFORD NURSING HOME, INC.		1			1
ST CATHERINE HOSPITAL LABORATORY			1	100%	1
Riverside Nursing & Rehabilitation Center		1			1
PROVIDENCE HOSPITAL			1	100%	1
ECHCS - Jewell Clinic		1			1
LIFE CARE CENTER OF HILTON HEAD		1			1
Smg/North Jersey Hematology & Oncology		1			1
SUPERKIDS PEDIATRICS			1	100%	1
Greenhaven Health and Rehabilitation		1			1
TIMPANOGOS REGIONAL HOSPITAL			1	100%	1
SWIFT CREEK HEALTH CENTER AT THE TEMPL		1			1
PENROSE HOSPITAL			1	100%	1
Garden Villa Bedford		1			1
OKLAHOMA BLOOD INSTITUTE			1	100%	1
CVS MA929POCT FRANKLIN		1			1
THE INTERNAL MEDICAL GROUP		1			1
Long Beach Care Center			1	100%	1
PEDIATRIC ASSOCIATES - MIAMI LAKES		1			1
PIEDMONT ATHENS REGIONAL HOSPITAL LAB			1	100%	1
BRIDGEWATER AT WATERMAN VILLAGE			1	100%	1
GINKGO BIOWORKS INC (CONCENTRIC)		1			1
WILLOWBROOKE COURT AT MATTHEWS GLEN		1			1
WATERS EDGE ELEMENTARY SCHOOL			1	100%	1
MID-SOUTH URGENT CARE, PLLC			1	100%	1

COVID-19: testing by laboratory

Data through Apr 20, 2021 verified as of Apr 21, 2021 at 09:25 AM

Data in this report are provisional and subject to change.

The numbers in the table below represent the number of Florida and non-Florida residents for whom test results were received by the Department of Health. A person can be tested by more than one laboratory and can have both positive and negative results. **Therefore, the sum of the numbers in each column will be larger than the total number of people tested.**

Reporting lab	Inconclusive	Negative	Positive	Percent positive	Total
NORTHSIDE FAMILY MEDICINE		1			1
			1	100%	1
EMERALD HEALTH CARE		1			1
WELLMED AT BAY AREA		1			1
VELOCITY URGENT CARE - LITTLE CREEK			1	100%	1
Ramsey Village		1			1
ANMED HEALTH MEDICAL CENTER			1	100%	1
VIRGINIA CVS PHARMACY, LLC DBA CVS/PHARMACY #1884		1			1
HABANA HEALTH CARE CENTER			1	100%	1
Autumn Care of Suffolk		1			1
CHIPLEY DIALYSIS			1	100%	1
MOUNT SINAI MEDICAL CENTER AVENTURA ER			1	100%	1
Kroger 368 - The Little Clinic Frankfort West		1			1
Rockcastle Health and Rehab		1			1
CURELOGICS WOUND CARE & HYPERBARIC CENTER		1			1
CVS AZ7855POCT TUCSON		1			1
MEDEXPRESS URGENT CARE - UNIONTOWN		1			1
Masonic Medical Research Institute			1	100%	1
BRITTNEY WHELIHAN IRWIN ARNP LLC			1	100%	1
PRIORITY CARE LLC			1	100%	1
MEDICAL CENTER AFFILIATES PALM SPRINGS			1	100%	1
Kroger 57 - The Little Clinic Jay C Charlestown		1			1
Victory Health and Rehabilitation			1	100%	1
WMC HEALTH GROUP OF KISSIMMEE LLC			1	100%	1
IRA FIALKO DO			1	100%	1
El Paso Health Care Center			1	100%	1
Jewish Home of Rochester		1			1
SARASOTA MEMORIAL HEALTHCARE			1	100%	1
PAUL C SCHWARTZ & MELVIN L WEIDMAN		1			1
HYDE PARK MEDICAL CENTER		1			1
CONSULATE HEALTH CARE OF VERO BEACH			1	100%	1
MEDIPLUS CLINIC, INC			1	100%	1
AUGUSTA UNIVERISTY MEDICAL CENTER			1	100%	1
CVS PA2867POCT FOLSOM		1			1
PALM SPRINGS GENERAL HOSPITAL			1	100%	1
Good Samaritan Society-Atkinson		1			1
VIP STARNETWORK		1			1
ATMORE COMMUNITY HOSPITAL			1	100%	1
FLORIDA DIGESTIVE AND LIVER SPECIALISTS			1	100%	1
GATEWAY LABORATORIES		1			1
WAYNE COUNTY PUBLIC HEALTH		1			1
VISTA DEL SOL MED ASSOC		1			1
ST.ELIZABETH HEALTH CENTER	1				1
CVS AZ9374POCT TUCSON		1			1
BRIGHAM YOUNG UNIV STUDENT HEALTH CTR			1	100%	1
HONEY BROOK MED INVESTORS LTD/DBA		1			1
Schoenbrunn Healthcare		1			1

COVID-19: testing by laboratory

Data through Apr 20, 2021 verified as of Apr 21, 2021 at 09:25 AM

Data in this report are provisional and subject to change.

The numbers in the table below represent the number of Florida and non-Florida residents for whom test results were received by the Department of Health. A person can be tested by more than one laboratory and can have both positive and negative results. **Therefore, the sum of the numbers in each column will be larger than the total number of people tested.**

Reporting lab	Inconclusive	Negative	Positive	Percent positive	Total
ALLIED PEDIATRICS & FAMILY MEDICINE			1	100%	1
DIXIE REGIONAL MEDICAL CENTER			1	100%	1
WESLEY LONG HOSPITAL			1	100%	1
MEDEXPRESS URGENT CARE - TOTOWA		1			1
MEDICAL ASSOCIATES OF PINELLAS - LAB			1	100%	1
POMPANO BEACH ARTIFICIAL KIDNEY CENTER			1	100%	1
Bivins Pointe			1	100%	1
Kroger 367 - The Little Clinic Walton		1			1
Walgreens #19461		1			1
FRITZINGERTOWN SENIOR LIVING		1			1
Troy Center for Rehabilitation & Nursing		1			1
Piedmont Crossing		1			1
BIOLOGICAL AND CHEMICAL EMERGENCIES LABORATORY			1	100%	1
PARK AVENUE PEDIATRICS PC		1			1
Linley Park Rehabilitation & Healthcare Center		1			1
Medilodge of Midland		1			1
EAST LANSING OPCO		1			1
ASUNCION HOME HEALTH CARE CORP			1	100%	1
WMG URGENT CARE WOODSTOCK			1	100%	1
MOBILE MEDICAL UNIT- SAINT JOSEPH REG		1			1
Walgreens #9121		1			1
THE READING HOSPITAL AND MEDICAL CENTER			1	100%	1
WESLEY CHAPEL INTERNAL MEDICINE AND PEDIATRICS PA			1	100%	1
Signature Healthcare of Georgetown		1			1
COLUMBIA CREST CARE & RAHAB		1			1
PRIMARY CARE SERVICES AT WESTMINSTER V		1			1
BL DIAGNOSTICS LLC			1	100%	1
PASTEUR MEDICAL CENTER LLC		1			1
ORMC-ARDEN/EOI			1	100%	1
BOULDER COMMUNITY HOSPITAL			1	100%	1
EAST TENNESSEE STATE UNIVERSITY		1			1
AMD			1	100%	1
INLET CONCIERGE MEDICINE			1	100%	1
SANCHEZ CAZAU MEDICAL GROUP			1	100%	1
ST FRANCIS COLLEGE WELLNESS CENTER		1			1
CARDIOLOGY AND FITNESS MEDICINE		1			1
Kroger 629 - The Little Clinic Cartersville, GA Hwy 41		1			1
CLEVELAND CLINIC AKRON GENERAL			1	100%	1
MEDCOR, INC			1	100%	1
NLAC SUMMERBIO			1	100%	1
OPTUM OF HIALEAH		1			1
Avantara Lake Norden		1			1
VCU HEALTH SYSTEM AUTHORITY - MCV HOSPITALS			1	100%	1
JMJ FAMILY PRACTICE			1	100%	1
NHSN_AIMS		1			1
BELMONT VILLAGE AT JOHNS CREEK		1			1
JOSEPH REINA PHARMACY INC DBA JRX PHAR		1			1

COVID-19: testing by laboratory

Data through Apr 20, 2021 verified as of Apr 21, 2021 at 09:25 AM

Data in this report are provisional and subject to change.

The numbers in the table below represent the number of Florida and non-Florida residents for whom test results were received by the Department of Health. A person can be tested by more than one laboratory and can have both positive and negative results. **Therefore, the sum of the numbers in each column will be larger than the total number of people tested.**

Reporting lab	Inconclusive	Negative	Positive	Percent positive	Total
FLORIDA HOSPITAL LAB			1	100%	1
TAMPA GENERAL MEDICAL GROUP LABORATORY HEALTHPARK			1	100%	1
FLORIDA EPIDEMIOLOGY PROGRAM			1	100%	1
MEDEXPRESS URGENT CARE - LINDEN		1			1
FOUNDCARE HEALTH			1	100%	1
MARQUETTE GENERAL HOSPITAL			1	100%	1
CFHC - FROSTPROOF			1	100%	1
CVS AZ3749POCT GOODYEAR		1			1
SANTA BARABARA ALF LLC (THE WINDSOR)			1	100%	1
JACKSONVILLE HEALTH & REHAB		1			1
MARTIN HEALTH PHYSICIAN GROUP			1	100%	1
HEART HOSPITAL OF LAFAYETTE: EMERGENCY ROOM			1	100%	1
KINGMAN REGIONAL MEDICAL CENTER			1	100%	1
Chestnut Ridge Nursing & Rehab		1			1
MEDHELP			1	100%	1
PATIENT FIRST-GENERAL BOOTH			1	100%	1
Kroger 825 - The Little Clinic Dorothy Lane		1			1
CAMAI COMMUNITY HEALTH CENTER, INC			1	100%	1
UNITYPOINT HEALTH TRINITY			1	100%	1
CVS PA2296POCT MACUNGIE		1			1
PEDIATRIC ASSOCIATES OF ORLANDO			1	100%	1
PUBLIC HEALTH LABORATORIES			1	100%	1
LABORATORY SERVICES SGHS - CAMDEN		1			1
PRESTIGE ER			1	100%	1
ALLIED PHYSICIANS GROUP		1			1
Vi at Aventura		1			1
Portsmouth Health and Rehab			1	100%	1
JOHN HOPKINS WELLNESS CENTER PEPSICO			1	100%	1
Kroger 447 - The Little Clinic Lebanon		1			1
Kroger 519 - The Little Clinic Staples Mill Road		1			1
PUTNAM CO HOSPITAL-D/B/A ASBURY TOWERS		1			1
Pinnacle Health and Rehab at South Portland		1			1
EAST END PEDIATRICS		1			1
PATHOLOGYT & LAB MEDICINE SERVICES			1	100%	1
CONVENIENT MD			1	100%	1
GENESIS HOME HEALTH CARE SERVICES OF			1	100%	1
EXPRESS LAB LIVINGSTON			1	100%	1
CORVALLIS CLINIC PC LAB		1			1
DONALSONVILLE HOSPITAL			1	100%	1
WELLSTAR SPALDING REGIONAL MEDICAL CENTER		1			1
DOCTOR TODAY URGENT CARE			1	100%	1
SUNRISE/QUAY COUNTY HEALTH CLINIC		1			1
CVS NV9586POCT RENO		1			1
FAMILY AND INTERNAL MEDICINE ASSOCIATES		1			1
YOUR KIDS URGENT CARE			1	100%	1
NAVICENT HEALTH OCONEE, LLC		1			1
MARYLAND DEPARTMENT OF HEALTH AND MENTAL HYGIENE			1	100%	1

COVID-19: testing by laboratory

Data through Apr 20, 2021 verified as of Apr 21, 2021 at 09:25 AM

Data in this report are provisional and subject to change.

The numbers in the table below represent the number of Florida and non-Florida residents for whom test results were received by the Department of Health. A person can be tested by more than one laboratory and can have both positive and negative results. **Therefore, the sum of the numbers in each column will be larger than the total number of people tested.**

Reporting lab	Inconclusive	Negative	Positive	Percent positive	Total
Elderwood at Lancaster		1			1
PATIENT FIRST - GARRISONVILLE			1	100%	1
HEARTLAND OF MARIETTA OH LLC DBA		1			1
PHYSICIANS PREMIER ER- CENTRAL AUSTIN			1	100%	1
OPCO LLC LEGACY NURSING AND REHABILITA		1			1
Kroger 524 - The Little Clinic Iron Bridge Road		1			1
RIVERSIDE PEDIATRIC GROUP, INC		1			1
PEDIATRIC ASSOCIATES OF JULINGTON CREEK			1	100%	1
NORTH MIAMI BEACH SURGICAL CENTER			1	100%	1
CAPE CORAL HOSPITAL NURSING			1	100%	1
PINELLAS POINT NURSING AND REHAB CENTER			1	100%	1
Kroger 909 - The Little Clinic Hamilton			1	100%	1
CHATEAU MADELEINE - SENIOR LIVING & MEMORY CARE			1	100%	1
ARTESIAN HOME		1			1
WASHINGTON SOLDIERS HOME AND COLONY		1			1
CENTER AT WATERFRONT		1			1
Accordius Health at Harrisonburg		1			1
BAYLOR SCOTT & WHITE ALL SAINTS MEDICAL CENTER FT			1	100%	1
OXLEY PARK HEALTH & REHAB		1			1
Harris Hill Nursing Facility		1			1
ATLANTIS VISION CENTER			1	100%	1
MERCY HOME		1			1
MARTIN LUTHER KING RENAL INSTITUTE			1	100%	1
TRIPLE O RESEARCH INSTITUTE PA			1	100%	1
HARTFORD HEALTH CARE & REHABILITATION			1	100%	1
MINUTECLINIC LLC #3351			1	100%	1
UT HEALTH RGV CLINICAL LABORATORY			1	100%	1
EVERLYWELL DIAGNOSTICS			1	100%	1
PALACE CARE AND REHAB		1			1
WEST VIRGINIA LABORATORIES			1	100%	1
NATIONAL INSTITUTES OF HEALTH CLINICAL CENTER			1	100%	1
ST. PETERSBURG PEDIATRICS-SEMINOLE			1	100%	1
PULSE MEDICAL DOCTOTS LLC			1	100%	1
DOCTORS CARE - GREER		1			1
ELDERWOOD AT WAVERLY		1			1
Good Samaritan Society - Mountian Lake		1			1
ABINGTON MEMORIAL HOSPITAL			1	100%	1
WELLMED AT LONGWOOD			1	100%	1
LACKAWANNA HEALTH AND REHAB CENTER		1			1
LAKE MARY DIALYSIS			1	100%	1
CORONA CONCIERGE, LLC		1			1
TARRYTOWN PHARMACY			1	100%	1
QUICKCARE HEALTH, INC			1	100%	1
MISSION REGIONAL MEDICAL CENTER			1	100%	1
ST PETERSBURG GENERAL HOSPITAL LABORATORY			1	100%	1
BIODORON LABORATORIES			1	100%	1
WEST FLORIDA MEDICAL CENTER CLINIC			1	100%	1

COVID-19: testing by laboratory

Data through Apr 20, 2021 verified as of Apr 21, 2021 at 09:25 AM

Data in this report are provisional and subject to change.

The numbers in the table below represent the number of Florida and non-Florida residents for whom test results were received by the Department of Health. A person can be tested by more than one laboratory and can have both positive and negative results. **Therefore, the sum of the numbers in each column will be larger than the total number of people tested.**

Reporting lab	Inconclusive	Negative	Positive	Percent positive	Total
FRESENIUS MEDICAL CARE TRADTION			1	100%	1
WALK IN FAMILY MEDICINE CENTER			1	100%	1
DEVLIN MANOR NURSING AND REHABILITATION		1			1
BLUFFTON HEALTH CENTER			1	100%	1
SHANNON CLARK OD, PA			1	100%	1
CVS MI22230CV WAYNE COUNTY COMMUNITY COLLEGE			1	100%	1
MANHATTAN COLLEGE HEALTH SERVICES		1			1
SOUTHERN FAMILY HEALTH			1	100%	1
Brakeley Park Center		1			1
WALGREENS #05150		1			1
AMERICAN DRUG TESTING LAB LLC			1	100%	1
POETS WALK SARASOTA			1	100%	1
CVS TX7824POCT GARLAND		1			1
FREEPORT ER DOX URGENT CARE		1			1
VALUE DRUG STORES INC		1			1
MIAMI CHILDRENS HOSPITAL MIDTOWN OUTPATIENT CENTER			1	100%	1
REGIONAL MED CTR BAYONET POINT			1	100%	1
HOME AIDE SVC OF EASTERN NY INC D/B/A		1			1
VERITAS GENETICS, INC.			1	100%	1
CAREATC - PALM HARBOR			1	100%	1
North Ottawa Care Center at Heartwood Lodge		1			1
RELIANCE HOME HEALTH CARE INC		1			1
ST JOHN'S MEDICAL CENTER, TETON VILLAGE			1	100%	1
HEALTHPLUS			1	100%	1
SOUTH FLORIDA EVALUATION AND TREATMENT		1			1
UCH LAB			1	100%	1
TRUCARE LIVING CENTERS - SELMA			1	100%	1
PATEL MINESH		1			1
BMC MAYPORT			1	100%	1
LIFE CARE CENTER OF GWINNETT		1			1
OPTI MED PHARMACY		1			1
BRONSON METHODIST HOSPITAL			1	100%	1
WEST FLORIDA MEDICAL ASSOCIATES PA			1	100%	1
YOUR GOOD HEALTH MEDICAL GROUP PA			1	100%	1
CRYSTAL RIVER FIRE DEPARTMENT			1	100%	1
Life Care Center of Auburn		1			1
JOHN D. ARCHBOLD MEMORIAL HOSPITAL			1	100%	1
MEDTOWN PHARMACY			1	100%	1
CARENOW URGENT CARE-HENDERSONVILLE		1			1
Eagle Point Health Care Center		1			1
KELLY			1	100%	1
BROCK HUGHES MEDICAL CENTER			1	100%	1
DR Q PEDIATRICS			1	100%	1
Ideal Senior Living Center		1			1
UF HEALTH FAMILY MEDICINE-GOODBYS CREEK			1	100%	1
WESTON COUNTY HEALTH SERVICES			1	100%	1
CAREWELL 203			1	100%	1

COVID-19: testing by laboratory

Data through Apr 20, 2021 verified as of Apr 21, 2021 at 09:25 AM

Data in this report are provisional and subject to change.

The numbers in the table below represent the number of Florida and non-Florida residents for whom test results were received by the Department of Health. A person can be tested by more than one laboratory and can have both positive and negative results. **Therefore, the sum of the numbers in each column will be larger than the total number of people tested.**

Reporting lab	Inconclusive	Negative	Positive	Percent positive	Total
STONESPRINGS HOSPITAL CENTER			1	100%	1
HALE KUPUNA HERITAGE HOME		1			1
ORLANDO DIALYSIS		1			1
ORDRS, INC.			1	100%	1
Maple Lane Nursing Home		1			1
Oregon Veterans Home The Dalles		1			1
WALGREENS # 04440		1			1
OAKWOOD HOSPITAL - DEARBORN LAB			1	100%	1
PALM COAST DRAW STATION/AMERICAN HEALTH ASSOCIATES		1			1
MOUNTAINVIEW URGENT CARE VALLEY		1			1
PEDIATRIC PARTNERS OF ZEPHYRHILLS PA			1	100%	1
LABONE		1			1
BLESSINGS MEDICAL CLINIC, THE			1	100%	1
RMC BROOKHOLLOW MED AESTHETICS INC		1			1
CVS IL2297652CV CHICAGO		1			1
CONCIERGE IV NUTRITION			1	100%	1
Kempsville Health and Rehab Center		1			1
COSTAMED GRUPO MEDICO			1	100%	1
APPLECARE URGENT CARE JESUP			1	100%	1
Villages of St.Peters		1			1
BLACK SHEEP MEDICAL			1	100%	1
INTERNAL MEDICINE ASSOCIATES		1			1
APC HEALTH LLC			1	100%	1
AVERA SACRED HEART HOSPITAL			1	100%	1
KETTERING MEDICAL CENTER			1	100%	1
SUNCOAST PRIMARY CARE LLC			1	100%	1
HOSPITAL METROPOLITANO SAN GERMAN			1	100%	1
PROGRESSIVE MEDICAL LAB LLC			1	100%	1
APPLECARE URGENT CARE KINGSLAND			1	100%	1
ABRAKIDABRA KIDS CLINIC			1	100%	1
CARROLL UNIVERSITY STUDENT HEALTH CENTER		1			1
CLINICAL TRIALS OF TAMPA LLC		1			1
MULTICARE PHYSICIANS			1	100%	1
CVS OH3481POCT MARYSVILLE		1			1
BOCA MEDICAL CARE			1	100%	1
STEPHEN G NELSON MD PA			1	100%	1
ADVENTHEALTH SENIOR CARE AT ORMOND			1	100%	1
MEDEXPRESS URGENT CARE - BENTONVILLE		1			1
JUP Serology SubSection			1	100%	1
ATHENS LIMESTONE HOSPITAL		1			1
Walgreens #10988		1			1
WARREN GENERAL HOSPITAL			1	100%	1
MEA PRIMARY CARE PLUS BYRAM			1	100%	1
Traymore Nursing Center		1			1
Cerenity Senior Care-White Bear Lake		1			1
VIRTUA HEALTH AND REHABILITATION		1			1
ELATION HEALTH		1			1

COVID-19: testing by laboratory

Data through Apr 20, 2021 verified as of Apr 21, 2021 at 09:25 AM

Data in this report are provisional and subject to change.

The numbers in the table below represent the number of Florida and non-Florida residents for whom test results were received by the Department of Health. A person can be tested by more than one laboratory and can have both positive and negative results. **Therefore, the sum of the numbers in each column will be larger than the total number of people tested.**

Reporting lab	Inconclusive	Negative	Positive	Percent positive	Total
Kroger - KR070600172		1			1
DAUGHTERS OF SARAH NURSING CENTER		1			1
ST FRANCIS MEDICAL CENTER			1	100%	1
Towne Manor West		1			1
SPELMAN COLLEGE DEPT OF HEALTH SERVICE		1			1
Arlington Care Center			1	100%	1
VA Texas Valley Coastal Bend Harlingen HCC		1			1
PM PEDIATRICS OF BAYSIDE, PLLC		1			1
BARRINGTON TERRACE NAPLES			1	100%	1
NORTH BREVARD CHILDRENS MEDICAL CENTER			1	100%	1
SPORTS MEDICINE CLINIC - U OF WYOMING			1	100%	1
MRMC LAB MICRO			1	100%	1
UPMC NORTHWEST HOSPITAL			1	100%	1
Life Care Center of Paradise Valley		1			1
EH FARGO HOSPITAL LABORATORY			1	100%	1
Mayaguez Outpatient Clinic		1			1
MEDEXPRESS URGENT CARE - LEOMINSTER		1			1
Kroger 805 - The Little Clinic Lewis Center		1			1
LAB TEST KENDALL LLC		1			1
GEORGETOWN URGENT CARE			1	100%	1
MIAMI-DADE COUNTY HEALTH DEPT.		1			1
WALGREENS # 11165		1			1
FREDERICK AVENUE GROUP HOME		1			1
CRESTHAVEN			1	100%	1
ADVOCATE GOOD SAMARITAN			1	100%	1
Cornerstone at the Ranch		1			1
COOSA VALLEY HEALTHCARE CENTER LLC		1			1
DUKE UNIVERSITY MEDICAL CENTER			1	100%	1
LEE MEMORIAL HEALTH SYSTEMS HOME HEALTH		1			1
HALEYVILLE HEALTH CARE CENTER		1			1
APPLECARE URGENT CARE			1	100%	1
KISSIMMEE HOME TRAINING		1			1
Medilodge of Kalamazoo		1			1
TEVAPHARM			1	100%	1
SIGNATURE HEALTHCARE OF BUCKHEAD		1			1
MEDEXPRESS URGENT CARE-BRENTWOOD		1			1
Heritage of Red Cloud		1			1
MEDICAL ASSOCIATES OF CARTER		1			1
AMALIA'S COMMUNITY CLINIC, CORP			1	100%	1
ROSLYN INTERNAL MEDICINE		1			1
COMMUNITY MEDICAL CENTER-ORANGE CITY		1			1
CARE ADVANTAGE			1	100%	1
ARCADIA DIALYSIS CENTER			1	100%	1
MEDICAL UNIVERSITY OF SOUTH CAROLINA			1	100%	1
Kroger 779 - The Little Clinic Georgetown		1			1
ALLIANCE MD DIRECT PRIMARY CARE			1	100%	1
INTERNAL MEDICINE EMILIA MURRAY MD PA		1			1

COVID-19: testing by laboratory

Data through Apr 20, 2021 verified as of Apr 21, 2021 at 09:25 AM

Data in this report are provisional and subject to change.

The numbers in the table below represent the number of Florida and non-Florida residents for whom test results were received by the Department of Health. A person can be tested by more than one laboratory and can have both positive and negative results. **Therefore, the sum of the numbers in each column will be larger than the total number of people tested.**

Reporting lab	Inconclusive	Negative	Positive	Percent positive	Total
KROGER 785 - THE LITTLE CLINIC DIXIE HWY		1			1
MISSOURI DEPARTMENT OF HEALTH AND SENIOR SERVICES - STATE PH LAB		1			1
XSTREMEMD			1	100%	1
AHC Dyersburg		1			1
HIGHLANDS CLINICAL LABORATORY			1	100%	1
MERITUS MEDICAL CENTER			1	100%	1
PM PEDIATRICS OF VIRGINIA			1	100%	1
PRIME CARE FAMILY MEDICINE			1	100%	1
CHC SOUTHWEST FLORIDA LAB-LIVE			1	100%	1
St. Ann Rehabilitation and Nursing Center		1			1
AdventHealth Care Center Zephyrhills North			1	100%	1
Good Shepherd Fairview Home, Inc.		1			1
YUMA REGIONAL MEDICAL CENTER			1	100%	1
FRESENIUS KIDNEY CARE OCALA			1	100%	1
WYTHE CNTY COMMUNITY HOSP LABORATORY			1	100%	1
CONEY ISLAND HOSP			1	100%	1
View Ridge Care Center		1			1
WELLMED AT LINEBAUGH AVE			1	100%	1
HALIFAX FAMILY HEALTH CENTER			1	100%	1
PIONEER CLINICAL RESEARCH LLC			1	100%	1
CARE CENTER OF LAKE PLACID			1	100%	1
Kroger - KR070300083			1	100%	1
RESIDENCES AT MIAMI / REIGN GARDENS LLC, THE			1	100%	1
JEFFREY A HIRSCHFIELD, MD PA			1	100%	1
LONESTAR 24HRER MANAGEMENT LLC DBA LONESTAR 24HRER			1	100%	1
Franciscan Convalescent Hospital		1			1
Hinesville VA Clinic		1			1
LAKEVIEW REGIONAL HOSPITAL			1	100%	1
SPRINGFIELD HOSPITAL			1	100%	1
CVS AZ4795POCT MESA		1			1
MEDICAL SPECIALISTS OF THE PALM BEACHES INC			1	100%	1
ACUPATH LABORATORIES INC			1	100%	1
PINNACLE PAIN CENTER PS DBA LYNX HEALTHCARE		1			1
HUNTSVILLE HOSPITAL			1	100%	1
ADVENTHEALTH MEDICAL GROUP OBSTETRICS			1	100%	1
ABBOTT LABORATORIES ROSS PRODUCTS			1	100%	1
HEALTHCARE AND REHAB OF SANFORD			1	100%	1
MOBILE INFIRMARY MEDICAL CENTER			1	100%	1
AVON PARK CLUSTER		1			1
LEGACY SPECIALTY PHARMACY CORP			1	100%	1
Kroger 683 - The Little Clinic Foothills Plaza		1			1
SUSAN F. WILLIAMS M.D., P.A.			1	100%	1
UF HEALTH THE VILLAGES			1	100%	1
ANDERSON NURSING CENTER			1	100%	1
WATERVIEW HILLS REHABILITATION AND NUR		1			1
UNIVERSITY OF MIAMI - LENNAR CENTER			1	100%	1
PROVIDENCE PORTLAND MEDICAL CENTER		1			1

COVID-19: testing by laboratory

Data through Apr 20, 2021 verified as of Apr 21, 2021 at 09:25 AM

Data in this report are provisional and subject to change.

The numbers in the table below represent the number of Florida and non-Florida residents for whom test results were received by the Department of Health. A person can be tested by more than one laboratory and can have both positive and negative results. **Therefore, the sum of the numbers in each column will be larger than the total number of people tested.**

Reporting lab	Inconclusive	Negative	Positive	Percent positive	Total
SOUTH DADE NURSING & REHABILITATION CENTER			1	100%	1
FAMILY MEDICAL CENTER OF HOLLYWOOD PA			1	100%	1
Consulate Health Care of Tallahassee			1	100%	1
ATLANTA PLUS URGENT CARE, LLC			1	100%	1
CORPORATION OF AMERICA		1			1
CVS NY2297002CV NEW YORK			1	100%	1
AFTER HOURS CLINIC			1	100%	1
Crowne Health Care of Thomasville		1			1
INTERIM HEALTHCARE OF PALM COAST			1	100%	1
CVS MA634POCT KINGSTON			1	100%	1
TITUS REGIONAL MEDICAL CENTER			1	100%	1
MEMORIAL HOSPITAL AT GULFPORT			1	100%	1
KENT		1			1
Brio of Johnston		1			1
VALLEY VISTA CARE CENTER		1			1
CARDIAC AND VASCULAR CONSULTANTS MD PA		1			1
INTEGRATED GENETICS SEQUENOM		1			1
BRIDGEWAY CENTER INC			1	100%	1
MERRILL GARDENS AT CHAMPIONSGATE			1	100%	1
MOUNT SINAI HOSPITAL OF QUEENS			1	100%	1
Raleigh Center (WV)			1	100%	1
MAINE HEALTH AND ENVIRONMENTAL TESTING LABORATORY			1	100%	1
UNIVERSITY OF MARYLAND PATHOLOGY ASSOCIATES			1	100%	1
WALGREENS # 12338		1			1
BREVARD COUNTY JAIL			1	100%	1
MOBILE MEDICAL CLINIC			1	100%	1
BRISTOL REGINAL MEDICAL CENTER			1	100%	1
FLORIDA HOSPITAL ORMOND BEACH			1	100%	1
SILVER SPRINGS SHORES DIALYSIS			1	100%	1
FRESENIUS KIDNEY CARE OF CLERMONT WEST			1	100%	1
EVERGREEN NURSING HOME		1			1
Florence Home		1			1
LAKE VIEW COURT		1			1
Caldwell Care		1			1
HOSPITALS OF PROVIDENCE TRANSMOUNTAIN CAMPUS, THE			1	100%	1
GULF COUNTY HEALTH DEPARTMENT			1	100%	1
BROOKDALE FORT MYERS LAKES PARK			1	100%	1
Brookdale Southside			1	100%	1
ENT & ALLERGY ASSOCIATES, LLP - SLEEPY HOLLOW (ABBOTT)		1			1
PALM BEACH COUNTY HEALTH DEPT.			1	100%	1
COMMONWEALTH OF VIRGINIA DIVISION OF CONSOLIDATED LABORATORY SERVICES			1	100%	1
THE HOSPITALS OF PROVIDENCE EMERGENCY ROOM			1	100%	1
BAPTIST HEALTH MEDICAL PLAZA			1	100%	1
HEARTLAND NURSING & REHABILITATION		1			1
CHILDRENS AT NORTH POINT URGENT CARE L		1			1
CLINICAL CARE, INC			1	100%	1
UF HEALTH EMERGENCY CENTER LABORATORY		1			1

COVID-19: testing by laboratory

Data through Apr 20, 2021 verified as of Apr 21, 2021 at 09:25 AM

Data in this report are provisional and subject to change.

The numbers in the table below represent the number of Florida and non-Florida residents for whom test results were received by the Department of Health. A person can be tested by more than one laboratory and can have both positive and negative results. **Therefore, the sum of the numbers in each column will be larger than the total number of people tested.**

Reporting lab	Inconclusive	Negative	Positive	Percent positive	Total
SUNSHINE FAMILY & WELLNESS CENTER			1	100%	1
US LABORATORIES			1	100%	1
CLIFTON SPRINGS		1			1
BAPTIST HEALTH FLOYD			1	100%	1
COVENANT HOSPITAL HOBBS D/B/A COVENANT		1			1
METROWEST MEDICAL CENTER - FRAMINGHAM			1	100%	1
REGENTS PARK OF JACKSONVILLE			1	100%	1
DESTIN SURGERY CENTER LTD		1			1
NORTH SHORE MEDICAL CENTER - SALEM HOSPITAL			1	100%	1
Williamstown Commons			1	100%	1
OMNICARE PHARMACY OF TEXAS 1, LP		1			1
RINGLING HEALTH CENTER			1	100%	1
MT VIEW			1	100%	1
PINECREST MANOR		1			1
SOPHIA MEDICAL ASSOCIATES, PC			1	100%	1
Kroger - KR001100688			1	100%	1
TUNIS STREET GROUP HOME		1			1
USA Healthcare LTC, LLC - Folsom Center for Rehabilitation & Healthca		1			1
Schenectady Center for Rehabilitation & Nursing		1			1
West Bay of Tampa Center			1	100%	1
FAITH FAMILY PRACTICE			1	100%	1
AMBULATORY CARE CLINIC, LLC			1	100%	1
HEARTLAND OF ZEPHYRHILLS FL, LLC			1	100%	1
CONNECTICUT PEDIATRICS @ CHC		1			1
CHI ST. LUKE'S HEALTH BCM MEDICAL CENTER			1	100%	1
ACCESS TOTAL CARE - PORTLAND			1	100%	1
GSM OCED Subsection			1	100%	1
FRANKLIN CBOC			1	100%	1
MEDOR/ACC SYNCHRONY			1	100%	1
PATHLAB SERVICES			1	100%	1
VA Tennessee Valley HCS-Nashville Campus			1	100%	1
WALGREENS #01456		1			1
COMMUNITY HOSPITALS INDIANAPOLIS			1	100%	1
ANSWERS RESOURCE FACILITY		1			1
MEDHEALTH CLINICAL INC			1	100%	1
SEASONS HOSPICE AND PALLIATIVE CARE OF			1	100%	1
PANCARE HEALTH - NORTHSIDE ELEMENTARY			1	100%	1
VERMONT DEPT OF HEALTH LABORATORY			1	100%	1
HATLEY HEALTH CARE, INC		1			1
Mercy Manor Transition Center			1	100%	1
CVS MA1875POCT ASHLAND			1	100%	1
TEXAS HEALTH HARRIS METHODIST HOSPITAL			1	100%	1
GALVESTON COUNTY HEALTH DISTRICT			1	100%	1
CVS TX1057POCT SAN ANTONIO		1			1
MOSAIC MEDICAL CENTER MARYVILLE			1	100%	1
CAREMOUNT MEDICAL PC-CARMEL		1			1
LIFE CARE CENTER OF CLEVELAND		1			1

COVID-19: testing by laboratory

Data through Apr 20, 2021 verified as of Apr 21, 2021 at 09:25 AM

Data in this report are provisional and subject to change.

The numbers in the table below represent the number of Florida and non-Florida residents for whom test results were received by the Department of Health. A person can be tested by more than one laboratory and can have both positive and negative results. **Therefore, the sum of the numbers in each column will be larger than the total number of people tested.**

Reporting lab	Inconclusive	Negative	Positive	Percent positive	Total
GENESIS CARE USA OF FLORIDA, LLC			1	100%	1
LABORATORY COPRORATION OF AMERICA			1	100%	1
PHOEBE PRIMARY CARE CAMILLA			1	100%	1
Waddell Nursing & Rehab Center		1			1
NEMOURS CHILDREN'S			1	100%	1
ACCESS HEALTH CARE PHYSICIANS, LLC		1			1
NORTH FLORIDA CHILD DEVELOPMENT, INC			1	100%	1
UNIVERSITY PLACE NURSING CENTER		1			1
TREASURE COAST MEDICAL CONCIERGE LLC			1	100%	1
Glenburn Home		1			1
MODERN URGENT CARE			1	100%	1
SELF REGIONAL HEALTHCARE			1	100%	1
PIEDMONT MOUNTAINSIDE HOSPITAL LABORAT		1			1
FOCUSED CARE AT ALLENBROOK		1			1
ADVANCE CARDIOVASCULAR IMAGING, INC			1	100%	1
Smg At Bridgewater Family Medicine		1			1
Signature HealthCare of Bowling Green		1			1
LANGLADE			1	100%	1
BROOKSVILLE REGIONAL HOSPITAL			1	100%	1
CMC MERCY LABORATORY			1	100%	1
CONNECTICUT CVS PHARMACY, LLC		1			1
Biopharmaceutics Laboratory Section		1			1
BARTLE'S PHARMACY INC			1	100%	1
PROGRESSIVE URGENT CARE, PC			1	100%	1
PEDIATRIC PARTNERS ZEPHYRHILLS			1	100%	1
LANCASHIRE HALL NURSING AND REHABILITATION CENTER		1			1
MID FLORIDA DERMATOLOGY ASSOCIATES PA			1	100%	1
Kroger 523 - The Little Clinic Dickson			1	100%	1
DW MCMILLAN MEMORIAL HOSPITAL LABORATORY			1	100%	1
CVS NJ2369POCT JACKSON		1			1
CHILTON MEDICAL CENTER		1			1
CVS CA9751POCT AGOURA		1			1
REHABILITATION CENTER OF SOUTH GEORGIA		1			1
Freedom Pointe at The Villages			1	100%	1
CARE STATION MEDICAL GROUP		1			1
Wedgewood Manor		1			1
PARKVIEW MANOR NURSING HOME		1			1
CLEVELAND CLINIC FLORIDA WAIVED			1	100%	1
NEW YORK STATE DEPTARTMENT OF HEALTH			1	100%	1
MEDEXPRESS URGENT CARE - PINE BLUFF S		1			1
MIAMI JEWISH DIALYSIS			1	100%	1
Keller Landing Center		1			1
Longwood Community Living Center		1			1
CEPERO PEDIATRICS PA			1	100%	1
HEALTH GUAGE			1	100%	1
LAKE COMMUNITY ACTION AGENCY		1			1
EMERGENCY CARE SERVICES LAB AT JFK MEDICAL CENTER			1	100%	1

COVID-19: testing by laboratory

Data through Apr 20, 2021 verified as of Apr 21, 2021 at 09:25 AM

Data in this report are provisional and subject to change.

The numbers in the table below represent the number of Florida and non-Florida residents for whom test results were received by the Department of Health. A person can be tested by more than one laboratory and can have both positive and negative results. **Therefore, the sum of the numbers in each column will be larger than the total number of people tested.**

Reporting lab	Inconclusive	Negative	Positive	Percent positive	Total
KEY BISCAYNE PEDIATRIC ASSOCIATES INC			1	100%	1
VERIFY LABS			1	100%	1
PALM BEACH COUNTY SHERIFF OFFICE			1	100%	1
VITAL CARE			1	100%	1
ST. MICHAEL'S ELITE HOSPITAL			1	100%	1
NORTHEAST GEORGIA HEALTH SYSTEM			1	100%	1
SELECT SPECIALTY HOSPITAL - ORLANDO SOUTH			1	100%	1
ORMOND BEACH DIALYSIS			1	100%	1
CULVER CITY URGENT CARE			1	100%	1
BAYSTATE REFERENCE LABORATORY			1	100%	1
CVS TN5694POCT SODDY DAISY		1			1
CYPRESS CREEK DIALYSIS CTR			1	100%	1
AMBRY GENETICS CORP	1				1
DUKE UNIVERSITY POINT OF CARE TESTING PROGRAM			1	100%	1
KEY WEST BRANCH MEDICAL CLINIC			1	100%	1
Oakview Manor Health and Rehab		1			1
JAMES A HENRY MD LLC			1	100%	1
SAINT AGNES HOSPITAL			1	100%	1
PRINCIPLE DIAGNOSTICS LLC			1	100%	1
HANCOCK REGIONAL HOSPITAL		1			1
Eddy Memorial Geriatric Center		1			1
PENNY PEDIATRICS		1			1
LEHIGH REGIONAL WOUND CENTER			1	100%	1
GULF BREEZE TREATMENT CENTER, LLC			1	100%	1
MINUTECLINIC DIAGNOSTIC OF TN PC #6437		1			1
LUMICO LIFE INSURANCE COMPANY		1			1
BAY AREA HOSPITAL LAB & HST		1			1
MALUHIA		1			1
TILE PHARMACY		1			1
Lopatcong Center		1			1
PUBLIX PHARMACY #1488		1			1
PANCARE HEALTH - BRUCE			1	100%	1
MAHONEY PEDIATRICS PA			1	100%	1
WVU MEDICINE - WESTON			1	100%	1
MINNESOTA HERITAGE HOUSE		1			1
ERIE COUNTY EMERGENCY SERVICES DIV OF		1			1
CLINICAL PATHOLOGY LABORATORIES SOUTHEAST INC			1	100%	1
SUN LABORATORY SERVICES,INC			1	100%	1
Kroger 395 - The Little Clinic Blanchester		1			1
ACCESS TOTAL CARE			1	100%	1
Central Alabama Veterans HCS - East Campus		1			1
CLINICAL LABORATORY DEPARTMENT			1	100%	1
ELEMENTS PHARMACY			1	100%	1
Kroger 682 - The Little Clinic Combs and Gantzel		1			1
WY RETIREMENT CENTER		1			1
MARION GENERAL HOSPITAL			1	100%	1
SUMMERLIN MEDICAL CENTRE			1	100%	1

COVID-19: testing by laboratory

Data through Apr 20, 2021 verified as of Apr 21, 2021 at 09:25 AM

Data in this report are provisional and subject to change.

The numbers in the table below represent the number of Florida and non-Florida residents for whom test results were received by the Department of Health. A person can be tested by more than one laboratory and can have both positive and negative results. **Therefore, the sum of the numbers in each column will be larger than the total number of people tested.**

Reporting lab	Inconclusive	Negative	Positive	Percent positive	Total
PROVIDENCE ST. PATRICK HOSPITAL			1	100%	1
LIFECARE MEDICAL CENTER			1	100%	1
Grays Harbor Health and Rehabilitation		1			1
Churchman Village LLC		1			1
EMERY MEDICAL CENTER			1	100%	1
ENT AND ALLERGY ASSOCIATES, LLP		1			1
PHYSICIANS IMMEDIATE CARE			1	100%	1
ADDINGTON PLACE EAST LAKE		1			1
LINK PHARMACY LLC		1			1
SAINT FRANCIS HOSPITAL			1	100%	1
Canandaigua VAMC		1			1
BMRHC HARRISON		1			1
QUALITY LAB			1	100%	1
GOLDING-GRANADO MEDICAL ASSOCIATES		1			1
MINUTE CLINIC DIAGNOSTICS OF IN, LLC #6252		1			1
PINEVILLE PHARMACY			1	100%	1
ADVANCED LABORATORY SERVICES			1	100%	1
ADVANCED MEDICAL LABORATORIES (AML)			1	100%	1
ORCHARD PARK HEALTH CARE AND REHABILITATION CENTER		1			1
DOCTORS HOSPITAL OF LAREDO			1	100%	1
INDIGO PALMS			1	100%	1
IDAHO HEALTH DEPARTMENT			1	100%	1
Sarah A. Todd Memorial Home		1			1
ARIZONA STATE LABORATORY			1	100%	1
WALGREENS #10854		1			1
RIDGE OPTUM FLORIDA			1	100%	1
Trucare Living Centers - Columbus		1			1
MEDPOST URGENT CARE - CIBOLO			1	100%	1
Absolut Care of Gasport		1			1
BATESVILLE - SHERWOOD URGENT CARE			1	100%	1
JET MEDICAL CENTER			1	100%	1
CVS CT2210POCT RIVERSIDE		1			1
WALGREENS #05432		1			1
Chateau Dville Rehab & Retirement		1			1
BRIAN C GRINER MD LLC			1	100%	1
Woodstock Nursing and Rehabilitation Center		1			1
GWINNETT MEDICAL CENTER			1	100%	1
CAN COMMUNITY HEALTH NORTH MIAMI, FL		1			1
LAB. CORP. OF AMERICA			1	100%	1
LIFESPAN HEALTH - SELMER		1			1
Diversicare of Eupora		1			1
WELLCARE URGENT CARE			1	100%	1
REDMOND URGENT CARE			1	100%	1
Kroger 527 - The Little Clinic Hwy 70 S.		1			1
REHABILITATION CENTER OF ALBUQUERQUE		1			1
INFANTS & CHILDREN PA			1	100%	1
MARTIN MEMORIAL MEDICENTER			1	100%	1

COVID-19: testing by laboratory

Data through Apr 20, 2021 verified as of Apr 21, 2021 at 09:25 AM

Data in this report are provisional and subject to change.

The numbers in the table below represent the number of Florida and non-Florida residents for whom test results were received by the Department of Health. A person can be tested by more than one laboratory and can have both positive and negative results. **Therefore, the sum of the numbers in each column will be larger than the total number of people tested.**

Reporting lab	Inconclusive	Negative	Positive	Percent positive	Total
AHUJA MEDICAL CENTER			1	100%	1
NORTH CAROLINA STATE LABORATORY OF PUBLIC HEALTH, SPECTRUM LAB NETWORK			1	100%	1
Waters of Covington		1			1
MINUTE CLINIC DIAGNOSTIC MED GRP OF CA		1			1
IVAN, MAYA			1	100%	1
HENRICO DOCTOR'S LABORATORY			1	100%	1
JOHNSON MEDICAL SERVICES			1	100%	1
HAWAII DEPARTMENT OF HEALTH LAB			1	100%	1
Elderwood at Williamsville		1			1
WALGREENS #06025		1			1
MCR HEALTH MEDICAL EXPRESS			1	100%	1
EDWARD HOSPITAL			1	100%	1
SOUTH FLORIDA URGENT CARE CENTERS, LLC			1	100%	1
Accordius Health at Gastonia			1	100%	1
CENTRAL FLORIDA MEDICAL CARE			1	100%	1
WEST FLORIDA MEDICAL ASSOCIATES			1	100%	1
FLORIDA STATE UNIVERSITY HEALTH SERVICES			1	100%	1
STATE OF ALASKA			1	100%	1
CENTRAL TX URGENT CARE			1	100%	1
CAROMONT HEALTH			1	100%	1
NEMOURS CHILDREN'S PRIMARY CARE			1	100%	1
UNIVERSITY OF MIAMI PRIMARY CARE SITE UMHC 3039			1	100%	1
MERCY GENERAL HOSPITAL			1	100%	1
JOHN MANCHIN SR HEALTH CARE CENTER		1			1
Washington County Nursing H0me			1	100%	1
TANNER MEDICAL CENTER VILLA RICA		1			1
Friendship Manor Inc.		1			1
ST JOSEPHS CHILDRENS HOSPITAL PEDI TRANSPORT			1	100%	1
BACON COUNTY HOSPITAL		1			1
HIGH DESERT COURT GROUP HOME			1	100%	1
TMH PHYSICIAN PARTNERS WAKULLA			1	100%	1
FAMILY MEDICAL CENTERS			1	100%	1
MEDCARE-GARNERS FERRY			1	100%	1
Kroger 539 - The Little Clinic Memorial Blvd.		1			1
ANDREWS			1	100%	1
SPECIALTY MOLECULAR - DENVER			1	100%	1
SAINT ALPHONSUS REGIONAL MEDICAL CENTER			1	100%	1
DEPARTMENT OF HEALTH SERVICES			1	100%	1
UHS BINGHAMTON GENERAL			1	100%	1
TITUSVILLE TOWERS ASSISTED LIVING		1			1
CLINTON DRUG STORE		1			1
SISTERS MISSION			1	100%	1
PUBLIX PHARMACY #0332		1			1
SOUTHERN OHIO MEDICAL CENTER			1	100%	1
VICTORIA PAIN AND REHABILITATION CENTER			1	100%	1
LOUNDY		1			1
SMA BEHAVIORAL HEALTH SERVICES INC		1			1

COVID-19: testing by laboratory

Data through Apr 20, 2021 verified as of Apr 21, 2021 at 09:25 AM

Data in this report are provisional and subject to change.

The numbers in the table below represent the number of Florida and non-Florida residents for whom test results were received by the Department of Health. A person can be tested by more than one laboratory and can have both positive and negative results. **Therefore, the sum of the numbers in each column will be larger than the total number of people tested.**

Reporting lab	Inconclusive	Negative	Positive	Percent positive	Total
WORKCARE, INC GLOBALFOUNDRIES			1	100%	1
Arlington Health and Rehabilitation		1			1
LINCOLN COUNTY MEDICAL CENTER		1			1
PUBLIX PHARMACY #1122		1			1
BRIDGEWATER PARK ASSISTED LIVING LLC			1	100%	1
WALGREENS #5130			1	100%	1
ALL AMERICAN FAMILY AND GERIATRIC CARE			1	100%	1
ADVANCE HEALTH AND WELLNESS SOLUTIONS			1	100%	1
VIP FAMILY PRACTICE			1	100%	1
Quince Nursing and Rehabilitation Center		1			1
MARYWOOD HEIGHTS		1			1
Diversicare of Ripley		1			1
MIL LAKE HEALTHCARE CENTER INC PEDIATRICS			1	100%	1
Shelbyville Manor		1			1
SHAW MEDICAL GROUP LLC			1	100%	1
NORTH FLORIDA REGIONAL MEDICAL CENTER EMERGENCY			1	100%	1
BMC/NASSAU			1	100%	1
KAISER PERMANENTE REGIONAL REFERENCE LABORATORY		1			1
LABTEST LLC LABTEST DIAGNOSTICS			1	100%	1
SOUTHERN WINDS			1	100%	1
CORPUS CHRISTI MEDICAL CENTER			1	100%	1
Alexandria Place		1			1
VIVIAN SIMMONS FAMILY PRACTICE			1	100%	1
St. Catherine's manor of Findlay		1			1
DSL TENANT II LLC			1	100%	1
WINDSOR MANOR			1	100%	1
VALLEY HOSPITAL MEDICAL CENTER		1			1
Kroger 49 - The Little Clinic Wichita - 21st St.			1	100%	1
ASCENSION ST VINCENT'S - WESTSIDE			1	100%	1
DEACONESS URGENT CARE CENTER			1	100%	1
RIVIERA BEACH HEALTH CENTER LAB			1	100%	1
ATHENS MEDICAL CENTER			1	100%	1
NIHCC			1	100%	1
WALGREENS #07589		1			1
CELEBRATION FAMILY PHYSICIANS LLC			1	100%	1
DEVITA		1			1
DOCTORS HEARING			1	100%	1
EXACCARE KINGSTON, LLC			1	100%	1
ALL PRO ORTHOPEDICS & SPORTS MEDICINE, PA			1	100%	1
Kroger 588 - The Little Clinic Thompsons Station		1			1
COUNTRYSIDE PEDIATRIC CARE PA			1	100%	1
NORTH PALM BEACH DIALYSIS CENTER			1	100%	1
WALGREENS #04786		1			1
SYNAPSE ANALYTICAL LABS		1			1
LIFESTREAM BEHAVIORAL CENTER INC			1	100%	1
MOSOLF PEDIATRICS PA			1	100%	1
Parkside Manor		1			1

COVID-19: testing by laboratory

Data through Apr 20, 2021 verified as of Apr 21, 2021 at 09:25 AM

Data in this report are provisional and subject to change.

The numbers in the table below represent the number of Florida and non-Florida residents for whom test results were received by the Department of Health. A person can be tested by more than one laboratory and can have both positive and negative results. **Therefore, the sum of the numbers in each column will be larger than the total number of people tested.**

Reporting lab	Inconclusive	Negative	Positive	Percent positive	Total
ADVENTHEALTH MEDICAL GROUP PEDIATRICS DIABETES &			1	100%	1
MEDEXPRESS URGENT CARE - JACKSON		1			1
CENTRAL FL INTERNAL MEDICINE ASSOCIATES LLC		1			1
NICKLAUS CHILDREN'S DORAL OUTPATIENT CENTER			1	100%	1
LEE MEMORIAL HOSPITAL OUTPATIENT SURGERY CENTER			1	100%	1
MEDEXPRESS URGENT CARE - MT EPHRAIM		1			1
SHANNON MEDICAL CENTER			1	100%	1
ADVENTHEALTH HOME CARE WATERMAN			1	100%	1
Mountain City Care and Rehabilitation Center		1			1
URGENTMED			1	100%	1
LEESBURG DIALYSIS CENTER		1			1
RADIANCE HEALTH RX		1			1
LAKE REGIONAL HEALTH			1	100%	1
The Carrington		1			1
CROSS CREEK HEALTH CARE		1			1
Garden View Care Center at Dougherty Ferry		1			1
Kroger 532 - The Little Clinic Murfreesboro		1			1
MEDICAL EXAMINERS OFFICE, LEESBURG			1	100%	1
MY URGENT CARE CLINIC			1	100%	1
SPECTRUM LUDINGTON			1	100%	1
HOLMES FAMILY PRACTICE PA			1	100%	1
Excel Care Center			1	100%	1
PHYSICIANS OF CENTRAL FLORIDA			1	100%	1
NORTH WEST FLORIDA DIAGNOSTIC ENOCRINOLOGY CLINIC			1	100%	1
SOUTHEASTERN INTEGRATED MEDICAL PL			1	100%	1
KENDALL PEDIATRICS PARTNERS LLC			1	100%	1
CAREFIRST URGENT CARE - BEECHMONT			1	100%	1
American Fork Care Center dba Heritage Care Center		1			1
ACCOMPLISHED HOME CARE		1			1
KIOSK MEDICINE KENTUCKY LLC		1			1
ADVENT HEALTH MEDICAL GROUP MULTISPECIALTY			1	100%	1
Bethany Manor		1			1
ARISTACARE AT MANCHESTER		1			1
Victoria Manor		1			1
MEDEXPRESS URGENT CARE, LEBANON		1			1
JUPITER MEDICAL GROUP			1	100%	1
ABSOLUTE CAREGIVERS HOME HEALTH AGENCY INC			1	100%	1
SAINT JOSEPH'S HOSPITAL AND MEDICAL CENTER		1			1
EILEEN TURBESSI MD PA		1			1
Kroger 753 - The Little Clinic Goss Avenue		1			1
HEALTHCARE PARTNERS FAMILY MEDICINE LLC			1	100%	1
PRACTITIONERS IN MOTION			1	100%	1
Good Samaritan Society - Albion		1			1
DPH OP LAB			1	100%	1
INNOVATIVE HEALTH DIAGNOSTIC OF CALIFORNIA			1	100%	1
WALGREENS #12322		1			1
INTERIM HEALTHCARE			1	100%	1

COVID-19: testing by laboratory

Data through Apr 20, 2021 verified as of Apr 21, 2021 at 09:25 AM

Data in this report are provisional and subject to change.

The numbers in the table below represent the number of Florida and non-Florida residents for whom test results were received by the Department of Health. A person can be tested by more than one laboratory and can have both positive and negative results. **Therefore, the sum of the numbers in each column will be larger than the total number of people tested.**

Reporting lab	Inconclusive	Negative	Positive	Percent positive	Total
CVS TX7431POCT ROWLETT		1			1
WESTCHESTER MEDICAL CENTER ADVANCED		1			1
HAMPTON VAMC		1			1
RAAZI CLINICAL LABORATORY LLC			1	100%	1
PSL JAX BEACH OPERATIONS LLC			1	100%	1
MEDEXPRESS URGENT CARE-HAVERHILL		1			1
FLAGLER COUNTY BOARD OF COUNTY COMMISSIONERS			1	100%	1
HIGHLAND LABORATORY			1	100%	1
SONORAN DESERT PATHOLOGY			1	100%	1
POUDRE VALLEY HOSPITAL			1	100%	1
Erwin Health Care Center		1			1
HEALTH FIRST HOME CARE		1			1
CVS TN6394POCT BRENTWOOD		1			1
FLORHAM PARK ENDOSCOPY CENTER		1			1
WESTOX LABS		1			1
LITTLE COMPANY OF MARY HOSPITAL			1	100%	1
RIVERTON CBOC			1	100%	1
CONVENIENT URGENT CARE			1	100%	1
Seal Rock Healthcare		1			1
MORGAN MEDICAL CENTER		1			1
ELLCOTT CENTER FOR REHABILITATION AND		1			1
MYLAN-SOUTH POINT PA		1			1
PATIENT FIRST - HAMILTON		1			1
BAPTIST HEALTH EXPRESS CARE			1	100%	1
Encompass Health Rehab Hosp Tinton Falls		1			1
Kroger - KRO03400316			1	100%	1
Central Alabama Veterans HCS - West Campus		1			1
Encompass Health Rehab Hosp Harmarville		1			1
EVENTIDE LUTHERAN HOME		1			1
KENNEDY BOULEVARD DIALYSIS			1	100%	1
Waycross VA CBOC		1			1
PRIMARY CARE GROUP LLC		1			1
INTEGRIS SEMINOLE EMERGENCY DEPT			1	100%	1
WELLINGTON WEST 100176			1	100%	1
SUN CITY DIAGNOSTIC CENTER			1	100%	1
D'YOUVILLE SCHOOL OF PHARMACY		1			1
PATHOLOGY ASSOCIATES			1	100%	1
Summit Medical Group Morristown Oncology		1			1
Ashland Place Health and Rehabilitation, LLC		1			1
MAYO MEDICAL LABORATORIES			1	100%	1
BROOKDALE FORT WALTON BEACH			1	100%	1
YOUTH HEALTH CENTER OF HUNTINGTON		1			1
TREASURE COAST COMMUNITY HEALTH INC			1	100%	1
CHATSWORTH ASSISTED LIVING COMMUNITY AT PGA NATIONAL			1	100%	1
WILMINGTON NURSING AND REHAB			1	100%	1
IMA MEDICAL CENTER OF SOUTH WEST ORLANDO			1	100%	1
MINUTECLINIC DIAGNOSTIC OF NH, LLC (CL		1			1

COVID-19: testing by laboratory

Data through Apr 20, 2021 verified as of Apr 21, 2021 at 09:25 AM

Data in this report are provisional and subject to change.

The numbers in the table below represent the number of Florida and non-Florida residents for whom test results were received by the Department of Health. A person can be tested by more than one laboratory and can have both positive and negative results. **Therefore, the sum of the numbers in each column will be larger than the total number of people tested.**

Reporting lab	Inconclusive	Negative	Positive	Percent positive	Total
Northern Nevada State Veterans Home		1			1
CHILDREN'S AT CHAMBLEE BROOKHAVEN URGE		1			1
Kroger 086 - The Little Clinic Broomfield-Sheridan		1			1
HSRE-ASL CASSELBERRY TRS, LLC			1	100%	1
REGIONAL MEDICAL CENTER			1	100%	1
ABBOTT LABORATORIES - OCCUPATIONAL HEALTH SERVICES			1	100%	1
IMMY LABS			1	100%	1
FLORIDA HEART AND VASCULAR MULTISPECIALTY GROUP PA			1	100%	1
Kroger 353 - The Little Clinic Harpers Point		1			1
ALLIANCE LABORATORY SERVICES			1	100%	1
DIGESTIVE DISEASE CARE PC		1			1
PINEBROOK CARE AND REHABILITATION CENTER□			1	100%	1
TITUSVILLE CENTER FOR SURGICAL EXCELLENCE LLC		1			1
LAS PALMAS MEDICAL CENTER			1	100%	1
LABTECH DIAGNOSTICS			1	100%	1
DISCOVERY AT HOME, LLC			1	100%	1
St. Mary's Care Center		1			1
Kroger 63 - The Little Clinic Glassford Hill Rd		1			1
JP MORGAN CHASE HEALTH SERVICES			1	100%	1
AURORA MEDICAL CENTER-KENOSHA			1	100%	1
CLINICAL RESEARCH OF WEST FLORIDA		1			1
ADVENTHEALTH PHYSICIAN GROUP – APPLEWOOD			1	100%	1
Rio Grande City Nursing and Rehab Center			1	100%	1
RED BUG LAKE ROAD OVIEDO COVID			1	100%	1
Sherwood Oaks Health Center			1	100%	1
AVERA ST. MARY'S HOSPITAL			1	100%	1
MED BAR LLC		1			1
RENOWN REGIONAL MEDICAL CENTER			1	100%	1
NORTH FLORIDA FAMILY MEDICINE			1	100%	1
FLORIDA KEYS PED AND ADOLES CTR			1	100%	1
2504-HOMEWOOD		1			1
Salem Hills Rehabilitation and Nursing Center		1			1
WESTCOAST FAMILY PRACTICE		1			1
MEDEXPRESS URGENT CARE - HAMILTON SQUA		1			1
GENERATIONS CENTER OF SPENCER		1			1
SUNSHINE PEDIATRICS OF LUTz			1	100%	1
SOUTHERN HILLS MEDICAL CENTER			1	100%	1
CARESPOT - LEE VISTA			1	100%	1
Greencroft Goshen		1			1
BELLMORE PEDIATRICS		1			1
MEDICAL COLLEGE OF GEORGIA MEDICAL CENTER			1	100%	1
LYSTER MAIN LAB, FT RUCKER		1			1
BETHESDA DIALYSIS			1	100%	1
CENTRAL CAROLINA HOSPITAL			1	100%	1
WOODSTOCK HEALTH DEPARTMENT			1	100%	1
CTMD MEDICAL CENTER, PA			1	100%	1
SOUTHWESTERN STATE HOSPITAL LABORATORY			1	100%	1

COVID-19: testing by laboratory

Data through Apr 20, 2021 verified as of Apr 21, 2021 at 09:25 AM

Data in this report are provisional and subject to change.

The numbers in the table below represent the number of Florida and non-Florida residents for whom test results were received by the Department of Health. A person can be tested by more than one laboratory and can have both positive and negative results. **Therefore, the sum of the numbers in each column will be larger than the total number of people tested.**

Reporting lab	Inconclusive	Negative	Positive	Percent positive	Total
ASSOCIATES MD MEDICAL GROUP INC			1	100%	1
CENTRAL FLORIDA HEALTH CARE, INC			1	100%	1
WILSON FAMILY MEDICINE LLC		1			1
OMAHA VA MEDICAL CENTER			1	100%	1
KIDS CARE PEDIATRICS			1	100%	1
BAPTIST HOSPITAL FAMILY MEDICINE TIGER POINT			1	100%	1
DSI LABORATORIES-NAPLES-7TH			1	100%	1
FRESENIUS SOUTH FORT MYERS		1			1
SANTA ROSA PEDIATRICS			1	100%	1
PEDRO MENENDEZ HEALTH CENTER AT ST JOHNS			1	100%	1
TEXAS HEALTH ARLINGTON MEMORIAL HOSPITAL			1	100%	1
CONCENTRA - LEESBURG		1			1
FLORIDA ADVANCED MEDICAL AND DERM AESTHETICS LLC			1	100%	1
SACRED HEART HOSPITAL			1	100%	1
TEXAS HEALTH ARLINGTON MEMORIAL		1			1
Robinson Terrace Rehabilitation and Nursing Center		1			1
LEELANAU OPCO, LLC		1			1
ACUTE AND COMMUNICABLE DISEASE PREVENTION			1	100%	1
LABWORKS LLC			1	100%	1
Isle Health and Rehabilitation Center			1	100%	1
Parkview Care and Rehabilitation Center		1			1
STERLING HOUSE OF PORT ORANGE		1			1
PHOEBE HOME INC		1			1
WEST CARVER MEDICAL ASSOCIATES		1			1
CARENOW MURFREESBORO MEDICAL CENTER PK		1			1
Hawthorne House		1			1
SUMMIT DETOX INC			1	100%	1
Walgreens #3661		1			1
LP Marietta II, LLC		1			1
PROVIDENCE ST PETER HOSPITAL		1			1
CITRONELLE HEALTH AND REHABILITATION CENTER		1			1
SUNRISE CLINIC SANTA ROSA		1			1
Pinnacle Assisted Living			1	100%	1
KATHY L ANDERSON DO PA			1	100%	1
CVS AZ69POCT PEORIA		1			1
Carrollton Manor Inc		1			1
MADISON REHABILITATION HOSPITAL		1			1
LAKE LURE HEALTH CENTER			1	100%	1
Hearthstone Nursing and Rehabilitation Center		1			1
FALKVILLE HEALTHCARE		1			1
SC-GA2018 SIMPSONVILLE REHABILITATION		1			1
NORTH SHORE HEMATOLOGY-ONCOLOGY ASSOCI		1			1
THE CHILDREN'S HOSPITAL OF PHILADELPHIA		1			1
ROAN MOUNTAIN MEDICAL CENTER			1	100%	1
ASHLEY CLINICAL DIAGNOSTIC LABORATORY			1	100%	1
LAMARQUE DIALYSIS			1	100%	1
CONSOLIDATED			1	100%	1

COVID-19: testing by laboratory

Data through Apr 20, 2021 verified as of Apr 21, 2021 at 09:25 AM

Data in this report are provisional and subject to change.

The numbers in the table below represent the number of Florida and non-Florida residents for whom test results were received by the Department of Health. A person can be tested by more than one laboratory and can have both positive and negative results. **Therefore, the sum of the numbers in each column will be larger than the total number of people tested.**

Reporting lab	Inconclusive	Negative	Positive	Percent positive	Total
CARILION CLINIC LAB TESTING SITE-POSTAL		1			1
BOLLES SCHOOL, THE			1	100%	1
SHARON REGIONAL MEDICAL CENTER			1	100%	1
NSPIRE HEALTHCARE PLANTATION			1	100%	1
PHYSICIAN ASSOCIATES, LLC			1	100%	1
MONROE COUNTY PUBLIC HEALTH DEPARTMENT			1	100%	1
FASTMED - LAKEWAY			1	100%	1
Vista Park			1	100%	1
FIRSTCARE MEDICAL CENTER			1	100%	1
DIGNITY HEALING LLC			1	100%	1
NOSE AND SINUS INSTITUTE OF BOCA RATON		1			1
COLLINS NURSING HOME		1			1
URGENT 202 COX CREEK PKWY		1			1
HERNANDO COUNTY HEALTH DEPT			1	100%	1
Sunnybrook Rehabilitation Center			1	100%	1
CARESPOT - OCOEE			1	100%	1
ARIZA WELLNESS CARE LLC			1	100%	1
EAGLE COUNTY HEALTH AND HUMAN SERVICES			1	100%	1
WALGREENS #15369		1			1
COMMUNITY			1	100%	1
DOCTORS MEMORIAL HOSP HOME HEALTH CARE		1			1
EXPRESS CARE OF OCALA			1	100%	1
SCHUYLER HOSPITAL		1			1
Kroger 359 - The Little Clinic Bellevue		1			1
BOCA RATON REGIONAL HOSPITAL		1			1
BROWARD MEDICAL LAB			1	100%	1
CLAYTON NURSING AND REHABILITATION		1			1
FLORIDA DEPARTMENT OF HEALTH IN BROWARD COUNTY		1			1
GARNET HEALTH DOCTORS		1			1
Tremont Health & Rehabilitation Center		1			1
CAREHERE HUDSON BAY			1	100%	1
EXCEL URGENT CARE OF NJ			1	100%	1
Dulles Health and Rehab Center		1			1
HAMILTON CI MAIN UNIT ANNEX/ WORK CAMP			1	100%	1
GATEWAY FAMILY HEALTH CLINIC			1	100%	1
ELKTON TRANSITIONAL CARE CENTER		1			1
CARENOW LAKE WORTH			1	100%	1
MEADOWS PARK HEALTH AND REHABILITATION		1			1
IMMEDIATE CARE MEDICAL CENTER			1	100%	1
Monument Health Custer Care Center		1			1
CARESOUTH HHA HOLDINGS OF VIRGINIA, LLC			1	100%	1
Davie Nursing & Rehabilitation Center		1			1
BANNER UNIVERSITY MEDICAL CENTER			1	100%	1
CHILDREN'S AT SATELLITE BOULEVARD URGE		1			1
STATE OF CALIFORNIA DOH SERVICES			1	100%	1
TRAFALGAR DIALYSIS			1	100%	1
NEW HORIZON PRIMARY CARE LLC			1	100%	1

COVID-19: testing by laboratory

Data through Apr 20, 2021 verified as of Apr 21, 2021 at 09:25 AM

Data in this report are provisional and subject to change.

The numbers in the table below represent the number of Florida and non-Florida residents for whom test results were received by the Department of Health. A person can be tested by more than one laboratory and can have both positive and negative results. **Therefore, the sum of the numbers in each column will be larger than the total number of people tested.**

Reporting lab	Inconclusive	Negative	Positive	Percent positive	Total
MEDEXPRESS URGENT CARE - NUTLEY		1			1
UUHC - REDSTONE HEALTH CENTER LABORATORY			1	100%	1
SACRED HEART MEDICAL CENTER			1	100%	1
FOUNDATION LABORATORY			1	100%	1
PATIENT FIRST - SICKLERVILLE		1			1
TRITENN LLC		1			1
Village Crest Center for Health & Rehabilitation		1			1
Manor Care Health Services- Wilmington			1	100%	1
CVS KS8573POCT OVERLAND PARK		1			1
5 STAR HOME HEALTH SERVICES INC		1			1
ADVANCED RESEARCH AND DIAGNOSTIC LABORATORY UNIVERSITY OF MINNESOTA			1	100%	1
NOORANI MEDICAL CENTER LLC			1	100%	1
CVS MA335POCT RAYNHAM		1			1
CERMAK HEALTH SERVICES			1	100%	1
Maplewood of Cheshire County		1			1
SOMA MEDICAL CENTER PA #2 OAKLAND			1	100%	1
HEALTH CARE SERVICES LC			1	100%	1
URGENT CARE OF FORT LAUDERDALE INC			1	100%	1
CURA LABORATORY SERVICES			1	100%	1
BRANKO D PEJIC MD FAMILY PRACTICE			1	100%	1
ELAN MANATEE			1	100%	1
PHYSICIANS URGENT CARE			1	100%	1
RIVERVIEW HOSPITAL	1				1
Baypoint Healthcare Center			1	100%	1
LRGHEALTHCARE		1			1
BLOOD SYSTEMS LABORATORIES			1	100%	1
BAYMEADOWS PEDIATRIC CARE		1			1
WOOD COUNTY HEALTH DEPARTMENT			1	100%	1
SOUTH TEXAS HEALTH SYSTEM ER - WARE ROAD			1	100%	1
DE TAR HOSPITAL			1	100%	1
BRADENTON CONVENTION CENTER			1	100%	1
UNIVERSITY OF SOUTH FLORIDA			1	100%	1
CHAMBREL AT PINECASTLE			1	100%	1
MT SINA1 HOSPICE			1	100%	1
AUSTIN URGENT CARE			1	100%	1
Grand Junction VAMC		1			1
HOSPITAL SISTERS HEALTH SYSTEM (HSHS)			1	100%	1
CHILDREN'S MEMORIAL HOSPITAL			1	100%	1
NEW MILFORD HOSPITAL			1	100%	1
DEPT OF VA MEDICAL CENTER - MIAMI			1	100%	1
UMMC MIDTOWN CAMPUS			1	100%	1
HACKENSACK UNIVERSITY MEDICAL CENTER		1			1
SSC NASHVILLE OPERATING CO LLC D/B/A		1			1
HENRY FORD HOSPITAL			1	100%	1
KINGWOOD EMERGENCY HOSPITAL			1	100%	1
PREMIER HEALTH CARE INC			1	100%	1
MEDEXPRESS URGENT CARE - CABOT			1	100%	1

COVID-19: testing by laboratory

Data through Apr 20, 2021 verified as of Apr 21, 2021 at 09:25 AM

Data in this report are provisional and subject to change.

The numbers in the table below represent the number of Florida and non-Florida residents for whom test results were received by the Department of Health. A person can be tested by more than one laboratory and can have both positive and negative results. **Therefore, the sum of the numbers in each column will be larger than the total number of people tested.**

Reporting lab	Inconclusive	Negative	Positive	Percent positive	Total
GARNET HEALTH URGENT CARE		1			1
QUEST INC			1	100%	1
PATIENT FIRST - CHERRY HILL		1			1
OPTUM MEDICAL CLINIC IN ROCKRIMMON			1	100%	1
BRADEN CLINIC		1			1
PRIMARY CARE & PEDIATRICS - SHEPHERSTOWN		1			1
MORNINGSIDE NURSING AND REHABILITATION		1			1
ABSOLUTE HEALTHCARE			1	100%	1
CONVENIENT MEDICAL AND HEALTH SERVICES			1	100%	1
PALOMAR MEDICAL CENTER			1	100%	1
GEORGE WASHINGTON UNIVERSITY HOSPITAL			1	100%	1
MCG HOSPITALS AND CLINICS			1	100%	1
SEABROOK EMS			1	100%	1
PREMISEHEALTH		1			1
GENESIS MEDICAL CENTER OF CORAL SPRINGS INC			1	100%	1
CHRISTIANA HOSPITAL		1			1
Kroger 682 - The Little Clinic New Holland Market			1	100%	1
CHI ST ALEXIUS TRANSITIONAL CARE UNIT		1			1
MOUNT SINAI MEDICAL CENTER HIALEAH			1	100%	1
C V S / PHARMACY #4396		1			1
SALTZER URGENT CARE			1	100%	1
GENVIEW DIAGNOSIS INC			1	100%	1
IVY CREEK HEALTHCARE & WELLNESS CENTRE			1	100%	1
STITCHES ACUTE CARE CENTER OF CHEYENNE			1	100%	1
KINGWOOD EMERGENCY CENTER			1	100%	1
PALM COTTAGE OPERATOR LLC			1	100%	1
Walgreens #11724		1			1
SHAH			1	100%	1
Chatsworth Health Care		1			1
LEXINGTON HOSPITAL CORPORATION			1	100%	1
CONWAY - SHERWOOD URGENT CARE			1	100%	1
COMMUNITY URGENT CARE PC			1	100%	1
HEALTH DIV OAK RIDGE NATL LABORATORY		1			1
NORTHSIDE HOSPITAL GWINNETT		1			1
Kroger - KR003500568			1	100%	1
ASCARATE DIALYSIS			1	100%	1
BRISTOL CHILDRENS CLINIC			1	100%	1
MD NOW URGENT CARE			1	100%	1
FORT LOUDOUN PRIMARY CARE		1			1
SPRINGBROOK HOSPITAL			1	100%	1
SAINT PETE MRI			1	100%	1
ALDEN PHARMACY		1			1
GARDEN VIEW CARE CENTER		1			1
GIBSON AREA PRIMARY CARE			1	100%	1
SALEM HOSPITAL REGIONAL LABORATORY		1			1
WALGREENS # 03608			1	100%	1
REDSTONE REHABILITATION & NURSING CENT		1			1

COVID-19: testing by laboratory

Data through Apr 20, 2021 verified as of Apr 21, 2021 at 09:25 AM

Data in this report are provisional and subject to change.

The numbers in the table below represent the number of Florida and non-Florida residents for whom test results were received by the Department of Health. A person can be tested by more than one laboratory and can have both positive and negative results. **Therefore, the sum of the numbers in each column will be larger than the total number of people tested.**

Reporting lab	Inconclusive	Negative	Positive	Percent positive	Total
MAIN STREET PHARMACY OF MARCELLUS, INC		1			1
PEDIATRIC PARTNERS			1	100%	1
ORANGE PEDIATRICS PA			1	100%	1
EXPRESS WALK IN MEDICAL CENTER			1	100%	1
SYCAMORE MEDICAL CENTER-KETTERING HEALTH NETWORK			1	100%	1
URGENT CARE NORTHWEST		1			1
Imperial Healthcare Centre			1	100%	1
URGENT CARE OF COASTAL GEORGIA			1	100%	1
CENTRAL JERSEY URGENT CARE OF GREEN BR		1			1
BOCA CIEGA CENTER			1	100%	1
Diversicare of Smyrna		1			1
EXAC CARE CROSSVILLE		1			1
FRIO REGIONAL PRIMARY CARE AND URGENT CARE CLINIC			1	100%	1
Arch Plaza Nursing and Rehabilitation Center			1	100%	1
ABE'S GARDEN/PARK MANOR APARTMENTS		1			1
PCG MOLECULAR			1	100%	1
Chateau Girardeau			1	100%	1
SOUTH COUNTY MEDICAL CENTER			1	100%	1
CATHEDRAL GERONTOLOGY CENTER DBA CATHEDRAL CARES			1	100%	1
ER NEAR ME HULEN		1			1
SANFORD LABORATORY BISMARCK			1	100%	1
GABRIELA GOLDSTEIN MD PA			1	100%	1
FAMILY MEDICINE AT CELEBRATION		1			1
HARDIN HEALTH INC		1			1
HARBOR OAKS GOLDEN YEARS			1	100%	1
CANDLER HOSPITAL			1	100%	1
VA Boston HCS-Brockton Division		1			1
VETERANS AFFAIRS MEDICAL CENTER - EAST ORANGE			1	100%	1
DR DAN C TRIGG MEMORIAL HOSPITAL		1			1
Oklahoma Methodist Manor			1	100%	1
LCMC LAB SUBSECTION		1			1
Monument Health Strugis Care Center		1			1
CVS MO8595POCT RAYMORE		1			1
BAPTIST MINOR MEDICAL CENTER			1	100%	1
BRADENTON DIALYSIS			1	100%	1
SOUTHERN SPRINGS HEALTH CARE		1			1
GOOD SAMARITAN SOCIETY-FOREST CITY		1			1
THE CHRIST HOSPITAL			1	100%	1
CVS SC7012POCT BALLENTINE			1	100%	1
SURGERY CENTER, THE			1	100%	1
Big River Nursing and Rehab		1			1
Lutheran Community at Telford		1			1
HEALTH ALLIANCE			1	100%	1
SOUTHEASTERN PATHOLOGY ASSOCIATES			1	100%	1
Spring Gate Rehab and Healthcare Center		1			1
KID FIXERS		1			1
DERMDX, DIV OF AURORA DIAGNOSTICS/BERNHARDT LAB		1			1

COVID-19: testing by laboratory

Data through Apr 20, 2021 verified as of Apr 21, 2021 at 09:25 AM

Data in this report are provisional and subject to change.

The numbers in the table below represent the number of Florida and non-Florida residents for whom test results were received by the Department of Health. A person can be tested by more than one laboratory and can have both positive and negative results. **Therefore, the sum of the numbers in each column will be larger than the total number of people tested.**

Reporting lab	Inconclusive	Negative	Positive	Percent positive	Total
CAN COMMUNITY HEALTH LLC		1			1
MEDEXPRESS URGENT CARE -HOWELL US HWY		1			1
Urgent Care 24/7 Orlando LLC			1	100%	1
Dexter Health Care		1			1
CLEMENT MANOR HEALTH CENTER		1			1
CSL PLASMA LAB			1	100%	1
HEALTHCARE ASSOCIATES OF IRVING, LLP			1	100%	1
VIVEX/UMTB BIOMEDICAL			1	100%	1
PRIMARY AND URGENT CARE			1	100%	1
INFECTION CONTROL DEPT			1	100%	1
HEALTHCARE FOR THE HOMELESS			1	100%	1
ST MARYS HEALTH CARE SYSTEM		1			1
Oakland Nursing and Rehabilitation Center		1			1
VA COMMUNITY BASED CLINIC - LAKE CITY			1	100%	1
MCH PHYSICIANS GROUP			1	100%	1
Valley Center (WV)			1	100%	1
GRAND VIEW HOSPITAL			1	100%	1
FRONT PORCH PEDIATRICS PLLC			1	100%	1
Florence Nursing and Rehabilitation Center		1			1
APOLLO ADVANCED HOME HEALTH CORP			1	100%	1
SUSAN F WILLIAMS MD PA			1	100%	1
St. Anne Home		1			1
BRIGHT HEALTH CLINIC CORP			1	100%	1
CLERMONT HEALTH DEPARTMENT			1	100%	1
COASTAL ER IX, PHYSICIANS PREMIER			1	100%	1
SOUTHWEST VIRGINIA COMMUNITY HEALTH SYSTEMS			1	100%	1
Kroger 670 - The Little Clinic Powell		1			1
DAVENPORT DIALYSIS CENTER		1			1
PORTAGE MEDICAL CENTER			1	100%	1
BOCA GENERAL AND FAMILY MEDICINE		1			1
SUTTER GOULD MEDICAL FOUNDATION			1	100%	1
OHIO VALLEY MANOR NURSING &		1			1
OMNI HEALTHCARE URGENT CARE			1	100%	1
ADVENTHEALTH MEDICAL GROUP OBSTETRICS AND			1	100%	1
MEDEXPRESS URGENT CARE - LINKHORNE		1			1
INDIAN RIDGE		1			1
CVS AZ10529POCT SCOTTSDALE		1			1
UNIVERSAL DIAGNOSTICS LABORATORIES			1	100%	1
KNAPP MEDICAL GROUP			1	100%	1
Mason Health and Rehab		1			1
THE LITTLE CLINIC, LLC			1	100%	1
Belvoir Woods Health Care Center at The Fairfax		1			1
Douglas County Health Center		1			1
Birmingham Nursing and Rehabilitation East LLC		1			1
ANY LAB TEST NOW JACKSONVILLE		1			1
ENCOMPASS HEALTH REHABILITATION HOSPITAL OF UTAH		1			1
HAWKEYE CARE CENTER DUBUQUE		1			1

COVID-19: testing by laboratory

Data through Apr 20, 2021 verified as of Apr 21, 2021 at 09:25 AM

Data in this report are provisional and subject to change.

The numbers in the table below represent the number of Florida and non-Florida residents for whom test results were received by the Department of Health. A person can be tested by more than one laboratory and can have both positive and negative results. **Therefore, the sum of the numbers in each column will be larger than the total number of people tested.**

Reporting lab	Inconclusive	Negative	Positive	Percent positive	Total
CENTRAL FLA PEDIATIC URGENT CARE LLC		1			1
KROGER 915 - THE LITTLE CLINIC ANDERSON			1	100%	1
NORTH BROWARD MEDICAL CENTER			1	100%	1
NORTH COUNTY MEDICAL LAB			1	100%	1
GATEWAY HEALTHCARE, PC			1	100%	1
ORMOND MEDICAL ARTS FAMILY PRACTICE PL			1	100%	1
HAYS CLINICAL LAB			1	100%	1
Allen Health and Rehabilitation		1			1
MEMORIAL HERMANN MEDICAL GROUP-ATASCOCITA PEDS			1	100%	1
HUNEYCUTT FAMILY PRACTICE			1	100%	1
PALMETTO LANDING			1	100%	1
MEDICAL CITY DENTON			1	100%	1
ST LUKES SURGICAL AT THE VILLAGES INC			1	100%	1
Kroger 500 - The Little Clinic Speedway		1			1
HARMONY HEALTHCARE ORLANDO INC		1			1
SMITH KLINE			1	100%	1
BROOKS REHAB			1	100%	1
OCEAN PEDIATRIC CARE			1	100%	1
URGENT CARE CENTER OF PORT ORANGE LLC			1	100%	1
PHYSICIANS LAB INC			1	100%	1
KIDZ FAMILY CARE			1	100%	1
CEDAR CREST HEALTH CENTER		1			1
Brownwood Nusing & Rehabilitation		1			1
ADAPTIVE BIOTECHNOLOGIES			1	100%	1
CAPITAL HEALTH PLAN - GOVERNORS SQUARE			1	100%	1
ORCHID TERRACE		1			1
VISTA LAKE ASSISTED LIVING			1	100%	1
DAVITA DIALYSIS-NORTH			1	100%	1
ASSOCIATESMD			1	100%	1
LITTLE FALLS HOSPITAL LABORATORY		1			1
BEAUMONT HOSPITAL			1	100%	1
ALL CHILDRENS PEDIATRIC CLINIC			1	100%	1
ANDERSON FAMILY MEDICINE			1	100%	1
METROPOLITAN			1	100%	1
JAX FAMILY CARE		1			1
HIBISCUS COURT			1	100%	1
WINTER GARDEN CHILDREN'S HEALTH CENTERS			1	100%	1
CRUSADER COMMUNITY HEALTH			1	100%	1
LOPEZ		1			1
ICARE		1			1
FLORIDA ORTHOPAEDIC INSTITUTE SURGERY		1			1
Glen Oaks Health and REhabilitation		1			1
CVS MA1121POCT WESTFORD		1			1
BRIDGES AT LIFE CARE CENTER OF OCALA, THE			1	100%	1
INDIAN RIVER CLINICAL LABORATORY, INC.		1			1
LEGACY AT HIGHWOODS PRESERVE		1			1
Birmingham Nursing & Rehab Center		1			1

COVID-19: testing by laboratory

Data through Apr 20, 2021 verified as of Apr 21, 2021 at 09:25 AM

Data in this report are provisional and subject to change.

The numbers in the table below represent the number of Florida and non-Florida residents for whom test results were received by the Department of Health. A person can be tested by more than one laboratory and can have both positive and negative results. **Therefore, the sum of the numbers in each column will be larger than the total number of people tested.**

Reporting lab	Inconclusive	Negative	Positive	Percent positive	Total
Broomall Manor		1			1
BLOOMINGDALE MEDICAL ASSOC			1	100%	1
Kroger 541 - The Little Clinic Long Hollow Pike		1			1
Lexington Medical Center Extended Care		1			1
SLIDELL MEMORIAL HOSPITAL			1	100%	1
WALGREENS #15291		1			1
UF HEALTH - WILDLIGHT			1	100%	1
LOURDES URGENT CARE			1	100%	1
LAREDO CARE CLINIC NORTH		1			1
KIDSVILLE PEDIATRICS III PA			1	100%	1
Southwest Louisiana Veterans Home			1	100%	1
PATIENT FIRST			1	100%	1
WILLOW DALE WELLNESS VILLAGE APARTMENT		1			1
MONONGAHELA VALLEY HOSPITAL			1	100%	1
FLORIDA HOME HEALTH			1	100%	1
JACKSON MADISON CO. GEN. HOSPITAL			1	100%	1
Peninsula Nursing and Rehabilitation Center		1			1
NORTHERN KENTUCKY HEALTH DEPARTMENT			1	100%	1
ADVANCED INDIVIDUALIZED MEDICINE OF NAPLES			1	100%	1
SIERRA HEALTH CARE CENTER		1			1
VA North May Outpatient Clinic		1			1
ST JOHNS MEDICAL CENTER		1			1
INHEALTH LIFE SCIENCES LLC			1	100%	1
AML DIAGNOSTICS- ADV TESTING IN METABOLIC MEDICINE			1	100%	1
SC-GA2018 MCCORMICK REHAB & HEALTHCARE		1			1
MADISON AT OVIEDO			1	100%	1
FAIRFIELD MEDICAL CENTER			1	100%	1
BETTER U BETTER LIFE WELLNESS LLC			1	100%	1
PLEASANT RIDGE MANOR WEST		1			1
SMITH			1	100%	1
SOUTH SEMINOLE HOSPITAL POCT			1	100%	1
Walgreens #12695			1	100%	1
MEDEXPRESS URGENT CARE - RUSSELLVILLE, W MAIN ST		1			1
BAPTIST ASI			1	100%	1
RIVIERA BEACH INTEGRATED CARE INC			1	100%	1
The Jordan Center		1			1
Alden North Shore			1	100%	1
ST JOHNS PEDIATRICS PA		1			1
MEDICAL ASSOCIATES OF THE SHOALS		1			1
LABORATORIO MEDICO CENTRAL CONDOMINO MD			1	100%	1
Alaska Domiciliary Care for Homeless Veterans		1			1
LOVELACE WOMEN'S HOSPITAL		1			1
ARGENTINE CARE CENTER		1			1
FAMILY & INTERNAL MEDICINE CENTER		1			1
TANNER CLINIC			1	100%	1
Lantern Park Specialty Care		1			1
TRIHEALTH			1	100%	1

COVID-19: testing by laboratory

Data through Apr 20, 2021 verified as of Apr 21, 2021 at 09:25 AM

Data in this report are provisional and subject to change.

The numbers in the table below represent the number of Florida and non-Florida residents for whom test results were received by the Department of Health. A person can be tested by more than one laboratory and can have both positive and negative results. **Therefore, the sum of the numbers in each column will be larger than the total number of people tested.**

Reporting lab	Inconclusive	Negative	Positive	Percent positive	Total
GOOD PEDIATRICS			1	100%	1
JACK M MATHENY II MD			1	100%	1
WALGREENS #09456		1			1
BEST CARE COMMUNITY AND FAMILY HEALTH CENTER INC			1	100%	1
FAMILY MEDICAL CLINIC KENDALL LLC			1	100%	1
DIGNITY HEALTH GOHEALTH		1			1
Kroger 006 - The Little Clinic Uintah Gardens		1			1
SHP WESTCHESTER LLC		1			1
VIRGINIA UROLOGY		1			1
CAREMOUNT MEDICAL PC		1			1
LAS PALOMAS SENIOR LIVING		1			1
CHRISTUS GOOD SHEPHERD MEDICAL CENTER			1	100%	1
ST. LUKE'S HOSPITAL			1	100%	1
MANCHESTER COMMONS		1			1
BORINQUEN HEALTH CENTER			1	100%	1
SANTA MONICA FERTILITY			1	100%	1
OAKWOOD HOSPITAL - SOUTHSORE			1	100%	1
Integrity Healthcare of Carbondale			1	100%	1
Fairview			1	100%	1
AMERICAN LAB LLC		1			1
MID-FLORIDA CANCER CENTERS		1			1
HEALTH PLUS SUNRISE MEDICAL OFFICE			1	100%	1
CVS TX4794POCT ARLINGTON		1			1
Le Roy Village Green		1			1
CARESPOT - OVIEDO			1	100%	1
MEDCOR AT ROYAL CARIBBEAN			1	100%	1
PEDIATRIC ASSOCIATES - DORAL			1	100%	1
AAA MEDICAL TESTING			1	100%	1
BALLAD HEALTH MEDICAL ASSOCIATES URGENT CARE			1	100%	1
Ozark Health and Rehabilitation, LLC		1			1
HIDALGO FAMILY CLINIC			1	100%	1
HEALTHFORCE PARTNERS INC			1	100%	1
Kroger 390 - The Little Clinic North College Hill		1			1
ASSURANCE HEALTHCARE AND COUNSELING CENTER		1			1
DR PHILLIPS CENTER FOR WELLNESS		1			1
BRANDON OUTREACH CLINIC			1	100%	1
Brown Nursing Home		1			1
SANFORD HOME		1			1
TARRANT MEDICAL ASSOCIATES			1	100%	1
UMASS MEMORIAL/MARLBORO HOSPITAL			1	100%	1
SUNCOAST BEHAVIORAL HEALTH CENTER			1	100%	1
PASTEUR MEDICAL HIALEAH GARDEN LLC			1	100%	1
TOMAH VAMC			1	100%	1
EMORY DECATUR HOSPITAL - EMORY MEDICAL		1			1
DESERT ROSE FL LLC		1			1
HEALTH FIRST MEDICAL GROUP LLC			1	100%	1
SAINT BARNABAS MEDICAL CENTER		1			1

COVID-19: testing by laboratory

Data through Apr 20, 2021 verified as of Apr 21, 2021 at 09:25 AM

Data in this report are provisional and subject to change.

The numbers in the table below represent the number of Florida and non-Florida residents for whom test results were received by the Department of Health. A person can be tested by more than one laboratory and can have both positive and negative results. **Therefore, the sum of the numbers in each column will be larger than the total number of people tested.**

Reporting lab	Inconclusive	Negative	Positive	Percent positive	Total
LAKE VISTA DIALYSIS			1	100%	1
Valley View Health and Rehabilitation, LLC		1			1
NORTHEAST REGIONAL MEDICAL CENTER			1	100%	1
FHPG INTERNAL MEDICINE OF BRANDON			1	100%	1
CONCIERGE INTERNAL MEDICINE ASSOCIATES			1	100%	1
SPARTA HEALTH & REHAB		1			1
PEDRO L ORTEGA MD PA			1	100%	1
SYNERGY DIALYSIS INC			1	100%	1
THE LITTLE CLINIC LLC			1	100%	1
LADY LAKE FAMILY MEDICINE			1	100%	1
PALM BEACH DIABETES AND ENDOCRINE SPECIALISTS, PA			1	100%	1
BAYOU URGENT CARE			1	100%	1
PEDIATRICS AND FAMILY CARE, LLC			1	100%	1
CHILDREN'S NATIONAL MEDICAL CENTER			1	100%	1
OAKVIEW INC		1			1
Shoreline Care Center			1	100%	1
Kroger 894 - The Little Clinic NEC		1			1
HOLLAND COMMUNITY HOSPITAL		1			1
COVE AT THE MARBELLA,THE			1	100%	1
BAPTIST EMERGENCY HOSPITAL - KELLY			1	100%	1
AMERICAN FAMILY CARE URGENT CARE		1			1
DIMMIT REGIONAL HOSPITAL			1	100%	1
STUDENT HEALTH CENTER			1	100%	1
SPINE & PAIN CONSULTANT PLLC		1			1
NEMOURS CHILDREN HOSPITAL			1	100%	1
GOSHEN HOSPITAL			1	100%	1
EMERSON HOSPITAL LABORATORY			1	100%	1
MEMORIAL URGENT CARE CENTER -			1	100%	1
SOUTHWEST FLORIDA DIVISION LAB			1	100%	1
WYOMING COUNTY DEPARTMENT OF HEALTH		1			1
SACRED HEART HEALTH SYSTEM- MIDWIFE PROGRAM			1	100%	1
BAPTIST MEDICAL PLAZA AT WESTCHESTER			1	100%	1
Dupage Care Center			1	100%	1
NEVADA DEPARTMENT OF HEALTH AND HUMAN SERVICES			1	100%	1
Memorial Health Care Center			1	100%	1
CONCENTRA - OCALA		1			1
MT CARMEL NURSING HOME		1			1
LIMA MEMORIAL HOSPITAL			1	100%	1
Aspire Physical Recovery Center at Cahaba River		1			1
TAMPA HEALTH CARE PROVIDERS PA		1			1
REFERENCE LABORATORY			1	100%	1
ALIMETRIX INC		1			1
Pelican Health Norfolk			1	100%	1
Hillside Rehab and Care Center			1	100%	1
AVERA MEDICAL GROUP			1	100%	1
METRO HEALTH HOSPITAL LABORATORY		1			1
Kroger 397 - The Little Clinic Frankfort East		1			1

COVID-19: testing by laboratory

Data through Apr 20, 2021 verified as of Apr 21, 2021 at 09:25 AM

Data in this report are provisional and subject to change.

The numbers in the table below represent the number of Florida and non-Florida residents for whom test results were received by the Department of Health. A person can be tested by more than one laboratory and can have both positive and negative results. **Therefore, the sum of the numbers in each column will be larger than the total number of people tested.**

Reporting lab	Inconclusive	Negative	Positive	Percent positive	Total
WALGREENS #10308		1			1
BOND COUNTY HEALTH DEPARTMENT			1	100%	1
DEL PRADO MEDICAL CENTER, INC		1			1
Strasburg Care Center		1			1
Parkview Care Center			1	100%	1
Bethel Lutheran Nursing & Rehabilitation Center		1			1
CARESPOT EXPRESS HEALTHCARE BOYNTON BEACH			1	100%	1
Heritage Health of Peru			1	100%	1
Kroger 698 - The Little Clinic 14th Street/Bell		1			1
SOUTHEAST MISSOURI HOSPITAL		1			1
VELOCITY URGENT CARE - CHIMNEY HILL			1	100%	1
ARLINGTON ADULT RESIDENTIAL FACILITY, INC			1	100%	1
MEMORIAL HERMANN SOUTHWEST HOSPITAL			1	100%	1
1ST MED DOTHAN			1	100%	1
ORLANDO PHYSICIAN NETWORK		1			1
CVS KS8601POCT OVERLAND PARK			1	100%	1
Coos County Nursing Home		1			1
Walgreens #3049		1			1
SOUTHWEST REGIONAL PCR LABORATORY			1	100%	1
SEGAL INSTITUTE FOR CLINICAL RESEARCH INC			1	100%	1
Kroger - KR062000426			1	100%	1
ELMCROFT OF TIMBERLIN PARC			1	100%	1
WINDMOOR HEALTHCARE			1	100%	1
Crowne Health Care of Eufaula		1			1
SARHA DOCTORS CENTER			1	100%	1
Heritage Inn Health and Rehabilitation		1			1
CATERPILLAR INC - MIAMI DISTRIBUTION CENTER			1	100%	1
FLORIDA HEALTH CARE MEDICAL GROUP		1			1
MEDONE URGENT CARE			1	100%	1
ADVENTHEALTH WOUND CARE CENTER			1	100%	1
SANITAS RESEARCH LLC			1	100%	1
Court House Center		1			1
KANA MEDICAL			1	100%	1
Wildwood Healthcare		1			1
MONMOUTH MEDICAL CENTER		1			1
WINNIFRED ASSISTED LIVING FACILITY INC		1			1
OCEANVIEW NURSING AND REHABILITATION CENTER			1	100%	1
HORIZON MEDICAL CENTER			1	100%	1
VA Central California HCS		1			1
BSA PHYSICIANS GROUP, INC D/B/A BSA FAMILY MEDICAL			1	100%	1
Kingston Care Center of Fort Wayne		1			1
NORWALK HOSPITAL			1	100%	1
The Evangelical Lutheran Good Samaritan Society Prescott Village		1			1
MED-LAKE LABORATORY			1	100%	1
Kroger 970 - The Little Clinic Westfield			1	100%	1
CVS OH3306POCT AKRON		1			1
QC LABORATORY			1	100%	1

COVID-19: testing by laboratory

Data through Apr 20, 2021 verified as of Apr 21, 2021 at 09:25 AM

Data in this report are provisional and subject to change.

The numbers in the table below represent the number of Florida and non-Florida residents for whom test results were received by the Department of Health. A person can be tested by more than one laboratory and can have both positive and negative results. **Therefore, the sum of the numbers in each column will be larger than the total number of people tested.**

Reporting lab	Inconclusive	Negative	Positive	Percent positive	Total
CPL INC/BSSC PATHOLOGY		1			1
MARTIN ARMY COMMUNITY HOSPITAL			1	100%	1
Erie VAMC		1			1
ST LUKE'S CORNWALL HOSPITAL N			1	100%	1
CareATC - Columbia College #58		1			1
ABSOLUTE QUICK CARE			1	100%	1
Medicalodges Neosho			1	100%	1
WALGREEN#12147		1			1
MORGAN STANELY HEALTH CENTER		1			1
Kroger 717 - The Little Clinic Dolphin Drive			1	100%	1
LOUIS A JOHNSON VAMC		1			1
ST MARY'S OF SAGINAW		1			1
MID FLORIDA BIOLOGICALS			1	100%	1
Signature Healthcare of Fort Wayne		1			1
BERKSHIRE MEDICAL CENTER			1	100%	1
BOTTINEAU GOOD SAMARITAN CENTER		1			1
PANCARE HEALTH - CARR ELEM & MIDDLE SCHOOL			1	100%	1
CAROLINA BAY HEALTHCARE CTR OF WILMING		1			1
ATRIA TAMARAC			1	100%	1
PULMONARY MEDICINE		1			1
THE CLINIC ON SIXTH			1	100%	1
FAST TEST NOW		1			1
Walgreens #9620		1			1
MED FIRST IMMEDIATE CARE AND FAMILY PRACTICE			1	100%	1
SCRIPPS MERCY HOSPITAL			1	100%	1
SPECIALTY DRUG TESTING			1	100%	1
Brattleboro Crossings LLC dba Pine Heights at Brattleboro		1			1
BHS PHYSICIAN NETWORK			1	100%	1
PM PEDIATRICS PC			1	100%	1
FORT MYERS NORTH DIALYSIS		1			1
Indian Oaks Living Center		1			1
CSI LABORATORIES FLORIDA			1	100%	1
Kroger 838 - The Little Clinic Fairborn		1			1
BOYKIN		1			1
SYNERGENE LABORATORY			1	100%	1
CDR MAGUIRE - STUART MISSION			1	100%	1
GUILFORD IMMEDIATE CARE, SYAH, LLC		1			1
LRHS Pablo Urgent Care		1			1
NEW ERA COMMUNITY HEALTH CENTER LLC		1			1
Hempfield Manor		1			1
CAREWELL URGENT CARE FITCHBURG			1	100%	1
QUALITY CLINICAL LAB LLC			1	100%	1
IMMACULATE HOUSE AT COUNTRYSIDE		1			1
CLERMONT PEDIATRICS, PA			1	100%	1
HARRIS URGENT CARE CENTER			1	100%	1
BAYLOR SCOTT & WHITE MEDICAL SURGICAL CLINIC			1	100%	1
BAYFRONT HEAL WOUND CARE AND HYPERBARIC CENTER			1	100%	1

COVID-19: testing by laboratory

Data through Apr 20, 2021 verified as of Apr 21, 2021 at 09:25 AM

Data in this report are provisional and subject to change.

The numbers in the table below represent the number of Florida and non-Florida residents for whom test results were received by the Department of Health. A person can be tested by more than one laboratory and can have both positive and negative results. **Therefore, the sum of the numbers in each column will be larger than the total number of people tested.**

Reporting lab	Inconclusive	Negative	Positive	Percent positive	Total
PEACHEALTH LABORATORIES		1			1
LAKELAND MEDICAL CENTER			1	100%	1
OCALA REGIONAL DIALYSIS- NORTH			1	100%	1
BEVERLY ADVANCED PRACTICE NURSING		1			1
FAYETTE MEDICAL CENTER LAB		1			1
MERCY – NORTH IOWA			1	100%	1
ASHLEY PEDIATRICS DAY AND NIGHT CLINIC			1	100%	1
SJMC PHYSICIAN SERVICES			1	100%	1
Alden Lincoln Park			1	100%	1
PULMONARY, CRITICAL CARE AND SLEEP DISORDERS INSTITUTE OF SOUTH FLORID			1	100%	1
WALGREENS #4086		1			1
COLOMBO'S PHARMACY		1			1
FAIRVIEW SOUTHDAL			1	100%	1
WELLSTAR STUDENT SERVICES-MARIETTA CLI		1			1
Avon Health Center		1			1
WYOMING OPCO, LLC DBA MEDILODGE OF WYO		1			1
Community Compassion Center of Batesville			1	100%	1
MARY WASHINGTON HOSPITAL HOME HEALTH AGENCY	1				1
PATIENT FIRST - WOODBURY		1			1
HARDEN DIALYSIS		1			1
BEACHSIDE DETOX		1			1
ST JOHNS EPISCOPAL HOSPITAL SOUTH SHORE		1			1
RANDOLPH-MACON COLLEGE			1	100%	1
CENTRAL FLORIDA HOSPITALIST			1	100%	1
PALM BREEZE DIALYSIS			1	100%	1
GREATER MIAMI DIALYSIS			1	100%	1
UT MD ANDERSON CANCER CENTER-TUMOR MARKER LAB			1	100%	1
Ash Flat Healthcare and Rehabilitation Center			1	100%	1
AUBURNDAL			1	100%	1
JUPITER MEDICAL CENTER INC			1	100%	1
TOMAH HEALTH			1	100%	1
MEMORIAL HOSPITAL MIRAMAR WAIVED TESTING			1	100%	1
CLEVELAND CLINIC OHIO LABORATORIES			1	100%	1
FLORIDA FAMILY LABORATORY		1			1
CARRINGTON, LLC D/B/A THE CARRINGTON		1			1
FAIRHAVEN		1			1
ULTIMATE ANALYSIS LABORATORY			1	100%	1
PIEDMONT NEWTON HOSPITAL		1			1
PATHOLOGY		1			1
LADY OF THE SEA HOSPITAL LAB			1	100%	1
CVS AZ3264POCT PHOENIX			1	100%	1
EXCEPTIONAL EMERGENCY CENTER			1	100%	1
WELLNOW URGENT CARE-OSWEGO			1	100%	1
Advanced Health Care of St. George		1			1
WALGREENS #12624		1			1
CVS NE8615POCT LINCOLN		1			1
FIU HEALTH CARE CENTER			1	100%	1

COVID-19: testing by laboratory

Data through Apr 20, 2021 verified as of Apr 21, 2021 at 09:25 AM

Data in this report are provisional and subject to change.

The numbers in the table below represent the number of Florida and non-Florida residents for whom test results were received by the Department of Health. A person can be tested by more than one laboratory and can have both positive and negative results. **Therefore, the sum of the numbers in each column will be larger than the total number of people tested.**

Reporting lab	Inconclusive	Negative	Positive	Percent positive	Total
ADVENTHEALTH DURAND			1	100%	1
MEDEX CLINIC LLC			1	100%	1
MARYLAND DEPARTMENT OF HEALTH AND MENTAL HYGIENE-LABORATORIES			1	100%	1
OPTIMAL MEDICINE INC		1			1
UNIVERSITY OF FLORIDA			1	100%	1
WASHINGTON CENTER FOR REHABILITATION A		1			1
EDGAR PRICE FAMILY & CHILDREN HEALTHCARE CENTER			1	100%	1
EASTSIDE MEDICAL CLINIC		1			1
Fairhope		1			1
HOLYCROSS URGENT CARE AND IMAGING CENTER		1			1
DAYTONA BEACH DIALYSIS			1	100%	1
GRANITE FALLS LTC, LLC		1			1
B2 URGENT CARE			1	100%	1
AURORA HEALTH CARE METRO INC			1	100%	1
NATION'S BEST CARE HOME HEALTH			1	100%	1
MEDCOR CORPORATE CLINIC			1	100%	1
OHIOHEALTH URGENT CARE			1	100%	1
EASTSIDE URGENT CARE			1	100%	1
CVS AZ9273POCT TUCSON			1	100%	1
URGENT CARE 24/7 TAMPA			1	100%	1
LAURELS OF ATHENS, THE		1			1
C V S / PHARMACY #833		1			1
CORDOVA FAMILY PRACTICE			1	100%	1
CVS CT692POCT NORTH HAVEN		1			1
PHYSICIANS PRIMARY CARE LEHIGH PEDS			1	100%	1
SHAMRA MEDICAL LABORATORY			1	100%	1
CHESAPEAKE REGIONAL MEDICAL CENTER			1	100%	1
APPLECARE BRUNSWICK			1	100%	1
PINNACLE DIALYSIS		1			1
IZ MEDICAL		1			1
Encompass Health Rehab Hosp Alexandria		1			1
Kroger 126 - The Little Clinic Cottonwood		1			1
PEDIATRIC SPECIALTY CLINIC COLLIER			1	100%	1
MACKINAC STRAITS LONG TERM CARE UNIT		1			1
MEDICAL CENTER OF TRINITY - MOB		1			1
LOUIS STOKES CLEVELAND VA MEDICAL CENTER			1	100%	1
SENCARE MANAGEMENT		1			1
HCL LABORATORIES			1	100%	1
WAYNE MEMORIAL HOSPITAL		1			1
ORAL & FACIAL SURGERY			1	100%	1
PHOENIX MEDICAL CLINIC			1	100%	1
CARENOW URGENT CARE – SPRING			1	100%	1
NORTHWEST FLORIDA SPECIALTY PHYSICIANS LLC		1			1
CARING PROFESSIONAL HEALTH CARE LLC		1			1
Brown Memorial Home		1			1
OCALA RKC EAST HEMO #1			1	100%	1
TITAN GENOMICS, LLC			1	100%	1

COVID-19: testing by laboratory

Data through Apr 20, 2021 verified as of Apr 21, 2021 at 09:25 AM

Data in this report are provisional and subject to change.

The numbers in the table below represent the number of Florida and non-Florida residents for whom test results were received by the Department of Health. A person can be tested by more than one laboratory and can have both positive and negative results. **Therefore, the sum of the numbers in each column will be larger than the total number of people tested.**

Reporting lab	Inconclusive	Negative	Positive	Percent positive	Total
Kroger 433 - The Little Clinic Atoka		1			1
TANGLEWOOD MANOR		1			1
CENTRAL TX MEDICAL CENTER - LAB			1	100%	1
GPI MEDICAL CENTER, INC			1	100%	1
Newton Wellesley Center for Alzheimer's Care		1			1
SKY RIDGE MEDICAL CENTER - MICRO			1	100%	1
LANTANA HC LAB			1	100%	1
MOUNT SINAI MEDICAL CENTER OF FLORIDA INC			1	100%	1
LAKE WALES DIALYSIS CENTER			1	100%	1
STAYING HEALTHY MEDICAL SERVICES			1	100%	1
WW Chem Auto SS			1	100%	1
BAPTIST HEALTH SURGERY CENTER			1	100%	1
CFCH - FROSTPROOF			1	100%	1
STANDIFER PLACE		1			1
SHRIVERS PHARMACY AND WELLNESS CENTER			1	100%	1
Dugan Memorial Home		1			1
MEDEXPRESS NORTHSIDE			1	100%	1
Mayfair Village Nursing Care Center		1			1
STAMFORD HOSPITAL			1	100%	1
FAIRVIEW HOSPITAL			1	100%	1
WEST BOYNTON DIALYSIS			1	100%	1
THE TOLEDO HOSPITAL			1	100%	1
SPECTRUM LABORATORY			1	100%	1
MID FLORIDA COMMUNITY SERVICES			1	100%	1
TENNOVA ER - SANGO			1	100%	1
WEST PENSACOLA DIALYSIS CENTER			1	100%	1
White Oak Manor - Rock Hill		1			1
Walgreens #17445		1			1
MEDLABS OF FLORIDA LLC D/B/A MEDLABS DIAGNOSTICS		1			1
ManorCare Yeadon		1			1
SIGNATURE CARE COLLEGE STATION			1	100%	1
Chateau Living Center			1	100%	1
MEDEXPRESS-DOVER		1			1
HOUSTON DEPARTMENT OF HEALTH AND HUMAN SERVICES			1	100%	1
bishop rehabilitation and nursing center		1			1
MEMORIAL HEALTH UNIVERSITY MEDICAL		1			1
AUGUSTA HEALTH CLINICAL LABORATORY			1	100%	1
ST JOHN HOSPITAL & MEDICAL CENTER MICRO			1	100%	1
TERRELL URGENT CARE			1	100%	1
YOUR HEALTH PEDIATRICS			1	100%	1
GENESEE COUNTY HEALTH DEPARTMENT		1			1
REELFOOT FAMILY WALK-IN CLINIC		1			1
RIVERSIDE MEDICAL CENTER		1			1
AUTUMN HOUSE			1	100%	1
APEX HOME HEALTHCARE			1	100%	1
MED CHOICE CENTER OF NORTH MIAMI			1	100%	1
Fulton County Medical Center Long Term Care			1	100%	1

COVID-19: testing by laboratory

Data through Apr 20, 2021 verified as of Apr 21, 2021 at 09:25 AM

Data in this report are provisional and subject to change.

The numbers in the table below represent the number of Florida and non-Florida residents for whom test results were received by the Department of Health. A person can be tested by more than one laboratory and can have both positive and negative results. **Therefore, the sum of the numbers in each column will be larger than the total number of people tested.**

Reporting lab	Inconclusive	Negative	Positive	Percent positive	Total
CUSTOM SCRIPTS PHARMACY		1			1
C A R E S		1			1
INDIANA STATE DEPARTMENT OF HEALTH CLINIC MICROBIOLOGY		1			1
CAROLINAS PHYSICIAN NETWORK			1	100%	1
DIVERSICARE OF BIG SPRINGS		1			1
ASSISTED LIVING AT TREZEVANT		1			1
Kroger 699 - The Little Clinic Smyrna		1			1
UW MEDICINE CHU LAB			1	100%	1
STEWARD FLORIDA ALF, INC			1	100%	1
INTEGRITY SPINE AND ORTHOPEDICS LLC			1	100%	1
Avera Sr. James Care Center		1			1
ELKHART GENERAL HOSPITAL			1	100%	1
BISHOP KEARNEY		1			1
MEMORIALCARE LONG BEACH MEDICAL CENTER			1	100%	1
LIBERTY URGENT CARE			1	100%	1
MISSISSIPPI VALLEY REGIONAL BLOOD CENTER			1	100%	1
PREMIUM HOME HEALTH CARE INC			1	100%	1
CROWNPOINT HEALTHCARE FACILITY		1			1
REGIONAL MEDICAL LABORATORY			1	100%	1
CONTINENTAL HOME HEALTH CARE INC			1	100%	1
PEDIATRIC URGENT CARE CENTR OF FORT WORTH-LA GRAN			1	100%	1
Kroger 531 - The Little Clinic Waterville		1			1
UT HEALTH RIO GRANDE VALLEY PRIMARY CARE AT			1	100%	1
MISSOURI DEPT. OF HEALTH			1	100%	1
FAMILY MEDICAL CENTRE			1	100%	1
Carington Park			1	100%	1
LabCorp L#09258295 M#09258285			1	100%	1
BETHESDA HEALTH PHYSICIANS GROUP		1			1
TFH HOME HEALTH INC			1	100%	1
PACIFICA CARE PLLC			1	100%	1
HEBER VALLEY HOSPITAL			1	100%	1
INNOVATIVE CARE PARTNERS PLLC			1	100%	1
Rehab Select of Talladega		1			1
Oceanside Health & Rehabilitation Center		1			1
COLER REHABILITATION AND NURSING CARE		1			1
MORSELIFE HOME CARE INC			1	100%	1
BETHESDA ON TURKEY CREEK			1	100%	1
Casa Real Center		1			1
MDS PHARMA SERVICES		1			1
SANTA CLARA VALLEY MEDICAL CENTER			1	100%	1
USC VERDUGO HILLS HOSPITAL			1	100%	1
STONECREST MEDICAL CENTER		1			1
UABC			1	100%	1
HEALTHPARTNERS HUDSON CLINIC			1	100%	1
Acts Manor House		1			1
ABRAZO WEST CAMPUS			1	100%	1
Community Care Center of Heritage House, LLC			1	100%	1

COVID-19: testing by laboratory

Data through Apr 20, 2021 verified as of Apr 21, 2021 at 09:25 AM

Data in this report are provisional and subject to change.

The numbers in the table below represent the number of Florida and non-Florida residents for whom test results were received by the Department of Health. A person can be tested by more than one laboratory and can have both positive and negative results. **Therefore, the sum of the numbers in each column will be larger than the total number of people tested.**

Reporting lab	Inconclusive	Negative	Positive	Percent positive	Total
BLAKE AT PENSACOLA OPERATION CO, LLC, THE			1	100%	1
INTERNAL MEDICINE GROUP OF CENTRAL FLORIDA			1	100%	1
SWIFTCARE URGENT CARE, PLLC			1	100%	1
NEXT LEVEL URGENT CARE (WOODLANDS)			1	100%	1
Kroger 410 - The Little Clinic Trinity		1			1
CAMBRIDGE HEALTH ALLIANCE			1	100%	1
WELLSTAR KENNESAW MEDICAL CENTER		1			1
CYPRESS VILLAGE REHAB CENTER		1			1
NHC Sequatchie		1			1
Redwood Springs Healthcare			1	100%	1
GIFFORD MEMORIAL HOSPITAL		1			1
LABORATORIO BUENA SALUD			1	100%	1
PARRISH MEDICAL GROUP			1	100%	1
ROBERT TAYLOR COMMUNITY COMPLEX			1	100%	1
Terrace Glen Village		1			1
CHATEAU TERREBONNE HEALTH CARE		1			1
Walgreens #5914		1			1
Miller Health Care Center			1	100%	1
HARDEE COUNTY FIRE RESCUE		1			1
WESTEX URGENT CARE, PLLC			1	100%	1
NHC HealthCare St. Charles		1			1
Wrightsville Manor Health and Rehab		1			1
BGB SUMMIT MEDICAL GROUP		1			1
UNIVERSITY OF BALTIMORE WASHINGTON MEDICAL CENTER			1	100%	1
PEACE HEALTH FAMILY MEDICINE AT 87TH AVE		1			1
SOUTHWOOD NURSING & RETIREMENT CENTER		1			1
PARK LANE NURSING HOME		1			1
SHANDSCAIR FLIGHT PROGRAM			1	100%	1
St. Anthonys Nursing and Rehab			1	100%	1
BLACKBERRY CENTER, THE		1			1
NYU LANGONE AMBULATORY CARE LAKE SUCCE		1			1
WILLOWBROOKE CT AT LIMA ESTATES		1			1
COUNTY OF HAMILTON			1	100%	1
ST LUKE LUTHERAN HOME		1			1
A PATTERN MEDICAL CLINIC		1			1
BEAUMONT HOSPITAL, GROSSE POINTE			1	100%	1
SEPULVEDA OUTPATIENT AND NURSING HOME CARE			1	100%	1
FELD ENTERTAINMENT			1	100%	1
ADVANCED URGENT CARE PLLC		1			1
ROCKLEDGE HEALTH & REHABILITATION CENTER			1	100%	1
BUFFALO VAMC			1	100%	1
SOUTHWOOD HEALTHCARE CENTER		1			1
Kroger 481 - The Little Clinic Houston Levee		1			1
DIRECT PRIMARY CARE OF BURLESON			1	100%	1
RIVERVIEW HOSPITAL D/B/A UNIVERSITY		1			1
HILLSBORO MEDICAL CENTER MAIN LABORATO		1			1
NEMOURS CHILDREN'S PRIMARY CARE, ST CLOUD			1	100%	1

COVID-19: testing by laboratory

Data through Apr 20, 2021 verified as of Apr 21, 2021 at 09:25 AM

Data in this report are provisional and subject to change.

The numbers in the table below represent the number of Florida and non-Florida residents for whom test results were received by the Department of Health. A person can be tested by more than one laboratory and can have both positive and negative results. **Therefore, the sum of the numbers in each column will be larger than the total number of people tested.**

Reporting lab	Inconclusive	Negative	Positive	Percent positive	Total
Kroger 350 - The Little Clinic New Cut Road		1			1
CVS MINUTE CLINIC			1	100%	1
DIAGNOSTIC GROUP INTEGRATED HEALTHCARE			1	100%	1
UNIVERISTY HOSPITAL			1	100%	1
CLEVELAND CLINIC OUTPATIENT LABORATORY			1	100%	1
DEERFIELD BEACH REHABILITATION AND NURSING			1	100%	1
ADVENTHEALTH MEDICAL GROUP SENIOR HEALTH AT			1	100%	1
MIAMI VASCULAR SURGERY			1	100%	1
SUNSHINE URGENT CARE			1	100%	1
FINLAY MEDICAL RESEARCH CORP			1	100%	1
HARDIN MEMORIAL HOSPITAL - HEARTLAND PATHOLOGY CONSULTANTS			1	100%	1
CARESOUTH HHA HOLDINGS OF THE TREASURE COAST LLC			1	100%	1
ADVENTHEALTH IMAGING WINTERGARDEN		1			1
ALL PEDIATRIC CARE PA			1	100%	1
The Pines at Poughkeepsie Center for Nursing and Rehabilitation		1			1
BAYCARE OUTREACH LAB AT NEW TAMPA			1	100%	1
Heartland of Pittsburgh PA, LLC		1			1
RAMBAM URGENT CARE			1	100%	1
Pontotoc Health and Rehab		1			1
SUMMIT COUNTY PUBLIC HEALTH DEPARTMENT			1	100%	1
ORANGETOWN PEDIATRICS ASSOCIATES		1			1
AMERICA'S ER SITE 002 LLC			1	100%	1
CVS IN6536POCT KOKOMO		1			1
ST JOHN'S HOME CARE			1	100%	1
WVU MEDICINE AT SUNCREST TOWNE CENTRE			1	100%	1
REEVES COUNTY HOSPITAL DISTRICT			1	100%	1
TRADITIONAL MEDICINE CENTER			1	100%	1
ARKANSAS PUBLIC HEALTH LABORATORY		1			1
FLORIDA SOUTHERN COLLEGE			1	100%	1
GOOD SAMARITAN SOCIETY - DE SMET		1			1
ISLANDS ASSISTED LIVING FACILITY,THE			1	100%	1
NF Escambia, LLC DBA Olive BranchHealth and Rehabilitaion Center			1	100%	1
NEVADA RURAL HOUSING AUTHORITY			1	100%	1
NORWOOD HEALTH CENTER		1			1
CENTRAL FLORIDA ADULT MEDICINE		1			1
ADVANCED CARDIOVASCULAR DIAGNOSTICS OF FL			1	100%	1
1ST CHOICE URGENT CARE CENTER LLC			1	100%	1
SONNI'S PEDIATRICS			1	100%	1
Kroger 379 - The Little Clinic Stony Brook		1			1
HEARTLAND REGIONAL MEDICAL CENTER		1			1
STEWART MEDICAL GROUP INC			1	100%	1
Central Park Healthcare & Rehabilitation Center		1			1
BIOMAT USA INC			1	100%	1
ALPHA 1 ANTITRYPSIN RESEARCH PROGRAM			1	100%	1
Kroger 705 - The Little Clinic Richmond		1			1
AFTER HOURS CARE OF AMERICUS INCORPORA			1	100%	1
SUMMIT LABORATORY			1	100%	1

COVID-19: testing by laboratory

Data through Apr 20, 2021 verified as of Apr 21, 2021 at 09:25 AM

Data in this report are provisional and subject to change.

The numbers in the table below represent the number of Florida and non-Florida residents for whom test results were received by the Department of Health. A person can be tested by more than one laboratory and can have both positive and negative results. **Therefore, the sum of the numbers in each column will be larger than the total number of people tested.**

Reporting lab	Inconclusive	Negative	Positive	Percent positive	Total
CVS IL7142POCT LOCKPORT		1			1
SANDPIPER CLUSTER		1			1
TAYLOR COUNTY HEALTH DEPARTMENT			1	100%	1
A.G. Rhodes		1			1
CASS LAKE PHS INDIAN HOSPITAL		1			1
Wayne County Nursing Home		1			1
SCRIPTS PLUS INC DBA THE MEDICINE SHOP		1			1
PUBLIX PHARMACY # 1236			1	100%	1
CELEBRATION HOSPITAL			1	100%	1
FAMILY MEDICINE AT KISSIMMEE		1			1
THE BRENNITY AT TRADITION			1	100%	1
ALLEGANY COUNTY DEPARTMENT OF HEALTH		1			1
PACE UNIVERSITY HEALTH CARE		1			1
US PUBLIC HEALTH SERVICE HOSPITAL			1	100%	1
MEMORIAL MEDICAL CENTER			1	100%	1
SOUTHWEST ORLANDO FAMILY MEDICINE, PL			1	100%	1
CARE CONNECTIONS AT HOME LLC			1	100%	1
SOUTHEASTERN HEALTH FACILITES, INC		1			1
RIVERSIDE COUNTY PUBLIC HEALTH LABORATORY			1	100%	1
Wexner Heritage House			1	100%	1
Brookdale Richmond Place		1			1
MEMORIAL HOSPITAL - BELLEVILLE			1	100%	1
The Center at Centennial			1	100%	1
CLEVELAND CLINIC FLORIDA LAB			1	100%	1
Hillside Manor Rehabilitation and Extended Care Center		1			1
TCPA CLINICAL LABORATORIES			1	100%	1
MOREHOUSE COLLEGE STUDENT HEALTH CENTE		1			1
AURORA CONSOLIDATED LABORATORY			1	100%	1
SOMA MEDICAL CENTER PA #2			1	100%	1
CAH ACQUISITION COMPANY 11 LLC			1	100%	1
RYE BEACH PHARMACY INC		1			1
NULL			1	100%	1
Kroger 907 - The Little Clinic Holland		1			1
PELICAN STATE OUTPATIENT CENTER			1	100%	1
GARDENS AT MAPLEWOOD			1	100%	1
FLORIDA DEPARTMENT OF HEALTH PALM BEACH COUNTY			1	100%	1
Holly Hill Healthcare Center			1	100%	1
ARNOLD PALMER HOSPITAL LAB POCT		1			1
Mountain View Manor			1	100%	1
THE GROVE HEALTH AND REHAB			1	100%	1
HEALTH CHOICES, PLLC		1			1
CLUB HEALTH AND REHABILITATION CENTER, THE		1			1
BEAUMONT URGENT CARE		1			1
ATHENA PLASTIC SURGERY		1			1
WATERTOWN URGENT CARE		1			1
CARLTON SHORES HEALTH AND REHABILITATION CENTER			1	100%	1
FAMILY PHYSICIANS OF WINTER PARK, INC			1	100%	1

COVID-19: testing by laboratory

Data through Apr 20, 2021 verified as of Apr 21, 2021 at 09:25 AM

Data in this report are provisional and subject to change.

The numbers in the table below represent the number of Florida and non-Florida residents for whom test results were received by the Department of Health. A person can be tested by more than one laboratory and can have both positive and negative results. **Therefore, the sum of the numbers in each column will be larger than the total number of people tested.**

Reporting lab	Inconclusive	Negative	Positive	Percent positive	Total
SAN JOSE CLINIC		1			1
Sky View Rehabilitation and Health Care Center		1			1
JOSHUA E CHESIR MD		1			1
SOUTHERN REGIONAL MEDICAL CENTER		1			1
CAREATC - WISCONSIN PIPE-FITTERS			1	100%	1
Glen Haven Health and Rehabilitation LLC		1			1
BROOKDALE AVONDALE (BU 04360)			1	100%	1
THE EMORY CLINIC			1	100%	1
COURTLAND TERRACE		1			1
TWIN			1	100%	1
Walgreens #12153		1			1
Metairie Healthcare Center			1	100%	1
EAST FL CORE LAB			1	100%	1
WALKIN MEDICAL URGENT CARE,NEW CITY			1	100%	1
TMH CANCER CENTER LABORATORY			1	100%	1
ENZO LABS INC			1	100%	1
BASCOM PALMER-MICRO LAB			1	100%	1
GREYSTONE HOME HEALTH OF GREATER ORLANDO LLC		1			1
NORTH RIVER FAMILY HEALTH CENTER			1	100%	1
Arbor Springs Health and Rehab		1			1
ADAMS COUNTY HEALTH DEPARTMENT			1	100%	1
MEDICAL CLINIC OF HOUSTON			1	100%	1
SPEARE MEMORIAL HOSPITAL			1	100%	1
HALIFAX HEALTH PRIMARY CARE ORMOND			1	100%	1
PORTSMOUTH REG. HOSPITAL			1	100%	1
NEW RIVER HEALTH DISTRICT			1	100%	1
CLARKSVILLE HEALTH SYSTEM			1	100%	1
CVS NE8626POCT LINCOLN		1			1
BIOMERIEUX			1	100%	1
Kroger 670 - The Little Clinic Dawson Forest Rd & Hwy 19		1			1
Orange City Nursing and Rehab Center			1	100%	1
Juniper Village at Bucks County		1			1
Advanced Rehabilitation of Vernon		1			1
NORTH SHORE HEMATOLOGY-ONCOLOGY ASSOCIATES PC		1			1
UNIVERSITY OF TOLEDO MEDICAL CENTER			1	100%	1
SEVEN HILLS HEALTHCARE GROUP LLC DBA		1			1
PALMETTO CHARTER SCHOOL☐		1			1
Princeton Place			1	100%	1
AMERICAN FAMILY CARE - SMYRNA			1	100%	1
MEDCARE QUALITY MEDICAL CENTER LLC			1	100%	1
HUDSON REGIONAL HOSPITAL			1	100%	1
MONTCLAIR STATE UNIV/HLTH & WELLNESS		1			1
NORTHCREST PHYSICIAN SERVICES INC		1			1
NAVARRO MEDICAL CENTERS LLC			1	100%	1
Cypress Cove Center		1			1
HHCS PHARMACY INC			1	100%	1
TMH PHYSICIAN PARTNERS QUINCY			1	100%	1

COVID-19: testing by laboratory

Data through Apr 20, 2021 verified as of Apr 21, 2021 at 09:25 AM

Data in this report are provisional and subject to change.

The numbers in the table below represent the number of Florida and non-Florida residents for whom test results were received by the Department of Health. A person can be tested by more than one laboratory and can have both positive and negative results. **Therefore, the sum of the numbers in each column will be larger than the total number of people tested.**

Reporting lab	Inconclusive	Negative	Positive	Percent positive	Total
MCLEOD MEMORIAL HOSPITAL CLARENDON			1	100%	1
DORNOCH PLACE DEL PRADO		1			1
MAYO CLINIC OUTPATIENT DIALYSIS CENTER			1	100%	1
OAK HAVEN REHAB AND NURSING CENTER			1	100%	1
COVENANT HEALTH		1			1
INTERMOUNTAIN HEALTHCARE LABORATORY SERVICES			1	100%	1
MARTINSVILLE HEALTH AND REHAB			1	100%	1
WASHINGTONVILLE PHARMACY INC		1			1
WEST COAST CLINICAL LABS INC			1	100%	1
Illiana HCS -Danville VAMC		1			1
HEALTHALLIANCE HOSPITAL LABORATORY		1			1
Kroger 83 - The Little Clinic Rock Road		1			1
SENTARA NORFOLK GENERAL HOSPITAL			1	100%	1
LOUISIANA STATE LAB			1	100%	1
NORTH PALM CHIDRENS PHYSICIANS			1	100%	1
SIGNATURE CARE MEMORIAL CITY			1	100%	1
PRISMA HEALTH TUOMEY LABORATORY			1	100%	1
MYCLINIC, INC			1	100%	1
MEMORIAL SATILLA HEALTH			1	100%	1
NEMOURS CHILDREN'S PRIMARY CARE			1	100%	1
ACCESS FAMILY CARE LLC			1	100%	1
DORAL KIDNEY CENTER			1	100%	1
MEDICAL CITY NORTH HILLS			1	100%	1
WEST PALM BEACH PHARMACEUTICALS LLC			1	100%	1
LUTHERAN HOSPITAL OF INDIANA			1	100%	1
NULEASE MEDICAL SOLUTIONS			1	100%	1
THE READING HOSPITAL & MEDICAL CENTER			1	100%	1
HEALTH AND HOPE CLINIC INC			1	100%	1
ROSE MEDICAL CENTER LAB			1	100%	1
CARESTAT HOSPICE SERVICES			1	100%	1
INTERMOUNTAIN HEALTHCARE CENTRAL LABORATORY			1	100%	1
SOLARIS HEALTHCARE PLANT CITY		1			1
SHARP GROSSMONT HOSPITAL LABORATORY			1	100%	1
JOHN PETER SMITH HOSPITAL- OB TRIAGE			1	100%	1
SMYTH COUNTY COMMUNITY HOSPITAL LABORATORY			1	100%	1
Piqua Manor		1			1
SPHERE DX			1	100%	1
SHERIDAN VAMC		1			1
ST. JOHN HOSPITAL & MEDICAL CENTER			1	100%	1
QLABS			1	100%	1
PHI LIFE SCIENCES			1	100%	1
SACRED HEART HOSPITAL NURSING			1	100%	1
EASTGENE LABORATORIES		1			1
HUGH CHATHAM FAMILY MEDICINE INDEPENDENCE		1			1
Kroger 618 - The Little Clinic Trail Creek Village		1			1
THEDACARE FAMILY MEDICINE GATEWAY			1	100%	1
ASHLEY PEDIATRICS DAY & NIGHT CLINIC			1	100%	1

COVID-19: testing by laboratory

Data through Apr 20, 2021 verified as of Apr 21, 2021 at 09:25 AM

Data in this report are provisional and subject to change.

The numbers in the table below represent the number of Florida and non-Florida residents for whom test results were received by the Department of Health. A person can be tested by more than one laboratory and can have both positive and negative results. **Therefore, the sum of the numbers in each column will be larger than the total number of people tested.**

Reporting lab	Inconclusive	Negative	Positive	Percent positive	Total
CONCORDIA MANOR			1	100%	1
MISSION HOSPITAL – MEMORIAL CAMPUS			1	100%	1
RIO GRANDE REGIONAL HOSPITAL FAMILY PRACTICE CLINC			1	100%	1
HILTON HEAD HOSPITAL/INPATIENT			1	100%	1
USF PHYSICIANS GROUP			1	100%	1
KIOSK MEDICINE OF KENTUCKY LLC		1			1
MANOR CARE OF DELRAY BEACH FL LLC		1			1
CVS – MINUTECLINIC			1	100%	1
CONCENTRA - TAMPA EAST		1			1
LEHIGH PULMONARY ASSOCIATES			1	100%	1
Brynwood Health & Rehabilitation Center			1	100%	1
SUREPOINT URGENT CARE PADRE ISLAND			1	100%	1
FAMILY MEDICAL CENTER		1			1
Ohman Family Living at Holly Assisted Living		1			1
OCCUPATIONAL HEALTH CENTER		1			1
CYPRESS CREEK OUTPATIENT SURGICAL CTR, LLC			1	100%	1
WALGREENS_CHICAGO		1			1
MIDWEST COVENANT HOME, INC		1			1
BAYLOR SCOTT AND WHITE MEDICAL CENTER -CENTENTENNIAL			1	100%	1
LP ELIZABETHTON		1			1
Springdale Village		1			1
LAKEWOOD RANCH MEDICAL GROUP LLC			1	100%	1
Scepter Rehab and Health care		1			1
CARENOW URGENT CARE - ANTIOCH		1			1
NEXTCARE NIFONG			1	100%	1
LAKESIDE MEDICAL CENTER		1			1
ST. MARY MEDICAL CENTER		1			1
FLAGLER CARE CENTER			1	100%	1
SUMMIT HEALTHCARE REGIONAL MEDICAL		1			1
JOHNSON & JOHNSON VISION CARE-VISTAKON			1	100%	1
ALBANNA PEDIATRICS CENTER			1	100%	1
Eden Meadows		1			1
Kroger 97 - The Little Clinic Hutchinson		1			1
CENTRAL ALABAMA HEALTH CARE SYSTEM			1	100%	1
SOLDIERS' HOME OF HOLYOKE		1			1
WINTER PARK MEMORIAL HOSPITAL LABORATORY		1			1
FLORIDA CLINICAL RESEARCH CENTER, LLC			1	100%	1
ManorCare Health Services/ York South		1			1
Towne Manor East		1			1
Lakeview Care Center			1	100%	1
CROZER-CHESTER MEDICAL CENTER			1	100%	1
Kroger 465 - The Little Clinic Oakley		1			1
MEDICAL ARTS LABORATORY			1	100%	1
AMERICAN MEDICAL RESPONSE - FARMER BRA		1			1
Bridgeway Care and Rehabilitation Center		1			1
STEPHENS COUNTY HOSPITAL			1	100%	1
AFFILIATED LABORATORIES INC			1	100%	1

COVID-19: testing by laboratory

Data through Apr 20, 2021 verified as of Apr 21, 2021 at 09:25 AM

Data in this report are provisional and subject to change.

The numbers in the table below represent the number of Florida and non-Florida residents for whom test results were received by the Department of Health. A person can be tested by more than one laboratory and can have both positive and negative results. **Therefore, the sum of the numbers in each column will be larger than the total number of people tested.**

Reporting lab	Inconclusive	Negative	Positive	Percent positive	Total
THE MEDICAL CENTER AT BOWLING GREEN			1	100%	1
DOCTORS AFTER HOURS URGENT CARE CENTER			1	100%	1
RICHMOND MEDICAL CENTER FOR WOMEN		1			1
NEMOURS CHILDRENS PRIMARY CARE CLERMONT			1	100%	1
AVANTARA REDFIELD		1			1
UNLIMITED MEDICAL SERVICES OF FL PL DBA		1			1
UNIVERSITY OF IOWA HOSPITALS & CLINICS			1	100%	1
NONA MEDICAL ARTS		1			1
ST VINCENTS OUTPATIENT IMAGING		1			1
BAPTIST HOSPITAL FAMILY MEDICINE &			1	100%	1
ACCESS MEDICAL GROUP OF TAMPA INC			1	100%	1
Willowbrooke Court at Normandy Farms Estates		1			1
HEALTH CLINIC,THE		1			1
SILVERMAN			1	100%	1
DR JAMES D FORBES FAMILY CARE CENTER			1	100%	1
CVS / PHARMACY #10794			1	100%	1
UNC HOSPITALS			1	100%	1
Kingston of Miamisburg		1			1
HERITAGE CARE AND REHABILITATION CENTE		1			1
MAYO CLINICAL LABORATORIES		1			1
HEALTH PARTNERS LLC		1			1
WALGREENS #01398			1	100%	1
ST GERARD'S COMMUNITY OF CARE		1			1
WESTMORELAND REGIONAL HOSPITAL			1	100%	1
CHI ST VINCENT LITTLE ROCK DIAGNOSTIC CLINIC			1	100%	1
BRUNSWICK HEALTH AND REHABILITATION CE		1			1
URGENT CARE OF KANSAS CITY			1	100%	1
NORTHSIDE PEDIATRICS & ADOLESCENT MEDI		1			1
Courtenay Springs Village			1	100%	1
Moab Regional Hospital			1	100%	1
MOUNT ST MARYS HOSPITAL OF NIAGARA FALLS			1	100%	1
Grangeville Health and Rehab		1			1
BIOMAT ORLANDO		1			1
NORTHWEST TEXAS HEALTHCARE SYSTEM,INC			1	100%	1
PIEDMONT QUICKCARE		1			1
CAPSTONE REHABILITATION AND HEALTHCARE		1			1
Kroger 968 - The Little Clinic Colerain Township		1			1
ODYSSEY HEALTH CARE OF MARION COUNTY LLC		1			1
SUNCOAST FAMILY MEDICAL ASSOCIATES			1	100%	1
FAMILY MEDICAL CARE OF MOUNT DORA INC			1	100%	1
CACERES SPECIALIZED GYNECOLOGY		1			1
BEAUMONT REFERENCE LABORATORY			1	100%	1
Elm Crest Senior Living Community		1			1
FLORIDA CLINICAL LABORATORY INC DBA			1	100%	1
WINTER HAVEN DIALYSIS		1			1
VELOCITY URGENT CARE - REDMILL			1	100%	1
CARENOW MIDTOWN			1	100%	1

COVID-19: testing by laboratory

Data through Apr 20, 2021 verified as of Apr 21, 2021 at 09:25 AM

Data in this report are provisional and subject to change.

The numbers in the table below represent the number of Florida and non-Florida residents for whom test results were received by the Department of Health. A person can be tested by more than one laboratory and can have both positive and negative results. **Therefore, the sum of the numbers in each column will be larger than the total number of people tested.**

Reporting lab	Inconclusive	Negative	Positive	Percent positive	Total
Kroger 444 - The Little Clinic Dent		1			1
HOSPICE OF MARION COUNTY INC			1	100%	1
ARBOR DIAGNOSTICS, INC		1			1
Ladera Center		1			1
WELL KEY URGENT CARE MARYVILLE		1			1
ADVANCE MD CARE			1	100%	1
MERCYONE DES MOINES MEDICAL CENTER			1	100%	1
UNIVERSITY OF WASHINGTON DEPT OF LAB MEDICINE			1	100%	1
Niles Nursing and Rehab. Center		1			1
PAMC MICRO LAB			1	100%	1
SANTA MONICA CA-UCLA MC			1	100%	1
FLAGLER MEDICAL ASSOCIATES PA			1	100%	1
CVS TX3702POCT KATY		1			1
SUPREME MEDICAL GROUP PLLC			1	100%	1
INTERFAITH MEDICAL CENTER		1			1
Ravenwood Speciality Care		1			1
THE HEART HOSPITAL BAYLOR PLANO			1	100%	1
RESOURCE PATH LLC			1	100%	1
FLORIDA MEDICAL CLINIC PA GI			1	100%	1
SKYRIDGE CLINICAL ASSOCIATES		1			1
Kroger 767 - The Little Clinic Beaumont		1			1
MICROBIOLOGY DEPARTMENT			1	100%	1
VA OPTOMETRY CLINIC			1	100%	1
BRETON REHABILITATION & LIVING CENTRE		1			1
SALUDA NURSING CENTER		1			1
HALIFAX HEALTH PRIMARY CARE			1	100%	1
BAYSHORE DIALYSIS			1	100%	1
MINUTE CLINIC DIAGNOSTIC PA			1	100%	1
PROGENESIS INC			1	100%	1
Sage Bluff Health & Rehabilitation Center		1			1
ACCURATE HEALTH SERVICES CORP			1	100%	1
Manassas Health & Rehab			1	100%	1
OXY-GENLAB			1	100%	1
EPIC CARE PHARMACY		1			1
SV MOBILE HEALTH			1	100%	1
Gulf Coast health and Rehabilitation, LLC		1			1
Westminster Canterbury Richmond		1			1
SANFORD LABORATORIES WATERTOWN			1	100%	1
Medilodge of Mt. Pleasant		1			1
PREMIER FAMILY AND SPORTS MEDICINE LLC			1	100%	1
White River Health Care Center		1			1
EUGENE T FINAN, MD			1	100%	1
JACKSBORO URGENT CARE			1	100%	1
ANDERSON REGIONAL MEDICAL CENTER			1	100%	1
ST. LUKES HOSPITAL			1	100%	1
MEDSTAR HEALTH URGENT CARE			1	100%	1
FLAGLER PROFESSIONAL HEALTH CARE SERVICES INC		1			1

COVID-19: testing by laboratory

Data through Apr 20, 2021 verified as of Apr 21, 2021 at 09:25 AM

Data in this report are provisional and subject to change.

The numbers in the table below represent the number of Florida and non-Florida residents for whom test results were received by the Department of Health. A person can be tested by more than one laboratory and can have both positive and negative results. **Therefore, the sum of the numbers in each column will be larger than the total number of people tested.**

Reporting lab	Inconclusive	Negative	Positive	Percent positive	Total
VA Healthcare Center- Newburg		1			1
NFRC CLINICAL LAB			1	100%	1
SUMMER PLACE NURSING & REHABILITATION		1			1
Senatobia Healthcare & Rehab		1			1
Heartland of Perrysburg		1			1
BROOKSHIRE, THE			1	100%	1
SOUTHWESTERN VERMONT MEDICAL CENTER			1	100%	1
Falmouth By The Sea			1	100%	1
Parkwood Healthcare Facility		1			1
MEDEXPRESS URGENT CARE-MEADVILLE			1	100%	1
ANDREWS INSTITUTE AMBULATORY SURGERY CENTER		1			1
PENSACOLA PATHOLOGY		1			1
NATICK URGENT CARE			1	100%	1
CHILDRENS SPECIALIST PEDIATRIC PULMMOLOGY &			1	100%	1
EAST COAST INSTITUTE FOR RESEARCH LLC			1	100%	1
GREATER TAMPA AT HOME			1	100%	1
MEDCOR INC			1	100%	1
SENTARA AMBULATORY CARE CLINIC			1	100%	1
RED HOOK FAMILY PRACTICE		1			1
ADVENTHEALTH MEDICAL GROUP INTERNAL MEDICINE AT MILLS			1	100%	1
Sharon Care Center			1	100%	1
CRESTVIEW MED CLIN LAB			1	100%	1
WATERBURY HOSPITAL REFERENCE LAB			1	100%	1
441 URGENT CARE CENTER - BROWNWOOD			1	100%	1
CALIFORNIA PUBLIC HEALTH LABORATORY			1	100%	1
DR. K PEDIATRICS			1	100%	1
EVEXIA DIAGNOSTICS			1	100%	1
PARTNERS IN PRIMARY CARE		1			1
AIRPORT MEDICAL SOLUTIONS ORLANDO			1	100%	1
Heartland Health Care Center Jacksonville			1	100%	1
Altenheim Senior Living		1			1
DR BAWA AND ASSOCIATES			1	100%	1
FIT4LIFE MEDICAL CENTER			1	100%	1
LOWER KEYS COMMUNITY HEALTH CENTER			1	100%	1
MOUNT SINAI COMPREHENSIVE CANCER CENTER			1	100%	1
Mission Arch Center		1			1
TRAVIS LEE THOMPSON MD			1	100%	1
Kroger 569 - The Little Clinic Gallatin		1			1
ADVANCED CARDIOVASCULAR DIAGNOSTICS PL		1			1
ORMOND PEDIATRICS PA			1	100%	1
DAYTONA BEACH CENTRA CARE			1	100%	1
WAYCROSS INTRTNAL MEDICINE			1	100%	1
Vibrallife of El Paso Rehabilitation Center			1	100%	1
BNJ		1			1
MEDEXPRESS URGENT CARE - O'FALLON		1			1
ALPHA CLINICAL LABORATORY CORP.			1	100%	1
PERRY COUNTY NURSING HOME		1			1

COVID-19: testing by laboratory

Data through Apr 20, 2021 verified as of Apr 21, 2021 at 09:25 AM

Data in this report are provisional and subject to change.

The numbers in the table below represent the number of Florida and non-Florida residents for whom test results were received by the Department of Health. A person can be tested by more than one laboratory and can have both positive and negative results. **Therefore, the sum of the numbers in each column will be larger than the total number of people tested.**

Reporting lab	Inconclusive	Negative	Positive	Percent positive	Total
PUBLIX PHARMACY #1114			1	100%	1
ULTIMATE KIDNEY CARE			1	100%	1
TITUSVILLE REHABILITATION AND NURSING CENTER		1			1
ALTAMONTE SPRINGS WALK IN MED CENTER			1	100%	1
OMC PRIMARY CARE - HOSPITAL CAMPUS			1	100%	1
STORMONT VAIL HOSPITAL			1	100%	1
TRUMAN MEDICAL CENTER - HOSPITAL HILL			1	100%	1
LAKE MARY OPTUM FLORIDA			1	100%	1
CASA DE ORO CARE AND REHABILITATION CE		1			1
PRIMEX CLINICAL LABORATORIES INC			1	100%	1
LEE HEALTH KIDS URGENT CARE		1			1
Kroger 518 - The Little Clinic Hermitage		1			1
NEW ERA HEALTH CENTER INC		1			1
PEACE RIVER CENTER CRISIS STABILIZATION UNIT			1	100%	1
ROSEN MEDICAL CENTER AT ROSEN COLLEGE CAMPUS			1	100%	1
ELLIS HOSPITAL URGENT CARE CENTER LAB		1			1
UFHEALTH			1	100%	1
RCP OF MEMORIAL WEST			1	100%	1
Lemont Nursing and Rehab Center			1	100%	1
Royal Palm Beach Health and Rehab Center			1	100%	1
Indianspring of Oakley		1			1
SAINT LEO UNIVERSITY INCORPORATED			1	100%	1
CHI MEMORIAL HOSPITAL CHATTANOOGA			1	100%	1
FAMILY PRACTICE ASSOCIATES		1			1
Abernethy Laurels		1			1
ROSE HAVEN NURSING CENTER		1			1
Livingston County Center for Nursing and Rehabilitation		1			1
SUNCOAST RESEARCH GROUP LLC			1	100%	1
SUMMERFIELD PAIN MANAGEMENT			1	100%	1
ST MICHAEL'S ELITE MEDICAL HOSPITAL			1	100%	1
PHYSICIANS ASSOCIATES PA			1	100%	1
PCR DIAGNOSTICS			1	100%	1
DILELLA			1	100%	1
VA ST LOUIS HEALTH CARE SYSTEM			1	100%	1
SIPERSTEIN DERMATOLOGY LLC			1	100%	1
CHP COVID-19 (TX)			1	100%	1
TENNOVA HEALTHCARE - CLEVELAND			1	100%	1
ALAFAYA WOODS FAMILY MEDICAL CENTER		1			1
MANHATTAN EYE EAR AND THROAT HOSPITAL		1			1
PALMS WEST SURGICENTER		1			1
FIRST CARE WALK IN CLINIC LLC			1	100%	1
RAYMOND F CARON MD			1	100%	1
WINCHESTER URGENT CARE, PC		1			1
MARTIN MEM FAMILY CARE AT ST LUCIE W			1	100%	1
WEST VIRGINIA UNIVERSITY HOSPITALS			1	100%	1
WESLEY MEDICAL CENTER			1	100%	1
ENCOMPASS HEALTH REHABILITATION HOSPI		1			1

COVID-19: testing by laboratory

Data through Apr 20, 2021 verified as of Apr 21, 2021 at 09:25 AM

Data in this report are provisional and subject to change.

The numbers in the table below represent the number of Florida and non-Florida residents for whom test results were received by the Department of Health. A person can be tested by more than one laboratory and can have both positive and negative results. **Therefore, the sum of the numbers in each column will be larger than the total number of people tested.**

Reporting lab	Inconclusive	Negative	Positive	Percent positive	Total
HOWELL BRANCH COURT			1	100%	1
PARK AVENUE DERMATOLOGY NORTH			1	100%	1
BAXTER REGIONAL MEDICAL CENTER			1	100%	1
COMMUNITY MEDICAL CARE			1	100%	1
CARENOW-MONTGOMERY			1	100%	1
ST JUDE CARE CENTER		1			1
Port Orange Nursing And Rehab Center			1	100%	1
777 URGENT CARE			1	100%	1
MEMORIAL HERMANN KATY HOSPITAL			1	100%	1
PALMETTO PRIMARY CARE PHYSICIANS			1	100%	1
Total	103,002	19,195,211	2,821,885	13%	22,120,098