

COVID-19: summary of cases and monitoring

Data through Apr 19, 2021 verified as of Apr 20, 2021 at 09:25 AM

Data in this report are provisional and subject to change.

Cases: people with positive PCR or antigen test result		Cases: people with positive PCR or antigen test result	
Total cases		Risk factors for Florida residents	
Florida residents	2,137,862	Traveled	17,058
Non-Florida residents	40,921	Contact with a known case	848,936
Type of testing		Traveled and contact with a known case	23,382
Florida residents	2,137,862	Neither	1,248,486
Positive by BPHL/CDC	77,492	No travel and no contact	255,487
Positive by commercial/hospital lab	2,060,370	Travel is unknown	709,578
PCR positive	1,711,977	Contact is unknown	473,053
Antigen positive	425,885	Contact is pending	451,835
Non-Florida residents	40,921	Travel can be unknown and contact can be unknown or pending for the same case, these numbers will sum to more than the "neither" total.	
Positive by BPHL/CDC	954		
Positive by commercial/hospital lab	39,967		
PCR positive	27,805		
Antigen positive	13,116		
Characteristics			
Florida residents hospitalized	88,521		
Florida resident deaths	34,533		
Non-Florida resident deaths	676		
Hospitalized counts include anyone who was hospitalized at some point during their illness. It does not reflect the number of people currently hospitalized.			
More information on deaths identified through death certificate data is available on the National Center for Health Statistics website at www.cdc.gov/nchs/nvss/vsrr/COVID19/index.htm .			

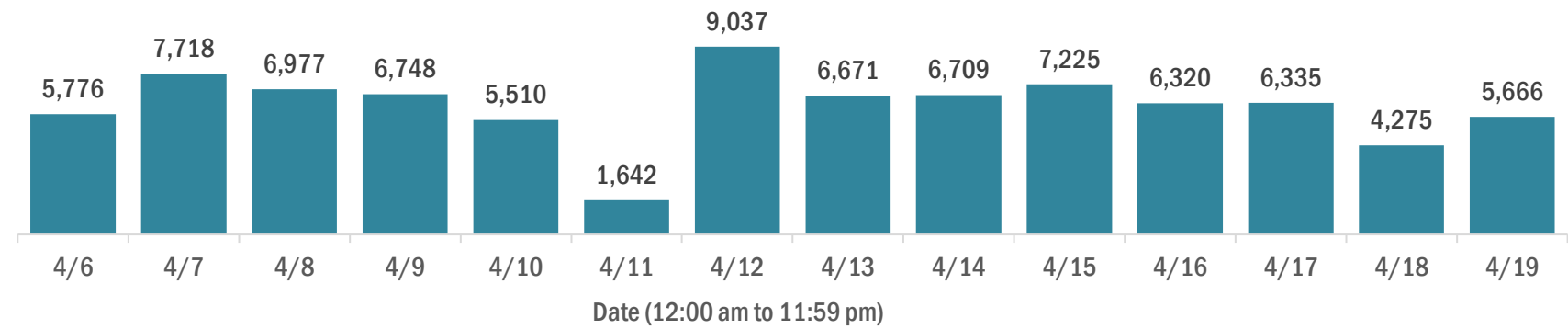
COVID-19: summary of laboratory testing

Data through Apr 19, 2021 verified as of Apr 20, 2021 at 09:25 AM

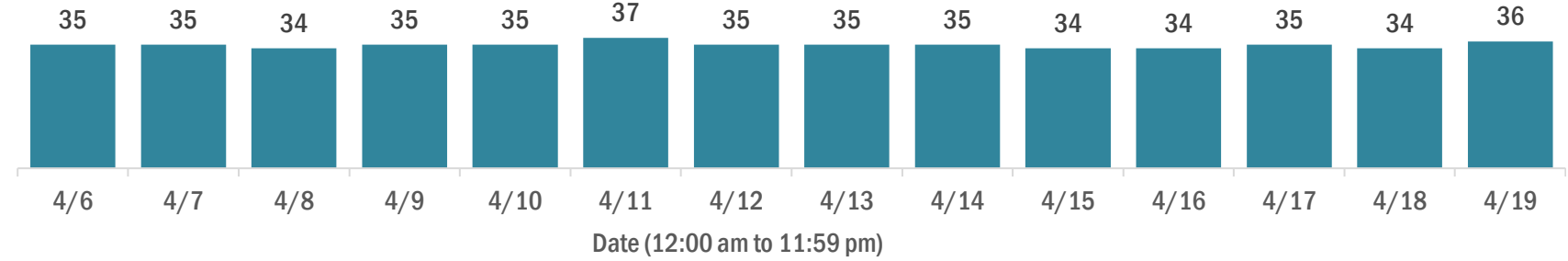
Data in this report are provisional and subject to change.

Cases in Florida residents per day for the past 2 weeks

Number of cases per day



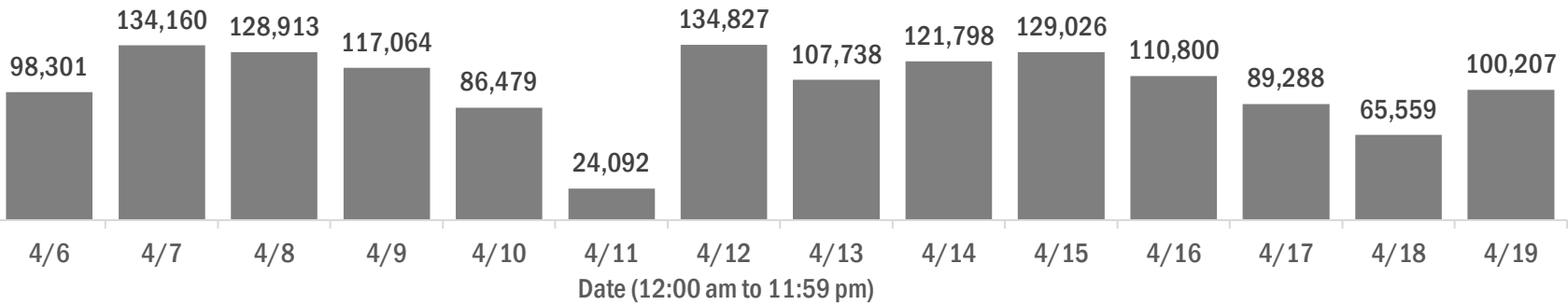
Median age of cases by day



Laboratory testing for Florida residents over the past 2 weeks

Number of Florida residents tested per day

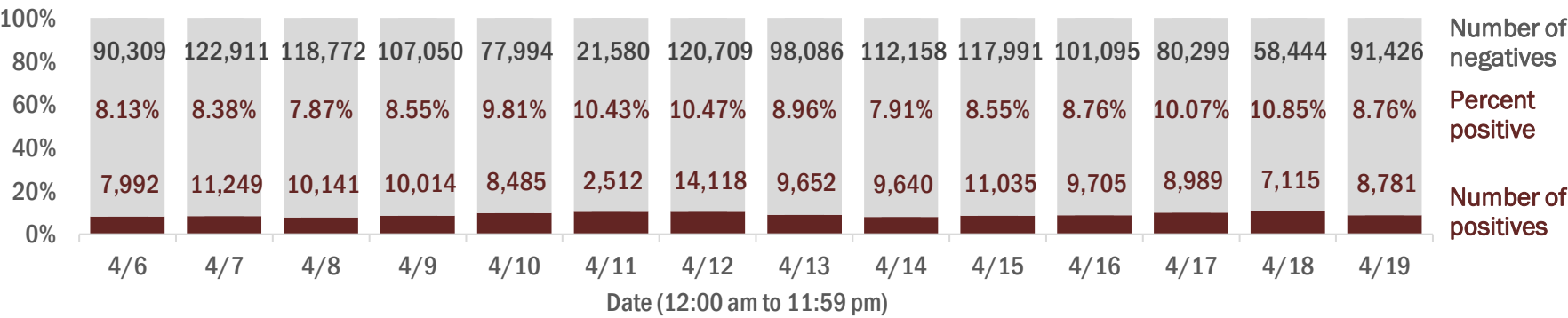
These counts include the number of people for whom the Department received PCR or antigen laboratory results by day. People tested on multiple days will be included for each day a new result was received. A person is only counted once for each day they are tested, regardless of whether multiple specimens are tested or multiple results are received.



Number and percent of Florida residents with positive test results

The percent of positive results ranged from 7.87% to 10.85% over the past 2 weeks and was 8.76% yesterday.

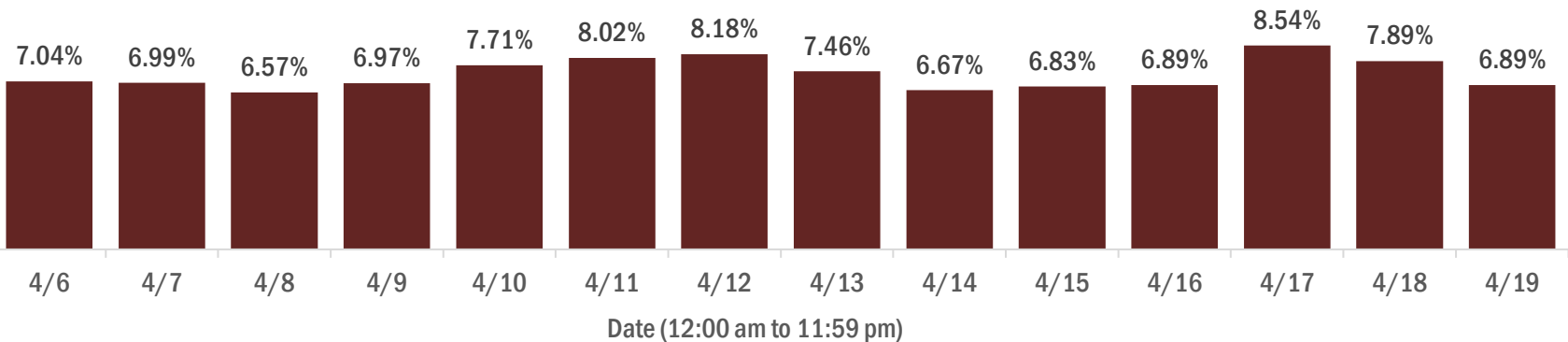
These counts include the number of people for whom the Department received PCR or antigen laboratory results by day. People tested on multiple days will be included for each day a new result was received. A person is only counted once for each day they are tested, regardless of whether multiple specimens are tested or multiple results are received. If a person has a positive specimen and a negative specimen in the same day, only the positive result is counted.



Percent positivity for new cases in Florida residents

The percent of positive results ranged from 6.57% to 8.54% over the past 2 weeks and was 6.89% yesterday.

This percent is the number of people who test PCR- or antigen-positive for the first time divided by all the people tested that day, excluding people who have previously tested positive.



COVID-19: characteristics of 2,137,862 Florida resident cases

Data through Apr 19, 2021 verified as of Apr 20, 2021 at 09:25 AM

Data in this report are provisional and subject to change.

Age group	Cases		Hospitalizations		Deaths	
0-4 years	44,655	2%	601	1%	1	0%
5-14 years	139,271	7%	593	1%	5	0%
15-24 years	332,836	16%	2,224	3%	46	0%
25-34 years	374,454	18%	4,347	5%	193	1%
35-44 years	333,033	16%	6,496	7%	537	2%
45-54 years	325,176	15%	10,071	11%	1,349	4%
55-64 years	279,501	13%	15,151	17%	3,791	11%
65-74 years	170,206	8%	18,425	21%	7,359	21%
75-84 years	93,622	4%	18,362	21%	10,454	30%
85+ years	43,620	2%	12,242	14%	10,798	31%
Unknown	1,488	0%	9	0%	0	0%
Total	2,137,862		88,521		34,533	

Gender	Cases	
Female	1,117,405	52%
Male	1,002,459	47%
Unknown	17,998	1%
Total	2,137,862	

Ethnicity	Cases		Hospitalizations		Deaths	
Hispanic	692,625	32%	22,561	25%	8,093	23%
Non-Hispanic	1,041,480	49%	61,882	70%	24,238	70%
Unknown	403,757	19%	4,078	5%	2,202	6%
Total	2,137,862		88,521		34,533	

Race and ethnicity	Cases		Hospitalizations		Deaths	
White	1,216,027	57%	58,115	66%	25,338	73%
Hispanic	461,710	22%	16,179	18%	6,494	19%
Non-Hispanic	665,982	31%	40,235	45%	17,732	51%
Unknown	88,335	4%	1,701	2%	1,112	3%
Black	281,252	13%	18,397	21%	5,541	16%
Hispanic	16,794	1%	785	1%	234	1%
Non-Hispanic	242,633	11%	17,245	19%	5,127	15%
Unknown	21,825	1%	367	0%	180	1%
Other race	330,274	15%	9,684	11%	2,695	8%
Hispanic	165,834	8%	5,113	6%	1,196	3%
Non-Hispanic	113,157	5%	4,128	5%	1,272	4%
Unknown	51,283	2%	443	1%	227	1%
Unknown race	310,309	15%	2,325	3%	959	3%
Hispanic	48,287	2%	484	1%	169	0%
Non-Hispanic	19,708	1%	274	0%	107	0%
Unknown	242,314	11%	1,567	2%	683	2%
Total	2,137,862		88,521		34,533	

Hospitalization counts include anyone who was hospitalized at some point during their illness. It does not reflect the number of people currently hospitalized. **Other race** includes any person with a race of American Indian/Alaskan native, Asian, native Hawaiian/Pacific Islander, or other.

COVID-19: deaths in Florida residents and staff of long-term care facilities

Data through Apr 19, 2021 verified as of Apr 20, 2021 at 09:25 AM

Data in this report are provisional and subject to change.

For current cases in residents or staff of long-term care facilities, please visit: <https://floridahealthcovid19.gov/>

County Deaths				County Deaths				County Deaths			
Palm Beach	1063	<div></div>	9%	Okaloosa	164	<div></div>	1%	Madison	20	<div></div>	0%
Dade	1010	<div></div>	9%	Hernando	158	<div></div>	1%	Calhoun	18	<div></div>	0%
Pinellas	893	<div></div>	8%	Osceola	142	<div></div>	1%	Flagler	18	<div></div>	0%
Broward	674	<div></div>	6%	Charlotte	135	<div></div>	1%	Gulf	17	<div></div>	0%
Hillsborough	575	<div></div>	5%	Clay	120	<div></div>	1%	Wakulla	16	<div></div>	0%
Duval	440	<div></div>	4%	Indian River	120	<div></div>	1%	Bradford	14	<div></div>	0%
Polk	431	<div></div>	4%	Leon	100	<div></div>	1%	Washington	13	<div></div>	0%
Brevard	404	<div></div>	4%	Highlands	92	<div></div>	1%	Baker	12	<div></div>	0%
Orange	402	<div></div>	4%	Bay	91	<div></div>	1%	Jefferson	12	<div></div>	0%
Sarasota	399	<div></div>	4%	Jackson	88	<div></div>	1%	Holmes	11	<div></div>	0%
Lee	344	<div></div>	3%	St. Johns	86	<div></div>	1%	Gadsden	10	<div></div>	0%
Marion	328	<div></div>	3%	Santa Rosa	82	<div></div>	1%	Franklin	9	<div></div>	0%
Volusia	295	<div></div>	3%	Alachua	78	<div></div>	1%	Lafayette	8	<div></div>	0%
Escambia	281	<div></div>	3%	Suwannee	60	<div></div>	1%	Levy	7	<div></div>	0%
St. Lucie	245	<div></div>	2%	Columbia	51	<div></div>	0%	Desoto	6	<div></div>	0%
Seminole	231	<div></div>	2%	Sumter	44	<div></div>	0%	Dixie	5	<div></div>	0%
Lake	228	<div></div>	2%	Putnam	39	<div></div>	0%	Monroe	5	<div></div>	0%
Pasco	226	<div></div>	2%	Nassau	34	<div></div>	0%	Taylor	3	<div></div>	0%
Collier	193	<div></div>	2%	Walton	30	<div></div>	0%	Hardee	2	<div></div>	0%
Manatee	193	<div></div>	2%	Hendry	29	<div></div>	0%	Hamilton	1	<div></div>	0%
Citrus	177	<div></div>	2%	Okeechobee	24	<div></div>	0%	Liberty	1	<div></div>	0%
Martin	172	<div></div>	2%	Gilchrist	21	<div></div>	0%	Total	11,200		

Note: cases are summarized by the county of usual residence. Residents and staff may be cases associated with facilities that are not in their county of usual residence, resulting in cases being included below for counties that do not have facilities with known cases.

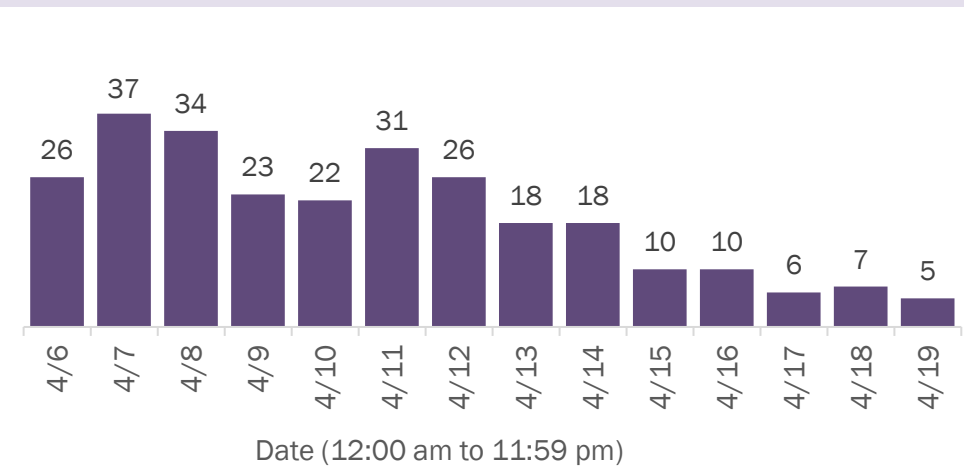
COVID-19: cases in Florida residents who have died

Data through Apr 19, 2021 verified as of Apr 20, 2021 at 09:25 AM

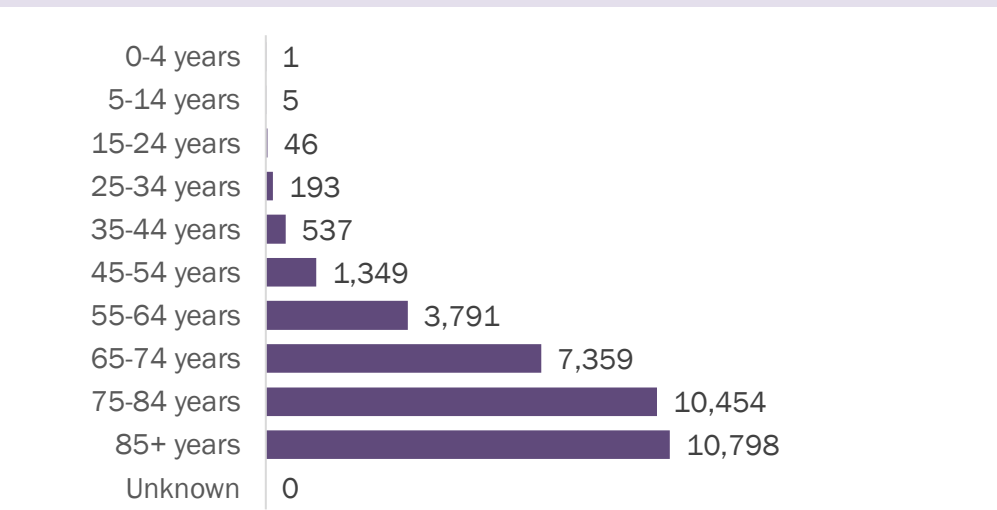
Data in this report are provisional and subject to change.

Demographics for all identified COVID-19 deaths: 34,533

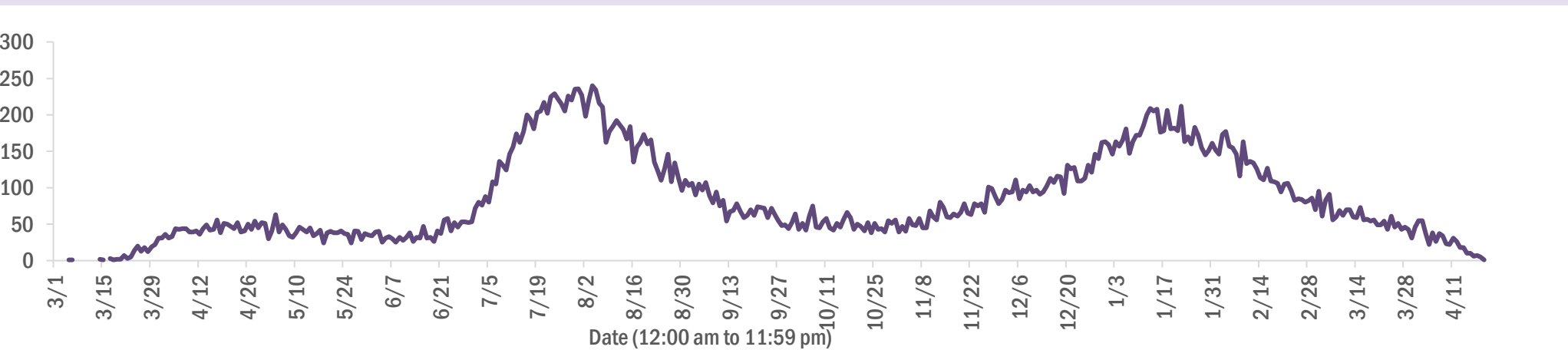
Deaths by date of death for the past 2 weeks



Deaths by age group



Deaths by date of death since March 2020



Age group	Deaths	Cases	Case fatality rate	Mortality rate per 100,000 population
0-4 years	1	44,655	0.0%	0.1
5-14 years	5	139,271	0.0%	0.2
15-24 years	46	332,836	0.0%	1.8
25-34 years	193	374,454	0.1%	6.8
35-44 years	537	333,033	0.2%	20.6
45-54 years	1,349	325,176	0.4%	48.4
55-64 years	3,791	279,501	1.4%	131.1
65-74 years	7,359	170,206	4.3%	303.2
75-84 years	10,454	93,622	11.2%	744.5
85+ years	10,798	43,620	24.8%	1869.7
Unknown	0	1,488	0.0%	
Total	34,533	2,137,862	1.6%	159.9

Gender	Deaths	Cases	Case fatality rate	Mortality rate per 100,000 population
Female	15,152	1,117,405	1.4%	137.2
Male	19,381	1,002,459	1.9%	183.6
Unknown	0	17,998	0.0%	
Total	34,533	2,137,862	1.6%	159.9

Race	Deaths	Cases	Case fatality rate	Mortality rate per 100,000 population
White	25,338	1,216,027	2.1%	151.7
Black	5,541	281,252	2.0%	151.5
Other	2,695	330,274	0.8%	216.6
Unknown	959	310,309	0.3%	
Total	34,533	2,137,862	1.6%	159.9

Ethnicity	Deaths	Cases	Case fatality rate	Mortality rate per 100,000 population
Hispanic	8,093	692,625	1.2%	142.5
Non-Hispanic	24,238	1,041,480	2.3%	152.2
Unknown	2,202	403,757	0.5%	
Total	34,533	2,137,862	1.6%	159.9

COVID-19: characteristics of 2,137,862 cases

Data through Apr 19, 2021 verified as of Apr 20, 2021 at 09:25 AM

Data in this report are provisional and subject to change.

Tables below include cases in Florida residents and non-Florida residents.

All 67 Florida counties have cases:

County	FL resident cases		Non-FL resident cases	Total cases	FL resident deaths	FL death rate
Dade	466,824	<div></div> 22%	6,117	472,941	6,058	1.3%
Broward	226,881	<div></div> 11%	2,760	229,641	2,792	1.2%
Palm Beach	136,970	<div></div> 6%	2,509	139,479	2,725	2.0%
Orange	130,330	<div></div> 6%	2,025	132,355	1,231	0.9%
Hillsborough	129,671	<div></div> 6%	1,126	130,797	1,658	1.3%
Duval	94,004	<div></div> 4%	1,565	95,569	1,356	1.4%
Pinellas	75,077	<div></div> 4%	1,883	76,960	1,580	2.1%
Lee	64,705	<div></div> 3%	2,254	66,959	947	1.5%
Polk	64,849	<div></div> 3%	468	65,317	1,291	2.0%
Osceola	41,830	<div></div> 2%	754	42,584	492	1.2%
Volusia	40,760	<div></div> 2%	740	41,500	768	1.9%
Brevard	38,924	<div></div> 2%	702	39,626	846	2.2%
Pasco	38,977	<div></div> 2%	338	39,315	724	1.9%
Manatee	36,232	<div></div> 2%	856	37,088	653	1.8%
Escambia	31,847	<div></div> 1%	3,662	35,509	675	2.1%
Collier	33,133	<div></div> 2%	1,314	34,447	516	1.6%
Seminole	32,354	<div></div> 2%	243	32,597	480	1.5%
Sarasota	30,028	<div></div> 1%	1,539	31,567	808	2.7%
Leon	30,108	<div></div> 1%	907	31,015	309	1.0%
Marion	29,961	<div></div> 1%	154	30,115	944	3.2%
Lake	27,970	<div></div> 1%	495	28,465	623	2.2%
St. Lucie	25,105	<div></div> 1%	183	25,288	611	2.4%
Alachua	23,940	<div></div> 1%	294	24,234	267	1.1%
St. Johns	21,709	<div></div> 1%	306	22,015	206	0.9%
Okaloosa	19,969	<div></div> 1%	224	20,193	359	1.8%
Bay	19,013	<div></div> 1%	778	19,791	380	2.0%
Clay	17,989	<div></div> 1%	50	18,039	331	1.8%
Santa Rosa	17,762	<div></div> 1%	243	18,005	283	1.6%
Hernando	13,185	<div></div> 1%	99	13,284	449	3.4%
Charlotte	12,183	<div></div> 1%	208	12,391	404	3.3%
Indian River	12,102	<div></div> 1%	108	12,210	290	2.4%
Martin	11,733	<div></div> 1%	230	11,963	314	2.7%
Citrus	10,652	<div></div> 0%	95	10,747	436	4.1%
Sumter	9,011	<div></div> 0%	105	9,116	272	3.0%
Highlands	8,076	<div></div> 0%	91	8,167	338	4.2%

County	FL resident cases		Non-FL resident cases	Total cases	FL resident deaths	FL death rate
Nassau	7,719	<div></div> 0%	438	8,157	124	1.6%
Columbia	7,976	<div></div> 0%	42	8,018	165	2.1%
Walton	6,782	<div></div> 0%	847	7,629	87	1.3%
Flagler	6,968	<div></div> 0%	97	7,065	106	1.5%
Monroe	6,367	<div></div> 0%	390	6,757	50	0.8%
Putnam	6,274	<div></div> 0%	21	6,295	138	2.2%
Jackson	6,061	<div></div> 0%	66	6,127	157	2.6%
Gadsden	5,583	<div></div> 0%	17	5,600	94	1.7%
Suwannee	5,261	<div></div> 0%	28	5,289	137	2.6%
Hendry	4,583	<div></div> 0%	17	4,600	80	1.7%
Desoto	4,211	<div></div> 0%	26	4,237	91	2.2%
Okeechobee	3,859	<div></div> 0%	53	3,912	88	2.3%
Unknown	308	<div></div> 0%	3,187	3,495	0	0.0%
Baker	3,422	<div></div> 0%	18	3,440	60	1.8%
Wakulla	3,342	<div></div> 0%	13	3,355	54	1.6%
Levy	3,297	<div></div> 0%	8	3,305	49	1.5%
Hardee	3,014	<div></div> 0%	15	3,029	42	1.4%
Bradford	2,943	<div></div> 0%	13	2,956	55	1.9%
Taylor	2,702	<div></div> 0%	5	2,707	45	1.7%
Washington	2,680	<div></div> 0%	21	2,701	51	1.9%
Holmes	2,192	<div></div> 0%	33	2,225	48	2.2%
Madison	2,016	<div></div> 0%	26	2,042	44	2.2%
Gulf	1,908	<div></div> 0%	23	1,931	42	2.2%
Union	1,798	<div></div> 0%	1	1,799	71	3.9%
Calhoun	1,670	<div></div> 0%	3	1,673	43	2.6%
Hamilton	1,597	<div></div> 0%	20	1,617	25	1.6%
Lafayette	1,612	<div></div> 0%	0	1,612	26	1.6%
Dixie	1,576	<div></div> 0%	3	1,579	23	1.5%
Gilchrist	1,568	<div></div> 0%	5	1,573	43	2.7%
Jefferson	1,436	<div></div> 0%	22	1,458	27	1.9%
Franklin	1,274	<div></div> 0%	33	1,307	17	1.3%
Liberty	1,061	<div></div> 0%	1	1,062	16	1.5%
Glades	938	<div></div> 0%	4	942	19	2.0%
Total	2,137,862		40,921	2,178,783	34,533	1.6%

COVID-19: characteristics of 2,137,862 Florida resident cases

Data through Apr 19, 2021 verified as of Apr 20, 2021 at 09:25 AM

Data in this report are provisional and subject to change.

The table below includes the cities and counties of residence for cases in Florida residents based on the patient's ZIP Code. Note that city is not always received as part of the initial notification and may be missing while the case is being investigated.

City and county	Cases
Miami, Dade	270,688
Orlando, Orange	96,570
Jacksonville, Duval	88,380
Tampa, Hillsborough	75,432
Hialeah, Dade	65,326
Fort Lauderdale, Broward	48,170
Hollywood, Broward	43,035
West Palm Beach, Palm Beach	33,289
Kissimmee, Osceola	32,199
Tallahassee, Leon	29,078
Homestead, Dade	28,591
Naples, Collier	28,001
Saint Petersburg, Pinellas	27,433
Pensacola, Escambia	26,534
Fort Myers, Lee	25,043
Bradenton, Manatee	23,606
Boca Raton, Palm Beach	23,517
Lakeland, Polk	22,445
Ocala, Marion	22,012
Pompano Beach, Broward	21,445
Gainesville, Alachua	19,055
Sarasota, Sarasota	18,598
Port Saint Lucie, St. Lucie	16,717
Cape Coral, Lee	16,551
Lake Worth, Palm Beach	16,483
Miami Beach, Dade	15,398
Miramar, Broward	14,760
Clearwater, Pinellas	14,710
Coral Springs, Broward	13,386
Boynton Beach, Palm Beach	13,306
Doral, Dade	13,235
Miami Gardens, Dade	12,535
Panama City, Bay	12,063
Saint Augustine, St. Johns	11,649
Melbourne, Brevard	11,150
Winter Haven, Polk	10,898
Lehigh Acres, Lee	10,541
Delray Beach, Palm Beach	10,243
Davie, Broward	10,127
Riverview, Hillsborough	10,022
Vero Beach, Indian River	9,316
Palm Bay, Brevard	9,078
New Port Richey, Pasco	9,020
Sunrise, Broward	8,902
Milton, Santa Rosa	8,586
Saint Cloud, Osceola	8,350
Fort Pierce, St. Lucie	8,218
Coral Gables, Dade	8,195
Largo, Pinellas	8,195
Daytona Beach, Volusia	8,145
Apopka, Orange	8,015
Plantation, Broward	8,000
Spring Hill, Hernando	7,894
North Miami Beach, Dade	7,755
Davenport, Polk	7,654
Clermont, Lake	7,593
Brandon, Hillsborough	7,525
Orange Park, Clay	7,300
Lake City, Columbia	7,253

COVID-19: characteristics of 2,137,862 Florida resident cases

Data through Apr 19, 2021 verified as of Apr 20, 2021 at 09:25 AM

Data in this report are provisional and subject to change.

The table below includes the cities and counties of residence for cases in Florida residents based on the patient's ZIP Code. Note that city is not always received as part of the initial notification and may be missing while the case is being investigated.

City and county	Cases
Sanford, Seminole	7,249
Deltona, Volusia	7,148
Weston, Broward	7,137
Jupiter, Palm Beach	7,064
Plant City, Hillsborough	6,940
Deerfield Beach, Broward	6,634
Winter Garden, Orange	6,401
Tamarac, Broward	6,094
Port Charlotte, Charlotte	5,948
Palm Coast, Flagler	5,870
Wesley Chapel, Pasco	5,771
Coconut Creek, Broward	5,729
Margate, Broward	5,576
Stuart, Martin	5,548
Fort Walton Beach, Okaloosa	5,509
Palm Beach Gardens, Palm Beach	5,479
Land O Lakes, Pasco	5,456
Deland, Volusia	5,368
Crestview, Okaloosa	5,322
Oviedo, Seminole	5,291
Winter Park, Orange	5,288
Palm Harbor, Pinellas	5,269
Wellington, Palm Beach	5,261
Palmetto, Manatee	5,175
Altamonte Springs, Seminole	4,891
Lutz, Hillsborough	4,864
Port Orange, Volusia	4,813
Opa Locka, Dade	4,703
Miami Lakes, Dade	4,653
Valrico, Hillsborough	4,629
Haines City, Polk	4,569
North Port, Sarasota	4,548
Brooksville, Hernando	4,541
Middleburg, Clay	4,484
Venice, Sarasota	4,470
Hallandale, Broward	4,458
Pembroke Pines, Broward	4,448
Punta Gorda, Charlotte	4,380
Sebring, Highlands	4,374
Leesburg, Lake	4,287
Ocoee, Orange	4,262
The Villages, Sumter	4,210
Seminole, Pinellas	4,113
Arcadia, Desoto	4,100
Zephyrhills, Pasco	4,097
Saint Johns, St. Johns	4,093
Ormond Beach, Volusia	4,091
Live Oak, Suwannee	4,078
Bonita Springs, Lee	4,029
Pinellas Park, Pinellas	3,908
Okeechobee, Okeechobee	3,845
Longwood, Seminole	3,776
North Lauderdale, Broward	3,735
Windermere, Orange	3,734
North Miami, Dade	3,718
Navarre, Santa Rosa	3,716
Ruskin, Hillsborough	3,671
Immokalee, Collier	3,657
Cocoa, Brevard	3,601

COVID-19: characteristics of 2,137,862 Florida resident cases

Data through Apr 19, 2021 verified as of Apr 20, 2021 at 09:25 AM

Data in this report are provisional and subject to change.

The table below includes the cities and counties of residence for cases in Florida residents based on the patient's ZIP Code. Note that city is not always received as part of the initial notification and may be missing while the case is being investigated.

City and county	Cases
Casselberry, Seminole	3,379
Niceville, Okaloosa	3,328
Gulf Breeze, Santa Rosa	3,328
Port Richey, Pasco	3,212
Lake Worth Beach, Palm Beach	3,210
Titusville, Brevard	3,208
Hudson, Pasco	3,192
Cantonment, Escambia	3,188
Key West, Monroe	3,155
Panama City Beach, Bay	3,131
Dade City, Pasco	3,081
Jacksonville Beach, Duval	3,075
North Fort Myers, Lee	3,047
Winter Springs, Seminole	3,046
Oakland Park, Broward	3,028
Aventura, Dade	3,003
Crawfordville, Wakulla	3,001
Bartow, Polk	2,997
Lake Mary, Seminole	2,971
Quincy, Gadsden	2,965
New Smyrna Beach, Volusia	2,937
Palatka, Putnam	2,901
Kissimmee, Polk	2,878
Auburndale, Polk	2,849
Lake Wales, Polk	2,801
Green Cove Springs, Clay	2,799
Fernandina Beach, Nassau	2,779
Merritt Island, Brevard	2,778
Cutler Ridge, Dade	2,756
Tarpon Springs, Pinellas	2,725
Ponte Vedra Beach, St. Johns	2,710
Parkland, Broward	2,667
Inverness, Citrus	2,547
Perry, Taylor	2,533
Belle Glade, Palm Beach	2,513
Lynn Haven, Bay	2,506
Cooper City, Broward	2,492
Loxahatchee, Palm Beach	2,485
Eustis, Lake	2,483
Wimauma, Hillsborough	2,483
Holiday, Pasco	2,427
Royal Palm Beach, Palm Beach	2,424
Marianna, Jackson	2,419
Dunedin, Pinellas	2,412
Estero, Lee	2,409
Clewiston, Hendry	2,383
Santa Rosa Beach, Walton	2,382
Fleming Island, Clay	2,367
Key Biscayne, Dade	2,319
Sarasota, Manatee	2,304
Parrish, Manatee	2,255
Rockledge, Brevard	2,203
Odessa, Hillsborough	2,192
Riviera Beach, Palm Beach	2,152
Defuniak Springs, Walton	2,134
Palm City, Martin	2,107
Mount Dora, Lake	2,097
Seffner, Hillsborough	2,085
Chipley, Washington	2,081

COVID-19: characteristics of 2,137,862 Florida resident cases

Data through Apr 19, 2021 verified as of Apr 20, 2021 at 09:25 AM

Data in this report are provisional and subject to change.

The table below includes the cities and counties of residence for cases in Florida residents based on the patient's ZIP Code. Note that city is not always received as part of the initial notification and may be missing while the case is being investigated.

City and county	Cases
Mulberry, Polk	2,068
Destin, Okaloosa	2,058
Labelle, Hendry	2,050
Avon Park, Highlands	2,043
Starke, Bradford	1,992
Tavares, Lake	1,990
Groveland, Lake	1,934
Lithia, Hillsborough	1,919
Pinecrest, Dade	1,895
Summerfield, Marion	1,886
Orange City, Volusia	1,875
Maitland, Orange	1,854
Yulee, Nassau	1,833
Wauchula, Hardee	1,793
Palmetto Bay, Dade	1,748
Sebastian, Indian River	1,738
Macclenny, Baker	1,679
Dania, Broward	1,670
Lady Lake, Lake	1,658
Callahan, Nassau	1,652
Homosassa, Citrus	1,649
Missing, Dade	1,646
Ponte Vedra, St. Johns	1,622
Carol City, Dade	1,612
Crystal River, Citrus	1,596
Edgewater, Volusia	1,582
Mayo, Lafayette	1,581
Coconut Grove, Dade	1,571
Bonifay, Holmes	1,566
Oldsmar, Pinellas	1,546
Gibsonton, Hillsborough	1,536
Lake Placid, Highlands	1,520
Hobe Sound, Martin	1,503
Crossings, Dade	1,490
Dover, Hillsborough	1,487
Apollo Beach, Hillsborough	1,484
Florida City, Dade	1,473
Pace, Santa Rosa	1,455
Debary, Volusia	1,448
Palm Springs, Palm Beach	1,429
Sun City Center, Hillsborough	1,427
Lake Butler, Union	1,393
Dunnellon, Marion	1,390
Atlantic Beach, Duval	1,388
Madison, Madison	1,338
Belleview, Marion	1,330
Biscayne Park, Dade	1,327
Monticello, Jefferson	1,316
North Palm Beach, Palm Beach	1,309
Lantana, Palm Beach	1,299
Alachua, Alachua	1,295
Indiantown, Martin	1,265
Graceville, Jackson	1,239
Safety Harbor, Pinellas	1,232
South Miami, Dade	1,231
Williston, Levy	1,202
Ellenton, Manatee	1,183
Jensen Beach, Martin	1,176
Century, Escambia	1,175

COVID-19: characteristics of 2,137,862 Florida resident cases

Data through Apr 19, 2021 verified as of Apr 20, 2021 at 09:25 AM

Data in this report are provisional and subject to change.

The table below includes the cities and counties of residence for cases in Florida residents based on the patient's ZIP Code. Note that city is not always received as part of the initial notification and may be missing while the case is being investigated.

City and county	Cases
Lecanto, Citrus	1,170
Newberry, Alachua	1,164
Satellite Beach, Brevard	1,157
Lauderhill, Broward	1,156
Beverly Hills, Citrus	1,121
Havana, Gadsden	1,112
El Portal, Dade	1,109
Englewood, Charlotte	1,104
Hilliard, Nassau	1,093
Freeport, Walton	1,085
Trenton, Gilchrist	1,078
Wilton Manors, Broward	1,063
Wildwood, Sumter	1,056
Nokomis, Sarasota	1,044
Blountstown, Calhoun	1,043
Jasper, Hamilton	1,036
Key Largo, Monroe	1,020
Bushnell, Sumter	1,000
Frostproof, Polk	993
Keystone Heights, Clay	984
Hernando, Citrus	983
Wewahitchka, Gulf	977
Lauderdale Lakes, Broward	969
Medley, Dade	967
Polk City, Polk	957
Sanderson, Baker	954
Mary Esther, Okaloosa	946
Dunnellon, Citrus	940
Fellsmere, Indian River	935
Fisher Island, Dade	920
Shalimar, Okaloosa	912
Everglades National Park, Dade	909
Port Saint Joe, Gulf	900
Moore Haven, Glades	876
Marco Island, Collier	871
Cocoa Beach, Brevard	859
Minneola, Lake	857
Chiefland, Levy	852
Coleman, Sumter	851
Pahokee, Palm Beach	836
High Springs, Alachua	833
South Bay, Palm Beach	829
Spring Hill, Pasco	828
Trinity, Pasco	827
Sorrento, Lake	820
Bristol, Liberty	820
Cross City, Dixie	819
Fort Meade, Polk	814
Fruitland Park, Lake	810
Thonotosassa, Hillsborough	803
Englewood, Sarasota	802
Indialantic, Brevard	791
Glen Saint Mary, Baker	783
Marathon, Monroe	769
Southwest Ranches, Broward	759
Crescent City, Putnam	750
Umatilla, Lake	739
Miramar Beach, Walton	738
Interlachen, Putnam	734

COVID-19: characteristics of 2,137,862 Florida resident cases

Data through Apr 19, 2021 verified as of Apr 20, 2021 at 09:25 AM

Data in this report are provisional and subject to change.

The table below includes the cities and counties of residence for cases in Florida residents based on the patient's ZIP Code. Note that city is not always received as part of the initial notification and may be missing while the case is being investigated.

City and county	Cases
Chattahoochee, Gadsden	728
Fort Myers Beach, Lee	715
West Melbourne, Brevard	710
Olympia Heights, Dade	704
Lake Alfred, Polk	704
Uleta, Dade	701
Old Town, Dixie	698
Jacksonville, St. Johns	684
Bowling Green, Hardee	683
Coral, Dade	678
Weeki Wachee, Hernando	677
Lawtey, Bradford	673
South Daytona, Volusia	661
Fort White, Columbia	659
Silver Springs, Marion	658
Neptune Beach, Duval	657
Palm Beach, Palm Beach	628
Surfside, Dade	623
Belle Isle, Orange	619
Baker, Okaloosa	611
Bronson, Levy	604
Gulfport, Pinellas	603
Clearwater Beach, Pinellas	596
Bunnell, Flagler	589
Mascotte, Lake	566
Sneads, Jackson	561
Rotunda West, Charlotte	560
Jay, Santa Rosa	549
Hawthorne, Alachua	530
Mims, Brevard	527
Myakka City, Manatee	525
Carrabelle, Franklin	525
Oxford, Sumter	522
Cape Canaveral, Brevard	517
Oakland, Orange	515
Tavernier, Monroe	508
Melbourne Beach, Brevard	501
Sweetwater, Dade	499
Cottdonale, Jackson	497
Citra, Marion	493
Ocklawaha, Marion	493
Alva, Lee	491
Indian Harbour Beach, Brevard	490
Dundee, Polk	490
Molino, Escambia	489
Florida State University, Leon	482
Bal Harbour, Dade	482
Zolfo Springs, Hardee	481
Midway, Gadsden	479
Flagler Beach, Flagler	478
Missing, Volusia	476
Celebration, Osceola	473
Youngstown, Bay	468
East Palatka, Putnam	467
Bell, Gilchrist	449
Webster, Sumter	449
Altha, Calhoun	444
Branford, Suwannee	434
Apalachicola, Franklin	423

COVID-19: characteristics of 2,137,862 Florida resident cases

Data through Apr 19, 2021 verified as of Apr 20, 2021 at 09:25 AM

Data in this report are provisional and subject to change.

The table below includes the cities and counties of residence for cases in Florida residents based on the patient's ZIP Code. Note that city is not always received as part of the initial notification and may be missing while the case is being investigated.

City and county	Cases
De Leon Springs, Volusia	416
Haverhill, Palm Beach	415
Archer, Alachua	407
West Miami, Dade	404
Eagle Lake, Polk	400
Osprey, Sarasota	399
Floral City, Citrus	396
Missing, Orange	395
Centerville, Leon	395
Tequesta, Palm Beach	388
Chuluota, Seminole	385
Hastings, St. Johns	378
Holly Hill, Volusia	377
Raiford, Union	372
Ave Maria, Collier	371
Lake Park, Palm Beach	370
Grand Ridge, Jackson	368
Grand Island, Lake	360
Pierson, Volusia	359
Montverde, Lake	347
Indian Rocks Beach, Pinellas	337
Greenville, Madison	332
Gotha, Orange	331
Malabar, Brevard	329
Satsuma, Putnam	328
Vernon, Washington	328
Kenneth City, Pinellas	325
Alafaya, Orange	324
Malone, Jackson	318
Jennings, Hamilton	317
Bryceville, Nassau	317
Sebastian, Brevard	314
Elkton, St. Johns	312
Lake Panasoffkee, Sumter	310
Fort McCoy, Marion	308
Eastpoint, Franklin	307
Hallandale Beach, Broward	306
Laurel Hill, Okaloosa	305
Reddick, Marion	303
Melrose, Putnam	302
Westville, Holmes	296
Belleair, Pinellas	295
Valparaiso, Okaloosa	293
Winter Park, Seminole	293
Lehigh, Lee	291
Geneva, Seminole	290
San Antonio, Pasco	290
Anthony, Marion	289
O Brien, Suwannee	286
Greenacres, Palm Beach	286
Morriston, Levy	282
Greenwood, Jackson	281
Ponce De Leon, Holmes	273
South Pasadena, Pinellas	263
Fern Park, Seminole	262
Kindred, Osceola	258
Inlet Beach, Walton	257
Eglin Air Force Base, Okaloosa	251
Sanibel, Lee	249

COVID-19: characteristics of 2,137,862 Florida resident cases

Data through Apr 19, 2021 verified as of Apr 20, 2021 at 09:25 AM

Data in this report are provisional and subject to change.

The table below includes the cities and counties of residence for cases in Florida residents based on the patient's ZIP Code. Note that city is not always received as part of the initial notification and may be missing while the case is being investigated.

City and county	Cases
Weirsdale, Marion	246
White Springs, Hamilton	242
Fountain, Bay	242
Edgewood, Orange	241
Islamorada, Monroe	238
University Of Central Fl, Orange	238
Longboat Key, Manatee	238
Lee, Madison	237
Southport, Bay	234
Saint James City, Lee	232
Gretna, Gadsden	230
Hosford, Liberty	226
Poinciana, Polk	224
Astatula, Lake	222
Madeira Beach, Pinellas	220
Wellborn, Suwannee	220
Lakewood Ranch, Manatee	218
Holt, Okaloosa	216
Juno Beach, Palm Beach	215
Mcdavid, Escambia	211
Cutler Bay, Dade	211
Howey-In-The-Hills, Lake	208
Holmes Beach, Manatee	206
Bay Harbor Islands, Dade	204
Micanopy, Alachua	203
Babson Park, Polk	203
Lake Helen, Volusia	202
Atlantis, Palm Beach	200
Altoona, Lake	199
Lauderdale By The Sea, Broward	198
Sopchoppy, Wakulla	193
Zellwood, Orange	192
Azalea Park, Orange	192
Mcalpin, Suwannee	191
Center Hill, Sumter	191
Alford, Jackson	188
Osteen, Volusia	186
The Villages, Marion	183
The Villages, Lake	183
Odessa, Pasco	180
Viera, Brevard	177
Hypoluxo, Palm Beach	172
Mangonia Park, Palm Beach	171
Summerland Key, Monroe	169
Bokeelia, Lee	169
Golden Beach, Dade	168
University Of Miami, Dade	166
Pomona Park, Putnam	165
Ponce Inlet, Volusia	163
Oak Hill, Volusia	163
Caryville, Washington	161
Missing, Lee	160
Paisley, Lake	159
Grant-Valkaria, Brevard	159
Sumterville, Sumter	158
Lutz, Pasco	158
University Of Fl, Alachua	156
Lockhart, Orange	156
Bay Lake, Orange	155

COVID-19: characteristics of 2,137,862 Florida resident cases

Data through Apr 19, 2021 verified as of Apr 20, 2021 at 09:25 AM

Data in this report are provisional and subject to change.

The table below includes the cities and counties of residence for cases in Florida residents based on the patient's ZIP Code. Note that city is not always received as part of the initial notification and may be missing while the case is being investigated.

City and county	Cases
Rocky Point, Hillsborough	155
Citrus Springs, Citrus	149
Big Pine Key, Monroe	148
Hiawassee, Orange	146
Hollister, Putnam	146
San Mateo, Putnam	145
Carrollwood, Hillsborough	145
Lady Lake, Sumter	143
Clair-Mel City, Hillsborough	139
Christmas, Orange	138
Inglis, Levy	138
Cloud Lake, Palm Beach	133
Lake Hamilton, Polk	132
Apopka, Seminole	131
Baldwin, Duval	131
West Park, Broward	131
Clarksville, Calhoun	129
Kendall, Dade	129
Hampton, Bradford	128
Steinhatchee, Taylor	126
Buena Ventura Lakes, Osceola	126
Missing, St. Johns	125
Matlacha, Lee	123
Placida, Charlotte	123
University Of Central Florida, Orange	122
Belleair Beach, Pinellas	121
Missing, Pinellas	118
Lighthouse Point, Broward	117
Tierra Verde, Pinellas	116
Seville, Volusia	115
Harmony, Osceola	115
Missing, Sumter	113
Temple Terrace, Hillsborough	113
Dania Beach, Broward	112
Callaway, Bay	111
Saint Leo, Pasco	110
Barry University, Dade	110
City Of Sunrise, Broward	109
Astor, Lake	108
Cedar Key, Levy	108
Sunny Isles Beach, Dade	107
Panacea, Wakulla	107
Hurlburt Field, Okaloosa	107
Bradenton Beach, Manatee	106
Dinsmore, Duval	105
Lamont, Jefferson	102
Canal Point, Palm Beach	102
Barefoot Bay, Brevard	101
Brooker, Bradford	101
Fruit Cove, St. Johns	100
Florahome, Putnam	100
Princeton, Dade	99
Florida Gulf Coast Univ, Lee	98
South Fort Myers, Lee	98
Tyndall Air Force Base, Bay	98
Kathleen, Polk	97
Waldo, Alachua	97
Bascom, Jackson	96
University Of South Florida, Hillsborough	95

COVID-19: characteristics of 2,137,862 Florida resident cases

Data through Apr 19, 2021 verified as of Apr 20, 2021 at 09:25 AM

Data in this report are provisional and subject to change.

The table below includes the cities and counties of residence for cases in Florida residents based on the patient's ZIP Code. Note that city is not always received as part of the initial notification and may be missing while the case is being investigated.

City and county	Cases
Crystal Beach, Pinellas	92
Lorida, Highlands	91
Maitland, Seminole	91
Pinetta, Madison	90
Ocean Ridge, Palm Beach	89
Missing, Lake	89
Fort Denaud, Hendry	86
F M, Lee	84
Missing, Marion	84
Missing, St. Lucie	84
Saint Pete Beach, Pinellas	83
Boca Grande, Lee	80
Yalaha, Lake	79
Patrick Air Force Base, Brevard	77
Welaka, Putnam	76
Eatonville, Orange	76
Palma Ceia, Hillsborough	75
North Venice, Sarasota	73
Avon Park, Polk	73
Campbellton, Jackson	72
Cudjoe Key, Monroe	71
Ochopee, Collier	70
Air Mail Facility, Dade	69
Anna Maria, Manatee	68
Missing, Duval	67
Greensboro, Gadsden	66
Miami Springs, Dade	64
Reunion, Osceola	64
Missing, Palm Beach	64
Destin, Walton	64
Stock Island, Monroe	64
Missing, Pasco	63
Northdale, Hillsborough	63
Treasure Island, Pinellas	62
North Redington Beach, Pinellas	61
Felda, Hendry	61
Mexico Beach, Bay	60
Bonita Beach, Lee	59
Georgetown, Putnam	59
Micco, Brevard	58
Orlando, Seminole	58
Okahumpka, Lake	57
Bellview, Escambia	57
Duette, Manatee	57
Lake Suzy, Desoto	55
Miromar Lakes, Lee	54
University Of Tampa, Hillsborough	54
Walnut Hill, Escambia	54
Ona, Hardee	54
Missing, Santa Rosa	54
Wekiwa Springs, Seminole	54
Singer Island, Palm Beach	53
Enterprise, Volusia	53
Heathrow, Seminole	53
Orlando, Dade	52
Aloma, Orange	50
Green Acres, Palm Beach	50
Town N Country, Hillsborough	50
Palm Beach Shores, Palm Beach	50

COVID-19: characteristics of 2,137,862 Florida resident cases

Data through Apr 19, 2021 verified as of Apr 20, 2021 at 09:25 AM

Data in this report are provisional and subject to change.

The table below includes the cities and counties of residence for cases in Florida residents based on the patient's ZIP Code. Note that city is not always received as part of the initial notification and may be missing while the case is being investigated.

City and county	Cases
Intercession City, Osceola	49
Salt Springs, Marion	49
Terra Ceia, Manatee	49
Highland City, Polk	48
Cinco Bayou, Okaloosa	47
Eaton Park, Polk	46
Naranja, Dade	46
Stetson University, Volusia	46
Miami, Unknown	46
Florida International Univ, Dade	46
Florence Villa, Polk	45
Sewalls Point, Martin	45
Ebro, Washington	45
Waverly, Polk	45
Bayonet Point, Pasco	45
Village Wellington, Palm Beach	45
Orlando, Osceola	45
Miami, Broward	44
Kenansville, Osceola	44
Key Colony Beach, Monroe	44
Missing, Broward	44
Manalapan, Palm Beach	43
Missing, Hillsborough	43
Lacoochee, Pasco	43
Gulf Breeze, Escambia	43
Missing, Seminole	42
Village Of Wellington, Palm Beach	42
Saint Johns, Duval	40
Cortez, Manatee	40
North Bay Village, Dade	39
Miami Shores, Dade	39
Hialeah Gardens, Dade	38
Ponte Vedra, Duval	38
Jupiter, Martin	38
Florida A And M University, Leon	38
Lakeshore, Polk	38
Orlando, Broward	38
Pasadena, Pinellas	38
Orlando, Volusia	37
Eloise, Polk	37
Ridge Manor, Pasco	37
Davenport, Osceola	37
Bayshore Gardens, Manatee	36
Tice, Lee	36
Highland Beach, Palm Beach	36
Bonaventure, Broward	36
Univ Of FI Student Dorms, Alachua	36
Orlando, Polk	35
Lulu, Columbia	35
Bay Pines, Pinellas	35
Lealman, Pinellas	34
Siesta Key, Sarasota	34
Flemington, Marion	34
Hallandle Beach, Broward	34
Pine Hills, Orange	34
Poinciana, Osceola	34
Sugarloaf Key, Monroe	34
Venus, Highlands	33
Dowling Park, Suwannee	33

COVID-19: characteristics of 2,137,862 Florida resident cases

Data through Apr 19, 2021 verified as of Apr 20, 2021 at 09:25 AM

Data in this report are provisional and subject to change.

The table below includes the cities and counties of residence for cases in Florida residents based on the patient's ZIP Code. Note that city is not always received as part of the initial notification and may be missing while the case is being investigated.

City and county	Cases
Palm Shores, Brevard	33
Homeland, Polk	33
City Of Westlake, Palm Beach	33
Westlake, Palm Beach	32
Sydney, Hillsborough	32
Wekiva Springs, Seminole	32
Bagdad, Santa Rosa	32
Kinard, Calhoun	31
Bradley, Polk	31
Alturas, Polk	31
South Palm Beach, Palm Beach	31
Indian Lake Estates, Polk	31
Nocatee, Desoto	30
Saint Marks, Wakulla	30
Westchase, Hillsborough	30
Mcintosh, Marion	30
Homosassa Springs, Citrus	29
Chokoloskee, Collier	29
Penney Farms, Clay	29
Bonita Springs, Collier	29
Horseshoe Beach, Dixie	28
Little Torch Key, Monroe	28
Archer, Levy	28
Pine Castle, Orange	28
Orlando, Hillsborough	28
Missing, Manatee	28
New Smyrna, Volusia	27
Pembroke Park, Broward	27
Pensacola Beach, Santa Rosa	27
Palmdale, Glades	27
Florida State, Leon	27
Caryville, Holmes	27
Labelle, Glades	26
Long Key, Monroe	26
Tangerine, Orange	26
Fort Lauderdale, Dade	26
Missing, Monroe	25
Balm, Hillsborough	25
Earleton, Alachua	25
Orange Lake, Marion	25
Missing, Indian River	25
South Miami Heights, Dade	25
Sparr, Marion	25
Yankeetown, Levy	25
Loughman, Polk	24
Redington Shores, Pinellas	24
Hawthorne, Putnam	24
Missing, Citrus	24
Wabasso, Indian River	24
Boca Raton, Broward	24
Missing, Escambia	24
Goulds, Dade	24
Santa Fe, Alachua	24
Union Park, Orange	24
Tioga, Alachua	24
Crystal Springs, Pasco	23
Missing, Brevard	23
Bostwick, Putnam	23
Paxton, Walton	23

COVID-19: characteristics of 2,137,862 Florida resident cases

Data through Apr 19, 2021 verified as of Apr 20, 2021 at 09:25 AM

Data in this report are provisional and subject to change.

The table below includes the cities and counties of residence for cases in Florida residents based on the patient's ZIP Code. Note that city is not always received as part of the initial notification and may be missing while the case is being investigated.

City and county	Cases
Plymouth, Orange	22
Wausau, Washington	22
Florida Dept Of Corrections, Union	22
Citrus Ridge, Indian River	22
Laud-By-The-Sea, Broward	22
Missing, Okaloosa	22
Kissimmee, Orange	22
La Crosse, Alachua	22
Mango, Hillsborough	22
Florida International University, Dade	22
Branford, Lafayette	22
Sun City, Hillsborough	21
Perdido Key, Escambia	21
Buckingham, Lee	21
Everglades City, Collier	21
Fort Ogden, Desoto	21
Bonifay, Washington	21
Champions Gate, Polk	21
Candler, Marion	20
Hollywood, Dade	20
Ramrod Key, Monroe	20
Trenton, Levy	20
Indian River Shores, Indian River	20
Mexico Beach, Gulf	20
Goodland, Collier	20
Babcock Ranch, Lee	19
High Springs, Gilchrist	19
Maxville, Duval	19
Nalcrest, Polk	19
Lowell, Marion	19
Jensen Beach, St. Lucie	19
Brooksville, Pasco	19
Golden Oak, Orange	19
Lake Buena Vista, Orange	19
Parker, Bay	19
Wildlight, Nassau	19
Orlando, Palm Beach	19
Forest City, Orange	18
Johns Pass Village, Pinellas	18
Belleair Bluffs, Pinellas	18
Lake Como, Putnam	18
Missing, Collier	18
Florida State Univ Admin, Leon	18
Lakewood Ranch, Sarasota	18
Tallevast, Manatee	18
Gulf Stream, Palm Beach	18
Nichols, Polk	18
Missing, Martin	17
Webster, Hernando	17
Shady Hills, Pasco	17
Hutchinson Island, St. Lucie	17
Graceville, Holmes	17
West Panama City Beach, Bay	17
Daytona Beach Shores, Volusia	17
Trilby, Pasco	17
Wewahitchka, Calhoun	16
Lake City, Suwannee	16
Otter Creek, Levy	16
Woodville, Leon	16

COVID-19: characteristics of 2,137,862 Florida resident cases

Data through Apr 19, 2021 verified as of Apr 20, 2021 at 09:25 AM

Data in this report are provisional and subject to change.

The table below includes the cities and counties of residence for cases in Florida residents based on the patient's ZIP Code. Note that city is not always received as part of the initial notification and may be missing while the case is being investigated.

City and county	Cases
Hernando Beach, Hernando	16
Gulf Hammock, Levy	16
Mount Dora, Orange	16
Graham, Bradford	16
Suwannee, Dixie	16
Hillsboro Beach, Broward	15
Braden River, Manatee	15
Village Of Palmetto Bay, Dade	15
Missing, Bay	15
White Springs, Columbia	15
Indian Creek Village, Dade	15
Orlando, Pinellas	15
Winter Garden, Lake	15
Orlando, Lake	15
Saint Lucie West, St. Lucie	15
Eau Gallie, Brevard	15
Lake Monroe, Seminole	14
Miami Gardens, Broward	14
Watersound, Walton	14
Deer Island, Lake	14
Murdock, Charlotte	14
Copeland, Collier	14
Wahneta, Polk	14
Laurel Hill, Walton	14
Virginia Gardens, Dade	14
Mount Plymouth, Lake	13
Elfers, Pasco	13
Dade City, Hernando	13
Roseland, Indian River	13
Los Angeles, Dade	13
Gonzalez, Escambia	13
Kingsley Lake, Bradford	13
Steinhatchee, Dixie	13
Long Boat Key, Manatee	13
Orlando, Brevard	13
Saint George Island, Franklin	13
Fort Charlotte, Charlotte	13
Hialeah, Unknown	13
Redington Beach, Pinellas	13
Jacksonville, Unknown	13
Choctaw Beach, Okaloosa	13
East Lake, Marion	12
Alys Beach, Bay	12
Unknown, Dade	12
Umatilla, Marion	12
Babcock Ranch, Charlotte	12
Pensacola Beach, Escambia	12
Rosemary Beach, Walton	12
Citrus Hills, Citrus	12
Durant, Hillsborough	12
Leisure City, Dade	12
Holder, Citrus	12
Missing, Putnam	12
Greenville, Taylor	11
Cypress, Jackson	11
Naples, Lee	11
Goldenrod, Seminole	11
Deerfield Beach, Palm Beach	11
Captiva, Lee	11

COVID-19: characteristics of 2,137,862 Florida resident cases

Data through Apr 19, 2021 verified as of Apr 20, 2021 at 09:25 AM

Data in this report are provisional and subject to change.

The table below includes the cities and counties of residence for cases in Florida residents based on the patient's ZIP Code. Note that city is not always received as part of the initial notification and may be missing while the case is being investigated.

City and county	Cases
Missing, Polk	11
University Park, Manatee	10
Grandin, Putnam	10
Missing, Taylor	10
Telogia, Liberty	10
Sea Ranch Lakes, Broward	10
Hialeah, Broward	10
Gibsonia, Polk	10
Haines Creek, Lake	10
Forest City, Seminole	10
Ozona, Pinellas	10
Missing, Nassau	10
Fanning Springs, Gilchrist	10
Seacrest, Walton	10
Briny Breezes, Palm Beach	10
Basinger, Okeechobee	10
Orlando, Duval	10
Orlando, Leon	10
Perrine, Dade	10
Saint Augustine, Duval	9
West Delray Beach, Palm Beach	9
Grant Valkaria, Brevard	9
Nobleton, Hernando	9
Passport, Unknown	9
Day, Lafayette	9
Ybor City, Hillsborough	9
Lloyd, Jefferson	9
Lamont, Madison	9
Rubonia, Manatee	9
Innovation, Pasco	9
Barberville, Volusia	9
Cottdale, Washington	9
Scottsmoor, Brevard	9
Palma Sola, Manatee	9
Missing, Sarasota	9
Beverly Beach, Flagler	9
Saint Augustine Beach, St. Johns	9
Orlando, Unknown	9
Putnam Hall, Putnam	9
Ferndale, Lake	9
Fairfield, Marion	8
Cross Creek, Alachua	8
Indian Shores, Pinellas	8
Fort Walton Beach, Unknown	8
Quail Heights, Dade	8
Palm City, St. Lucie	8
Seybold, Dade	8
White City, Gulf	8
Worthington Springs, Union	8
Pine Ridge, Citrus	8
Missing, Clay	8
Jerome, Collier	8
Ponce De Leon, Walton	8
Keystone Heights, Bradford	8
Evinston, Alachua	8
Salem, Taylor	8
Missing, Unknown	8
Orange Springs, Marion	8
Oneco, Manatee	7

COVID-19: characteristics of 2,137,862 Florida resident cases

Data through Apr 19, 2021 verified as of Apr 20, 2021 at 09:25 AM

Data in this report are provisional and subject to change.

The table below includes the cities and counties of residence for cases in Florida residents based on the patient's ZIP Code. Note that city is not always received as part of the initial notification and may be missing while the case is being investigated.

City and county	Cases
Weirsdale, Lake	7
Fernandina, Nassau	7
Missing, Flagler	7
East Rockland Key, Monroe	7
Anastasia Island, St. Johns	7
Port Saint John, Brevard	7
Orange Park, Duval	7
Orlando, Pasco	7
Longboat Key, Sarasota	7
Switzerland, St. Johns	7
Aripeka, Pasco	7
Maitland, Volusia	7
River Ranch, Polk	7
Valkaria, Brevard	7
Orlando, Alachua	7
Niceville, Walton	7
Okeechobee, Glades	7
Punta Gorda, Lee	6
Holt, Santa Rosa	6
Deland, Lake	6
Sunny Hills, Washington	6
Shady Grove, Taylor	6
Orlando, Flagler	6
Orlando, Marion	6
Port Salerno, Martin	6
Ridge Manor Estates, Sumter	6
Maitland, Hillsborough	6
Winter Park, Polk	6
Winderemere, Orange	6
Lake Worth, Broward	6
Grove City, Charlotte	6
Eglin, Okaloosa	6
Coco River, Collier	6
Bruce, Holmes	6
Missing, Walton	6
Labelle, Lee	6
Morriston, Marion	6
Duck Key, Monroe	6
Newberry, Gilchrist	6
San Carlos Park, Lee	6
Miccosukee, Leon	6
Glenwood, Volusia	6
Orchid, Indian River	6
Pensacola, Unknown	6
Mayport Naval Station, Duval	6
Lake Butler, Bradford	6
Inglis, Citrus	6
Maitland, Osceola	6
Bradenton, Sarasota	6
Island Grove, Alachua	5
Wakulla Springs, Wakulla	5
Orlando, Manatee	5
Pompano Beach, Palm Beach	5
Ocoee, Lake	5
Okeechobee, Martin	5
Missing, Alachua	5
Alys Beach, Walton	5
Delray Beach, Broward	5
Point Washington, Walton	5

COVID-19: characteristics of 2,137,862 Florida resident cases

Data through Apr 19, 2021 verified as of Apr 20, 2021 at 09:25 AM

Data in this report are provisional and subject to change.

The table below includes the cities and counties of residence for cases in Florida residents based on the patient's ZIP Code. Note that city is not always received as part of the initial notification and may be missing while the case is being investigated.

City and county	Cases
University Of Central Fl, Martin	5
Williston, Marion	5
Clarcona, Orange	5
Psl, Unknown	5
Okeechobee, Osceola	5
University Of Central Fl, Hillsborough	5
Cape Haze, Charlotte	5
Bayou George, Bay	5
Boynton Beach, Broward	5
Missing, Osceola	5
Miramar, Dade	5
Miami Gardens, Unknown	5
Kissimmee, Unknown	5
Fort Lauderdale, Palm Beach	5
Jacksonville Naval Air Station, Duval	5
Missing, Columbia	5
Missing, Highlands	5
Orem, Palm Beach	5
Ebro, Bay	5
Highland Park, Polk	5
Westchester, Dade	5
Mid Florida, Seminole	5
Ocean Breeze, Martin	5
Missing, Leon	5
Milton, Escambia	5
Missing, Hernando	5
Mayport, Duval	5
Inlet Beach, Bay	5
Pass, Unknown	5
Stuart, St. Lucie	5
Miami, Palm Beach	5
Live Oak, Madison	4
Loxahatchee Groves, Palm Beach	4
Lake Geneva, Clay	4
Fort Lauderdale, Unknown	4
West Bradenton, Manatee	4
Jacksonville, Clay	4
Greenville, Jefferson	4
Clermont, Polk	4
Marina Del Rey, Dade	4
Oklawaha, Marion	4
Margate, Unknown	4
Melrose, Bradford	4
Los Angeles, Broward	4
Jacksonville, Dade	4
Arcadia, Hillsborough	4
Lake Harbor, Palm Beach	4
Glen Ridge, Palm Beach	4
Coconut Creek, Palm Beach	4
Branford, Gilchrist	4
Clewiston, Palm Beach	4
Conch Key, Monroe	4
Sharpes, Brevard	4
Lazy Lake, Broward	4
Lamont, Taylor	4
Wacissa, Jefferson	4
Sugarloaf, Monroe	4
Sandestin, Walton	4
Seacrest, Bay	4

COVID-19: characteristics of 2,137,862 Florida resident cases

Data through Apr 19, 2021 verified as of Apr 20, 2021 at 09:25 AM

Data in this report are provisional and subject to change.

The table below includes the cities and counties of residence for cases in Florida residents based on the patient's ZIP Code. Note that city is not always received as part of the initial notification and may be missing while the case is being investigated.

City and county	Cases
Pompano Beach, Dade	4
El Jobean, Charlotte	4
Bella Collina, Lake	4
Bonnie, Dade	4
Miami Beach, Unknown	4
Marathon Shores, Monroe	4
High Springs, Columbia	4
Hinsdale, Manatee	4
Jonesville, Alachua	4
N/A, Unknown	4
Plantation Key, Monroe	4
International Service Center, Dade	4
Indian Rock Beach, Pinellas	4
Hollywood, Unknown	4
Cypress Gardens, Polk	4
Bowling Green, Polk	4
Crestview, Walton	3
Cross Key, Monroe	3
Fernandina Beach, Duval	3
Cape San Blas, Gulf	3
Apopka, Lake	3
Fpo, Duval	3
Green Cove Springs, Duval	3
Mayport Naval Housing, Duval	3
Samoset, Manatee	3
San Fernando, Unknown	3
North Miami Beach, Broward	3
Monticello, Madison	3
Vernon, Bay	3
Julington Creek, St. Johns	3
Jupiter Island, Martin	3
Kathleen, Pasco	3
Marco Island, Lee	3
Mims, Volusia	3
Miramar, Unknown	3
Naples, Unknown	3
Alford, Washington	3
Pass-A-Grille, Pinellas	3
Orlando, Escambia	3
Ocean Reef Club, Monroe	3
Vero Beach, St. Lucie	3
Winter Park, Volusia	3
Westville, Walton	3
Pembroke Lakes, Broward	3
Orlo Vista, Orange	3
Milligan, Okaloosa	3
Land O Lakes, Hillsborough	3
Lady Lake, Marion	3
Homeless, Hillsborough	3
Jacksonville , Duval	3
Brooklyn, Broward	3
Ft Pierce, St. Lucie	3
Sorrento, Orange	3
Stuart, Palm Beach	3
North Fort Myers, Charlotte	3
Pompano Beach, Unknown	3
Chicago, Lee	3
Coraopolis, Citrus	3
Champions Gate, Osceola	3

COVID-19: characteristics of 2,137,862 Florida resident cases

Data through Apr 19, 2021 verified as of Apr 20, 2021 at 09:25 AM

Data in this report are provisional and subject to change.

The table below includes the cities and counties of residence for cases in Florida residents based on the patient's ZIP Code. Note that city is not always received as part of the initial notification and may be missing while the case is being investigated.

City and county	Cases
Bristol, Calhoun	3
Jacksonville, Alachua	3
Brewton, Escambia	3
Apopka, Broward	3
Lanark Village, Franklin	3
Maitland, Polk	3
Pp, Dade	3
Woodside, Broward	3
Wimauma, Manatee	3
Inverness, Polk	3
Pass, Dade	3
Vero Beach, Brevard	3
Miami Shores, Broward	3
Pineland, Lee	3
Tampa Palms, Hillsborough	3
Tampa, Pinellas	3
Tarpon Springs, Pasco	3
Winter Garden, Seminole	3
Laurel, Sarasota	3
Ludlam, Dade	3
Clermont, Orange	3
West Palm Beach, Broward	3
Village Of Golf, Palm Beach	3
Wildwood, Marion	3
Saint Petersburg, Hillsborough	3
Saint Augusaintine Beach, St. Johns	3
Port Saint Lucie, Martin	3
Palm Coast, Volusia	3
Missing, Jackson	3
Fort Myers, Unknown	3
Bradington, Manatee	3
Blountstown, Liberty	3
Lake City, Duval	3
Immokalee, Lee	3
Hallandale Beach, Unknown	3
Loxahatchee, Broward	3
Lakeland, Hillsborough	3
Miami, Orange	3
Lynbrook, Broward	3
Lutz, Pinellas	2
Miami, Hillsborough	2
Lawtey, Union	2
Los Angeles, Okaloosa	2
Louisville, Manatee	2
Hallandale Beach, Dade	2
Blountstown, Jackson	2
Alligator Point, Franklin	2
Eatonville, Lake	2
Coconut Creek, Unknown	2
Crawfordville, Leon	2
Mount Pleasant, Gadsden	2
None, Dade	2
Navarre, Okaloosa	2
Opa Locka, Broward	2
Phoenix, Lake	2
Port Charlotte, Unknown	2
Seven Springs, Pasco	2
Zellwood, Lake	2
West Villages, Sarasota	2

COVID-19: characteristics of 2,137,862 Florida resident cases

Data through Apr 19, 2021 verified as of Apr 20, 2021 at 09:25 AM

Data in this report are provisional and subject to change.

The table below includes the cities and counties of residence for cases in Florida residents based on the patient's ZIP Code. Note that city is not always received as part of the initial notification and may be missing while the case is being investigated.

City and county	Cases
Upper Key Largo, Monroe	2
University Of Central Florida, Brevard	2
Bronx, Seminole	2
Doctors Inlet, Clay	2
Bonifay, Jackson	2
Bonnie, Duval	2
Bonnie, Sarasota	2
Lecanto, Marion	2
Maitland, Leon	2
Lake Helen, Orange	2
Fort Myers, Collier	2
Fort Pierce, Martin	2
Weston, Dade	2
West Palm Beach, Dade	2
St John, Broward	2
Winter Park, Leon	2
Orlando, Charlotte	2
Palm Springs North, Dade	2
Redland, Dade	2
Melrose, Alachua	2
Olustee, Baker	2
Orlando, Santa Rosa	2
Saint Teresa, Wakulla	2
West Point, Lee	2
University Of Central Florida, Broward	2
Orlando, Okaloosa	2
Madison, Unknown	2
Maitland, Pasco	2
Miamt, Dade	2
North Miami, Broward	2
Florida Power & Light Co, Dade	2
Amelia City, Nassau	2
Apopka, Unknown	2
Alligator Point, Wakulla	2
Chipley, Jackson	2
Yalhala, Lake	2
Sumatra, Liberty	2
University Of Central Florida, Palm Beach	2
University Of Central Florida, Pinellas	2
Pp, Unknown	2
Provo, Broward	2
Portland, Unknown	2
Pensacola, Santa Rosa	2
Maitland, Lake	2
Moore Haven, Hendry	2
Naples, Broward	2
Jan Phyl Village, Polk	2
Hialeah Lakes, Dade	2
Hialeah, Orange	2
Cassadaga, Volusia	2
Fort Walton Beach, Walton	2
Duke Field Air Force Station, Okaloosa	2
Dunnellon, Levy	2
Jacksonville Naval Hospital, Duval	2
Hosford, Calhoun	2
Longview, Dade	2
Melrose, Clay	2
Mesa, Unknown	2
Marina Del Rey, Broward	2

COVID-19: characteristics of 2,137,862 Florida resident cases

Data through Apr 19, 2021 verified as of Apr 20, 2021 at 09:25 AM

Data in this report are provisional and subject to change.

The table below includes the cities and counties of residence for cases in Florida residents based on the patient's ZIP Code. Note that city is not always received as part of the initial notification and may be missing while the case is being investigated.

City and county	Cases
Aventura, Broward	2
000000, Unknown	2
Dfafs, Okaloosa	2
Vero Beach, Unknown	2
Wauchula, Desoto	2
Yeehaw, Okeechobee	2
Noma, Holmes	2
Ormond Beach, Flagler	2
Panama City, Unknown	2
Pembroke Pines, Dade	2
Tampa, Hernando	2
Saint Lucie Village, St. Lucie	2
Sebring, Desoto	2
Fort Lauderdale, Alachua	2
Doral, Unknown	2
Bay Harbor Islands, Unknown	2
Alachua, Duval	2
Cross City, Taylor	2
Carl Fisher, Dade	2
Jupiter, Dade	2
Lakeland, Unknown	2
Micanopy, Marion	2
Port Saint Lucie, Palm Beach	2
Red Bay, Holmes	2
Saint Marys, Nassau	2
West Lafayette, Broward	2
Windermere, Lake	2
Sutton, Pasco	2
Tequesta, Martin	2
Woodstock, Lee	2
Winter Springs, Orange	2
Windermere, Hillsborough	2
Venice, Dade	2
Okeechobee, Highlands	2
Pompano Beach, Osceola	2
Port Charlotte, Lee	2
Port St. Lucie, St. Lucie	2
Sand Lake, Orange	2
University Of Central Fl, Seminole	2
Union, Manatee	2
Swansea, Lee	2
Altamonte Springs, Orange	2
At Large, Broward	2
Boys Ranch, Suwannee	2
Fort Pierce, Brevard	2
Graceville, Unknown	2
Eatonville, Polk	2
New Port Richey, Hillsborough	2
Missing, Washington	2
Miami, Martin	2
Jena, Taylor	2
Labelle, Collier	2
Long Beach, Orange	2
Port Canaveral, Brevard	2
Sarasota, Unknown	2
South Miami, Broward	2
Seguin, Unknown	2
Tampa, Broward	2
Tarpon Springs, Hillsborough	2

COVID-19: characteristics of 2,137,862 Florida resident cases

Data through Apr 19, 2021 verified as of Apr 20, 2021 at 09:25 AM

Data in this report are provisional and subject to change.

The table below includes the cities and counties of residence for cases in Florida residents based on the patient's ZIP Code. Note that city is not always received as part of the initial notification and may be missing while the case is being investigated.

City and county	Cases
Sunrise, Unknown	2
Monument, Broward	2
Oakland Park, Unknown	2
Orlando, St. Lucie	2
Marysville, Dade	2
Lake Clarke Shores, Palm Beach	2
FI State Univ Student, Leon	2
Callahan, Duval	2
Crescent Beach, Sarasota	2
Cibolo, Orange	2
Claysville, Hernando	2
Dade City, Unknown	2
Defuniak Springs, Okaloosa	2
Defuniak Springs, Unknown	1
Dona Vista, Lake	1
Dalecity, Okaloosa	1
Daytona Beach, Orange	1
Deerfield Beach, Polk	1
Clearwater, Leon	1
Crestview, Broward	1
Crystal River, Marion	1
Fayetteville, Broward	1
Fellsmere, Brevard	1
Florida City, Unknown	1
Fort Lauderdale, Collier	1
Fort Myers, Alachua	1
El Dorado, Palm Beach	1
East Setauket, Palm Beach	1
Canton, Duval	1
Charlotte, Alachua	1
Brunswick, Polk	1
Bryceville, Duval	1
Bradentom, Manatee	1
Bradenton, Lee	1
Boca Raton, Dade	1
Boca Raton, Madison	1
Bogota, Unknown	1
Bal Harbour, Broward	1
Atlanta, Walton	1
Attalla, Broward	1
Auburn, Palm Beach	1
Autaugaville, Broward	1
Apopka, Volusia	1
Alachua, Suwannee	1
Alafaya, Broward	1
Alafaya, Pinellas	1
Fleming Island, Duval	1
Glen Cove, Unknown	1
Glen Saint Mary, Duval	1
Golf, Palm Beach	1
Great Neck, Dade	1
Gainesville, Levy	1
Immokalee, Walton	1
Irmo, Unknown	1
Greensboro, Leon	1
Lake Forest, Collier	1
Key West, Palm Beach	1
Kilgore, Dade	1
Jacksonville, Baker	1

COVID-19: characteristics of 2,137,862 Florida resident cases

Data through Apr 19, 2021 verified as of Apr 20, 2021 at 09:25 AM

Data in this report are provisional and subject to change.

The table below includes the cities and counties of residence for cases in Florida residents based on the patient's ZIP Code. Note that city is not always received as part of the initial notification and may be missing while the case is being investigated.

City and county	Cases
Jacksonville, Marion	1
Jupiter Inlet, Palm Beach	1
Land O Lakes, Unknown	1
Lawton, Okaloosa	1
Levittown, Palm Beach	1
Lima, Manatee	1
Lima, Volusia	1
Macclenny, Dixie	1
Madison, Jefferson	1
Maitland, Collier	1
Merrick, Palm Beach	1
Metter, Manatee	1
Miami, Osceola	1
Miamiardens, Unknown	1
Miamksaohes, Dade	1
Orlando, Walton	1
Oviedo, Lake	1
Orlando, St. Johns	1
Plantation, Leon	1
Pooler, Broward	1
Pensacola, Dade	1
Panomo City, Bay	1
Parrish, Sarasota	1
San Marcos, Unknown	1
Rye, Palm Beach	1
Saint Petersburg, Bay	1
Ridgewood, Lee	1
Roayl Palm Beach, Palm Beach	1
Roseville, Broward	1
Punta Gorda, Sarasota	1
Putnam, Putnam	1
Ocala, Duval	1
North Porte, Unknown	1
Notrealville, Polk	1
Okeechobi, Unknown	1
Orem, Dade	1
Orlando, Citrus	1
Orlando, Collier	1
Orlando, Hernando	1
Morrisville, Palm Beach	1
Mokena, Lee	1
Myrtle Beach, Broward	1
Nashville, Palm Beach	1
North Brunswick, St. Lucie	1
North Grafton, Dade	1
North Lauderdale, Unknown	1
Surprise, Unknown	1
St Cloud, Orange	1
St Helena Is, Dade	1
Syracuse, Unknown	1
Vernon, Walton	1
Waukesha, Volusia	1
Unknown, Manatee	1
Venezuela, Unknown	1
Tinley Park, Manatee	1
Twentynine Palms, Broward	1
Whippany, Volusia	1
Wilmington, Charlotte	1
Windermere, Alachua	1

COVID-19: characteristics of 2,137,862 Florida resident cases

Data through Apr 19, 2021 verified as of Apr 20, 2021 at 09:25 AM

Data in this report are provisional and subject to change.

The table below includes the cities and counties of residence for cases in Florida residents based on the patient's ZIP Code. Note that city is not always received as part of the initial notification and may be missing while the case is being investigated.

City and county	Cases
Winfield, Hillsborough	1
Winter Garden, Unknown	1
Winter Park, Brevard	1
Winter Park, Unknown	1
Xifamk, Dade	1
Litchfield Park, Monroe	1
Littleton, St. Johns	1
Lake In The Hills, Broward	1
Lake Worth, Unknown	1
Lauderhill, Unknown	1
Indianapolis, Lee	1
Jupiter, Pinellas	1
Kansas City, Palm Beach	1
Gwynn Oak, Polk	1
Milford, Bay	1
Milford, Unknown	1
Melbourne, Volusia	1
Mattoon, Lee	1
Marianna, Leon	1
Marianna, Washington	1
Mary Esther, Hillsborough	1
Los Angeles, Orange	1
Maitland, Palm Beach	1
Longwood, Unknown	1
Missing, Franklin	1
Newaygo, Charlotte	1
North Port, Charlotte	1
New Canaan, Dade	1
Na, Dade	1
Eureka, Flagler	1
Evansville, Citrus	1
Crescent City, Marion	1
Crestview, Unknown	1
Denton, Broward	1
Destin, Bay	1
Clearwater, Hillsborough	1
Coal City, Pasco	1
Commerce Township, Manatee	1
Crawfordville, Alachua	1
Fort Lauderdale, Lee	1
Fort Worth, Broward	1
Franklin, Orange	1
Frostproof, Highlands	1
Gainesville, Palm Beach	1
Gainesville, Santa Rosa	1
Brewster, Palm Beach	1
Brownsville, Escambia	1
Bryant, Palm Beach	1
Bonnie, St. Johns	1
Belleair Bluffs, Unknown	1
Celebration, Orange	1
Chicago, Broward	1
Choctaw Beach, Unknown	1
Austin, Dade	1
Apo, Collier	1
Big Torch Key, Monroe	1
Black, Holmes	1
Boca Raton, Lee	1
Bonifay, Unknown	1

COVID-19: characteristics of 2,137,862 Florida resident cases

Data through Apr 19, 2021 verified as of Apr 20, 2021 at 09:25 AM

Data in this report are provisional and subject to change.

The table below includes the cities and counties of residence for cases in Florida residents based on the patient's ZIP Code. Note that city is not always received as part of the initial notification and may be missing while the case is being investigated.

City and county	Cases
8852 Teacher Ln, Pasco	1
Addison, Pasco	1
Apopka, Citrus	1
Apopka, Hillsborough	1
Arabi, Orange	1
Tampa, Duval	1
Surfside Beach, Orange	1
Summerdale, Escambia	1
Sun City Center, Lee	1
Tavares, Unknown	1
Temple, Palm Beach	1
Saint Charles, Orange	1
St Peterburg, Orange	1
Stiamk, Dade	1
Scottsdale, Brevard	1
Scottsdale, Palm Beach	1
Roswell, Bay	1
Ruskin, Dade	1
Ruskin, Manatee	1
Saint Petersburg, Duval	1
Saint Petersburg, Manatee	1
Port Saint Lucie, Marion	1
Port St Luice, Unknown	1
Pembroke Pines, Unknown	1
Pensacola Naval Hospital, Escambia	1
Pittsburgh, Alachua	1
Plymouth, Pasco	1
Okeechobee, Unknown	1
Oviedo, Orange	1
Pace, Escambia	1
Painted Post, Pasco	1
Palatka, Marion	1
Unknown, Duval	1
Upland, Manatee	1
Valrico, Polk	1
West Hollywood, Broward	1
Wakefield, Broward	1
Waverly, Duval	1
Wabasha, Clay	1
Winnetka, Dade	1
Winter Garden, Osceola	1
Winter Haven, Leon	1
Winter Haven, Osceola	1
Winter Park, Duval	1
Winter Park, Palm Beach	1
Winter Springs, Polk	1
Youngstown, Washington	1
Weston, Unknown	1
Wildwood, Lee	1
Willington, Lee	1
West Palm Beach, Unknown	1
Yulee, St. Johns	1
Zephyrhills, Hillsborough	1
Topsham, Manatee	1
Town Of Nocatee, St. Johns	1
Troy, Manatee	1
Unkn, Duval	1
Sweetwater, Manatee	1
Syracuse, Polk	1

COVID-19: characteristics of 2,137,862 Florida resident cases

Data through Apr 19, 2021 verified as of Apr 20, 2021 at 09:25 AM

Data in this report are provisional and subject to change.

The table below includes the cities and counties of residence for cases in Florida residents based on the patient's ZIP Code. Note that city is not always received as part of the initial notification and may be missing while the case is being investigated.

City and county	Cases
Tallahassee, Dade	1
Tamarac, Dade	1
Tavares, Orange	1
Suitland, Volusia	1
Sunbright, Palm Beach	1
Winter Garden, Duval	1
Woodbine, Nassau	1
West Yarmouth, St. Lucie	1
Waipahu, Santa Rosa	1
Ward, Polk	1
Wellborn, Columbia	1
West Apm Beach, Palm Beach	1
Venetian Islands, Dade	1
Rileyville, Flagler	1
Saint Joseph, Volusia	1
Russellville, Bay	1
Sagamore Beach, Charlotte	1
Saint Augustine, Broward	1
Saint Cloud, Palm Beach	1
San Antonio, Orange	1
Seminole, Leon	1
Shalimar, Unknown	1
Shirley, Flagler	1
Prattville, Hillsborough	1
Prestonsburg, Bay	1
Quincy, Jackson	1
Rapid City, Broward	1
Petersburg, Manatee	1
Piasa, Putnam	1
Palmetto, Pasco	1
Parma, Manatee	1
Pass-A-Grille Beach, Pinellas	1
Oldsmar, Hillsborough	1
Olean, Alachua	1
Other, Dade	1
Palm Beach Gardens, Unknown	1
Palmetto Bay, Palm Beach	1
Missing, Okeechobee	1
Monroe Township, Palm Beach	1
Monroe, Lee	1
Moore Haven, Okeechobee	1
Morrisville, Unknown	1
Missing, Levy	1
Myakka City, Sarasota	1
North Palm Beach, Orange	1
Northport, Sarasota	1
Oakland, Lee	1
New Middletown, Hillsborough	1
New Port Richey, Pinellas	1
Newberry, Marion	1
Newtown, Lake	1
Milford, Lee	1
Mckinney, Broward	1
Miamc, Dade	1
Matawan, Palm Beach	1
Ldhl, Broward	1
Longwood, Volusia	1
Lake Butler, Alachua	1
Knoxville, Bay	1

COVID-19: characteristics of 2,137,862 Florida resident cases

Data through Apr 19, 2021 verified as of Apr 20, 2021 at 09:25 AM

Data in this report are provisional and subject to change.

The table below includes the cities and counties of residence for cases in Florida residents based on the patient's ZIP Code. Note that city is not always received as part of the initial notification and may be missing while the case is being investigated.

City and county	Cases
Kingsland, Nassau	1
Las Vegas, Palm Beach	1
Leesburg, Seminole	1
Lincoln, St. Lucie	1
Little Neck, Lee	1
Jupiter, St. Lucie	1
Kenilworth, Leon	1
Key West, Duval	1
Keys West, Unknown	1
Jacksonville, Orange	1
Jefferson, Dade	1
Jonesboro, Leon	1
Intrcsion Cty, Osceola	1
Inverness, Marion	1
Inwood, Broward	1
Irvine, Marion	1
Istachatta, Hernando	1
Homeless, Monroe	1
Homeless, Pinellas	1
Howell, Dade	1
Hudson, Hernando	1
Indian Rocks Beach, Duval	1
Indiantown, Palm Beach	1
Inglewood, Sarasota	1
Hernando, Marion	1
Hialeah, Collier	1
Helen, Bay	1
Hoclywsod, Dade	1
Holiday, Pinellas	1
Carmel, Orange	1
Cedar Springs, Hernando	1
Chicago, Unknown	1
Caracas, Dade	1
Bryceville, Baker	1
Coconut Ck, Unknown	1
Dallas, Hernando	1
Dayton, Lake	1
Daytona Beach, Pinellas	1
Alpharetta, Broward	1
O, Manatee	1
Acworth, Okaloosa	1
Apopka, Clay	1
Asheville, Highlands	1
Astoria, Broward	1
Atmore, Escambia	1
Bartow, Hardee	1
Bel Air, Collier	1
Berryton, Palm Beach	1
Brooklyn, Dade	1
Brooklyn, Lee	1
Bonnie, Broward	1
Boston, Broward	1
Downingtown, Broward	1
Downingtown, Hillsborough	1
Dpo, Santa Rosa	1
Dunedin, Unknown	1
Dearborn, Broward	1
Deer Park, Dade	1
Deerfield Beach, Unknown	1

COVID-19: characteristics of 2,137,862 Florida resident cases

Data through Apr 19, 2021 verified as of Apr 20, 2021 at 09:25 AM

Data in this report are provisional and subject to change.

The table below includes the cities and counties of residence for cases in Florida residents based on the patient's ZIP Code. Note that city is not always received as part of the initial notification and may be missing while the case is being investigated.

City and county	Cases
Deerfield, Dade	1
Deland, Seminole	1
Deltona, Seminole	1
Erie, Monroe	1
Fisher Island, Unknown	1
East Palatka, Hillsborough	1
Eastpoint, Leon	1
Fort Lauderdale, Leon	1
Fort Myers, Sarasota	1
Fort Pierce, Palm Beach	1
Fort White, Clay	1
Garden City, Alachua	1
Gaylord, Orange	1
Goodrich, Charlotte	1
Gotcha, Orange	1
Greensburg, Palm Beach	1
Hallandale, Unknown	1
Harpers Ferry, Palm Beach	1
Haines City, Osceola	1
Seffenner, Hillsborough	1
Seminole, Lee	1
Saint Petersburg, Charlotte	1
Puerto Rico, Unknown	1
Punta Gorda, Unknown	1
Randolph, Orange	1
Rivera Beach, Palm Beach	1
Saint Augustine, Flagler	1
Summerfield, Unknown	1
Sunrtise, Dade	1
Tallahassee, Madison	1
Tallahassee, Pinellas	1
Stratford, Broward	1
Pembroke Pines, Orange	1
Pensacola, Sumter	1
Paducah, Manatee	1
Orlando, Jackson	1
Orlando, Lee	1
Perth Amboy, Hillsborough	1
Port Orange, Brevard	1
Powell, Lee	1
Oldsrav, Manatee	1
North Laud, Unknown	1
Ocala, Citrus	1
Ocoee, Unknown	1
Odessa, Dade	1
Newberry, Levy	1
New Vernon, Palm Beach	1
Westlake Village, Unknown	1
Watersound, Bay	1
White Plains, Broward	1
Whites Creek, Leon	1
Windermere, Volusia	1
Wtixrat, Dade	1
Ventura, Orange	1
Unk, Duval	1
Trenton, Dixie	1
Uknown, Unknown	1
Toms River, Lee	1
Tourist, Dade	1

COVID-19: characteristics of 2,137,862 Florida resident cases

Data through Apr 19, 2021 verified as of Apr 20, 2021 at 09:25 AM

Data in this report are provisional and subject to change.

The table below includes the cities and counties of residence for cases in Florida residents based on the patient's ZIP Code. Note that city is not always received as part of the initial notification and may be missing while the case is being investigated.

City and county	Cases
University Of Central Florida, Lee	1
Crossings, Unknown	1
Davenport, Lake	1
Davie, Unknown	1
Dayton, Citrus	1
Dayton, Orange	1
Dearborn Heights, Hillsborough	1
Edgewood, Broward	1
Elkton, Putnam	1
Dover, Lee	1
Chesterfield, Broward	1
Carteret, Polk	1
Cincinnati, Dade	1
Connellsville, Highlands	1
Armstrong, St. Johns	1
Atl, Brevard	1
Alva, Escambia	1
Andalusia, Escambia	1
Arcadia, Highlands	1
Baker, Santa Rosa	1
Belleville, Palm Beach	1
Belmont, Santa Rosa	1
Blountstown, Broward	1
Bronson, Alachua	1
Brooker, Alachua	1
Bradenton, Clay	1
Brandon, Pinellas	1
Bonita, Lee	1
Bocaraten, Palm Beach	1
Mayaguez, Dade	1
Middletown, Osceola	1
Missing, Gilchrist	1
Nantucket, Palm Beach	1
Monroe, Hillsborough	1
Longwood, Broward	1
Lucedale, St. Lucie	1
Macclenny, Duval	1
Mantua, Broward	1
Kure Beach, Monroe	1
Lakeland, Palm Beach	1
Kaclsonville, Duval	1
Kechi, Orange	1
Hudson, Pinellas	1
Indian Rock Beach, Palm Beach	1
Hoosick Falls, Broward	1
Hialeahgardens, Dade	1
Hiram, Leon	1
Interlachen, Duval	1
Jacksonville, Nassau	1
Fort Myers, Broward	1
Gainesville, Okaloosa	1
Floral, Okaloosa	1
Forestville, Volusia	1
Greenbrier, Bay	1
Greenville, Palm Beach	1
Groveland, Orange	1
Downers Grove, St. Lucie	1
Delrey Beach, Palm Beach	1
Export, Palm Beach	1

COVID-19: characteristics of 2,137,862 Florida resident cases

Data through Apr 19, 2021 verified as of Apr 20, 2021 at 09:25 AM

Data in this report are provisional and subject to change.

The table below includes the cities and counties of residence for cases in Florida residents based on the patient's ZIP Code. Note that city is not always received as part of the initial notification and may be missing while the case is being investigated.

City and county	Cases
Fdsf, Unknown	1
Felda, Palm Beach	1
Flagler Beach, Volusia	1
Flora, Lee	1
Fort Myers, Lake	1
Fresno, Pasco	1
Fruitland Park, Sumter	1
Fwb, Unknown	1
Gainesville, Marion	1
Gastonia, Polk	1
Clearwater, Highlands	1
Clermont, Unknown	1
Columbia, Orange	1
Coral Gables, Unknown	1
Coral Springs, Unknown	1
Crestview, Dade	1
Dade City, Polk	1
Dania, Unknown	1
Darien, Pasco	1
Arcadia, Charlotte	1
Aspen, Palm Beach	1
Atl, Broward	1
Atlanta, Broward	1
Aurburndale, Polk	1
Aventura, Unknown	1
Azalea Park, Sarasota	1
Bartow, Unknown	1
Biscayne Park, Broward	1
Boca Rotan, Unknown	1
Alpharetta, Alachua	1
Apalachicola, Leon	1
Brooksville, Columbia	1
Bryn Mawr, Collier	1
Canfield, Duval	1
Hilliard, Dade	1
Hollywood, Leon	1
Holt, Unknown	1
Homestead, Monroe	1
Homestead, Unknown	1
Humble, Broward	1
Green, Clay	1
Greensburg, Orange	1
Greenville, Monroe	1
Gulf Shores, Escambia	1
Havanna, Gadsden	1
Jacksonville, Flagler	1
Jacksonville, Palm Beach	1
Johns Island, Wakulla	1
Killarney, Orange	1
Knoxville, Duval	1
Lake City, Volusia	1
Los Angeles, Polk	1
Lakeland, Pasco	1
Lakewood, Unknown	1
Naugatuck, Lee	1
New Vernon, Sarasota	1
New York, Broward	1
Myakka, Duval	1
Maitland, Unknown	1

COVID-19: characteristics of 2,137,862 Florida resident cases

Data through Apr 19, 2021 verified as of Apr 20, 2021 at 09:25 AM

Data in this report are provisional and subject to change.

The table below includes the cities and counties of residence for cases in Florida residents based on the patient's ZIP Code. Note that city is not always received as part of the initial notification and may be missing while the case is being investigated.

City and county	Cases
Matlacha Island, Lee	1
Melbourne, Dade	1
Melbourne, Orange	1
Miami Beach, Palm Beach	1
Miami Granders, Dade	1
Missing, Baker	1
Milford, Palm Beach	1
Milford, Polk	1
Minneapolis, Broward	1
Plant City, Hendry	1
Plant City, Pinellas	1
Plantation, Unknown	1
Parlin, Broward	1
Orlando, Highlands	1
Opa Locka, Unknown	1
Orem, Nassau	1
Olando, Orange	1
Ocoee, Polk	1
Newport Beach, Palm Beach	1
North Adams, Manatee	1
North Little Rock, Palm Beach	1
Northville, Broward	1
Ocala, Indian River	1
Ocoee, Broward	1
Pound Ridge, Leon	1
Ponce, Orange	1
Port Charlotte Fl, Unknown	1
Port Saint Lucie, Duval	1
Saint Petersburg, Dade	1
San Juan, Osceola	1
San Pedro Sula, Dade	1
Sandy, Duval	1
Richmond Heights, Dade	1
Ridge Manor, Hernando	1
Riverview, Pinellas	1
Rochester, Lee	1
Rosemary Beach, Bay	1
Saint Cloud, Orange	1
South Otselic, Dade	1
Sevierville, Dade	1
Stockbridge, Leon	1
Sullivans Island, Dade	1
Southampton, Palm Beach	1
Springhill, Unknown	1
Wayne, Dade	1
West Lafayette, Desoto	1
West Simsbury, Collier	1
Tallahassee, Escambia	1
Tampa, Lee	1
Tinley Park, Lee	1
University Of Central Fl, Dade	1
Telluride, Lee	1
Windermere, Polk	1
Winter Park, Lake	1
Winter, Pinellas	1
Colorado Springs, Unknown	1
Conifer, Lee	1
Clarksboro, Lee	1
ChIPLEY, Holmes	1

COVID-19: characteristics of 2,137,862 Florida resident cases

Data through Apr 19, 2021 verified as of Apr 20, 2021 at 09:25 AM

Data in this report are provisional and subject to change.

The table below includes the cities and counties of residence for cases in Florida residents based on the patient's ZIP Code. Note that city is not always received as part of the initial notification and may be missing while the case is being investigated.

City and county	Cases
Celebration, Palm Beach	1
Chattanooga, Dade	1
Eatonville, Seminole	1
Dunellen, Dade	1
Cutler Bay, Broward	1
Daniel Island, Bay	1
Destin, Unknown	1
Diamond, Highlands	1
Doral, Broward	1
Altamonte, Orange	1
Alva, Collier	1
333, Unknown	1
Allentown, Putnam	1
Apple Creek, Citrus	1
Amelia Village, Nassau	1
Barefoot Beach, Lee	1
Battle Creek, Manatee	1
Avon, Manatee	1
Aventura, Osceola	1
Azalea Park, Osceola	1
Bear Grass, Palm Beach	1
Boca Raton,, Palm Beach	1
Bryn Mawr, Palm Beach	1
Burkeville, Brevard	1
Camden Wyoming, Duval	1
Boston, Dade	1
Brewster, Volusia	1
Hallandate Ben, Unknown	1
Havana, Leon	1
Hickory, Lee	1
El Paso, Unknown	1
Elbow Lake, Palm Beach	1
Fairless Hills, Broward	1
Everett, Dade	1
Fort Denaud, Glades	1
Fort Meyers, Lee	1
FI State Lot, Leon	1
Fortlauderdale, Unknown	1
Fortwalton Beach, Okaloosa	1
Ft Pierce, Unknown	1
Garland, Orange	1
Jeffersonville, Broward	1
Homeless, Dade	1
Homer, Escambia	1
Hilliard, Unknown	1
Lehigh Cares, Lee	1
Live Oak, Columbia	1
Loganville, Orange	1
Lansdale, Lake	1
Lapeer, Manatee	1
Lauderdale Hill, Unknown	1
Knoxville, Escambia	1
Lake Mary, Lake	1
Ocala, Unknown	1
Middleburg, Duval	1
Midland, Osceola	1
Missing, Hamilton	1
Missing, Wakulla	1
Monterey, Broward	1

COVID-19: characteristics of 2,137,862 Florida resident cases

Data through Apr 19, 2021 verified as of Apr 20, 2021 at 09:25 AM

Data in this report are provisional and subject to change.

The table below includes the cities and counties of residence for cases in Florida residents based on the patient's ZIP Code. Note that city is not always received as part of the initial notification and may be missing while the case is being investigated.

City and county	Cases
Mumford, Manatee	1
N/A, Duval	1
Naples, Alachua	1
Longwood, Orange	1
Miami, Charlotte	1
Miamii, Dade	1
Miami Garden, Unknown	1
Oviedo, Leon	1
Palm City, Unknown	1
Ocean City, Broward	1
Old Town, Gilchrist	1
Opa Locka, Polk	1
Orem, Sarasota	1
Orem, Unknown	1
Ridgewood, Broward	1
Riverview, Manatee	1
Rochester, Broward	1
Roseland, Palm Beach	1
Pompano Beach, Alachua	1
Porter Ranch, Dade	1
Raiford, Bradford	1
Ponte Vedra Beach, Orange	1
Port Orange , Volusia	1
Port Saint Lucie, Indian River	1
University Of Central Florida, Hillsborough	1
Wilbur By The Sea, Volusia	1
Willowbrook, Lee	1
Wilmington, Pasco	1
Westerville, Hillsborough	1
Wilton Manors, Dade	1
Winston Salem, Unknown	1
Winter Garden, Hillsborough	1
Woodland Hills, Brevard	1
Youngstown, Calhoun	1
Yulee, Duval	1
San Antonio, Dade	1
San Diego, Unknown	1
Republic, Monroe	1
Richmond, Palm Beach	1
Russellville, Hillsborough	1
Saint Augustine, Okaloosa	1
Steinhatchee, Alachua	1
Sandyport, Dade	1
Sanford, Palm Beach	1
Sebastian, Lake	1
Village Of Palm Springs, Palm Beach	1
Virginia Beach, Alachua	1
Webster, Pasco	1
Wekiva Springs, Orange	1
Union City, Bradford	1
University Of Central Fl, Pasco	1
Tampa, Escambia	1
Tampa, Manatee	1
Tangerine, Lake	1
Opalocka, Dade	1
Orlando, Union	1
Ovido, Seminole	1
Oxford, Palm Beach	1
Oakland, Leon	1

COVID-19: characteristics of 2,137,862 Florida resident cases

Data through Apr 19, 2021 verified as of Apr 20, 2021 at 09:25 AM

Data in this report are provisional and subject to change.

The table below includes the cities and counties of residence for cases in Florida residents based on the patient's ZIP Code. Note that city is not always received as part of the initial notification and may be missing while the case is being investigated.

City and county	Cases
Ocala, Alachua	1
Okeechobee, St. Lucie	1
North Canton, Palm Beach	1
Miamf, Dade	1
Miami G, Dade	1
Miami, Collier	1
Miami, St. Lucie	1
Marshall, Palm Beach	1
New Richmond, Volusia	1
Rio Dell, Volusia	1
Rochelle, Volusia	1
Port Saint Lucie, Orange	1
Princeton, Alachua	1
Provincetown, Collier	1
Panama City, Walton	1
Palm Coast, Duval	1
Perry, Leon	1
Perth Amboy, Monroe	1
Sarasota, Hillsborough	1
Saint Cloud, Lee	1
Saint Johns, Orange	1
San Antonio, Sarasota	1
San Antonio, Unknown	1
Sanford, Volusia	1
Shannon, Collier	1
Soddy Daisy, Broward	1
Soldotna, Broward	1
South Burlington, Orange	1
Spring Park, Alachua	1
Winter Park, Osceola	1
Wood River, Polk	1
Worcester, Palm Beach	1
Steinhatchee, Madison	1
Tamarac, Seminole	1
Tampa, Volusia	1
Tangerine, Seminole	1
Tewksbury, Orange	1
Umatilla, Alachua	1
University Of Central Florida, Monroe	1
Toms River, Dade	1
Wheaton, Lee	1
Winter Park, Alachua	1
Wilmington, Broward	1
Wesley Chapel, Alachua	1
Virginia Beach, Hernando	1
Waco, Broward	1
Washington, Broward	1
Fort Myers, Dade	1
Grassy Key, Monroe	1
Floral, Escambia	1
Jersey City, Polk	1
Jamaica, Broward	1
Haverford, Hillsborough	1
Herrin, Orange	1
Jacksonville, Manatee	1
Gainesville, Baker	1
Gilmer, Dade	1
Haledon, Dade	1
Jupiter, Unknown	1

COVID-19: characteristics of 2,137,862 Florida resident cases

Data through Apr 19, 2021 verified as of Apr 20, 2021 at 09:25 AM

Data in this report are provisional and subject to change.

The table below includes the cities and counties of residence for cases in Florida residents based on the patient's ZIP Code. Note that city is not always received as part of the initial notification and may be missing while the case is being investigated.

City and county	Cases
Kingsland, Duval	1
Kissimmee, Brevard	1
Lake In The Hills, Columbia	1
Lake Placid, Alachua	1
Lake Worth Beach, Broward	1
Lander, Citrus	1
Las Vegas, Orange	1
Los Angeles, Palm Beach	1
Marianna, Calhoun	1
Lemoyne, Manatee	1
Lawrence Township, Palm Beach	1
Lyndhurst, Broward	1
Magnolia Square, Osceola	1
Maitland, Alachua	1
Bronx, Broward	1
Carol Stream, Orange	1
Castleberry, Escambia	1
Buffalo, Palm Beach	1
Bryant, Alachua	1
Apo, Pasco	1
Apopka, Flagler	1
99, Unknown	1
Alanson, Bay	1
Aollywoss, Dade	1
Boca Raton, Unknown	1
Bohealia, Lee	1
Blowing Rock, Polk	1
Belleair, Hillsborough	1
Dorchester, Orange	1
Estero, Collier	1
Fanning Springs, Levy	1
Felton, Manatee	1
Deland, Polk	1
Cumberland, Palm Beach	1
Dade City, Hillsborough	1
Dallas, Lee	1
De Leon Springs, Putnam	1
Dearborn, Lee	1
Clear Brook, Lee	1
Charlotte, Pasco	1
Crestview, Holmes	1
College Station, Lake	1
Columbus, Brevard	1
Cookeville, Seminole	1
Venice, Unknown	1
Westbrook, Dade	1
Wichita, Volusia	1
Washington, Unknown	1
Wells, Polk	1
Zolfo Springs, Polk	1
Yukon, Broward	1
Winder Garden, Orange	1
Windermere, Leon	1
Windermere, Osceola	1
Windermere, Seminole	1
Winter Garden, Broward	1
Winter Garden, Pinellas	1
Winter Park, Broward	1
Shelton, Manatee	1

COVID-19: characteristics of 2,137,862 Florida resident cases

Data through Apr 19, 2021 verified as of Apr 20, 2021 at 09:25 AM

Data in this report are provisional and subject to change.

The table below includes the cities and counties of residence for cases in Florida residents based on the patient's ZIP Code. Note that city is not always received as part of the initial notification and may be missing while the case is being investigated.

City and county	Cases
Sarasota, Flagler	1
Saxis, Lee	1
Schenectady, Polk	1
Sebring, Lee	1
Saint Petersburg, St. Lucie	1
Sandford, Seminole	1
Rye, Duval	1
Saint Cloud, Unknown	1
Saint Johns, Unknown	1
Sun City Center, Hardee	1
Sodus, Charlotte	1
Spring Hill , Hernando	1
Spring Hill, Dade	1
Starke, Clay	1
Stone Mountain, Palm Beach	1
Tulsa, Orange	1
Tiffin, Highlands	1
Tallahassee, Duval	1
Tallahassee, Unknown	1
Tampa, Palm Beach	1
Tavares, Marion	1
Temple Terrace, Pasco	1
Port Everglades, Broward	1
Plantation, Orange	1
Pompano Beach, Martin	1
Peoria, Unknown	1
Potomac, Palm Beach	1
Rex, Duval	1
Orange City, Seminole	1
Orange Park , Duval	1
Orem, Broward	1
Orlando, Columbia	1
Orlando, Indian River	1
Orlando, Sarasota	1
Parker, Dade	1
Parker, Leon	1
Palm Coast, Polk	1
Oviedo, Brevard	1
Pacifica, Dade	1
New Orleans, Palm Beach	1
Newark, Broward	1
Newburgh, Bay	1
Old Town, Alachua	1
Omaha, Palm Beach	1
Ona, Manatee	1
Oooooo, Unknown	1
Ocoee, Osceola	1
Okeechobee, Broward	1
North Pole, Seminole	1
North Port, Lee	1
Navarre, Dade	1
Middlesburg, Duval	1
Davenport, Orange	1
Daytona Beach, Unknown	1
Deland, St. Lucie	1
Deltona, Orange	1
Columbus, Dade	1
Conway, Leon	1
Coventry, Broward	1

COVID-19: characteristics of 2,137,862 Florida resident cases

Data through Apr 19, 2021 verified as of Apr 20, 2021 at 09:25 AM

Data in this report are provisional and subject to change.

The table below includes the cities and counties of residence for cases in Florida residents based on the patient's ZIP Code. Note that city is not always received as part of the initial notification and may be missing while the case is being investigated.

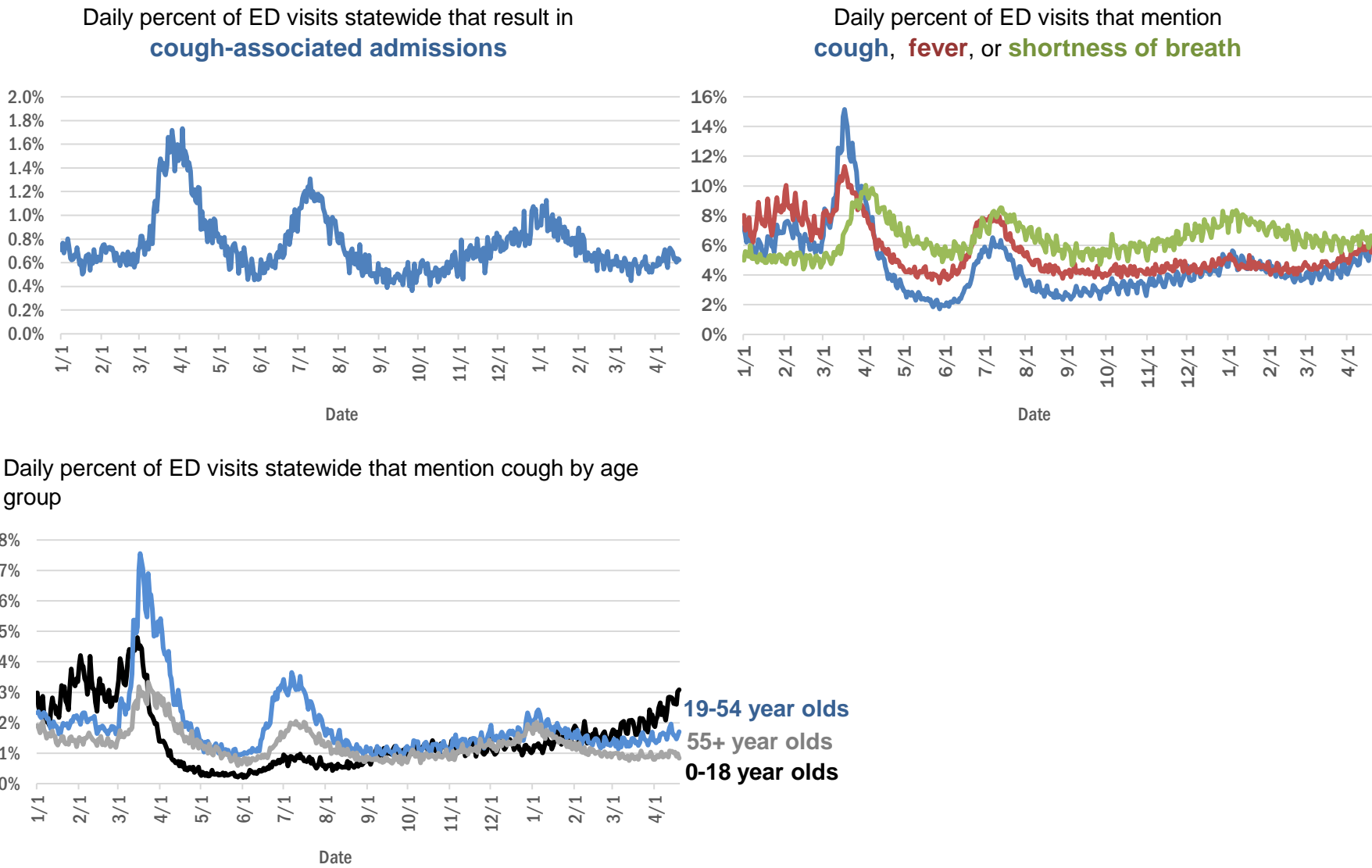
City and county	Cases
Cuttler Bay, Dade	1
Cypress, Leon	1
East Hampton, Palm Beach	1
Fort Myers-, Lee	1
Fort Pierce, Unknown	1
Fort Myers, Manatee	1
Foley, Escambia	1
Altoona, Marion	1
Anaheim, Unknown	1
Argyle, Walton	1
Athens, Duval	1
Bogota, Orange	1
Bradenton, Dade	1
Bradenton, Osceola	1
Bridgeport, Dade	1
Bronx, Palm Beach	1
Cambridge, Broward	1
Clermont, Seminole	1
Clermont, Volusia	1
Clewiston, Glades	1
Cartersville, Unknown	1
Coconut Creek, Dade	1
Gainesville, Duval	1
Granada Hills, Broward	1
Guilford, Dade	1
Hailandale, Unknown	1
Harrison, Pinellas	1
Holly Ridge, Orange	1
Homeless, Polk	1
Homosassa, Hernando	1
Jerusalem, St. Johns	1
Lake City, Hamilton	1
La Grange, Dade	1
Littleton, Dade	1
Los Angeles Ca, Unknown	1
Los Angeles, Hardee	1
Leesburg, Marion	1
Lehigh Acres, Dade	1
Lewisburg, Pasco	1
Largo, Unknown	1
Miami, Manatee	1
Miami Beach, Broward	1
Macdill Air Force Base, Hillsborough	1
Manchester, Okaloosa	1
Margate, Dade	1
Marshall, Dade	1
Mary Esther, Unknown	1
Medford, Palm Beach	1
Total	2,137,862

COVID-19: additional surveillance information

Data through Apr 19, 2021 verified as of Apr 20, 2021 at 09:25 AM

Data in this report are provisional and subject to change.

Statewide emergency department (ED) chief complaint and admission data



The Electronic Surveillance System for the Early Notification of Community-Based Epidemics (ESSENCE-FL) includes chief complaint data from 211 of 211 Florida EDs. Data are transmitted electronically to ESSENCE-FL daily or hourly.

COVID-19: testing by laboratory

Data through Apr 19, 2021 verified as of Apr 20, 2021 at 09:25 AM

Data in this report are provisional and subject to change.

The numbers in the table below represent the number of Florida and non-Florida residents for whom test results were received by the Department of Health. A person can be tested by more than one laboratory and can have both positive and negative results. **Therefore, the sum of the numbers in each column will be larger than the total number of people tested.**

Reporting lab	Inconclusive	Negative	Positive	Percent positive	Total
CURATIVE LABS	15,921	1,729,824	270,383	13%	2,016,128
LABORATORY CORPORATION OF AMERICA	2,626	1,678,811	228,599	12%	1,910,036
QUEST DIAGNOSTICS	12,158	1,410,150	207,360	13%	1,629,668
BIO REFERENCE LABORATORIES, INC	7,568	968,114	187,059	16%	1,162,741
HELIX	9,973	723,681	127,266	15%	860,920
REALTOX LABS LLC	6,876	620,170	102,049	14%	729,095
NOMI_HEALTH	3,319	544,553	75,896	12%	623,768
RCA LABORATORY SERVICES, LLC/GENETWORX		472,408	52,798	10%	525,206
GENETWORX	661	390,598	32,994	8%	424,253
CDR MAGUIRE - HEALTH CARE CENTER		338,621	51,562	13%	390,183
PALM BEACH BALLPARK		345,614	38,908	10%	384,522
PWNHEALTH	2,026	289,251	40,125	12%	331,402
IMPACT HEALTH BIOMETRIC TESTING, INC	1,047	232,032	28,024	11%	261,103
EAST FLORIDA STATE COLLEGE - BREVARD		212,886	26,986	11%	239,872
BPHL-JACKSONVILLE	18	199,191	34,212	15%	233,421
ADVENTHEALTH LAB	99	182,978	23,527	11%	206,604
FULGENT DIAGNOSTICS LABORATORY	4,031	179,007	20,518	10%	203,556
NOMI HEALTH LAB SERVICES		172,678	19,990	10%	192,668
BPHL-MIAMI	225	160,438	26,995	14%	187,658
MAKO GENOMICS	8,220	146,281	26,967	15%	181,468
CB SMITH PARK		150,114	18,792	11%	168,906
MAYO CLINIC LABORATORIES	342	143,816	17,800	11%	161,958
BAYCARE LABORATORIES LLC	656	144,974	12,319	8%	157,949
ELABNETWORK	1,059	139,258	11,952	8%	152,269
MEMORIAL REGIONAL HOSPITAL SOUTH	31	124,052	25,059	17%	149,142
AEGIS SCIENCES CORPORATION	1,270	126,561	20,658	14%	148,489
ORLANDO HEALTH SYSTEM	686	129,736	13,170	9%	143,592
ASCENSION SACRED HEART HOSPITAL - PENSACOLA	2	118,311	18,094	13%	136,407
BIOCOLLECTIONS WORLDWIDE, INC	763	115,347	13,788	11%	129,898
NORTHWEST LABORATORY	247	121,109	6,478	5%	127,834
AKESOGEN		100,713	19,517	16%	120,230
TESTING MATTERS INC	1,095	99,638	18,365	15%	119,098
ADVENT HEALTH LAB	112	101,258	13,955	12%	115,325
MEDICAL DIAGNOSTIC LABORATORIES	977	98,610	14,221	12%	113,808
BPHL-TAMPA (SPECTRUM BLVD)	46	94,033	17,406	16%	111,485
UF HEALTH MEDICAL LAB	33	101,627	9,625	9%	111,285
TAMPA GENERAL HOSPITAL	4	99,504	9,522	9%	109,030
DIATHERIX LABORATORIES (VRL EUROFINs)	1	88,537	13,097	13%	101,635
BAPTIST HEALTH SOUTH FLORIDA	392	86,269	12,974	13%	99,635
KORVALABS, INC	1,285	91,974	4,713	5%	97,972
SUNPATH MEDICAL DIAGNOSTICS LABORATORY	841	79,596	12,303	13%	92,740
ASCENSION ST VINCENT'S - RIVERSIDE	2	75,305	10,437	12%	85,744
LAKELAND REGIONAL MEDICAL CENTER	190	72,551	9,360	11%	82,101
SOUTH MIAMI HOSPITAL LAB	465	71,447	10,056	12%	81,968
JACKSON MEMORIAL HOSPITAL CLINICAL LAB	79	68,722	12,076	15%	80,877
INGENIOUS PERSONALIZED MEDICINE	237	59,855	12,124	17%	72,216
UF HEALTH SHANDS HOSPITAL	523	66,036	4,730	7%	71,289

COVID-19: testing by laboratory

Data through Apr 19, 2021 verified as of Apr 20, 2021 at 09:25 AM

Data in this report are provisional and subject to change.

The numbers in the table below represent the number of Florida and non-Florida residents for whom test results were received by the Department of Health. A person can be tested by more than one laboratory and can have both positive and negative results. **Therefore, the sum of the numbers in each column will be larger than the total number of people tested.**

Reporting lab	Inconclusive	Negative	Positive	Percent positive	Total
AMERICAN HEALTH ASSOCIATES	9	63,614	5,302	8%	68,925
MINUTECLINIC LLC		55,908	9,578	15%	65,486
APPLIED INGENUITY DIAGNOSTICS LLC		60,902	3,069	5%	63,971
AIT LABORATORIES		54,937	6,759	11%	61,696
BAPTIST HEALTH - JACKSONVILLE	4	53,946	4,120	7%	58,070
GENESIS REFERENCE LABORATORIES		51,338	5,429	10%	56,767
ADVENTIST HEALTH SYSTEMS SUNBELT INC DBA		47,747	6,138	11%	53,885
ARUP LABORATORIES	16	50,109	2,927	6%	53,052
TALLAHASSEE MEMORIAL HOSPITAL	241	46,581	5,589	11%	52,411
SARASOTA MEMORIAL HOSPITAL MAIN LAB	12	48,310	4,078	8%	52,400
BROWARD GENERAL MEDICAL CENTER-CLINICAL LAB	2	45,610	4,983	10%	50,595
NICKLAUS CHILDREN'S HOSPITAL	74	44,274	5,667	11%	50,015
FLORIDA HOSPITAL - TAMPA	37	44,468	3,553	7%	48,058
VIRACOR EUROFINs		35,948	9,844	21%	45,792
DWIC OF TAMPA BAY INC		40,335	5,397	12%	45,732
MEDFAST URGENT CARE CENTERS, LLC	20	38,545	5,839	13%	44,404
MILLENNIUM PHYSICIAN GROUP	17	36,884	7,231	16%	44,132
AMELIA EARHART		37,452	6,174	14%	43,626
UNIVERSITY OF MIAMI HOSPITAL	153	39,101	3,914	9%	43,168
LEE HEALTH - CAPE CORAL HOSPITAL	3	36,878	5,918	14%	42,799
UF HEALTH JACKSONVILLE	59	37,224	4,207	10%	41,490
INTEGRATED REGIONAL LABORATORIES LLP	13	35,105	4,944	12%	40,062
ECCO LAB GROUP CO	538	34,594	4,734	12%	39,866
ORANGE COUNTY CONVENTION CENTER		33,330	3,716	10%	37,046
MOUNT SINAI MEDICAL CENTER	13	32,839	3,501	10%	36,353
NORTH FLORIDA REGIONAL MEDICAL CENTER		32,505	3,641	10%	36,146
WALGREENS	36	30,139	5,573	16%	35,748
MIAMI DADE COUNTY		32,091	3,527	10%	35,618
ST JOSEPHS HOSPITAL LABORATORY	23	31,029	3,884	11%	34,936
BRANDON REGIONAL HOSPITAL		30,906	4,022	12%	34,928
NIGHT LITE PEDIATRIC CENTER LLC		30,663	3,243	10%	33,906
STS LAB 2 LLC	6	31,857	1,738	5%	33,601
GENESIS MEDICAL LABORATORY	452	27,942	4,966	15%	33,360
JUPITER MEDICAL CENTER LAB	87	30,170	2,926	9%	33,183
JFK MEDICAL CENTER LAB	1	27,949	3,534	11%	31,484
PALMETTO GENERAL HOSPITAL LAB	3	25,898	5,007	16%	30,908
HOLY CROSS HOSPITAL CLINICAL LAB	1	27,850	2,640	9%	30,491
WATSON CLINIC LLP		24,526	5,698	19%	30,224
AVENTUS BIO LABS	16	25,482	3,542	12%	29,040
MALABAR MEDICAL WALK IN CLINIC	1	22,883	4,475	16%	27,359
INFINITY BIOLOGIX LLC (GINKO BIOWORKS)	112	25,807	1,218	4%	27,137
HEALTHLINK DIAGNOSTIC LABORATORIES	296	24,384	2,445	9%	27,125
MIAMI BEACH CONVENTION CENTER		24,795	1,997	7%	26,792
CLEVELAND CLINIC TRADITION HOSPITAL		24,009	1,888	7%	25,897

COVID-19: testing by laboratory

Data through Apr 19, 2021 verified as of Apr 20, 2021 at 09:25 AM

Data in this report are provisional and subject to change.

The numbers in the table below represent the number of Florida and non-Florida residents for whom test results were received by the Department of Health. A person can be tested by more than one laboratory and can have both positive and negative results. **Therefore, the sum of the numbers in each column will be larger than the total number of people tested.**

Reporting lab	Inconclusive	Negative	Positive	Percent positive	Total
ACCESS DX LABORATORY	229	23,307	2,132	8%	25,668
CLEVELAND CLINIC HOSPITAL LAB	4	23,023	2,567	10%	25,594
MORTON PLANT HOSPITAL-ADLER INSTITUTE	26	22,330	2,746	11%	25,102
SAINT MARY'S MEDICAL CENTER	26	21,553	2,395	10%	23,974
LAB DIAGNOSTICS LLC	397	18,156	5,367	22%	23,920
DRS CLACK SPENCER WHITE & MCCORMACK PA D/B/A		21,664	2,134	9%	23,798
PANCARE OF FLORIDA INC		20,965	2,532	11%	23,497
UNITED CLINICAL LABORATORY LLC	3	20,629	2,680	11%	23,312
STATLAB_MOBILE	1	20,503	2,061	9%	22,565
BAYFRONT HEALTH - ST PETERSBURG	17	19,768	2,614	12%	22,399
NAPLES COMMUNITY HOSPITAL	74	19,917	2,062	9%	22,053
PATIENTS FIRST LAKE ELLA MEDICAL CENTER PA		18,241	3,300	15%	21,541
ADVENT HEALTH - DAYTONA BEACH	32	18,890	1,746	8%	20,668
EXACT SCIENCES LABORATORIES	1	18,177	2,308	11%	20,486
LEESBURG REGIONAL MEDICAL CENTER		17,803	2,431	12%	20,234
OSCEOLA REGIONAL MEDICAL CENTER	1	17,742	2,458	12%	20,201
HOMESTEAD HOSPITAL CLINICAL LABORATORY	27	16,575	3,485	17%	20,087
CLARITY LAB SOLUTIONS	108	17,832	2,093	10%	20,033
SYNERGY DIAGNOSTIC LABORATORY	98	17,020	2,327	12%	19,445
MEMORIAL HOSPITAL JACKSONVILLE	8	16,529	2,859	15%	19,396
NORTHWEST MEDICAL CENTER	1	17,044	2,345	12%	19,390
VISTA CLINICAL DIAGNOSTICS	491	16,117	2,006	11%	18,614
ORANGE PARK MEDICAL CENTER	9	15,765	2,798	15%	18,572
BETHESDA HOSPITAL EAST		16,673	1,627	9%	18,300
INDIAN RIVER PATHOLOGY LLC		16,888	1,307	7%	18,195
OAK HILL HOSPITAL		16,122	1,960	11%	18,082
DELRAY MEDICAL CENTER LAB	3	16,194	1,774	10%	17,971
LAWNWOOD REGIONAL MEDICAL CENTER	1	15,428	2,374	13%	17,803
MEMORIAL REGIONAL HOSPITAL CLINICAL LABORATORY	10	16,364	1,080	6%	17,454
HEALTH CENTER AT SINAI RESIDENCES		16,926	506	3%	17,432
WEST KENDALL BAPTIST HOSPITAL	14	14,088	3,178	18%	17,280
BIOCERNA LABS	461	14,582	2,112	12%	17,155
ADVENTHEALTH CENTRA CARE LAKE BUENA VISTA		15,083	2,055	12%	17,138
BAPTIST HEALTH - SOUTH		15,812	1,294	8%	17,106
ACCESS MEDICAL LABORATORIES	4	8,756	8,333	49%	17,093
THE HEALTHCARE DISTRICT OF PALM BEACH COUNTY	51	14,633	2,063	12%	16,747
LABS ASAP LLC		15,143	1,523	9%	16,666
LARGO MEDICAL CENTER		14,825	1,765	11%	16,590
WINTER HAVEN HOSPITAL CLINICAL LABORATORY	4	14,056	2,476	15%	16,536
MEDRITE MEDICAL CARE, PC	6,839	8,805	855	5%	16,499
NEMOURS CHILDRENS HOSPITAL	1	15,506	962	6%	16,469
FULGENT DIAGNOSTICS	171	15,196	997	6%	16,364
MOLECULAR INFECTIOUS DISEASES	621	14,992	692	4%	16,305
WELLINGTON REGIONAL MED CTR LAB	6	14,468	1,799	11%	16,273
MEDICAL CENTER OF TRINITY CLINICAL LABORATORY	2	14,359	1,630	10%	15,991

COVID-19: testing by laboratory

Data through Apr 19, 2021 verified as of Apr 20, 2021 at 09:25 AM

Data in this report are provisional and subject to change.

The numbers in the table below represent the number of Florida and non-Florida residents for whom test results were received by the Department of Health. A person can be tested by more than one laboratory and can have both positive and negative results. **Therefore, the sum of the numbers in each column will be larger than the total number of people tested.**

Reporting lab	Inconclusive	Negative	Positive	Percent positive	Total
UHEALTH CORAL GABLES/LENNAR MED CTR	52	14,785	1,076	7%	15,913
BAPTIST HEALTHCARE - BAPTIST HOSPITAL	6	12,616	3,275	21%	15,897
PALMS WEST HOSPITAL LAB	2	13,753	2,096	13%	15,851
PRIVA PATH LABS	81	14,676	1,008	6%	15,765
LEE HEALTH - LEE MEMORIAL HOSPITAL		12,015	3,713	24%	15,728
NATIONWIDE LABORATORY SERVICES INC	537	13,060	1,791	12%	15,388
WEST FLORIDA HOSPITAL LAB	1	12,265	3,119	20%	15,385
WESTSIDE REGIONAL MED CTR	2	12,927	2,197	15%	15,126
MERCY HOSPITAL A CAMPUS OF PLANTATION GEN HOSP LAB	1	12,851	2,265	15%	15,117
GOOD SAMARITAN MEDICAL CENTER LAB	2	13,122	1,877	13%	15,001
CARDIOPATH	84	12,914	1,905	13%	14,903
REGIONAL MEDCIAL CENTER BAYONET POINT	2	13,622	1,172	8%	14,796
NONA SCIENTIFIC	5	11,534	3,168	22%	14,707
THE VILLAGES REGIONAL HOSPITAL		13,138	1,413	10%	14,551
INDIAN RIVER MEDICAL CENTER LAB		13,669	852	6%	14,521
GULF COAST MEDICAL CENTER MICROLAB		11,296	2,997	21%	14,293
AVENTURA HOSPITAL LAB		11,406	2,598	19%	14,004
CORAL GABLES HOSPITAL CLINICAL LABORATORY		11,818	2,073	15%	13,891
BAPTIST HEALTH SOUTH FLORIDA - WEST KENDALL URGENT CARE		11,439	2,244	16%	13,683
CAPITAL REGIONAL MEDICAL CTR		11,098	2,456	18%	13,554
BLAKE MEDICAL CENTER		11,909	1,595	12%	13,504
WEST BOCA MEDICAL CENTER LAB		12,499	975	7%	13,474
HALIFAX MEDICAL CENTER LAB	38	11,408	1,983	15%	13,429
PRECISION HEALTH RESOURCES LLC		12,557	871	6%	13,428
MANATEE MEMORIAL HOSPITAL		12,097	1,095	8%	13,192
LEE HEALTH - HEALTH PARK MEDICAL CENTER		11,095	2,044	16%	13,139
ST ANTHONY'S HOSPITAL LAB	30	11,471	1,619	12%	13,120
PALM BEACH GARDENS MEDICAL CTR LAB		11,632	1,255	10%	12,887
GENOVA DIAGNOSTICS LABORATORY	70	11,332	1,119	9%	12,521
ST JOSEPHS HOSPITAL	18	10,676	1,798	14%	12,492
FLORIDA LABORATORY ANALYSIS		10,938	1,533	12%	12,471
PLANTATION GENERAL HOSPITAL		10,511	1,897	15%	12,408
PATHNOSTICS	44	9,895	2,454	20%	12,393
PHYSICIANS REGIONAL MEDICAL CENTER - PINE RIDGE RD	1	11,106	1,243	10%	12,350
LAKE CITY MEDICAL CENTER		10,033	2,310	19%	12,343
FLORIDA HOSPITAL HEARTLAND MED CTR CLINICAL LAB	33	10,753	1,516	12%	12,302
CernerELR_Advent		10,708	1,489	12%	12,197
LARKIN COMMUNITY HOSPITAL	10	10,574	1,556	13%	12,140
LAKE CITY HM		11,147	988	8%	12,135
BINAXNOW	9	9,181	2,905	24%	12,095
PWN HEALTH	17	9,952	2,080	17%	12,049
FLORIDA HOSPITAL WATERMAN LABORATORY	70	10,997	863	7%	11,930
FLORIDA MEDICAL CENTER - A CAMPUS OF NORTH SHORE	2	10,418	1,438	12%	11,858
COAST DIAGNOSTICS LLC	47	10,505	1,262	11%	11,814
ST MARKS HOSPITAL LABORATORY B	78	10,627	1,002	9%	11,707
EXPRESS GENE MOLECULAR DIAGNOSTICS LABORATORY	1	10,145	1,541	13%	11,687
ADVENTHEALTH CENTRA CARE WATERFORD LAKES		9,764	1,923	16%	11,687

COVID-19: testing by laboratory

Data through Apr 19, 2021 verified as of Apr 20, 2021 at 09:25 AM

Data in this report are provisional and subject to change.

The numbers in the table below represent the number of Florida and non-Florida residents for whom test results were received by the Department of Health. A person can be tested by more than one laboratory and can have both positive and negative results. **Therefore, the sum of the numbers in each column will be larger than the total number of people tested.**

Reporting lab	Inconclusive	Negative	Positive	Percent positive	Total
CENTRAL FLORIDA REGIONAL HOSPITAL		10,436	1,231	11%	11,667
VIKOR SCIENTIFIC	49	9,712	1,857	16%	11,618
LEE DAVIS COMMUNITY RESOURCE CENTER		9,846	1,699	15%	11,545
ADVENT HEALTH - WESLEY CHAPEL	14	10,426	1,079	9%	11,519
MEASE COUNTRYSIDE LAB	14	10,201	1,294	11%	11,509
DOCTORS HOSPITAL	7	9,663	1,810	16%	11,480
NORTHSIDE HOSPITAL AND HEART INSTITUTE		10,299	1,123	10%	11,422
JOHNS HOPKINS ALL CHILDREN'S HOSPITAL		10,541	707	6%	11,248
SARKIS CLINICAL TRIALS	25	9,846	1,348	12%	11,219
CORAL SPRINGS MED CTR		10,106	1,094	10%	11,200
AMERICAN FAMILY CARE	1	6,655	4,525	40%	11,181
FLORIDA HOSPITAL DELAND	10	9,757	1,318	12%	11,085
FAU		10,139	901	8%	11,040
BAPTIST HEALTH SOUTH FLORIDA - COUNTRY WALK URGENT CARE		9,076	1,921	17%	10,997
LEON MEDICAL CENTERS LLC		8,781	2,203	20%	10,984
HEALTHQUEST ESOTERICS		9,372	1,585	14%	10,957
NCF DIAGNOSTICS & DNA TECHNOLOGIES LAB	167	10,071	541	5%	10,779
ADVENTHEALTH CENTRA CARE ST CLOUD	1	9,246	1,519	14%	10,766
WEST PALM HOSPITAL LAB		9,874	820	8%	10,694
LARKIN COMMUNITY HOSPITAL INC DBA CARDIOTROPIC		6,819	3,620	35%	10,439
SYNERGY LABORATORIES	34	9,211	1,180	11%	10,425
LABSTAT LLC	23	9,880	479	5%	10,382
GENE BY GENE, GENOMICS RESEARCH CENTER LAB	44	9,603	635	6%	10,282
OCALA REGIONAL MEDICAL CENTER		8,901	1,255	12%	10,156
MEDARBOR DIAGNOSTICS	1	8,988	1,151	11%	10,140
AVECINA MEDICAL	4	6,205	3,883	38%	10,092
FLORIDA HOSPITAL FLAGLER	29	9,120	932	9%	10,081
H LEE MOFFITT CANCER CENTER LABORATORY	2	9,797	265	3%	10,064
BROWARD HEALTH NORTH CLINICAL LABORATORY		8,935	1,113	11%	10,048
P4 CLINICAL, LLC	205	8,728	971	10%	9,904
SRQ DRIVE THROUGH		8,944	905	9%	9,849
NORTH SHORE MEDICAL CENTER		8,217	1,612	16%	9,829
AVECINA	20	9,008	705	7%	9,733
FLORIDA HOSPITAL OF CARROLLWOOD	23	8,327	1,365	14%	9,715
FLORIDA HOSPITAL ZEPHYRHILLS	10	8,568	1,078	11%	9,656
LEE HEALTH - GULF COAST MEDICAL CENTER	2	7,864	1,779	18%	9,645
PALM BEACH BALL PARK		8,607	1,029	11%	9,636
BOSTON HEART DIAGNOSTICS CORP		8,419	1,209	13%	9,628
ADVENTHEALTH CENTRA CARE CLERMONT		8,081	1,291	14%	9,372
SANTA ROSA MEDICAL CENTER	2	7,845	1,512	16%	9,359
ADVENTHEALTH CENTRA CARE UNIVERSITY	1	8,245	1,084	12%	9,330
NCH DOWNTOWN NAPLES HOSPITAL	17	8,543	752	8%	9,312
INDIAN RIVER MEDICAL CENTER		8,231	1,080	12%	9,311
BAPTIST HEALTH - BEACHES		8,618	673	7%	9,291
ANNE BATES LEACH EYE HOSPITAL/ ABLEH MICROBIOLOGY LABORATORY	9	9,063	128	1%	9,200
FLORIDA HOSPITAL OCALA		8,146	1,048	11%	9,194
ADVENTHEALTH CENTRA CARE WINTER PARK		8,168	954	10%	9,122

COVID-19: testing by laboratory

Data through Apr 19, 2021 verified as of Apr 20, 2021 at 09:25 AM

Data in this report are provisional and subject to change.

The numbers in the table below represent the number of Florida and non-Florida residents for whom test results were received by the Department of Health. A person can be tested by more than one laboratory and can have both positive and negative results. **Therefore, the sum of the numbers in each column will be larger than the total number of people tested.**

Reporting lab	Inconclusive	Negative	Positive	Percent positive	Total
INFORM DIAGNOSTICS, INC		8,589	514	6%	9,103
ADVENTHEALTH CENTRA CARE WINTER GARDEN	1	8,033	1,044	12%	9,078
BAPTIST HEALTH SOUTH FLORIDA - MIAMI LAKES URGENT CARE		7,118	1,928	21%	9,046
CLEVELAND CLINIC MARTIN SOUTH HOSPITAL	1	8,064	963	11%	9,028
CERNERELR_BAYCARE	43	8,320	616	7%	8,979
CLEVELAND CLINIC MARTIN NORTH HOSPITAL		8,010	962	11%	8,972
MEMORIAL HOSPITAL WEST LABORATORY SERVICES	14	8,139	800	9%	8,953
BAYCARE COMMUNITY HEALTH		8,742	199	2%	8,941
SOUTH BAY HOSPITAL CLINICAL LAB	1	7,929	936	11%	8,866
MEMORIAL HOSPITAL MICRO		8,230	580	7%	8,810
KD MEDICAL CHOICE LLC	5	7,907	770	9%	8,682
ST LUCIE MEDICAL CENTER		7,058	1,589	18%	8,647
ADVENTHEALTH CENTRA CARE LAKELAND	1	7,437	1,173	14%	8,611
NCH NORTH NAPLES HOSPITAL	9	7,780	812	9%	8,601
POINCIANA MEDICAL CENTER		6,765	1,811	21%	8,576
WEST MARION COMMUINITY HOSPITAL LAB		7,100	1,368	16%	8,468
PARAMOUNT URGENT CARE	4	5,038	3,367	40%	8,409
ADVENTHEALTH CENTRA CARE LEE ROAD		7,464	894	11%	8,358
AVECINA MEDICAL OAKLEAF	3	6,977	1,330	16%	8,310
LAKEWOOD RANCH MEDICAL CENTER		7,630	648	8%	8,278
ISPM LABS, LLC DBA CAPSTONE DIAGNOSTICS, LLC		7,874	397	5%	8,271
FLORIDA HOSPITAL FISH MEMORIAL	19	7,008	1,213	15%	8,240
CERNERELR_BAPTISTMIAMI	31	7,313	862	11%	8,206
QDX PATHOLOGY SERVICES	2	7,744	421	5%	8,167
ADVENTHEALTH CENTRA CARE HUNTERS CREEK	3	7,048	1,094	13%	8,145
ATLANTIS URGENT CARE	12	6,330	1,741	22%	8,083
MORTON PLANT-MEASE	5	7,233	788	10%	8,026
ADVENTHEALTH CENTRA CARE SANFORD		7,003	973	12%	7,976
ADVENTHEALTH CENTRA CARE DR PHILLIPS		7,155	799	10%	7,954
ARCPOINT LABS OF FORT MYERS	5	6,959	939	12%	7,903
BAYFRONT HEALTH - PORT CHARLOTTE		7,266	609	8%	7,875
LEE HEALTH CONVENIENT CARE - PAGE FIELD		7,004	868	11%	7,872
BAPTIST HEALTH SOUTH FLORIDA - WESTCHESTER URGENT CARE		6,452	1,384	18%	7,836
ADVENTHEALTH CENTRA CARE LAKE MARY	2	6,703	1,007	13%	7,712
HIALEAH HOSPITAL	4	6,007	1,693	22%	7,704
EMERALD COAST URGENT CARE		6,025	1,644	21%	7,669
ADVENTHEALTH CENTRA CARE APOPKA	1	6,562	1,095	14%	7,658
ADVENTHEALTH CENTRA CARE MOUNT DORA		6,449	1,154	15%	7,603
NCH NORTH NAPLES HOSPITAL LAB	15	6,733	830	11%	7,578
ADVENTIST HEALTH SYSTEMS, SUNBELT INC		6,550	1,022	13%	7,572
BAPTIST HEALTH SOUTH FLORIDA - DORAL URGENT CARE		6,075	1,478	20%	7,553
SPORTS DRUG TESTING LABORATORY	123	7,157	192	3%	7,472
ADVENTHEALTH CENTRA CARE KISSIMMEE		6,698	760	10%	7,458
OVIDO MEDICAL CENTER		6,643	753	10%	7,396
EGLIN AIR FORCE BASE	14	5,671	1,702	23%	7,387
BAPTIST HEALTH - NASSAU		6,972	366	5%	7,338
MINUTECLINIC LLC		6,190	1,073	15%	7,263

COVID-19: testing by laboratory

Data through Apr 19, 2021 verified as of Apr 20, 2021 at 09:25 AM

Data in this report are provisional and subject to change.

The numbers in the table below represent the number of Florida and non-Florida residents for whom test results were received by the Department of Health. A person can be tested by more than one laboratory and can have both positive and negative results. **Therefore, the sum of the numbers in each column will be larger than the total number of people tested.**

Reporting lab	Inconclusive	Negative	Positive	Percent positive	Total
COMMUNITY HEALTH CENTERS OF PINELLAS INC	1	5,861	1,355	19%	7,217
MEDEXPRESS URGENT CARE OF BOYNTON BEACH LLC		6,612	585	8%	7,197
HOLIDAY CVS LLC		6,769	390	5%	7,159
MEDEXPRESS URGENT CARE	2	4,925	2,179	31%	7,106
IMPERIAL POINT MEDICAL CENTER		6,456	621	9%	7,077
EMPIRE CITY LABORATORIES INC	91	5,994	990	14%	7,075
ADVENTHEALTH CENTRA CARE ALTAMONTE		6,178	888	13%	7,066
ADVENTHEALTH EXPRESS CARE		5,821	1,216	17%	7,037
AVERO DIAGNOSTICS - IRVING	11	6,536	476	7%	7,023
ST PETERSBURG GENERAL HOSPITAL		5,983	1,020	15%	7,003
SUNCOAST PATHOLOGY ASSOCIATES		6,395	597	9%	6,992
UNKNOWN	5	3,530	3,336	49%	6,871
DYNIX DIAGNOSTIX		6,191	667	10%	6,858
MEDEXPRESS URGENT CARE HUDSON		5,879	964	14%	6,843
LUMINUS DIAGNOSTICS		6,284	558	8%	6,842
ACUTIS DIAGNOSTICS	171	5,444	1,129	17%	6,744
CLINICAL REFERENCE LABORATORY	2	6,366	348	5%	6,716
ST JOSEPHS NORTH HOSPITAL LAB	7	5,698	988	15%	6,693
ADVENTHEALTH CENTRA CARE AZALEA PARK		5,716	963	14%	6,679
FORT WALTON BEACH MEDICAL CENTER		5,693	930	14%	6,623
VISTA CLINICAL	8	3,890	2,717	41%	6,615
AHCC WESLEY CHAPEL		5,824	765	12%	6,589
SOLARIS DIAGNOSTICS	11	5,948	589	9%	6,548
ADVENTHEALTH CENTRA CARE OVIEDO		5,581	914	14%	6,495
ADVENT HEALTH - HEART OF FLORIDA ER	1	5,608	879	14%	6,488
FLORIDA HOSPITAL NORTH PINELLAS	11	5,922	514	8%	6,447
MINUTECLINIC LLC #1067		5,506	891	14%	6,397
HOLMES REG MED CENTER CLINICAL LAB		5,641	690	11%	6,331
FLORIDA COMMUNITY HEALTH CENTER		5,085	1,233	20%	6,318
WELLINGTON REGIONAL MEDICAL CENTER		5,794	518	8%	6,312
MICROGEN DX	4	5,558	721	11%	6,283
MINUTECLINIC		5,349	915	15%	6,264
MINUTECLINIC LLC #8396		5,315	925	15%	6,240
ANGEL KIDS PEDIATRICS		5,907	331	5%	6,238
NORTHWEST FLORIDA COMMUNITY HOSPITAL	47	4,722	1,461	23%	6,230
BAPTIST HEALTH SOUTH FLORIDA - PEMBROKE PINES URGENT CARE		5,156	1,069	17%	6,225
MINUTECLINIC LLC #3703		5,051	1,146	18%	6,197
DOCTORS URGENT CARE LLC	1	4,943	1,111	18%	6,055
ADVENTHEALTH CENTRA CARE LONGWOOD		5,280	773	13%	6,053
UNIVERSITY HOSPITAL AND MEDICAL CENTER		4,715	1,331	22%	6,046
PUTNAM COMMUNITY MEDICAL CENTER		5,290	744	12%	6,034
ADVENTHEALTH CENTRA CARE SOUTH ORANGE		5,157	850	14%	6,007
PRO CLINIC		4,865	1,084	18%	5,949
FLORIDA FAMILY LABORATORY, INC DBA	46	5,410	458	8%	5,914
BAYFRONT HEALTH - VENICE REGIONAL MEDICAL	1	5,374	537	9%	5,912
DOCTORS URGENT CARE OF LUTZ LLC	1	4,769	1,125	19%	5,895
LABORATORY OF FLORIDA LLC	41	5,343	506	9%	5,890

COVID-19: testing by laboratory

Data through Apr 19, 2021 verified as of Apr 20, 2021 at 09:25 AM

Data in this report are provisional and subject to change.

The numbers in the table below represent the number of Florida and non-Florida residents for whom test results were received by the Department of Health. A person can be tested by more than one laboratory and can have both positive and negative results. **Therefore, the sum of the numbers in each column will be larger than the total number of people tested.**

Reporting lab	Inconclusive	Negative	Positive	Percent positive	Total
ADVENTHEALTH CENTRA CARE ORANGE LAKE		5,151	738	13%	5,889
COASTAL MED URGENT CARE		4,329	1,555	26%	5,884
SOUTH FLORIDA BAPTIST HOSPITAL MICRO	4	4,890	980	17%	5,874
ADVENTHEALTH CENTRA CARE PORT ORANGE		4,905	919	16%	5,824
PARAMOUNT URGENT CARE INC	1	3,537	2,276	39%	5,814
URGENT CARE OF THE PALM BEACHES		4,829	978	17%	5,807
PHARMCO RX	2	5,423	315	5%	5,740
HEALTH FIRST ADVENTHEALTH CENTRA CARE - TITUSVILLE		4,858	875	15%	5,733
ADVENTHEALTH CENTRA CARE SAND LAKE		5,090	614	11%	5,704
ALTRU DIAGNOSTICS INC	5	5,452	214	4%	5,671
MEDEXPRESS URGENT CARE - GOLDEN GATE		4,949	664	12%	5,613
MEDEXPRESS URGENT CARE - ROYAL PALM BEACH		4,995	617	11%	5,612
PEDIATRIC HEALTH CARE ALLIANCE PA		5,140	471	8%	5,611
SUNRISE MEDICAL LABORATORIES	2	5,207	401	7%	5,610
MEDEXPRESS URGENT CARE - ESTERO		4,975	590	11%	5,565
ADVENTHEALTH CENTRA CARE LEESBURG		4,531	1,015	18%	5,546
MEDICAL DNA LABS LLC	3	5,059	482	9%	5,544
MEDCOMP SCIENCES LLC	126	3,398	2,015	36%	5,539
BAPTIST HEALTH - NORTH		4,408	1,117	20%	5,525
PALMS OF PASADENA HOSPITAL		4,937	573	10%	5,510
URGENT CARE CURE	2	4,726	763	14%	5,491
MINUTE CLINIC LLC		4,753	725	13%	5,478
TROPICANA FIELD - LOT 2	19	4,935	494	9%	5,448
BAPTIST HEALTH SOUTH FLORIDA - KENDALE LAKES URGENT CARE		4,387	1,047	19%	5,434
BAPTIST HEALTH SOUTH FLORIDA - CORAL SPRINGS URGENT CARE		4,642	773	14%	5,415
ESCAMBIA COMMUNITY CLINICS INC	8	4,096	1,298	24%	5,402
DOCTORS HOSPITAL OF SARASOTA CLINICAL LABORATORY		4,689	676	13%	5,365
RAULERSON HOSPITAL		4,491	847	16%	5,338
MEDEXPRESS URGENT CARE PALM BEACH GARDENS		4,853	485	9%	5,338
WESTCHESTER HOSPITAL	23	4,342	965	18%	5,330
BAPTIST HEALTH SOUTH FLORIDA - TAMIAMI TRAIL URGENT CARE		4,288	1,041	20%	5,329
THE CENTER FOR URGENT CARE	3	4,452	872	16%	5,327
HEALTH FIRST ADVENTHEALTH CENTRA CARE GATEWAY	1	4,776	540	10%	5,317
MARTIN HOSPITAL SOUTH LAB		4,966	293	6%	5,259
GENOSUR LLC	17	5,167	74	1%	5,258
TALLAHASSEE PRIMARY CARE ASSOCIATES		4,618	605	12%	5,223
PARAMOUNT URGENT CARE - WINDERMERE	2	3,456	1,747	34%	5,205
TRINITY SPRINGS		4,422	729	14%	5,151
BAPTIST HEALTH SOUTH FLORIDA - PINECREST URGENT CARE		4,329	719	14%	5,048
MINUTECLINIC LLC # 0709		4,249	798	16%	5,047
BAPTIST HEALTH SOUTH FLORIDA - CORAL GABLES (UNIVERSITY) URGENT CARE		4,327	704	14%	5,031
MEDEXPRESS URGENT CARE - LAKELAND		4,401	623	12%	5,024
BAPTIST HEALTH SOUTH FLORIDA - CORAL GABLES URGENT CARE		4,171	850	17%	5,021
BAYFRONT HEALTH - SEVEN RIVERS		4,526	437	9%	4,963
BAPTIST HEALTH SOUTH FLORIDA - PALMETTO BAY URGENT CARE		4,082	787	16%	4,869
BETHESDA HOSPITAL WEST		4,369	497	10%	4,866
QUICK CARE MED PL	2	4,096	721	15%	4,819

COVID-19: testing by laboratory

Data through Apr 19, 2021 verified as of Apr 20, 2021 at 09:25 AM

Data in this report are provisional and subject to change.

The numbers in the table below represent the number of Florida and non-Florida residents for whom test results were received by the Department of Health. A person can be tested by more than one laboratory and can have both positive and negative results. **Therefore, the sum of the numbers in each column will be larger than the total number of people tested.**

Reporting lab	Inconclusive	Negative	Positive	Percent positive	Total
ADVENTHEALTH PROMPT CARE	2	3,528	1,271	26%	4,801
BAYFRONT HEALTH - BROOKSVILLE		4,275	518	11%	4,793
FLAGLER HOSPITAL LABORATORY	8	3,653	1,068	23%	4,729
ASCENSION SACRED HEART - EMERALD COAST		3,952	768	16%	4,720
MEASE DUNEDIN HOSPITAL	5	4,193	504	11%	4,702
ADVENTHEALTH CENTRA CARE COLONIAL TOWN	2	4,123	503	11%	4,628
NIGHT LITE PEDIATRICS	4	3,346	1,260	27%	4,610
PREMIER MEDICAL	2	4,492	94	2%	4,588
PREMIER URGENT CARE OF BREVARD LLC	4	4,006	572	12%	4,582
MOFFITT CANCER CENTER	6	4,473	100	2%	4,579
VENTURE MEDICAL OF FLORIDA LLC		4,216	346	8%	4,562
BAYFRONT HEALTH - PUNTA GORDA		4,207	342	8%	4,549
BAYFRONT HEALTH - SPRING HILL		4,166	375	8%	4,541
DESOTO MEMORIAL HOSPITAL	3	3,710	785	17%	4,498
TWIN CITIES HOSPITAL	1	3,931	520	12%	4,452
HOLIDAY CVS LLC DBA CVS PHARMACY #5154		4,332	118	3%	4,450
MEDIPATH LLC		3,941	494	11%	4,435
ENGLEWOOD COMMUNITY HOSPITAL		4,032	389	9%	4,421
MEMORIAL HOSPITAL- MIRAMAR	12	4,082	321	7%	4,415
MINUTECLINIC LLC #3463		3,653	738	17%	4,391
ADVENTHEALTH CENTRA CARE WINTER HAVEN	1	3,306	1,078	25%	4,385
ADVENTIST HEALTH SYSTEMS SUNBELT IN DBA		3,880	504	11%	4,384
US BIOTEK LABORATORIES	15	3,989	369	8%	4,373
GENESIS DIAGNOSTICS		4,121	251	6%	4,372
ACCU REFERENCE MEDICAL LAB	9	3,557	799	18%	4,365
PALMS MEDICAL GROUP	5	2,979	1,368	31%	4,352
MEDEXPRESS URGENT CARE CAPE CORAL		3,699	613	14%	4,312
DOCTORS TEST CENTERS		3,813	489	11%	4,302
MINUTECLINIC LLC #3631		3,656	640	15%	4,296
BAYA PHARMACY & URGENT CARE		3,177	1,113	26%	4,290
AMELIA URGENT CARE		2,638	1,626	38%	4,264
LAKESIDE MEDICAL CENTER		3,406	844	20%	4,250
MINUTECLINIC LLC 5852		3,634	601	14%	4,235
MINUTECLINIC LLC #5253		3,482	716	17%	4,198
ADVENTHEALTH CENTRA CARE		3,696	460	11%	4,156
MINUTECLINIC LLC #5249		3,376	756	18%	4,132
NIGHT LITE PEDIATRICS URGENT CARE	1	3,417	649	16%	4,067
SPECTOR SCIENTIFIC LAB	14	3,084	965	24%	4,063
BAYFRONTVENICEREGIONAL		3,923	137	3%	4,060
HIGHLANDS REGIONAL MEDICAL CENTER		3,224	824	20%	4,048
MINUTECLINIC LLC #5190		3,325	722	18%	4,047
MEDEXPRESS URGENT CARE LEHIGH ACRES		3,462	558	14%	4,020
BAPTIST HEALTH SOUTH FLORIDA - DAVIE URGENT CARE		3,233	704	18%	3,937
MINUTECLINIC LLC #5854		3,257	675	17%	3,932
MC DIAGNOSTIC OF CONNECTICUT, PC #2220		3,326	532	14%	3,858
MINUTECLINIC LLC #3662		3,251	577	15%	3,828
BAPTIST HEALTH SOUTH FLORIDA - WESTON URGENT CARE		3,304	501	13%	3,805

COVID-19: testing by laboratory

Data through Apr 19, 2021 verified as of Apr 20, 2021 at 09:25 AM

Data in this report are provisional and subject to change.

The numbers in the table below represent the number of Florida and non-Florida residents for whom test results were received by the Department of Health. A person can be tested by more than one laboratory and can have both positive and negative results. **Therefore, the sum of the numbers in each column will be larger than the total number of people tested.**

Reporting lab	Inconclusive	Negative	Positive	Percent positive	Total
ADVENT HEALTH - NEW SMYRNA		3,139	649	17%	3,788
SIPARADIGM LLC	56	3,469	260	7%	3,785
MINUTECLINIC LLC # 3930		3,189	544	15%	3,733
LOWER KEYS MEDICAL CENTER		3,418	312	8%	3,730
CARENOW URGENT CARE	1	2,309	1,407	38%	3,717
HEALTH FIRST ADVENTHEALTH CENTRA CARE COCOA		3,344	366	10%	3,710
PHYSICIANS REGIONAL MEDICAL CENTER - COLLIER BLVD	1	2,829	854	23%	3,684
MINUTECLINIC LLC #1771		3,101	582	16%	3,683
BARTOW REGIONAL MEDICAL CENTER	1	3,104	565	15%	3,670
PRECISION HEALTH SOLUTIONS		3,457	180	5%	3,637
EXACT SCIENCES LABORATORIES, LLC		3,326	308	8%	3,634
BRASHEAR'S VITAL CARE CORP		2,872	755	21%	3,627
MINUTECLINIC LLC #7887		3,164	458	13%	3,622
SCION LAB SERVICES LLC	26	3,307	285	8%	3,618
PROHEALTH	3	2,030	1,584	44%	3,617
ADVENTHEALTH CENTRA CARE KIDS LAKE MARY		3,346	269	7%	3,615
CLARITY LAB SOLUTIONS LLC		3,608	4	0%	3,612
MINUTECLINIC LLC #7886		3,131	481	13%	3,612
MINUTECLINIC LLC #5214		3,090	516	14%	3,606
PARAMOUNT URGENT CARE - ORLANDO		2,537	1,051	29%	3,588
MINUTECLINIC LLC #4415		3,046	539	15%	3,585
BAPTIST HEALTH SOUTH FLORIDA - BRICKELL URGENT CARE		2,959	624	17%	3,583
MINUTECLINIC LLC #4458		3,008	573	16%	3,581
MINUTECLINIC LLC # 0514		3,119	454	13%	3,573
MEDEXPRESS URGENT CARE - DELAND		3,178	391	11%	3,569
ADVENT HEALTH CENTRA CARE -WINTER PARK KIDS URGENT CARE	4	3,264	287	8%	3,555
VERILY LIFE SCIENCES	3	3,490	62	2%	3,555
MINUTECLINIC LLC #7225		2,985	557	16%	3,542
HEALTH FIRST ADVENTHEALTH CENTRA CARE MALABAR		3,182	347	10%	3,529
BAPTIST HEALTH URGENT CARE AT SAWGRASS		2,930	592	17%	3,522
STEWART ROCKLEDGE HOSPITAL	2	3,135	380	11%	3,517
MINUTECLINIC LLC #3814		2,983	527	15%	3,510
AFC PHYSICIANS OF FLORIDA		2,696	803	23%	3,499
MINUTECLINIC, LLC #4015		2,769	699	20%	3,468
MEDONE PLLC		2,646	814	24%	3,460
MEDEXPRESS URGENT CARE - VERO BEACH		3,005	445	13%	3,450
MIDWAY SPECIALTY CARE CENTER DIAGNOSTICS	38	3,154	239	7%	3,431
MINUTECLINIC LLC # 3686		2,920	510	15%	3,430
MINUTECLINIC LLC #3257		2,857	572	17%	3,429
MINUTECLINIC, LLC #3204		2,833	572	17%	3,405
IMMOKALEE CHD		3,155	234	7%	3,389
WALGREEN CO	2	2,980	386	11%	3,368
MARION E FETHER MEDICAL CENTER, THE		3,033	285	9%	3,318
PRIMEHEALTH URGENT CARE INC		2,831	486	15%	3,317
BAPTIST HEALTH EMERGENCY CENTER COUNTRY WALK	1	2,801	506	15%	3,308
MINUTECLINIC LLC #3291		2,809	485	15%	3,294
MINUTECLINIC LLC #1055		2,703	588	18%	3,291

COVID-19: testing by laboratory

Data through Apr 19, 2021 verified as of Apr 20, 2021 at 09:25 AM

Data in this report are provisional and subject to change.

The numbers in the table below represent the number of Florida and non-Florida residents for whom test results were received by the Department of Health. A person can be tested by more than one laboratory and can have both positive and negative results. **Therefore, the sum of the numbers in each column will be larger than the total number of people tested.**

Reporting lab	Inconclusive	Negative	Positive	Percent positive	Total
BMCT Molecular Diagnostics Subsection		2,759	526	16%	3,285
MINUTECLINIC LLC #3003		2,678	596	18%	3,274
MINUTECLINIC LLC #7973		2,819	441	14%	3,260
BAPTIST HEALTH - CLAY		2,826	422	13%	3,248
MINUTECLINIC LLC # 3579		2,683	562	17%	3,245
SELECT LABORATORIES - MARION COUNTY, FL LLC	5	2,907	307	10%	3,219
MINUTECLINIC, LLC #5817		2,667	549	17%	3,216
MARINERS HOSPITAL	1	2,884	304	10%	3,189
ADVENTHEALTH CENTRA CARE CONWAY		2,693	484	15%	3,177
MINUTECLINIC LLC # 7933		2,803	373	12%	3,176
MEMORIAL HOSPITAL PEMBROKE	3	2,809	361	11%	3,173
MINUTECLINIC LLC #3748		2,587	585	18%	3,172
MINUTECLINIC LLC #3705		2,793	377	12%	3,170
MINUTECLINIC LLC #3255		2,774	369	12%	3,143
GESSLER CLINIC	2	2,170	968	31%	3,140
VA PAIN CLINIC	4	3,015	114	4%	3,133
MINUTECLINIC LLC #5924		2,685	440	14%	3,125
MINUTECLINIC LLC #7173		2,704	418	13%	3,122
PARAMOUNT URGENT CARE - OVIEDO		2,204	915	29%	3,119
ACCESS POINT HEALTHCARE URGENT & PRIMARY CARE	2	2,417	698	22%	3,117
MINUTECLINIC LLC #5216		2,633	424	14%	3,057
MINUTECLINIC, LLC (CLINIC 10699)		2,670	385	13%	3,055
MINUTECLINIC LLC #3654		2,537	513	17%	3,050
MEDEXPRESS URGENT CARE CORAL SPRINGS		2,710	336	11%	3,046
MEDEXPRESS FORT MYERS		2,643	378	13%	3,021
MINUTECLINIC LLC #1807		2,515	485	16%	3,000
VETERANS AFFAIRS MEDICAL CENTER - ORLANDO	1	1,343	1,633	55%	2,977
KEYS AHEC SCHOOL MEDICAL CLINIC	15	2,828	133	4%	2,976
MEDIQUICK URGENT CARE CENTERS INC		2,262	708	24%	2,970
MINUTECLINIC LLC #4612		2,422	541	18%	2,963
NXGEN MDX LLC	6	2,604	320	11%	2,930
MINUTECLINIC LLC #3285		2,552	377	13%	2,929
PHYSICIANS PRIMARY CARE	2	2,647	280	10%	2,929
MINUTECLINIC LLC #4024		2,556	363	12%	2,919
BAPTIST HEALTH - OAKLEAF		2,454	464	16%	2,918
MINUTECLINIC LLC #6007		2,497	412	14%	2,909
LAKELAND REGIONAL HEALTH PABLO		2,563	341	12%	2,904
STONE CLINICAL LABORATORIES		2,790	96	3%	2,886
MINUTECLINIC LLC #3648		2,370	515	18%	2,885
WALGREENS ORLANDO	3	2,540	340	12%	2,883
MINUTECLINIC LLC #4201		2,500	379	13%	2,879
CAREFAST+	1	2,090	776	27%	2,867
BLUE MED CONSULTANTS		2,753	109	4%	2,862
HEALTH CARE DISTRICT OF PALM BEACH COUNTY	2	2,622	234	8%	2,858
BAY MEDICAL CENTER SACRED HEART HEALTH SYSTEM		2,229	610	21%	2,839
MINUTECLINIC LLC #476		2,460	379	13%	2,839
BAPTIST HEALTHCARE - GULF BREEZE HOSPITAL	3	2,357	475	17%	2,835

COVID-19: testing by laboratory

Data through Apr 19, 2021 verified as of Apr 20, 2021 at 09:25 AM

Data in this report are provisional and subject to change.

The numbers in the table below represent the number of Florida and non-Florida residents for whom test results were received by the Department of Health. A person can be tested by more than one laboratory and can have both positive and negative results. **Therefore, the sum of the numbers in each column will be larger than the total number of people tested.**

Reporting lab	Inconclusive	Negative	Positive	Percent positive	Total
MINUTECLINIC LLC #1350		2,493	340	12%	2,833
ADVENT HEALTH - DADE CITY		2,488	343	12%	2,831
MEDEXPRESS URGENT CARE - CLEWISTON		2,365	463	16%	2,828
MINUTECLINIC LLC #8381		2,449	361	13%	2,810
AFC PHYSICIANS OF FLORIDA PA		2,264	540	19%	2,804
MINUTECLINIC LLC #1821		2,483	307	11%	2,790
CELESTA MEDICAL SERVICES LLC DBA - AMERICAN RESEARCH LABS		2,544	236	8%	2,780
JUPITER MEDICAL CENTER URGENT CARE		2,177	602	22%	2,779
MINUTECLINIC LLC #3635		2,386	377	14%	2,763
CITRUS MEMORIAL HOSPITAL LABORATORY		2,251	510	18%	2,761
CHARLES AIESI CONSULTING INC	13	2,449	296	11%	2,758
SACRED HEART HEALTH SYSTEM, INC	1	1,871	872	32%	2,744
VITRO MOLECULAR LABORATORIES	50	2,492	199	7%	2,741
MINUTECLINIC LLC #5157		2,386	349	13%	2,735
MEDEXPRESS URGENT CARE BOCA RATON		2,457	247	9%	2,704
EMERGENCY PHYSICIANS MEDICAL CENTER		1,565	1,134	42%	2,699
BAPTIST HEALTH SOUTH FLORIDA - MIAMI BEACH URGENT CARE		2,296	399	15%	2,695
DR G'S URGENT CARE		2,334	355	13%	2,689
MINUTECLINIC LLC #5069		2,235	432	16%	2,667
AMELIA EXPRESS CARE LLC	10	2,316	334	13%	2,660
DONALD W ROBERTSON DO PA		2,063	576	22%	2,639
EMERALD COAST URGENT CARE, LLC	1	1,971	660	25%	2,632
MINUTECLINIC, LLC # 4469		2,314	309	12%	2,623
PATIENTS FIRST - THOMASVILLE ROAD		2,317	281	11%	2,598
PARRISH MEDICAL CENTER	1	2,269	325	13%	2,595
JACKSON HOSPITAL CLINICAL LABORATORY		2,269	324	12%	2,593
ADVENT HEALTH - OCALA		2,124	447	17%	2,571
FLORIDA MEDICAL CLINIC	3	1,172	1,381	54%	2,556
LAKE WALES MEDICAL CENTER INC		2,249	303	12%	2,552
MINUTECLINIC LLC #214		2,117	413	16%	2,530
BOND URGENT CARE LLC		1,902	624	25%	2,526
TAMPA COMMUNITY HOSPITAL		2,139	359	14%	2,498
MINUTECLINIC LLC #1815		2,221	270	11%	2,491
EMERALD COAST URGENT CARE LLC		1,825	657	26%	2,482
WHOLE FAMILY HEALTH CENTER INC		1,983	455	19%	2,438
NCHMD INC		2,051	380	16%	2,431
PHYSICIANS STAT LAB	3	1,076	1,345	55%	2,424
GENOME LLC	2	2,242	176	7%	2,420
MEDEXPRESS PORT CHARLOTTE		2,157	258	11%	2,415
COMMUNITY HEALTH NORTHWEST FLORIDA	4	1,857	554	23%	2,415
MINI ER WATERFORD LAKES, THE		2,069	333	14%	2,402
ASCENSION SACRED HEART - GULF		1,858	544	23%	2,402
INTELEX LABS, LLC		2,321	79	3%	2,400
MINUTECLINIC LLC #3236		2,021	346	15%	2,367
CORE DIAGNOSTIC LABORATORIES LLC	17	2,000	329	14%	2,346
PHYSICIAN ASSOCIATES		2,070	241	10%	2,311
LEE HEALTH - COCONUT POINT CLINICAL LAB	2	1,872	433	19%	2,307

COVID-19: testing by laboratory

Data through Apr 19, 2021 verified as of Apr 20, 2021 at 09:25 AM

Data in this report are provisional and subject to change.

The numbers in the table below represent the number of Florida and non-Florida residents for whom test results were received by the Department of Health. A person can be tested by more than one laboratory and can have both positive and negative results. **Therefore, the sum of the numbers in each column will be larger than the total number of people tested.**

Reporting lab	Inconclusive	Negative	Positive	Percent positive	Total
ASSOCIATED PATHOLOGISTS, LLC	3	1,895	395	17%	2,293
OPTUM LABS LLC	1	2,067	203	9%	2,271
UNIVERSITY OF NORTH FLORIDA STUDENT HEALTH		2,173	78	3%	2,251
MINUTECLINIC LLC #3637		1,801	434	19%	2,235
PRIMEHEALTH URGENT CARE	1	1,865	361	16%	2,227
PENSACOLA PEDIATRICS PA	1	2,036	177	8%	2,214
BAPTIST HEALTH EMERGENCY CENTER AT WEST CORAL WAY		1,798	411	19%	2,209
FLOWERS HOSPITAL		2,002	192	9%	2,194
NCH NORTHEAST	7	1,728	455	21%	2,190
MEDICAL CONSULTANTS OF FLORIDA, LLC	2	1,823	325	15%	2,150
FIU-HEALTH AUXILIARY LABORATORY	6	1,987	129	6%	2,122
MARTIN HEALTH SYSTEM - ST LUCIE WEST		1,919	194	9%	2,113
LITTLE PINE PEDIATRICS	1	1,780	275	13%	2,056
MINUTECLINIC LLC #8927		1,728	314	15%	2,042
GRAVITY DIAGNOSTICS, LLC	6	1,851	179	9%	2,036
STATMED OCALA	7	1,832	195	10%	2,034
MINUTECLNIC LLC		1,779	254	12%	2,033
BARDMOOR LABORATORY	9	1,710	312	15%	2,031
GENUS3		1,952	74	4%	2,026
DOC SMILEYS URGENT CARE LLC		1,655	368	18%	2,023
ADVANCED MEDICAL OF NAPLES LLC		1,781	215	11%	1,996
WILLIAM OWEN PASS PARK		1,738	257	13%	1,995
ARCPPOINT LABS		1,389	598	30%	1,987
MINUTECLINIC LLC #5187		1,729	255	13%	1,984
BAYFRONT HEALTH - CITRUS HILLS		1,755	226	11%	1,981
WHITE WILSON MEDICAL CENTER		581	1,374	70%	1,955
DOC SMILEY'S URGENT CARE		1,706	247	13%	1,953
MEDFAST URGENT CARE CENTERS LLC	2	608	1,330	69%	1,940
MINUTECLINIC, LLC #3245		1,546	358	19%	1,904
BIO-TECH CLINICAL LABORATORIES INC		1,630	259	14%	1,889
BROWNWOOD CARE CENTER		1,645	229	12%	1,874
LABORATORY SPECIALISTS OF MICHIGAN		1,540	327	18%	1,867
MIAMI JEWISH HEALTH SYSTEMS		1,785	78	4%	1,863
GENESIS LABORATORY MANAGEMENT	14	1,581	246	13%	1,841
READY RESPONDERS FLORIDA, PLLC		1,585	251	14%	1,836
KETAMINE HEALTH CENTERS LLC	1	1,661	152	8%	1,814
NEIGHBORHOOD MEDICAL CENTER INC	17	1,597	185	10%	1,799
HEALTH CENTRAL CLINICAL LABORATORY		1,592	204	11%	1,796
ED FRASER MEMORIAL HOSPITAL		1,538	251	14%	1,789
IGENOMIX USA LLC	52	1,547	162	9%	1,761
RIVER TOWN DIAGNOSTIC LLC		1,470	286	16%	1,756
TOM LEE COMMUNITY HEALTH CENTER	1	1,199	548	31%	1,748
SPARROW HEALTHCARE	2	1,490	254	15%	1,746
PROJECT HEALTH, INC SUMTERVILLE	5	1,420	310	18%	1,735
NORTH SHORE LONG ISLAND JEWISH HEALTH	1	1,640	93	5%	1,734
Community_Health		1,533	199	11%	1,732
OPTUMCARE FLORIDA LLC		1,420	296	17%	1,716

COVID-19: testing by laboratory

Data through Apr 19, 2021 verified as of Apr 20, 2021 at 09:25 AM

Data in this report are provisional and subject to change.

The numbers in the table below represent the number of Florida and non-Florida residents for whom test results were received by the Department of Health. A person can be tested by more than one laboratory and can have both positive and negative results. **Therefore, the sum of the numbers in each column will be larger than the total number of people tested.**

Reporting lab	Inconclusive	Negative	Positive	Percent positive	Total
PATIENTS FIRST LAKE ELLA MEDICAL CENTER		1,535	165	10%	1,700
LABTECH DIAGNOSTIC		1,404	291	17%	1,695
JW PLASTIC SURGERY		1,449	244	14%	1,693
SUNRISE URGENT CARE ASSOCIATES LLC D/B/A	9	1,176	500	30%	1,685
SHELL POINT NURSING PAVILION	1	1,604	77	5%	1,682
PROHEALTH MEDICAL CLINIC		1,045	637	38%	1,682
ER QUICKCARE PL		1,439	228	14%	1,667
ELLENTON URGENT CARE		1,379	237	15%	1,616
FLORIDA DEPARTMENT OF HEALTH IN POLK COUNTY	2	1,225	387	24%	1,614
BAPTIST HEALTH SOUTH FLORIDA - KEY BISCANE URGENT CARE EXPRESS		1,421	193	12%	1,614
MEDEXPRESS URGENT CARE - JAX ATLANTIC BLVD		1,391	219	14%	1,610
OPTEO LABORATORY		1,569	35	2%	1,604
VRL EUROFINs		1,555	40	3%	1,595
APALACHEE CORRECTIONAL INSTITUTION EAST UNIT		1,565	26	2%	1,591
PEDIATRIC HEALTH CARE ALLIANCE - NORTHDALE		1,445	141	9%	1,586
ASSURANCE SCIENTIFIC LABORATORIES	1	1,296	283	18%	1,580
FIRST QUALITY LABORATORY		1,478	99	6%	1,577
QUICK CARE MED		1,264	312	20%	1,576
BAPTIST HEALTH SOUTH FLORIDA - COUNTRY WALK URGENT CARE EXPRESS		1,331	245	16%	1,576
MELBOURNE MEDICAL LABORATORY	2	1,367	204	13%	1,573
ADVENTHEALTH CENTRA CARE TRINITY		1,344	208	13%	1,552
BROAD INSTITUTE CLINICAL SEQUENCING RESEARCH PLATFORM	14	1,481	54	3%	1,549
UNIVERSITY OF ALABAMA AT BIRMINGHAM		1,501	48	3%	1,549
BIOCERNA LLC	9	1,366	166	11%	1,541
PARAMOUNT URGENT CARE - CLERMONT		870	671	44%	1,541
INNOVATIVE TRANSFUSION MEDICINE, INC	11	1,326	179	12%	1,516
ABSOLUTE GENOMICS	2	1,282	225	15%	1,509
ST ANNES NURSING CENTER		1,475	33	2%	1,508
CAREMED CLINIC LLC	1	1,205	300	20%	1,506
PARAMOUNT URGENT CARE VILLAGES		953	543	36%	1,496
BAPTIST HEALTHCARE - JAY HOSPITAL	3	1,116	373	25%	1,492
CAREFAST MURABELLA		978	500	34%	1,478
UHEALTH CLINIC AT WALGREENS		1,194	281	19%	1,475
PALM BAY HOSPITAL CLINICAL LABORATORY		1,082	391	27%	1,473
MYTEST DIAGNOSTICS		1,391	69	5%	1,460
NYU HOSPITALS CENTER CLINICAL LABORATORIES		1,410	47	3%	1,457
SMA LAB	12	1,285	159	11%	1,456
ADVANCE MEDICAL OF NAPLES		327	1,124	77%	1,451
TREASURE COAST MEDICAL ASSOCIATES INC		747	703	48%	1,450
EUROFINs NTD, LLC		1,399	45	3%	1,444
UHEALTH DEERFIELD BEACH/UMSYLVESTER DEERFIELD BEACH LABORATORY	3	1,380	55	4%	1,438
TEMPUS CLINICAL LABORATORY	10	1,266	154	11%	1,430
PATIENTS CHOICE LABORATORIES		831	592	42%	1,423
PRIMARY CARE SOUTH INC		936	479	34%	1,415
CREEKSIDE CARE CENTER	1	1,229	180	13%	1,410
COASTAL LABORATORIES	1	1,120	287	20%	1,408
AMELIA EXPRESS CARE	1	772	618	44%	1,391

COVID-19: testing by laboratory

Data through Apr 19, 2021 verified as of Apr 20, 2021 at 09:25 AM

Data in this report are provisional and subject to change.

The numbers in the table below represent the number of Florida and non-Florida residents for whom test results were received by the Department of Health. A person can be tested by more than one laboratory and can have both positive and negative results. **Therefore, the sum of the numbers in each column will be larger than the total number of people tested.**

Reporting lab	Inconclusive	Negative	Positive	Percent positive	Total
NORTH VISTA HOSPITAL LABORATORY		1,164	211	15%	1,375
ADDICTION LABS OF AMERICA	3	1,284	82	6%	1,369
ASCENSION ST VINCENT'S - SOUTHSIDE		1,308	49	4%	1,357
COLLIER URGENT CARE CENTERS CREEKSIDE		1,198	158	12%	1,356
VAVA PARTNERS LLC		528	822	61%	1,350
LAB24 INC	3	643	676	51%	1,322
LPG COCONUT POINT		1,093	220	17%	1,313
PROJECT HEALTH INC	4	1,118	189	14%	1,311
XPRESS URGENT CARE	4	1,106	200	15%	1,310
AMERICAN SCIENTIFIC LABORATORIES LLC		1,286	19	1%	1,305
HOLIDAY CVS LLC DBA CVSPHARMACY #5155		1,230	67	5%	1,297
NORTH FLORIDA PEDIATRICS - LAKE CITY		1,064	221	17%	1,285
PALM HARBOR PHARMACY		1,117	168	13%	1,285
PALM BEACH ATLANTIC UNIVERSITY		1,242	42	3%	1,284
NAPLES URGENT CARE	1	835	438	34%	1,274
SOLARIS HEALTHCARE PALATKA		1,157	106	8%	1,263
ST PETERSBURG PEDIATRICS	1	1,132	123	10%	1,256
ADVANCED DIAGNOSTIC LABORATORY		1,204	47	4%	1,251
PEDIATRICS OF CENTRAL FLORIDA PA	20	1,166	64	5%	1,250
GROWING TOGETHER PEDIATRICS LLC		1,182	68	5%	1,250
STAGEZERO LIFE SCIENCES INC	4	1,141	104	8%	1,249
NORTH FLORIDA PEDIATRICS-TALLAHASSEE	1	1,145	103	8%	1,249
CARENOW URGENT CARE - FORT PIERCE		890	357	29%	1,247
ACCESS MEDICAL LABS		747	482	39%	1,229
PROFESSIONAL HEALTH EXAMINERS DBA PROHEALTH	1	998	225	18%	1,224
USF MORSANI CENTER FOR ADVANCED HEALTH CARE		1,072	148	12%	1,220
CLINICORE		1,124	91	7%	1,215
COASTAL PEDIATRIC GROUP		1,054	160	13%	1,214
EPN URGENT CARE NAPLES	2	792	409	34%	1,203
ARCPOINT LABS OF CORAL SPRINGS FL		992	201	17%	1,193
MINUTE CLINIC INCORPORATE		1,129	42	4%	1,171
CATALYST WALK IN CLINIC		932	234	20%	1,166
CAPE CANAVERAL HOSPITAL		862	296	26%	1,158
PENSACOLA PEDIATRICS PA - TIGER POINT	24	1,000	120	10%	1,144
CAPSTONE HEALTHCARE		802	330	29%	1,132
STEWART REFERENCE LABORATORY	1	611	515	46%	1,127
INTERLACHEN PEDIATRICS PA		1,064	62	6%	1,126
EAST LAKE PEDIATRICS		997	129	11%	1,126
VERITAS GENETICS	61	945	119	11%	1,125
EMERALD COAST PEDIATRICS		1,058	57	5%	1,115
FISHERMENS HOSPITAL CLINICAL LAB		1,019	93	8%	1,112
TYNDALL AIR FORCE BASE		902	210	19%	1,112
INTERLACHEN PEDIATRICS		1,067	43	4%	1,110
GENEIQ		1,039	64	6%	1,103
HALIFAX MEDICAL CENTER-PORT ORANGE LAB		949	153	14%	1,102
PRIMARY CARE OF THE TREASURE COAST		965	135	12%	1,100
XYZ LABORATORY	8	942	146	13%	1,096

COVID-19: testing by laboratory

Data through Apr 19, 2021 verified as of Apr 20, 2021 at 09:25 AM

Data in this report are provisional and subject to change.

The numbers in the table below represent the number of Florida and non-Florida residents for whom test results were received by the Department of Health. A person can be tested by more than one laboratory and can have both positive and negative results. **Therefore, the sum of the numbers in each column will be larger than the total number of people tested.**

Reporting lab	Inconclusive	Negative	Positive	Percent positive	Total
SPEARHEAD MEDICAL		990	103	9%	1,093
MEDLAB DIAGNOSTICS, LLC		1,008	79	7%	1,087
PROFESSIONAL HEALTH EXAMINERS		938	148	14%	1,086
HENDRY REGIONAL MEDICAL CENTER CLINICAL LABORATORY		809	258	24%	1,067
AMERICAN FAMILY CARE PENSACOLA WEST		533	533	50%	1,066
BETHESDA HEALTH URGENT CARE		902	162	15%	1,064
RAINBOW RIVER MEDICAL LABORATORY		978	83	8%	1,061
MINUTECLINIC, LLC DBA MINUTECLINIC #4717		1,019	42	4%	1,061
LENCO MEDICAL LABORATORY		1,001	56	5%	1,057
CYPRESS VILLAGE	1	1,013	25	2%	1,039
NORTH OKALOOSA MEDICAL CENTER		687	344	33%	1,031
WOODLANDS MEDICAL SPECIALISTS		756	263	26%	1,019
ALTAMONTE MD		799	219	22%	1,018
CARE ONE OF FLORIDA LLC		724	293	29%	1,017
THE HEALTH CENTER OF PLANT CITY		935	77	8%	1,012
VRL EUROFINs - DALLAS		998	13	1%	1,011
PHAROS HEALTH		756	252	25%	1,008
ADVENTHEALTH EXPRESS CARE AT WALGREENS		877	131	13%	1,008
VERITOR		850	158	16%	1,008
CLARITY LABS		896	103	10%	999
6TH MEDICAL GROUP - MCDILL AFB	1	941	54	5%	996
LAKELAND REGIONAL HEALTH - PWC/OB		36	954	96%	990
NORTH FLORIDA PEDIATRICS PA - SUWANNEE	3	857	129	13%	989
CHILDRENS MEDICAL ASSOCIATION		897	88	9%	985
BAPTIST HEALTH - MD ANDERSON CANCER CENTER		978	5	1%	983
C.W. BILL YOUNG VA MEDICAL CENTER	1	22	959	98%	982
VIERA HOSPITAL, INC		793	189	19%	982
LOOP PEDIATRICS PA	3	824	153	16%	980
COVANCE CLINICAL RESEARCH UNIT INC		950	26	3%	976
UNIVERSITY OF WEST FLORIDA STUDENT HEALTH SERVICES	1	836	127	13%	964
HISTOPATHOLOGY SERVICES, LLC		855	107	11%	962
NORTH FLORIDA MEDICAL GROUP		808	152	16%	960
BREVARD HEALTH ALLIANCE INC, THE		905	54	6%	959
FAST TRACK URGENT CARE CENTER		4	953	100%	957
NORTH SHORE LIJ URGENT CARE PC		898	55	6%	953
MOLECULAR TESTING LABS		862	89	9%	951
BREVARD HEALTH ALLIANCE		660	288	30%	948
CVS HEALTH		747	200	21%	947
FG RAPID RESULTS	5	588	348	37%	941
E-LAB OF FLORIDA		860	78	8%	938
ENCOMPASS HEALTH		915	22	2%	937
NORTH FLORIDA PEDIATRICS PA	2	818	116	12%	936
CONSULATE HEALTH CARE OF NEW PORT RICHEY	2	806	126	13%	934
JACKSONVILLE BEACH PEDIATRIC CARE CENTER		865	67	7%	932
INTEGRITY LABORATORIES, LLC	4	761	165	18%	930
TACACHALE CLINICAL LABORATORY	1	876	49	5%	926
DEPARTMENT OF CLINICAL LABS	1	904	20	2%	925

COVID-19: testing by laboratory

Data through Apr 19, 2021 verified as of Apr 20, 2021 at 09:25 AM

Data in this report are provisional and subject to change.

The numbers in the table below represent the number of Florida and non-Florida residents for whom test results were received by the Department of Health. A person can be tested by more than one laboratory and can have both positive and negative results. **Therefore, the sum of the numbers in each column will be larger than the total number of people tested.**

Reporting lab	Inconclusive	Negative	Positive	Percent positive	Total
GENE TOX WORLDWIDE	60	736	125	14%	921
DOCTOR'S MEMORIAL HOSPITAL		751	165	18%	916
ABBOTT LABORATORIES		795	120	13%	915
LEE COUNTY EMERGENCY MEDICAL SERVICE	1	790	123	13%	914
SPRING HILL HEALTH AND REHABILITATION CENTER		886	26	3%	912
LAB DOCTOR		792	116	13%	908
Point of Care Testing	1	125	782	86%	908
PENSACOLA PEDIATRICS	2	811	92	10%	905
24 HOUR PEDIATIC CARE CENTER	4	839	61	7%	904
FAMILY HEALTH CENTERS OF SOUTHWEST FLORIDA INC		803	97	11%	900
REDI MED LLC		724	169	19%	893
MIDWAY SPECIATLY CARE CENTER	3	653	222	25%	878
DAIRY ROAD URGENT CARE	2	733	140	16%	875
PALM GARDEN OF PORT SAINT LUCIE		863	12	1%	875
NCHMD, INC SOUTHEAST IMMEDIATE CARE		681	194	22%	875
EAST LAKE PEDIATRICS PA		797	76	9%	873
BERNHARDT LABORATORIES	2	790	80	9%	872
CALHOUN LIBERTY HOSPITAL		704	167	19%	871
COASTAL PHYSICIANS, LLC		702	166	19%	868
SOLARIS HEALTHCARE CHARLOTTE HARBOR		814	53	6%	867
MINUTECLINIC LLC, #10357		852	6	1%	858
FAMILY HEALTH CENTERS OF SWF LABS	2	746	109	13%	857
Tampa Lakes Health and Rehabilitation Center	2	782	73	9%	857
Fernandina Beach Rehabilitation and Nursing Center	1	835	19	2%	855
CRUCIAL CARE EMERGENCY MEDICINE DOCTORS		683	170	20%	853
Victoria Nursing and Rehabilitation Center		798	54	6%	852
PALACE NURSING HOME & REHAB CENTER		803	43	5%	846
AUGUSTUS LABS LLC		696	148	18%	844
PRIMARY CARE SERVICES AT ST ANDREWS ESTATES		837	2	0%	839
CENTRAL FLORIDA HEALTH CARE INC		714	118	14%	832
ANY LAB TEST NOW	1	565	266	32%	832
CLINICAL PATHOLOGY LABS INC		744	86	10%	830
FLORIDA GULF COAST UNIVERSITY		632	196	24%	828
SOUTHEAST ALABAMA MEDICAL CENT		766	56	7%	822
PEBBLEBROOK PHARMACY	1	689	131	16%	821
PRIMARY CARE SERVICES AT INDIAN RIVER ESTATES		796	25	3%	821
LIFE CARE CENTER OF NEW PORT RICHEY		782	37	5%	819
FLORIDA HOSPITAL ORLANDO		743	74	9%	817
RESTORE HEALTH URGENT CARE		658	159	19%	817
ASAP LABS LLC	7	655	151	19%	813
PEDIATRIC HEALTHCARE ALLIANCE		766	46	6%	812
ASCENSION ST VINCENT'S - CLAY		775	35	4%	810
POINT WASHINGTON MEDICAL CLINIC	1	596	209	26%	806
DYNIX DIAGNOSTICS	2	528	276	34%	806
GOLDEN GATE FAMILY CLINIC		332	473	59%	805
FLAGLER COUNTY HEALTH DEPARTMENT	3	624	177	22%	804
AMERICAN MEDICAL RESPONSE		793	8	1%	801

COVID-19: testing by laboratory

Data through Apr 19, 2021 verified as of Apr 20, 2021 at 09:25 AM

Data in this report are provisional and subject to change.

The numbers in the table below represent the number of Florida and non-Florida residents for whom test results were received by the Department of Health. A person can be tested by more than one laboratory and can have both positive and negative results. **Therefore, the sum of the numbers in each column will be larger than the total number of people tested.**

Reporting lab	Inconclusive	Negative	Positive	Percent positive	Total
EXPRESS PHARMACY		743	57	7%	800
NITE LITE PEDIATRICS		234	564	71%	798
MILLER BIOCONNECT		726	72	9%	798
TELESCOPE HEALTH LLC	4	671	121	15%	796
NONE		308	487	61%	795
NORTH FL SOUTH GA HCS-LAKE CITY		773	21	3%	794
ADVENTHEALTH MEDICAL GROUP PROMPT CARE		571	220	28%	791
VITAS HEALTHCARE CORPORATION OF FLA	1	781	5	1%	787
GULF COAST VILLAGE		740	41	5%	781
AFC URGENT CARE CLEARWATER	1	171	605	78%	777
WHITE-WILSON MEDICAL CENTER - FORT WALTON BEACH		753	23	3%	776
VENICE REGIONAL BAYFRONT HEALTH (PULMONARY)		637	134	17%	771
MOORINGS PARK INSTITUTE, INC, THE		739	31	4%	770
CITY MEDICAL OF NEW JERSEY, PC		699	70	9%	769
MEDICAL CENTER OF DELTONA, INC		653	113	15%	766
PALM GARDEN OF VERO BEACH		717	49	6%	766
WILLOWBROOKE COURT AT EDGEWATER POINTE ESTATES		753	9	1%	762
KENDALL HEALTHCARE PROPERTIES DBA	2	731	28	4%	761
ETHOS WELLNESS PHARMACY		710	49	6%	759
Southern Oaks Care Center	1	715	38	5%	754
ORLANDO HEALTH AND REHAB CENTER		707	45	6%	752
NORTHEAST FLORIDA NEUROLOGY CLINICS, INC		637	113	15%	750
BOND CLINIC PA PEDIATRICS DEPT		692	53	7%	745
BOND AND STEELE CLINIC PA		537	207	28%	744
ADVENT HEALTH LAB - ORLANDO		434	308	42%	742
BOCA GRANDE HEALTH CLINIC		701	40	5%	741
SANTA ROSA MEDICAL GROUP		575	166	22%	741
PHYSICIANS STAT LAB INC		647	91	12%	738
MAIN STREET MEDICAL CENTER		208	529	72%	737
TOTAL RENAL LABORATORIES INC DBA DAVITA LABS	1	624	106	15%	731
J AND G MEDICAL GROUP LLC		597	131	18%	728
BRISTOL AT TAMPA, THE	4	710	14	2%	728
ORANGE BLOSSOM FAMILY HEALTH		690	37	5%	727
CARITHERS PEDIATRIC GROUP		667	57	8%	724
CLINICAL ENTERPRISE, INC		699	24	3%	723
MOUNT SINAI LABORATORY		687	35	5%	722
PEDIATRIC HEALTHCARE ALLIANCE PA		663	58	8%	721
DISNEY COVID TEST SITE		703	15	2%	718
Crestview Rehabilitation Center	5	583	129	18%	717
LIFE CARE CENTER OF PENSACOLA		663	49	7%	712
WHITE WILSON MEDICAL CENTER PA - NAVARRE		587	124	17%	711
GRAND COURT TAMPA		701	4	1%	705
BHA CENTRAL COUNTY CLINIC		628	74	11%	702
BUFFALO CROSSING HEALTHCARE & REHABILITATION CTR		685	16	2%	701
PREMIER MEDICAL LABORATORY SERVICES	2	468	225	32%	695
NCH HEALTHCARE SYSTEM MICROBIOLOGY LAB		2	691	100%	693
LIFE CARE CENTER OF ORANGE PARK		659	32	5%	691

COVID-19: testing by laboratory

Data through Apr 19, 2021 verified as of Apr 20, 2021 at 09:25 AM

Data in this report are provisional and subject to change.

The numbers in the table below represent the number of Florida and non-Florida residents for whom test results were received by the Department of Health. A person can be tested by more than one laboratory and can have both positive and negative results. **Therefore, the sum of the numbers in each column will be larger than the total number of people tested.**

Reporting lab	Inconclusive	Negative	Positive	Percent positive	Total
ARTHREX MEDICAL CENTER	1	553	136	20%	690
MANOR PINES CONVALESCENT CENTER LLC	1	666	23	3%	690
GULF COAST MOLECULAR LABORATORIES	13	571	104	15%	688
THE PRESERVE		678	10	1%	688
SUWANNEE HEALTH AND REHABILITATION CENTER		682	5	1%	687
JOHN KNOX VILLAGE HEALTH CENTER		655	28	4%	683
NATURE COAST MEDICAL GROUP		563	120	18%	683
FORT MYERS INTERNAL MEDICINE, LLC		616	66	10%	682
MEDICAL FP – WHOLE FAMILY HEALTH CENTER		557	120	18%	677
TREE HOUSE PEDIATRICS PLLC		606	68	10%	674
DIAMOND RIDGE HEALTH AND REHABILITATION		638	35	5%	673
BALDWIN PEDIATRICS	1	641	31	5%	673
MINI ER ADULT AND PEDIATRIC URGENT CARE		574	98	15%	672
MEDONE URGENT CARE CENTER		449	223	33%	672
MANOR CARE HEALTH SERVICES - FT MYERS		646	26	4%	672
VETERANS AFFAIRS MEDICAL CENTER	1	45	623	93%	669
EDEN SPRINGS NURSING AND REHAB CENTER		555	111	17%	666
RAINBOW PEDIATRIC CENTER PA		625	41	6%	666
NCH HEALTHCARE BONITA		525	141	21%	666
HOLMES REGIONAL MEDICAL CENTER		11	654	98%	665
CHURCH OF SCIENTOLOGY FLAG SERVICE ORGANIZATION		647	15	2%	662
CLEWISTON NURSING AND REHABILITATION CENTER		647	14	2%	661
ST JOHN'S NURSING CENTER		637	24	4%	661
MEDONE URGENT CARE AT ST. AUGUSTINE		225	435	66%	660
POINT OF CARE TESTING SITE		630	26	4%	656
GOLDEN GLADES NURSING & REHABILITATION CTR		636	19	3%	655
PALM GARDEN OF CLEARWATER		637	18	3%	655
CHILDRENS CLINIC WEST FLORIDA PEDIATRICS		600	54	8%	654
CLIFFORD CHESTER SIMS STATE VETERANS		639	12	2%	651
MAVERICK LABS		461	189	29%	650
DXTERITY DIAGNOSTICS	2	609	38	6%	649
LIFE CARE CENTER OF HILLIARD		626	22	3%	648
MAYFLOWER ASSISTED LIVING		641	7	1%	648
VITAS HEALTHCARE CORP OF CENTRAL FL		622	25	4%	647
WILLOW BROOKE COURT AT INDIAN RIVER ESTATES		601	45	7%	646
MID-FLORIDA PATHOLOGY		480	164	25%	644
Signature HealthCare Center of Waterford		609	35	5%	644
EMERALD SHORES HEALTH AND REHABILITATION		540	97	15%	637
NSPIRE HEALTHCARE MIAMI LAKES	8	614	15	2%	637
SAINTS 120 LLC	1	597	34	5%	632
PHYSICIANS PRIMARY CARE LAB	1	552	77	12%	630
LIFEBRITE	2	412	216	34%	630
VETERANS AFFAIRS MEDICAL CENTER - JAMES A HALEY			628	100%	628
WATSON THERAPEUTICS INC	1	592	34	5%	627
OCALA FAMILY MEDICAL CENTER INC	2	540	77	12%	619
BAPTIST PRIMARY CARE	2	502	115	19%	619
SEBASTIAN RIVER MEDICAL CENTER	3	441	175	28%	619

COVID-19: testing by laboratory

Data through Apr 19, 2021 verified as of Apr 20, 2021 at 09:25 AM

Data in this report are provisional and subject to change.

The numbers in the table below represent the number of Florida and non-Florida residents for whom test results were received by the Department of Health. A person can be tested by more than one laboratory and can have both positive and negative results. **Therefore, the sum of the numbers in each column will be larger than the total number of people tested.**

Reporting lab	Inconclusive	Negative	Positive	Percent positive	Total
SHORE ACRES CARE CENTER		579	40	6%	619
QUOTIENT SCIENCES		596	22	4%	618
BALDOMERO LOPEZ STATE VETERANS NURSING HOME	2	611	5	1%	618
CONSULATE HEALTHCARE OF VERO BEACH	14	520	83	13%	617
HMA SANTA ROSA MEDICAL CENTER LLC DBA		494	122	20%	616
SEMINOLE NURSING PAVILION		608	8	1%	616
SIGNATURE HEALTHCARE OF BROOKWOOD GARDENS		606	9	1%	615
VALENCIA HILLS HEALTH AND REHABILITATION CENTER		599	15	2%	614
SABAL PALMS HEALTH AND REHAB		560	53	9%	613
HOLY CROSS HOSPITAL		12	598	98%	610
RUSKIN HEALTH CENTER	1	376	232	38%	609
CONTINENTAL CLINICAL RESEARCH, LLC		538	70	12%	608
PALM GARDEN OF TAMPA		579	29	5%	608
ADVENT HEALTH - DELTONA ER		507	100	16%	607
HEARTLAND PEDIATRICS OF LAKE WALES		550	57	9%	607
AMERICA'S PHARMACY LLC		535	71	12%	606
MANOR CARE NURSING CENTER OF SARASOTA FL LLC		517	87	14%	604
CHILDRENS MEDICAL ASSOCIATION PA		535	68	11%	603
AFC URGENT CARE FAMILY CARE			601	100%	601
PATIENTS FIRST - MAHAN DRIVE		164	436	73%	600
DASCENA, INC	3	537	60	10%	600
THERADOC		152	443	74%	595
EXPRESS URGENT CARE LLC		1	594	100%	595
VILLA MARIA NURSING & REHAB CENTER INC	1	577	16	3%	594
HARBOUR HEALTH CENTER		577	17	3%	594
BROOKDALE FORT MYERS CYPRESS LAKE		590	2	0%	592
SOLARIS HEALTHCARE LAKE CITY		489	101	17%	590
MICHAEL A MIDDLETON MD PA		556	31	5%	587
Plantation Bay Rehabilitation Center		562	24	4%	586
SOUTHERN LABORATORY SERVICES OF NWF		548	38	6%	586
SHORELINE PHYSICIAN GROUP		364	221	38%	585
FHMG FLORIDA HOSPITAL MEDICAL GROUP		541	44	8%	585
NAPLES CHILDREN'S URGENT CARE		514	70	12%	584
APLS SERVICES LLC D/B/A CLEAR DIAGNOSTICS	13	560	10	2%	583
PIONEER CLINICAL LAB LLC		475	108	19%	583
UNIVERSITY OF TAMPA INC, THE		561	21	4%	582
FLORIDA HOSPITAL WAUCHULA		432	146	25%	578
Palm Garden of Ocala		478	99	17%	577
PALMETTO FAMILY HEALTHCARE	1	373	203	35%	577
URGENT CARE EXPRESS LLC		234	343	59%	577
PRINCIPLE LABORATORY	8	552	16	3%	576
ST. LUCIE MEDICAL CTR.		567	6	1%	573
MEDICAL VB		451	121	21%	572
TENNESSEE DOH - NASHVILLE	2	504	66	12%	572
WELL-BEING MEDICAL CENTER PLLC		517	54	9%	571
AFC URGENT CARE SEMINOLE	1		569	100%	570
CARE ONE OF FLORIDA	1	406	160	28%	567

COVID-19: testing by laboratory

Data through Apr 19, 2021 verified as of Apr 20, 2021 at 09:25 AM

Data in this report are provisional and subject to change.

The numbers in the table below represent the number of Florida and non-Florida residents for whom test results were received by the Department of Health. A person can be tested by more than one laboratory and can have both positive and negative results. **Therefore, the sum of the numbers in each column will be larger than the total number of people tested.**

Reporting lab	Inconclusive	Negative	Positive	Percent positive	Total
ECCOLAB GROUP	1	148	418	74%	567
INTERNAL MEDICINE & PEDIATRICS OF TAMPA BAY PA		489	76	13%	565
HOPE HOSPICE AND COMMUNITY SERVICES INC	14	529	21	4%	564
AFC URGENT CARE		157	406	72%	563
FLORIDA DEPARTMENT OF HEALTH IN CALHOUN COUNTY		430	133	24%	563
FOUNTAIN MANOR HEALTH AND REHAB CENTER	1	542	20	4%	563
PREMIER MEDICAL CENTER LLC	11	524	28	5%	563
FLORIDA HOSPITAL MEDICAL GROUP		333	228	41%	561
HEALTH CENTER AT BRENTWOOD	1	514	46	8%	561
NEMOURS CHILDERN'S HOSPITAL		453	108	19%	561
NEW YORK HOSPITAL LABORATORIES	1	541	15	3%	557
MANOR OAKS NURSING & REHAB CENTER	5	550	2	0%	557
PALM GARDEN OF JACKSONVILLE☐	2	473	80	14%	555
DOH - INDIAN RIVER		465	90	16%	555
AFC URGENT CARE TYRONE		4	551	99%	555
The Manor at Blue Water Bay		494	60	11%	554
The Sands at South Beach		549	4	1%	553
RICARDO NAVARRO DO PA		469	83	15%	552
VETERANS AFFAIRS MEDICAL CENTER - GAINESVILLE		3	548	99%	551
ARCPPOINTS LABS		482	67	12%	549
VETERANS AFFAIRS MEDICAL CENTER - BAY PINES		18	530	97%	548
VITAE DIAGNOSTICS		534	13	2%	547
NCF DIAGNOSTICS & DNA TECHNOLOGIES	15	213	318	58%	546
COASTAL URGENT CARE		428	116	21%	544
THE PALACE AT HOMESTEAD	1	521	21	4%	543
DOCTORS CENTER,THE		432	111	20%	543
MEMORIAL PEMBROKE 24/7 CARE CENTER		414	126	23%	540
WEST GABLES HEALTH CARE CENTER		529	11	2%	540
FIRST CHOICE PEDIATRICS		434	105	19%	539
WELL HEALTH WORKS	1	487	49	9%	537
FLOMEDILAB		300	235	44%	535
LAUDERDALE NURSING CENTER LLC	1	514	19	4%	534
SANDBAY URGENT CARE		433	100	19%	533
NURSING PLUS OF BROWARD LLC	1	509	22	4%	532
RIVER GARDEN HEBREW HOME FOR THE AGED		476	56	11%	532
ADVENTHEALTH MEDICAL GROUP PROMPT CAR	1	390	139	26%	530
CITRUS NURSING CENTER LLC		482	47	9%	529
MED FAST URGENT CARE CENTER		260	268	51%	528
MEDICAL CENTER CLINIC-IMMEDIATE CARE	1	423	104	20%	528
JACKSON MEMORIAL LONG TERM CARE CENTER		495	32	6%	527
ADVENT HEALTH - WESTCHASE ER		456	71	13%	527
JACKSON MEMORIAL PERDUE MEDICAL CENTER		498	28	5%	526
LIFE CARE CENTER OF PALM BAY☐		493	28	5%	521
BENTON PEDIATRICS INC		467	54	10%	521
QUALITOX LABORATORIES		336	183	35%	519
STEWART SEBASTIAN RIVER MEDICAL CENTER		462	57	11%	519
NORTH FLORIDA REHABILITATION & SPECIALTY CARE☐		511	7	1%	518

COVID-19: testing by laboratory

Data through Apr 19, 2021 verified as of Apr 20, 2021 at 09:25 AM

Data in this report are provisional and subject to change.

The numbers in the table below represent the number of Florida and non-Florida residents for whom test results were received by the Department of Health. A person can be tested by more than one laboratory and can have both positive and negative results. **Therefore, the sum of the numbers in each column will be larger than the total number of people tested.**

Reporting lab	Inconclusive	Negative	Positive	Percent positive	Total
HERON POINTE HEALTH AND REHABILITATION	1	513	3	1%	517
DBI HEALTH INC		502	15	3%	517
FLORIDA DEPARTMENT OF HEALTH CLAY COUNTY	1	417	98	19%	516
ANCIENT CITY PEDIATRICS	1	493	21	4%	515
ENZO CLINICAL LABS INC	3	486	26	5%	515
MEDFAST URGENT CARE CENTERS		231	283	55%	514
Palm Garden of Largo		510	4	1%	514
HILLCREST HEALTH CARE & REHABILITATION CENTER	3	496	15	3%	514
BROWARD PARTNERSHIP	6	499	8	2%	513
CHAUTAUQUA REHABILITATION AND NURSING CENTER		503	10	2%	513
Good Samaritan Society Kissimmee Village		446	65	13%	511
SUNSHINE URGENT CARE LLC		357	154	30%	511
PALM GARDEN OF WINTER HAVEN	3	491	16	3%	510
LITTLE PINE PEDIATRICS PLLC	3	446	61	12%	510
SUSANNA WESLEY HEALTH CENTER		473	37	7%	510
HOSPICE OF THE FLORIDA SUNCOAST,THE		504	5	1%	509
ST CLOUD REGIONAL MEDICAL CENTER CLINICAL LAB		394	113	22%	507
ORLANDO HEALTH CENTER FOR REHABILITATION		491	14	3%	505
CARENOW	2	284	219	43%	505
ADDINGTON PLACE AT WELLINGTON GREEN		493	11	2%	504
SOLARIS HEALTHCARE OSCEOLA		478	25	5%	503
PARKLANDS FACILITY INC	4	457	42	8%	503
GANDY CROSSING CARE CENTER	1	484	16	3%	501
Solaris Healthcare Daytona	2	451	48	10%	501
MANOR AT CARPENTERS		468	32	6%	500
CLINICAL PATHOLOGY LABS		388	111	22%	499
PW WINDERMERE SUBTENANT LLC		495	3	1%	498
ASCEND CLINICAL	7	415	76	15%	498
FLO-MEDILAB SERVICES LLC		194	304	61%	498
ADVENT HEALTH - TIMBERRIDGE ER		418	80	16%	498
NORTH FLORIDA RETIREMENT VILLAGE		494	3	1%	497
PEDIATRICS IN BREVARD PA		439	58	12%	497
Ocala Health and Rehabilitation Center		472	23	5%	495
EXPERTUS LABORATORIES INC		414	81	16%	495
FLORIDA HOSPITAL HEARTLAND MED CTR LAKE PLACID		384	110	22%	494
MAGNOLIA FAMILY URGENT CARE		446	47	10%	493
PORT SAINT LUCIE HOSPITAL		482	9	2%	491
GOOD SAMARITAN CENTER		488	3	1%	491
ORLANDO VA MEDICAL CENTER		2	489	100%	491
STARKE FAMILY MEDICAL CENTER		397	93	19%	490
Quest Diag Unspecifd	1	326	162	33%	489
FAIRWAY OAKS CENTER LLC	6	473	6	1%	485
MEDIPATH		57	427	88%	484
NEW PLANT CITY FAMILY CARE	1	265	218	45%	484
MEMPHIS PATHOLOGY LABORATORY	5	456	23	5%	484
Cypress Cove Care Center		382	100	21%	482
HARTS HARBOR HEALTH CARE CENTER		457	24	5%	481

COVID-19: testing by laboratory

Data through Apr 19, 2021 verified as of Apr 20, 2021 at 09:25 AM

Data in this report are provisional and subject to change.

The numbers in the table below represent the number of Florida and non-Florida residents for whom test results were received by the Department of Health. A person can be tested by more than one laboratory and can have both positive and negative results. **Therefore, the sum of the numbers in each column will be larger than the total number of people tested.**

Reporting lab	Inconclusive	Negative	Positive	Percent positive	Total
BAPTIST PRIMARY CARE, INC		449	31	6%	480
PALM GARDEN OF ORLANDO		446	34	7%	480
PEDIATRIC ASSOCIATES OF OCALA PA		442	37	8%	479
Colonial Lakes Health Care		434	45	9%	479
CONSULATE HEALTH CARE OF BAYONET POINT	4	467	7	1%	478
NEW YORK PRESBYTERIAN - CUMC CLINICAL		458	19	4%	477
NAVAL HOSPITAL - JACKSONVILLE		137	340	71%	477
Consulate Health Care of North Fort Myers		464	13	3%	477
MOBILE MEDICAL ASSOCIATES PL	17	408	52	11%	477
ADVENTHEALTH EXPRESS CARE AT WALGREENS 49TH STREET		405	71	15%	476
BONIFAY NURSING AND REHAB CENTER		445	31	7%	476
DIGNITY HEALING, LLC		458	17	4%	475
PALM BEACH COUNTY FIREFIGHTERS HEALTH CLINIC, LLC		400	74	16%	474
WILLISTON CARE CENTER		411	63	13%	474
MOOSEHAVEN HEALTH CENTER		430	43	9%	473
EPN URGENT CARE		83	388	82%	471
Solaris HealthCare Windermere		438	33	7%	471
PEDIATRICS BY THE SEA		447	23	5%	470
MEDSCAN LABORATORY INC	1	253	216	46%	470
Q ANSWER LAB	1	410	59	13%	470
NTD_EUROFINS_AIMS		429	40	9%	469
TRINITY REGIONAL REHAB CENTER		447	22	5%	469
TIDEWELL HOSPICE INC	2	459	7	1%	468
VITAS HEALTHCARE CORPORATION		462	5	1%	467
ABBAY DELRAY		461	6	1%	467
VITAS LUTHERAN TOWERS INPATIENT PROGRAM		401	64	14%	465
BROOKDALE PALMER RANCH	1	407	57	12%	465
Darcy Hall Of Life Care		451	13	3%	464
ELLENTON PEDIATRICS		445	19	4%	464
KINDRED HOSPITAL	10	432	21	5%	463
ASSOCIATESMD MEDICAL GROUP INC		394	69	15%	463
Santa Rosa Center for Rehabilitation and Healing		392	71	15%	463
PLANT CITY PEDIATRICS	1	369	92	20%	462
THE PALACE MANAGEMENT - THE PALACE AT CORAL GABLES		458	3	1%	461
CLERMONT HEALTH AND REHABILITATION CENTER		428	32	7%	460
Parkview Rehabilitation Center at Winter Park		448	10	2%	458
PINES OF SARASOTA		449	9	2%	458
Life Care Center of Punta Gorda	1	441	15	3%	457
JAMES A HALEY VETERANS HOSPITAL			457	100%	457
UNIVERSITY OF TAMPA STUDENT HEALTH AND SHC CLINICAL LABORATORY		289	168	37%	457
CLARIDGE HOUSE NURSING CENTER		437	18	4%	455
SOLARIS HEALTHCARE MERRITT ISLAND		406	49	11%	455
EMERALD COAST PEDIATRICS & ADOL		391	63	14%	454
THE SPRINGS AT BOCA CIEGA BAY		443	11	2%	454
ENCOMPASS HEALTH REHABILITATION HOSPITAL OF SUNRISE	8	439	7	2%	454
AMEERAH LABS, LLC	2	368	84	19%	454
BROOKSVILLE HEALTHCARE CENTER LLC		439	13	3%	452

COVID-19: testing by laboratory

Data through Apr 19, 2021 verified as of Apr 20, 2021 at 09:25 AM

Data in this report are provisional and subject to change.

The numbers in the table below represent the number of Florida and non-Florida residents for whom test results were received by the Department of Health. A person can be tested by more than one laboratory and can have both positive and negative results. **Therefore, the sum of the numbers in each column will be larger than the total number of people tested.**

Reporting lab	Inconclusive	Negative	Positive	Percent positive	Total
THE VILLAGES REGIONAL HOSPITAL FREESTANDING		407	44	10%	451
HEALTHY STEPS PEDIATRICS		402	47	10%	449
LA MER NH LLC☐		442	6	1%	448
FAMILY EXPRESS URGENT CARE		5	443	99%	448
DIAMOND RIDGE HEALTH AND REHABILITATION CENTER		424	22	5%	446
PENSACOLA PEDIATRICS MILTON		388	58	13%	446
SMA SPECIALTY MEDICAL LAB		120	326	73%	446
AMBULATORY SURGERY CENTER OF BOCA RATON LTD		442	4	1%	446
WHITE-WILSON MEDICAL CENTER - NICEVILLE		396	49	11%	445
SOLARIS HEALTHCARE BAYONET POINT		424	19	4%	443
EMERITUS AT NAPLES	2	439	1	0%	442
Manatee Springs Rehabilitation and Nursing Center		422	20	5%	442
UNIVERSITY OF CENTRAL FLORIDA HEALTH SERVICES		427	14	3%	441
ROLLINS COLLEGE WELLNESS CENTER		130	311	71%	441
ST ANDREWS BAY SKILLED NURSING &		379	61	14%	440
Bardmoor Oaks Healthcare and Rehabilitation Center		422	14	3%	436
PRO HEALTH		188	248	57%	436
TREASURE COAST COMMUNITY HEALTH	3	359	73	17%	435
BROOKDALE LAKE TAVARES		429	6	1%	435
HEALTHWORKS MED GROUP OF FLORIDA PA	3	423	9	2%	435
FAMILY CARE PARTNERS OF NORTHEAST FLORIDA LLC		358	77	18%	435
PALM GARDEN OF WEST PALM BEACH☐	4	415	15	3%	434
INDIAN RIVER CTR, LLC		382	52	12%	434
WATERMARK LAKE POINTE WOODS LLC		415	18	4%	433
APP-UNIPATH, LLC	2	416	15	3%	433
ABBOTT DIAGNOSTICS		409	24	6%	433
ORLANDO ORTHOPAEDIC OUTPATIENT SURGERY CENTER LLC		428	4	1%	432
OKEECHOBEE COUNTY HEALTH DEPT	1	311	119	28%	431
AVECINA MEDICAL JULINGTON	1	240	189	44%	430
FLORIDA DEPT OF HEALTH IN BREVARD COUNTY	3	364	63	15%	430
MANORCARE HEALTH SERVICES - VENICE		373	56	13%	429
AYERS HEALTH & REHABILITATION CENTER		421	7	2%	428
ORCHARD PARK HEALTH & REHABILITATION		421	6	1%	427
ST PETERSBURG PEDIATRICS-PARK BLVD		384	42	10%	426
Destin Healthcare and Rehabilitation Center	1	385	40	9%	426
Heartland Healthcare of Ft. Myers	1	423	2	0%	426
TUSKAWILLA NURSING AND REHAB CENTER	2	415	7	2%	424
Bayside Care Center	1	403	20	5%	424
FLORIDA DEPARTMENT OF HEALTH IN LIBERTY COUNTY	3	324	97	23%	424
FLORIDA STATE HOSPITAL CLINICAL LABORATORY		420	3	1%	423
University Crossing		421	2	0%	423
VILLAGE DOCTORS OF KEYSTONE		338	85	20%	423
LEHIGH REGIONAL MEDICAL CENTER LAB	2	372	47	11%	421
GARCIA CLINICAL LABORATORY		28	392	93%	420
SEASIDE HEALTH AND REHABILITATION CENTER		361	58	14%	419
MIDWAY SPECIALTY CARE CENTER	3	302	114	27%	419
ST PETERSBURG PEDIATRICS-SEMINOLE BLVD		346	71	17%	417

COVID-19: testing by laboratory

Data through Apr 19, 2021 verified as of Apr 20, 2021 at 09:25 AM

Data in this report are provisional and subject to change.

The numbers in the table below represent the number of Florida and non-Florida residents for whom test results were received by the Department of Health. A person can be tested by more than one laboratory and can have both positive and negative results. **Therefore, the sum of the numbers in each column will be larger than the total number of people tested.**

Reporting lab	Inconclusive	Negative	Positive	Percent positive	Total
BLOUNTSTOWN REHABILITATION CENTER LLC		310	106	25%	416
AVANTE AT OCALA INC	2	381	31	7%	414
AZALEA TRACE PHYSICIAN SERVICES		409	5	1%	414
Timberridge Center for Rehabilitation and Healing		378	35	8%	413
FLORIDA DEPARTMENT OF HEALTH		361	52	13%	413
PALMS OF SEBRING		375	37	9%	412
MANOR CARE OF BOYNTON BEACH LLC		388	24	6%	412
Life Care Center of Ocala		342	69	17%	411
LIFE CARE CENTER OF WINTER HAVEN		392	18	4%	410
MINUTECLINIC LLC #3671		366	44	11%	410
SAMANTHA WILSON CARE CENTER	4	394	11	3%	409
DIAGNOSTIC & CLINICAL CARE SERVICES INC DBA		326	82	20%	408
HOLISTIX TREATMENT CENTERS		398	10	2%	408
LIFE CARE PONTE VEDRA INC		396	12	3%	408
PruittHealth Panama City	1	343	64	16%	408
TIDE LABORATORIES		362	45	11%	407
BRIDGEWATER PARK HEALTH AND REHAB		374	32	8%	406
SUNLAND MARIANNA COX MEDICAL CENTER		363	43	11%	406
ONESTOP MEDICAL AND URGENT CARE LLC		354	51	13%	405
ATLANTIC SHORES NURSING AND REHAB CENTER	1	393	10	2%	404
TRI-COUNTY NURSING AND REHABILITATION CENTER INC		389	15	4%	404
BOULEVARD REHABILITATION CENTER		388	15	4%	403
ORCHARD RIDGE CARE AND REHABILITATION CENTER		383	19	5%	402
NATIONS BEST FAMILY HEALTH CARE		220	181	45%	401
HEALTH CENTRAL PARK		333	67	17%	400
LIFE HOPE LABS, LLC		389	10	3%	399
HCSO OCCUPATIONAL HEALTH AND WELLNESS CENTER		321	78	20%	399
MEDFAST URGENT CARE CENTER		167	231	58%	398
ADVENTHEALTH EXPRESS CARE AT		326	72	18%	398
WALGREENS 3173		361	37	9%	398
FLORIDA HEART & VASCULAR MULTISPECIALTY GROUP PA		294	102	26%	396
UR MEDICINE LABS- CENTRAL LABORATORY		371	25	6%	396
ELMCROFT PINECREST	1	367	27	7%	395
HARDEE COUNTY HEALTH DEPARTMENT		319	76	19%	395
MINI ER AND URGENT CARE		289	105	27%	394
TAMARAC REHABILITATION & HEALTH CENTER		387	5	1%	392
SABAL DIRECT PRIMARY CARE, PA		323	68	17%	391
SUN COUNTRY PEDIATRICS PLLC	9	347	35	9%	391
Coastal Health and Rehabilitation Center		380	11	3%	391
BHA TITUSVILLE CLINIC		363	27	7%	390
BARBER		13	376	97%	389
PEDIATRIC HEALTH CARE ALLIANCE, PA		345	42	11%	387
LORI MCAULIFFE MD PA		345	42	11%	387
Bay Breeze Senior Living and Rehabilitation Center		333	53	14%	386
BAY VILLAGE OF SARASOTA INC		382	3	1%	385
SPECIALTY HEALTH AND REHABILITATION CENTER		360	25	6%	385
Stacey Health Care Centers Inc. dba Riverside Care Center		355	30	8%	385

COVID-19: testing by laboratory

Data through Apr 19, 2021 verified as of Apr 20, 2021 at 09:25 AM

Data in this report are provisional and subject to change.

The numbers in the table below represent the number of Florida and non-Florida residents for whom test results were received by the Department of Health. A person can be tested by more than one laboratory and can have both positive and negative results. **Therefore, the sum of the numbers in each column will be larger than the total number of people tested.**

Reporting lab	Inconclusive	Negative	Positive	Percent positive	Total
EMED LABS, LLC	3	366	15	4%	384
OCEAN VIEW NURSING AND REHAB CENTER		362	22	6%	384
BAPTIST PRIMARY CARE INC	1	355	27	7%	383
PALM BEACH PEDIATRICS PA	2	332	49	13%	383
ROSEWOOD HEALTH AND REHABILITATION CENTER		358	25	7%	383
PENSACOLA PEDIATRICS, PA		365	17	4%	382
BROOKDALE PADDOCK HILLS	2	378	2	1%	382
SEA BREEZE REHAB AND NURSING CENTER		372	9	2%	381
SERENADES IN THE VILLAGES		328	53	14%	381
HEALTH PARK CARE CENTER		373	7	2%	380
BARTON HEALTH ALLIANCE	3	331	45	12%	379
ACCESS MEDICAL CENTER	1	344	33	9%	378
CHEEK AND SCOTT DRUGS INC		312	66	17%	378
AVANTE AT MT DORA		369	8	2%	377
WIMAUMA COMMUNITY HEALTH CENTER		314	63	17%	377
SIGNATURE HEALTHCARE OF NORTH FLORIDA		373	4	1%	377
HARDEE MANOR HEALTH CARE CENTER	1	373	3	1%	377
BAYA PHARMACY WEST		8	368	98%	376
METROPOLITAN HOSPITAL CENTER		369	7	2%	376
FAIR HAVENS CENTER, OPCO		368	7	2%	375
EXCEL PEDIATRICS		317	57	15%	374
MADISON FACILITY INC		367	7	2%	374
HENDRY REGIONAL MEDICAL CENTER		107	266	71%	373
INNOVATIVE GENOMICS, LLC	2	334	36	10%	372
URGENT CARE BETHESDA	1	318	52	14%	371
MACDILL AIR FORCE BASE		330	41	11%	371
24/7 PEDIATRIC CARE CENTERS INC		350	21	6%	371
Vi at Lakeside Village Skilled Nursing		355	15	4%	370
BAYSHORE DIAGNOSTICS		326	44	12%	370
VILLAGE DOCTORS FAMILY MEDICAL CENTER OF		305	65	18%	370
RITECARE MEDICAL CENTER		283	87	24%	370
INFORM DIAGNOSTICS		361	9	2%	370
CORAL TRACE HEALTH CARE	2	362	5	1%	369
solaris Healthcare Parkway	2	350	17	5%	369
SPRINGTREE REHAB & HEALTH CARE CENTER		345	24	7%	369
ADVENT HEALTH - TAMPA		148	221	60%	369
VETERANS AFFAIRS MEDICAL CENTER - LAKE CITY		52	316	86%	368
ARCPOINT LABS OF SARASOTA MANATEE		285	83	23%	368
TRENTON MEDICAL CENTER INC DBA PALMS MEDICAL GROUP	4	270	93	25%	367
EPWORTH VILLAGE RETIREMENT COMMUNITY		361	6	2%	367
Life Care Center at Inverrary		356	10	3%	366
SANFORD LABORATORIES		333	32	9%	365
COLOR GENOMICS, INC.	2	356	6	2%	364
BODYK		353	10	3%	363
Palmetto Subacute Care Center		350	11	3%	361
FL HUD DESTIN, LLC D/B/A GRAND BOULEVARD HEALTH		321	39	11%	360
Solaris HealthCare Imperial		351	8	2%	359

COVID-19: testing by laboratory

Data through Apr 19, 2021 verified as of Apr 20, 2021 at 09:25 AM

Data in this report are provisional and subject to change.

The numbers in the table below represent the number of Florida and non-Florida residents for whom test results were received by the Department of Health. A person can be tested by more than one laboratory and can have both positive and negative results. **Therefore, the sum of the numbers in each column will be larger than the total number of people tested.**

Reporting lab	Inconclusive	Negative	Positive	Percent positive	Total
JACKSONVILLE KIDS PEDIATRICS, PLLC		323	35	10%	358
HAINES CITY REHABILITATION AND NURSING CENTER		334	24	7%	358
LASER & SURGERY CENTER OF THE PALM BEACHES□		355	2	1%	357
PARTICLE THEORY LABS		333	23	6%	356
LAKE EUSTIS HEALTH AND REHABILITATION CENTER		348	8	2%	356
Solaris Healthcare Coconut Creek		350	6	2%	356
AVANTE AT LEESBURG INC		350	5	1%	355
ELMHURST HOSPITAL CENTER	1	324	30	8%	355
HOLIDAY CVS LLC DBA CVS/PHARMACY #0440		338	16	5%	354
ST CATHERINE'S WEST REHABILITATION HOSPITAL		341	13	4%	354
KISSIMMEE FACILITY OPERATIONS LLC		330	24	7%	354
MY HEALTHY BLUEPRINT BY BAPTIST HEALTH CARE		297	57	16%	354
Marshall Health and Rehabilitation Center		304	49	14%	353
MY CLINICAL LAB		223	129	37%	352
ESTERO ISLAND MEDICAL CENTER		279	73	21%	352
VILLAGE AT VIENNA SQUARE,THE□	6	329	17	5%	352
CORAL BAY HEALTHCARE AND REHABILITATION	1	338	12	3%	351
COMMUNITY HEALTH AND REHABILITATION CENTER		287	63	18%	350
FOUNTAIN INN NURSING & REHABILITATION CTR, INC		344	6	2%	350
GEORGIA PUBLIC HEALTH LABORATORY		323	26	7%	349
BEAR CREEK NURSING CENTER		343	5	1%	348
HEALTH DESIGNS		332	14	4%	346
SELECT REFERENCE LABORATORIES, LLC	1	333	12	3%	346
USAFSAM/PHE		175	170	49%	345
The Care Center at Pinellas Park	1	333	11	3%	345
ADVANCED AMBULATORY SURGERY CENTER		332	13	4%	345
TAVARES PEDIATRICS		292	52	15%	344
FLORIDA HEALTH CARE PLANS			344	100%	344
FAMILY CARE PARTNERS OF NE FLORIDA LLC		269	74	22%	343
BAPTIST HEALTH SOUTH FLORIDA - WEST BOCA URGENT CARE		281	62	18%	343
ADVENT HEALTH CENTRA CARE - PALM COAST		80	262	77%	342
Solaris Healthcare Lake Bennet		304	37	11%	341
ARGO SENIOR LIVING AT HAVERHILL		320	21	6%	341
RIVERS FAMILY MEDICINE PA		259	82	24%	341
MANOR CARE OF NAPLES FL LLC		336	4	1%	340
PALMS REHABILITATION AND HEALTHCARE CENTER		302	38	11%	340
CRONOS CLINICAL LABORATORY	22	227	91	27%	340
FLETCHER HEALTH AND REHABILITATION CENTER		338	2	1%	340
SOUTHWEST ORLANDO FAMILY MEDICINE, PL		281	58	17%	339
KEY WEST HEALTH AND REHAB	1	329	8	2%	338
MEDICAL CENTER AT OCEAN REEF,THE		321	17	5%	338
The Grove Health and Rehabilitation		314	24	7%	338
AVENTURA REHAB AND NURSING CENTER		321	16	5%	337
FRICKS PHARMACY		273	63	19%	336
RENAISSANCE AT THE TERRACES		332	3	1%	335
DEPARTMENT OF HEALTH BUREAU OF FAMILY		328	7	2%	335
NORTH PINELLAS STATMED QUICK QUALITY CLINICS		236	97	29%	333

COVID-19: testing by laboratory

Data through Apr 19, 2021 verified as of Apr 20, 2021 at 09:25 AM

Data in this report are provisional and subject to change.

The numbers in the table below represent the number of Florida and non-Florida residents for whom test results were received by the Department of Health. A person can be tested by more than one laboratory and can have both positive and negative results. **Therefore, the sum of the numbers in each column will be larger than the total number of people tested.**

Reporting lab	Inconclusive	Negative	Positive	Percent positive	Total
HOLLEY NAVARRE MEDICAL CLINIC		254	79	24%	333
BAPTIST HEALTH URGENT CARE AT PLANTATION		274	58	17%	332
JACKSON PLAZA NURSING & REHAB CENTER	6	317	9	3%	332
DELTONA HEALTH CARE		307	24	7%	331
REGENTS PARK OF BOCA RATON□		327	4	1%	331
VILLAGE PLACE NH LLC□		300	31	9%	331
KENNEDY PAIN CLINIC GROUP LLC		297	34	10%	331
Life Care Center at Wells Crossing		309	21	6%	330
Concordia Village of Tampa AL		325	5	2%	330
Avante at St Cloud, Inc.		320	10	3%	330
LabCorp (Non-Interfaced)	2	128	200	61%	330
HOSPICE OF LAKE & SUMTER INC	1	321	8	2%	330
PHYSICIANS REGIONAL WALK-IN		195	133	41%	328
RULEME CENTER	2	295	30	9%	327
AMERICAN FINNISH NURSING HOME	2	316	8	2%	326
GOOD SAMARITAN SOCIETY-DAYTONA		305	21	6%	326
LUIS A GHIGLINO MD PA		315	11	3%	326
SILVER CREEK SENIOR LIVING COMMUNITY		321	5	2%	326
Avante at Inverness		323	3	1%	326
AVON PARK PEDIATRICS INC	3	288	34	10%	325
PIONEER CLINICAL LAB, LLC		212	113	35%	325
MANORCARE AT LELY PALMS		319	5	2%	324
PEACHTREE IMMEDIATE CARE		264	60	19%	324
ROSEN MEDICAL CENTER		282	42	13%	324
WESTCHESTER GARDENS LIMITED PARTNERSHIP		314	9	3%	323
ST LUCIE EMPLOYEE HEALTH & WELLNESS CENTER		314	9	3%	323
LODGE HEALTH AND REHABILITATION CENTER, THE		290	33	10%	323
REHABILITATION CENTER OF LAKE CITY, THE		294	28	9%	322
DAYTONA BEACH HEALTH AND REHAB CENTER		320	2	1%	322
Surrey Place Healthcare and Rehabilitation		320	2	1%	322
MACCLENNY NURSING AND REHAB		304	18	6%	322
SIGNATURE HEALTHCARE AT THE COURTYARD		274	47	15%	321
POMPANO REHABILITATION AND NURSING CTR		319	1	0%	320
CITY OF PORT SAINT LUCIE		296	24	8%	320
ST JAMES HEALTH AND REHABILITATION CENTER		232	87	27%	319
ST JUDE CHILDREN'S RESEARCH HOSPITAL		304	15	5%	319
PruittHealth Santa Rosa		225	94	29%	319
AVELLINO LAB USA, INC	1	304	13	4%	318
BIOCEPT		296	22	7%	318
FLORIDA KEYS PEDIATRICS & ADOLESCENT CENTER		298	18	6%	316
EDGEWATER AT WATERMAN VILLAGE,THE		300	16	5%	316
CRYSTAL RIVER HEALTH & REHAB		313	3	1%	316
JACKSONVILLE VA UNIVERSITY OPC	4	303	9	3%	316
Life Care Center of Sarasota		302	13	4%	315
ACCURATE DIAGNOSTIC LABS, INC		297	18	6%	315
BAY COUNTY SHERIFFS OFFICE JAIL FACILITY		262	53	17%	315
LUTHERAN HAVEN		306	9	3%	315

COVID-19: testing by laboratory

Data through Apr 19, 2021 verified as of Apr 20, 2021 at 09:25 AM

Data in this report are provisional and subject to change.

The numbers in the table below represent the number of Florida and non-Florida residents for whom test results were received by the Department of Health. A person can be tested by more than one laboratory and can have both positive and negative results. **Therefore, the sum of the numbers in each column will be larger than the total number of people tested.**

Reporting lab	Inconclusive	Negative	Positive	Percent positive	Total
HUNT CLUB PEDIATRIC ASSOCIATES, P.A.		269	45	14%	314
HEATHER HILL HEALTHCARE CENTER		268	46	15%	314
MEDEXPRESS LUTZ		3	311	99%	314
GENESIS MEDICAL LABORATORY MIAMI FL.		83	230	73%	313
ST JOSEPH'S HOSPITAL LABORATORY		1	310	100%	311
MARION AND BERNARD L SAMSON NURSING CENTER		307	4	1%	311
TALLAHASSEE NHHI LLC	1	282	27	9%	310
HOMESTEAD MANOR	2	267	41	13%	310
SUNCOAST URGENT CARE		233	76	25%	309
CENTERSTONE OF FLORIDA☐		281	26	8%	307
TIERRA PINES CENTER		294	13	4%	307
OSPREY LODGE		248	59	19%	307
Avante at Orlando	1	298	6	2%	305
LAKELAND REGIONAL HEALTH SYSTEMS INC		39	266	87%	305
STATMED QUICK QUALITY CLINIC AT NORTH PINELLAS		66	239	78%	305
CLARE BRIDGE ORMOND BEACH	1	303			304
CROSS POINTE CARE CENTER	2	293	6	2%	301
SILVERCREST HEALTH AND REHABILITATION CENTER	3	290	8	3%	301
ARCPOINT LABS OF ST PETERSBURG		209	91	30%	300
CONSULATE HEALTH CARE OF SAFETY HARBOR		292	7	2%	299
PERSONALIZED GENETIC TESTING	3	196	100	33%	299
BOCA BIOLISTICS REFERENCE LABORATORY	2	185	112	37%	299
ELLENTON PEDIATRICS PA		280	18	6%	298
BUENA VISTA URGENT CARE		264	34	11%	298
AFTER HOURS PEDIATRICS INC	1	1	295	99%	297
BROOKDALE DESTIN		284	12	4%	296
LAKE PARK OF MADISON		285	11	4%	296
SARAPATH DIAGNOSTICS		170	126	43%	296
LONGWOOD FAMILY PRACTICE		226	69	23%	295
Chatsworth at PGA National, LLC		281	13	4%	294
BAYA POINTE NURSING AND REHABILITATION		211	83	28%	294
NORTHWEST MEDICAL CENTER CLINICAL LABORATORY		175	118	40%	293
CYPRESS COVE		286	6	2%	292
PONTE VEDRA GARDENS		290	1	0%	291
Sunset Point Center		287	4	1%	291
BIOIQ		243	48	16%	291
FLORIDA ATLANTIC UNIVERSITY STUDENT HEALTH		240	51	18%	291
WHITE WILSON MEDICAL IMMEDIATE CARE NICEVILLE		66	225	77%	291
CONCIMED LLC		260	30	10%	290
DOCTORS MEMORIAL HOSPITAL		158	131	45%	289
AMERICAN HEALTH ASSOCIATES INC	1	270	18	6%	289
AUBURN UNIVERSITY MEDICAL CLINIC		227	62	21%	289
STERLING HOUSE OF DELAND		288	1	0%	289
PALM GARDEN OF GAINESVILLE	2	285	2	1%	289
renaissance health and rehabilitation center		266	22	8%	288
West Melbourne Health and Rehabilitation Center		287	1	0%	288
USA HEALTH UNIVERSITY HOSPITAL CLINICAL LABORATORY	1	277	10	3%	288

COVID-19: testing by laboratory

Data through Apr 19, 2021 verified as of Apr 20, 2021 at 09:25 AM

Data in this report are provisional and subject to change.

The numbers in the table below represent the number of Florida and non-Florida residents for whom test results were received by the Department of Health. A person can be tested by more than one laboratory and can have both positive and negative results. **Therefore, the sum of the numbers in each column will be larger than the total number of people tested.**

Reporting lab	Inconclusive	Negative	Positive	Percent positive	Total
HAVEN OF OUR LADY OF PEACE INC		279	8	3%	287
EAST RIDGE RETIREMENT VILLAGE		285	2	1%	287
ARBOR FACILITY INC		283	3	1%	286
WESTWOOD HEALTHCARE SNF		240	46	16%	286
DE LUNA HEALTH AND REHABILITATION CENTER		263	23	8%	286
W FRANK WELLS NURSING HOME		257	29	10%	286
RIVERWOOD HEALTH NH LLC		246	39	14%	285
CHIPOLA HEALTH AND REHAB		266	18	6%	284
AURORA DIAGNOSTICS BERNHARDT LABORATORIES PATHOLOGY SERVICE		190	93	33%	283
DAVID SCOTT MADWAR MD PA□		254	29	10%	283
Solaris Senior Living North Naples ALF		274	9	3%	283
220 GOLDEN, LLC	1	266	16	6%	283
PROTEUS MOLECULAR AND CLINICAL LAB	1	169	112	40%	282
NAIA		280	1	0%	281
LAKESIDE NEUROLOGIC		269	12	4%	281
PAVILION FOR HEALTHCARE, THE		278	3	1%	281
ARDEN COURTS OF TAMPA□	2	273	5	2%	280
CONEY ISLAND HOSPITAL	1	269	10	4%	280
Terrace Health and Rehab		276	4	1%	280
CHIPOLA MEDICAL ASSOCIATES, LLC		202	76	27%	278
VETERANS AFFAIRS MEDICAL CENTER - MIAMI		2	275	99%	277
JACKSONVILLE UNIVERSITY	1	262	14	5%	277
Rehabilitation Center for Park Place LLC		266	11	4%	277
PRUITT HEALTH-SANTA ROSA		275	2	1%	277
Crossbreeze care center	1	274	2	1%	277
HARBOURWOOD	1	272	4	1%	277
VILLAGES REGIONAL HOSPITAL SURGERY CENTER LLC, THE		218	58	21%	276
JUPITER MEDICAL CENTER URGENT CARE - STUART		210	66	24%	276
BRENTWOOD RETIREMENT COMMUNITY	5	238	32	12%	275
MEDICATION ROOMS-CSU/CI NURSE STATION	1	261	13	5%	275
NASSAU COUNTY JAIL		229	45	16%	274
AMERICAN RESEARCH LABS		249	25	9%	274
Chatham Glen Healthcare and Rehabilitation Center		266	8	3%	274
Glades West Rehabilitation and Nursing Center		266	8	3%	274
WILLISTON PEDIATRICS PA	1	236	36	13%	273
GENETIC TECHNOLOGICAL INNOVATIONS, LLC		260	13	5%	273
HOLISTIC PEDIATRICS GROUP LLC		250	22	8%	272
FIRST CHOICE PRIMARY CARE		216	56	21%	272
HIGHLANDS URGENT CARE			271	100%	271
SANDY PINES	2	226	43	16%	271
FIRST CHOICE PEDIATRICS INC		241	29	11%	270
PBC FIREFIGHTER BENEFIT FUND WELLNESS CENTER		225	45	17%	270
BROWARD NURSING & REHABILITATION CTR	8	248	14	5%	270
MIDWAY PRIMARY CARE, LLC	11	173	86	32%	270
ENCOMPASS HEALTH REHABILITATION OF SEA PINES		269	1	0%	270
PREMIER PLACE AT THE GLENVIEW		261	9	3%	270
FAMILY MEDICAL CARE OF PALM BEACH		190	79	29%	269

COVID-19: testing by laboratory

Data through Apr 19, 2021 verified as of Apr 20, 2021 at 09:25 AM

Data in this report are provisional and subject to change.

The numbers in the table below represent the number of Florida and non-Florida residents for whom test results were received by the Department of Health. A person can be tested by more than one laboratory and can have both positive and negative results. **Therefore, the sum of the numbers in each column will be larger than the total number of people tested.**

Reporting lab	Inconclusive	Negative	Positive	Percent positive	Total
ADVENT HEALTH CARE CENTER	9	246	14	5%	269
APOLLO HEALTH & REHABILITATION		262	7	3%	269
LAKE VIEW CARE CENTER AT DELRAY		263	6	2%	269
ADVENT HEALTH CENTRA CARE - ORMOND BEACH		113	155	58%	268
AMELIA MEDICAL CARE		113	155	58%	268
ATLANTIC URGENT CARE		186	81	30%	267
ST MARK VILLAGE	1	261	5	2%	267
WASHINGTON REHAB AND NURSING		257	10	4%	267
DOS OF NORTH SHORES NURSING & REHAB CENTER		267			267
JUPITER MEDICAL CENTER URGENT CENTER		220	47	18%	267
BOND CLINIC, PA		195	70	26%	265
THE PLAYERS CHAMPIONSHIP		265			265
SERANADES BY SONATA WEST ORANGE		236	29	11%	265
ST VINCENT'S AMBULATORY CARE INC DBA	2	227	34	13%	263
Cross Gardens Care Center		262	1	0%	263
HEARTLAND PEDIATRICS OF LAKE PLACID PA	1	229	32	12%	262
CLIFFORD CHESTER SIMS VA NURSING HOME		251	9	3%	260
NADAL PEDIATRICS		217	43	17%	260
WALGREENS 10670		226	34	13%	260
BRADEN RIVER REHABILITATION CENTER LLC		258	2	1%	260
PROFESSIONAL URGENT CARE SERVICES		210	50	19%	260
CONSULATE HEALTHCARE OF KISSIMMEE		247	12	5%	259
ALLIANCE PEDIATRICS PA		253	6	2%	259
NORTH FLORIDA PEDIATRICS - MARIANNA		219	40	15%	259
FLORIDA WOMAN CARE LABORATORY LLC		232	26	10%	258
AZALEA TRACE		245	13	5%	258
FARAH MEDICAL		243	15	6%	258
ADVENT HEALTH - ORLANDO		195	63	24%	258
FORT MYERS REHABILITATION AND NURSING CENTER		231	26	10%	257
SURREY PLACE CARE CENTER		249	7	3%	256
MARTIN MEMORIAL MEDICAL CENTER LAB		128	128	50%	256
TERRACES OF LAKE WORTH CARE CENTER□		244	12	5%	256
MIAMI JEWISH HEALTH SYSTEMS, INC	4	242	10	4%	256
SHC College Park		253	2	1%	255
SIGNATURE HEALTHCARE OF ORANGE PARK		250	4	2%	254
LAKEVIEW INTERNAL MEDICINE		192	62	24%	254
PHYSICIANS PRIMARY CARE OF SOUTHWEST FLORIDA	1	236	17	7%	254
SHELL POINT VILLAGE MEDICAL CENTER		246	7	3%	253
AVANTE AT ORMOND BEACH INC		247	6	2%	253
BAYVIEW CENTER		247	5	2%	252
KR at Hillsborough Lakes/Lutz Healthcare		242	10	4%	252
HOSPICE OF ST FRANCIS INC□		244	7	3%	251
STUART - FAIRGROUNDS		219	32	13%	251
SEAVIEW NURSING AND REHABILITATION CENTER		240	10	4%	250
FELLOWSHIP HOME AT THE FAIRWAY LLC		243	7	3%	250
BUREAU OF CLINICAL LABORATORIES		209	41	16%	250
FLORIDA CLINICAL LABORATORY-BIOREFERENCE LABORATORIES		99	151	60%	250

COVID-19: testing by laboratory

Data through Apr 19, 2021 verified as of Apr 20, 2021 at 09:25 AM

Data in this report are provisional and subject to change.

The numbers in the table below represent the number of Florida and non-Florida residents for whom test results were received by the Department of Health. A person can be tested by more than one laboratory and can have both positive and negative results. **Therefore, the sum of the numbers in each column will be larger than the total number of people tested.**

Reporting lab	Inconclusive	Negative	Positive	Percent positive	Total
LIFE BRITE		233	17	7%	250
UCC - WELLINGTON		3	245	99%	248
CARRINGTON PLACE OF ST PETE LLC		242	6	2%	248
VI AT BENTLEY VILLAGE HOME CARE		247	1	0%	248
HCTB INC		202	46	19%	248
Jacaranda Manor		245	2	1%	247
ADVENTHEALTH EXPRESS CARE AT WESLEY CH		218	29	12%	247
PEDIATRICS IN BREVARD PA- ROCKLEDGE		206	41	17%	247
Heritage Healthcare at Tallahassee		239	7	3%	246
Consulate Health Care of St. Petersburg		239	7	3%	246
AVECINA MOBILE		121	125	51%	246
D PEDIATRICS		224	21	9%	245
ROSEWOOD HEALTHCARE & REHABILITATION CENTER		239	6	2%	245
ST AUGUSTINE HEALTH & REHAB CENTER		244	1	0%	245
HOMESTEAD VILLAGE		234	11	4%	245
RAPID RELIABLE TESTING NY LLC		233	12	5%	245
MIAMI CEREBRAL PALSY RESIDENTIAL		243	1	0%	244
MALABAR/ADVENT CENTRA CARE		48	196	80%	244
MARTIN ACQUISITION 1 LLC DBA		230	14	6%	244
Orchid Cove at Sarasota		242	1	0%	243
PALMS FACILITY INC		228	15	6%	243
VETERANS AFFAIRS ORLANDO VA MEDICAL CENTER			243	100%	243
EVENT MED SERVICES LABORATORY		238	5	2%	243
COLLIER PHARMACY		195	48	20%	243
WHITE WILSON MEDICAL CENTER IMMEDIATE CARE		135	108	44%	243
TGH		1	241	100%	242
QUICK CARE MED LLC	1	185	56	23%	242
ARCHER HEALTH VENTURES, LLC		217	25	10%	242
LEESBURG PEDIATRICS		205	36	15%	241
EDGEWOOD NURSING CENTER		231	10	4%	241
MILLENNIUM PHYSICIAN GROUP LLC		209	32	13%	241
GOOD SAMARITAN CARES		236	5	2%	241
CCS - JOSEPH V CONTE		239	2	1%	241
AMERICAN HOUSE SENIOR LIVING		189	51	21%	240
SOUTHLAND SUITES OF ORMOND BEACH	4	236			240
CLARE BRIDGE OF SARASOTA		238	2	1%	240
STAR CARE		202	38	16%	240
STERLING HOUSE OF WINTER HAVEN		237	3	1%	240
PALM GARDEN OF AVENTURA		236	4	2%	240
IMA MEDICAL GROUP		166	73	31%	239
ORANGE COUNTY HEALTH DEPT		228	11	5%	239
OAKBROOK HEALTH AND REHABILITATION CENTER	1	224	14	6%	239
AMERICAN ESOTERIC LAB-BIRMINGHAM		234	4	2%	238
REGENTS PARK AT AVENTURA		222	15	6%	237
TRUE NORTH HEALTH NAVIGATION LLC DBA DISPATCHHEALTH	1	197	39	16%	237
Flagler Health and Rehabilitation		234	3	1%	237
ST ANTHONYS REHABILITATION HOSPITAL	9	225	2	1%	236

COVID-19: testing by laboratory

Data through Apr 19, 2021 verified as of Apr 20, 2021 at 09:25 AM

Data in this report are provisional and subject to change.

The numbers in the table below represent the number of Florida and non-Florida residents for whom test results were received by the Department of Health. A person can be tested by more than one laboratory and can have both positive and negative results. **Therefore, the sum of the numbers in each column will be larger than the total number of people tested.**

Reporting lab	Inconclusive	Negative	Positive	Percent positive	Total
PADDOCK RIDGE		232	3	1%	235
OAK HAMMOCK AT THE UNIVERSITY OF FLORIDA		229	6	3%	235
BAY TREE CARE AND REHABILITATION CENTER		197	38	16%	235
NAPHCARE, INC AT MANATEE COUNTY JAIL		209	26	11%	235
SAMIR EBEID MD		211	23	10%	234
GUEST HOUSE OCALA, THE		225	9	4%	234
LAKE SIDE HEALTH CENTER		234			234
Sunnyside Nursing Home		230	3	1%	233
LCS SANDHILL COVE LLC DBA	6	217	9	4%	232
MANDARIN PEDIATRICS		210	22	9%	232
Lake Port Square Health Center		215	17	7%	232
SOLARIS SENIOR LIVING VERO BEACH		223	8	3%	231
Signature healthcare of Jacksonville		226	5	2%	231
SPRINGS AT LAKE POINTE WOODS		229	2	1%	231
FLORIDA HEALTH CARE PLAN INC		2	229	99%	231
ManorCare Health Services-Palm Harbor	1	229	1	0%	231
LYNN HAVEN SPORTS COMPLEX-WALKON CLINIC		21	209	91%	230
PINELLAS CARE CENTER		195	35	15%	230
THE RESIDENCE AT TIMBER PINES	4	201	25	11%	230
Avante at Lake Worth, Inc.		227	3	1%	230
ASCENSION MEDICAL GROUP		5	223	98%	228
MORSELIFE MEMORY CARE RESIDENCE		219	9	4%	228
CHILDREN MED CARE INC		195	33	14%	228
FORT PIERCE HEALTH CARE		220	7	3%	227
Lakewood Nursing Center		198	29	13%	227
KINDRED HOSPITAL THE PALM BEACHES		221	5	2%	226
PARKS HEALTHCARE & REHABILITATION CTR	4	211	11	5%	226
NSPIRE HEALTHCARE LAUDERHILL		219	6	3%	225
BARTRAM CROSSING		225			225
NORTH FLORIDA PEDIATRICS PA - DUVAL		196	29	13%	225
DISCOVERY VILLAGE AT MELBOURNE		197	27	12%	224
ADVENT HEALTH - LAKE NONA		193	31	14%	224
ARDEN COURTS OF FORT MYERS		217	7	3%	224
ADVANCED MEDICAL GROUP		1	223	100%	224
PATHWAY PHARMACY		186	38	17%	224
life Care Center of Melbourne		206	17	8%	223
WIREGRASS DIRECT PRIMARY CARE PLLC		190	33	15%	223
INN AT ASTON GARDENS, THE		215	8	4%	223
LEHIGH VALLEY GENOMICS			223	100%	223
CONSULATE HEALTH CARE OF MELBOURNE		218	5	2%	223
BORLAND GROOVER CLINIC	1	184	37	17%	222
CORAL REEF NURSING & REHABILITATION CENTER		214	8	4%	222
CCS - PAUL REIN DETENTION FACILITY		156	66	30%	222
PINNACLES PEDS CARE PA		222			222
COLONY CLUB ALF,THE	1	207	13	6%	221
PORT CHARLOTTE HMA		194	27	12%	221
ALLSOUTH URGENT CARE		52	169	76%	221

COVID-19: testing by laboratory

Data through Apr 19, 2021 verified as of Apr 20, 2021 at 09:25 AM

Data in this report are provisional and subject to change.

The numbers in the table below represent the number of Florida and non-Florida residents for whom test results were received by the Department of Health. A person can be tested by more than one laboratory and can have both positive and negative results. **Therefore, the sum of the numbers in each column will be larger than the total number of people tested.**

Reporting lab	Inconclusive	Negative	Positive	Percent positive	Total
CARENOW LAKE MARY		45	176	80%	221
CORAL GABLES NURSING & REHABILITATION CENTER		210	10	5%	220
CONCORD LIFE SCIENCES LLC	2	201	17	8%	220
DOCTORS MEMORIAL FAMILY MEDICINE	2	152	66	30%	220
SUPERIOR RESIDENCES OF PANAMA CITY BEACH		213	7	3%	220
Boynton Beach Rehabilitation Center	2	213	4	2%	219
SUNLIFE PHARMACY		192	27	12%	219
WOOD LAKE HEALTH AND REHABILITATION CENTER		219			219
ADVENT HEALTH - PALM HARBOR ER		174	45	21%	219
ANGELS DIAGNOSTIC GROUP		174	45	21%	219
ADVENT HEALTH CENTRA CARE - DAYTONA BEACH		94	124	57%	218
ARDEN COURTS OF SEMINOLE		177	41	19%	218
FLAGLER COUNTY DETENTION CENTER		205	13	6%	218
LAKE PORT SQUARE		200	17	8%	217
MACTOWN, INC		215	2	1%	217
ST. CLOUD REGIONAL MEDICAL CENTER		199	18	8%	217
Avante at Melbourne		212	5	2%	217
THE MANOR AT CARPENTERS		185	32	15%	217
VIERA DEL MAR HEALTH AND REHABILITATION CENTER		204	12	6%	216
BROOKDALE ATRIM WAY		210	6	3%	216
KENILWORTH CARE & REHABILITATION CENTER		199	17	8%	216
LAKE REGIONAL URGENT CARE		12	203	94%	215
GATEWAY/ADVENT CENTRA CARE	1	24	190	88%	215
Taylor Care Center		210	5	2%	215
MEDICAL CONSULTANTS OF FLORIDA LLC	1	181	33	15%	215
RIVERSIDE RECOVERY OF TAMPA		214	1	0%	215
BAY VUE NURSING AND REHABILITATION CENTER		205	10	5%	215
KEY LARGO - LARGO CARGO		193	21	10%	214
The Ponce Therapy Care Center		210	4	2%	214
BLOCK, NATION, CHASE, AND SMOLEN FAMILY MEDICINE		157	57	27%	214
ST PETERSBURG PEDIATRICS-EAST BAY	1	179	34	16%	214
LIFE CARE CENTER OF PORT ST. LUCIE		201	12	6%	213
San Jose Health & Rehabilitation		207	6	3%	213
CAREATC CITY OF TAMPA	7	174	32	15%	213
COLLIER COUNTY JAIL		211	2	1%	213
POCONO MEDICAL CENTER		212	1	0%	213
Consulate Healthcare of West Palm Beach		197	16	8%	213
The Waterford		209	3	1%	212
Bayside Health and Rehabilitation		181	31	15%	212
CONSULATE HEALTH CARE OF WINTER HAVEN		209	3	1%	212
SACRED HEART HEALTH SYSTEM INC		176	36	17%	212
FULGENT GENETICS	3	166	43	20%	212
SUNRISE DIAGNOSTIC LABORATORY		158	53	25%	211
BENDERSON FAMILY SKILLED NURSING AND □		194	17	8%	211
BOCA RATON REHABILITATION CENTER	4	203	4	2%	211
GEORGE SAFRAN MD PC		198	13	6%	211
A PLUS PEDIATRICS		186	25	12%	211

COVID-19: testing by laboratory

Data through Apr 19, 2021 verified as of Apr 20, 2021 at 09:25 AM

Data in this report are provisional and subject to change.

The numbers in the table below represent the number of Florida and non-Florida residents for whom test results were received by the Department of Health. A person can be tested by more than one laboratory and can have both positive and negative results. **Therefore, the sum of the numbers in each column will be larger than the total number of people tested.**

Reporting lab	Inconclusive	Negative	Positive	Percent positive	Total
YOUR FAMILY WALK-IN CLINIC		15	195	93%	210
HEALTH FIRST - HOLMES REGIONAL MEDICAL CENTER		32	178	85%	210
GLENRIDGE ON PALMER RANCH,THE		202	8	4%	210
Royal Oaks Nursing and Rehab		209	1	0%	210
PARK MEADOWS HEALTH AND REHABILITATION CENTER		210			210
GOOD SAMARITAN SOCIETY OF DELAND		199	11	5%	210
Nspire Health Care Kendall		199	10	5%	209
MATHISON RETIREMENT COMMUNITY, INC	1	200	8	4%	209
The Palace Nursing and Rehabilitation Center		209			209
PALMS MEDICAL GROUP HIGH SPRINGS		174	35	17%	209
Whispering Oaks	11	175	23	11%	209
UNIVERSITY OF MIAMI		77	131	63%	208
ESCAMBIA COUNTY JAIL DETENTION DIVISION		203	5	2%	208
PEDIATRIC SPECIALISTS MEDICAL GROUP☐	1	184	22	11%	207
MCW MENTAL HEALTH LLC		203	4	2%	207
BONITA PHARMACY		187	19	9%	206
LAB CORP	1	120	85	41%	206
TARPON POINT NURSING AND REHABILITATION CENTER		203	3	1%	206
ALL SEASONS NAPLES LLC☐		198	8	4%	206
MIRACLE HILL NURSING & REHABILITATION CENTER INC		200	6	3%	206
LABCORP BURLINGTON	1	157	48	23%	206
HIALEAH SHORES NURSING AND REHAB CENTER		197	8	4%	205
Cross Terrace REhabilitation		203	2	1%	205
HUNT CLUB PEDIATRIC ASSOCIATES PA		138	66	32%	204
DISCOVERY VILLAGE AT NAPLES		187	17	8%	204
PALM HARBOR FAMILY PRACTICE & WALK-IN		157	47	23%	204
PCB CLINIC		159	45	22%	204
NEW YORK CITY DEPARTMENT OF HEALTH & MENTAL		170	34	17%	204
REGENCY PARK		185	18	9%	203
SENIOR LIVING VII TAMPA LLC☐	1	193	9	4%	203
MIAMI VA HEALTHCARE SYSTEM			203	100%	203
JUNO DERMATOLOGY LLC		186	17	8%	203
TUSCAN GARDENS OF PALM COAST		198	5	2%	203
PATHGROUP LABS LLC		97	106	52%	203
BROOKDALE OF SPRING HILL	9	192	2	1%	203
Sunrise Health and Rehabilitation Center		195	8	4%	203
ADVENT HEALTH CENTRA CARE - APOPKA NORTH		172	30	15%	202
POLK COUNTY HEALTH DEPARTMENT		178	24	12%	202
ABSOLUTE HEALTH INTERNAL MEDICINE AND PEDIATRICS		181	21	10%	202
SOUTH BALDWIN REGIONAL MEDICAL CENTER		189	13	6%	202
AMA MEDICAL GROUP LLC		169	32	16%	201
Governors Creek Health and Rehabilitation	1	198	2	1%	201
VAMC WEST PALM LAB		5	196	98%	201
MINUTECLINIC LLC #3281		168	33	16%	201
WORKPLACE SCREENING INTELLIGENCE			200	100%	200
HERITAGE HEALTHCARE AND REHABILITATION CENTER		195	5	3%	200
FLORIDA DEPARTMENT OF HEALTH IN TAYLOR COUNTY	1	156	43	22%	200

COVID-19: testing by laboratory

Data through Apr 19, 2021 verified as of Apr 20, 2021 at 09:25 AM

Data in this report are provisional and subject to change.

The numbers in the table below represent the number of Florida and non-Florida residents for whom test results were received by the Department of Health. A person can be tested by more than one laboratory and can have both positive and negative results. **Therefore, the sum of the numbers in each column will be larger than the total number of people tested.**

Reporting lab	Inconclusive	Negative	Positive	Percent positive	Total
VILLA MARIA WEST SKILLED NURSING FACILITY		192	8	4%	200
EDWARD J HEALEY REHAB & NURSING CENTER		200			200
HOSPITAL FOR SPECIAL SURGERY		197	3	2%	200
PATRIOT MEDICAL LABORATORIES		192	8	4%	200
GULF COAST MEDICAL CENTER		193	6	3%	199
AVANTE OF BOCA RATON		198	1	1%	199
ADVENT HEALTH - CARROLLWOOD	4	169	26	13%	199
GRACE PEDIATRICS		168	31	16%	199
LAUREL POINT CARE ACQUISITION LLC DBA SANDGATE GARDENS REHAB AND NURSI		171	27	14%	198
FREEDOM SQUARE NURSING CENTER		188	10	5%	198
Signature Healthcare of Ormond		197	1	1%	198
DEPARTMENT OF HEALTH & HUMAN SERVICES		198			198
Kindred Hospital South Florida Hollywood SNU		190	8	4%	198
BARKLEY PLACE	1	191	5	3%	197
ABBIEJEAN RUSSELL CARE CENTER		195	1	1%	196
BARBARA O'REILLY MD PA		192	4	2%	196
RIVERWOOD CENTER,THE		186	10	5%	196
ARDEN COURTS OF DELRAY BEACH FL LLC	3	183	10	5%	196
NO FLORIDA PEDIATRICS, PA		169	27	14%	196
JACKSONVILLE NURSING AND REHAB CENTER		187	8	4%	195
Heritage Park Rehabilitation & Healthcare		177	18	9%	195
WALGREENS 4915	1	175	19	10%	195
FIRSTCARE CLINIC		114	81	42%	195
BRUCE S WEST MD	1	193	1	1%	195
CLERMONT URGENT CARE			195	100%	195
BEACON AT GULF BREEZE, THE	2	181	11	6%	194
SARNO EXTENDED HOURS		124	69	36%	193
GATTOLINE ENTERPRISES, INC. DBA FAMILY CARE PHARMACY		158	35	18%	193
XPRESS URGENT CARE- PORT ST. LUCIE		65	128	66%	193
FINLAY CLINICAL LABORATORY INC	1	39	153	79%	193
JACKSON COUNTY HEALTH DEPARTMENT		144	49	25%	193
FIRST CHOICE PEDIATRICS SEMORAN		98	94	49%	192
CYPRESS POINT LIVING, LLC		177	15	8%	192
DOLPHIN POINTE HEALTH CARE LLC		169	23	12%	192
Hampton Court Nursing and Rehabilitation Center		190	2	1%	192
HEALTH LINK DIAGNOSTIC LABORATORIES		182	9	5%	191
NEO GENOMICS - FORT MYERS	1	183	6	3%	190
CARE CENTERS OF NASSAU		187	3	2%	190
HEALTHPOINT MED GRP OF THE EMERALD COAST LLC		155	35	18%	190
NADAL PEDIATRICS - VICTORIA STREET (3385)		162	28	15%	190
VILLAGE PEDIATRICS LLC		161	29	15%	190
PHYSICIANS REGIONAL MEDICAL CENTER - PINE RIDGE		20	169	89%	189
OCEAN REEF MEDICAL CENTER		150	38	20%	188
ESCAMBIA COUNTY JAIL	2	142	44	23%	188
TUSCAN GARDENS OF VENETIA MANAGEMENT COMPANY		174	14	7%	188
ZON BEACHSIDE LLC		151	37	20%	188
NIGHT LITE PEDIATRICS WINTER GARDEN		144	44	23%	188

COVID-19: testing by laboratory

Data through Apr 19, 2021 verified as of Apr 20, 2021 at 09:25 AM

Data in this report are provisional and subject to change.

The numbers in the table below represent the number of Florida and non-Florida residents for whom test results were received by the Department of Health. A person can be tested by more than one laboratory and can have both positive and negative results. **Therefore, the sum of the numbers in each column will be larger than the total number of people tested.**

Reporting lab	Inconclusive	Negative	Positive	Percent positive	Total
HAWKINS FAMILY MEDICINE LLC	1	136	51	27%	188
BAYFRONT MEDICAL		160	28	15%	188
WOMEN'S CARE FLORIDA LABORATORY		183	5	3%	188
Life Care Center of Altamonte Springs		157	31	16%	188
SUMMERFIELD EMERGENCY ROOM		142	46	24%	188
VIERA MANOR ASSISTED LIVING RESIDENCE		181	7	4%	188
PLANTATION NURSING & REHAB CENTER		187			187
GLADES HEALTH CARE CENTER		184	3	2%	187
US MEDICAL CARE, INC		164	23	12%	187
FLORIDA MEDICAL CLINIC LLC		115	71	38%	186
VIPEDIATRICS PLLC		171	15	8%	186
ANTHEM LAKES LLC		151	35	19%	186
CSL PLASMA		31	155	83%	186
GEORGIA DEPARTMENT OF PUBLIC HEALTH	1	5	180	97%	186
LAKE WALES OPERATING GROUP LLC		181	5	3%	186
BVM THE BRIDGES LLC		185			185
ADVENT		172	13	7%	185
PPC-LAB EDI ORCHARD BI		176	9	5%	185
MEASE COUNTRYSIDE HOSPITAL		2	183	99%	185
BAPTIST HEALTH PRIMARY CARE	1	134	50	27%	185
ARDEN COURTS OF LARGO FL, LLC		162	22	12%	184
CANTERFIELD OF OCALA, LLC		173	11	6%	184
CANTERFIELD OF CLAY COUNTY		146	38	21%	184
BROOKDALE ORANGE PARK		182	2	1%	184
PEDIATRICS OF GREATER ORLANDO		156	28	15%	184
ST. JAMES BAY HEALTH AND REHABILITATION CENTER		183	1	1%	184
SUNY UPSTATE MEDICAL UNIVERSITY		168	15	8%	183
CHARTER SENIOR LIVING OF PANAMA CITY BEACH		162	21	11%	183
ADVENT HEALTH CENTRA CARE - WESLEY CHAPEL		13	170	93%	183
PRIMECARE OF DOTHAN		128	54	30%	182
EXOSOME DIAGNOSTICS	1	162	19	10%	182
EMBRY RIDDLE AERONAUTICAL UNIVERSITY HEALTH SERVICES		1	181	99%	182
NORTH BEACH REHABILITATION CENTER		180	2	1%	182
BENTON HOUSE AT OAKLEAF		152	30	16%	182
The Inn at Sarasota Bay Club		179	2	1%	181
Emory L Bennett State Veterans Nursing Home		178	3	2%	181
STERLING HOUSE OF PUNTA GORDA		179	1	1%	180
BAY EDUCATORS WELLNESS CENTER		123	57	32%	180
AMERICAN FAMILY MEDICAL LLC		136	43	24%	179
VITAS HEALTHCARE CORPORATION OF FL		164	15	8%	179
RDV SPORTSPLEX PEDIATRICS		150	28	16%	178
ROSECASTLE OF ZEPHRHILLS		175	3	2%	178
BRIGHTON EGGERT PHARMACY INC		171	7	4%	178
NORTH FLORIDA INTERNAL MEDICINE PA		144	34	19%	178
ADVENT HEALTH CENTRA CARE - CARROLLWOOD		5	172	97%	177
MID FLORIDA PATHOLOGY LLC MOBILE UNIT #4		124	53	30%	177
ROSECASTLE OF CITRUS		147	30	17%	177

COVID-19: testing by laboratory

Data through Apr 19, 2021 verified as of Apr 20, 2021 at 09:25 AM

Data in this report are provisional and subject to change.

The numbers in the table below represent the number of Florida and non-Florida residents for whom test results were received by the Department of Health. A person can be tested by more than one laboratory and can have both positive and negative results. **Therefore, the sum of the numbers in each column will be larger than the total number of people tested.**

Reporting lab	Inconclusive	Negative	Positive	Percent positive	Total
MOBILE INFIRMARY MED CENTER PATH LAB		162	15	8%	177
FLORIDA DEPARTMENT OF HEALTH IN ALACHUA COUNTY -		162	14	8%	176
CAYUGA MEDICAL CENTER AT ITHACA		171	5	3%	176
ASTON GARDENS AT PELICAN MARSH		169	7	4%	176
GENE BY GENE		61	115	65%	176
FLORIDA HEALTH CARE PLANS INC		2	174	99%	176
Lehigh Acres Health and Rehabilitation		163	12	7%	175
KINDRED HOSPITAL MELBOURNE	1	168	6	3%	175
ORLANDO HEALTH EMERGENCY DEPARTMENT		163	12	7%	175
LAKEVIEW TERRACE RETIREMENT COMMUNITY		156	19	11%	175
ANCHOR CARE AND REHABILITATION CENTER		173	1	1%	174
WEST COAST FAMILY MEDICAL CARE		139	35	20%	174
Signature Healthcare of Palm Beach		172	2	1%	174
QUEENS HOSPITAL CENTER	1	163	10	6%	174
CENTRAL FLORIDA HEALTHCARE GROUP LLC		151	22	13%	173
RITE MEDICAL CARE PC		171	2	1%	173
Madison Health and Rehabilitation Center		137	36	21%	173
GULFCOAST PEDIATRICS		162	11	6%	173
TRADITION MEDICAL CENTER LABORATORY		55	118	68%	173
QUALITY URGENT CARE AND WELLNESS PL	3	124	45	26%	172
FORT WALTON REHABILITATION CENTER		133	39	23%	172
URGENT CARE OF THE PALM BEACHES, NORTH PALM BEACH			172	100%	172
EAST NEW YORK DIAGNOSTIC AND TREATMENT		163	9	5%	172
SUWANNEE VALLEY NURSING CENTER		158	14	8%	172
BROOKDALE FORT MYERS THE COLONY		167	4	2%	171
COASTAL INTERNAL MEDICINE		132	39	23%	171
FEDERATION CCRC OPERATIONS CORP		169	1	1%	170
Belleair Healthcare Center		164	6	4%	170
FHMG-FLORIDA HOSPITAL MEDICAL GROUP		144	26	15%	170
HIGHLANDS LAKE CENTER		165	5	3%	170
WOODBIDGE FACILITY INC		164	5	3%	169
NO FLORIDA PEDIATRICS, PA - BRADFORD		140	29	17%	169
Life Care Center of Orlando		164	5	3%	169
ADVENT HEALTH CENTRA CARE - TEMPLE TERRACE	1	104	63	38%	168
HEARTLAND HEALTHCARE AND REHAB CENTER		146	22	13%	168
PANAMA CITY DEVELOPMENTAL CENTER□		168			168
TERRACE AT HOBE SOUND, THE	1	154	12	7%	167
OSPREY VILLAGE AT AMELIA ISLAND LTD		157	10	6%	167
FINNISH AMERICAN REST HOME-ALF		165	2	1%	167
MEADOWCREST FAMILY PHYSICIANS		97	69	42%	166
WESLEY HAVEN VILLA	1	131	34	20%	166
WALGREENS #06012		146	20	12%	166
MINUTECLINIC DIAGNOSTIC OF TEXAS, LLC		149	17	10%	166
WILTON MANORS HEALTH & REHABILITATION CENTER		156	9	5%	165
THE ARLINGTON OF NAPLES INC.		162	3	2%	165
BROOKDALE BONITA SPRINGS		162	3	2%	165
CVS		43	122	74%	165

COVID-19: testing by laboratory

Data through Apr 19, 2021 verified as of Apr 20, 2021 at 09:25 AM

Data in this report are provisional and subject to change.

The numbers in the table below represent the number of Florida and non-Florida residents for whom test results were received by the Department of Health. A person can be tested by more than one laboratory and can have both positive and negative results. **Therefore, the sum of the numbers in each column will be larger than the total number of people tested.**

Reporting lab	Inconclusive	Negative	Positive	Percent positive	Total
CITRUS HEALTH AND REHAB		132	33	20%	165
NORTH PORT REHABILITATION AND NURSING CENTER□		163	1	1%	164
KRYSTAL BAY NURSING AND REHABILITATION		158	6	4%	164
PRECISION GENETICS, INC		157	6	4%	163
BRADENTON HEALTH CARE		163			163
KINDRED HOSPITAL - SOUTH FLORIDA		160	3	2%	163
PEDIATRIC ASSOCIATES AT ARGYLE PA		156	7	4%	163
TRI COUNTY NURSING HOME		162	1	1%	163
Peninsula Care and Rehab		150	12	7%	162
KINDRED HOSPITAL SOUTH FLORIDA		127	35	22%	162
ADVENTHEALTH MEDICAL GROUP FAMILY MEDICINE AT		122	40	25%	162
SOMERBY LAKE NONA		154	7	4%	161
HAZELDEN FLORIDA	1	153	7	4%	161
BAYCARE HEALTH SYSTEMS	1	6	154	96%	161
KEYSTONE REHAB		160			160
F&T MEDICAL RESEARCH, INC		160			160
ISLAND HEALTH AND REHABILITATION CENTER		159	1	1%	160
GREENBRIAR REHABILITATION AND NURSING CENTER	1	159			160
ARCADIA HEALTH AND REHABILITATION CENTER		100	60	38%	160
DESOTO PALMS ALF		154	5	3%	159
BROOKDALE PENSACOLA		158	1	1%	159
JEFFERSON COUNTY HEALTH DEPARTMENT-MONTICELLO		122	37	23%	159
JPR URGENT MEDICAL CARE		154	4	3%	158
WUESTHOFF REF LABORATORY			158	100%	158
WRIGHTS HEALTH CARE AND REHABILITATION CENTER		128	30	19%	158
SEMINOLE TRIBE OF FLORIDA		128	30	19%	158
MAINSTREAM DIAGNOSTIC LABORATORY LLC		133	24	15%	157
POINTE, THE		129	28	18%	157
TIMBERRIDGE NURSING HOME & REHAB		123	34	22%	157
DOCTORS MEMORIAL FAMILY PRACTICE	2	119	36	23%	157
ALL FLORIDA FAMILY AND SPORTS MEDICINE		134	23	15%	157
MINUTECLINIC DIAGNOSTIC		148	8	5%	156
Englewood Healthcare and Rehab		141	15	10%	156
HOSPICE OF THE TREASURE COAST		151	5	3%	156
PROMPT CARE OF CENTRAL FLORIDA			156	100%	156
Nemours Children's Urgent Care		80	76	49%	156
GRAVITY DIAGNOSTICS		56	99	64%	155
WALTON PLACE		155			155
DIAMOND RIDGE		147	8	5%	155
COCOA BEACH/ADVENT CENTRA		41	114	74%	155
PROVIDENCE HOSPITAL LABORATORY		147	8	5%	155
CARE RESOURCE COMMUNITY HEALTH CENTERS INC		147	7	5%	154
AMERICAN HOUSE COCONUT POINT		133	21	14%	154
WEST		136	18	12%	154
FAWCETT MEMORIAL HOSPITAL-LAB		39	115	75%	154
WALGREENS 6221		136	18	12%	154
PALMETTTO FACILITY INC	1	153			154

COVID-19: testing by laboratory

Data through Apr 19, 2021 verified as of Apr 20, 2021 at 09:25 AM

Data in this report are provisional and subject to change.

The numbers in the table below represent the number of Florida and non-Florida residents for whom test results were received by the Department of Health. A person can be tested by more than one laboratory and can have both positive and negative results. **Therefore, the sum of the numbers in each column will be larger than the total number of people tested.**

Reporting lab	Inconclusive	Negative	Positive	Percent positive	Total
PRUITT HEALTH		152	2	1%	154
ARDEN COURTS OF PALM HARBOR		134	20	13%	154
CHERRY OAK PALM BEACH COUNTY		145	8	5%	153
ALLCARE MEDICAL CENTERS PC		129	24	16%	153
SUNNY HILLS ALF OF SEBRING INC		140	12	8%	152
TUSCAN ISLE CHAMPIONSGATE OP CO LLC		150	2	1%	152
PHYSICIAN PARTNERS PERRY		88	64	42%	152
CRANE CENTER		121	31	20%	152
ORANGE COUNTY CORRECTIONS HEALTH SERVICES		121	30	20%	151
ADVENTHEALTH HOSPICE CARE CENTRAL FLORIDA		147	4	3%	151
NAVARRE GARDENS LLC		126	25	17%	151
FAWCETT MEMORIAL HOSPITAL LABORATORY			151	100%	151
REFUAH HEALTH CENTER LABORATORY		143	8	5%	151
GOLD CHOICE SENIOR COMMUNITIES		109	41	27%	150
The Crossroads		149	1	1%	150
CROSSWINDS HEALTH AND REHABILITATION CENTER	1	147	2	1%	150
PALM BEACH COUNTY HEALTH DEPT LAB	4	139	7	5%	150
LABORATORY OF FLORIDA		97	53	35%	150
CORE BIO LABS		76	74	49%	150
SOUTH GEORGIA MEDICAL CENTER		99	50	34%	149
MINUTECLINIC DIAGNOSTIC OF SOUTH CARO		125	24	16%	149
PRECISION HEALTH RESOURCES, LLC	1	133	15	10%	149
CLEARWATER STATMED QUICK QUALITY CLINICS		43	106	71%	149
MERCY MEDICAL URGENT CARE CENTER INC		95	53	36%	148
BIGGERS FAMILY MEDICINE PA	1	133	14	9%	148
ATMORE COMMUNITY HOSPITAL LABORATORY		120	28	19%	148
MACKOUL PEDIATRICS FORT MYERS		130	18	12%	148
MILLENNIUM LAB SERVICES			148	100%	148
SEAGRASS VILLAGE FLEMING ISLAND		111	37	25%	148
TGH URGENT CARE – SEMINOLE			147	100%	147
East Bay Rehabilitation Center		113	34	23%	147
SONATA COCONUT CREEK	2	122	23	16%	147
MEMORY CARE OF NAPLES		146	1	1%	147
DAYSPRING VILLAGE		124	22	15%	146
WEDGEWOOD HEALTHCARE CENTER		94	52	36%	146
BOSTON RED SOX CLUB LP		144	2	1%	146
HARBOR BEACH NURSING AND REHABILITATION CENTER		138	8	5%	146
Quail Run Health Care Center		146			146
CLINICA HISPANA		1	145	99%	146
ADVENTHEALTH CENTRA CARE PONCIANA	1	81	63	43%	145
CITRUS MEMORIAL HOSPITAL			145	100%	145
FAMILY EXTENDED CARE OF CENTRAL TAMPA		127	18	12%	145
BROOKDALE CAPE CORAL		145			145
AEGIS MEDICAL GROUP		121	24	17%	145
REGENCY CARE OF BLOUNTSTOWN LLC		135	10	7%	145
WILLOWBROOKE COURT AT ST ANDREWS ESTATES		139	5	3%	144
NCRNC INC		140	4	3%	144

COVID-19: testing by laboratory

Data through Apr 19, 2021 verified as of Apr 20, 2021 at 09:25 AM

Data in this report are provisional and subject to change.

The numbers in the table below represent the number of Florida and non-Florida residents for whom test results were received by the Department of Health. A person can be tested by more than one laboratory and can have both positive and negative results. **Therefore, the sum of the numbers in each column will be larger than the total number of people tested.**

Reporting lab	Inconclusive	Negative	Positive	Percent positive	Total
OPPENHEIMER PLASTIC SURGERY LLC		139	5	3%	144
BRANDON COMMUNITY HEALTH CENTER		119	25	17%	144
JEFFERY WEINZWEIG		2	141	99%	143
MAGNOLIA MEDICAL CLINIC		34	109	76%	143
SMILEY MEDICAL GROUP		108	35	24%	143
PROVISTA DIAGNOSTICS, INC		140	3	2%	143
OAKS OF KISSIMMEE HEALTH AND REHABILITATION CENTER		139	3	2%	142
PALM GARDEN OF PINELLAS		142			142
DB MD		126	16	11%	142
OAKHURST CENTER		135	7	5%	142
NOVARI CARE LLC		97	44	31%	141
UNITED CLINICAL LABORATORIES		132	9	6%	141
PORT ST LUCIE REHABILITATION AND HEALTHCARE		98	43	30%	141
MV MEDICAL PRACTICE DBA PRIMARY URGENT CARE		134	7	5%	141
RESEARCH CENTERS OF AMERICA, LLC		117	24	17%	141
MINUTECLINIC LLC #4987		124	17	12%	141
GATEWAY CARE CENTER		139	2	1%	141
LabCorp L#09258090 M#09258105		74	67	48%	141
DAYSPRING SENIOR LIVING LLC		138	2	1%	140
GRAND OAKS HEALTH & REHABILITATION		138	1	1%	139
Gulf Coast Healthcare (Longwood Health and Rehab		118	21	15%	139
REGENCY OAKS HEALTH CENTER		137	2	1%	139
ARDEN COURTS OF LELY PALMS		136	2	1%	138
CARENOW URGENT CARE - LAKE MARY			138	100%	138
Lakeside Nursing and Rehabilitation Center	1	112	25	18%	138
GARDENS HEALTH NH LLC		135	3	2%	138
MD NOW MEDICAL CENTERS INC		101	37	27%	138
GABISA MEDICAL LLC		138			138
WINDSOR OF LAKEWOOD RANCH,THE		136	2	1%	138
ADVENT HEALTH CENTRA CARE - CITRUS PARK		9	129	93%	138
AHEC CLINIC		8	130	94%	138
MANOR CARE OF PALM HARBOR		135	3	2%	138
Centre Pointe Health and Rehabilitation Center		127	11	8%	138
AMERICAN PATHOLOGY PARTNERS		136	2	1%	138
ADVENT HEALTH CENTRA CARE - DELAND		28	110	80%	138
HEARTLAND SOUTH JACKSONVILLE OF JACKSONVILLE FL ,		138			138
OCALA CBOC		131	6	4%	137
MANOR AT BLUEWATER BAY		131	6	4%	137
LEE MEMORIAL HEALTH SYSTEM HEALTH FAIR		132	5	4%	137
CLINICAL LABS OF HAWAII		137			137
A2Z DIAGNOSTICS		136	1	1%	137
SUMMIT MEDICAL GROUP		125	12	9%	137
MED COMP SCIENCES		3	134	98%	137
SPRING HAVEN RETIREMENT	1	133	3	2%	137
DOCTOR'S IN HOUSE LABORATORY		18	119	87%	137
HIGHLANDS MEDICAL CENTER		133	3	2%	136
LIFE CARE CENTER OF JACKSONVILLE		115	21	15%	136

COVID-19: testing by laboratory

Data through Apr 19, 2021 verified as of Apr 20, 2021 at 09:25 AM

Data in this report are provisional and subject to change.

The numbers in the table below represent the number of Florida and non-Florida residents for whom test results were received by the Department of Health. A person can be tested by more than one laboratory and can have both positive and negative results. **Therefore, the sum of the numbers in each column will be larger than the total number of people tested.**

Reporting lab	Inconclusive	Negative	Positive	Percent positive	Total
LONGWOOD HEALTH AND REHABILITATION CENTER		124	12	9%	136
ADVENT HEALTH CENTRA CARE - ORANGE CITY	1	53	82	60%	136
CLARE BRIDGE OF CAPE CORAL	1	135			136
JOHN KNOX VILLAGE OF CENTRAL FLORIDA		131	5	4%	136
HARBORCHASE OF VERO BEACH	1	117	18	13%	136
SONATA DELRAY BEACH		125	11	8%	136
KINDRED HOSPITAL NORTH FLORIDA	3	124	8	6%	135
PEDIATRIC CARE CENTER		135			135
SONATA WEST		133	2	1%	135
IRL MARKET LAB ALACHUA		104	31	23%	135
WELLOW URGENT CARE PC		133	2	1%	135
SUNY UPSTATE OVERFLOW LABORATORY		134			134
ADVANCED MEDICAL CENTER		86	48	36%	134
SANDALWOOD NURSING CENTER		127	7	5%	134
STEWART MEDICAL GROUP		34	100	75%	134
SOUTH CAMPUS FACILITY INC		122	11	8%	133
VITAS HEALTHCARE		122	11	8%	133
GRAND VILLA OF ORMOND BEACH		127	6	5%	133
DIAGNOSTIC LABORATORY OF OKLAHOMA		107	26	20%	133
LABCORP RTP		54	79	59%	133
THE REHABILITATION CENTER OF LAKE CITY		127	5	4%	132
AMERICAN HOUSE-BONITA SPRINGS		131	1	1%	132
TURNING POINT OF TAMPA		125	7	5%	132
CENTRACARE		18	114	86%	132
ARIZONA DEPARTMENT OF HEALTH SERVICES		5	127	96%	132
COASTAL DETOX		129	3	2%	132
THE WELLNESS CENTER AT LAKEWOOD RANCH		43	88	67%	131
SONNIS PEDIATRICS PA		117	14	11%	131
INTEGRATED REGIONAL LABORATORIES		119	12	9%	131
LAKELAND REGIONAL HEALTH LAKE MIRIAM	2	87	42	32%	131
FOUNTAINS OF HOPE LLC, THE		130	1	1%	131
NSPIRE HEALTHCARE TAMARAC		91	40	31%	131
The Crossings		129	2	2%	131
WILLOW BROOKE COURT AT AZALEA TRACE		128	2	2%	130
MOOSEHAVEN LIFE CARE CENTER		130			130
ST PETERSBURG PEDIATRICS-MLK JUNIOR BLVD		120	10	8%	130
NORTHEAST FLORIDA STATE HOSP-NURSING		129	1	1%	130
ALTERNATIVE LIVING, INC DBA TWIN CITIES PAVILION		127	3	2%	130
COQUINA CENTER		125	5	4%	130
GRAND VILLA OF LAKELAND		124	6	5%	130
CORNERSTONE MEDICAL CARE OF BRANDON PL		106	24	18%	130
TRI-COUNTY NURSING HOME		117	12	9%	129
QUICK CARE MED PL CR		80	49	38%	129
OAKS OF CLEARWATER, THE		126	3	2%	129
CHARLES CROFT MD	1	127	1	1%	129
ARBOR TERRACE SAN JOSE LLC	3	124	2	2%	129
BMHSI-AEL MICROBIOLOGY LABORATORY	2	102	25	19%	129

COVID-19: testing by laboratory

Data through Apr 19, 2021 verified as of Apr 20, 2021 at 09:25 AM

Data in this report are provisional and subject to change.

The numbers in the table below represent the number of Florida and non-Florida residents for whom test results were received by the Department of Health. A person can be tested by more than one laboratory and can have both positive and negative results. **Therefore, the sum of the numbers in each column will be larger than the total number of people tested.**

Reporting lab	Inconclusive	Negative	Positive	Percent positive	Total
VITAS HEALTHCARE CORPORATION OF FLORIDA		124	4	3%	128
PANAMA PHARMACY	3	106	18	14%	127
FLORIDA DEPARTMENT OF HEALTH IN WALTON COUNTY		113	14	11%	127
MEYER PEDIATRICS		111	16	13%	127
Shoal Creek Rehabilitation Center		85	42	33%	127
BAY REGIONAL URGENT CARE	1	86	40	31%	127
GESSLER CLINIC PA		98	29	23%	127
ROHR HOME		123	4	3%	127
SURFSIDE URGENT CARE		104	23	18%	127
KINDRED HOSPITAL-BAY AREA-ST PETERSBURG LAB	1	120	6	5%	127
THE CLUB AND REHABILITATION CENTER		126	1	1%	127
HILLSBOROUGH COUNTY DEVELOPMENTAL CTR□	1	117	9	7%	127
MD NOW MEDICAL CENTERS, INC.		98	28	22%	126
SOLARIS SENIOR LIVING OF MERRITT ISLAND		121	5	4%	126
MORTON PLANT HOSPITAL NURSING		2	124	98%	126
FLORIDA DEPARTMENT OF HEALTH IN LAKE COUNTY	1	79	45	36%	125
IQBAL A FARUQUI MD□		93	32	26%	125
L&S SENIOR CARE DBA ARCADIA OAKS	4	120	1	1%	125
HEARTLAND PHARMACY LAKE PLACID, INC		94	31	25%	125
MICRO PATH LABORATORIES INC		122	3	2%	125
MINUTECLINIC DIAGNOSTIC OF NORTH CAROL		101	24	19%	125
SEMINOLE SPORTS AND FAMILY MEDICINE		108	16	13%	124
NORTH FL SOUTH GA HCS-MALCOM RANDALL VAMC			124	100%	124
ARBOR GLEN AT ARBOR TRACE	2	113	9	7%	124
ADVENT HEALTH CENTRA CARE - BRANDON		31	93	75%	124
Mt Sinai Aventura			124	100%	124
DIATHERIX LABORATORIES		72	52	42%	124
WINDERMERE MEDICAL CENTER		119	5	4%	124
LONGWOOD CARDIOLOGY			124	100%	124
ISLAND URGENT CARE PLLC DBA AFC URGENT CARE		123	1	1%	124
SEVEN HILLS HEALTH AND REHABILITATION CENTER		107	16	13%	123
GENEDX		48	75	61%	123
PSL NAPLES BH OPERATIONS, LLC		123			123
MONTEFIORE MEDICAL CENTER LABORATORIES - MOSES		113	10	8%	123
ARDEN COURTS OF WEST PALM BEACH		122	1	1%	123
TIFFANY HALL NURSING AND REHAB CENTER		114	9	7%	123
CITRUS MEMORIAL HEALTH SYSTEM LAB		2	121	98%	123
KEYSTYLE LIVING LLC	1	121	1	1%	123
FLORIDA ATLANTIC UNIVERSITY		115	7	6%	122
PALMS EDGE	1	113	8	7%	122
PARKVIEW HEALTH		121	1	1%	122
VILLAGE ON THE ISLE□		116	6	5%	122
PHYSICIANS REGIONAL CLINIC		92	30	25%	122
BIODESIX, INC.		93	29	24%	122
MINUTECLINIC DIAGNOSTIC OF RHODE ISLAND, LLC #729		118	4	3%	122
TGH URGENT CARE – TYRONE		3	119	98%	122
THREE OAKS PHARMACY INC		109	13	11%	122

COVID-19: testing by laboratory

Data through Apr 19, 2021 verified as of Apr 20, 2021 at 09:25 AM

Data in this report are provisional and subject to change.

The numbers in the table below represent the number of Florida and non-Florida residents for whom test results were received by the Department of Health. A person can be tested by more than one laboratory and can have both positive and negative results. **Therefore, the sum of the numbers in each column will be larger than the total number of people tested.**

Reporting lab	Inconclusive	Negative	Positive	Percent positive	Total
PRIME HEALTH OF NORTH PORT LLC		101	20	17%	121
BROOKDALE PALM COAST		121			121
BROOKDALE JENSEN BEACH☐		118	3	2%	121
Sandy Ridge Center for Rehabilitation and Healing		100	21	17%	121
URGENT CARE TCMA			121	100%	121
WESTCHESTER MEDICAL CENTER	1	115	5	4%	121
SIGNATURE HEALTHCARE OF PORT CHARLOTTE		114	7	6%	121
PINELLAS COUNTY JAIL			121	100%	121
SUNRISE SENIOR LIVING OF JACKSONVILLE		112	9	7%	121
THE COURTYARD ASSISTED LIVING		117	4	3%	121
EC OPCO CARROLLWOOD LLC		114	7	6%	121
Crystal Health & Rehab Center		115	6	5%	121
FLAGLER COLLEGE HEALTH SERVICES		86	34	28%	120
ARBOR TERRACE ORTEGA LLC	2	116	2	2%	120
PICH KTM CORP DBA MEDTOWN PHARMACY		102	17	14%	119
FHMG LAKE MARY PEDS		103	16	13%	119
MATHISON RETIREMENT COMMUNITY		114	5	4%	119
MY CLINICAL LAB INC		17	102	86%	119
RDX BIOSCIENCE		60	59	50%	119
ORANGE PARK PEDIATRICS		108	11	9%	119
PANCARE HEALTH GULF COUNTY		91	28	24%	119
Hialeah Nursing And Rehabilitation Center		113	6	5%	119
MED ONE AT SAINT AUGUSTINE		87	32	27%	119
HOBDAIR FAMILY HEALTH LLC☐		83	36	30%	119
LATE HOURS URGENT CARE		61	57	48%	118
BROWARD HEALTH CORAL SPRINGS EPIDEMIOLOGY DEPT		1	117	99%	118
COASTAL HEALTH AND REHAB		110	8	7%	118
SH HERON EAST LLC☐		103	15	13%	118
VILLAS OF HOLLY BROOK - BRADENTON 14TH		116	2	2%	118
UNIVERSITY HEALTH SYSTEM INC		106	11	9%	117
MINUTECLINIC DIAGNOSTIC OF NORTH CARO		103	14	12%	117
BROOKDALE COLONIAL PARK	2	114	1	1%	117
Golfview Healthcare Center		111	6	5%	117
FHMG- FLORIDA HOSPITAL MEDICAL GROUP		103	14	12%	117
NEIGHBORHOOD MEDICAL CENTER		112	5	4%	117
HOSPICE OF THE EMERALD COAST INC - PANAMA CITY	2	108	7	6%	117
LEE COUNTY SCHOOL DISTRICT	1	108	7	6%	116
BELVEDERE COMMONS OF FORT WALTON BEACH		106	10	9%	116
HOSPICE OF MARTIN & ST LUCIE, INC		113	3	3%	116
MD 365 MEDICAL CARE		115	1	1%	116
WALGREENS #04809	1	101	14	12%	116
WESTWOOD NURSING & REHAB		81	34	30%	115
PEDIATRIC SERVICES AND BREATHING CENTER PA		88	27	23%	115
BAY PINES MEDICAL ASSOCIATES		1	114	99%	115
SUNFLOWER SPRINGS ASSISTED LIVING		105	10	9%	115
DELAND WELLNESS CENTER			115	100%	115
Alhambra Health and Rehabilitation		115			115

COVID-19: testing by laboratory

Data through Apr 19, 2021 verified as of Apr 20, 2021 at 09:25 AM

Data in this report are provisional and subject to change.

The numbers in the table below represent the number of Florida and non-Florida residents for whom test results were received by the Department of Health. A person can be tested by more than one laboratory and can have both positive and negative results. **Therefore, the sum of the numbers in each column will be larger than the total number of people tested.**

Reporting lab	Inconclusive	Negative	Positive	Percent positive	Total
LANDMARK HOSPITAL SOUTHWEST FLORIDA LLC		112	3	3%	115
TREASURE COAST MEDICAL ASSOCIATES		4	111	97%	115
UNIVERSITY MEDICAL CENTER SUITES		100	14	12%	114
ELAN BUENA VISTA		97	17	15%	114
Courtyards of Orlando Care Center		102	12	11%	114
ST JOHNS COUNTY DETENTION CENTER		114			114
SOUTH BALDWIN MEDICAL CENTER GULF SHORES		91	23	20%	114
SUMMIT MEDICAL GROUP PA		104	10	9%	114
CABANA AT JENSEN DUNES, THE		110	4	4%	114
ISLAND DOCTORS		23	91	80%	114
TUSCAN ISLE OPERATING COMPANY LLC DBA		110	4	4%	114
Fouraker Hills Rehab and Nursing		103	9	8%	112
ALLIED HEALTH FORT PIERCE		112			112
PATRICK AIR FORCE BASE		6	106	95%	112
VRL EUROFINs - HAWAII		112			112
CLEVELAND CLINIC FOUNDATION		12	100	89%	112
TREASURE COAST PRIMARY CARE		91	21	19%	112
AVOW HOSPICE INC		112			112
ANYLABTEST NOW		104	8	7%	112
ADVENTHEALTH MEDICAL GROUP PRIMARY CARE		103	8	7%	111
MG PORT CHARLOTTE II SUBTENANT LLC		99	12	11%	111
NAPHCARE, INC.		101	10	9%	111
GRAND VILLA OF DELAND		103	8	7%	111
G & R HEALTH MART PHARMACY		91	20	18%	111
ALL MY KIDS PEDIATRICS INC		78	33	30%	111
J FRANK AVEY MD		87	24	22%	111
CSL PLASMA INC		8	103	93%	111
LAKE HOUSE ASSISTED LIVING		93	17	15%	110
ARDEN COURTS OF SARASOTA		93	17	15%	110
ADVANCED EMURGENT CARE		28	82	75%	110
VIERA HOSPITAL			109	100%	109
LENOX HILL HOSPITAL		100	9	8%	109
Riviera Health Resort		108	1	1%	109
PUTNAM COUNTY SHERIFFS OFFICE		100	9	8%	109
GIBBENS FAMILY MEDICAL, LLC		90	19	17%	109
CARE CENTERS OF NASSAU, LLC - HENDRICKS RD		109			109
EVANS HEALTH CARE		106	2	2%	108
VITAS HEALTHCARE CORP OF FLORIDA		107	1	1%	108
North Lake Care Center		107	1	1%	108
CAREMOUNT MEDICAL - PATHOLOGY		104	4	4%	108
QUALITY URGENT CARE AND WELLNESS		68	39	36%	107
HARBORCHASE OF NAPLES		93	14	13%	107
BAY VIEW HEALTHCARE		85	22	21%	107
NAVY HOSPITAL			107	100%	107
Ocala Oaks Rehabilitation Center		101	6	6%	107
OMNI HEALTHCARE, INC		105	2	2%	107
SANIBEL INTERNAL MEDICINE, LLC		103	3	3%	106

COVID-19: testing by laboratory

Data through Apr 19, 2021 verified as of Apr 20, 2021 at 09:25 AM

Data in this report are provisional and subject to change.

The numbers in the table below represent the number of Florida and non-Florida residents for whom test results were received by the Department of Health. A person can be tested by more than one laboratory and can have both positive and negative results. **Therefore, the sum of the numbers in each column will be larger than the total number of people tested.**

Reporting lab	Inconclusive	Negative	Positive	Percent positive	Total
MINUTECLINIC DIAGNOSTIC OF OHIO LLC		84	22	21%	106
325TH MEDICAL GROUP		87	19	18%	106
NORTH FLORIDA EVALUATION AND TREATMENT CENTER	2	99	5	5%	106
BROOKDALE CANOPY OAKS		74	32	30%	106
AU HEALTH		90	16	15%	106
ASHRAF MEDICAL GROUP PLLC DBA PULSE MD		103	3	3%	106
CAN COMMUNITY HEALTH		104	2	2%	106
HEART OF FLORIDA REGIONAL MED CTR		35	71	67%	106
ELMCROFT OF BELLA VITA		98	8	8%	106
NORTH SHORE MEDICAL LABS	1	97	7	7%	105
EMERALD COAST BEHAVIORAL HOSPITAL		99	6	6%	105
WHITE PLAINS HOSPITAL CENTER LAB		101	4	4%	105
ST PETERSBURG PEDIATRICS-SEMINOLE		92	13	12%	105
UNIVERSTIY CENTER MEDICAL LLC DBA	1	99	5	5%	105
MEDICAL CONSULTANTS OF FLORIDA DBA	1	90	14	13%	105
MAJESTIC OAKS		102	3	3%	105
MINUTECLINIC DIAGNOSTIC OF SOUTH CAROLINA, LLC		86	19	18%	105
GRANDE, THE	2	98	4	4%	104
VISTA MANOR		92	12	12%	104
EAST RIDGE RETIREMENT VILLAGE INC		104			104
PEDIATRIC CARE CENTER- JACKSONVILLE BEACH		75	29	28%	104
CENTRAL FLORIDA HEALTH SERVICES		82	22	21%	104
PREDICTIVE LABORATORIES, INC	1	90	13	13%	104
AESTHETIC SURGERY CENTER OF WINTER PARK, THE	3	95	5	5%	103
LIFESTREAM BEHAVIORIAL CENTER		82	21	20%	103
BAPTIST MEDICAL CENTER SOUTH		82	21	20%	103
MENORAH HOUSE		102	1	1%	103
ST MARK ASSISTED LIVING CENTER	1	90	12	12%	103
TOTAL CARE PLUS LLC			102	100%	102
SUNSHINE GARDENS		101	1	1%	102
BLISS HEALTHCARE SERVICES	1	78	23	23%	102
HENNEPIN HEALTHCARE LABORATORY		102			102
LECONTE MEDICAL CENTER LAB		83	19	19%	102
MIAMI BEACH COMMUNITY HEALTH CENTER		2	99	98%	101
TREASURE COAST PEDIATRICS PA		95	6	6%	101
ORLANDO LUTHERAN TOWERS ASSISTED LIVING		101			101
CCS - BROWARD COUNTY JAIL		94	7	7%	101
TROPICANA MANUFACTURING COMPANY INC		95	6	6%	101
MACADAMS HOME HEALTH AGENCY		100	1	1%	101
BROOKDALE VERO BEACH SOUTH AL		101			101
PORT CHARLOTTE REHABILITATION CENTER		87	14	14%	101
GLOBAL CENTRAL LABS AT PPD	2	88	10	10%	100
Consulate Health Care of Port Charlotte		98	2	2%	100
DOUGLAS T JACOBSON STATE VETERANS HOME		100			100
EMERALD COAST CENTER		96	4	4%	100
PruittHealth Fleming Island		87	13	13%	100
BLOCK NATION CHASE		86	14	14%	100

COVID-19: testing by laboratory

Data through Apr 19, 2021 verified as of Apr 20, 2021 at 09:25 AM

Data in this report are provisional and subject to change.

The numbers in the table below represent the number of Florida and non-Florida residents for whom test results were received by the Department of Health. A person can be tested by more than one laboratory and can have both positive and negative results. **Therefore, the sum of the numbers in each column will be larger than the total number of people tested.**

Reporting lab	Inconclusive	Negative	Positive	Percent positive	Total
AFTER HOURS PEDIATRICS			100	100%	100
CENTRAL FLORIDA HEALTH CARE		47	52	53%	99
Consulate Health Care of Jacksonville		85	14	14%	99
KALEIDA HEALTH CENTER FOR LABORATORY		93	6	6%	99
DEVANSH LAB WERKS INC		79	20	20%	99
EXPRESS DOCS LLC		10	89	90%	99
Cross Landings Health and Rehabilitation		97	2	2%	99
NORTH CENTRAL BRONX HOSPITAL		94	5	5%	99
HAWTHORN HOUSE☐		85	14	14%	99
VALLEY MEDICAL CENTER		91	7	7%	98
LANDMARK, THE		48	50	51%	98
SEMINOLE COUNTY HEALTH DEPARTMENT		79	19	19%	98
URINEGOODHANDS LLC		96	2	2%	98
SOUTH LAKE PEDIATRICS		84	14	14%	98
KORGENE LAB	1	28	69	70%	98
PALM BAY HOSPITAL			98	100%	98
PLAZA OF HALLANDALE BEACH		98			98
FLORIDA COMMUNITY HEALTH CENTERS INC			98	100%	98
TALLAHASSEE VA OPC		93	5	5%	98
SUPERIOR RESIDENCES OF LECANTO		82	15	15%	97
MINNESOTA TWINS		92	5	5%	97
HURLBURT FIELD CLINIC		39	58	60%	97
RIDGEWOOD DIAGNOSTIC LABORATORY		92	5	5%	97
HEALTH CENTERS AT BRENTWOOD		96	1	1%	97
ARBOR TRAIL		77	20	21%	97
BAYSHORE MEMORY CARE☐		96			96
MARKET STREET VIERA		95	1	1%	96
PEDIATRIC ASSOCIATES ORLANDO		82	14	15%	96
RARITAN BAY PERTH AMBOY		87	9	9%	96
QPS, LLC		93	3	3%	96
ADVENT HEALTH CENTRA CARE - EAST ORLANDO		65	30	32%	95
VILLAGES VA CBOC	2	87	6	6%	95
CROSS CITY REHABILITATION AND HEALTH CARE CENTER		72	23	24%	95
LABFIRST - DEPARTMENT OF PATHOLOGY		91	4	4%	95
PRIMECARE AT TWIN LAKES		2	93	98%	95
THE TERRACE OF KISSIMMEE		80	15	16%	95
COLONY CARE CENTER		79	16	17%	95
Conway Lakes Health and Rehabilitation Center		93	1	1%	94
ERIE COUNTY MEDICAL CTR CLINICAL LABS		90	4	4%	94
ADVENT HEALTH CENTRA CARE - WATERMAN		79	15	16%	94
PUBLIC SQUARE PHARMACY LLC		74	20	21%	94
STONY BROOK UNIVERSITY MEDICAL CENTER		80	14	15%	94
CONSULATE HEALTH CARE OF SARASOTA☐	1	93			94
DIAGNOSTIC SOLUTIONS		3	91	97%	94
EAST ALABAMA MEDICAL CENTER LABORATORY		82	12	13%	94
HUNTSVILLE HOSPITAL LABORATORY		69	25	27%	94
BRIDGEVIEW CENTER LLC☐		81	13	14%	94

COVID-19: testing by laboratory

Data through Apr 19, 2021 verified as of Apr 20, 2021 at 09:25 AM

Data in this report are provisional and subject to change.

The numbers in the table below represent the number of Florida and non-Florida residents for whom test results were received by the Department of Health. A person can be tested by more than one laboratory and can have both positive and negative results. **Therefore, the sum of the numbers in each column will be larger than the total number of people tested.**

Reporting lab	Inconclusive	Negative	Positive	Percent positive	Total
PENNSYLVANIA DEPT OF HEALTH		21	72	77%	93
PRESERVE AT PALM AIRE	3	90			93
LAFAYETTE NURSING AND REHABILITATION CENTER		91	2	2%	93
WE SCREEN LLC		89	4	4%	93
NEW SMYRNA BEACH URGENT CARE			93	100%	93
KINDRED AT HOME		83	9	10%	92
Baldwin Pediatrix		81	11	12%	92
JOHN KNOX VILLAGE OF FLORIDA ALF	1	87	4	4%	92
BARRY UNIVERSITY STUDENT HEALTH SERVICES		52	40	43%	92
SIGNATURE HEALTHCARE OF MIDDLEBURG		90	2	2%	92
DAVITA LABORATORY		69	23	25%	92
HERON CLUB AT PRESTANCIA		89	2	2%	91
AVERO DIAGNOSTICS		67	24	26%	91
TREASURE COAST FORENSIC TREATMENT CTR		70	21	23%	91
ROSECASTLE AT DELANEY CREEK		90	1	1%	91
DEBARY HEALTH AND REHABILITATION CENTER		88	3	3%	91
A COUNTRY PLACE ASSISTED LIVING FACILITY		89	2	2%	91
BAHIA OAKS LODGE		85	6	7%	91
CENTURY CENTER FOR REHABILITATION & HEALING		73	18	20%	91
MAGNOLIA DIAGNOSTIC		2	89	98%	91
MD 365 MEDICAL CARE PLLC		90			90
CATHOLIC HEALTH SERVICES REGIONAL LAB		82	8	9%	90
CATHOLIC HEALTH SYSTEM DEPT LABORATORY		86	4	4%	90
Winter Garden Rehab and Nursing Facility		79	11	12%	90
CRESTVIEW URGENT CARE		16	74	82%	90
WINDSOR OAKS		89	1	1%	90
LAKE GIBSON VILLAGE, LLC		87	3	3%	90
COOPER FAMILY MEDICAL PLLC		70	20	22%	90
KEYS MEDICAL GROUP			90	100%	90
PANIRA HEALTHCARE CLINIC		2	87	98%	89
GRAND OAKS OF JENSEN BEACH LLC		88	1	1%	89
Winter Park Care and Rehab		88	1	1%	89
GRACE MEDICAL HOME		73	16	18%	89
FREEDOM INN AT TARPON SPRINGS		82	7	8%	89
Lanier Rehab		64	25	28%	89
STUART LODGE LIVING LLC		66	23	26%	89
MIAMI SHORES NURSING & REHAB		89			89
EVENTEST, LLC		87	2	2%	89
ATRIUM AT LIBERTY PARK		85	4	4%	89
NORTH FLORIDA SPINE AND WELLNESS		69	20	22%	89
CALADIUM PEDIATRICS		79	10	11%	89
PERSONAL PEDIATRICS		78	10	11%	88
JERICOHO URGENT CARE		84	4	5%	88
GOVERNOR’S CREEK HEALTH & REHABILITATION		87	1	1%	88
BAYLOR GENETICS		75	12	14%	87
PACIFIC ANALYTICS			87	100%	87
EISENHOWER ARMY MEDICAL CENTER		80	7	8%	87

COVID-19: testing by laboratory

Data through Apr 19, 2021 verified as of Apr 20, 2021 at 09:25 AM

Data in this report are provisional and subject to change.

The numbers in the table below represent the number of Florida and non-Florida residents for whom test results were received by the Department of Health. A person can be tested by more than one laboratory and can have both positive and negative results. **Therefore, the sum of the numbers in each column will be larger than the total number of people tested.**

Reporting lab	Inconclusive	Negative	Positive	Percent positive	Total
BISHOP GRADY VILLAS		85	2	2%	87
CHILDRENS CLINIC		39	48	55%	87
BRANDON HEALTH AND REHABILITATION CENTER	1	85	1	1%	87
CLYDE E LASSEN STATE VETERANS NURSING HOME		62	25	29%	87
UNIVERSITY OF NEW MEXICO HOSPITAL		87			87
BEACHES PEDIATRICS PA		81	5	6%	86
DISCOVERY VILLAGE AT THE FORUM		86			86
CHAMBREL AT ISLAND LAKE		82	4	5%	86
SUNCOAST TECHNICAL COLLEGE SCHOOL OF HEALTH		86			86
FLORIDA PEDIATRIC GROUP		31	55	64%	86
WALGREENS #12673		82	4	5%	86
ACE BIOMEDICAL LABS LLC		73	13	15%	86
BRILLIANCE ASSISTED LIVING		69	17	20%	86
PENSACOLA DEVELOPMENTAL CENTER		67	19	22%	86
Summit Medical Group, Pa DbA Citymd		79	7	8%	86
ST VINCENT'S BIRMINGHAM		78	7	8%	85
SUWANNEE COUNTY SHERIFF OFFICE		82	3	4%	85
PRMG - EAST NAPLES	1	73	11	13%	85
W. FRANK WELLS NURSING HOME		84	1	1%	85
MEDEXPRESS - BLOOMIN BRANDS		65	20	24%	85
MEDRITE URGENT CARE		71	14	16%	85
HUNTINGTON HOSPITAL LABORATORY		82	3	4%	85
OHI WEST INC		75	9	11%	84
PEDIATRIC SERVICES OF AMERICA INC		79	5	6%	84
ARBOR OAKS AT TYRONE	9	73	2	2%	84
ENCOMPASS HEALTH REHABILITATION HOSPITAL OF LARGO		81	3	4%	84
NITE LITE PEDIATRICS - JACKSONVILLE		76	8	10%	84
LONG TERM CARE OF JAY, LLC		63	21	25%	84
PINES OF SARASOTA GARDEN		84			84
SACRED HEART MEDICAL GROUP URGENT CARE		67	17	20%	84
PARK OF THE PALMS INC		83	1	1%	84
CANOPY ON BERRYHILL, THE		51	32	39%	83
LAKE HOWELL FAMILY MEDICINE ASSOCIATES		69	14	17%	83
LABCORP EMPLOYER SERVICES		82	1	1%	83
SHERMAN-ABRAMS LABORATORY INC		76	7	8%	83
MID FLORIDA PRIMARY CARE PA		69	14	17%	83
MISIR DRUGS LLC		70	13	16%	83
PLYMOUTH HOME FOR ADULTS, INC.	8	74	1	1%	83
JENNIFER J CHIAVETTA-GRLSANTI DC		66	17	20%	83
AR ANESTHESIA LLC		80	2	2%	82
Lexington Health and Rehabilitation Center		82			82
LAB		29	53	65%	82
DELCARE PA		66	16	20%	82
INSTITUTE OF PATHOLOGY KINGS COUNTY		79	3	4%	82
ARLINGTON OF NAPLES INC, THE		82			82
THE PAVILION FOR HEALTH CARE		72	10	12%	82
BIO-TECH CLINICAL LABORATORIES		41	40	49%	81

COVID-19: testing by laboratory

Data through Apr 19, 2021 verified as of Apr 20, 2021 at 09:25 AM

Data in this report are provisional and subject to change.

The numbers in the table below represent the number of Florida and non-Florida residents for whom test results were received by the Department of Health. A person can be tested by more than one laboratory and can have both positive and negative results. **Therefore, the sum of the numbers in each column will be larger than the total number of people tested.**

Reporting lab	Inconclusive	Negative	Positive	Percent positive	Total
LAB PLUS, LLC AT SAINT THOMAS WEST HOSPITAL		67	14	17%	81
HOLMES COUNTY HEALTH DEPARTMENT	1	67	13	16%	81
MEDICAL PAVILION CLINIC		63	18	22%	81
CAMPBELL URGENT CARE		15	66	81%	81
ECOLAB GROUP		45	35	44%	80
BALMORAL TENANT SERVICES INC	1	43	36	45%	80
ADVENT HEALTH - FOUR CORNERS ER		53	27	34%	80
INFINITY BIOLOGIX LLC OAKDALE		75	5	6%	80
BROWARD HEALTH MEDICAL CENTER CLINICAL LAB			80	100%	80
ALLIANCE PEDIATRICS		49	31	39%	80
CVS NY4098030POCT NEW YORK		78	1	1%	79
VETERANS AFFAIRS MEDICAL CENTER - PALO ALTO		28	51	65%	79
ROYAL CARE OF AVON PARK		76	3	4%	79
MIRIMUS CLINICAL LABS	2	33	44	56%	79
EDGEWATER AT WATERMAN VILLAGE		78	1	1%	79
CBS LABS OF TAMPA LLC		3	76	96%	79
LPG PRIMARY CARE AT SURFSIDE		70	9	11%	79
EMERGENCY PHYSICIANS MEDICAL CENTER LLC		57	22	28%	79
ALTAMONTE PEDIATRIC ASSOCIATES		31	48	61%	79
DOCTORS CENTER PA,THE		67	12	15%	79
SIMED LABORATORY		63	16	20%	79
WALGREENS 2941		74	4	5%	78
Gulfport Rehabilitation Center		75	3	4%	78
NEW MEXICO STATE PUBLIC HEALTH DIVISION		78			78
CONCENTRA - FT LAUDERDALE - COMMERCIAL BLVD		78			78
LAKE MORTON PLAZA□		75	3	4%	78
CENTRAL BALDWIN IMMEDIATE CARE & FAMILY PRACTICE		60	18	23%	78
AESTHETIC ENHANCEMENTS		78			78
VANDERBILT UNIVERSITY MEDICAL CENTER		69	9	12%	78
LEVY COUNTY DEPARTMENT OF HEALTH		56	21	27%	77
HEALTH FIRST - PALM BAY HOSPITAL		2	75	97%	77
BOND CLINIC PA		45	32	42%	77
ORANGE CITY NURSING AND REHAB		75	2	3%	77
GUIDEWELL EMERGENCY MEDICINE DOCTORS LLC		44	33	43%	77
PM PEDIATRICS		65	12	16%	77
SANTA BARBARA CARE CENTER		55	22	29%	77
THE GOOD SHEPARDS OF DELAND-WEST		76	1	1%	77
KINGS BAY PEDIATRICS LLC		71	6	8%	77
DOH-WEST PALM BEACH BRANCH LABORATORY		3	74	96%	77
WALGREENS 9627		71	6	8%	77
BAYCARE MEDICAL GROUP		71	6	8%	77
WEST VOLUSIA FAMILY AND SPORTS MEDICINE		75	2	3%	77
S-H THIRTY-FIVE OPCO- PORT ST LUCIE, LLC	1	75			76
COASTAL LABORATORIES OF FLORIDA		66	10	13%	76
DYNAMIC MEDICAL USA			76	100%	76
CLINICAL PATHOLOGY ASSOCIATES-SONIC REFERENCE LAB		76			76
ASSOCIATED CLINICAL LABORATORIES		68	8	11%	76

COVID-19: testing by laboratory

Data through Apr 19, 2021 verified as of Apr 20, 2021 at 09:25 AM

Data in this report are provisional and subject to change.

The numbers in the table below represent the number of Florida and non-Florida residents for whom test results were received by the Department of Health. A person can be tested by more than one laboratory and can have both positive and negative results. **Therefore, the sum of the numbers in each column will be larger than the total number of people tested.**

Reporting lab	Inconclusive	Negative	Positive	Percent positive	Total
NORTH SHORE UNIVERSITY HOSPITAL LABORATORY		69	7	9%	76
PROMEDICA LABORATORIES		21	55	72%	76
SMS DO PA		65	11	14%	76
GRAND ST PAUL CVS		75	1	1%	76
PANCARE HEALTH - FREEPORT CLINIC SUITE B		67	9	12%	76
WINDSOR REFLECTIONS		75	1	1%	76
CVS MINUTE CLINIC		1	75	99%	76
MOBILE PHYSICIAN SERVICES INC		68	8	11%	76
BROWARD HEALTH MEDICAL CENTER		3	72	96%	75
JACOBI MEDICAL CENTER		70	5	7%	75
WATERCREST ST LUCIE WEST	1	69	5	7%	75
ELLKAY HEALTHCARE DATA PLUMBERS	52	19	4	5%	75
BENTLEY VILLAGE II		66	9	12%	75
MICHAEL AKPEKE MD		66	9	12%	75
ADVENTHEALTH EXPRESSCARE		45	30	40%	75
PANCARE HEALTH - MALONE CLINIC		67	7	9%	74
SCOTT LAKE HEALTH AND REHABILITATION CENTER		71	3	4%	74
SUN CLINICAL LABORATORIES		73	1	1%	74
BROOKDALE OVIEDO		72	2	3%	74
CENTRAL FLORIDA PEDIATRICS		38	36	49%	74
NORTH FLORIDA PEDIATRICS		57	17	23%	74
OAK MANOR NURSING HOME		70	4	5%	74
LAKE CITY VA MEDICAL CENTER			74	100%	74
NOAH CLINICAL LABORATORY		63	11	15%	74
STONY BROOK SOUTHAMPTON		72	2	3%	74
EVIVIA		70	3	4%	73
GOOD HEARTS COVID TESTING		30	43	59%	73
PALM RIVER COMMUNITY HEALTH CENTER		66	7	10%	73
MEADOWCREST FAMILY PHYSICIANS PA	1	49	23	32%	73
TAMPA BAY CONCIERGE DOCTOR, LLC		71	2	3%	73
SIMEDHEALTH LLC		62	11	15%	73
HARMONY CLINIC		1	72	99%	73
DISCOVERY VILLAGE AT PALM BEACH GARDENS		71	2	3%	73
BENTLEY CARE CENTER		73			73
NOMI HEALTH LAB SERVICES LLC		5	68	93%	73
CONSULATE HEALTH CARE - LAKE MARY		72	1	1%	73
LABCORP		20	53	73%	73
FLORIDA MEDICAL CLINIC PA		50	22	31%	72
SOS MOBILE MEDICAL CARE LLC		61	11	15%	72
GV NAPLES OPCO, LLC		71	1	1%	72
MD LABS		45	27	38%	72
BioReference Laboratories, Inc		8	64	89%	72
CRAIG BERGER MD PL D/B/A BAY AREA EYE INSTITUTE		72			72
HAVEN OF OUR LADY OF PEACE		72			72
TITUSVILLE FAMILY PRACTICE		16	56	78%	72
BARNETT PARK☐		2	70	97%	72
MULBERRY CARE CENTER		62	10	14%	72

COVID-19: testing by laboratory

Data through Apr 19, 2021 verified as of Apr 20, 2021 at 09:25 AM

Data in this report are provisional and subject to change.

The numbers in the table below represent the number of Florida and non-Florida residents for whom test results were received by the Department of Health. A person can be tested by more than one laboratory and can have both positive and negative results. **Therefore, the sum of the numbers in each column will be larger than the total number of people tested.**

Reporting lab	Inconclusive	Negative	Positive	Percent positive	Total
ADVANCED LAB		67	4	6%	71
BOND CLINIC DR ELDEEB		35	36	51%	71
AMMON LABS		61	10	14%	71
SUNCOAST OPTIMAL WELLNESS		23	48	68%	71
LUTHERAN HAVEN ASSISTED LIVING		71			71
INDIGO MANOR☐		22	49	69%	71
ADVENT HEALTH - LAKE MARY		61	10	14%	71
ST VINCENTS PRIMARY CARE		64	7	10%	71
THOMAS INTERNAL MEDICINE		60	11	15%	71
INN AT ASTON GARDENS AT PELICAN POINTE,THE		67	4	6%	71
CL BRUMBACK PRIMARY CARE CLINICS		17	54	76%	71
STERLING HOUSE OF TALLAHASSEE	3	62	6	8%	71
Highlands Regional Hospital		63	7	10%	70
ENCOMPASS HEALTH REHABILITATION HOSPITAL		70			70
MED EXPRESS		6	64	91%	70
SUNCOAST COMMUNITY HEALTH CENTERS PEDIATRICS		21	49	70%	70
PRODUCTION HEALTH SAFETY MANAGEMENT		68	2	3%	70
BREVARD HEALTH ALLIANCE INC		67	3	4%	70
SUMMIT AT VENICE	2	63	5	7%	70
DEVELOPMENTAL DISABILITIES DEFENDANT PROGRAM		68	2	3%	70
USF HEALTH MORSANI CENTER		5	65	93%	70
THE TRADITION OF THE PALM BEACHES		68	2	3%	70
MICHAEL A VENAZIO MD		66	4	6%	70
LINCOLN MEDICAL AND MENTAL HEALTH CENTER		66	3	4%	69
EC OPCO PENSACOLA, LLC		68	1	1%	69
PLANTATION GENERAL HOSPITAL CLINICAL LAB		26	43	62%	69
PARKSIDE INN	3	64	2	3%	69
ARTHREX MEDICAL CENTER		39	30	43%	69
HERITAGE HEALTHCARE AND REHABILITATION CENTER		69			69
CP/AIG PENSACOLA DEVELOPMENT LLC		66	3	4%	69
MEMORIAL MANOR		69			69
SAN JOSE SENIOR CARE LLC	1	43	25	36%	69
TOWERS HOME CARE☐		64	4	6%	68
PROMEDICA SENIOR LIVING		64	4	6%	68
SUMTER PEDIATRICS		63	5	7%	68
BIG BOCA SMILES LLC☐		66	2	3%	68
AEL- MEMPHIS		17	51	75%	68
NAPHCARE INC		63	5	7%	68
NORTHWESTERN UNIVERSITY CORP		67	1	1%	68
GENPATH			68	100%	68
GEORGE E WEEMS MEMORIAL HOSPITAL LAB		58	10	15%	68
FAST PACE MEDICAL CLINIC, PLLC		57	11	16%	68
SOMERBY OF SANTA ROSA BEACH		58	9	13%	67
MEASE MANOR INC		63	4	6%	67
MANATEE COUNTY JAIL		65	1	2%	66
OKEECHOBEE URGENT CARE		17	49	74%	66
INTERNAL MEDICINE ASSOCIATES PA		62	4	6%	66

COVID-19: testing by laboratory

Data through Apr 19, 2021 verified as of Apr 20, 2021 at 09:25 AM

Data in this report are provisional and subject to change.

The numbers in the table below represent the number of Florida and non-Florida residents for whom test results were received by the Department of Health. A person can be tested by more than one laboratory and can have both positive and negative results. **Therefore, the sum of the numbers in each column will be larger than the total number of people tested.**

Reporting lab	Inconclusive	Negative	Positive	Percent positive	Total
MINUTECLINIC DIAGNOSTIC OF NEW JERSEY		58	8	12%	66
Stratford Court of Palm Harbor		56	10	15%	66
BOND AND STEELE CLINIC, PA		52	14	21%	66
AMERICAN FAMILY MEDICAL		53	13	20%	66
WILSON MEMORIAL REGIONAL MEDICAL CENTER		62	4	6%	66
MEDEX MEDICAL EXPRESS OF PALATKA			66	100%	66
ST JOSEPHS HOSPITAL SOUTH HOSPITAL			66	100%	66
SAMFORD UNIVERSITY HEALTH SERVICES		65	1	2%	66
VETERANS AFFAIRS MEDICAL CENTER - GULF COAST		27	39	59%	66
ISLAND COAST PEDIATRICS		58	7	11%	65
NXGEN MDX		20	45	69%	65
EAST HILL PHARMACY		46	19	29%	65
ADVENT HEALTH CENTRA CARE - WINTER GARDEN		19	46	71%	65
HERNANDO COUNTY FIRE RESCUE DISTRICT		31	34	52%	65
WADSWORTH HEALTH CENTER		62	3	5%	65
OUT OF STATE		40	25	38%	65
HORIZON ALF		64	1	2%	65
CORAL GABLES HOSPITAL			65	100%	65
REHAB AND HEALTHCARE CENTER OF CAPE CORAL		65			65
1ST PRIORITY LAB SERVICES		53	12	18%	65
SUMMER VISTA ASSISTED LIVING		38	27	42%	65
FLORIDA HEALTH CARE		8	57	88%	65
ATLAN		57	8	12%	65
MINUTECLINIC DIAGNOSTIC OF KANSAS, PA		56	9	14%	65
ROCKLEDGE REGIONAL MEDICAL CENTER		30	35	54%	65
BROOKDALE CENTRE POINTE	1	64			65
DAVENPORT PEDIATARICS CLERMONT PA		57	8	12%	65
JOSEPH L MORSE GERIATRIC CENTER	2	59	3	5%	64
LPG CONVENIENT CARE AT PINE ISLAND ROAD		58	6	9%	64
APC PEDIATRICS AT RYE ROAD MEDICAL PARK		63	1	2%	64
GREENLEAF ALF		63	1	2%	64
ADVENT HEALTH - PALM COAST		2	62	97%	64
NEMOURS CHILDRENS PRIMARY CARE OVIEDO		51	13	20%	64
TROY REGIONAL MEDICAL CENTER		53	11	17%	64
TRINITY AL SENIOR HOUSING LLC		45	19	30%	64
SAFARI PEDIATRICS PA		62	2	3%	64
GOLDEN POND COMMUNITIES		64			64
VIERA HEALTH AND REHABILITATION CENTER		62	2	3%	64
SILVER LAKE PEDIATRICS PA		57	7	11%	64
BRADFORD COUNTY HEALTH DEPARTMENT		63	1	2%	64
NORTH FLORIDA MEDICAL CENTER		58	6	9%	64
ORTHOPAEDIC SURGERY CENTER		63			63
DAVID POSNACK JEWISH DAY SCHOOL		63			63
KESHAV RX LLC		51	12	19%	63
PANCARE HEALTH - JACKSON COUNTY		52	11	17%	63
Palms at Ponte Vedra Assisted Livning and Memory Care		60	3	5%	63
NORTH FLORIDA PHARMACY		56	7	11%	63

COVID-19: testing by laboratory

Data through Apr 19, 2021 verified as of Apr 20, 2021 at 09:25 AM

Data in this report are provisional and subject to change.

The numbers in the table below represent the number of Florida and non-Florida residents for whom test results were received by the Department of Health. A person can be tested by more than one laboratory and can have both positive and negative results. **Therefore, the sum of the numbers in each column will be larger than the total number of people tested.**

Reporting lab	Inconclusive	Negative	Positive	Percent positive	Total
MEDI CLINIC SARASOTA INC		62	1	2%	63
CINNAMON COVE ALF		62	1	2%	63
BIOREFERENCE LABORATORIES INC		11	52	83%	63
BURRY'S PHARMACY INC		38	25	40%	63
ROSECASTLE OF JACKSONVILLE LLC		62	1	2%	63
Lakeside Oaks Care Center		59	4	6%	63
NORTH FLORIDA PEDIATRICS - JACKSONVILLE		57	6	10%	63
BEEHIVE HOMES OF GULF BREEZE		47	16	25%	63
NICEVILLE URGENT CARE		17	46	73%	63
MEDLOGIC LABORATORIES		3	59	95%	62
ST FRANCIS HOSPITAL		54	8	13%	62
MENTAL HEALTH CARE INC		53	9	15%	62
EMERALD COAST HOSPICE		61	1	2%	62
LAKELAND REGIONAL HEALTH		38	24	39%	62
OVERLOOK HOSPITAL LABORATORY		57	5	8%	62
MAIN STREET MEDICAL CENTER OF CRESTVIEW PA		41	21	34%	62
GRAND AVE PHARMACY		34	28	45%	62
PALM BAY URGENT CARE		28	34	55%	62
ERDOX		58	4	6%	62
DEPT OF VA MED CENTE-WEST PALM BEACH			62	100%	62
RITECARE MED CTR H			61	100%	61
Bon Secours Maria Manor		55	6	10%	61
ERIC C MRSHAL, MD, PC #1842		58	3	5%	61
WASHINGTON REHABILITATION AND NURSING CENTER		51	10	16%	61
ST CLOUD PHYSICIAN MANAGEMENT LLC DBA ST CLOUD		28	33	54%	61
CDR MAGUIRE INC	1	7	53	87%	61
FAMILY HEALTH CENTER		43	18	30%	61
INTERNAL LAB		50	10	17%	60
GRAND AVENUE RX			60	100%	60
CHILDREN'S HOSPITAL OF ALABAMA		59	1	2%	60
SONORAN DESERT PATHOLOGY ASSOCIATES		3	57	95%	60
ENCOMPASS HEALTH REHABILITATION HOSPITAL OF SARASOTA		60			60
81ST MEDICAL GROUP		28	32	53%	60
PREMISE HEALTH MIA		22	38	63%	60
WAVE CREST HEALTH AND REHABILITATION CENTER		57	3	5%	60
OCOEE PEDIATRICS		52	8	13%	60
WORLD OF PEDIATRICS LLC		52	8	13%	60
TWIN CREEKS ASSISTED LIVING & MEMORY CARE		57	3	5%	60
DOT DOC SARASOTA		55	5	8%	60
LEE COMMUNITY HEALTHCARE - LEHIGH		51	9	15%	60
LAKE CO EMPLOYEE HEALTH AND WELLNESS CENTER		53	7	12%	60
MINUTECLINIC DIAGNOSTIC OF HAWAII LLC		53	7	12%	60
ADVENTHEALTH MEDICAL GROUP MULTISPECIALTY			60	100%	60
CARE CENTERS OF NASSAU LLC MINER ROAD SOUTH		60			60
THE PRESERVE AT CLEARWATER		58	2	3%	60
JOHN D ARCHBOLD MEMORIAL HOSPITAL		59	1	2%	60
MARQUIS LABS, LLC		57	2	3%	59

COVID-19: testing by laboratory

Data through Apr 19, 2021 verified as of Apr 20, 2021 at 09:25 AM

Data in this report are provisional and subject to change.

The numbers in the table below represent the number of Florida and non-Florida residents for whom test results were received by the Department of Health. A person can be tested by more than one laboratory and can have both positive and negative results. **Therefore, the sum of the numbers in each column will be larger than the total number of people tested.**

Reporting lab	Inconclusive	Negative	Positive	Percent positive	Total
FLORIDA HEALTH CARE DELAND			59	100%	59
BIG BEND CARES, INC		51	8	14%	59
TBI RESIDENTIAL SERVICES, INC.		48	11	19%	59
STEINHATCHEE FAMILY MEDICAL CENTER☐	1	50	8	14%	59
UHEALTH AT FISHER ISLAND			59	100%	59
BIOTECH		52	7	12%	59
LAKE SHERIFF		45	14	24%	59
CARDIOLOGY AND MEDICINE ASSOCIATES		43	16	27%	59
FERN PARK DEVELOPMENTAL CENTER		5	54	92%	59
MILLENIUM PHYSICIANS GROUP		1	58	98%	59
Grand Villa of Clearwater		53	5	9%	58
CALHOUN COUNTY HEALTH DEPT		29	29	50%	58
SARATOGA HOSPITAL LABORATORY		52	6	10%	58
ADVENT HEALTH - MOUNT DORA		10	48	83%	58
SONATA BOCA RATON		54	4	7%	58
BUECHELE DENTAL PA DBA CLERMONT FAMILY DENTISTRY		48	10	17%	58
COOPER FAMILY MEDICAL, PLLC		48	10	17%	58
ALEXANDER NININGER STATE VETERANS		58			58
LEE MEMORIAL HEALTH SYSTEM D/B/A LEE COMMUNITY		53	5	9%	58
Margate Health and Rehabilitation Center		56	2	3%	58
TUKA PEDIATRICS		7	51	88%	58
KINDRED HOSPITAL CENTRAL TAMPA BLOOD GAS	1	52	5	9%	58
MICHIGAN DEPARTMENT OF HEALTH AND HUMAN SERVICES	1		57	98%	58
ASCENSION SACRED HEART BAY LABORATORY		54	3	5%	57
TGH URGENT CARE POWERED BY FAST TRACK			57	100%	57
KEY WEST MEDICAL CENTER	1	50	6	11%	57
ALZHEIMERS CARE CENTER OF VIERA LTD		37	20	35%	57
PREMIUM HEALTH SERVICES OF TAMPA BAY LLC		34	23	40%	57
THE CANOPY AT BERRYHILL		57			57
CORNERSTONE PEDIATRICS		45	12	21%	57
TREASURE COAST URGENT & FAMILY CARE		32	25	44%	57
VALENCIA HOUSE ALF		55	2	4%	57
ALL AMERICAN URGENT CARE			57	100%	57
KAPG FLEMING ISLAND SENIOR HOUSING OPCO LLC	1	56			57
BOCA BIOLISTICS LLC		46	11	19%	57
TRADITIONAL HOME HEALTH OF PALM BEACH INC		55	2	4%	57
GENESIS DERMATOLOGY		53	4	7%	57
BAYA URGENT CARE LLC		31	26	46%	57
MALCOM RANDALL DEPT OF VAMC			57	100%	57
FINLAY CLINICAL LABORATORY		20	37	65%	57
S-H THIRTY FIVE OPCO - ORANGE CITY, LLC		47	10	18%	57
MINUTECLINIC DIAGNOSTIC OF SOUTH CAROL		52	5	9%	57
VIP WALK IN CLINIC		34	23	40%	57
TIFFANY HALL NURSING AND REHAB		44	12	21%	56
SPRING MANOR ASSISTED LIVING		56			56
HIALEAH HOSPITAL RESPIRATORY DEPT			56	100%	56
EAGLES WATCH CLUSTER		47	9	16%	56

COVID-19: testing by laboratory

Data through Apr 19, 2021 verified as of Apr 20, 2021 at 09:25 AM

Data in this report are provisional and subject to change.

The numbers in the table below represent the number of Florida and non-Florida residents for whom test results were received by the Department of Health. A person can be tested by more than one laboratory and can have both positive and negative results. **Therefore, the sum of the numbers in each column will be larger than the total number of people tested.**

Reporting lab	Inconclusive	Negative	Positive	Percent positive	Total
MAUREEN OROURKE-FUTEY			56	100%	56
SOUTHSIDE HOSPITAL NORTHWELL HEALTH LABORATORY		49	7	13%	56
PATHOLOGY CONSULTANTS OF NEW MEXICO		56			56
CENTRA CARE – LAKE NONA		6	50	89%	56
URGENT CARE USA LLC		2	54	96%	56
ATRIA PARK OF LAKE FOREST (WG HERITAGE LF LLC)		54	2	4%	56
CITYMD OF MANAHAWKIN		54	2	4%	56
FLORIDA MEDICAL CLINIC - MULTI SPECIALTY CAMPUS		23	33	59%	56
Salerno Bay Health & Rehabilitation Center		45	10	18%	55
PREMIER MEDICAL ASSOCIATES ALL FLORIDA LLC		54	1	2%	55
VPA PC LAB		48	7	13%	55
SONATA HUNTERS CREEK		47	8	15%	55
LONG ISLAND UNIVERSITY - POST CAMPUS		50	5	9%	55
WEST ISLIP URGENT CARE		50	5	9%	55
GENTIVA HEALTH SERVICES CERTIFIED INC		52	3	5%	55
NITE LITE PEDIATRICS - PORT ST. LUCIE		46	9	16%	55
KENDALL REGIONAL MEDICAL CENTER LAB	3		52	95%	55
PALM BAY PEDIATRICS		36	19	35%	55
EAST CENTRAL FLORIDA OUTPATIENT IMAGING		43	12	22%	55
LPG PRIMARY CARE AT PINE ISLAND		45	10	18%	55
CERTUS MTD OPCP LLC		52	2	4%	54
SARASOTA CO. HEALTH DEPT # 58		40	14	26%	54
FG RAPID		49	5	9%	54
UNITED LABORATORY SERVICES CORPORATION		38	16	30%	54
ST. CLOUD MEDICAL GROUP		54			54
CAMBRIDGE SECURITY SERVICES		51	3	6%	54
JUNIPER VILLAGE AT NAPLES		53	1	2%	54
CLERMONT HEALTH AND REHAB		40	14	26%	54
APOLLOMDX LABS		32	22	41%	54
PENNSYLVANIA DEPARTMENT OF HEALTH BUREAU OF LABORATORIES			54	100%	54
ORLANDO CLINICAL RESEARCH CENTER		51	3	6%	54
FAMILY EXTENDED CARE OF PUNTA GORDA		54			54
Jupiter Medical Center Pavilion		53	1	2%	54
FUTURE PEDIATRICS		51	3	6%	54
NEW YORK PRESBYTERIAN - QUEENS DIAGNOSTIC		49	4	8%	53
ORCHID COVE AT DAYTONA		45	8	15%	53
ADVENT HEALTH EXPRESS CARE		5	48	91%	53
LPG PULMONOLOGY-COCONUT POINT		46	7	13%	53
UNIVERSITY OF WEST FLORIDA, THE		52	1	2%	53
Osprey Point Nursing Center		51	2	4%	53
ALLIANCE COMMUNITY FOR RETIREMENT LIVING		53			53
HOME CARE PHARMACY		53			53
LITTLE NECK URGENT CARE		51	2	4%	53
SOMERSET			53	100%	53
ROCHESTER GENERAL HOSPITAL LABORATORY		49	4	8%	53
MISSION OAKS ASSISTED LIVING □		51	2	4%	53
QUOTIENT SCIENCES LABS LLC			53	100%	53

COVID-19: testing by laboratory

Data through Apr 19, 2021 verified as of Apr 20, 2021 at 09:25 AM

Data in this report are provisional and subject to change.

The numbers in the table below represent the number of Florida and non-Florida residents for whom test results were received by the Department of Health. A person can be tested by more than one laboratory and can have both positive and negative results. **Therefore, the sum of the numbers in each column will be larger than the total number of people tested.**

Reporting lab	Inconclusive	Negative	Positive	Percent positive	Total
CAPE REGIONAL MEDICAL CENTER		50	3	6%	53
BARNES HEALTHCARE OF FLORIDA LLC		49	4	8%	53
LONG ISLAND JEWISH MED CTR		49	4	8%	53
GRAND VILLA OF DEL RAY WEST		48	4	8%	52
PHILLIPPE RIDGE		40	12	23%	52
TRINITY URGENT CARE		39	13	25%	52
INTERNAL MEDICINE SPECIALIST		46	6	12%	52
HOLY NAME HOSPITAL LABORATORY		50	2	4%	52
ADVANCE URGENT CARE CENTER, LLC		11	41	79%	52
SNH BRFL TENANT LLC	2	50			52
ADVENT HEALTH		49	3	6%	52
ST ANTHONYS PRIMARY CARE LLC/JACKSON STREET			52	100%	52
SOUTHEAST ALABAMA MEDICAL CENTER			51	100%	51
ST JOSEPHS CHILDRENS OUTREACH			51	100%	51
QHC UPSTATE MEDICAL PC		42	9	18%	51
LAKELAND REGIONAL HEALTH GATEWAY CENTER		28	23	45%	51
SOUTH CAROLINA DEPT OF HEALTH AND ENVIRONMENT CONTROL		11	40	78%	51
LPG PEDIATRICS AT PAGE FIELD		50	1	2%	51
TGH URGENT CARE - RIVERVIEW			51	100%	51
CITY OF OCALA EMPLOYEE HEALTH AND WELLNESS CENTER		44	7	14%	51
FELICIDAD MEDICAL CENTER		5	46	90%	51
AVANTE ST CLOUD		48	3	6%	51
LAKE INTERNAL MEDICINE ASSOCIATES PA		44	7	14%	51
WALGREENS CO		45	6	12%	51
LINCOLN DIAGNOSTIC LAB		49	2	4%	51
MIAMI CLINICAL RESEARCH CORP		12	39	76%	51
GULFVIEW MEDICAL INSTITUTE		51			51
GRAND VILLA OF ALTAMONTE SPRINGS		44	7	14%	51
INN AT THE FOUNTAINS, THE		34	17	33%	51
WALGREENS #10373		49	2	4%	51
THE MEDICAL GROUP OF SOUTH FLORIDA INC		44	6	12%	50
PRACTICE MANAGEMENT OF AMERICA, INC.		7	43	86%	50
MILLENNIA ADVANCED SCIENTIFIC LLC			50	100%	50
PORT ST. LUCIE - ZAXBY'S		50			50
IMMEDIATE CARE PA		46	4	8%	50
RAINBOW PEDIATRICS PC LLC / BREAKFAST POINT		39	11	22%	50
CARE ATC - ANDES			50	100%	50
MARIANNA HEALTH AND REHABILITATION CENTER		49	1	2%	50
HILA BECKERMAN MD LLC	1	45	4	8%	50
BENTON HOUSE OF PORT ORANGE		44	6	12%	50
MINUTECLINIC, LLC		44	6	12%	50
CAMP BOGGY CREEK		49	1	2%	50
AMELIA ASSISTED LIVING FACILITY		50			50
POPLAR HEALTHCARE PLLC	1	11	38	76%	50
TANVIR H SHAGAR NP		43	7	14%	50
BETHUNE-COOKMAN UNIVERSITY		32	18	36%	50
PROFESSIONAL PEDIATRICS		48	2	4%	50

COVID-19: testing by laboratory

Data through Apr 19, 2021 verified as of Apr 20, 2021 at 09:25 AM

Data in this report are provisional and subject to change.

The numbers in the table below represent the number of Florida and non-Florida residents for whom test results were received by the Department of Health. A person can be tested by more than one laboratory and can have both positive and negative results. **Therefore, the sum of the numbers in each column will be larger than the total number of people tested.**

Reporting lab	Inconclusive	Negative	Positive	Percent positive	Total
AHMG SURGICAL SPECIALIST		50			50
HIGHLANDS COUNTY FIRE RESCUE		50			50
PERSONAL PEDIATRICS PA		47	3	6%	50
Citymd Of Toms River		42	7	14%	49
DOH		23	26	53%	49
Guardian Care Nursing and Rehabilitation Center		49			49
SOLARIS SENIOR LIVING NORTH NAPLES		48	1	2%	49
NORTHBROOK CENTER FOR☐		47	2	4%	49
HEALTH FIRST - CAPE CANAVERAL HOSPITAL		1	48	98%	49
USF		1	48	98%	49
LIGHTHOUSE PEDIATRICS OF NAPLES		44	5	10%	49
IMA MEDICAL CENTER		34	15	31%	49
MADISON COUNTY MEMORIAL HOSPITAL LABORATORY		15	34	69%	49
SOFT CELL LABORATORIES		45	4	8%	49
OPTUMCARE SOUTH FLORIDA, LLC		42	7	14%	49
NIGHT LITE PEDIATRICS CENTER LLC		10	39	80%	49
ALLEGRO		47	2	4%	49
ADVENTIST HEALTH SYSTEM FLORIDA		34	15	31%	49
FHMG_CTR FOR SENIOR HEALTH		44	5	10%	49
MINUTECLINIC DIAGNOSTIC OF NORTH CAROLINA		47	2	4%	49
SEWANEE MOLECULAR DIAGNOSTICS LABORATO		48			48
MORTON PLANT			48	100%	48
COURTYARD GARDENS OF JUPITER		48			48
JFK MEDICAL CENTER NORTH LAB		1	47	98%	48
BAPTIST URGENT CARE		44	4	8%	48
NAPLES PEDIATRICS INC☐		43	5	10%	48
CAREMED INTERNAL MEDICINE		30	18	38%	48
PREMIER MEDICAL ASSOCIATES		46	2	4%	48
BITTINGS APOTHECARY INC		42	6	13%	48
HERNANDO ENDOSCOPY AND SURGERY CENTER		37	11	23%	48
GRAMERCY PARK URGENT CARE		46	2	4%	48
CARE 4 U MANAGEMENT, INC			48	100%	48
S-H THIRTY FIVE OPCO - LUTZ, LLC		47	1	2%	48
LYSTER ACH FT RUCKER AL		45	3	6%	48
BAY CENTER HURRICANE SHELTER		48			48
ADVENTHEALTH MEDICAL GROUP FAMILY MEDICINE		43	5	10%	48
COURTYARD GARDENS OF BOYNTON BEACH, LLC		45	3	6%	48
THE TERRACE OF JACKSONVILLE		3	45	94%	48
PREMIER COMMUNITY HEALTHCARE GROUP INC		46	2	4%	48
INTERCOASTAL MEDICAL GROUP		2	46	96%	48
ISLAND URGENT CARE PLLC		44	4	8%	48
GRAND OAKS OF PALM CITY LLC☐	1	41	6	13%	48
PANCARE HEALTH - BAY COUNTY - YOUNGSTOWN		42	5	11%	47
CAREATC INC BRANDON	9	35	3	6%	47
NAVARRE GARDENS		41	6	13%	47
SUNSHINE ASSISTED LIVING		47			47
URGENT CARE & WELLNESS CENTER		15	32	68%	47

COVID-19: testing by laboratory

Data through Apr 19, 2021 verified as of Apr 20, 2021 at 09:25 AM

Data in this report are provisional and subject to change.

The numbers in the table below represent the number of Florida and non-Florida residents for whom test results were received by the Department of Health. A person can be tested by more than one laboratory and can have both positive and negative results. **Therefore, the sum of the numbers in each column will be larger than the total number of people tested.**

Reporting lab	Inconclusive	Negative	Positive	Percent positive	Total
WINTER GARDEN REHAB AND NURSING CENTER		43	4	9%	47
PINES NURSING HOME		45	2	4%	47
ADVENT HEALTH - LAKE WALES		35	12	26%	47
POINTE AT NEW PORT PLACE,THE		47			47
SOMA MEDICAL CENTER PA #3		9	38	81%	47
ALWAYS BEST CARE SENIOR SERVICES		42	5	11%	47
ARCPOINT LABS OF WEST PALM BEACH		9	38	81%	47
FAMILY EXTENDED CARE OF WINTER HAVEN		45	2	4%	47
MOBILE DOC FL, LLC		29	18	38%	47
Rehabilitation Center of the Palm Beaches		47			47
COMPLETE HOME CARE OF THE PALM BEACHES LLC		43	4	9%	47
MAGNOLIA DIAGNOSTICS, LLC	1	19	27	57%	47
CONCENTRA URGENT CARE		43	4	9%	47
INTERLAB		1	46	98%	47
ADVENT HEALTH MEDICAL GROUP OB GYN AT		40	6	13%	46
EAST MANATEE FAMILY	1	1	44	96%	46
MINUTECLINIC DIAGNOSTIC MEDICAL GROUP		42	4	9%	46
WG EVERGREEN WOODS SH LLC		46			46
SUNSHINE PEDIATRICS OF CENTRAL FLORIDA PL		43	3	7%	46
LUTHERAN HAVEN EXTENDED CONGREGATE CAR		46			46
Heritage Park Care and Rehabilitation		46			46
COLLIER BLVD HMA PHYSICIAN MANAGEMENT LLC		46			46
HARTFORD HEALTH SERVICES LLC		46			46
ROYAL PALM SENIOR RESIDENCE		46			46
SIDDH INC DBA SAN CARLOS PHARMACY		43	3	7%	46
PREMIER PLACE HEALTHCARE AT THE GLENVIEW		46			46
NORTH FLORIDA / SOUTH GEORGIA VETERANS HEALTH SYSTEM		1	45	98%	46
PATRICK MANOR INCORPORATED		46			46
CDR MAGUIRE - MIAMI BEACH CC MISSION 17388		2	44	96%	46
H LEE MOFFITT CANCER CENTER MICRO		46			46
KAPG ST AUGUSTINE SENIOR HOUSING OPCO LLC		37	9	20%	46
TRICORE REF LABS - UNIV OF NM		46			46
MINUTECLINIC DIAGNOSTIC OF LOUISIANA		42	3	7%	45
STUART URGENT CARE			45	100%	45
NEOGENOMICS LABORATORIES INC		45			45
MID-FLORIDA PATHOLOGY, LLC		35	10	22%	45
BRP SH OPCO LLC		45			45
AVALON PARK RETIREMENT RESIDENCE		43	2	4%	45
SOUTHPORT SQUARE HARBOUR HEALTH		45			45
GREENSBORO PATHOLOGY LLC		34	11	24%	45
GOLFCREST HEALTHCARE CENTER		45			45
ROADS PEDIATRICS,LLC		42	3	7%	45
ORLANDO COVID TEST , LLC		39	6	13%	45
THORNBURG PEDIATRICS		41	4	9%	45
CITY OF CAPE CORAL		35	10	22%	45
WALGREENS 3145		42	3	7%	45
BD MEDICAL SYSTEMS		43	2	4%	45

COVID-19: testing by laboratory

Data through Apr 19, 2021 verified as of Apr 20, 2021 at 09:25 AM

Data in this report are provisional and subject to change.

The numbers in the table below represent the number of Florida and non-Florida residents for whom test results were received by the Department of Health. A person can be tested by more than one laboratory and can have both positive and negative results. **Therefore, the sum of the numbers in each column will be larger than the total number of people tested.**

Reporting lab	Inconclusive	Negative	Positive	Percent positive	Total
PLAINVIEW URGENT CARE		42	3	7%	45
NEXT MOLECULAR ANALYTICS		14	31	69%	45
ALLIANCE OF PHYSICIANS AGAINST COVID-19			45	100%	45
REDI-MED WALK-IN FAMILY CARE			45	100%	45
SAN CARLOS PHARMACY		39	6	13%	45
COLLIER URGENT CARE CENTERS		44	1	2%	45
LARA HEALTH AND WELLNESS CENTER LLC		45			45
LOURDES HOSPITAL INC		42	2	5%	44
CLEARWATER PAIN MANAGEMENT ASSOCIATES		42	2	5%	44
ASHTON PLACE	3	37	4	9%	44
ST JUDE LABORATORIES		40	4	9%	44
TRIPLE O MEDICAL SERVICES INC		41	3	7%	44
THE MERIDIAN AT BOCA RATON	1	43			44
Gulf Shore Care Center		39	5	11%	44
UNION MEDICAL CARE PLLC		43	1	2%	44
NEWPATH DIAGNOSTICS		36	8	18%	44
FLORIDA HOSPITAL		28	16	36%	44
INNOVATIVE GX LABORATORIES		37	7	16%	44
PRINCETON VILLAGE☐		40	4	9%	44
IMA MEDICAL GROUP POINCIANA		18	26	59%	44
BENTON HOUSE OF CLERMONT		44			44
RADIOLOGY ASSOCIATES OF VENICE AND ENGLEWOOD		42	2	5%	44
PEDIATRICS OF CENTRAL FLORIDA – SAINT CLOUD	2	40	2	5%	44
BRANCH MEDICAL CLINIC			43	100%	43
BIOFIRE		11	32	74%	43
CVS MINUTE CLINIC DIAGNOSTIC OF NORTH CAROL		37	6	14%	43
PINELLAS INTERNAL MEDICINE ASSOCIATES	1	39	3	7%	43
SOUTH FLORIDA BAPTIST HOSPITAL			43	100%	43
RESIDENTIAL PLAZA AT BLUE LAGOON INC		39	4	9%	43
CAREATC			43	100%	43
WOLFF CTR FOR CHILD & ADOLESCENT HEALTH PLLC,THE		26	17	40%	43
NORTH CAROLINA DEPARTMENT OF HEALTH & HUMAN SERVICES	1		42	98%	43
BRONX LEBANON HOSPITAL-MEDICAL CENTER		39	4	9%	43
University Hills health and Rehabilitation		33	10	23%	43
ADULT MEDICINE OF LAKE COUNTY INC			43	100%	43
FIRST CHOICE URGENT CARE		12	31	72%	43
DUVAL PHARMACY		32	11	26%	43
EC OPCO TIMBERLIN PARC LLC		43			43
THE PALMS PHARMACY, INC		40	3	7%	43
CAREHERE LAKE SCHOOLS EMPLOYEE HEALTH CENTER		29	14	33%	43
FLAGLER HOSPITAL INC	2		41	95%	43
LAKE MARY KIDS CENTRA CARE		33	10	23%	43
CLINICAL LABORATORY		42			42
LAKE COUNTY SCHOOLS EMPLOYEE HEALTH CENTER		30	12	29%	42
NORTHWELL HEALTH PLAINVIEW HOSPITAL LABORATORY		33	9	21%	42
BAYCARE MEDICAL GROUP INC		3	39	93%	42
Casa Mora Rehabilitation & Extended Care		40	2	5%	42

COVID-19: testing by laboratory

Data through Apr 19, 2021 verified as of Apr 20, 2021 at 09:25 AM

Data in this report are provisional and subject to change.

The numbers in the table below represent the number of Florida and non-Florida residents for whom test results were received by the Department of Health. A person can be tested by more than one laboratory and can have both positive and negative results. **Therefore, the sum of the numbers in each column will be larger than the total number of people tested.**

Reporting lab	Inconclusive	Negative	Positive	Percent positive	Total
MAIMONIDES-SHALOM ACADEMY, INC		41	1	2%	42
BAY STREET PHARMACY☐		39	3	7%	42
WHITE-WILSON MEDICAL CENTER		31	11	26%	42
PACIFICA SENIOR LIVING OCALA		37	5	12%	42
ATRIA WILLOW WOOD		40	2	5%	42
UNIVERSITY HOSPITAL		35	7	17%	42
LEE PHYSICIAN GROUP COLLEGE POINT		42			42
STAT ONE URGENT CARE CENTER		2	40	95%	42
Atlantic Shore Nursing and Rehab		42			42
LONGLEAF DIAGNOSTIC LABORATORIES		13	29	69%	42
LEE MEMORIAL HEALTH SYSTEM		37	5	12%	42
KIVA AT CANTERBURY		25	17	40%	42
BENTON HOUSE OF ST. JOHNS		40	2	5%	42
BULLS HEAD URGENT CARE		39	2	5%	41
UNIVERSITY OF ALABAMA		38	3	7%	41
CROSSROADS URGENT CARE		26	15	37%	41
ADVENTHEALTH MEDICAL GROUP FAMILY & INTERNAL		16	25	61%	41
D W MCMILLAN MEMORIAL HOSPITAL		30	11	27%	41
PEDIATRICS OF CENTRAL FLORIDA KISSI		33	8	20%	41
MAKO MEDICAL		21	20	49%	41
RIVERHEAD URGENT CARE		40	1	2%	41
WALGREEN		31	10	24%	41
GROWING TOGETHER PEDIATRICS, LLC		37	4	10%	41
FLORIDA HOSPITAL NEW SMYRNA		4	37	90%	41
EASTERN SHORE URGENT CARE		30	11	27%	41
CITRUS COUNTY HEALTH DEPARTMENT		35	6	15%	41
A & R RESEARCH GROUP		35	6	15%	41
LPG CONVENIENT CARE AT METRO		36	4	10%	40
STETSON UNIVERSITY STUDENT HEALTH CENTER		3	37	93%	40
FAMILY AND INTERNAL MEDICINE AT AVALON PARK		36	4	10%	40
WINDSOR WOODS REHAB & HEALTHCARE CTR		38	2	5%	40
SUNSHINE PEDIATRICS		39	1	3%	40
BELVEDERE COMMONS OF SUN CITY CENTER☐		40			40
THE LODGE AND REHABILITATION CENTER		24	16	40%	40
EMORY CLINIC, THE		38	2	5%	40
NIGHT LITE PEDIATRIC CENTER		10	30	75%	40
MULBERRY'S MOBILE PROVIDER SERVICES LLC☐		25	15	38%	40
M&V SAN JOSE MEDICAL CENTER			40	100%	40
CAPITAL REGIONAL MEDICAL CENTER		2	38	95%	40
BASSETTI MEDICAL RESEARCH INC		31	9	23%	40
ADVENT HEALTH CENTRA CARE - LAKELAND		30	10	25%	40
CLINICAL PATHOLOGY LABORATORIES, INC		40			40
PRIDE DIAGNOSTICS		24	16	40%	40
GRAND VILLA OF NEW PORT RICHEY		33	7	18%	40
EP MEDICAL EQUIPMENT PHARMACY		33	6	15%	39
WG BAYPOINT VILLAGE SH LLC		38	1	3%	39
BROOKDALE BRANDON	1	38			39

COVID-19: testing by laboratory

Data through Apr 19, 2021 verified as of Apr 20, 2021 at 09:25 AM

Data in this report are provisional and subject to change.

The numbers in the table below represent the number of Florida and non-Florida residents for whom test results were received by the Department of Health. A person can be tested by more than one laboratory and can have both positive and negative results. **Therefore, the sum of the numbers in each column will be larger than the total number of people tested.**

Reporting lab	Inconclusive	Negative	Positive	Percent positive	Total
MEDEX MEDICAL EXPRESS OF PALATKA LLC			39	100%	39
AU MEDICAL CENTER, INC	1	34	4	10%	39
GENEXPERT			39	100%	39
ISLAMORADA VILLAGE OF ISLANDS FIRE RESCUE		36	3	8%	39
CORRECTIONAL MEDICAL GROUP		27	12	31%	39
ORLANDO ORTHOPAEDIC OUTPATIENT SURGERY CENTER		33	6	15%	39
ANDALUSIA HEALTH		22	17	44%	39
WELLMED AT NEW TAMPA		28	11	28%	39
JUNIPER VILLAGE AT CAPE CORAL		34	5	13%	39
ENCOMPASS HEALTH REHABILITATION OF ALTAMONTE		34	5	13%	39
BOND CLINIC, PA		9	30	77%	39
ORLANDO HEALTH PRIMARY CARE PEDIATRICS		38	1	3%	39
UNIVERSITY BEHAVIORAL CENTER		39			39
BAY COUNTY JAIL ANNEX		34	5	13%	39
ADVENTHEALTH MEDICAL GROUP PULMONOLOGY		34	5	13%	39
CLINICAL RESEARCH SEQUENCING PLATFORM		8	31	79%	39
GUYAN VALLEY WELLNESS CENTER		32	7	18%	39
UNIVERSITY MEDICAL CTR OF PRINCETON AT		37	2	5%	39
BAYSHORE PATHOLOGY CONSULTANTS PA		37	2	5%	39
CEDAR CREEK AT KINGS BAY INC		39			39
REOPEN DIAGNOSTICS			38	100%	38
HOMEWOOD RESIDENCE AT FREEDOM PLAZA		37	1	3%	38
VETERANS AFFAIRS MEDICAL CENTER - NEW YORK HARBOR		36	2	5%	38
FLORIDA DEPARMENT OF HEALTH CLAY COUNTY		25	13	34%	38
MINUTE CLINIC DIAGNOSTIC OF VIRGINIA, LLC		37	1	3%	38
PALM POINT BEHAVIORAL HEALTH		38			38
Life Care Center of Citrus County		37	1	3%	38
AUTUMN OF SARASOTA		12	26	68%	38
STEWART MEDICAL GROUP, INC		21	17	45%	38
SOUTHCOR LABORATORY		4	34	89%	38
ENCOMPASS HEALTH REHABILITATION HOSPITAL OF PANAMA CITY		33	5	13%	38
TAYLORVILLE FAMILY MEDICINE		31	7	18%	38
CITRUS CARE CLINIC			38	100%	38
ATRIA SAN PABLO		36	2	5%	38
INNOVATION CLINICAL TRIALS, INC			38	100%	38
MOLECULAR DIAGNOSTICS		5	33	87%	38
CCRC @ SUNFLOWER LLC		35	3	8%	38
LMH SKILLED NURSING UNIT		38			38
ST AUGUSTINE PEDIATRIC ASSOC		33	4	11%	37
HOLLISMED LLC		35	2	5%	37
ONE MILO		37			37
BLUE SPRINGS SURGERY CENTER		37			37
METROPOLITAN CHARITIES INC		34	3	8%	37
COLLIER HMA PHYSICIAN MANAGEMENT LLC		27	10	27%	37
CARILLON SPORTS AND FAMILY MEDICINE		28	9	24%	37
DHMD		37			37
DCH REGIONAL MEDICAL CENTER LABORATORY		36	1	3%	37

COVID-19: testing by laboratory

Data through Apr 19, 2021 verified as of Apr 20, 2021 at 09:25 AM

Data in this report are provisional and subject to change.

The numbers in the table below represent the number of Florida and non-Florida residents for whom test results were received by the Department of Health. A person can be tested by more than one laboratory and can have both positive and negative results. **Therefore, the sum of the numbers in each column will be larger than the total number of people tested.**

Reporting lab	Inconclusive	Negative	Positive	Percent positive	Total
MINUTECLINIC DIAGNOSTIC OF RHODE ISLAND, LLC #1544		36	1	3%	37
SEWALLS POINT PHARMACY INC		29	8	22%	37
HARMONY HEALTH OPCO, LLC		16	21	57%	37
PATHOGENIUS LABORATORIES		30	7	19%	37
TNC WALK IN CLINIC		25	12	32%	37
CENTRAL FLORIDA HEALTH CARE INC WAUCHULA SITE 2		29	8	22%	37
ARTHREX MEDICAL CENTER EAST		25	12	32%	37
HR SARASOTA OPERATOR LLC		25	12	32%	37
UNION MEDICAL CARE		37			37
HOLZER HEALTH CENTER		5	32	86%	37
PECONIC BAY MEDICAL CENTER LABORATORY		28	9	24%	37
ST LUCIE COUNTY JAIL		28	9	24%	37
CONNECTICUT DEPARTMENT OF HEALTH		22	15	41%	37
FAMILY EXTENDED CARE OF SEBRING INC		35	2	5%	37
THE COLLIER AT NAPLES		36	1	3%	37
PONCE THERAPY CARE CENTER		34	3	8%	37
A AND R RESEARCH GROUP LLC		33	4	11%	37
HUNT CLUB MEDICAL		15	22	59%	37
ACCURATE DIAGNOSTIC LAB		35	2	5%	37
NORTHSIDE HOSPITAL EMERGENCY DEPT		33	4	11%	37
WALK IN MEDICAL URGENT CARE		37			37
ROCKLAND URGENT CARE FAMILY HEALTH NP		35	2	5%	37
ALAN A SMITH MD LLC		34	3	8%	37
WALGREENS COVID-19		27	9	25%	36
EASYCARE WALK-IN CLINIC	1	14	21	58%	36
AIR, LAND & SEA PHYSICALS & CONSULTATIONS, LLC		35	1	3%	36
MEDCOMP SCIENCES			36	100%	36
GRAND VILLA OF ST. PETERSBURG		34	2	6%	36
BVL/LITTLE ANGEL PEDIATRICS		36			36
MINUTECLINIC DIAGNOSTIC OF MICHIGAN		33	3	8%	36
WASHINGTON COUNTY HEALTH DEPARTMENT		24	12	33%	36
PATHGROUP		9	27	75%	36
WEINBERG VILLAGE		35	1	3%	36
EXPRESS CARE OF TAMPA BAY LLC		5	31	86%	36
MAINSTREET FAMILY URGENT CARE		1	35	97%	36
CARE HERE		12	24	67%	36
WELLSTAR KENNESTONE HOSPITAL		33	3	8%	36
ASSISTED LIVING OF BROWARD		36			36
GRAND VILLA OF ENGLEWOOD		31	5	14%	36
PINELLAS PARK FIRE DEPARTMENT		36			36
MINUTECLINIC, LLC, DBA MINUTECLINIC #5		32	4	11%	36
Kensington Gardens		36			36
PHYSICIAN ASSOCIATES LLC		26	10	28%	36
FLORIDA PEDIATRIC GROUP PA		28	8	22%	36
CRESTVIEW IMMEDIATE CARE LL		12	24	67%	36
MEDEXPRESS URGENT CARE WEST TAMPA			35	100%	35
ALABAMA CLINICS		19	16	46%	35

COVID-19: testing by laboratory

Data through Apr 19, 2021 verified as of Apr 20, 2021 at 09:25 AM

Data in this report are provisional and subject to change.

The numbers in the table below represent the number of Florida and non-Florida residents for whom test results were received by the Department of Health. A person can be tested by more than one laboratory and can have both positive and negative results. **Therefore, the sum of the numbers in each column will be larger than the total number of people tested.**

Reporting lab	Inconclusive	Negative	Positive	Percent positive	Total
BOCA TOXICOLOGY LLC		33	2	6%	35
NEUROINTERNATIONAL SARASOTA		32	3	9%	35
ADVENT HEALTH - FISH MEMORIAL		2	33	94%	35
LABORATORY MEDICINE CONSULTANTS-LMC PA		33	2	6%	35
MINUTE CLINIC LLC #2216		32	3	9%	35
SOUTHEASTERN OUTPATIENT SURGERY CENTER		32	3	9%	35
VIKOR SCIENTITIC		5	30	86%	35
FLORIDA PRESBYTERIAN HOMES INC		33	2	6%	35
WUESTHOFF MEMORIAL HOSPITAL			35	100%	35
NCHD		21	14	40%	35
ISLAND LAKE CENTER		14	21	60%	35
PARKSIDE HEALTH AND REHABILITATION CENTER			35	100%	35
P23 LABS		35			35
ST. MARYS MEDICAL CENTER		1	34	97%	35
REDI-MED WALK IN FAMILY CLINIC			35	100%	35
PORT SAINT JOHN FAMILY PRACTICE		21	14	40%	35
FHMG-FLORIDA HOSPITAL MEDICAL GROUP		25	10	29%	35
DOCTOR TODAY TLC LLC			35	100%	35
IRL		4	31	89%	35
POARCH BANC CREEK INDIANS TRIBAL HEALTH DEPARTMENT			35	100%	35
METRO KNOXVILLE HMA		25	10	29%	35
EMORY UNIVERSITY HOSPITAL		28	7	20%	35
SMH PHYSICIAN SERVICES INC		34	1	3%	35
HARBORCHASE OF WELLINGTON CROSSING		33	2	6%	35
JACKSON HEALTH SYSTEM		2	32	94%	34
LONG TERM CARE OF GULF BREEZE LLC		30	4	12%	34
SOUTHWEST LABS		34			34
TRADITIONAL HOME CARE INC		33	1	3%	34
GRAND VILLA OF PINELLAS PARK		32	2	6%	34
JAMAICA HOSPITAL MEDICAL CENTER		30	4	12%	34
TUSCAN GARDENS OF DELRAY BEACH MANAGEMENT COMPANY,		34			34
FLORIDA DEPARTMENT OF HEALTH IN MONROE COUNTY		27	7	21%	34
FAST PACE MEDICAL CLINIC		29	5	15%	34
THE SPRINGS OF PARC HILL		33	1	3%	34
WARDE MEDICAL LABORATORY		26	8	24%	34
CIGNA PBSO WEST PALM		3	31	91%	34
BAYCARE HEALTH SYSTEMS, LLC			34	100%	34
COMMUNITY MEDICAL CARE CENTER INC			34	100%	34
FLORIDA MEDICAL CLINIC IM MLK		24	10	29%	34
GULFSIDE HOSPICE INC		31	3	9%	34
PARAMOUNT WALK-IN CLINIC		1	33	97%	34
MIDDLETOWN MEDICAL P C		24	10	29%	34
FORT CAROLINE GARDENS, INC		32	2	6%	34
OCCUPATIONAL HEALTH CENTERS OF THE SOUTHWEST PA		29	5	15%	34
WEISS PEDIATRIC CARE LLC		20	14	41%	34
MINUTE CLINIC, LLC DBA MINUTECLINIC #4505		31	3	9%	34
KINDRED HOSPITAL OCALA		31	3	9%	34

COVID-19: testing by laboratory

Data through Apr 19, 2021 verified as of Apr 20, 2021 at 09:25 AM

Data in this report are provisional and subject to change.

The numbers in the table below represent the number of Florida and non-Florida residents for whom test results were received by the Department of Health. A person can be tested by more than one laboratory and can have both positive and negative results. **Therefore, the sum of the numbers in each column will be larger than the total number of people tested.**

Reporting lab	Inconclusive	Negative	Positive	Percent positive	Total
AYERS NURSING AND REHABILITATION CENTER		34			34
RASHDA ALBIBI M.D. P.A.		31	3	9%	34
JUPITER MEDICAL CENTER PHYSICIANS GROUP, INC		30	4	12%	34
Consulate Health Care of Orange Park		27	6	18%	33
EVERLYWELL		19	14	42%	33
LONG BEACH URGENT CARE		33			33
Grand Villa of Deerfield Beach		29	4	12%	33
PULSE & REMEDY LLC		18	15	45%	33
SANFORD MOBILE LAB PGA TOUR		32	1	3%	33
HUNTINGTON STATION URGENT CARE		32	1	3%	33
NIGHT LITE PEDIATRICS URGENT CARE CENTER			33	100%	33
CORAL HOUSE ASSISTED LIVING COMMUNITY LLC		33			33
LABORATORY ALLIANCE OF CENTRAL NEW YORK		31	2	6%	33
STATCARE URGENT AND WALK-IN MEDICAL CA		30	3	9%	33
AMBRY GENETICS CORPORATION	23	10			33
VILLA COURT LLC		33			33
BOND CLINIC		3	30	91%	33
STATEN ISLAND UNIVERSITY HOSPITAL-POUCH		32	1	3%	33
WESTWOOD NURSING AND REHABILITATION		28	5	15%	33
GREENRIDGE GROUP HOME	3	11	19	58%	33
VETERANS HOME		1	32	97%	33
MINUTE CLINIC DIAGNOSTIC OF SC, LLC #75		31	2	6%	33
AHSE ROP		32	1	3%	33
PHOSPHORUS DIAGNOSTICS		27	6	18%	33
RESIDENCE AT BAY VUE		31	2	6%	33
AMMON ANALYTICAL LABORATORIES		29	4	12%	33
GRAND VILLA OF LARGO		28	5	15%	33
VETERAN AFFAIRS MEDICAL CENTER - JAMES J PETERS		30	3	9%	33
NURSES HELPING HANDS INC ALF		33			33
KISSIMMEE VA OUTPATIENT CLINIC		29	3	9%	32
COLORADO DEPARTMENT OF HEALTH LABORATORY SERVICES DIVISION			32	100%	32
OPIS COQUINA CENTER		32			32
ACCESS 365 URGENT CARE		10	22	69%	32
MINUTE CLINIC DIAGNOSTIC OF VIRGINIA		25	7	22%	32
SYNIVERSE WELLNESS CENTER		27	5	16%	32
TREASURE ISLE LLC		32			32
MADISON POINTE CARE CENTER		32			32
IPSUM DIAGNOSTICS		3	29	91%	32
BAYSIDE LABORATORIES INC		32			32
PIERCE INSTRUMENTS INC		31	1	3%	32
PASSPORT HEALTH ORLANDO		32			32
CLEARWATER EMPLOYEE HEALTH CLINIC		15	17	53%	32
WESTMINSTER ST AUGUSTINE		32			32
ADVANCED URGENT CARE		12	20	63%	32
MINUTE CLINIC DIAGNOSTIC OF NEW JERSEY		31	1	3%	32
UNION CHD		29	3	9%	32
MEDEMERGE		30	2	6%	32

COVID-19: testing by laboratory

Data through Apr 19, 2021 verified as of Apr 20, 2021 at 09:25 AM

Data in this report are provisional and subject to change.

The numbers in the table below represent the number of Florida and non-Florida residents for whom test results were received by the Department of Health. A person can be tested by more than one laboratory and can have both positive and negative results. **Therefore, the sum of the numbers in each column will be larger than the total number of people tested.**

Reporting lab	Inconclusive	Negative	Positive	Percent positive	Total
WOMENS CARE FLORIDA LABORATORY		25	7	22%	32
Heartland Health Care Center North Sarasota		18	14	44%	32
FLORIDA HOSPITAL PHYSICIAN GROUP		19	13	41%	32
UR CARE FAMILY AND SPORTS MEDICINE			31	100%	31
UNIPATH		24	7	23%	31
DISCOVERY COMMONS AT BRADENTON		31			31
CHIPOLA MEDICAL ASSOCIATES		11	20	65%	31
LEE PHYSICIAN GROUP		28	3	10%	31
FLORIDA ENDOSCOPY & SURGERY CTR LLC		31			31
LabCorp L#09258130 M#09258125		12	19	61%	31
PREMIER URGENT CARE CENTER LLC			31	100%	31
COLLIER ANESTHESIA PAIN LLC		31			31
REGENCY PARK ASSISTED LIVING FACILITY		29	2	6%	31
LAKE MARY - STIRLING CENTER SUITE 202			31	100%	31
ENT AND ALLERGY ASSOCIATES OF FLORIDA LLC		30	1	3%	31
FLORIDA MEDICAL CL ODOM TPA		17	14	45%	31
HEALTH FIRST - VIERA HOSPITAL		1	30	97%	31
FAMILY CARE PARTNERS URGENT CARE LLC		25	6	19%	31
CERON PEDIATRICS & INTEGRATIVE MEDICINE		31			31
TAMPA URGENT CARE			31	100%	31
CITY OF NAPLES FIRE RESCUE		27	4	13%	31
ADVENTHEALTH MEDICAL GROUP FAMILY MEDICINE AT RDV		31			31
MICHAEL J D'AMBROSE MD PA		29	2	6%	31
OAKMONTE VILLAGE		30	1	3%	31
MIGUEL E TREVINO MD PA		27	4	13%	31
CARDIOLOGY AND MEDICINE ASSOCIATES INC		30	1	3%	31
STEINHATCHER DRUGS		25	6	19%	31
STUART REHABILITATION AND HEALTHCARE		15	16	52%	31
Wiregrass Rehabilitation Center and Nursing Home		28	3	10%	31
NORTH PINELLAS CHILDRENS MEDICAL CENTER			31	100%	31
ALPHA PHARMACY		28	3	10%	31
COUNTY OF LOS ANGELES			31	100%	31
AMERICAN ESOTERIC LABORATORIES		15	16	52%	31
HERITAGE WATERSIDE		27	3	10%	30
COLORADO DEPARTMENT OF PUBLIC HEALTH AND ENVIRONMENT			30	100%	30
COOPER HEALTHCARE		27	3	10%	30
HOLIDAY MEDICAL ASSOCIATES		4	26	87%	30
SPRINGWOOD COURT		25	5	17%	30
PERDIDO URGENT CARE		1	29	97%	30
MIDNIGHT MEDICINE			30	100%	30
AMEERAH LABS			30	100%	30
THE TERRACE AT IVY ACRES ALF		11	19	63%	30
MINUTECLINIC, LLC #4230		26	4	13%	30
MINUTECLINIC DIAGNOSTIC OF RHODE ISLAND, LLC #212		30			30
BUREAU OF PUBLIC HEALTH	1	9	20	67%	30
ORLANDO FAMILY MEDICINE		14	16	53%	30
OAK HARBOR ASSISTED LIVING FACILITY		27	3	10%	30

COVID-19: testing by laboratory

Data through Apr 19, 2021 verified as of Apr 20, 2021 at 09:25 AM

Data in this report are provisional and subject to change.

The numbers in the table below represent the number of Florida and non-Florida residents for whom test results were received by the Department of Health. A person can be tested by more than one laboratory and can have both positive and negative results. **Therefore, the sum of the numbers in each column will be larger than the total number of people tested.**

Reporting lab	Inconclusive	Negative	Positive	Percent positive	Total
MINUTECLINIC, LLC #08366		25	5	17%	30
HOUSE CALLS PROFESSIONAL LLC		26	4	13%	30
JOSEF SCHENKER MD PC		30			30
WILLAMETTE VALLEY TOXICOLOGY LLC		28	2	7%	30
GRAND LIVING AT LAKEWOOD RANCH		29	1	3%	30
Okeechobee Health Care Facility		16	14	47%	30
ADVENT HEALTH PRIMARY CARE PLUS, WINTER GARDEN		26	4	13%	30
CLINCLOUD, LLC			30	100%	30
MARTHA'S HOUSE & ASSISTED LIVING FACILITY		30			30
CARLOS F FUSTER MD PA		28	2	7%	30
DAVID LAWRENCE CENTER		26	4	13%	30
MARYLAND DEPARTMENT OF HEALTH			30	100%	30
BAPTIST PRIMARY BLACK CREEK SOUTH			30	100%	30
FORT VALLEY STATE UNIVERSITY		29	1	3%	30
SANITAS		4	26	87%	30
CENTER ONE SURGERY CENTER		24	6	20%	30
BOCA BIOLISTIC REFERENCE LAB			30	100%	30
STATCARE URGENT & WALK IN MEDICAL CARE		27	3	10%	30
JOSEF SCHENKER MD PC DBA CENTERS URGENT		28	2	7%	30
LAKELAND NURSING AND REHABILITATION CENTER			29	100%	29
JOSEPH SCHENKER MD PC DBA CENTERS URGENT		25	4	14%	29
SUNTREE INTERNAL MEDICINE		29			29
BROOKWOOD BAPTIST MEDICAL CENTER		28	1	3%	29
RENAISSANCE SENIOR LIVING	1	28			29
PALMS, THE		29			29
TOTTENVILLE CIRCLE URGENT CARE		29			29
CDC		17	12	41%	29
STEWART MELBOURNE HOSPITAL			29	100%	29
MINUTECLINIC DIAGNOSTIC OF LOUISIANA,		26	3	10%	29
WIREGRASS CLINIC LLC		23	6	21%	29
CANCER RESEARCH LAB, BOB JONES UNIVERSITY		27	2	7%	29
PANCARE HEALTH - BONIFAY K-8			29	100%	29
ROBERT H JENKINS JR VETERANS' DOMICILIARY HOME OF		26	3	10%	29
PINELLAS 1 HOME HEALTH CARE CORP		28	1	3%	29
COMPREHENSIVE CHILDCARE		23	6	21%	29
SOUTHEAST GEORGIA HEALTH SYSTEM, INC		24	5	17%	29
Grand Villa of Dunedin		23	6	21%	29
ORLANDO ORTHOPAEDIC CENTER		27	2	7%	29
LEE COMMUNITY HEALTHCARE INC CAPE CORAL		28	1	3%	29
INTERIM HEALTHCARE OF NORTHWEST FLORIDA INC		27	2	7%	29
MEDPEDS ASSOCIATES OF SARASOTA PA		26	3	10%	29
PALM GARDEN OF JACKSONVILLE		27	2	7%	29
GOOD SAMARITAN HOSPITAL LABORATORY		26	3	10%	29
CHILDREN'S MEDICAL CENTER			29	100%	29
UNIVERSITY OF ILLINOIS VETERINARY DIAG	1	27	1	3%	29
LPG PRIMARY CARE AT BONITA BAY LIFESTYLE CENTER		26	3	10%	29
UCLA HEALTHCARE CLINICAL LABS		23	6	21%	29

COVID-19: testing by laboratory

Data through Apr 19, 2021 verified as of Apr 20, 2021 at 09:25 AM

Data in this report are provisional and subject to change.

The numbers in the table below represent the number of Florida and non-Florida residents for whom test results were received by the Department of Health. A person can be tested by more than one laboratory and can have both positive and negative results. **Therefore, the sum of the numbers in each column will be larger than the total number of people tested.**

Reporting lab	Inconclusive	Negative	Positive	Percent positive	Total
PRO HEALTH HARMONY		29			29
P4CLINICAL	3	2	24	83%	29
UNIV OF ROCHESTER-STRONG MEMORIAL HOSP		28	1	3%	29
CAPE CORAL HOSPITAL ABG LABORATORY		16	13	45%	29
LAKE BUTLER HOSPITAL		28	1	3%	29
NEMOURS CHILDRENS CLINIC		22	7	24%	29
BOCA SIMON LAB		1	28	97%	29
ST PETER'S BENDER LABORATORY		28	1	3%	29
DUVAL COUNTY HEALTH DEPARTMENT		29			29
NATIONAL MENTOR HEALTHCARE LLC			28	100%	28
Cleveland Clinic Laboratories		4	24	86%	28
ROSLYN URGENT CARE		27	1	4%	28
CHILDRENS MEDICAL CENTER			28	100%	28
PORT ST LUCIE HOSPITAL		25	3	11%	28
MAYO CLINIC JACKSONVILLE		3	25	89%	28
SANFORD PEDIATRIC ASSOCIATES, PA		26	2	7%	28
KEY PRIMARY CARE			28	100%	28
MED LABS DIAGNOSTICS		11	17	61%	28
BROWARD HEALTH IMPERIAL POINT NURSING			28	100%	28
A LILIKO'I PHARMACY LLC		25	3	11%	28
ORANGE PEDIATRICS			28	100%	28
FAMILY CARE PARTNERS		18	10	36%	28
MARION PEDIATRICS PA		21	7	25%	28
ACTIVE SENIOR LIVING		26	2	7%	28
WEST BROWARD CARE CENTER		24	4	14%	28
LAKE PLACID HEALTH AND REHABILITATION		1	27	96%	28
GRAND VILLA OF BOYNTON BEACH		27	1	4%	28
TIFFANY LAKE CARE CENTERS INC		27	1	4%	28
PBSO WEST PALM FAMILY PRACTICE		1	27	96%	28
VENICE URGENT CARE – GULF COAST		1	27	96%	28
ENGLEWOOD HOSPITAL AND MEDICAL CENTER		23	5	18%	28
SOMA MEDICAL CENTER # 4		5	23	82%	28
ENCOMPASS HEALTH REHABILITATION HOSPITAL OF MIAMI		27	1	4%	28
PARK WEST MEDICAL CENTER		27	1	4%	28
ASTORIA HEALTH AND REHABILITATION CENTER		27	1	4%	28
URGENT CARE CENTER			28	100%	28
ECC PEDIATRICS		28			28
GADSDEN COUNTY HEALTH DEPARTMENT		22	6	21%	28
BROOKDALE PHILLIPPI CREEK			28	100%	28
ADVENT HEALTH MEDICAL GROUP- FAMILY MEDICINE AT DR. PHILIPS		23	5	18%	28
MONTEFIORE NEW ROCHELLE HOSPITAL		25	3	11%	28
TGH URGENT CARE – WESLEY CHAPEL			28	100%	28
WALGREENS #05625		26	2	7%	28
EDEN AT CRESTVIEW		12	16	57%	28
FIRST CHOICE PEDIATRICS LOOP		25	3	11%	28
EPIC REFERENCE LABS INC			27	100%	27
MINUTECLINIC DIAGNOSTIC OF TN PC #6435		24	3	11%	27

COVID-19: testing by laboratory

Data through Apr 19, 2021 verified as of Apr 20, 2021 at 09:25 AM

Data in this report are provisional and subject to change.

The numbers in the table below represent the number of Florida and non-Florida residents for whom test results were received by the Department of Health. A person can be tested by more than one laboratory and can have both positive and negative results. **Therefore, the sum of the numbers in each column will be larger than the total number of people tested.**

Reporting lab	Inconclusive	Negative	Positive	Percent positive	Total
SUNCOAST LABS			27	100%	27
BROOKDALE UNIVERSITY HOSPITAL		25	2	7%	27
MINIMALLY INVASIVE VASCULAR INC		25	2	7%	27
ENCOMPASS HEALTH REHABILITATION HOSPITAL OF OCALA		26	1	4%	27
TALLAHASSEE DEVELOPMENTAL CENTER☐		26	1	4%	27
ST VINCENTS AMBULATORY CARE INC DBA		24	3	11%	27
EMORY BENNETT VETERANS NURSING HOME	1	26			27
URGENT FAMILY CARE INC		24	3	11%	27
HOWARD BEACH URGENT CARE		25	2	7%	27
GEORGIA HEART CENTER (MSC 53), NAVICEN		25	2	7%	27
Clearwater Center		13	14	52%	27
VIRTUA		23	4	15%	27
MINUTECLINIC DIAGNOSTIC OF TEXAS		23	4	15%	27
HEALTHPARK MEDICAL CENTER ABG LAB		26	1	4%	27
MINUTECLINIC DIAGNOSTIC OF TN, PC 374		23	4	15%	27
VASSAR BROTHERS MEDICAL CENTER LABORATORY		25	2	7%	27
VOLUSIA COUNTY BRANCH JAIL		1	26	96%	27
SPANISH RIVER HIGH SCHOOL ESE		23	4	15%	27
ATRIA LADY LAKE		27			27
LPG PRIMARY CARE AT CAPE CORAL PARKWAY		22	5	19%	27
GERALD J KIVETT MD		24	3	11%	27
CANTON-POTSDAM HOSPITAL LABORATORY		26	1	4%	27
GASTROENTEROLOGY ASSOCIATES OF PENSACOLA PA		23	4	15%	27
RAINBOW PEDIATRICS		1	26	96%	27
KIVA AT CANTERBURY, LLC		27			27
ACCESS HEALTH CARE PHYSICIANS LLC		10	17	63%	27
LOOP PEDIATRICS		22	5	19%	27
EXPRESS CARE OF BELLEVIEW		27			27
ADVENT HEALTH MEDICAL GROUP FAMILY AND INTERNAL MEDICINE AT AVALON PAR		24	3	11%	27
PHYSICIANS CARE		23	4	15%	27
Summit Medical Group Westfield Lab		24	3	11%	27
THE COMMONWEALTH OF MASSACHUSETTS		1	26	96%	27
VICK STREET MANOR		27			27
LEXINGTON PLACE SENIOR LIVING COMMUNITY		27			27
HARBOUR ISLAND PEDIATRICS		18	9	33%	27
BROOKDALE SOUTHPOINT			27	100%	27
RAYMOND BASRI MD		24	2	8%	26
LAKES DIALYSIS CENTER INC			26	100%	26
MINUTECLINIC, LLC, DBA MINUTECLINIC #2544		25	1	4%	26
WELLMED AT PLANT CITY		12	14	54%	26
LOT HEALTH SERVICES☐	1	25			26
ABL MEDICAL CARE LLC			26	100%	26
ADVENT HEALTH PARTIN SETTLEMENT HEALTH PARK		18	8	31%	26
DARDEN WELLNESS CENTER		23	3	12%	26
WAKULLA COUNTY HEALTH DEPARTMENT		12	14	54%	26
PULMONARY SPECIALISTS OF THE PALM BEACHES		16	10	38%	26
EXPRESS FAMILY CARE LLC		11	15	58%	26

COVID-19: testing by laboratory

Data through Apr 19, 2021 verified as of Apr 20, 2021 at 09:25 AM

Data in this report are provisional and subject to change.

The numbers in the table below represent the number of Florida and non-Florida residents for whom test results were received by the Department of Health. A person can be tested by more than one laboratory and can have both positive and negative results. **Therefore, the sum of the numbers in each column will be larger than the total number of people tested.**

Reporting lab	Inconclusive	Negative	Positive	Percent positive	Total
SHORE MEMORIAL HOSPITAL		23	3	12%	26
SUMMERGATE PHARMACY		24	2	8%	26
CARENOW - DOWNTOWN NORTH GULCH		24	2	8%	26
BIG BEND HOSPICE INC		26			26
EAST HILL MEDICAL GROUP		17	9	35%	26
PALM BEACH COUNTY FIRE RESCUE		24	2	8%	26
MEDEXPRESS URGENT CARE - BLOOMINGTON		22	4	15%	26
NEW YORK METHODIST HOSPITAL		22	4	15%	26
OPTIMAL CARE PEDIATRICS		7	19	73%	26
FORT SANDERS REGIONAL LABORATORY		26			26
SUMMIT MEDICAL GROUP - 75 E NORTHFIELD		22	4	15%	26
LEE COMMUNITY HEALTHCARE INC NORTH FORT MYERS		26			26
THE MINIER URGENT CARE		20	6	23%	26
MONCRIEF ARMY HEALTH CLINIC			26	100%	26
DELRAY BEACH FACIAL PLASTIC SURGERY		26			26
1 TOUCH TOTALCARE SOLUTIONS		23	3	12%	26
ARCPPOINT LABS OF FORT LAUDERDALE		25	1	4%	26
MAGNOLIA PEDIATRICS		4	22	85%	26
OAKTREE HEALTHCARE			26	100%	26
CARE CENTERS OF NASSAU LLC MINER ROAD NORTH		26			26
CENTERPLACE HEALTH		5	21	81%	26
CVS NC3516POCT WINSTON SALEM		24	2	8%	26
RJ LEE GROUP	1	23	2	8%	26
HUNT CLUB PEDIATRIC ASSOCIATES LLC		21	5	19%	26
MD BEAUTY LABS, PA		24	2	8%	26
CVA MINUTE CLINIC DIAGNOSTIC OF VIRGINIA, LLC		25	1	4%	26
TREEHOUSE PEDIATRICS & FAMILY CARE		26			26
JACK BANDEL MD PA		26			26
West Gate Village, LLC		25			25
ASURANCE SCIENTIFIC LABORATORIES		24	1	4%	25
NEWYORK-PRESBYTERIAN/ LAWRENCE HOSPITAL LABORATORY		22	3	12%	25
MADWAR		19	6	24%	25
HENDRY REGIONAL CORPORATE HEALTH			25	100%	25
SOUTH FLORIDA DIALYSIS CENTER		8	17	68%	25
PALMETTO PEDIATRICS			25	100%	25
MINUTECLINIC DIAGNOSTIC OF ILLINOIS L		20	5	20%	25
WESTPAC LABS		1	24	96%	25
ADVENT HEALTH - LAKE MARY PEDIATRICS		16	9	36%	25
COASTAL COMPLETE CARE		11	14	56%	25
MINUTECLINIC DIAGNOSTIC OF TN PC #378		22	3	12%	25
GREEN GABLES ASSISTED LIVING FACILITY		25			25
UNIV OF NORTH ALABAMA HEALTH CENTER		22	3	12%	25
MINUTECLINIC DIAGNOSTIC OF NORTH		22	3	12%	25
ENCOMPASS HOME HEALTH OF THE SOUTHEAST LLC		23	2	8%	25
COMMUNITY HEALTH OF SOUTH FLORIDA			25	100%	25
MINUTE CLINIC DIAGNOSTIC OF TEXAS, LLC		22	3	12%	25
TOTAL ACCESS URGENT CARE		1	24	96%	25

COVID-19: testing by laboratory

Data through Apr 19, 2021 verified as of Apr 20, 2021 at 09:25 AM

Data in this report are provisional and subject to change.

The numbers in the table below represent the number of Florida and non-Florida residents for whom test results were received by the Department of Health. A person can be tested by more than one laboratory and can have both positive and negative results. **Therefore, the sum of the numbers in each column will be larger than the total number of people tested.**

Reporting lab	Inconclusive	Negative	Positive	Percent positive	Total
PHYSICIANS STAT		3	22	88%	25
COASTAL SKIN SURGERY AND DERMATOLOGY		18	7	28%	25
JUPITER MEDICAL CENTER		1	24	96%	25
ST. CLOUD HOSPITAL		20	5	20%	25
HALIFAX HEALTH URGENT CARE		4	21	84%	25
ADVENT HEALTH EXPRESS		9	16	64%	25
MINUTECLINIC DIAGNOSTIC OF PENNSYLVANI		24	1	4%	25
TREASURE COAST URGENT CARE			25	100%	25
CENTRAL FLORIDA PEDIATRIC URGENT CARE LLC		21	4	16%	25
FEDERAL PRISON CAMP PENSACOLA			25	100%	25
MINUTECLINIC DIAGNOSTIC OF TN PC #6363		20	5	20%	25
SUNQUEST		3	22	88%	25
THE WATERMARK AT VISTAWILLA		25			25
CVS NC7047POCT DURHAM		25			25
UTAH DEPARTMENT OF HEALTH			24	100%	24
SENIOR HEALTH OF WINTER PARK DUNDEE		24			24
VENICE REGIONAL BAYFRONT HEALTH			24	100%	24
ADIRONDACK MEDICAL CENTER		24			24
WELLNOW URGENT CARE		23	1	4%	24
PRIME CARE ONE LLC/HARBORCHASE OF VENICE			24	100%	24
LAKE NONA MEDICAL SERVICES		16	8	33%	24
PASSPORT HEALTH OF TAMPA BAY		21	3	13%	24
JESSIE TRICE COMMUNITY HEALTH SYSTEM, INC		8	16	67%	24
PACIFICA SENIOR LIVING FORT MYERS		15	9	38%	24
STATE LAB		2	22	92%	24
HENNEPIN COUNTY MEDICAL CENTER (HCMC)		13	11	46%	24
WESTPAC LABS INC	1	12	11	46%	24
ST ELIZABETH MEDICAL CENTER LABORATORY		21	3	13%	24
LABORATORY DYNAMICS		20	4	17%	24
ST VINCENT'S EAST		22	2	8%	24
URGENT CARE USA			24	100%	24
PEDIATRICS IN BREVARD-COCOA BEACH		19	5	21%	24
PALMS MEDICAL GROUP - LAKE CITY WEST		3	21	88%	24
SARASOTA MEMORIAL NURSING & REHABILITATION CTR		24			24
ADEPT INPATIENT MEDICAL SERVICES PC		24			24
South Heritage Health and Rehab		24			24
TIMBERLANE LODGE ALF	1	16	7	29%	24
COURTYARDS OF ORLANDO		24			24
AVENTIS BIO-SERVICES CTL		24			24
SOUTH NASSAU COMMUNITIES HOSPITAL		20	4	17%	24
RAINBOW PEDIATRIC CENTER		2	22	92%	24
MADISON COUNTY MEMORIAL HOSP		12	12	50%	24
MORTON PLANT NORTH BAY HOSPITAL			24	100%	24
PHYSICIANS PRIMARY CARE OF SW FLORIDA PL		24			24
HEALTH MED CENTERS		24			24
THE CHAPPEL GROUP RESEARCH		24			24
TARPON BAYOU CENTER			24	100%	24

COVID-19: testing by laboratory

Data through Apr 19, 2021 verified as of Apr 20, 2021 at 09:25 AM

Data in this report are provisional and subject to change.

The numbers in the table below represent the number of Florida and non-Florida residents for whom test results were received by the Department of Health. A person can be tested by more than one laboratory and can have both positive and negative results. **Therefore, the sum of the numbers in each column will be larger than the total number of people tested.**

Reporting lab	Inconclusive	Negative	Positive	Percent positive	Total
CL BRUMBACK PRIMARY CARE CLINIC LANTANA		2	22	92%	24
MED PLUS FLORENCE		20	4	17%	24
WESTMINSTER WOODS ON JULINGTON CREEK		22	2	8%	24
UAH STUDENT HEALTH CENTER		17	7	29%	24
ENCOMPASS HEALTH REHABILITATION		22	2	8%	24
INNOVATIVE RESEARCH OF WEST FLORIDA		21	3	13%	24
JUST FOR KIDS PEDIATRICS		5	19	79%	24
SENIOR LIVING IV SUN CITY LLC		17	7	29%	24
ENCORE AT BOCA RATON, THE			24	100%	24
VILLAGES REHABILITATION AND NURSING CENTER		24			24
FINLAY C. LABORATORY		4	20	83%	24
EDWARD S BENNETT MD PLLC		24			24
MID FLORIDA PATHOLOGY LLC		23	1	4%	24
ROWLETT MIDDLE ACADEMY		22	2	8%	24
HERITAGE OAKS ASSISTED LIVING & MEMORY CARE		20	4	17%	24
NOVANT HEALTH		18	6	25%	24
ALAN SERURE MD		24			24
DSI MANAGEMENT LLC		24			24
EMPLOYEE WELLNESS PA		12	12	50%	24
BAYFRONT HMA CONVENIENT CARE, LLC		2	22	92%	24
CSH LAKE ORIENTA LP		24			24
FLORIDA MEDICAL CLINIC - NEW TAMPA		19	5	21%	24
ATRIA AT ST JOSEPHS		24			24
OMEGA LABORATORIES		19	4	17%	23
UNDERGROUND FREE CLINIC		22	1	4%	23
WELLMED AT LAKE COPELAND		17	6	26%	23
UF HEALTH NORTH JACKSONVILLE			23	100%	23
PIEDMONT HOSPITAL CLINICAL LABORATORY		21	2	9%	23
REGENEXX TAMPA BAY		20	3	13%	23
WOODHOUSE INC		17	6	26%	23
MINUTECLINIC DIAGNOSTIC OF TN PC #320		15	8	35%	23
SONATA BOYNTON BEACH		21	2	9%	23
ESOTERIX GENETIC LABORATORIES		17	6	26%	23
ADVANCED URGENT CARE CENTER		7	16	70%	23
BOZEMAN HEALTH DEACONESS HOSPITAL		18	5	22%	23
WUESTHOFF MEDICAL CENTER-MELBOURNE			23	100%	23
BAYFRONT FAMILY HEALTH CENTER		3	20	87%	23
GLEN COVE HOSPITAL		23			23
NEW JERSEY		22	1	4%	23
GRAND VILLA OF MELBOURNE		21	2	9%	23
FLORENCE J HUNT STUDENT WELLNESS CENTER - HEALTH SERVICES (ABBOTT)		23			23
MARQUES PEDIATRICS			23	100%	23
NOBLE SENIOR LIVING		3	20	87%	23
UNIVERSITY HILLS HEALTH AND REHABILITATION CENTER		18	5	22%	23
GRAND VILLA OF DELRAY EAST		23			23
STEWART MEDICAL GROUP INC			23	100%	23
WALGREENS_PEMBROKE PINES		20	3	13%	23

COVID-19: testing by laboratory

Data through Apr 19, 2021 verified as of Apr 20, 2021 at 09:25 AM

Data in this report are provisional and subject to change.

The numbers in the table below represent the number of Florida and non-Florida residents for whom test results were received by the Department of Health. A person can be tested by more than one laboratory and can have both positive and negative results. **Therefore, the sum of the numbers in each column will be larger than the total number of people tested.**

Reporting lab	Inconclusive	Negative	Positive	Percent positive	Total
CORE LABORATORY		1	22	96%	23
EGL GENETIC DIAGNOSTICS		1	22	96%	23
LAKEVIEW HEALTH CARE SYSTEMS		9	14	61%	23
DOCTORS MEDICAL CENTER OF WALTON COUNTY CLINIC			23	100%	23
LIFELINK TISSUE BANK D/B/A LIFELINK TISSUE BANK		19	4	17%	23
COASTAL FAMILY PRACTICE		15	8	35%	23
ISLAND COAST PEDIATRICS PA		22	1	4%	23
NORTHWEST FLORIDA COMMUNITY HOSPITAL 3RD FLOOR		21	2	9%	23
ROSS MEDICAL GROUP			23	100%	23
GILCHRIST COUNTY JAIL		21	2	9%	23
DALE MEDICAL CENTER		18	5	22%	23
CVS NC7588POCT ASHEVILLE		20	3	13%	23
PRIMECARE AT PORT ORANGE		4	19	83%	23
CARESPOT		2	21	91%	23
CHARLOTTE CHD PORT CHARLOTTE		19	4	17%	23
FLUSHING HOSPITAL MEDICAL CENTER		18	4	18%	22
OLIVE BRANCH HEALTH AND REHABILITATION CENTER			22	100%	22
ELAN SPANISH SPRINGS		4	18	82%	22
OCEANSIDE URGENT CARE		22			22
DIACARTA INC.		22			22
SEAGRASS VILLAGE			22	100%	22
ST VINCENT'S URGENT CARE		19	3	14%	22
MINUTECLINIC DIAGNOSTIC PA		19	3	14%	22
MORNINGSIDE MANOR & VILLA ADULT CARE C		22			22
MORRIS PARK URGENT CARE		19	3	14%	22
ORANGE REGIONAL MEDICAL CENTER LABORATORY		17	5	23%	22
NEW YORK PRESBYTERIAN - ALLEN HOSPITAL		22			22
Wesley Place on Honeysuckle		20	2	9%	22
MEDI STATION			22	100%	22
TEN HEALTHCARE		6	16	73%	22
CVS NV3210POCT LAS VEGAS		20	2	9%	22
YUSRA MEDICAL ASSOCIATES PA		16	6	27%	22
MARATHON HEALTH FOR LIFE		19	3	14%	22
ROCKLEDEGE REGIONAL MEDICAL CENTER		17	5	23%	22
FORT PIERCE FAMILY CARE INC		16	6	27%	22
ERIC C MARSHAL MD, PC DBA MINUTECLINIC		21	1	5%	22
BASSETTI & ASSOCIATES, MD, PA			22	100%	22
SOUTH CAROLINA DEPARTMENT OF HEALTH			22	100%	22
EBEIDS MD PEDIATRICS		19	3	14%	22
PULSE MEDICAL GROUP INC			22	100%	22
MOBILE DIVISION LABORATORY		7	15	68%	22
BETHESDA HEALTH PHYSICIAN GROUP INC			22	100%	22
MINUTECLINIC MINUTECLINIC #8746		21	1	5%	22
CHIPOLA QUICK CARE		17	5	23%	22
PRIMARY CARE SPECIALISTS OF ORLANDO LLC		17	5	23%	22
MINUTECLINIC DIAGNOSTIC OF NORTH CAROLINA PC		19	3	14%	22
KELLY'S ASSISTED LIVING FACILITY		22			22

COVID-19: testing by laboratory

Data through Apr 19, 2021 verified as of Apr 20, 2021 at 09:25 AM

Data in this report are provisional and subject to change.

The numbers in the table below represent the number of Florida and non-Florida residents for whom test results were received by the Department of Health. A person can be tested by more than one laboratory and can have both positive and negative results. **Therefore, the sum of the numbers in each column will be larger than the total number of people tested.**

Reporting lab	Inconclusive	Negative	Positive	Percent positive	Total
FAMILY AND AFTER HOURS CARE		22			22
APOLLO SURGERY CENTER		20	2	9%	22
JACKSONVILLE PEDIATRICS		14	8	36%	22
ADVANCED HEALTHCARE ASSOCIATES		20	2	9%	22
VA MEDICAL CENTER			22	100%	22
OHIO CVS STORES, LLC DBA		19	3	14%	22
FLORIDA HOSPITAL LABS		12	10	45%	22
SOLE HEALTH LLC		22			22
FLORIDA PEDIATRICS		6	16	73%	22
GUARDANT HEALTH		15	6	29%	21
CVS MINUTE CLINIC DIAGNOSTIC OF TEXAS LLC		17	4	19%	21
Z UROLOGY		21			21
TENNESSEE DEPARTMENT OF HEALTH		15	6	29%	21
GRACE WELLNESS CENTER		8	13	62%	21
INTERNATIONAL MEDICAL LABORATORY INC		21			21
LAKEWOOD RANCH MEDICAL CENTER CLINICAL LAB			21	100%	21
TREEHOUSE PEDIATRICS		19	2	10%	21
CVS NC4165POCT BREVARD		14	7	33%	21
SEBRING PEDIATRICS LLC			21	100%	21
Citymd Of Lacey		18	3	14%	21
BAPTIST PEDIATRICS		17	4	19%	21
PALM BEACH GARDENS MEDICAL CENTER			21	100%	21
ROCKLEDGE FAMILY HEALTH			21	100%	21
LAKE HOWARD HEIGHTS	1	18	2	10%	21
TRINITY MEDICAL ASSOCIATES LLC			21	100%	21
NAVAL MEDICAL CENTER SAN DIEGO			21	100%	21
MINUTE-CLINIC DIAGNOSTIC OF VIRGINIA		17	4	19%	21
MEDEXPRESS URGENT CARE - SEMINOLE SQUA		19	2	10%	21
PEDIATRIC ASSOCIATES PA		17	4	19%	21
NTD EUROFINS ATLANTA		21			21
GRADY HEALTH SYSTEM		21			21
ST JUDE CHILDRENS RESEARCH HOSPITAL		21			21
LPG PRIMARY CARE AT COLONIAL CENTER DRIVE		19	2	10%	21
COLUMBIA MEMORIAL HOSPITAL		21			21
WALGREENS #04618		18	3	14%	21
PRIMECARE OF DOTHAN-DALEVILLE CLINIC		16	5	24%	21
CLINICAL PATHOLOGY LABORATORIES SOUTHEAST			21	100%	21
EMORY CRAWFORD LONG HOSPITAL LABORATOR		18	3	14%	21
PALM BAY FAMILY PRACTICE		4	17	81%	21
USCG AIR STATION CLEARWATER CLINIC		20	1	5%	21
ESTATES MEDICAL CENTER		12	9	43%	21
WACO HHSSURGEWACO	1	17	3	14%	21
OHSU MOLECULAR MICROBIOLOGY LAB		20	1	5%	21
CONNECTDX		6	15	71%	21
GLEN OAKS URGENT CARE		19	2	10%	21
ARDEN COURTS OF WINTER SPRINGS		18	3	14%	21
CARENOW URGENT CARE-BRENTWOOD		15	6	29%	21

COVID-19: testing by laboratory

Data through Apr 19, 2021 verified as of Apr 20, 2021 at 09:25 AM

Data in this report are provisional and subject to change.

The numbers in the table below represent the number of Florida and non-Florida residents for whom test results were received by the Department of Health. A person can be tested by more than one laboratory and can have both positive and negative results. **Therefore, the sum of the numbers in each column will be larger than the total number of people tested.**

Reporting lab	Inconclusive	Negative	Positive	Percent positive	Total
POINT OF CARE CLINICS PRIMARY CARE		20	1	5%	21
ORANGE PARK PEDIATRIC ASSOCIATES		10	11	52%	21
CITY OF CLEARWATER EMPLOYEE HEALTH CENTER		10	11	52%	21
RHODE ISLAND DEPARTMENT OF HEALTH			21	100%	21
HOPE HEALTHCARE		21			21
JEFFERSON K-12, A SOMERSET SCHOOL- CLINIC		17	4	19%	21
MINUTECLINIC DIAGNOSTICS MEDICAL GROUP		20	1	5%	21
UPMC CHAUTAUQUA AT WCA LABORATORY		20	1	5%	21
DOC PAM PA		19	1	5%	20
MINUTECLINIC DIAGNOSTIC OF MICHIGAN PC		19	1	5%	20
CARESPOT OF NOCATEE		1	19	95%	20
DIXIE COUNTY HEALTH DEPARTMENT		13	7	35%	20
BAYCARE MEDICAL GROUP INC			20	100%	20
HEALTHY MINORS, LLC.		20			20
LAKE WORTH MANOR		19	1	5%	20
GOOD SAMARITAN SOCIETY OF DAYTONA		16	4	20%	20
THE VILLAGES HEALTH		12	8	40%	20
BEST MEDICAL CENTER		11	9	45%	20
SHELBY BAPTIST MEDICAL CENTER		15	5	25%	20
BAPTIST MEDICAL GRP URGENT CARE & OCC HEALTH AIRPO		20			20
VIERA FAMILY MEDICINE AND WELLNESS		16	4	20%	20
ODYSSEY HEALTHCARE OF MARION COUNTY, LLC		19	1	5%	20
FIRST CHOICE PEDIATRICS WINTER SPRINGS		15	5	25%	20
BROOKDALE MANDARIN CENTRAL		7	13	65%	20
WINSHIPS PHARMACY INC		20			20
URGENT TEAM		17	3	15%	20
PRIMARY CARE MEDICINE	1	13	6	30%	20
STATEN ISLAND UNIVERSITY HOSPITAL		19	1	5%	20
WINTER PARK FAMILY PRACTICE LLC		17	3	15%	20
PROFESSIONAL PARK PEDIATRICS PA			20	100%	20
Sovereign Laboratory Services, LLC		17	3	15%	20
Floral Health and Rehabilitation, LLC		19	1	5%	20
GENTIVA HEALTH SERVICES		18	2	10%	20
TGH MEDICAL GROUP LABORATORY CARROLLWOOD			20	100%	20
THE CANOPY AT HARPER LAKE	1		19	95%	20
AEGIS MEDICAL GROUP, LLC		20			20
CVS HEALTH, #3396		18	2	10%	20
WALGREENS_COCONUT CREEK		16	4	20%	20
MIAMI BEACH MEDICAL GROUP			20	100%	20
REDITUS LABORATORIES			20	100%	20
DEPT OF VA MEDICAL CENTER - BAY PINES			20	100%	20
TEXAS DEPARTMENT OF STATE HEALTH SERVICES		3	17	85%	20
ANYTIME LAB, LLC		18	2	10%	20
BAY PEDIATRICS PA		18	2	10%	20
PONCE PLAZA NURSING & REHAB CENTER		4	16	80%	20
HARLEM HOSPITAL CENTER		19	1	5%	20
ADVENT HEALTH - KISSIMMEE		6	14	70%	20

COVID-19: testing by laboratory

Data through Apr 19, 2021 verified as of Apr 20, 2021 at 09:25 AM

Data in this report are provisional and subject to change.

The numbers in the table below represent the number of Florida and non-Florida residents for whom test results were received by the Department of Health. A person can be tested by more than one laboratory and can have both positive and negative results. **Therefore, the sum of the numbers in each column will be larger than the total number of people tested.**

Reporting lab	Inconclusive	Negative	Positive	Percent positive	Total
MEDICAL EXPRESS CORP		18	2	10%	20
CONSOLIDATED LAB SERVICES		10	10	50%	20
MCWHORTER SCHOOL OF PHARMACY		20			20
LPG PRIMARY CARE AT MATTHEW DRIVE		18	2	10%	20
HELIX DIAGNOSTICS			20	100%	20
MAITLAND PRIMARY CARE		9	11	55%	20
COMMONWEALTH OF MASSACHUSETTS			19	100%	19
MD PLUS URGENT CARE, LLC			19	100%	19
LOVING CARE OF THE TREASURE COAST LLC	1	13	5	26%	19
BAYVIEW MEDICAL		19			19
ELTINGVILLE CIRCLE URGENT CARE		18	1	5%	19
NANO HEALTH ASSOCIATES LLC		19			19
JACKSON NORTH MEDICAL CENTER		2	17	89%	19
INTEGRATED REGIONAL LABORATORIES - LARGO			19	100%	19
FLORIDA HOSPITAL WINTER GARDEN		15	4	21%	19
CAREHERE- LCS LEESBURG			19	100%	19
EMERALD COAST HOSPICE - CRESTVIEW		19			19
FORT WALTON BEACH DEVELOPMENTAL CENTER		18	1	5%	19
CLEVELAND CLINIC FLORIDA		1	18	95%	19
MINUTECLINIC, LLC #1586		14	5	26%	19
OCEAN REEF MEDICAL CENTER, LLC			19	100%	19
49D2045214PHYSICIAN OFFICE WAIVER MED EXPRESS URGENT CARE - HARRISONBU		10	9	47%	19
MED HEALTH SERVICES		18	1	5%	19
CARE POINT HEALTH & WELLNESS CENTER		19			19
NO NAME		8	11	58%	19
FOX FAMILY PRACTICE		19			19
MONROE COUNTY DETENTION CENTER			19	100%	19
MICHELLE S PAGE MD PA		18	1	5%	19
PATIENTS CHOICE LAB OF IND, LLC		16	3	16%	19
LAB INTERMARKET FACILITY LAB		1	18	95%	19
ADVENTIST HEALTH SYSTEM		16	3	16%	19
REGENCY SQUARE MALL - SEARS		3	16	84%	19
ST. JUDES LABORATORIES		13	6	32%	19
BAPTIST MEMORIAL HEALTH CARE		17	2	11%	19
ALL PEDIATRIC CARE			19	100%	19
COMMUNITY HOME HEALTH CARE		19			19
CARESPOT EXPRESS HEALTHCARE			19	100%	19
FAMILY CARE CYPRESS CREEK		1	18	95%	19
ANYLABTESTNOW		6	13	68%	19
GRACE COMMUNITY PHARMACY		2	17	89%	19
BROWNE MEDICAL		17	2	11%	19
BARTON FAMILY PRACTICE		8	11	58%	19
STAT MEDICAL CLINIC III INC		13	6	32%	19
CLERMONT ADVENTHEALTH CENTRA CARE		1	18	95%	19
MAIMONIDES MEDICAL CENTER		16	3	16%	19
ST CATHERINE OF SIENA HOSPITAL		17	2	11%	19
SEVEN RIVERS REGIONAL MEDICAL CENTER		5	14	74%	19

COVID-19: testing by laboratory

Data through Apr 19, 2021 verified as of Apr 20, 2021 at 09:25 AM

Data in this report are provisional and subject to change.

The numbers in the table below represent the number of Florida and non-Florida residents for whom test results were received by the Department of Health. A person can be tested by more than one laboratory and can have both positive and negative results. **Therefore, the sum of the numbers in each column will be larger than the total number of people tested.**

Reporting lab	Inconclusive	Negative	Positive	Percent positive	Total
ASHRAF MEDICAL GROUP PLLC DBA PULSE M		18	1	5%	19
CORNER OAK ESTATE LLC		19			19
STONE WASH CLINICAL LABORATORIES		2	17	89%	19
AUBURN COMMUNITY HOSPITAL		17	2	11%	19
ROYAL PALM MEDICAL GROUP, INC		19			19
FLORIDA COMMUNITY HEALTH CENTER OF ST. LUCIE		1	18	95%	19
BRIDGEWAY HEALTH CLINICS INC			19	100%	19
ORLANDO FAMILY PHYSICIANS INC		13	5	28%	18
TPCA CLINICAL LABORATORIES		15	3	17%	18
ADVENTHEALTH MEDICAL GROUP		12	6	33%	18
ROBERT WOOD JOHNSON UNIVERSITY HOSP		16	2	11%	18
ABC PEDIATRICS OF PORT ST LUCIE		16	2	11%	18
MOORINGS PARK OAKSTONE AT GREY OAKS		17	1	6%	18
BROOKDALE ST AUGUSTINE		1	17	94%	18
PEPIN ACADEMIES-PASCO		18			18
MI CASA DORADA ASSISTED LIVING FACILIT		18			18
MEDEXPRESS URGENT CARE, MOON TOWNSHIP		17	1	6%	18
MEDEXPRESS URGENT CARE - TIMBERLAKE		16	2	11%	18
INTEGRATED FAMILY MEDICAL CENTER			18	100%	18
CITY OF LAKE MARY EMPLOYEE HEALTH CENTER		16	2	11%	18
HARTFORD HOSPITAL ANCILLARY LAB		17	1	6%	18
BAY COUNTY HEALTH DEPARTMENT		14	4	22%	18
MINUTECLINIC DIAGNOSTIC OF TN PC #566		14	4	22%	18
OSCEOLA ALF OPERATOR, LLC DBA□		18			18
VALLEY IMMEDIATE CARE		16	2	11%	18
GUIDEWELL EMERGENCY MEDICINE DOCTORS LLC #33		11	7	39%	18
SANTA ROSA COUNTY JAIL - WELLPATH			18	100%	18
XPRESS WELLNESS URGENT CARE			18	100%	18
MINUTECLINIC DIAGNOSTIC OF TEXAS LLC		16	2	11%	18
CVS MINUTE CLINIC DIAGNOSTIC OF TN #6044		16	2	11%	18
MINUTECLINIC, LLC #4507		16	2	11%	18
INTERMOUNTAIN CENTRAL LAB		1	17	94%	18
PRATTVILLE BAPTIST HOSPITAL		14	4	22%	18
ADVENTHEALTH MEDICAL GROUP PEDIATRICS AT		4	14	78%	18
VISTACARE PHARMACY I		16	2	11%	18
MARION COUNTY HEALTH DEPARTMENT		17	1	6%	18
GENERAL INTERNAL MEDICINE MEDICAL CTR CLINIC		13	5	28%	18
MINUTE CLINIC DIAGNOSTIC OF TN PC #64		17	1	6%	18
ST ANTHONY'S HOSP PATIENT CARE SERVICE			18	100%	18
UM MILLER SCHOOL OF MEDICINE			18	100%	18
URGENT CARE AT LONGWOOD			18	100%	18
AVALON FAMILY RESORT ASSISTED LIVING LLC		18			18
J AND J VISTAKON EMPLOYEE HEALTH CENTER		17	1	6%	18
MARQUESA MEDICAL		16	2	11%	18
MINUTECLINIC DIAGNOSTIC OF RHODE ISLAND, LLC #590		17	1	6%	18
MADISON CORE LABORATORIES		17	1	6%	18
MINUTECLINIC #8699		14	4	22%	18

COVID-19: testing by laboratory

Data through Apr 19, 2021 verified as of Apr 20, 2021 at 09:25 AM

Data in this report are provisional and subject to change.

The numbers in the table below represent the number of Florida and non-Florida residents for whom test results were received by the Department of Health. A person can be tested by more than one laboratory and can have both positive and negative results. **Therefore, the sum of the numbers in each column will be larger than the total number of people tested.**

Reporting lab	Inconclusive	Negative	Positive	Percent positive	Total
ADVENT HEALTH - WINTER HAVEN		8	10	56%	18
CLINIC OF PEDIATRICS & GI MEDICINE INC		1	17	94%	18
WALGREEN EASTERN CO, INC		18			18
MC DIAGNOSTIC OF CONNECTICUT, PC #775		17	1	6%	18
COLLEGE POINT URGENT CARE		15	3	17%	18
107TH PLACE GROUP HOME		18			18
PPD - IXLAYER		17	1	6%	18
AURORA DIAGNOSTICS		6	12	67%	18
ASCENSION ST VINCENT'S PRIMARY CARE		1	17	94%	18
GRAND VILLA OF SARASOTA		17	1	6%	18
AURORA UNIVERSITY WELLNESS CENTER		18			18
CRANES VIEW LODGE			18	100%	18
TENDER CARE ALF		18			18
FORT HAMILTON URGENT CARE		18			18
CITY OF SANFORD EMPLOYEE HEALTH AND		17	1	6%	18
CABOT RESERVE ON THE GREEN		18			18
IONA COLLEGE HEALTH & WELLNESS CENTER		18			18
DAVID LAWRENCE CENTER INC		16	2	11%	18
BRONSON FIRE DEPARTMENT		18			18
EAR NOSE & THROAT ASSOCIATES OF MANATEE PA		17			17
BAY BREEZE HEALTH AND REHABILITATION CENTER		9	8	47%	17
MONTEFIORE ST LUKE'S CORNWALL HOSPITAL		13	4	24%	17
BIOREFERENCE LABORATORIES		7	10	59%	17
PARRISH HEALTH CENTER		14	3	18%	17
COAST MED URGENT CARE		16	1	6%	17
MEDEXPRESS URGENT CARE- MARYLAND		14	3	18%	17
UNIVERSITY LAB			17	100%	17
SOMA MEDICAL CENTER PA			17	100%	17
UNIVERSITY OF ALABAMA - FUNGAL REFERENCE LABORATORY		12	5	29%	17
URGENT CARE & FAMILY PRACTICE CENTER			17	100%	17
GENETIC TECHNOLOGICAL INNOVATIONS			17	100%	17
UC HEALTH UNIVERSITY HOSPITAL		14	3	18%	17
URGENT CARE WEST CLINIC		14	3	18%	17
MEDEXPRESS URGENT CARE - ROBINSON TWP, STEUBENVILLE PIKE		15	2	12%	17
SOMA MEDICAL CENTER, PA #4 FLORIDA MANGO		1	16	94%	17
FRUITVILLE URGENT CARE			17	100%	17
LYNN KEEFE, MD PEDIATRICS		14	3	18%	17
WELLMED AT BRANDON REGIONAL		10	7	41%	17
FAST PACE MEDICAL CLINIC PLLC		15	2	12%	17
CLEVELAND CLINIC			17	100%	17
RESOLVE MOLECULAR DIAGNOSTICS		13	4	24%	17
UVMHC MICROBIOLOGY		16	1	6%	17
ST JOSEPH HOSPITAL		16	1	6%	17
URGENT CARE OF NEW YORK		16	1	6%	17
NONA PEDIATRIC CENTER		11	6	35%	17
INN AT LAKE SEMINOLE SQUARE, THE		17			17
MARCO DRUGS AND COMPOUNDING		13	4	24%	17

COVID-19: testing by laboratory

Data through Apr 19, 2021 verified as of Apr 20, 2021 at 09:25 AM

Data in this report are provisional and subject to change.

The numbers in the table below represent the number of Florida and non-Florida residents for whom test results were received by the Department of Health. A person can be tested by more than one laboratory and can have both positive and negative results. **Therefore, the sum of the numbers in each column will be larger than the total number of people tested.**

Reporting lab	Inconclusive	Negative	Positive	Percent positive	Total
YORKVILLE PEDIATRIC URGENT CARE		17			17
CALLAWAY CLINIC		12	5	29%	17
BROOKDALE CROWN POINT			17	100%	17
BLOUNT MEMORIAL HOSPITAL		14	3	18%	17
MINUTECLINIC, LLC, #4160		13	4	24%	17
PRIMARY CARE WALK IN CLINIC PLLC			17	100%	17
CVS MINUTE CLINIC DIAGNOSTIC OF WISCONSIN		17			17
KIDS CARE PEDIATRICS PA			17	100%	17
WELLINGTON FAMILY PRACTICE		13	4	24%	17
MINUTECLINIC DIAGNOSTIC OF SC, LLC #2		13	4	24%	17
MIRIMUS INC		1	16	94%	17
ESTATES MEDICAL CENTER INC		4	13	76%	17
HEALTHCARE NOW			17	100%	17
LAKELAND HILLS CENTER		10	7	41%	17
ALBIBI		1	16	94%	17
DR PHILLIPS MEDICAL WELLNESS CENTER		13	4	24%	17
MASSACHUSETTS GENERAL HOSPITAL		1	16	94%	17
DIEGO FALLON MD PA		6	11	65%	17
MINUTE CLINIC		1	16	94%	17
KIDSWOOD PEDIATRICS CORP		6	11	65%	17
CARE NOW, INC		13	4	24%	17
PREMIUM HEALTH CARE			17	100%	17
MC DIAGNOSTIC OF CONNECTICUT, PC #1960		17			17
HUDSON VALLEY HOSPITAL CENTER LABORATORY		15	1	6%	16
Lab MSMC Hialeah			16	100%	16
PRO HEALTH FAMILY PHYSICIANS, NYSTROM		16			16
BERGEN NEW BRIDGE M		14	2	13%	16
DAVITA DIALYSIS		4	12	75%	16
MINNEOLA PLACE A HOMEBRIDGE COMMUNITY		16			16
RICH STREET GROUP HOME		9	7	44%	16
HEALTH CENTRAL HOSPITAL			16	100%	16
CRUCIAL CARE		10	6	38%	16
BONIFAY NURSING AND REHABILITATION CENTER			16	100%	16
FAST TRACK URGENT CARE CENTER - TYRONE			16	100%	16
CVS PHARMACY		1	15	94%	16
FLORIDA MEDICAL ASSOCIATES LLC		9	7	44%	16
BVL PEDIATRICS		14	2	13%	16
JOSEPH MIGNOGNA		13	3	19%	16
INTERNAL MEDICINE LIPID AND WELNNESS PRACTICE		6	10	63%	16
GOOD SAMARITAN SOCIETY		16			16
INTERNAL MEDICINE ASSOCIATES & SPECIALTIES INC		15	1	6%	16
JS HEALTHCARE INC		16			16
RIVERSIDE MEDICAL GROUP		15	1	6%	16
MINUTE CLINIC DIAGNOSTIC OF SOUTH CAROLINA		12	4	25%	16
KIMBERLY J HENDERSON MD PC		15	1	6%	16
STARLING AT NOCATEE			16	100%	16
HAWTHORNE INN OF LAKELAND		16			16

COVID-19: testing by laboratory

Data through Apr 19, 2021 verified as of Apr 20, 2021 at 09:25 AM

Data in this report are provisional and subject to change.

The numbers in the table below represent the number of Florida and non-Florida residents for whom test results were received by the Department of Health. A person can be tested by more than one laboratory and can have both positive and negative results. **Therefore, the sum of the numbers in each column will be larger than the total number of people tested.**

Reporting lab	Inconclusive	Negative	Positive	Percent positive	Total
SUFFRIDGE DRIVE GROUP HOME		16			16
ST AUGUSTINE PLANTATION		1	15	94%	16
COMMUNITY HEALTH OF SOUTH FLORIDA INC			16	100%	16
URGENT CARE CLINIC OF LINCOLN		14	2	13%	16
GAMMA DIAGNOSTIC LAB LLC			16	100%	16
UNIVERSITY OF MIAMI MILLER SCHOOL			16	100%	16
NORTHWEST FLORIDA SLEEP		1	15	94%	16
TINA'S ASSISTED LIVING FACILITY CORP		16			16
PANAMA CITY VITAS HOSPICE		16			16
TMH FSU RAPID LABORATORY		2	14	88%	16
MEDEXPRESS URGENT CARE LEWISBURG		15	1	6%	16
MEDLAB INC		16			16
OKEECHOBEE HEALTHCARE FACILITY			16	100%	16
PROMEDICA LABORATORIES		11	5	31%	16
INDIANA STATE DEPARTMENT OF HEALTH		1	15	94%	16
XERA MED RESEARCH			16	100%	16
SRMC AVALON		9	7	44%	16
CVS NC2357POCT HUNTERSVILLE		14	2	13%	16
MINUTECLINIC DIAGNOSTIC OF TN PC #6415		12	4	25%	16
PRESBYTERIAN MEDICAL SERVICES		16			16
KETAMINE HEALTH CENTERS AT BONITA SPRINGS, LLC		16			16
NOVANT HEALTH GOHEALTH URGENT CARE-HARRISBURG		8	8	50%	16
HODGES CLUSTER		2	14	88%	16
MEDICINE AT LONGWOOD		16			16
LAKEVIEW HEALTH SYSTEMS			16	100%	16
ADVENT HEALTH - CENTRAL PASCO ER		13	3	19%	16
MORTON PLANT MEASE			16	100%	16
NORTHWEST FLORIDA ENT, PA		5	11	69%	16
MILLENNIUM PHYSICIAN GRP LLC NAPLES PINE RIDGE			16	100%	16
NORTHEAST GEORGIA MEDICAL CENTER		16			16
WALGREENS #04569		15	1	6%	16
MINUTECLINIC, LLC, DBA MINUTECLINIC #6		14	2	13%	16
ALL FLORIDA FAMILY & SPORTS MEDICINE		15	1	6%	16
UNAVAILABLE/UNKNOWN/NO INFORMATION FOUND			16	100%	16
ADVENT HEALTH - ZEPHYRHILLS			16	100%	16
HOLLEY-NAVARRE MEDICAL CLINIC		5	10	67%	15
MEDLAB ASSOCIATES LLC		15			15
SELECT PHYSICIANS ALLIANCE PL		15			15
COMPREHENSIVE CHILDCARE ASSOCIATES		8	7	47%	15
GNT ASSOCIATES		14	1	7%	15
WALGREENS #07936		14	1	7%	15
TELEVISIT MALABAR PEDIATRICS		5	10	67%	15
WELLSTAR NORTH FULTON HOSPITAL LABORAT		14	1	7%	15
BESSENT ROAD GROUP HOME		15			15
MIAMI BEACH MEDICAL GROUP LLC			15	100%	15
SINAI HOSPITAL OF BALTIMORE		15			15
AJU GEORGE MD PA			15	100%	15

COVID-19: testing by laboratory

Data through Apr 19, 2021 verified as of Apr 20, 2021 at 09:25 AM

Data in this report are provisional and subject to change.

The numbers in the table below represent the number of Florida and non-Florida residents for whom test results were received by the Department of Health. A person can be tested by more than one laboratory and can have both positive and negative results. **Therefore, the sum of the numbers in each column will be larger than the total number of people tested.**

Reporting lab	Inconclusive	Negative	Positive	Percent positive	Total
MINUTE CLINIC LLC #5733		15			15
BAPTIST MEDICAL CENTER EAST		11	4	27%	15
MINUTECLINIC INCORPORATE, LLC		12	3	20%	15
FAMILY CARE			15	100%	15
MINUTECLINIC LLC #4449		13	2	13%	15
SURGERY CENTER OF CORAL GABLES LLC,THE		11	4	27%	15
MEADOWCREST MOLECULAR DIAGNOSTICS, LLC			15	100%	15
CVS NY491POCT JACKSON HEIGHTS		15			15
HEALTH MED HOME CARE, LLC		15			15
EASTLAKE PEDIATRICS - TRINITY		15			15
GRAND VILLA OF PALM COAST		15			15
FLORIDA DEPARTMENT OF HEALTH IN HILLSBOROUGH COUNTY		1	14	93%	15
CVS MINUTE CLINIC DIAGNOSTIC OF VIRGINIA		15			15
Astoria Health and Rehab		15			15
CARDIOTHORACIC SURGERY OF HYDE PARK			15	100%	15
OPTIONS FOR SENIORS INC DBA PALM KREST MANOR		12	3	20%	15
PROHEALTH CARE ASSOCIATES MOBILE		12	3	20%	15
HAVEN HOSPICE IN CHIEFLAND		9	6	40%	15
NORTHERN WESTCHESTER HOSPITAL LABORATORY		13	2	13%	15
INFEXIONSHIELD INC.		15			15
ST MARYS MEDICAL CENTER			15	100%	15
ORLANDO HEALTH		2	13	87%	15
OAKMONTE VILLAGE OF DAVIE			15	100%	15
LILY'S PROMISE AL#12775		15			15
CVS TX8321POCT MCKINNEY		15			15
CUSTEAD CARE CENTER HAVEN HOSPICE		12	3	20%	15
MILTON 4707		15			15
WALK IN URGENT CARE			15	100%	15
GADSDEN REGIONAL MEDICAL CENTER		15			15
GENOTOX LABORATORIES		13	2	13%	15
DIATHERIX		13	2	13%	15
MINUTECLINIC DIAGNOSTIC OF VIRGINIA, LLC #1416		14	1	7%	15
Terrace of Jacksonville			15	100%	15
PREMIER LABORATORY SERVICES, LLC		5	10	67%	15
HEARTLAND PEDIATRIC ASSOCIATES		9	6	40%	15
DELIVER MY MEDS CORP		15			15
FAMILY CARE CENTER OF ARLINGTON		10	5	33%	15
HUNTINGTON URGENT CARE		14	1	7%	15
BROOKLYN HOSPITAL CENTER DOWNTOWN CAMPUS		15			15
CVS MINUTE CLINIC DIAGNOSTIC OF TEXAS, LLC		12	3	20%	15
VERO DIAGNOSTICS		14	1	7%	15
PATHLINE			15	100%	15
OPIS ISLAND LAKE CENTER		13	2	13%	15
BRYAN WHITFIELD MEMORIAL HOSPITAL		10	5	33%	15
NOVALIFE MEDSPA			15	100%	15
UNIVERSITY HOSPITAL UC HEALTH		11	4	27%	15
LONG ISLAND JEWISH VALLEY STREAM		14	1	7%	15

COVID-19: testing by laboratory

Data through Apr 19, 2021 verified as of Apr 20, 2021 at 09:25 AM

Data in this report are provisional and subject to change.

The numbers in the table below represent the number of Florida and non-Florida residents for whom test results were received by the Department of Health. A person can be tested by more than one laboratory and can have both positive and negative results. **Therefore, the sum of the numbers in each column will be larger than the total number of people tested.**

Reporting lab	Inconclusive	Negative	Positive	Percent positive	Total
MEDEXPRESS URGENT CARE - LAFAYETTE		14	1	7%	15
CARENOW URGENT CARE-DONELSON		12	3	20%	15
LUCID DIAGNOSTICS LABS			14	100%	14
MC DIAGNOSTIC OF CONNECTICUT, PC # 257		13	1	7%	14
WELLMED AT PORT ST LUCIE WEST		10	4	29%	14
ST JOSEPH WOMENS HOSPITAL			14	100%	14
MINUTECLINIC DIAGNOSTIC OF TN, PC 4992		14			14
TGH URGENT CARE - WESTCHASE			14	100%	14
WESTERN NEW YORK IMMEDIATE MEDICAL CAR		13	1	7%	14
CENTRAL JERSEY URGENT CARE OF EATONTOW		13	1	7%	14
MC DIAGNOSTIC OF CONNECTICUT PC #459		14			14
MELBOURNE FAMILY PRACTICE		12	2	14%	14
HEALTHFIRST ADVENT HEALTH CENTRA CARE COCOA BEACH			14	100%	14
INHEALTH LIFE SCIENCES		6	8	57%	14
FAMILY PRACTICE ON THE GO		6	8	57%	14
CARENOW URGENT CARE-WEST END		9	5	36%	14
SOUTHEASTERN UNIVERSITY INC		14			14
ALASKA PUBLIC HEALTH LAB		1	13	93%	14
MINUTE CLINIC DIAGNOSTIC MED GRP		13	1	7%	14
LIFE'S SPECIAL MOMENTS INC		14			14
FG RAPID RESULTS LLC		8	6	43%	14
HORIZON MEDICAL GROUP		12	2	14%	14
MADISON COUNTY HEALTH DEPARTMENT		7	7	50%	14
SIGMUND LABS LLC		14			14
NORTHWESTERN MEMORIAL HOSPITAL			14	100%	14
NIGHT OWL PEDIATRICS URGENT CARE			14	100%	14
CVS TN5639POCT FARRAGUT		11	3	21%	14
CVS MINUTE CLINIC DIAGNOSTIC PA		10	4	29%	14
CVS NC187POCT CHARLOTTE		13	1	7%	14
SOUTHEASTERN LABORATORY			14	100%	14
MEDI-DRUG INC		12	2	14%	14
BELLEVUE HOSPITAL CENTER DEPARTMENT		14			14
SARASOTA - ROBERT L TAYLOR COMMUNITY CENTER		1	13	93%	14
NORTHSIDE HOSPITAL DULUTH		11	3	21%	14
DYNAMIC DNA LAB		1	13	93%	14
ARNOT OGDEN MEDICAL CENTER LABORATORY		14			14
BAPTIST PRIMARY CARE PONTE VEDRA		8	6	43%	14
LAKE CO SCHOOLS EMPLOYEE HEALTH & WELLNESS CENTER	1	10	3	21%	14
POLK CHD BARTOW		13	1	7%	14
PT&J REHAB - VILLAGE OF ROYAL PALM BEACH		12	2	14%	14
JOHNS HOPKINS MEDICAL LABORATORIES		1	13	93%	14
CVS MINUTE CLINIC DIAGNOSTIC MED GRP OF CA		14			14
MINUTECLINIC DIAGNOSTIC OF TN, PC 6438		12	2	14%	14
ALAN L MELOTEK MD		14			14
PARROTT MEDICAL CLINIC			14	100%	14
DESOTO HEALTH AND REHAB LLC		9	5	36%	14
QUEENS UNIVERSITY OF CHARLOTTE		14			14

COVID-19: testing by laboratory

Data through Apr 19, 2021 verified as of Apr 20, 2021 at 09:25 AM

Data in this report are provisional and subject to change.

The numbers in the table below represent the number of Florida and non-Florida residents for whom test results were received by the Department of Health. A person can be tested by more than one laboratory and can have both positive and negative results. **Therefore, the sum of the numbers in each column will be larger than the total number of people tested.**

Reporting lab	Inconclusive	Negative	Positive	Percent positive	Total
FLORIDA KEYS CONCIERGE MEDICINE, LLC		12	2	14%	14
EPIPHANY HEALTH		8	6	43%	14
SOMA MEDICAL CENTER, P.A.			14	100%	14
STEWART MELBOURNE HOSPITAL, INC	1		13	93%	14
ACCESS HOME HEALTH OF FLORIDA LLC		14			14
FAMILY MEDICINE OF WESTON LLC		6	8	57%	14
BOCA SIMON		2	12	86%	14
PROMUS DIAGNOSTICS, LLC			14	100%	14
CVS MINUTE CLINIC, LLC		12	2	14%	14
SARNO FAMILY PRACTICE		1	13	93%	14
The Evangelical Lutheran Good Samaritan Society		14			14
ST CLOUD MEDICAL GROUP		12	2	14%	14
JOINT AMBULATORY CARE CENTER		14			14
RIVERSIDE COTTAGES AT THE SHORES, LLC			14	100%	14
TLC FAMILY CARE HOME INC		14			14
LEHIGH VALLEY HOSPITAL		3	11	79%	14
TALLAHASSEE PRIMARY CARE ASSOCIATES PA		12	2	14%	14
MONTEFIORE MEDICAL CENTER LABORATORIES - WEILER		10	4	29%	14
LAKE NONA MEDICAL SERVICE LLC		12	2	14%	14
Hackensack Umc Mountainside		13	1	7%	14
VILLA OF KINGS AND QUEENS OF DELRAY		13			13
GOOD SAMARITAN MEDICAL CENTER			13	100%	13
MAINSTREET FAMILY SELECT		1	12	92%	13
MEDEXPRESS URGENT CARE - PANTOPS		12	1	8%	13
ATMORE NURSING CENTER		12	1	8%	13
BARRANCO CLINIC,THE	3	9	1	8%	13
SAMARITAN MEDICAL CENTER		13			13
MEDEXPRESS URGENT CARE - BENTON HARBOR		13			13
MINUTECLINIC, LLC, DBA MINUTECLINIC #2		11	2	15%	13
MINUTE-CLINIC DIAGNOSTIC OF VIRGINIA, LLC #2003		10	3	23%	13
CROSS CARE CENTER			13	100%	13
IGENEX INC		13			13
MINUTE CLINIC OF KANSAS PA		8	5	38%	13
METHODIST MEDICAL CENTER		10	3	23%	13
MINUTECLINIC, LLC, MINUTECLINIC #7637		11	2	15%	13
BAPTIST HEALTH			13	100%	13
ROCKLEDGE		3	10	77%	13
BENNETT PEDIATRICS		13			13
AVALON MEDICAL WALK IN CLINIC			13	100%	13
Signature Healthcare of Savannah		13			13
SOUTHEAST FAMILY HEALTHCARE CENTER			13	100%	13
URGENT MEDICAL CENTER INC		5	8	62%	13
MINUTE CLINIC LLC #5706		11	2	15%	13
COMPASS URGENT CARE		8	5	38%	13
MC DIAGNOSTIC OF CONNECTICUT, PC #1966		13			13
THE PLAZA AT PARKSQUARE		13			13
CLINICAL LABORATORY SERVICES			13	100%	13

COVID-19: testing by laboratory

Data through Apr 19, 2021 verified as of Apr 20, 2021 at 09:25 AM

Data in this report are provisional and subject to change.

The numbers in the table below represent the number of Florida and non-Florida residents for whom test results were received by the Department of Health. A person can be tested by more than one laboratory and can have both positive and negative results. **Therefore, the sum of the numbers in each column will be larger than the total number of people tested.**

Reporting lab	Inconclusive	Negative	Positive	Percent positive	Total
MONTEFIORE NYACK HOSPITAL AFFILIATED LABORATORY		12	1	8%	13
CVS MINUTE CLINIC DIAGNOSTIC OF TN #3293		12	1	8%	13
PARKWEST MEDICAL CENTER		11	2	15%	13
MINUTECLINIC DIAGNOSTIC OF TN PC #643		10	3	23%	13
BROOKDALE DELAND			13	100%	13
ORMOND MEDICAL ARTS		3	10	77%	13
FLORIDA STATE HOSPITAL			13	100%	13
MINUTE CLINIC LLC #2775		12	1	8%	13
ORCHID COVE		3	10	77%	13
MINUTECLINIC DIAGNOSTIC OF NORTH CAROLINA, PC		12	1	8%	13
NEW YORK PRESBYTERIAN - LOWER MANHATTAN		13			13
ESCAMBIA COMMUNITY CLINIC		2	11	85%	13
EFFINGER HEALTH, PA		13			13
RED MOUNTAIN DIAGNOSTICS		13			13
MINUTECLINIC DIAGNOSTIC OF OKLAHOMA		11	2	15%	13
MINUTECLINIC, LLC #1492		13			13
MHHS All Lab Subsection		13			13
SKIN WELLNESS PHYSICIANS LLC		13			13
NEMOURS CHILDREN'S URGENT			13	100%	13
CORAL LANDING ASSISTED LIVING		11	2	15%	13
SUMMIT ATLANTIC SURGERY CENTER		13			13
VALDOSTA FAMILY MEDICINE		1	12	92%	13
VIGILINT HEALTHCARE		11	2	15%	13
CONSULATE HEALTH CARE OF PENSACOLA			13	100%	13
AVENTURA HOSPITAL AND MEDICAL CENTER			13	100%	13
WORLD WRESTLING ENTERTAINMENT			13	100%	13
MED TECH SERVICES OF PALM BEACH INC		13			13
STATEN ISLAND UNIVERSITY HOSPITAL SEGUINE AVE		12	1	8%	13
Solaris Healthcare Pensacola			13	100%	13
PHELPS HOSPITAL LABORATORY		11	2	15%	13
MEDLABS DIAGNOSTICS		11	2	15%	13
MOODY MANOR		13			13
MINUTECLINIC DIAGNOSTIC OF RHODE ISLAND		10	3	23%	13
Sunnyside Care Center		13			13
GULF COAST MEDICAL GROUP		5	8	62%	13
DEVEREUX FLORIDA CHILDRENS CENTER			13	100%	13
THRIF-T DRUGS INC		11	2	15%	13
CULINARY INSTITUTE OF AMERICA STUDENT	3	10			13
SANDGATE GARDENS REHAB & NURSING CENTER		3	10	77%	13
MEYER PEDIATRICS CHTD		11	2	15%	13
HARBOR CHASE OF JACKSONVILLE			13	100%	13
LAKELAND REGIONAL HEALTH GRASSLANDS		12	1	8%	13
AFC URGENT CARE - CEDAR GROVE		11	2	15%	13
ST CLOUD COMPOUNDING PHARMACY & WELLNESS CENTER		12	1	8%	13
IN-OFFICE LAB		12	1	8%	13
Grace Rehabilitation of Vero Beach		13			13
SHELBY COUNTY HEALTH CARE CORPORATION		10	3	23%	13

COVID-19: testing by laboratory

Data through Apr 19, 2021 verified as of Apr 20, 2021 at 09:25 AM

Data in this report are provisional and subject to change.

The numbers in the table below represent the number of Florida and non-Florida residents for whom test results were received by the Department of Health. A person can be tested by more than one laboratory and can have both positive and negative results. **Therefore, the sum of the numbers in each column will be larger than the total number of people tested.**

Reporting lab	Inconclusive	Negative	Positive	Percent positive	Total
EAR NOSE AND THROAT ASSOCIATES OF MANATEE, P.A.		10	3	23%	13
SARASOTA MEDICAL CENTER		4	9	69%	13
GLENBROOKE AT PALM BAY			13	100%	13
NATIONAL GENETICS INST LABCORP		4	9	69%	13
COVANCE CENTRAL LABORATORY			13	100%	13
FAMILY MEDICINE AT HUNTERS CREEK		12			12
ACCENTCARE		12			12
CVS CA9715POCT THOUSAND OAKS		12			12
TMH PHYSICIAN PARTNERS - MONTICELLO		10	2	17%	12
LIFE CARE OF PORT SAINT LUCIE		3	9	75%	12
LEON CHD		12			12
FHCP-PORT ORANGE		3	9	75%	12
SUNCOAST COMMUNITY HEALTH CENTERS INC		2	10	83%	12
MERCY MEDICAL CENTER		5	7	58%	12
TAPESTRY TALLAHASSEE WALDEN		12			12
LONGWOOD PEDIATRICS LLC			12	100%	12
MEDEXPRESS URGENT CARE - MONROE		12			12
TIFT REGIONAL HEALTH SYSTEM, INC		12			12
CITY OF WEST PALM BEACH EMPLOYEE & FAMILY HEALTH		12			12
BAYONET POINT HOSPITAL			12	100%	12
BROOKDALE CITRUS			12	100%	12
OHIO STATE UNIVERSITY MEDICAL CENTER			12	100%	12
FLORIDA DEPARTMENT OF HEALTH WASHINGTON COUNTY		7	5	42%	12
ORLANDO FAMILY MEDICAL INC		12			12
WOODLAND TOWERS		6	6	50%	12
Rosewood Healthcare and Rehabilitation Center		5	7	58%	12
MINUTECLINIC DIAGNOSTIC OF PA, LLC (1036)		10	2	17%	12
BROWARD DIALYSIS			12	100%	12
MINUTE-CLINIC DIAGNOSTIC OF VIRGINIA, LLC		12			12
VILLA HEALTH NH LLC		10	2	17%	12
CAPE CORAL URGENT CARE		9	3	25%	12
IREPERTOIRE_MOL_LAB		12			12
MEDEXPRESS URGENT CARE - CHRISTIANBURG		8	4	33%	12
CVS HEALTH MINUTE CLINIC		1	11	92%	12
MI2297090CV HOLLAND-23D2189684		12			12
VIBRANT AMERICA		10	2	17%	12
NAPLES GREEN VILLAGE		12			12
MINUTECLINIC, LLC, DBA MINUTECLINIC #6106		10	2	17%	12
WANTAGH URGENT CARE		9	3	25%	12
CVS GA2108POCT NORCROSS		9	3	25%	12
UNIVERSITY HOSPITALS OF CLEVELAND		7	5	42%	12
MEDEXPRESS URGENT CARE-ALTOONA		10	2	17%	12
ADVENTIST HEALTH SYSTEM FLORIDA DEPT OF HEALTH		7	5	42%	12
GENESIS		8	4	33%	12
CVS HEALTH, #2043		12			12
CAN COMMUNITY HEALTH, INC		11	1	8%	12
CARE FAST MURABELLA		7	5	42%	12

COVID-19: testing by laboratory

Data through Apr 19, 2021 verified as of Apr 20, 2021 at 09:25 AM

Data in this report are provisional and subject to change.

The numbers in the table below represent the number of Florida and non-Florida residents for whom test results were received by the Department of Health. A person can be tested by more than one laboratory and can have both positive and negative results. **Therefore, the sum of the numbers in each column will be larger than the total number of people tested.**

Reporting lab	Inconclusive	Negative	Positive	Percent positive	Total
MEDEXPRESS URGENT CARE CHARLESTON		8	4	33%	12
VERITAS RESEARCH CORP			12	100%	12
CVS MINUTE CLINIC, LLC #22		11	1	8%	12
MEDEXPRESS URGENT CARE - SALEM		8	4	33%	12
HAVEN HOSPICE			12	100%	12
FAMILY MEDICINE AT LONGWOOD			12	100%	12
ACADIAN DIAGNOSTIC LABORATORIES		8	4	33%	12
LAB UNKNOWN		1	11	92%	12
MINUTECLINIC DIAGNOSTIC OF NEW MEXICO		12			12
APPLE DIAGNOSTICS LAB		5	7	58%	12
WALGREEN #6538		12			12
MIRACLE ALF INC		12			12
Maury Regional Hospital		6	6	50%	12
SENIOR HOME CARE INC		12			12
DEPARTMENT OF PUBLIC HEALTH		12			12
VA Primary Care Clinic at Meharry		11	1	8%	12
THE POTTER'S HOUSE AT CANNON POINT		12			12
DYNAMIC HEALTH CENTERS INC		8	4	33%	12
COLLIER COUNTY HEALTH DEPT.		7	5	42%	12
RICHMOND UNIVERSITY MEDICAL CENTER		10	2	17%	12
MINUTECLINIC, LLC #244		11	1	8%	12
NORTHSIDE HOSPITAL FORSYTH		10	2	17%	12
CVS TN5601POCT LENOIR CITY		10	2	17%	12
MINUTECLINIC DIAGNOSTIC OF VIRGINIA		12			12
WELLSTAR COBB HOSPITAL		10	2	17%	12
BRITO MEDICAL CENTER		10	2	17%	12
PALATKA VA CBOC		11	1	8%	12
LANE PEDIATRICS PA		1	11	92%	12
FLORIDA DEPT OF HEALTH		4	8	67%	12
RUSSELL MEDICAL CENTER		11	1	8%	12
CARROLL GARDENS URGENT CARE		12			12
MINUTE CLINIC DIAGNOSTIC OF SC, LLC #42		11	1	8%	12
SONORA QUEST LABORATORIES			12	100%	12
LADY LAKE SPECIALTY CARE			12	100%	12
GEORGE W FERGUSON MD-CONCIERGE MEDICAL SERVICES PL		11	1	8%	12
URGENT TEAM MANAGEMENT OF TENNESSEE		10	2	17%	12
SAMARITAN HOSPITAL LABORATORY		11	1	8%	12
MINUTECLINIC DIAGNOSTIC OF GEORGIA, LL		10	2	17%	12
GLEN OAKS HEALTH AND REHABILITATION CENTER			12	100%	12
MINUTECLINIC DIAG OF IND, LLC #6697		12			12
MERIDIAN AT WATERWAYS, THE		10	2	17%	12
ST PETER'S UNIVERSITY HOSPITAL		9	3	25%	12
MINUTECLINIC LLC (1435)		11	1	8%	12
MEDEXPRESS URGENT CARE-LATROBE		11	1	8%	12
SUWANNEE COUNTY JAIL		11	1	8%	12
JOHN W NORRIS III MD PA	1		11	92%	12
MINUTECLINIC DIAGNOSTIC OF TN PC #240		10	2	17%	12

COVID-19: testing by laboratory

Data through Apr 19, 2021 verified as of Apr 20, 2021 at 09:25 AM

Data in this report are provisional and subject to change.

The numbers in the table below represent the number of Florida and non-Florida residents for whom test results were received by the Department of Health. A person can be tested by more than one laboratory and can have both positive and negative results. **Therefore, the sum of the numbers in each column will be larger than the total number of people tested.**

Reporting lab	Inconclusive	Negative	Positive	Percent positive	Total
PANCARE HEALTH - WEWA ELEMENTARY			12	100%	12
CVS MINUTE CLINIC DIAGNOSTIC PA #3060		10	2	17%	12
CARLOS PORTU MD, PLLC			12	100%	12
MINUTECLINIC DIAGNOSTIC OF ILLINOIS LL		10	2	17%	12
ADVENTHEALTH MEDICAL GROUP CARE CLINIC AT		8	4	33%	12
MINUTECLINIC DIAGNOSTIC OF TN PC #386		10	1	9%	11
MINUTECLINIC DIAGNOSTICS OF IND, LLC		11			11
CVS TN2179POCT MURFREESBORO		10	1	9%	11
DMH STEINHATCHEE FAMILY MEDICINE		8	3	27%	11
PRIME MEDICAL CARE, LLC		11			11
45TH 1		11			11
PALM BEACH PATHOLOGY		9	2	18%	11
ST VINCENT'S ST CLAIR		8	3	27%	11
ASSOCIATES IN MEDICINE		7	4	36%	11
ADVENTHEALTH MEDICAL GROUP PEDIATRIC & ADOLESCENT		10	1	9%	11
ELITE HOME HEALTH SERVICES		11			11
MINUTECLINIC DIAGNOSTIC OF MINNESOTA		11			11
MINUTE CLINIC LLC #6765		11			11
JBSA-SAM HOUSTON			11	100%	11
WALK IN MEDICAL URGENT CARE PC		11			11
ST. PETERSBURG PEDIATRICS			11	100%	11
WINTER PARK CARE AND REHABILITATION			11	100%	11
CARINGTON MANOR		11			11
METHODIST HOSPITAL			11	100%	11
ORLANDO HEALTH PHYSICIAN ASSOCIATES		4	7	64%	11
MINUTECLINIC DIAGNOSTIC OF NEW JERSEY, LLC # 7069		11			11
CVS MINUTE CLINIC DIAGNOSTIC OF TEXAS,LLC		9	2	18%	11
MINUTECLINIC DIAGNOSTIC OF VIRGINIA, LLC #255		11			11
MINUTECLINIC, DIAGNOSTIC OF TEXAS, LL		10	1	9%	11
PRIMECARE ACQUISITION FAMILY PRACTICE INC		11			11
DOCTORS EXPRESS OF ST PETERSBURG		1	10	91%	11
Westchester General Hospital			11	100%	11
CARENOW URGENT CARE-HERMITAGE		7	4	36%	11
GENOPTIX MEDICAL LABORATORY		10	1	9%	11
NIGHT LITE PEDIATRICS CENTER, LLC		1	10	91%	11
TRIDENT BIOMETRICS		10	1	9%	11
SAVANNAH STATE UNIVERSITY, COUNSELING		11			11
UNIVERSITY CENTRA CARE		10	1	9%	11
MEDEXPRESS URGENT CARE - WINCHESTER GATEWAY		9	2	18%	11
MEDICAL CENTER AFFILIATES WEST PALM			11	100%	11
REDMED CLINIC OF ARLINGTON		10	1	9%	11
APPALACHIAN REGIONAL HEALTHCARE SYSTEM		10	1	9%	11
MC DIAGNOSTIC OF CONNECTICUT , PC # 3		9	2	18%	11
CENTRAL JERSEY URGENT CARE		10	1	9%	11
CVS CA9165POCT SAN DIEGO		11			11
MINUTECLINIC DIAGNOSTIC OF MAINE, LLC		9	2	18%	11
ILLINOIS DEPT OF PUBLIC HEALTH LAB - SPRINGFIELD			11	100%	11

COVID-19: testing by laboratory

Data through Apr 19, 2021 verified as of Apr 20, 2021 at 09:25 AM

Data in this report are provisional and subject to change.

The numbers in the table below represent the number of Florida and non-Florida residents for whom test results were received by the Department of Health. A person can be tested by more than one laboratory and can have both positive and negative results. **Therefore, the sum of the numbers in each column will be larger than the total number of people tested.**

Reporting lab	Inconclusive	Negative	Positive	Percent positive	Total
MICHIGAN DEPARTMENT OF COMMUNITY HEALTH		1	10	91%	11
MEDEXPRESS URGENT CARE - BEECH GROVE		10	1	9%	11
PINELLAS COUNTY HEALTH DEPARTMENT		2	9	82%	11
VITAS HEALTH INC		5	6	55%	11
WELLMED AT SOUTH PARSONS		9	2	18%	11
NORTH OKALOOSA PHYSICIAN GROUP		10	1	9%	11
AZALEA HEALTH		2	9	82%	11
MINUTECLINIC DIAGNOSTIC OF NEW JERSEY,		10	1	9%	11
ATHENS VETERINARY DIAGNOSTIC LABORATOR		11			11
UNIVERSITY OF MIAMI MILLER SCHOOL OF MEDICINE			11	100%	11
CREATIVE TESTING SOLUTIONS		4	7	64%	11
MINUTECLINIC DIAGNOSTIC OF TN, PC 6304		9	2	18%	11
MONROE COUNTY HOSPITAL		8	3	27%	11
CLEVELAND TENNESSEE HOSPITAL COMPANY		10	1	9%	11
KIDSVILLE PEDIATRICS			11	100%	11
HIRAM COLLEGE HEALTH CENTER (ABBOTT)		11			11
ALCOVE ASSISTED LIVING FACILITY		11			11
STUYVESANT URGENT CARE		11			11
WATSON HEALTHCARE		8	3	27%	11
CLAYMED OF NORTH FLORIDA			11	100%	11
MINUTECLINIC, LLC #1470		10	1	9%	11
CVS SC4286POCT EASLEY		5	6	55%	11
CVS MINUTE CLINIC DIAGNOSTIC		10	1	9%	11
BIOTECH CLINICAL LABORATORIES, INC.		1	10	91%	11
VIRTUA WEST JERSEY HOSPITAL VOORHEES		9	2	18%	11
TROPICANA		5	6	55%	11
CROSSROADS URGENT CARE, PLLC		11			11
Manor Care of Dunedin		7	4	36%	11
HEALTH NETWORK LABORATORIES		7	4	36%	11
PHYSICIANS REGIONAL MEDICAL CTR - COLLIER BLVD			11	100%	11
MEDEXPRESS URGENT CARE - MAPLE DRIVE		10	1	9%	11
GUIDANCE / CARE CENTER, INC		11			11
PASSPORT HEALTH			11	100%	11
CVS MINUTE CLINIC DIAG OF IND, LLC #6549		11			11
UMHC/SYLVESTER AT KENDALL		1	10	91%	11
ST LUKES ROOSEVELT LABORATORY		9	2	18%	11
SEMORAN FAMILY HEALTH LLC		10	1	9%	11
THE TERRACE OF SAINT CLOUD		9	2	18%	11
CVS CA9113POCT CHULA VISTA		11			11
OPTUM PRIMARY CARE		1	10	91%	11
UF HEALTH		1	10	91%	11
MINUTE CLINIC DIAGNOSTIC OF NORTH CAROLINA		11			11
ALACHUA			11	100%	11
MOUNT DORA PEDIATRICS		9	2	18%	11
ASSOCIATES MD CYPRESS CREEK			11	100%	11
NORTHEAST PEDIATRICS			11	100%	11
MEDEXPRESS URGENT CARE MONACA		11			11

COVID-19: testing by laboratory

Data through Apr 19, 2021 verified as of Apr 20, 2021 at 09:25 AM

Data in this report are provisional and subject to change.

The numbers in the table below represent the number of Florida and non-Florida residents for whom test results were received by the Department of Health. A person can be tested by more than one laboratory and can have both positive and negative results. **Therefore, the sum of the numbers in each column will be larger than the total number of people tested.**

Reporting lab	Inconclusive	Negative	Positive	Percent positive	Total
TELEVISIT PALM BAY FAMILY PRACTICE		9	2	18%	11
ALBION COLLEGE (ABBOTT)		11			11
GMR EVENT SERVICES LLC DBA CROWDRX		11			11
HNL LAB MEDICINE		8	3	27%	11
SUMTER COUNTY HEALTH DEPARTMENT		6	5	45%	11
COLLIER HMA PHYSICIAN MANAGEMENT, LLC		2	9	82%	11
AIM LABORATORIES			11	100%	11
BRIDGE DIAGNOSTICS			11	100%	11
MERCY HEALTH—MUSKEGON		7	4	36%	11
St. Annes Nursing Center, St. Annes Residence, Inc.		11			11
Crestwood Nursing Center		7	4	36%	11
MISSOURI DEPARTMENT OF HEALTH AND SENIOR SERVICES			11	100%	11
NIGHT LITE PEDIATRICS CENTER		1	10	91%	11
CURATIVE		1	10	91%	11
BOCA RATON REGIONAL HOSPITAL LAB			11	100%	11
St Joseph's Hospital & Medical Center		10	1	9%	11
RPC@HODGES		2	8	80%	10
MEDICAL LABORATORY DIAGNOSTICS			10	100%	10
DOMINICAN COLLEGE STUDENT HEALTH CENTE		8	2	20%	10
GLADES COUNTY DETENTION CENTER		1	9	90%	10
CVS PA6902POCT BRYN MAWR		8	2	20%	10
QHG OF ENTERPRISE INC (DBA MEDICAL CTR		10			10
KAILOS GENETICS INC		8	2	20%	10
NEW HAMPSHIRE DEPARTMENT OF HEALTH AND HUMAN SERVICES		3	7	70%	10
STPET		8	2	20%	10
ARBORS OF GULF BREEZE, THE		8	2	20%	10
CARENOW URGENT CARE - EAST NASHVILLE		8	2	20%	10
VETERNANS ADMINISTRATION			10	100%	10
MAINSTREET FAMILY CARE			10	100%	10
MINUTECLINIC, LLC #4682		5	5	50%	10
BETTER AT HOME		10			10
ALL 4 KIDZ PEDIATRICS		8	2	20%	10
ACCESS PHARMACY		10			10
MEDEXPRESS URGENT CARE-KATY		7	3	30%	10
CVS NC7051POCT WAKE FOREST		10			10
LUXOR SCIENTIFIC LLC		1	9	90%	10
KEY TRAINING CENTER			10	100%	10
JOHNS HOPKINS ALL CHILDRENS			10	100%	10
MOSOLF PEDIATRICS			10	100%	10
MINUTECLINIC DIAGNOSTIC OF OHIO #3407		9	1	10%	10
PRORENATA LABS		2	8	80%	10
ONEIDA HEALTHCARE CENTER		8	2	20%	10
MINUTE CLINIC, LLC #4650		9	1	10%	10
WINKLER COURT□		9	1	10%	10
CVS TX8351POCT BEAUMONT		9	1	10%	10
MEDEXPRESS URGENT CARE - WASHINGTON		8	2	20%	10
HCR MANORCARE		10			10

COVID-19: testing by laboratory

Data through Apr 19, 2021 verified as of Apr 20, 2021 at 09:25 AM

Data in this report are provisional and subject to change.

The numbers in the table below represent the number of Florida and non-Florida residents for whom test results were received by the Department of Health. A person can be tested by more than one laboratory and can have both positive and negative results. **Therefore, the sum of the numbers in each column will be larger than the total number of people tested.**

Reporting lab	Inconclusive	Negative	Positive	Percent positive	Total
WALGREENS #04176		7	3	30%	10
BENSONHURST URGENT CARE		9	1	10%	10
CITY OF TALLAHASSEE		10			10
TENNESSEE DEPARTMENT OF HEALTH (TDH) - CENTRAL LABORATORY		2	8	80%	10
Avalon Healthcare and Rehabilitation Center			10	100%	10
MEDEXPRESS URGENT CARE - FAYETTEVILLE		8	2	20%	10
CVS TX7162POCT HOUSTON		10			10
MC DIAGNOSTIC OF CONNECTICUT, PC #1043		10			10
NATURE COAST REGIONAL MEDICAL CENTER		1	9	90%	10
KR AT COLLEGE HARBOR		10			10
WHEELER LABORATORY		9	1	10%	10
PANCARE HEALTH - VERNON ELEMENTARY			10	100%	10
NASCAR EVENT MANAGEMENT, LLC		10			10
MINUTECLINIC DIAG OF IND, LLC #2387		8	2	20%	10
CORONA PATHOLOGY		10			10
MEDEXPRESS URGENT CARE PARKERSBURG		8	2	20%	10
BEAUMONT LABORATORY			10	100%	10
WALK-IN MEDICAL CARE			10	100%	10
MEDEX REGIONAL LABORATORIES LLC		1	9	90%	10
GILCHRIST COUNTY FIRE DEPARTMENT		4	6	60%	10
CHILDREN'S HEALTHCARE OF ATLANTA/EGLESTON		10			10
COMMUNITY HEALTH CENTER		2	8	80%	10
ST JOSEPHS HOSP OF ATLANTA/CLINIC LAB		9	1	10%	10
BROWARD HEALTH CARE			10	100%	10
OKLAHOMA STATE DEPARTMENT OF HEALTH-PUBLIC HEALTH LABORATORY			10	100%	10
PBC PREMIER FAMILY HEALTH			10	100%	10
ANY LAB TEST NOW INC			10	100%	10
LAWRENCE TECHNOLOGICAL UNIVERSITY		10			10
MINUTE CLINIC LLC # 2033		9	1	10%	10
NOT INDICATED		1	9	90%	10
BROOKDALE PANAMA CITY		9	1	10%	10
SAVANNAH MANOR ASSISTED LIVING COMMUNITY			10	100%	10
BLOOMIN BRANDS WELLNESS CENTER		9	1	10%	10
MINUTECLINIC DIANOSTIC OF VIRGINA, LL		9	1	10%	10
CHRISTUS ST VINCENT LABORATORY - ZIA		10			10
FLORIDA CLINICAL LAB		1	9	90%	10
SOMA MEDICAL CENTER PA #4			10	100%	10
CHEMISYS LABORATORIES		2	8	80%	10
ST JOSEPH'S HOSPITAL NORTH LABORATORY			10	100%	10
NEW JERSEY DEPARTMENT OF HEALTH COMMUNICABLE DISEASE SERVICE		3	7	70%	10
BETH ISRAEL MEDICAL CENTER LABS		9	1	10%	10
KEY WEST URGENT CARE, INC		3	7	70%	10
EMERGENCY MEDICAL CENTER		4	6	60%	10
BELLE GLADES HEALTH CLINIC			10	100%	10
VENICE GREEN VILLAGE		3	7	70%	10
NORTON HEALTHCARE			10	100%	10
LAKE BALDWIN CBOC		9	1	10%	10

COVID-19: testing by laboratory

Data through Apr 19, 2021 verified as of Apr 20, 2021 at 09:25 AM

Data in this report are provisional and subject to change.

The numbers in the table below represent the number of Florida and non-Florida residents for whom test results were received by the Department of Health. A person can be tested by more than one laboratory and can have both positive and negative results. **Therefore, the sum of the numbers in each column will be larger than the total number of people tested.**

Reporting lab	Inconclusive	Negative	Positive	Percent positive	Total
PLYMOUTH HARBOR INCORPORATED		9	1	10%	10
DES PLAINES CLINICAL LAB		3	7	70%	10
MOLECULAR PATHOLOGY LABORATORY			10	100%	10
ORLANDO MEDICAL CENTER PL		1	9	90%	10
VITALANT		1	9	90%	10
AMERICAN HOUSE FORT MYERS		10			10
WALGREENS #10972	1	9			10
PIEDMONT ATHENS REGIONAL MEDICAL		8	2	20%	10
MEDEXPRESS URGENT CARE - FORT WORTH S		8	2	20%	10
FLEMING ISLAND CENTER FOR CLINICAL RESEARCH		10			10
URGENT CARE CENTER AT PINNACLE		4	6	60%	10
MINUTE-CLINIC DIAGNOSTIC OF VIRGINIA,		9	1	10%	10
FAMILY HEALTH CENTER AT PORT ST JOHN		4	6	60%	10
VASCONCELLO COHEN MD PA		9	1	10%	10
NORTHSIDE HOSPITAL ATLANTA		4	6	60%	10
ARCHBOLD MEMORIAL HOSPITAL/LAB		3	7	70%	10
SUPERIOR RESIDENCES OF CLERMONT		2	8	80%	10
CVS MO8590POCT KANSAS CITY		6	4	40%	10
IMMUNOGENOMICS LLC		6	4	40%	10
PHASE2 LABS	2	6	2	20%	10
CVS PA1671POCT LANCASTER		10			10
CVS SC7556POCT WEST COLUMBIA		9	1	10%	10
THE MARY IMOGENE BASSETT HOSPITAL		10			10
UNIVERSITY MEDICAL CENTER		8	2	20%	10
ISLAND COAST PEDIATRICS IN-HOUSE LAB		10			10
CVS CT1123POCT SOUTHBURY		10			10
MINUTECLINIC DIAGNOSTIC OF TN PC #5671		6	4	40%	10
MINUTECLINIC DIAGNOSTIC OF NORTH CAROLINA PC #5341		7	3	30%	10
BERRYHILL MANOR		10			10
MINUTECLINIC DIAGNOSTIC OF ILLINOIS		8	2	20%	10
CBC LAB		3	7	70%	10
CVS SC7334POCT LEXINGTON		9	1	10%	10
PALM BEACH CDH - DELRAY BEACH			10	100%	10
ILLINOIS DEPARTMENT OF PUBLIC HEALTH		2	8	80%	10
HIGH TOWER ALF LLC		9	1	10%	10
ALABAMA DEPARTMENT OF PUBLIC HEALTH		1	9	90%	10
DIAMOND SPEEDWAY DIALYSIS		1	8	89%	9
MIDMICHIGAN MEDICAL CENTER			9	100%	9
CARENOW URGENT CARE-MT JULIET		8	1	11%	9
THOMAS JEFFERSON UNIVERSITY HOSPITAL		4	5	56%	9
DOH-TAMPA BRANCH LABORATORY (MLK BLVD)		4	5	56%	9
WINTER PARK INTERNAL MEDICINE MD PA		7	2	22%	9
MAGNOLIA MANOR			9	100%	9
CITYMD		1	8	89%	9
NHC HealthCare Anniston		9			9
SELECT PHYSICIANS ALLIANCE		9			9
CVS NJ617POCT CEDAR GROVE		8	1	11%	9

COVID-19: testing by laboratory

Data through Apr 19, 2021 verified as of Apr 20, 2021 at 09:25 AM

Data in this report are provisional and subject to change.

The numbers in the table below represent the number of Florida and non-Florida residents for whom test results were received by the Department of Health. A person can be tested by more than one laboratory and can have both positive and negative results. **Therefore, the sum of the numbers in each column will be larger than the total number of people tested.**

Reporting lab	Inconclusive	Negative	Positive	Percent positive	Total
MINUTE CLINIC LLC #10203		7	2	22%	9
ST. CLOUD PHARMACY AND WELLNESS CENTER		5	4	44%	9
PALMS WEST HOSPITAL			9	100%	9
MINUTECLINIC DIAGNOSTIC OF TN PC #242		6	3	33%	9
CVS PA233POCT NEWTOWN SQUARE		9			9
URGENT CARE OF LONGWOOD		1	8	89%	9
FLORIDA HOSPITAL WINTER PARK		7	2	22%	9
EXPRESS TEST			9	100%	9
MINUTE CLINIC LLC #0169		7	2	22%	9
CVS RI1717POCT 1 CVS DR			9	100%	9
Consulate Health Care of Brandon		7	2	22%	9
MEDEXPRESS ELKINS		9			9
CVS MINUTE CLINIC DIAGNOSTIC OF KANSAS, PA		9			9
CVS DC1340POCT WASHINGTON		9			9
REMISE OCCUPATIONAL HEALTH SOLUTIONS INC			9	100%	9
INSPIRED LIVING AT PALM BAY		7	2	22%	9
PUTNAM FAMILY CARE INC		3	6	67%	9
DIXITKUMAR N MODI MD PA			9	100%	9
ETHOS LABORATORIES		7	2	22%	9
VILLAGE PLACE HEALTH AND REHAB		9			9
MOBILE RESPONSE DIAGNOSTICS LLC		8	1	11%	9
FAMILY PRACTICE OF DAVIE INC			9	100%	9
VETERANS AFFAIRS MEDICAL CENTER - OUTPATIENT			9	100%	9
BRENNITY AT VERO BEACH, THE			9	100%	9
NORTHWEST FLORIDA COMMUNITY HOSPITAL LABORATORY		8	1	11%	9
LEE MEMORIAL HEALTH SYSTEM D/B/A		7	2	22%	9
ROSEMONT GARDENS INC		9			9
MINUTECLINIC #2860		6	3	33%	9
CAYUGA COUNTY HEALTH DEPARTMENT		8	1	11%	9
PEDIATRIC HEALTH CARE ALLIANCE			9	100%	9
MINUTECLINIC, LLC, DBA MINUTECLINIC #4		9			9
WATERFORD AT CREEKSIDE, THE			9	100%	9
HEALTH AND WELLNESS CENTER		1	8	89%	9
FLORIDA MENTOR		7	2	22%	9
ACM MEDICAL LABORATORY ALLIANCE		7	2	22%	9
IU HEALTH PATHOLOGY		1	8	89%	9
KINDRED_AIMS		9			9
BLOOMINGDALE PEDIATRIC ASSOCIATES PA			9	100%	9
MINUTE CLINIC LLC #4017		9			9
MEDICANA NURSING AND REHAB CENTER			9	100%	9
WESTCHESTER GENERAL HOSPITAL BLOOD GAS LAB			9	100%	9
CVS PHARMACY NO 274		9			9
MINUTECLINIC MINUTECLINIC #8505		7	2	22%	9
RIVERVIEW REGIONAL MEDICAL CENTER		7	2	22%	9
WINDSOR OF GAINESVILLE		9			9
WILLIAMSBURGH CHAI CARE		8	1	11%	9
CIMA MEDICAL CENTER		8	1	11%	9

COVID-19: testing by laboratory

Data through Apr 19, 2021 verified as of Apr 20, 2021 at 09:25 AM

Data in this report are provisional and subject to change.

The numbers in the table below represent the number of Florida and non-Florida residents for whom test results were received by the Department of Health. A person can be tested by more than one laboratory and can have both positive and negative results. **Therefore, the sum of the numbers in each column will be larger than the total number of people tested.**

Reporting lab	Inconclusive	Negative	Positive	Percent positive	Total
RANDOLPH DIABETES AND WELLNESS		8	1	11%	9
NEMOURS CHILDREN'S PRIMARY CARE VERO BEACH			9	100%	9
GCPM MANUAL MICROBIOLOGY		1	8	89%	9
PRECISION GENETICS			9	100%	9
CARENOW URGENT CARE-GREEN HILLS		9			9
TRANSPLANT GENOMICS INC (EUROFINS)		9			9
RELIANCE MEDICAL CENTER		5	4	44%	9
MINUTECLINIC DIAGNOSTIC MED GRP OF CA		8	1	11%	9
BEAUMONT EMERGENCY CENTER			9	100%	9
ROSECASTLE			9	100%	9
LOREY ALF		9			9
ALLIANCE HEALTH AND REHABILITATION CENTER		9			9
ORLANDO HEALTH PHYSICIAN GROUP INC		6	3	33%	9
OUR HOME AT BEACON HILL			9	100%	9
CVS GA3766POCT DACULA		7	2	22%	9
UCARE			9	100%	9
NORTHSHORE UNIVERSITY HEALTHSYSTEM EVANSTON HOSPITAL LAB			9	100%	9
MIAMI COMPREHENSIVE MEDICINE GROUP PA		4	5	56%	9
CVS TX10016POCT PRINCETON		9			9
CARESOUTH HHA HOLDINGS OF THE BAY AREA LLC□		9			9
PALM BAY URGENT CARE PL		1	8	89%	9
MINUTECLINIC, LLC #09202		7	2	22%	9
FLORIDA CENTER FOR DERMATOLOGY LABORATORY			9	100%	9
MINUTECLINIC LLC #5176		6	3	33%	9
BAYFRONT HEALTH ST PETERSBURG		8	1	11%	9
MEDEXPRESS URGENT CARE - SWANSEA, N ILLINOIS ST		8	1	11%	9
ALL CARE URGENT CARE			9	100%	9
MANATEE COUNTY CENTRAL JAIL		9			9
UHEALTH UNIVERSITY OF MIAMI			9	100%	9
SYNEXUS CLINICAL RESEARCH US INC		2	7	78%	9
ACCESS CARE MEDICAL GROUP LLC		2	7	78%	9
CHILDREN'S HEALTH CENTER INC.		7	2	22%	9
CORE OCCUPATIONAL RESOURCES, LLC		5	4	44%	9
Sunset Lake Health and Rehabilitation Center		8	1	11%	9
MINUTE CLINIC INCORPORTE		9			9
CVS CT1109POCT BETHEL		9			9
CVS MINUTE CLINIC DIAGNOSTIC MED GRP OF SAN		7	2	22%	9
OMNI			9	100%	9
HARMONIOUS HOME HEALTH, LLC		9			9
MINUTE CLINIC LLC #1448		8	1	11%	9
MONROE COUNTY FIRE RESCUE		8	1	11%	9
ENCOMPASS HOME HEALTH OF THE SOUTHEAST LLC□		9			9
NORTHSIDE HOSPITAL		2	7	78%	9
NITIN BAWA PROFESSIONAL ASSOCIATES			9	100%	9
MINUTECLINIC #8760		9			9
SOUTH FLORIDA ENT ASSOCIATES, INC			9	100%	9
SOMA MEDICAL CENTER MD PA #7 PEDIATRICS			9	100%	9

COVID-19: testing by laboratory

Data through Apr 19, 2021 verified as of Apr 20, 2021 at 09:25 AM

Data in this report are provisional and subject to change.

The numbers in the table below represent the number of Florida and non-Florida residents for whom test results were received by the Department of Health. A person can be tested by more than one laboratory and can have both positive and negative results. **Therefore, the sum of the numbers in each column will be larger than the total number of people tested.**

Reporting lab	Inconclusive	Negative	Positive	Percent positive	Total
CIAN DIAGNOSTICS			9	100%	9
MEDEXPRESS URGENT CARE - BATTLE CREEK		6	3	33%	9
WADSWORTH CENTER - DAVID AXELROD INSTITUTE		8	1	11%	9
ST VINCENT'S CHILTON		7	2	22%	9
COLLIER BLVD HMA PHYSICIAN MANAGEMENT,, LLC			9	100%	9
BUENA VIDA ESTATES			9	100%	9
PENSACOLA CLUSTER			9	100%	9
Atlanta VAMC		6	3	33%	9
CVS MD2956POCT NEW MARKET		8	1	11%	9
WINDSOR OF SAN PABLO, THE		6	3	33%	9
PATEL MEDICAL VENTURES		8	1	11%	9
SUNCREST OMNI		9			9
CVS GA2147POCT KENNESAW		6	2	25%	8
CVS OH2543POCT CANFIELD		5	3	38%	8
DEPT OF VA MEDICAL CENTER - RICHMOND		7	1	13%	8
LONG ISLAND JEWISH FOREST HILLS HOSPITAL		8			8
MONROE URGENT CARE		7	1	13%	8
CLAY PRIMARY & FAMILY CARE LLC			8	100%	8
NORTHEAST ALABAMA REGIONAL MEDICAL CENTER		5	3	38%	8
LAKE PEDIATRICS			8	100%	8
DORAL URGENT CARE			8	100%	8
MEDEXPRESS URGENT CARE - CULPEPER		8			8
WALGREENS #06416		8			8
LIFE CARE CITRUS COUNTY			8	100%	8
FRESENIUS KIDNEY CARE DUNEDIN			8	100%	8
MINUTECLINIC DIAGNOSTIC OF OHIO #7790		6	2	25%	8
GOLISANO CHILDREN'S HOSPITAL OF SOUTHWEST FLORIDA		6	2	25%	8
CVS GA2841POCT LAWRENCEVILLE		8			8
WHITE SANDS OUTPATIENT SERVICES (WSOP SERVICES LLC		8			8
LAKE CONWAY URGENT CARE LLC		2	6	75%	8
CVS TN7289POCT SIGNAL MOUNTAIN		8			8
MEDEXPRESS URGENT CARE MORGANTOWN		8			8
CVS SC2250POCT COLUMBIA		8			8
MODMD LABORATORY		8			8
MINUTECLINIC DIAGNOSTIC OF SC, LLC #7		6	2	25%	8
MINUTE CLINIC #8979		7	1	13%	8
BAPTIST OUTPATIENT			8	100%	8
DIAGNOSTIC CLINIC		7	1	13%	8
CVS TX7827POCT ROUND ROCK		8			8
ELLIS HOSPITAL LABORATORY		7	1	13%	8
MEDEXPRESS URGENT CARE - MIDLOTHIAN		7	1	13%	8
CVS MD4371POCT OCEAN CITY		8			8
HEWLETT URGENT CARE, PLLC		8			8
MINUTECLINIC MINUTECLINIC #4977		4	4	50%	8
INTERNAL MEDICINE ASSOCIATES OF JACKSON HOSPITAL			8	100%	8
CVS NC5591POCT STATESVILLE		7	1	13%	8
CVS NC3803POCT MOORESVILLE		7	1	13%	8

COVID-19: testing by laboratory

Data through Apr 19, 2021 verified as of Apr 20, 2021 at 09:25 AM

Data in this report are provisional and subject to change.

The numbers in the table below represent the number of Florida and non-Florida residents for whom test results were received by the Department of Health. A person can be tested by more than one laboratory and can have both positive and negative results. **Therefore, the sum of the numbers in each column will be larger than the total number of people tested.**

Reporting lab	Inconclusive	Negative	Positive	Percent positive	Total
CHAPTERS HEALTH HOSPICE		8			8
CAPRONA GROUP HOME		2	6	75%	8
DOTHAN PEDIATRIC CLINIC			8	100%	8
The Grand at Rome Nursing and Rehabilitation		8			8
NORTHDAL REHABILITATION CENTER			8	100%	8
UNIVERSITY OF WASHINGTON MEDICAL CENTER			8	100%	8
PUTNAM COUNTY EMERGENCY RESCUE SERVICE		5	3	38%	8
ALBANY MEDICAL CENTER		7	1	13%	8
FHPG_EXP CARE PALM HARBOR			8	100%	8
MINUTECLINIC, LLC #03268		7	1	13%	8
MED & CO INVESTMENT LLC		7	1	13%	8
FHMG_FM AND IM AVALON PARK		2	6	75%	8
WELLIGENT		1	7	88%	8
MEDEXPRESS - WILMINGTON CONCORD PIKE		7	1	13%	8
CVS NC7057POCT SHELBY		6	2	25%	8
CAREPOINT CLINIC		5	3	38%	8
INTERNAL MEDICINE AND AESTHETICS OF NAPLES LLC		8			8
CHIEFLAND MEDICAL CENTER		1	7	88%	8
MEDEXPRESS URGENT CARE, JOHNSTOWN		7	1	13%	8
BIOTECH PHARMACEUTICAL GROUP LLC			8	100%	8
SUPREME LABORATORY			8	100%	8
DOCTOR'S IN-HOUSE LAB/COMMUNITY HEALTH CENTERS OF PINELLAS - CLEARWATE			8	100%	8
MINUTECLINIC DIAGNOSTIC OF NEVADA #87		4	4	50%	8
ALL CHILDREN'S HOSPITAL DEPT OF GENERAL PEDIATRICS			8	100%	8
MINUTECLINIC DIAGNOSTIC OF NORTH CAROLINA PC #7054		5	3	38%	8
FHCP-ORANGE CITY			8	100%	8
JOHN T MATHER MEMORIAL HOSPITAL LABORATORY		7	1	13%	8
FOUNTAINVIEW BY FIVE STAR QUALITY CARE		7	1	13%	8
CVS NC7213POCT MATTHEWS		6	2	25%	8
ROBERT WOOD JOHNSON HOSPITAL		7	1	13%	8
CVS NC3319POCT CHARLOTTE		6	2	25%	8
MINUTE CLINIC DIAG OF IND LLC #8674		8			8
HUNTINGTON VILLAGE URGENT CARE		8			8
OSWEGO HOSPITAL LABORATORY		7	1	13%	8
MEDEXPRESS URGENT CARE - CLARKSBURG		7	1	13%	8
CARE ATC - CITY OF BOYNTON BEACH	1	2	5	63%	8
WEST DADE PEDIATRICS			8	100%	8
BEECHTREE MOLECULAR LAB LLC			8	100%	8
CVS NJ836POCT RUNNEMEDE		8			8
SLOPESIDE LABS AND TESTING, LLC - THE HIDEOUT AT BUTTERMILK MOUNTAIN		8			8
PRIMARY CARE SPECIALISTS OF ORLANDO		8			8
FHPG_EXP CARE W HILLSBOROUGH			8	100%	8
VERMONT DEPARTMENT OF HEALTH		1	7	88%	8
CVS PA2582POCT SPRINGFIELD		6	2	25%	8
SEA LEVEL LABS			8	100%	8
INTERVENTIONAL REHABILITATION OF SOUTH FLORIDA			8	100%	8
PALM BEACH COUNTY HEALTH DEPARTMENT LABORATORY			8	100%	8

COVID-19: testing by laboratory

Data through Apr 19, 2021 verified as of Apr 20, 2021 at 09:25 AM

Data in this report are provisional and subject to change.

The numbers in the table below represent the number of Florida and non-Florida residents for whom test results were received by the Department of Health. A person can be tested by more than one laboratory and can have both positive and negative results. **Therefore, the sum of the numbers in each column will be larger than the total number of people tested.**

Reporting lab	Inconclusive	Negative	Positive	Percent positive	Total
MID-HUDSON VALLEY DIVISION OF WESTCHESTER MEDICAL		8			8
DEPARTMENT OF HEALTH- CITRUS COUNTY		1	7	88%	8
ATLANTIC CONSOLIDATED LABORATORY		8			8
PBC FOUND CARE INC			8	100%	8
MEDEXPRESS URGENT CARE - YORK		5	3	38%	8
MAGNOLIA PEDIATRICS GROUP LLC			8	100%	8
VENICE REGIONAL MEDICAL CENTER			8	100%	8
MEDEXPRESS URGENT CARE-PASADENA		8			8
EXECUTIVE MEDICAL SERVICES		8			8
MINUTECLINIC, LLC #05038		8			8
GLEN FALLS HOSPITAL DEPARTMENT OF PATHOLOGY		7	1	13%	8
Florida Clinical Laboratory		1	7	88%	8
CVS PA4077POCT BELLE VERNON		8			8
COMPREHENSIVE CLINICAL RESEARCH, LLC			8	100%	8
PAUL GRECO MD CONCIERGE MEDICAL SERVICES PL		8			8
GENEUS DIAGNOSTICS			8	100%	8
MEDEXPRESS URGENT CARE - RICHMOND, NINE MILE RD		7	1	13%	8
ST CHARLES HOSPITAL LABORATORY		8			8
GOLDMAN SACHS HEALTH CENTER	1	7			8
MEDEXPRESS URGENT CARE - MT LEBANON		5	3	38%	8
COMMUNITY CARE CENTER		8			8
CVS MD1881POCT DUNKIRK		8			8
LEMOYNE COLLEGE WELLNESS CENTER FOR		8			8
FLORIDA HEART AND VASCULAR MULTISPECIALTY GROUP		8			8
MEDEXPRESS URGENT CARE - TARENTUM		6	2	25%	8
CVS OH3301POCT WOODMERE		8			8
MINUTE CLINIC DIAGNOSTIC OF MICHIGAN PC		8			8
THE WOLFF CENTER FOR CHILD & ADOLESCENT HEALTH			8	100%	8
JACKSON CLINIC PA,THE		4	4	50%	8
TRUE HEALTH		5	3	38%	8
SARAH LAWRENCE COLLEGE HEALTH SERVICES		8			8
NASSAU UNIVERSITY MEDICAL CENTER DEPT		7	1	13%	8
BARTON PARKER OD PC		8			8
CVS MA594POCT FALMOUTH		7	1	13%	8
LOVELACE MEDICAL CENTER		8			8
DOCTOR'S IN HOUSE LAB			8	100%	8
PACIFICA SUNRISE			8	100%	8
BLOOMING GARDENS OF CARE INC		8			8
CLEARWATER PEDIATRIC CARE		1	7	88%	8
MONTEFIORE MEDICAL CENTER LABORATORIES - NORTH		8			8
CVS SC2736POCT MURRELLS INLET		6	2	25%	8
ALACHUA COUNTY HEALTH DEPARTMENT		1	7	88%	8
ST. JOSEPH HOSPITAL AND HEALTH CARE INC.			8	100%	8
ALLINA HEALTH - ABBOTT NORTHWESTERN HOSPITAL		5	3	38%	8
NOVADX		2	6	75%	8
CIGNA ONSITE HEALTH LLC		2	6	75%	8
ST CLOUD PHYSICIAN MANAGMENT LLC		7	1	13%	8

COVID-19: testing by laboratory

Data through Apr 19, 2021 verified as of Apr 20, 2021 at 09:25 AM

Data in this report are provisional and subject to change.

The numbers in the table below represent the number of Florida and non-Florida residents for whom test results were received by the Department of Health. A person can be tested by more than one laboratory and can have both positive and negative results. **Therefore, the sum of the numbers in each column will be larger than the total number of people tested.**

Reporting lab	Inconclusive	Negative	Positive	Percent positive	Total
SEACOAST PATHOLOGY PROFESSIONAL ASSOC		8			8
MEDEXPRESS URGENT CARE, BUTLER		5	3	38%	8
X-GENE MOLECULAR LABS		1	7	88%	8
CVS IN3975POCT JEFFERSONVILLE		5	3	38%	8
CHIEFLAND MEDICAL CENTER LLC			8	100%	8
VAIL VALLEY MEDICAL CENTER			8	100%	8
MINUTE CLINIC DIAGNOSTIC OF VIRGINIA, LLC #1905		8			8
CONSULATE HEALTH CARE		7	1	13%	8
MARINA ISLE ASSISTED LIVING		8			8
CVS PA1074POCT KENNETT SQUARE		7	1	13%	8
HEALTHPARK MEDICAL CTR NURSING SVC		8			8
TOXUSALABS DBA CONNECTDX LABS		6	2	25%	8
BREVARD FAMILY WALK IN CLINIC			8	100%	8
NORTH PINELLAS CHILDRENS MEDICAL CENTER INC			8	100%	8
APEX HOME HEALTH CARE		7	1	13%	8
DOH JACKSONVILLE CENTRAL LABORATORY		3	5	63%	8
ADVANCED RESEARCH FOR HEALTH IMPROVEMENT		6	2	25%	8
HEALTHY MINORS PEDIATRIC URGENT CARE		7	1	13%	8
JUPITER CLINIC			8	100%	8
DR. PHILLIPS MEDICAL WELLNESS CENTER		4	4	50%	8
JX REF LAB			8	100%	8
CVS OH3476POCT TIPP CITY		7	1	13%	8
URGENT TEAM - HUNTSVILLE		6	2	25%	8
MINUTECLINIC #788		7	1	13%	8
SURGOINSVILLE PHARMACY		8			8
CVS MO8556POCT KANSAS CITY		7	1	13%	8
SOUTHEASTERN PEDIATRIC ASSOCIATES			8	100%	8
EP LTC PHARMACY		6	2	25%	8
HARBORCHASE OF DR PHILLIPS		7	1	13%	8
Nashville Central Laboratory		8			8
NEOGENOMICS LABORATORIES, INC		8			8
ORLANDO FAMILY PHYSICIANS			8	100%	8
ALLEGRO - TAMPA	1	4	3	38%	8
CVS HEALTH, #1994		6	2	25%	8
SYLVESTER AT PLANTATION LABORATORY		7	1	13%	8
PARTNERS PHARMACY OF FLORIDA LLC		8			8
LAB UNKNOW		6	2	25%	8
ORMOND BEACH CENTRA CARE			8	100%	8
GO PATH LABORATORIES			8	100%	8
ALL CHILDREN'S HOSPITAL		1	7	88%	8
HEALTHMARK REGIONAL HOSPITAL LAB		4	4	50%	8
MEDERI CARETENDERS VS OF SE FL LLC DBA		7	1	13%	8
GENE STREET LABORATORIES, LLC		6	2	25%	8
HOLY NAME MEDICAL CENTER	1	6	1	13%	8
CVS MINUTE CLINIC DIAGNOSTIC OF NEW JERSEY		8			8
MEDEXPRESS URGENT CARE-PETERS TWP		7	1	13%	8
GRACE REHABILITATION CENTER OF VERO BEACH		4	3	43%	7

COVID-19: testing by laboratory

Data through Apr 19, 2021 verified as of Apr 20, 2021 at 09:25 AM

Data in this report are provisional and subject to change.

The numbers in the table below represent the number of Florida and non-Florida residents for whom test results were received by the Department of Health. A person can be tested by more than one laboratory and can have both positive and negative results. **Therefore, the sum of the numbers in each column will be larger than the total number of people tested.**

Reporting lab	Inconclusive	Negative	Positive	Percent positive	Total
CVS NM8918POCT ALBUQUERQUE		7			7
PROVIDENCE LABORATORY SERVICES		7			7
Highland Pines Health and Rehab		7			7
EMBRY-RIDDLE AERONAUTICAL UNIVERSITY HEALTH			7	100%	7
LONGWOOD FAMILY MEDICINE		1	6	86%	7
FRESENIUS KIDNEY CARE FORT WALTON BEACH			7	100%	7
MEDEXPRESS URGENT CARE PORT HURON		6	1	14%	7
PERSONAL PHYSICIAN CARE PA			7	100%	7
KANSAS DEPARTMENT OF HEALTH		2	5	71%	7
IRL MARKET LAB			7	100%	7
CVS OH6123POCT CINCINNATI		5	2	29%	7
Thermopolis Rehabilitation Wellness		7			7
WILDLIGHT LAB			7	100%	7
HEARTLAND PEDIATRICS OF LAKE PLACID			7	100%	7
MINUTECLINIC DIAGNOSTIC OF OHIO #4401		7			7
MEDEXPRESS URGENT CARE - HOT SPRINGS		7			7
LEE COUNTY HEALTH DEPARTMENT		4	3	43%	7
BROOKDALE LAKE ORIENTA			7	100%	7
PEDIATRICS URGENT CARE, LLC			7	100%	7
GALLUP INDIAN MEDICAL CENTER		7			7
LEPE'S HOUSE			7	100%	7
ECLRS		2	5	71%	7
CVS MA1022POCT CAMBRIDGE		7			7
SUPERIOR RESIDENCES AT CALA HILLS		7			7
NOVANT HEALTH INPATIENT CARE		2	5	71%	7
CVS NY549POCT RIDGEWOOD		4	3	43%	7
LYNMOORE,THE		7			7
NELSON BIOLOGICAL			7	100%	7
Lenox on the Lake			7	100%	7
IAN C BOYKIN MD		4	3	43%	7
MINUTECLINIC DIAG OF IND, LLC #6648		5	2	29%	7
MIAMI BEACH COMMUNITY HEALTH CENTER INC			7	100%	7
KEYSTONE PLACE AT NAPLES PRESERVE		4	3	43%	7
FAMILY MEDICINE MEDICAL DRIVE		7			7
NORTHSIDE GWINNETT HOSPITAL		6	1	14%	7
MEDEXPRESS URGENT CARE - HOLLINS		7			7
WATAUGA MEDICAL CENTER		4	3	43%	7
QUE		4	3	43%	7
HOLY GARDEN ALF, INC.		7			7
ADVENT HEALTH APOPKA		3	4	57%	7
MINUTECLINIC LLC # 3401		7			7
LPG PRIMARY CARE AT LABELLE		6	1	14%	7
SOUTHEAST GEORGIA HEALTH SYSTEM, INC D		7			7
CARESOUTH HHA HOLDINGS OF TALLAHASSEE LLC		7			7
CVS MA6505POCT NEWTON		7			7
MINUTECLINIC DIAGNOSTIC OF VIRGINIA, LLC #1656		7			7
Baptist Village Retirement Communities		7			7

COVID-19: testing by laboratory

Data through Apr 19, 2021 verified as of Apr 20, 2021 at 09:25 AM

Data in this report are provisional and subject to change.

The numbers in the table below represent the number of Florida and non-Florida residents for whom test results were received by the Department of Health. A person can be tested by more than one laboratory and can have both positive and negative results. **Therefore, the sum of the numbers in each column will be larger than the total number of people tested.**

Reporting lab	Inconclusive	Negative	Positive	Percent positive	Total
SOUTH COM HEALTH CLINIC, DEPT. OF THE ARMY		7			7
CUMBERLAND HEIGHTS		7			7
CVS OH3458POCT BEAVERCREEK		7			7
SCHOOL OF PHARMACY AND PHARMACEUTICAL		7			7
CVS TX7288POCT DALLAS		6	1	14%	7
SKR MEDICAL ADVISORS		7			7
HELIX MEDICAL CENTERS		1	6	86%	7
MINUTECLINIC DIAGNOSTIC OF RHODE ISLAN		7			7
CRESTWOOD MEDICAL CENTER		5	2	29%	7
WYOMING COUNTY COMMUNITY HOSPITAL LABORATORY		7			7
CVS GA2236POCT WOODSTOCK		7			7
CVS PHARMACY #8800		5	2	29%	7
MINUTECLINIC DIAG OF IND LLC #6998		6	1	14%	7
NYU WINTHROP HOSPITAL PATHOLOGY		7			7
CVS TX4397POCT CYPRESS		7			7
MINUTECLINIC, LLC #1796		6	1	14%	7
MOULTRIE CREEK NURSING AND REHAB			7	100%	7
WEXFORD HEALTH SOURCES INC		7			7
BIRMINGHAM VAMC		3	4	57%	7
GENTRY PARK ORLANDO ASSISTED LIVING		6	1	14%	7
MINUTECLINIC DIAGNOSTIC OF SC, LLC #4		7			7
Robert Wood Johnson University Hospital		5	2	29%	7
CARENOW URGENT CARE-MADISON		7			7
MINUTECLINIC DIAG OF IND LLC #1138		6	1	14%	7
FLORIDA DIGESTIVE AND LIVER SPECIALIST		7			7
LOUISIANA DEPT OF HEALTH			7	100%	7
GRACE WELLNESS CENTER LLC		6	1	14%	7
GREENVILLE MEMORIAL HOSPITAL LAB			7	100%	7
FLORIDA CANCER SPECIALISTS & RESEARCH INSTITUTE		6	1	14%	7
CVS OH3080POCT HUBER HEIGHTS		6	1	14%	7
HENDRY/GLADES COUNTY HEALTH DEPARTMENT		6	1	14%	7
GAINESVILLE PEDIATRIC ASSOCIATES		1	6	86%	7
DALLAS COUNTY HEALTH AND HUMAN SERVICES			7	100%	7
MINUTECLINIC DIAGNOSTIC OF KANSAS PA		7			7
MEDEXPRESS URGENT CARE-DUBOIS		7			7
MEDEXPRESS URGENT CARE-MUNCIE		7			7
COMPLETE FAMILY CARE, LLC/UNIVERSITY OF SAINT MARY		7			7
MANATEE PEDIATRICS			7	100%	7
MINUTECLINIC DIAG OF IND LLC #8651		6	1	14%	7
DOCTORS CLINICAL LABORATORY, INC		5	2	29%	7
LEVY COUNTY SHERRIF'S DEPT			7	100%	7
CVS GA7064POCT STOCKBRIDGE		7			7
TERENCE B MITCHELL MD, INC		3	4	57%	7
MEDEXPRESS URGENT CARE - STATE COLLEGE		5	2	29%	7
WOMENS CARE FLORIDA LLC		5	2	29%	7
MINUTE CLINIC DIAGNOSTIC OF PENNSYLVANIA		7			7
Parkside Villa		7			7

COVID-19: testing by laboratory

Data through Apr 19, 2021 verified as of Apr 20, 2021 at 09:25 AM

Data in this report are provisional and subject to change.

The numbers in the table below represent the number of Florida and non-Florida residents for whom test results were received by the Department of Health. A person can be tested by more than one laboratory and can have both positive and negative results. **Therefore, the sum of the numbers in each column will be larger than the total number of people tested.**

Reporting lab	Inconclusive	Negative	Positive	Percent positive	Total
NORTH FLORIDA MEDICAL CENTERS INC		1	6	86%	7
LISTENING DOCTOR PLLC, THE		1	6	86%	7
TREASURE COAST INFECTIOUS DISEASE CONSULTANTS		4	3	43%	7
KENDALL REGIONAL MEDICAL CNTR			7	100%	7
CULVER-STOCKTON COLLEGE		7			7
BALTIMORE CITY HEALTH DEPT COMMUNICABLE DISEASES AND EPIDEMIOLOGY			7	100%	7
PENINSULA CARE AND REHABILITATION CENTER			7	100%	7
CVS NC2313POCT RALEIGH		6	1	14%	7
EASTERN FLORIDA STATE COLLEGE - PALM BAY CAMPUS□			7	100%	7
LAWTON CHILES HEALTH CENTER		1	6	86%	7
COMPASSION PEDIATRIC URGENT CARE LLC		2	5	71%	7
FLORIDA PREMIER MEDICAL CARE PA			7	100%	7
OWL NOW URGENT CARE			7	100%	7
CVS IL8747POCT CHICAGO		7			7
EXPICARE NURSING AGENCY, INC		5	2	29%	7
PENN MEDICINE PRINCETON MEDICAL CENTER		6	1	14%	7
VICTORIAN MANOR		2	5	71%	7
FLORIDA SCHOOL FOR THE DEAF AND THE BLIND			7	100%	7
MEDEXPRESS URGENT CARE - STAUNTON		3	4	57%	7
LIZS ADULT CARE		7			7
CARENOW URGENT CARE-SOUTHLAKE			7	100%	7
BAYSIDE URGENT CARE CENTER INC			7	100%	7
BRADENTON PHYSICIANS MEDICAL CENTER			7	100%	7
PM PEDIATRICS OF BAYSIDE PLLC		7			7
MEDEXPRESS URGENT CARE - WILLIAMSPORT		6	1	14%	7
MINUTE-CLINIC DIAGNOSTIC OF VIRGINIA, LLC #794		6	1	14%	7
PANCARE HEALTH - HOSFORD SCHOOL			7	100%	7
LAKE CITY CORRECTIONAL FACILITY			7	100%	7
MAXHEALTH		5	2	29%	7
CVS PA813POCT RICHBORO		7			7
Rutgers Health Rwj University Hospital - Laboratory		4	3	43%	7
PALM GARDEN OF SUN CITY			7	100%	7
DOCTOR'S IN-HOUSE LAB/COMMUNITY HEALTH CENTERS OF PINELLAS -PINELLAS P			7	100%	7
COMMUNITY MEDICAL AND DENTAL CARE INC		7			7
MEDEXPRESS URGENT CARE - GLENDALE		7			7
AHMG LAKE NONA PRIMARY CARE		7			7
HERNANDO PASCO HOSPICE INC		6	1	14%	7
DOTHAN WEST FAMILY MEDICINE		5	2	29%	7
EL PARAISO HOME INC		7			7
HEALTH CARE LABORATORY SERVICES		1	6	86%	7
CVS MINUTE CLINIC DIAG OF IND LLC #5206		6	1	14%	7
DASCENA LABORATORY			7	100%	7
MINUTE CLINIC LLC #1909		7			7
ST CHARLES BEND LABORATORY		6	1	14%	7
ABBAY MANOR RETIREMENT RESIDENCE INC		7			7
OCALA FAMILY MEDICAL CENTER		7			7
ENTRUST IMMEDIATE CARE			7	100%	7

COVID-19: testing by laboratory

Data through Apr 19, 2021 verified as of Apr 20, 2021 at 09:25 AM

Data in this report are provisional and subject to change.

The numbers in the table below represent the number of Florida and non-Florida residents for whom test results were received by the Department of Health. A person can be tested by more than one laboratory and can have both positive and negative results. **Therefore, the sum of the numbers in each column will be larger than the total number of people tested.**

Reporting lab	Inconclusive	Negative	Positive	Percent positive	Total
MC DIAGNOSTIC OF CONNECTICUT, PC #114		7			7
TERRACINA LLC		1	6	86%	7
OHIO DEPARTMENT OF HEALTH			7	100%	7
ST. LUCIE COUNTY HEALTH DEPARTMENT		5	2	29%	7
OCALA REGIONAL KIDNEY CENTER EAST		2	5	71%	7
NORTHERN DUTCHESS HOSPITAL LABORATORY		5	2	29%	7
WELLSTAR WEST GEORGIA MEDICAL CENTER		7			7
DIAGNOSTIC & MEDICAL SPECIALISTS OF GREENWICH		5	2	29%	7
DELAWARE DEPARTMENT OF HEATH		6	1	14%	7
MEDEXPRESS URGENT CARE - BLUEFIELD		6	1	14%	7
PANCARE HEALTH - KATE SMITH ELEMENTARY		1	6	86%	7
MINUTE CLINIC DIAGNOSTIC OF VIRGINIA, LLC #7543		7			7
GULF COAST PEDIATRICS OF SARASOTA PA		1	6	86%	7
FLORIDA HOSPITAL APOPKA		6	1	14%	7
JUPITER ISLAND PUBLIC SAFETY		5	2	29%	7
CVS NV9841POCT RENO		4	3	43%	7
MEDEXPRESS URGENT CARE-NESHANNOCK TWP		6	1	14%	7
NORTH COUNTRY FAMILY HEALTH CENTER INC		7			7
AVON PARK PEDIATRICS			7	100%	7
COMPASSION PEDIATRICS		3	4	57%	7
EAST GEORGIA REGIONAL MEDICAL CENTER		6	1	14%	7
MINUTECLINIC, LLC #03965		7			7
TESTD			7	100%	7
TRUE HEALTH DIAGNOSTICS		1	6	86%	7
FIRST PHYSICIANS GROUP - LORRAINE CORNERS		7			7
NEMOURS CHILDREN'S HOSPITAL			7	100%	7
FLORIDA HOSPITAL KISSIMMEE		4	3	43%	7
OPTUM PRIMARY CARE - FOUNTAIN OAKS		3	4	57%	7
Ocoee Health Care Center		7			7
YAZJI PEDIATRIC CARE LLC DBA TUKA PEDIATRICS			7	100%	7
PEDIATRICS OF CENTRAL FLORIDA		5	2	29%	7
RIVER OAKS TREATMENT CENTER			7	100%	7
CAREWELL 301 - WARWICK			6	100%	6
ORLANDO HEALTH PHYSICIAN GROUP			6	100%	6
MAINE DEPARTMENT OF HEALTH AND HUMAN SERVICES			6	100%	6
FYZAMEDICAL, LLC		6			6
Oakwood - North Baldwins Center for Living		6			6
QUICK CARE MED WALK IN AND URGENT CARE			6	100%	6
MAXCARE CLINIC			6	100%	6
Hiawatha Care Center		6			6
PHYSICIANS URGENT CARE BERRY FARMS		4	2	33%	6
URGENT CARE HOUSECALLS PA		5	1	17%	6
VILLAGES HEALTH, THE		4	2	33%	6
HUNTERS CREEK PEDIATRICS		6			6
MEDEXPRESS URGENT CARE - MBURG COMMONS		5	1	17%	6
VIERA PEDIATRICS		1	5	83%	6
MCR HEALTH LAWTON CHILES ADMINISTRATION STE A		1	5	83%	6

COVID-19: testing by laboratory

Data through Apr 19, 2021 verified as of Apr 20, 2021 at 09:25 AM

Data in this report are provisional and subject to change.

The numbers in the table below represent the number of Florida and non-Florida residents for whom test results were received by the Department of Health. A person can be tested by more than one laboratory and can have both positive and negative results. **Therefore, the sum of the numbers in each column will be larger than the total number of people tested.**

Reporting lab	Inconclusive	Negative	Positive	Percent positive	Total
ATLANTIC COMMUNITY HIGH SCHOOL		5	1	17%	6
AMERICAN HEALTH ASSOC. LABORATORY SOUTH		4	2	33%	6
CVS TX10140POCT THE WOODLANDS		5	1	17%	6
ASCENSION ST VINCENT'S CLAY COUNTY			6	100%	6
DISCOVERY VILLAGE AT DEERWOOD			6	100%	6
MEDEXPRESS URGENT CARE - WAXAHACHIE, N HIGHWAY 77		4	2	33%	6
TRUSTBRIDGE			6	100%	6
CVS NATIONAL HARBOR MD2297714CV		6			6
ADVENTHEALTH MEDICAL GROUP INTERNAL MEDICINE		5	1	17%	6
NORTH FLORIDA PEDIATRICS JASPER			6	100%	6
CONCENTRA			6	100%	6
CVS IN6654POCT INDIANAPOLIS		5	1	17%	6
MEDEXPRESS URGENT CARE MURRYSVILLE		4	2	33%	6
CORONA NYC LAB		6			6
XPRESS URGENT CARE LLC		6			6
ELITE MD GROUP INC		2	4	67%	6
CELAL GUROL ERBAY, MD			6	100%	6
OVIEDO CHILDRENS HEALTH CENTER LLC		1	5	83%	6
WIREGRASS MEDICAL CENTER			6	100%	6
HEARTLAND HOME HEALTH CARE		6			6
MINUTECLINIC, LLC #1452		6			6
SCOTTS PHARMACY		5	1	17%	6
CVS MI8049POCT WATERFORD		5	1	17%	6
EMORY JOHNS CREEK HOSPITAL		6			6
Kroger 673 - The Little Clinic Dallas		5	1	17%	6
BOONE DRUG & HEALTHCARE AT DEERFIELD			6	100%	6
MINUTECLINIC #2797		6			6
Advanced Care Center			6	100%	6
BROWNE MEDICAL LLC		4	2	33%	6
UNILAB		2	4	67%	6
DEPARTMENT OF HEALTH AND HUMAN SERVICES STATE OF NEW HAMPSHIRE			6	100%	6
UNILAB OF DADE INC			6	100%	6
SHEEPSHEAD BAY URGENT CARE		6			6
AFC/DOCTORS EXPRESS NORTH BERGEN		4	2	33%	6
MINUTECLINIC 7196		5	1	17%	6
ELITE MEDICAL CENTER		1	5	83%	6
CVS NC6402POCT DAVIDSON		4	2	33%	6
MERCY COLLEGE HEALTH OFFICE		6			6
DAVISON HEALTH CENTER WESLEYAN UNIVERS		6			6
BETH ISRAEL DEACONESS MEDICAL CENTER			6	100%	6
CVS TX8322POCT AUSTIN		6			6
THE WINDSOR OF OCALA		2	4	67%	6
CVS PA1296POCT DREXEL HILL		4	2	33%	6
ALL4KIDZ PEDIATRICS LLC		3	3	50%	6
SV DIAGNOSTIC LAB			6	100%	6
BROWARD TRANSITIONAL CENTER			6	100%	6
ANTHONY-BROWN PHARMACY		6			6

COVID-19: testing by laboratory

Data through Apr 19, 2021 verified as of Apr 20, 2021 at 09:25 AM

Data in this report are provisional and subject to change.

The numbers in the table below represent the number of Florida and non-Florida residents for whom test results were received by the Department of Health. A person can be tested by more than one laboratory and can have both positive and negative results. **Therefore, the sum of the numbers in each column will be larger than the total number of people tested.**

Reporting lab	Inconclusive	Negative	Positive	Percent positive	Total
HELIX KH UC		1	5	83%	6
PRINCETON BMC LABORATORY		6			6
PALMETTO HEALTH ALLIANCE		3	3	50%	6
CENTRAL FLORIDA PRIMARY CARE			6	100%	6
MIAMI RESCUE MISSION CLINIC INC			6	100%	6
PR HEALTH		1	5	83%	6
ADVENTHEALTH MEDICAL GROUP INTERNAL MEDICINE AT		2	4	67%	6
MINUTECLINIC DIAGNOSTIC OF TN PC #442		4	2	33%	6
SARASOTA PERSONAL MEDICINE		4	2	33%	6
MEDEXPRESS URGENT CARE - WEIRTON		6			6
FLORIDA DEPARTMENT OF HEALTH IN SARASOTA COUNTY		5	1	17%	6
ENIGMA DIAGNOSTIC, INC.			6	100%	6
FIRST COAST CARDIOVASCULAR INSTITUTE PA			6	100%	6
MEDEXPRESS URGENT CARE - IRVING		6			6
GILBERT MEDICAL GROUP		4	2	33%	6
SAINT PETER'S UNIVERSITY HOSPITAL		6			6
BETHESDA COMMUNITY HEALTH CENTER			6	100%	6
CVS PA5241POCT CHALFONT		6			6
ADVENTHEALTH CELEBRATION EMPLOYEE CLINIC		6			6
MY WELLNESS EXPRESS			6	100%	6
CDRX INFUSION			6	100%	6
PLEASANTVILLE OF SEBASTIAN LLC			6	100%	6
DIXIE COUNTY EMERGENCY SERVICES			6	100%	6
CVS TX1104POCT ALLEN		6			6
PROHEALTH MED		1	5	83%	6
MOUNT SINAI BROOKLYN LABORATORY		5	1	17%	6
PANCARE HEALTH - ALTHA PUBLIC			6	100%	6
CVS TX7821POCT LEAGUE CITY		6			6
MINUTECLINIC DIAGNOSTIC OF OHIO #2964		6			6
COLISEUM MED CTR LLC/COLISEUM MED CTRS		5	1	17%	6
BNR PHARMACY INC		6			6
MINUTECLINIC MINUTECLINIC #921		6			6
CVS IN6713POCT BLOOMINGTON		6			6
JOSEF SCHENKER, MD, PC		6			6
UT SOUTHWESTERN MEDICAL CENTER			6	100%	6
FAMILY CARE MEDICAL CENTER			6	100%	6
PREMIER FAMILY HEALTH PA			6	100%	6
MEDEXPRESS URGENT CARE-SCOTT TOWNSHIP		5	1	17%	6
CURATIVE CARE CENTER INC		1	5	83%	6
WAKEMED		1	5	83%	6
MINUTECLINIC DIAGNOSTIC OF KENTUCKY		6			6
CVS CA9721POCT ARCADIA		6			6
CVS MA957POCT WEST SPRINGFIELD		6			6
CVS NJ2815POCT E BRUNSWICK		4	2	33%	6
MD NOW MEDICAL CENTER			6	100%	6
NON-US			6	100%	6
PENN NURSING CENTER		6			6

COVID-19: testing by laboratory

Data through Apr 19, 2021 verified as of Apr 20, 2021 at 09:25 AM

Data in this report are provisional and subject to change.

The numbers in the table below represent the number of Florida and non-Florida residents for whom test results were received by the Department of Health. A person can be tested by more than one laboratory and can have both positive and negative results. **Therefore, the sum of the numbers in each column will be larger than the total number of people tested.**

Reporting lab	Inconclusive	Negative	Positive	Percent positive	Total
COMPUNET CLINICAL LAB			6	100%	6
Centrastate Medical Center		5	1	17%	6
GUTHRIE MEDICAL GROUP LABORATORIES		6			6
GENESIS FAMILY PRACTICE		3	3	50%	6
ADVANCED URGENT CARE OF MARATHON		1	5	83%	6
COVID TESTING LLC			6	100%	6
STATEN ISLAND CHAI CARE		5	1	17%	6
Kennedy University Hospital		5	1	17%	6
MEDICAL CENTER AT OCEAN REEF		1	5	83%	6
BAYSHORE POINTE NURSING AND REHAB CENTER			6	100%	6
MEDEXPRESS URGENT CARE - ELM GROVE		5	1	17%	6
SOUTHEASTERN DERMATOLOGY GROUP PA		5	1	17%	6
NEUROSCIENCE AND SPINE ASSOCIATES, PL		5	1	17%	6
GENTLE MEDICINE ASSOCIATES / DR. REGINE BATAILLE		6			6
URGENT TEAM - NASHVILLE		5	1	17%	6
TIMBER CREEK PEDIATRICS		6			6
MANATEE MEMORIAL HOSPITAL CLINICAL LABORATORY			6	100%	6
MARSHALL MEDICAL CENTER SOUTH LAB		5	1	17%	6
PELICAN LANDING		1	5	83%	6
MEDEXPRESS - NEWARK		6			6
MEDEXPRESS URGENT CARE - HUNTINGTON WE		6			6
PATHGROUP LABS, LLC		4	2	33%	6
CVS SC5479POCT INDIAN LAND		6			6
CVS TN4624POCT KNOXVILLE		5	1	17%	6
FAMILY TREE PRIMARY CARE		5	1	17%	6
THE CLINIC PREMISE HEALTH			6	100%	6
MEDEXPRESS URGENT CARE SHADYSIDE		5	1	17%	6
MEDEXPRESS URGENT CARE-PITTSFIELD		6			6
MINUTECLINIC DIAGNOSTICS OF IND LLC		3	3	50%	6
UF HEALTH PATHOLOGY LABORATORIES			6	100%	6
BENEVA LAKES HEALTHCARE & REHAB CENTER			6	100%	6
URGENT TEAM - MUSCLE SHOALS		6			6
AMERICAN MEDICAL RESPONSE - DENVER		3	3	50%	6
DANIEL M LIBBY MD PLLC		6			6
PALM HARBOR DERMATOLOGY		4	2	33%	6
ADVENTHEALTH CAR CENTER APOPKA			6	100%	6
BOCA VIPEDIATRICS			6	100%	6
Madison Health & Rehabilitation		6			6
LOS ALAMOS NATIONAL LABORATORY		6			6
MILLER COUNTY HOSPITAL		6			6
LAKEVIEW TERRACE HOME HEALTH SERVICES LLC			6	100%	6
SANITAS LAUDERDALE LAKES			6	100%	6
LRHS Southeastern University		4	2	33%	6
ADVENT HEALTH - TUSKAWILLA		4	2	33%	6
SANTOS REHABILITATION CENTER INC			6	100%	6
CVS MINUTE CLINIC DIAGNOSTIC OF TEXAS		5	1	17%	6
THE PALMS REHABILITATION AND HEALTHCARE CENTER		5	1	17%	6

COVID-19: testing by laboratory

Data through Apr 19, 2021 verified as of Apr 20, 2021 at 09:25 AM

Data in this report are provisional and subject to change.

The numbers in the table below represent the number of Florida and non-Florida residents for whom test results were received by the Department of Health. A person can be tested by more than one laboratory and can have both positive and negative results. **Therefore, the sum of the numbers in each column will be larger than the total number of people tested.**

Reporting lab	Inconclusive	Negative	Positive	Percent positive	Total
SUNSHINE STATE DIALYSIS			6	100%	6
NU WAVE MEDICAL CENTER			6	100%	6
MINUTECLINIC LLC #5041		2	4	67%	6
Bon Secours Place		5	1	17%	6
INDIANA STATE DEPARTMENT OF HEALTH LABORATORIES			6	100%	6
CAPITAL HEALTH PLAN LABORATORIES			6	100%	6
CAMELLIA AT DEERWOOD		2	4	67%	6
MEDEXPRESS URGENT CARE - LEDGEWOOD		5	1	17%	6
PHYSICIANS FOR CHILDREN			6	100%	6
UT MEMPHIS UNIVERSITY HEALTH SERVICES			6	100%	6
WG WINDSOR WOODS SH LLC		6			6
IVY ROSEN MD PLLC		6			6
HOLLY HILL HOME INFUSION SERVICE		5	1	17%	6
CENTREX CLINICAL LABS INC		6			6
LEWIS COUNTY MANOR		6			6
BROOKDALE CLERMONT			6	100%	6
FLORIDA WOMAN CARE LABORATORY			6	100%	6
CVS NC5532POCT SUMMERFIELD		6			6
TULLAHOMA HMA, LLC		5	1	17%	6
COVID RAPID LABS		1	5	83%	6
WELLSTAR ATLANTA MEDICAL CENTER LABORA		5	1	17%	6
MINUTECLINIC DIAGNOSTIC OF OHIO #6147		5	1	17%	6
CITIZENS BAPTIST MEDICAL CENTERS LAB		5	1	17%	6
CVS OH2518POCT COLUMBUS		5	1	17%	6
LEE COMMUNITY HEALTHCARE INC DUNBAR		6			6
Northwell Lab		2	4	67%	6
PRESBYTERIAN HOME		6			6
AMERICAN EAGLE LEESBURG AL LLC DBA VISTA LAKE			6	100%	6
LUMADOC HEALTH		4	2	33%	6
BAYCARE ALLIANT HOSPITAL			6	100%	6
CHILDREN'S HOSPITAL OF PHILADELPHIA		5	1	17%	6
FLORIDA HEALTHCARE OF ORLANDO		1	5	83%	6
MARCO ISLAND MEDICAL CENTER			6	100%	6
CVS TX2263POCT SAN ANTONIO		6			6
TEXAS MEDCLINIC			6	100%	6
MEDI PARTNERS OF S FLORIDA LLC		6			6
REDMED OF CROSSTOWN		3	3	50%	6
CLINICAL CARE ASSOCIATES			6	100%	6
OURMED		5	1	17%	6
New York Harbor Harbor HCS - Brooklyn Campus		6			6
ALLEGRO FLEMING ISLAND		1	5	83%	6
RAPID MEDLAB (004M0)		5	1	17%	6
CVS NV2928POCT LAS VEGAS		6			6
PUBLIC HEALTH LAB		6			6
FLORIDA DEPARTMENT OF HEALTH IN MIAMI DADE COUNTY		5	1	17%	6
BROWARD COUNTY HEALTH DEPT.			6	100%	6
FLORIDA DEPARTMENT OF HEALTH SEMINOLE COUNTY		1	5	83%	6

COVID-19: testing by laboratory

Data through Apr 19, 2021 verified as of Apr 20, 2021 at 09:25 AM

Data in this report are provisional and subject to change.

The numbers in the table below represent the number of Florida and non-Florida residents for whom test results were received by the Department of Health. A person can be tested by more than one laboratory and can have both positive and negative results. **Therefore, the sum of the numbers in each column will be larger than the total number of people tested.**

Reporting lab	Inconclusive	Negative	Positive	Percent positive	Total
SOUTHERN OCEAN MEDICAL CENTER		6			6
MEDEXPRESS URGENT CARE-HERSHEY		5	1	17%	6
JERSEY SHORE MEDICAL CENTER		6			6
RIVER CITY PRIMARY AND URGENT CARE			6	100%	6
AARK LABORATORY		6			6
CVS KY4779POCT LOUISVILLE		4	2	33%	6
TALLAHASSEE MEMORIAL HEALTHCARE			6	100%	6
MCKENZIE-WILLAMETTE MEDICAL CENTER LAB		6			6
MEDEXPRESS URGENT CARE - PRINCETON		5	1	17%	6
MINUTECLINIC, LLC #07852		5	1	17%	6
PROGRESS PHARMACY INC		1	5	83%	6
TAMIAMI LAB MILLENIUM			6	100%	6
RURAL HEALTH CARE INC			6	100%	6
CALIFORNIA DEPARTMENT OF PUBLIC HEALTH		1	5	83%	6
FLEET LANDING			6	100%	6
LPG COCONUT POINT - FAMILY/ INTERNAL MEDICINE		6			6
CVS PA1379POCT LANSDALE		5	1	17%	6
ARLINGTON OF NAPLES		6			6
FLORIDA MEDICAL SPECIALISTS		2	4	67%	6
CVS SC5550POCT CLOVER		5	1	17%	6
MINUTECLINIC DIAGNOSTIC OF VIRGINIA, LLC		6			6
CVS NJ862POCT MARLBORO		5			5
MID - FLORIDA PATHOLOGY LLC		1	4	80%	5
INDIAN RIVER PRIMARY CARE PA		5			5
MINUTECLINIC DIAGNOSTIC OF PENNSYLVANIA, LLD #1545		5			5
FAMILY TREE DNA			5	100%	5
CVS MO10053POCT SAINT PETERS		5			5
PEDIATRICS OF CENTRAL FLORIDA – POINCIANA		3	2	40%	5
CVS PA2688POCT COLLEGEVILLE		5			5
ENT AND ALLERGY ASSOCIATES OF FLORIDA, LLC			5	100%	5
GENEVA GENERAL HOSPITAL LABORATORY		3	2	40%	5
QUALITY MEDICAL CARE			5	100%	5
MINUTECLINIC DIAG OF IND LLC #6840		5			5
MINUTECLINIC, DIAGNOSTIC OF TEXAS, LLC		5			5
RIVERVIEW ALF OPERATOR LLC			5	100%	5
PHOEBE PUTNEY MEMORIAL HOSPITAL		5			5
DOCTORS OFFICE OF NEW JERSEY		5			5
WHITE WILSON MEDICAL CENTER - FWB		1	4	80%	5
CVS MA447POCT NORTHAMPTON		3	2	40%	5
OCCMED SOLUTIONS		2	3	60%	5
PARADISE VILLA ALF INCORPORATED		5			5
LAKE NONA PEDIATRICS IN ASSOCIATION WITH NEMOURS		5			5
QUINTON MEMORIAL HEALTH CARE CENTER		5			5
BLUETAIL MEDICAL GROUP, LLC		4	1	20%	5
MINNESOTA DEPARTMENT OF HEALTH PUBLIC HEALTH LABORATORY DIVISION	1		4	80%	5
HUNT CLUB MEDICAL CARE			5	100%	5
ABSOLUTE HEALTH		5			5

COVID-19: testing by laboratory

Data through Apr 19, 2021 verified as of Apr 20, 2021 at 09:25 AM

Data in this report are provisional and subject to change.

The numbers in the table below represent the number of Florida and non-Florida residents for whom test results were received by the Department of Health. A person can be tested by more than one laboratory and can have both positive and negative results. **Therefore, the sum of the numbers in each column will be larger than the total number of people tested.**

Reporting lab	Inconclusive	Negative	Positive	Percent positive	Total
LABS PLUS LLC		5			5
JOSEPH SCHENKER MD PC		5			5
GARDENS PEDIATRICS			5	100%	5
OMNICARE PHARMACY OFTEXAS 1, LP DBA OMNICARE		5			5
METHODIST HEALTHCARE UNIVERSITY HOSPIT		5			5
VEIL VALLEY MEDICAL CENTER			5	100%	5
COLUMBIA MEMORIAL HOSPITAL LABORATORY		5			5
LAFAYETTE NURSING AND REHAB			5	100%	5
MED EXPRESS URGENT CARE PC - MARYLAND		4	1	20%	5
SONATA VERO BEACH		5			5
DICKSON MEDICAL ASSOCIATES PC PATH LAB		4	1	20%	5
THE UNIVERSITY OF VERMONT MEDICAL CENTER		4	1	20%	5
COVENANT COLLEGE HEALTH SERVICES		5			5
BROOKDALE NEW PORT RICHEY			5	100%	5
CVS MA1845POCT WILMINGTON		4	1	20%	5
WINCHESTER MEDICAL CENTER			5	100%	5
WOODHULL MEDICAL AND MENTAL HEALTH CTR		5			5
NORTHWOOD UNIVERSITY-BENNETT SPORTS CENTER		5			5
BAPTIST HEALTH - TOWN CENTER			5	100%	5
SUTTER TRACY COMMUNITY HOSPITAL			5	100%	5
URGENT MED INC		3	2	40%	5
BAPTIST HOSPITAL EMPLOYEE HEALTH OFF			5	100%	5
MEDEXPRESS - NEW CASTLE, DUPONT HWY		4	1	20%	5
CARENOW URGENT CARE - WINTER SPRINGS		4	1	20%	5
CVS SC4122POCT TAYLORS		5			5
AEL KNOXVILLE			5	100%	5
CFP PHYSICIANS GROUP			5	100%	5
UW MEDICINE VIROLOGY LAB			5	100%	5
Samuel S. Stratton VAMC		5			5
INNOVATIVE COVID-DIVERSEY			5	100%	5
NEW YORK PHYSICIANS LLP		5			5
LAKEVIEW HEALTHCARE SYSTEM LLC			5	100%	5
THE DOCTORS CENTER HEALTHCARE-SOUTHSIDE		1	4	80%	5
THE LITTLE CLINIC			5	100%	5
MINUTECLINIC MINUTECLINIC #3665		5			5
HEALTHCARE NETWORK OF SOUTHWEST FLORIDA			5	100%	5
EAST BANK HOSPITAL - UNIVERSITY OF MINNESOTA MEDICAL CENTER			5	100%	5
DOCTORS HOSPITAL OF AUGUSTA		5			5
WILSON PEDIATRICS			5	100%	5
CVS NH6596POCT HAMPTON		5			5
BIOTECH CLINICAL LABORATORY			5	100%	5
DEPARTMENT OF HEALTH AND HUMAN SERVICES DIVISION OF BEHAVIORAL HEALTH		1	4	80%	5
SOUTH FLORIDA FAMILY HEALTH & RESEARCH CTR			5	100%	5
Enterprise Health and Rehabilitation Center		5			5
NORTHSIDE MEDICAL CENTER		5			5
UNIVERSITY OF CHICAGO MEDICAL CENTER LAB			5	100%	5
ALPHADERA LABS, LLC			5	100%	5

COVID-19: testing by laboratory

Data through Apr 19, 2021 verified as of Apr 20, 2021 at 09:25 AM

Data in this report are provisional and subject to change.

The numbers in the table below represent the number of Florida and non-Florida residents for whom test results were received by the Department of Health. A person can be tested by more than one laboratory and can have both positive and negative results. **Therefore, the sum of the numbers in each column will be larger than the total number of people tested.**

Reporting lab	Inconclusive	Negative	Positive	Percent positive	Total
CITRUS HEALTH NETWORK INC		2	3	60%	5
CVS GA2279POCT SUWANEE		5			5
APOLLO GARDENS RETIREMENT RESIDENCE CARE		5			5
HELIX DIAGNOSTIX		2	3	60%	5
Edward Hines, Jr. VA Hospital		4	1	20%	5
CVS PA10034POCT PITTSBURGH		5			5
NOVANT HEALTH UVA		2	3	60%	5
FHPG FAMILY MEDICAL CENTER OF TAMPA BAY		1	4	80%	5
CELEBRATION PEDIATRICS PA			5	100%	5
GULF COAST VETERANS HCS PANAMA CITY OPC		5			5
Walker BaptistMedCtr		4	1	20%	5
CELERION			5	100%	5
MEDEXPRESS URGENT CARE FOX CHAPEL		5			5
MINUTECLINIC DIAG OF IND, LLC #6553		5			5
UCF STUDENT HEALTH SERVICES LABORATORY		2	3	60%	5
MEDEXPRESS URGENT CARE - BECKLEY CROSS		4	1	20%	5
DISCOVERY VILLAGE AT STUART		2	3	60%	5
JOE DIMAGGIO CHILDREN'S HOSPITAL		1	4	80%	5
ELITE CARE			5	100%	5
PIEDMONT NEWNAN HOSPITAL		4	1	20%	5
WASHINGTON COLLEGE HEALTH SERVICES		5			5
MEDEXPRESS URGENT CARE - MOUNTAIN HOME		4	1	20%	5
ST BARNABAS HOSPITAL		5			5
LIVING WATERS MEDICAL CENTER			5	100%	5
INTERNAL MEDICINE & PRIMARY CARE ASSOCIATES, PLC			5	100%	5
UNIVERISTY OF MEMPHIS ATHLETIC TRAINI		5			5
EAST SIDE CLINICAL LABORATORY		4	1	20%	5
DOCTORS HOSPITAL LAB MEDICAL OFFICE BUILDING			5	100%	5
FLORIDA PRIMARY & SPECIALTY CARE		5			5
XRL SXF REF LAB		5			5
MEDEXPRESS URGENT CARE - LOGAN		5			5
MIZELL MEMORIAL HOSPITAL			5	100%	5
MARTHA A PRICE MD PA		2	3	60%	5
Hillspring of Springboro		5			5
NORTHERN MICHIGAN UNIVERSITY ATHLETICS		5			5
FLORIDA HOSPITAL LAKE MARY		5			5
RUSSELL SAGE COLLEGE WELLNESS CENTER		5			5
BROWARD MEDICAL AND URGENT CARE		5			5
COMMONS AT ORLANDO LUTHERAN TOWERS SNF			5	100%	5
CHAMPLAIN VALLEY PHYSICIANS HOSPITAL		3	2	40%	5
CVS MA1852POCT MEDWAY		5			5
REGIONAL MEDICAL CENTER BAYONET POINT			5	100%	5
MARION COUNTY FIRE RESCUE		3	2	40%	5
THE CLINIC OF PEDIATRICS & GI MEDICINE, INC			5	100%	5
FRESENIUS MEDICAL CARE			5	100%	5
FOUNDCARE, INC			5	100%	5
LIFEPLUS HEALTHCARE GROUP INC		5			5

COVID-19: testing by laboratory

Data through Apr 19, 2021 verified as of Apr 20, 2021 at 09:25 AM

Data in this report are provisional and subject to change.

The numbers in the table below represent the number of Florida and non-Florida residents for whom test results were received by the Department of Health. A person can be tested by more than one laboratory and can have both positive and negative results. **Therefore, the sum of the numbers in each column will be larger than the total number of people tested.**

Reporting lab	Inconclusive	Negative	Positive	Percent positive	Total
JUPITER ISLAND MEDICAL CLINIC INC		5			5
LEHIGH REGIONAL MEDICAL CENTER LABORATORY		3	2	40%	5
COOPER HOSPITAL/UNIVERSITY MEDICAL		5			5
MINUTECLINIC DIAGNOSTIC OF VIRGINIA, LLC #1980		3	2	40%	5
MEDEXPRESS URGENT CARE MARTINSBURG		3	2	40%	5
FIFTH AVENUE PEDIATRICS		3	2	40%	5
PUTNAM HOSPITAL CENTER LABORATORY		5			5
FLORIDA CLINICAL LABORATORY - BIOREFERENCE LABORATORIES		2	3	60%	5
CLEVELAND CLINIC MARTIN HEALTH NURSING & RESTORATIVE		5			5
MEDEXPRESS URGENT CARE- COLUMBIA HEIGH		5			5
INVESCLINIC US, LLC		5			5
MINUTECLINIC # 21110		3	2	40%	5
NORTH SHORE HEMATOLOGY-ONCOLOGY ASSOCIATES, PC		5			5
THE RETREAT AT PORT ORANGE			5	100%	5
CVS MINUTE CLINIC DIAGNOSTIC MED GRP OF CAL		5			5
PATIENT FIRST - LEESBURG			5	100%	5
PINECREST PEDIATRICS GROUP LLC			5	100%	5
WILLOW CREEK RETIREMENT CENTER		5			5
CVS NV408817POCT LAS VEGAS		1	4	80%	5
PIEDMONT HENRY HOSPITAL, INC		5			5
HILLSBOROUGH COUNTY HEALTH DEPARTMENT			5	100%	5
FALLSBURG CHAI		5			5
BAYSHORE LABORATORY		4	1	20%	5
FLORIDA PRIMARY CARE AND SPORTS MEDICINE INC		2	3	60%	5
PREMIER PEDIATRICS		1	4	80%	5
MD ANDERSON CANCER CENTER DI BAY AREA			5	100%	5
FRESENIUS KIDNEY CARE SOUTH ORLANDO			5	100%	5
PARADIGM LABORATORIES			5	100%	5
PREMIER MEDICAL LABORATORY	1	2	2	40%	5
BAYCARE MEDICAL GROUP, INC		5			5
MINUTECLINIC, LLC #7139		5			5
AHF PUBLIC HEALTH LABORATORY			5	100%	5
PRL NYC PANDEMIC RESPONSE LAB			5	100%	5
RHEA MEDICAL CENTER		5			5
CVS AZ10150POCT PHOENIX		4	1	20%	5
USCG SECTOR ST PETE		1	4	80%	5
NIBHA MEDIRATTA MD PL			5	100%	5
PURECARE PHARMACY		4	1	20%	5
MEDEXPRESS URGENT CARE - FREDERICK		5			5
ALLIANCE FOR MULTISPECIALTY RESEARCH		5			5
ADVENTHEALTH MEDICALGROUP PEDIATRICS AT ORLANDO		5			5
DAVENPORT PEDIATRICS PA		1	4	80%	5
MINUTECLINIC DIAG OF IND, LLC #10190		5			5
AUGUSTA HEALTH			5	100%	5
NORTHSIDE HOSPITAL- CHEROKEE		4	1	20%	5
MIAMI MEDICAL CONSULTANT PA			5	100%	5
HACKENSACK UNIV MED CTR-PATHOLOGY DEPT		5			5

COVID-19: testing by laboratory

Data through Apr 19, 2021 verified as of Apr 20, 2021 at 09:25 AM

Data in this report are provisional and subject to change.

The numbers in the table below represent the number of Florida and non-Florida residents for whom test results were received by the Department of Health. A person can be tested by more than one laboratory and can have both positive and negative results. **Therefore, the sum of the numbers in each column will be larger than the total number of people tested.**

Reporting lab	Inconclusive	Negative	Positive	Percent positive	Total
MORGAN STANLEY HEALTH CENTER		5			5
EASTCHESTER PEDIATRIC MEDICAL GROUP		5			5
QUATRACOR PLLC		5			5
MEDEXPRESS URGENT CARE - WALDORF, CRAIN HWY		5			5
GEISINGER MEDICAL CENTER		2	3	60%	5
MINUTECLINIC, LLC (CLINIC 10928)		5			5
ARC POINT LABS OF AUSTIN NORTH			5	100%	5
HAWTHORNE HEALTH AND REHABILITATION			5	100%	5
KETTERING HEALTH			5	100%	5
SEASIDE MANOR			5	100%	5
CVS MA1095POCT AMHERST		4	1	20%	5
MINUTE CLINIC, LLC #1434		5			5
MINUTECLINIC DIAG OF IND, LLC #6910		5			5
NORTHPORT MEDICAL CENTER LAB		5			5
NORTH DADE NURSING AND REHABILITATION CENTER			5	100%	5
INSTANT MEDICAL CARE CENTER		4	1	20%	5
WELLMED AT FORT PIERCE		3	2	40%	5
MINUTECLINIC, LLC #1431		4	1	20%	5
CAPE COD HOSPITAL			5	100%	5
CVS MD1515POCT LEONARDTOWN		4	1	20%	5
SAFETY HARBOR SENIOR LIVING			5	100%	5
RIO PINAR HEALTH CARE			5	100%	5
CVS NC2771POCT CLAYTON		4	1	20%	5
BUEN PASTOR MEDICAL CENTER, INC			5	100%	5
FORSYTH HOUSE			5	100%	5
ADVANCED HEART CARE OF SOUTH FLORIDA		5			5
KEYSTONE REHABILITATION AND HEALTH CENTER		1	4	80%	5
ST JOHNS BIOMEDICAL LAB		5			5
REELFOOT FAMILY WALK IN CLINIC		4	1	20%	5
SIGNATURE URGENT CARE			5	100%	5
ARKANSAS DEPARTMENT OF HEALTH			5	100%	5
WEST PACIFIC MEDICAL LABORATORY			5	100%	5
LABCORP UNSPECIFIED		5			5
SOUTH BEND MEDICAL FOUNDATION			5	100%	5
AHC Decatur County		5			5
LPG PEDIATRICS AT CAPE CORAL		5			5
CENTRAL JERSEY URGENT CARE OF BROWN MI		5			5
CAREATC, INC.			5	100%	5
OCHSNER MEDICAL CENTER			5	100%	5
CVS IN8669POCT INDIANAPOLIS		4	1	20%	5
REHABILITATION CENTER AT JUPITER GARDENS		5			5
CLINICAL PATHOLOGY LABORATORIES			5	100%	5
CVS AZ9210POCT SCOTTSDALE		5			5
RUSH UNIVERSITY MEDICAL CENTER LABORATORY			5	100%	5
PEDIATRICS OF ALTAMONTE		5			5
ADVANCED PEDIATRICS OF BOCA LLC			5	100%	5
CARENOW URGENT CARE - CENTRAL AUSTIN		1	4	80%	5

COVID-19: testing by laboratory

Data through Apr 19, 2021 verified as of Apr 20, 2021 at 09:25 AM

Data in this report are provisional and subject to change.

The numbers in the table below represent the number of Florida and non-Florida residents for whom test results were received by the Department of Health. A person can be tested by more than one laboratory and can have both positive and negative results. **Therefore, the sum of the numbers in each column will be larger than the total number of people tested.**

Reporting lab	Inconclusive	Negative	Positive	Percent positive	Total
CLINICAL CARE INC			5	100%	5
UNIVERSITY OF MIAMI / SCCC RESEARCH LABORATORY			5	100%	5
PRECISION LABS LLC		2	3	60%	5
TANNER MEDICAL CENTER EAST AL		5			5
COPELAND MEDICAL CLINIC		3	2	40%	5
NATURE COAST PRIMARY CARE LAB LLC		1	4	80%	5
CYPRESS CREEK MEDICAL CENTER			5	100%	5
FLORIDA DEPARTMENT OF HEALTH - INVERNESS		3	2	40%	5
WALGREENS# 00323		5			5
CAREHERE LCS- EUSTIS			5	100%	5
CARL R DARNALL ARMY MEDICAL CENTER			5	100%	5
CVS CA9606POCT TEMECULA		5			5
ATLANTA PLUS URGENT CARE			5	100%	5
Kroger 449 - The Little Clinic Mountain Park		4	1	20%	5
FLAGLER HEALTH SERVICES INC			5	100%	5
EAST CENTRAL FLORIDA OUT PATIENT IMAGING			5	100%	5
MEDEXPRESS URGENT CARE LAVALE		5			5
ADVENT HEALTH MEDICAL GROUP		4	1	20%	5
CVS OH3393POCT AURORA		4	1	20%	5
MENORAH MANOR			5	100%	5
MEDEXPRESS URGENT CARE HUNTINGTON		5			5
EGL GENETICS DIAGNOSTICS			5	100%	5
SCIENCE CARE			5	100%	5
Army Residence Community		5			5
MIAMI CANCER INSTITUTE			5	100%	5
RELIANT IMMUNE DIAGNOSTICS			5	100%	5
ELDER ALTERNATIVES INC		3	2	40%	5
GENTLE HANDS MOBILE PHLEBOTOMY			5	100%	5
LEVY COUNTY DEPT. OF PUBLIC SAFETY		2	3	60%	5
Kroger 099 - The Little Clinic Fort Collins		5			5
CVS TN7698POCT KNOXVILLE		5			5
WESTMINSTER SHORES			5	100%	5
MEDEXPRESS URGENT CARE, CHAMBERSBURG		4	1	20%	5
PIEDMONT HOSPITAL LAB			5	100%	5
INVERNESS FAMILY CARE HIGH RISK PLLC			5	100%	5
MERCY URGENT CARE			5	100%	5
UNIVERISTY OF MIAMI			5	100%	5
PRECISION DIAGNOSTICS INC - NJ		5			5
MEASE CONTINUING CARE		3	2	40%	5
MEDEXPRESS URGENT CARE PLEASANT HILLS		4	1	20%	5
UPMC HEALTH SYSTEM		4	1	20%	5
MASSASHUSETTS STATE LAB INSTITUTE		2	3	60%	5
BEACH HOUSE		5			5
CVS IL8751POCT CHICAGO		5			5
PEDIATRIC URGENT HEALTH CARE			5	100%	5
CVS SC1540POCT MYRTLE BEACH		4	1	20%	5
DIAGNOSTECHS		4	1	20%	5

COVID-19: testing by laboratory

Data through Apr 19, 2021 verified as of Apr 20, 2021 at 09:25 AM

Data in this report are provisional and subject to change.

The numbers in the table below represent the number of Florida and non-Florida residents for whom test results were received by the Department of Health. A person can be tested by more than one laboratory and can have both positive and negative results. **Therefore, the sum of the numbers in each column will be larger than the total number of people tested.**

Reporting lab	Inconclusive	Negative	Positive	Percent positive	Total
ATLANTIC SURGERY CENTER OF JACKSONVILLE BEACH		5			5
ST VINCENTS AMBULATORY CARE INC		3	2	40%	5
LAKE COUNTY DETENTION CENTER		3	2	40%	5
QUEST DIAGNOSTICS PSC		1	4	80%	5
INFECTION CONTROL/ EMPHEALTH		3	2	40%	5
MEDICAL CENTER OF BLOUNTSTOWN			5	100%	5
SOUTHEAST GEORGIA PHYSICIAN ASSOCIATES		4	1	20%	5
PRINCIPLE HOSPICE SERVICE, LLC			5	100%	5
MEDICAL UNIVERSITY SC HOSPITAL			5	100%	5
LAKE MARY HEALTH AND REHABILITATION CENTER		1	4	80%	5
CVS TX5877POCT PEARLAND		5			5
CVS ME329POCT PORTLAND		5			5
URGENT CARE COASTAL GA			5	100%	5
JOHN T MACKAY MD			5	100%	5
MD NOW MEDICAL CENTER INC			5	100%	5
CVS NC3853POCT BURLINGTON		4	1	20%	5
TIFT REGIONAL HLTH SYSTEM, INC DBA SOU		5			5
REVA INC		1	4	80%	5
MINUTECLINIC DIAG OF IND, LLC #8645		5			5
MINUTECLINIC DIAGNOSTIC OF PENNSYLVAN		4	1	20%	5
CVS MA2172POCT NORTH GRAFTON		5			5
PHYSICIANS IMMEDIATE CARE ELGIN			5	100%	5
WATERTOWN URGENT CARE PLLC		5			5
Life Care Center of Estero			5	100%	5
FINLAY		1	4	80%	5
THONOTOSASSA COMMUNITY HEALTH CENTER		1	4	80%	5
JACKSON SOUTH COMMUNITY HOSPITAL LAB			5	100%	5
Englewood Health Care Center		5			5
STEUBEN COUNTY PUBLIC HEALTH		5			5
HENDRY REGIONAL CONVENIENT CARE CENTER			5	100%	5
PM PEDIATRICS OF SELDEN		3	2	40%	5
URGENT CARE OF ERWIN		5			5
CVS MA507POCT LEOMINSTER		4	1	20%	5
MEDEXPRESS - COLLINSVILLE BELT LINE		3	2	40%	5
FRANCES WARDE MEDICAL LABORATORY		2	3	60%	5
DEPARTMENT OF HEALTH AND HUMAN SERVICES LANSING			5	100%	5
Heartland Healthcare Center Boca Raton		2	3	60%	5
SEMINOLE COUNTY CORRECTIONAL FACILITY		1	4	80%	5
DOCS URGENT CARE		1	4	80%	5
SJH			5	100%	5
BOROPARK URGENT CARE		4	1	20%	5
MINUTECLINIC DIAGNOSTIC OF OHIO #6139		5			5
CVS OH10893POCT PARMA		2	3	60%	5
BROOKDALE WEST BOYNTON BEACH		5			5
ADVICE FOR OPTIMAL WELLNESS		2	3	60%	5
OPTUMCARE FLORIDA, LLC		3	2	40%	5
UNIVERSITY OF WASHINGTON MEDICAL CENTER (UWMC) EMERGENCY DEPT.			4	100%	4

COVID-19: testing by laboratory

Data through Apr 19, 2021 verified as of Apr 20, 2021 at 09:25 AM

Data in this report are provisional and subject to change.

The numbers in the table below represent the number of Florida and non-Florida residents for whom test results were received by the Department of Health. A person can be tested by more than one laboratory and can have both positive and negative results. **Therefore, the sum of the numbers in each column will be larger than the total number of people tested.**

Reporting lab	Inconclusive	Negative	Positive	Percent positive	Total
OMNICARE PHARMACY OF TEXAS 1		4			4
BELL-MINOR HOME		4			4
COVENIENT CARE MEDICAL CLINIC			4	100%	4
CVS MO4850POCT SPRINGFIELD		4			4
SOMA MEDICAL CENTER PA #3 GREENACRES			4	100%	4
YORK HOSPITAL: MICROBIOLOGY			4	100%	4
TMH PHYSICIAN PARTNERS SOUTHWOOD		1	3	75%	4
ST. MARY'S HOSPITAL			4	100%	4
CLINICAL ASSOCIATES OF ORLANDO LLC		4			4
AHC of Mckenzie		4			4
CVS OH4499POCT LYNDHURST		2	2	50%	4
GOOD SAMARITAN HOSPITAL		2	2	50%	4
MALABAR FAMILY PRACTICE		1	3	75%	4
DTR LABS		3	1	25%	4
UNION CITY MANOR NURSING CENTER		4			4
FCHC (OB)-DARWIN SQUARE CTR.			4	100%	4
CVS IN6757POCT COLUMBUS		4			4
CVS IN6551POCT MOORESVILLE		3	1	25%	4
EXCEL URGENT CARE OF PARAMUS LLC		4			4
OKLAHOMA STATE UNIVERSITY DIAGNOSTIC LAB			4	100%	4
SKYLINE UROLOGY		4			4
WE CARE - CARNIVAL CRUISELINE		4			4
MEDEXPRESS URGENT CARE - TULSA, S YALE AVE		4			4
REMEDY URGENT CLINIC		2	2	50%	4
Westminster Manor		3	1	25%	4
HAVEN CUSTEAD CARE CENTER		1	3	75%	4
FAMILY MEDICAL CLINIC HOMESTEAD, LLC			4	100%	4
VIDANT MEDICAL CENTER			4	100%	4
PLAINVIEW PRIMARY CARE		4			4
MEDEXPRESS URGENT CARE - WICHITA, S SENECA ST		2	2	50%	4
BRANDON REGIONAL EMERGENCY CTR			4	100%	4
LAKELAND VOLUNTEERS IN MEDICINE INC		3	1	25%	4
MONTANA DEPARTMENT OF PUBLIC HEALTH & HUMAN SERVICES			4	100%	4
MEDEXPRESS URGENT CARE - SOUTH PARKERSBURG		4			4
MEDEXPRESS URGENT CARE NORWIN		4			4
NYC PUBLIC HEALTH LABS			4	100%	4
H/L of WEst Ashley Rhabilitation and Nursing Center		4			4
CONSOLIDATED LABORATORY SERVICES			4	100%	4
MONROE COUNTY DEPT OF PUBLIC HEALTH ST		4			4
MINUTECLINIC DIAGNOSTIC OF MICHIGAN, P		4			4
SIENA COLLEGE SPORTS MEDICINE CENTER		4			4
CVS TX5807POCT PEARLAND		4			4
Sears Coastal Nursing and Rehab		4			4
AURORA BAYCARE UROLOGY			4	100%	4
UNIVERSITY OF MIAMI STUDENT HEALTH SERVICE			4	100%	4
TARPON SPRINGS PEDIATRICS, LLC			4	100%	4
GUTHRIE MEDICAL GROUP - CORNING		3	1	25%	4

COVID-19: testing by laboratory

Data through Apr 19, 2021 verified as of Apr 20, 2021 at 09:25 AM

Data in this report are provisional and subject to change.

The numbers in the table below represent the number of Florida and non-Florida residents for whom test results were received by the Department of Health. A person can be tested by more than one laboratory and can have both positive and negative results. **Therefore, the sum of the numbers in each column will be larger than the total number of people tested.**

Reporting lab	Inconclusive	Negative	Positive	Percent positive	Total
ADVANCED URGENT CARE LLC		1	3	75%	4
WALGREENS #07034		4			4
MEDEXPRESS URGENT CARE- FORT WORTH N T		4			4
Charles George VAMC		4			4
KENTUCKY CABINET FOR HEALTH AND FAMILY SERVICES			4	100%	4
ENCOMPASS HOME HEALTH		4			4
COMMUNITY PHYSICIANS OF NORTH PORT PA			4	100%	4
EXTENDICARE HEALTH & REHAB CENTER		4			4
SOUTH MIAMI HOSPITAL		1	3	75%	4
DACH MAIN LAB			4	100%	4
Georgiana Health and Rehabilitation, LLC		4			4
CVS TX3292POCT WYLIE		4			4
FLORENCE - HUNTSVILLE HOSPITAL URGENT CARE		3	1	25%	4
MEDEXPRESS URGEN CARE - EAST BRUNSWICK		4			4
MINUTECLINIC DIAGNOSTIC OF OHIO #5060		4			4
CAREWELL URGENT CARE			4	100%	4
NEULIFE NEUROLOGICAL SERVICES LLC			4	100%	4
MEDNOW URGENT CARE		3	1	25%	4
CVS SC4382POCT SPARTANBURG		4			4
CVS PA1193POCT JENKINTOWN		4			4
MEDEXPRESS URGENT CARE - FORT SMITH		4			4
OPTUM OF RED ROAD		4			4
FLORIDA CANCER SPECIALISTS AND RESEARCH		2	2	50%	4
Chestnut Park Rehabilitation and Nursing Center		4			4
APOPKA FAMILY HEALTH CENTER		3	1	25%	4
CVS MA2297677CV BOSTON		4			4
Bethany Health and Rehab		4			4
MD NOW URGENT CARE - DELRAY WEST			4	100%	4
DELAWARE PUBLIC HEALTH LABORATORY		2	2	50%	4
PARKWAY DRUGS OF ONEIDA COUNTY NORTH I		3	1	25%	4
LAKE MARY PEDIATRICS			4	100%	4
DEPARTMENT OF HEALTH AND ENVIRONMENTAL CONTROL			4	100%	4
UNIVERSITY OF MICHIGAN		2	2	50%	4
CVS PA258POCT MCKEES ROCKS		4			4
BETHPAGE EXTENDED HOURS CENTER		4			4
FLORIDA HEART AND VASCULAR			4	100%	4
Crowne Health Care of Montgomery		4			4
CAREWELL 202			4	100%	4
Millennium Nursing & Rehab Center		4			4
REHABILITATION CENTER OF WINTER PARK,THE			4	100%	4
SARASOTA IMMEDIATE CARE			4	100%	4
CVS M05655POCT LIBERTY		1	3	75%	4
AFTER HOURS PEDS			4	100%	4
PREMIER PEDIATRICS LLC			4	100%	4
BAPTIST HEALTH MEDICAL CENTER			4	100%	4
CVS SC2269POCT COLUMBIA		3	1	25%	4
CVS TX8387POCT AUSTIN		4			4

COVID-19: testing by laboratory

Data through Apr 19, 2021 verified as of Apr 20, 2021 at 09:25 AM

Data in this report are provisional and subject to change.

The numbers in the table below represent the number of Florida and non-Florida residents for whom test results were received by the Department of Health. A person can be tested by more than one laboratory and can have both positive and negative results. **Therefore, the sum of the numbers in each column will be larger than the total number of people tested.**

Reporting lab	Inconclusive	Negative	Positive	Percent positive	Total
COVID PROCESSING SITE			4	100%	4
OHIO CVS STORES		3	1	25%	4
CVS OH4300POCT STRONGSVILLE		4			4
MEDEXPRESS URGENT CARE, FAIRMONT		4			4
CARNEGIE HILL PEDIATRICS LLP		3	1	25%	4
CHILDREN'S MEDICAL GROUP		4			4
ELIZABETH CITY HEALTH & REHABILITATION		4			4
PRIMECARE		2	2	50%	4
CVS AZ9290POCT PHOENIX		3	1	25%	4
PDL PHARMACY CORP			4	100%	4
MEDEXPRESS URGENT CARE, LANCASTER WEST		2	2	50%	4
STEAMBOAT EMERGENCY CENTER			4	100%	4
CVS OH2342POCT WEST CHESTER		3	1	25%	4
ADVENTHEALTH NEW SMYRNA BEACH COMMUNITY HEALTH			4	100%	4
AIRCARE INTERNATIONAL		4			4
EPI			4	100%	4
DEVANSH LAB WERKS		1	3	75%	4
MEMORIAL HEALTH CARE SYSTEMS			4	100%	4
GIEBEIG FAMILY MEDICINE PA			4	100%	4
GASTROENTEROLOGY ASSOC OF PENSACOLA, PA		2	2	50%	4
CARE ONE PRIMARY CARE			4	100%	4
HAMPTON ALF AT 24TH ROAD LLC			4	100%	4
University Plaza Rehabilitation and Nursing			4	100%	4
State Lab Unspecifd			4	100%	4
MAILBOX DIAGNOSTICS		2	2	50%	4
HCR ManorCare Greentree		4			4
COMMUNITY HEALTH CENTER OF WEST PALM BEACH			4	100%	4
CELEBRATION PEDIATRICS			4	100%	4
SOMA MEDICAL CENTER PA #3 PALOMINO			4	100%	4
LAKE FOREST PARK OP CO LLC		4			4
PEACEHEALTH LABORATORIES		3	1	25%	4
MIAMI COMMUNITY HEALTH CENTER INC		1	3	75%	4
ST LUKES HOSPITAL LABORATORY		2	2	50%	4
AFFINITY URGENT CARE			4	100%	4
POWERS PEDIATRICS			4	100%	4
OPTUM FLORIDA		3	1	25%	4
Kroger 959 - The Little Clinic Carmel		4			4
AIREVAC INTERNATIONAL		4			4
LUVERNE HEALTH AND REHABILITATION		4			4
MEDFIRST URGENT CARE			4	100%	4
CVS OH6149POCT UPPER ARLINGTON		2	2	50%	4
Heartland of Boynton Beach			4	100%	4
CAPTAIN JAMES A. LOVELL FEDERAL HEALTHCARE CENTER			4	100%	4
LOUISIANA DEPT. OF HEALTH AND HOSPITALS-INFECTIOUS DISEASE EPI SECTION			4	100%	4
LEESBURG REGIONAL MEDICAL CENTER URGENT CARE			4	100%	4
PHYSICIANS QUALITY CARE			4	100%	4
CLINICAL LABORATORIES OF THE BUFFALO		3	1	25%	4

COVID-19: testing by laboratory

Data through Apr 19, 2021 verified as of Apr 20, 2021 at 09:25 AM

Data in this report are provisional and subject to change.

The numbers in the table below represent the number of Florida and non-Florida residents for whom test results were received by the Department of Health. A person can be tested by more than one laboratory and can have both positive and negative results. **Therefore, the sum of the numbers in each column will be larger than the total number of people tested.**

Reporting lab	Inconclusive	Negative	Positive	Percent positive	Total
WYOMING PUBLIC HEALTH LAB			4	100%	4
PINELLAS POINT NURSING AND REHAB			4	100%	4
CONSULATE HEATH CARE AT WEST ALTAMONTE			4	100%	4
MEDEXPRESS URGENT CARE - BECKLEY		2	2	50%	4
CVS IL8750POCT CHICAGO		2	2	50%	4
MEMORIAL HEALTHCARE SYSTEM		1	3	75%	4
CVS IL1170POCT JOLIET		4			4
SunTerrace Health Care Center		3	1	25%	4
TRINITY PEDIATRICS			4	100%	4
ARCPPOINT LABS OF ALTAMONTE SPRINGS		2	2	50%	4
GENUS DIAGNOSTICS			4	100%	4
MEDEXPRESS URGENT CARE - SUMMERSVILLE, WEBSTER RD		4			4
WALGREENS #03287		4			4
FAMILY MEDICINE AT WATERMAN		4			4
LEON MEDICAL CENTERS, LLC			4	100%	4
MINUTE-CLINIC DIAGNOSTIC OF VIRGINIA, LLC #3949		4			4
MEDEXPRESS URGENT CARE - WEST ST PAUL, ROBERT ST S		3	1	25%	4
ROAN DRUG COMPANY LLC		4			4
DR. G'S URGENT CARE			4	100%	4
MEDEXPRESS URGENT CARE - BRIDGEVILLE		4			4
SACRED HEART HEALTH SYSTEMS INC			4	100%	4
NDX-CORE LAB			4	100%	4
DERMATOLOGY SPECIALISTS OF FL - DR. JON WARD			4	100%	4
RURAL/METRO MIDSOUTH,		4			4
MONTEFIORE MEDICAL CENTER LABS MONTEFIORE		3	1	25%	4
HACKENSACK MERIDIAN URGENT CARE, PC		4			4
MID FLORIDA HEALTH INC			4	100%	4
MEDICAL CENTER ENTERPRISE			4	100%	4
REGIONAL MEDICAL LAB			4	100%	4
ST JOSEPHS BEHAVIORAL HEALTH CENTER			4	100%	4
PIEDMONT FAYETTE HOSPITAL		2	2	50%	4
BAPTIST HOSPITAL NURSING/PATIENT CARE			4	100%	4
DYNACARE LABORATORIES			4	100%	4
MEDICINE SHOPPE #1306 THE		3	1	25%	4
L3HARRIS FAMILY MEDICAL CENTER			4	100%	4
RELIANT ACUTE CARE			4	100%	4
BETTERMED URGENT CARE			4	100%	4
MINUTECLINIC DIAGNOSTIC OF WISCONSIN, LLC		4			4
REFUGE A HEALING PLACE, THE			4	100%	4
ST LUCIE COUNTY HEALTH DEPARTMENT		3	1	25%	4
CVS AZ5026POCT MESA		4			4
CFS WELLNESS AND MED SPA LLC			4	100%	4
MEADOWS AT CYPRESS GARDENS, THE		3	1	25%	4
ASCENSION ST VINCENT'S MEDICAL CENTER		3	1	25%	4
CULLMAN REGIONAL URGENT CARE		3	1	25%	4
HEALTH EXPRESS URGENT CARE		2	2	50%	4
NEMOURS CHILDREN'S CLINIC			4	100%	4

COVID-19: testing by laboratory

Data through Apr 19, 2021 verified as of Apr 20, 2021 at 09:25 AM

Data in this report are provisional and subject to change.

The numbers in the table below represent the number of Florida and non-Florida residents for whom test results were received by the Department of Health. A person can be tested by more than one laboratory and can have both positive and negative results. **Therefore, the sum of the numbers in each column will be larger than the total number of people tested.**

Reporting lab	Inconclusive	Negative	Positive	Percent positive	Total
MINUTECLINIC OF NEVADA-2955 S FT APACH		4			4
BUCKINGHAM PLACE ALF		4			4
WOMEN'S CARE FLORIDA, LLC		4			4
INTRACOASTAL LABS INC		4			4
TRUE HEALTH- HOFFNER		3	1	25%	4
TOTAL RENAL LAB		3	1	25%	4
LIFE CARE HOME HEALTH SERVICES LLC		1	3	75%	4
SIGNATURE CARE MONTROSE		2	2	50%	4
MINUTECLINIC DIAG OF IND, LLC #6472		4			4
CRESTAR LABS		2	2	50%	4
LAKESIDE HOSPITAL BELLE GLADE			4	100%	4
ALVARO J DANGOND MD PA		4			4
JOHNNIE RUTH CLARKE LAB			4	100%	4
MERCY HOSPITAL			4	100%	4
CVS MN6811POCT PLYMOUTH		4			4
Calusa Harbour			4	100%	4
HARBORCHASE OF VILLAGES CROSSING			4	100%	4
NEXT BIO RESEARCH SERVICES, LLC		1	3	75%	4
SHARP MEMORIAL HOSPITAL MICROBIOLOGY DEPT			4	100%	4
NHC HealthCare, Cookeville		4			4
BELLIN HEALTH LAB		1	3	75%	4
CAREMOUNT MEDICAL PC - BEDFORD URGENT		4			4
MICHIGAN HEALTH CLINIC LABORATORIES		3	1	25%	4
CVS IN7653POCT EVANSVILLE		3	1	25%	4
MPG JACKSONVILLE ATLANTIC BLVD		1	3	75%	4
ManorCare Health Services Camp Hill		4			4
MINUTECLINIC DIAGNOSTIC MED GRP OF ORA		3	1	25%	4
ST JOHN'S RIVERSIDE HOSPITAL		3	1	25%	4
LB Broen Home		4			4
Kroger 124 - The Little Clinic University		3	1	25%	4
PORT ORANGE NURSING & REHAB			4	100%	4
RML PHARMACY PC		4			4
Brookcrest Nursing Home		4			4
ASCENDI HOME HEALTH AGENCY INC			4	100%	4
RAS MEDICAL SOLUTIONS, LLC		3	1	25%	4
Oak Creek Terrace		4			4
BIOTEST PLASMA CENTER		4			4
BETHESDA HOSPITAL WEST BLOOD GAS LAB			4	100%	4
CENTRAL FLORIDA INTERNAL OCCUPATIONAL AND		4			4
INTERMARKET FACILITY			4	100%	4
MINNESOTA DEPARTMENT OF HEALTH LABORATORY	1		3	75%	4
WELLMED AT APOLLO BEACH BLVD		2	2	50%	4
CVS MA394POCT SEEKONK		4			4
DEACONESS HOSPITAL			4	100%	4
ST JOSEPHS HOSPITAL PATHOLOGY LAB		3	1	25%	4
MEDEXPRESS URGENT CARE CHICOPEE		3	1	25%	4
SINAI PLAZA NURSING AND REHAB CENTER			4	100%	4

COVID-19: testing by laboratory

Data through Apr 19, 2021 verified as of Apr 20, 2021 at 09:25 AM

Data in this report are provisional and subject to change.

The numbers in the table below represent the number of Florida and non-Florida residents for whom test results were received by the Department of Health. A person can be tested by more than one laboratory and can have both positive and negative results. **Therefore, the sum of the numbers in each column will be larger than the total number of people tested.**

Reporting lab	Inconclusive	Negative	Positive	Percent positive	Total
ORANGE COUNTY HEALTH DEPARTMENT		2	2	50%	4
ELEVATION DIAGNOSTICS		4			4
FLORIDA MEDICAL CLINIC -INTERNAL MED DADE CITY			4	100%	4
WESLEY CHAPEL INTERNAL MEDICINE AND PEDIATRICS			4	100%	4
URGENT CARE - OCONEE		2	2	50%	4
COLONIAL MEDICAL CENTER-EAST ORLANDO			4	100%	4
LATCHER LABORATORY OF A O FOX MEMORIAL		2	2	50%	4
MEDEXPRESS URGENT CARE - WILKES BARRE		3	1	25%	4
CVS IL7017POCT BLOOMINGTON		4			4
UNC HOSPITAL/MCLENDON CLINICAL LABORATORIES			4	100%	4
Park Ridge Nursing Center		3	1	25%	4
MOBILE URGENT CARE			4	100%	4
HOME DOCS		2	2	50%	4
STANFORD HEALTH CARE ANATOMIC PATHOLOGY & CLINICAL LAB			4	100%	4
SUMNER REGIONAL MEDICAL CENTER		3	1	25%	4
MINUTECLINIC DIAGNOSTIC OF NORTH CARO		4			4
CVS GA5622POCT DALLAS		3	1	25%	4
SOUTH BAY CORRECTIONAL FACILITY			4	100%	4
FLORIDA DEPARTMENT OF HEALTH (FDOH)		2	2	50%	4
PM PEDIATRICS OF SELDEN PLLC		4			4
MEDICAL CENTER, THE		4			4
DEPARTMENT OF PATHOLOGY ROME MEMORIAL		3	1	25%	4
WILLIAM A HINTON STATE LABORATORY INSTITUTE		1	3	75%	4
VA OUTPATIENT PHARMACY			4	100%	4
MARK HOANG MD PA			4	100%	4
NORTH OKALOOSA CLINIC CORP		1	3	75%	4
CORTLAND REGIONAL MEDICAL CENTER		4			4
FHCP – ORMOND BEACH			4	100%	4
Kroger 186 - The Little Clinic Holiday Manor		3	1	25%	4
PANCARE HEALTH - PONCE DE LEON			4	100%	4
BARTON MEMORIAL HOSPITAL		3	1	25%	4
CORIZON HEALTH INC			4	100%	4
ELITE PRIMARY CARE OF WAYCROSS		1	3	75%	4
MINUTECLINIC LLC (2335)		3	1	25%	4
PHYSICIANS IMMEDIATE CARE AURORA			4	100%	4
FLORIDA HEALTHCARE PLAN			4	100%	4
COMMUNITY HEALTH CENTERS INC			4	100%	4
Kennedy University Hospital -Wash Twp L		4			4
RIVER CITY MEDICAL ASSOCIATES INC			4	100%	4
CVS CT750POCT ENFIELD		4			4
CVS IN5696POCT FORT WAYNE		4			4
MOUNT SINAI AVENTURA DIAGNOSTIC CENTER			4	100%	4
FISHERMEN'S HOSPITAL			4	100%	4
IVY CREEK URGENT CARE OF ENTERPRISE			4	100%	4
TANNER MEDICAL CENTER LABORATORY		3	1	25%	4
ADVENTHEALTH GORDON		4			4
WINDER NURSING INC DBA WINDER HEALTH CARE		4			4

COVID-19: testing by laboratory

Data through Apr 19, 2021 verified as of Apr 20, 2021 at 09:25 AM

Data in this report are provisional and subject to change.

The numbers in the table below represent the number of Florida and non-Florida residents for whom test results were received by the Department of Health. A person can be tested by more than one laboratory and can have both positive and negative results. **Therefore, the sum of the numbers in each column will be larger than the total number of people tested.**

Reporting lab	Inconclusive	Negative	Positive	Percent positive	Total
ACCENT PHYSICIAN SPECIALISTS PA		4			4
MINUTECLINIC DIAG OF IND LLC #1367		4			4
CAPITAL HEALTH LABORATORY INC			4	100%	4
MINUTE CLINIC LLC #1831		4			4
MEDEXPRESS URGENT CARE - SOMERSET TOWNSHIP		4			4
WALGREENS #04311		4			4
EXCEL URGENT CARE OF NJ, LLC		2	2	50%	4
ADVENTHEALTH MEDICAL GROUP PEDIATRICS		1	3	75%	4
CVS NJ837POCT MARLTON		4			4
IMIC INC RESEARCH			4	100%	4
CVS MA217POCT TEWKSBURY		3	1	25%	4
ORLANDO REGIONAL HEALTH SERVICES		2	2	50%	4
MINUTECLINIC DIAGNOSTIC MED GRP OF SAN		3	1	25%	4
ST PETE DIRECT PRIMARY CARE		2	2	50%	4
UF HEALTH PATHOLOGY LABORATORIES			4	100%	4
LIFEHOPE LABS			4	100%	4
MOBILE HEALTH MEDICAL SERVICES PC		4			4
ManorCare Rehabilitation Center- Decatur		4			4
HEALTHQUEST, INC		3	1	25%	4
BETHPAGE MEDICAL PLLC		4			4
CVS PA4000POCT INDIANA		4			4
FLORIDA MEDICAL CENTER		1	3	75%	4
PILGRIM PHARMACY INC		4			4
MEDEXPRESS URGENT CARE - MARKHAM STREE		3	1	25%	4
CANDLER HOSPITAL PATHOLOGY LABORATORY		2	2	50%	4
Health Care Center of Jacksonville			4	100%	4
Willowbrooke Court at Country House		4			4
IMMERSION RESIDENTIAL LLC			4	100%	4
Metro West Nursing and Rehab			4	100%	4
Kroger 895 - The Little Clinic Green Hills		4			4
VITAL CARE URGENT CARE			4	100%	4
FAMILY MEDICINE AT WINTER PARK			4	100%	4
CVS NH2257POCT MANCHESTER		4			4
CVS CT718POCT ANSONIA		4			4
ANY LAB TEST FAST CORP		3	1	25%	4
SOUTHLAND SUITES OF LAKELAND			4	100%	4
Marian Manor, Inc		4			4
INFINITI LABS INC			4	100%	4
SIGNATURE CARE EMERGENCY CENTER		2	2	50%	4
MINUTECLINIC, LLC #5707		4			4
Kroger 339 - The Little Clinic Highlands - Bardstown Road		4			4
VA SALT LAKE CITY HCS		4			4
CENTERPLACE HEALTH, INC			4	100%	4
CVS CA8850POCT HUNTINGTON BEACH		3	1	25%	4
MEDEXPRESS URGENT CARE - KOKOMO		4			4
MEDEXPRESS URGENT CARE - EWING		4			4
WOMACK ARMY MEDICAL CENTER			4	100%	4

COVID-19: testing by laboratory

Data through Apr 19, 2021 verified as of Apr 20, 2021 at 09:25 AM

Data in this report are provisional and subject to change.

The numbers in the table below represent the number of Florida and non-Florida residents for whom test results were received by the Department of Health. A person can be tested by more than one laboratory and can have both positive and negative results. **Therefore, the sum of the numbers in each column will be larger than the total number of people tested.**

Reporting lab	Inconclusive	Negative	Positive	Percent positive	Total
PALM BEACH CANCER INSTITUTE			4	100%	4
Loretto Health and Rehabilitation Center		4			4
CVS MINUTE CLINIC DIAGNOSTIC MED GRP		4			4
BLACK STALLION WALK IN AND EXERCISE CLINICS LLC		1	3	75%	4
MEDEXPRESS URGENT CARE - WESTFIELD, E MAIN ST		3	1	25%	4
NOT GIVEN		1	3	75%	4
WILLOWS AT WILDWOOD, THE			4	100%	4
DEPARTMENT OF HEALTH/ NEW YORK			4	100%	4
Mill Valley Care Center		4			4
BARRANCO CLINIC PA, THE	1	3			4
Crowne Health Care of Greenville		4			4
JFK INTERNAL MEDICINE FACULTY PRACTICE		2	2	50%	4
ARCPPOINT LABS OF FORT LAUDERDALE, FL CENTRAL		1	3	75%	4
MINUTE CLINIC DIAGNOSTIC OF VIRGINIA, LLC #6292		3	1	25%	4
ACCESS RECOVERY SOLUTIONS LLC			4	100%	4
ADVENTHEALTH MEDICAL GROUP COMMUNITY MEDICINE		3	1	25%	4
WALGREENS #3811		1	3	75%	4
MOBIL LAB FOR ALL INC		4			4
STARMED FAMILY & URGENT CARE			4	100%	4
HARBOUR ISLAND PEDIATRICS LLC			4	100%	4
FLORIDA HEALTH CARE PLANS STIRLING CENTER			4	100%	4
STONE CLINICAL LABORATORIES OF FL LLC		4			4
BRIGHAM AND WOMEN'S HOSPITAL			4	100%	4
SANFORD SOUTH UNIVERSITY		4			4
SOUTHEASTERN REGIONAL MEDICAL CENTER			4	100%	4
FASTMED URGENT CARE			4	100%	4
GILCHRIST COUNTY HEALTH DEPT			4	100%	4
CULLMAN REGIONAL MEDICAL CENTER		3	1	25%	4
PATIENT FIRST - ALLENTOWN			4	100%	4
URGENT CARE OF THE SMOKIES			4	100%	4
CVS CA9963POCT SAN DIEGO		4			4
SOUTHEAST GEORGIA HEALTH SERVICES, LLC		4			4
COOK HOSPITAL AND CARE CENTER		3	1	25%	4
MAURY REGIONAL MEDICAL CENTER		4			4
BOND & STEELE CLINIC PA D/B/A BOND CLINIC PA		4			4
CLINICAL CARE CENTER, INC			4	100%	4
GERALD CHAMPION REGIONAL MEDICAL CENTE		4			4
Kroger 752 - The Little Clinic Central Station		3	1	25%	4
PM PEDIATRICS OF BAYSIDE, PLLC - MANHASSET		4			4
ADMERA HEALTH			4	100%	4
NHC HealthCare, Pulaski		4			4
WASHINGTON STATE DEPARTMENT OF HEALTH PUBLIC HEALTH LABORATORIES			4	100%	4
WHITE EARTH IHS MAIN LAB		4			4
IMA MEDICAL CENTER OF OVIEDO			4	100%	4
BRENTWOOD SENIOR LIVING AT ST PETE			4	100%	4
SMOKY MOUNTAIN URGENT CARE AND FAMILY MEDICINE CENTER			4	100%	4
THE OASIS ALF		4			4

COVID-19: testing by laboratory

Data through Apr 19, 2021 verified as of Apr 20, 2021 at 09:25 AM

Data in this report are provisional and subject to change.

The numbers in the table below represent the number of Florida and non-Florida residents for whom test results were received by the Department of Health. A person can be tested by more than one laboratory and can have both positive and negative results. **Therefore, the sum of the numbers in each column will be larger than the total number of people tested.**

Reporting lab	Inconclusive	Negative	Positive	Percent positive	Total
Kroger 125 - The Little Clinic Castle Rock		3	1	25%	4
CVS IL5797POCT CAROL STREAM		4			4
AIRPORT CLINIC			4	100%	4
CVS NJ715POCT WAYNE		4			4
EXPRESS TESTING-ONE			4	100%	4
MEDEXPRESS URGENT CARE- ALLISON PARK		2	2	50%	4
DEPARTMENT OF HEALTH AND HUMAN SERVICES		2	2	50%	4
CVS MA2401POCT MARSHFIELD		3	1	25%	4
PRESBYTERIAN FAMILY HEALTHCARE-KASEMAN		4			4
BAYLOR ESOTERIC AND MOLECULAR LAB			4	100%	4
SOUTHWESTERN REGIONAL MEDICAL CENTER - TULSA		4			4
HEART OF FLORIDA HEALTH CENTER INC		1	3	75%	4
SOUTH FLORIDA RESEARCH ORGANIZATION			4	100%	4
Hunterdon Medical Center Laboratory		4			4
SONIC REFERENCE LABORATORY			4	100%	4
MARSHFIELD LABORATORIES			4	100%	4
FHPG TAMPA PRIMARY CARE			4	100%	4
MORTON PLANT HOSPITAL - ADLER INSTITUTE OF LAB MEDICINE			4	100%	4
MIDDLETON PEDIATRICS			4	100%	4
PANCARE HEALTH YOUNGSTOWN			4	100%	4
MD ANDERSON			4	100%	4
MEDAC AT PORTERS NECK			4	100%	4
CARENOW-LEBANON		2	2	50%	4
GRADY MEMORIAL HOSPITAL/MICRO			4	100%	4
FLORIDA HOSPITAL ALTAMONTE		2	2	50%	4
MEDEXPRESS URGENT CARE - TEAYS VALLEY		3	1	25%	4
INDUSTRY LAB DIAGNOSTIC PARTNERS			4	100%	4
ENGLE CENTER FOR HEALTH SERVICES		4			4
CVS PA10825POCT PLYMOUTH MEETING		4			4
SOUTH FLORIDA PEDIATRIC PARTNERS			4	100%	4
ALLIED PHYSICIANS GROUP PLLC		3			3
MONTANA PUBLIC HEALTH LAB			3	100%	3
HARBORCHASE OF GAINESVILLE			3	100%	3
ALLEGHENY GENERAL HOSPITAL			3	100%	3
ADVENTHEALTH IMAGING LAKE NONA		1	2	67%	3
CVS TN6414POCT SMYRNA		2	1	33%	3
PHYSICIANS CARE INC		1	2	67%	3
CVS GA5637POCT VILLA RICA		3			3
MARTIN MEDICAL CENTER INC		1	2	67%	3
WEILL CORNELL MEDICAL ASSOCIATES - EAST SIDE		3			3
MISSISSIPPI CARE CENTER OF DEKALB LLC		3			3
USCG ABBOTT BINAXNOW		2	1	33%	3
MEDEXPRESS URGENT CARE - LAWRENCE		3			3
PINELLAS PARK HEALTH CENTER - PINELLAS CHD		1	2	67%	3
Mitchell Hollingsworth Nursing and Rehab		3			3
ESTERO FIRE RESCUE		3			3
WAL-MART STORES EAST LP		2	1	33%	3

COVID-19: testing by laboratory

Data through Apr 19, 2021 verified as of Apr 20, 2021 at 09:25 AM

Data in this report are provisional and subject to change.

The numbers in the table below represent the number of Florida and non-Florida residents for whom test results were received by the Department of Health. A person can be tested by more than one laboratory and can have both positive and negative results. **Therefore, the sum of the numbers in each column will be larger than the total number of people tested.**

Reporting lab	Inconclusive	Negative	Positive	Percent positive	Total
BROOKDALE OAKBRIDGE		1	2	67%	3
CANOPY AT HARPER LAKE, THE			3	100%	3
CLARA MAASS TRANSITIONAL CARE UNIT		3			3
MARYWOOD NURSING CARE CENTER		3			3
CVS PA7132POCT THORNDALE		3			3
ADVANCED MEDICAL RESEARCH CENTER LLC			3	100%	3
MEDEXPRESS URGENT CARE-SALINA, S 9TH ST		3			3
BLACKWATER RIVER			3	100%	3
NYU WINTHROP LABORATORY		3			3
C19 LABS			3	100%	3
IP BOISE 1		2	1	33%	3
MEDEXPRESS URGENT CARE - RUNNEMEDE		1	2	67%	3
OMNI HEALTHCARE INC		1	2	67%	3
GRASSY SPRAIN PHARMACY INC		3			3
NORTH CAROLINA DEPT OF HEALTH & HUMAN SRVCS STATE LAB OF PUBLIC HEALTH			3	100%	3
CENTURY LINK SPORTS COMPLEX			3	100%	3
THE CENTER FOR DISCOVERY		3			3
CVS CA9485POCT MISSION VIEJO		3			3
CVS AZ1720POCT QUEEN CREEK		3			3
Fort Gaines Health and Rehab		3			3
MINUTECLINIC DIAG OF IND, LLC #5369		2	1	33%	3
Lebanon VAMC		2	1	33%	3
BAPTIST PRIMARY CARE FERNANDINA BEACH			3	100%	3
CVS CA9803POCT RIVERSIDE		3			3
SPARROW CENTRAL LAB			3	100%	3
INTERNAL MEDICINE & PEDIATRICS WELLNESS CENTER			3	100%	3
VELOCITY CARE			3	100%	3
Maryfield Inc. dba Pennybyrn		3			3
MT CARMEL PHARMACY INC		3			3
CROWNE HEALTH CARE OF FORT PAYNE		2	1	33%	3
PHYSICIANS MEDICAL CENTER		3			3
Walgreens #5984		3			3
MINUTECLINIC DIAGNOSTIC OF TEXAS, LLC #7435		2	1	33%	3
SOFTCELL L-FORM LABORATORIES, LLC			3	100%	3
MEDEXPRESS URGENT CARE, BELLE VERNON		3			3
ASPEN VALLEY HOSPITAL			3	100%	3
HALIFAX HEALTH CARE FOR WOMEN		3			3
LEE CONVENIENT CARE AT SUMMERLIN			3	100%	3
THE DOCTORS OFFICE OF BRICK, LLC		3			3
GENDERXPRESS/PICTURE ME PERFECT IMAGING			3	100%	3
COMMUNITY MEDICAL CENTER			3	100%	3
MINUTECLINIC DIAGNOSTIC OF NEW MEXICO LLC #7552		3			3
EMORY CRAWFORD LONG HOSPITAL			3	100%	3
MEDEXPRESS URGENT CARE - ANDERSON		3			3
HOPE HEALTH CARE, LLC		3			3
Domiciliary Rehab & Residential Treatment Program		3			3
John Knox Manor Inc II		2	1	33%	3

COVID-19: testing by laboratory

Data through Apr 19, 2021 verified as of Apr 20, 2021 at 09:25 AM

Data in this report are provisional and subject to change.

The numbers in the table below represent the number of Florida and non-Florida residents for whom test results were received by the Department of Health. A person can be tested by more than one laboratory and can have both positive and negative results. **Therefore, the sum of the numbers in each column will be larger than the total number of people tested.**

Reporting lab	Inconclusive	Negative	Positive	Percent positive	Total
Kroger 093 - The Little Clinic Stapleton		2	1	33%	3
TAYLOR MANOR		1	2	67%	3
NEWCARE PRIMARY MEDICINE			3	100%	3
BAPTIST HEALTH SURGERY CENTER AT NORTHPOINT			3	100%	3
CVS NJ2508POCT MANALAPAN		3			3
LIFE CARE CENTER OF SKAGIT VALLEY		3			3
ADVENTHEALTH SEBRING- INFECTION CONTROL DEPARTMENT			3	100%	3
SOLERA SPECIALTY PHARMACY LLC		2	1	33%	3
FLORIDA MENTOR-POINT WEST CLUSTER		3			3
CVS HEALTH, #5962		3			3
SOUTHCARE PHARMACY INC		1	2	67%	3
CVS MA654POCT ACTON		3			3
BOSTON MEDICAL CENTER			3	100%	3
TRUE HEALTH – LAKE UNDERHILL		3			3
FLORIDA MEDICAL ASSOCIATES		3			3
CVS CA9103POCT ESCONDIDO		3			3
IOWA DEPARTMENT OF PUBLIC HEALTH			3	100%	3
CVS TX7675POCT RED OAK		1	2	67%	3
ORCHID COVE DAYTONA			3	100%	3
Kings County Hospital Center			3	100%	3
BRADENTON PHYSICIAN MEDICAL CENTER			3	100%	3
UHEALTH JACKSON URGENT CARE - CUTLER BAY		1	2	67%	3
SUN TERRACE HEALTH CARE CENTER			3	100%	3
CLINICAL CARE ASSOCIATES, INC			3	100%	3
ROANE MEDICAL CENTER		2	1	33%	3
COOPER UNIVERSITY HOSPITAL LABORATORY		2	1	33%	3
CLINICA HISPANIA			3	100%	3
F W HUSTON MEDICAL CENTER SENIOR LIVIN		3			3
GULF COAST IMMEDIATE CARE CENTER		1	2	67%	3
COMMUNITY HEALTH CENTERS OF PINELLAS, INC		1	2	67%	3
UNIVERSITY HEALTH SERVICES RIVER CAMPUS		2	1	33%	3
THOMAS LANGLEY			3	100%	3
Kroger 522 - The Little Clinic Gahanna		2	1	33%	3
WEST COCOA PHARMACY			3	100%	3
CELEBRATION PRIMARY CARE ASSOCIATES LLC		3			3
Wynfield Park Health and Rehabilitation		3			3
JOJAN PHARMA INC		3			3
Florida Baptist Retirement Center		1	2	67%	3
MEDEXPRESS URGENT CARE - HADLEY		3			3
BROOME COUNTY HEALTH DEPARTMENT		2	1	33%	3
DOUGLASVILLE NURSING AND REHABILITATIO		3			3
HELIX BIOMEDICS LLC			3	100%	3
RAJ K PAI MD PA			3	100%	3
Kroger 635 - The Little Clinic Dacula		3			3
MINUTECLINIC DIAG OF IND, LLC #6483		1	2	67%	3
CVS IN6605POCT INDIANAPOLIS		2	1	33%	3
ADVANCED PEDIATRICS			3	100%	3

COVID-19: testing by laboratory

Data through Apr 19, 2021 verified as of Apr 20, 2021 at 09:25 AM

Data in this report are provisional and subject to change.

The numbers in the table below represent the number of Florida and non-Florida residents for whom test results were received by the Department of Health. A person can be tested by more than one laboratory and can have both positive and negative results. **Therefore, the sum of the numbers in each column will be larger than the total number of people tested.**

Reporting lab	Inconclusive	Negative	Positive	Percent positive	Total
UNIVERSITY OF KANSAS MEDICAL CENTER			3	100%	3
PROHEALTH PRIMARY CARE - GLEN OAKS		3			3
NEWSTAR MEDICAL LABORATORIES		3			3
INTERNAL MEDICINE AND WOUND CARE SPECIALIST LLC		3			3
The Good Shepherd		3			3
LOCH HAVEN PEDIATRICS			3	100%	3
MINUTECLINIC DIAGNOSTIC, PA		3			3
ALABAMA DEPT PUBLIC HEALTH			3	100%	3
HOMELAND CENTER		3			3
CHEROKEE COUNTY HEALTH AND REHAB CENTER		3			3
CONCENTRA - PLANTATION		3			3
ST. LUKE'S HOSPITAL - BETHLEHEM CAMPUS		1	2	67%	3
CATSKILL REGIONAL MEDICAL CENTER		3			3
CVS PA1657POCT YORK		2	1	33%	3
PLANT CITY FAMILY CARE		3			3
NASSAU COUNTY HEALTH DEPARTMENT-FERNANDINA BEACH C		3			3
Arbors at Marietta		3			3
HIALEAH SHORES NURSING AND		2	1	33%	3
THE PATHOLOGY LABORATORY		1	2	67%	3
US SPECIALTY LABS			3	100%	3
HEPATOLOGY DIAGNOSTIC LAB			3	100%	3
HEARTLAND - CHARLESTON OF HANAHAN SC,		3			3
QUALITY LABORATORY SERVICE		2	1	33%	3
UHEALTH CORAL SPRINGS			3	100%	3
DOCTOR 4 U CLINIC		1	2	67%	3
SERENADES BY SONATA		1	2	67%	3
Kroger 758 - The Little Clinic Providence		3			3
MAYO		1	2	67%	3
EFFINGHAM HOSP, INC, DBA EFFINGHAM HEALTH		3			3
OLEAN GENERAL HOSPITAL		3			3
STARLING AT SAN JOSE			3	100%	3
CVS OK6225POCT EDMOND		3			3
INTERCOASTAL FAMILY PRATICE		1	2	67%	3
HEALTH EXPRESS		3			3
COL CROSSROAD		1	2	67%	3
Rosedale Green		3			3
WALGREENS #07502		3			3
MINUTECLINIC DIAGNOSTIC PA #3344		3			3
LIFEGUARD AMBULANCE SERVICE LLC - BAY COUNTY			3	100%	3
CVS SC5471POCT LEXINGTON		2	1	33%	3
MED FUSION			3	100%	3
PRECIDENT FLORIDA		3			3
Huntington Health Care and Rehabilitation Center		3			3
NORTHWEST FLORIDA CLINICAL LAB		1	2	67%	3
LPG PEDIATRICS AT LEHIGH ACRES		2	1	33%	3
MINUTECLINIC, LLC #05814		3			3
RICHMOND CITY DEPARTMENT OF PUBLIC HEALTH			3	100%	3

COVID-19: testing by laboratory

Data through Apr 19, 2021 verified as of Apr 20, 2021 at 09:25 AM

Data in this report are provisional and subject to change.

The numbers in the table below represent the number of Florida and non-Florida residents for whom test results were received by the Department of Health. A person can be tested by more than one laboratory and can have both positive and negative results. **Therefore, the sum of the numbers in each column will be larger than the total number of people tested.**

Reporting lab	Inconclusive	Negative	Positive	Percent positive	Total
SHANDS AT LAKE SHORE LAB		1	2	67%	3
CVS CA9823POCT SACRAMENTO		3			3
PEACE OF MIND REHAB CENTER		3			3
CROSSVILLE MEDICAL GROUP		1	2	67%	3
SURETOX LABORATORY LLC		2	1	33%	3
Westside Terrace		3			3
BROOKDALE ALTAMONTE SPRINGS			3	100%	3
SCRIPPS CLINIC MEDICAL			3	100%	3
Kroger 592 - The Little Clinic Alexander Plaza		2	1	33%	3
BETHESDA HOSPITAL EAST BLOOD GAS LAB			3	100%	3
CVS PA371POCT PHILADELPHIA		3			3
ADVANCED URGENT CARE CENTER OF THE UPPER KEYS		1	2	67%	3
MEDEXPRESS URGENT CARE - NORTH LITTLE		2	1	33%	3
GEISINGER COMMUNITY MEDICAL CENTER			3	100%	3
PEDIATRICS IN NORTH FLORIDA PA			3	100%	3
NEMOURS CHILDRENS PRIMARY CARE MAITLAND			3	100%	3
LRHS Florida Poly Tech		3			3
HARBORCHASE OF STUART			3	100%	3
BROOKDALE SENIOR LIVING			3	100%	3
CVS IN6572POCT INDIANAPOLIS		3			3
TRISTAR WELLNESS, LLC		3			3
CVS RI326POCT NORTH SMITHFIELD		3			3
MEDICAL CITY DALLAS HOSPITAL			3	100%	3
FLAGLER FAMILY MEDICINE PA			3	100%	3
Wilkes-Barre VAMC		3			3
15 TO KNOW			3	100%	3
24TH WEAPONS OF MASS DESTRUCTION - CIVIL SUPPORT		3			3
OPP HEALTH AND REHABILITATION		3			3
CVS MA1006POCT BROCKTON		3			3
GROVES CENTER			3	100%	3
FULGENT GENETICS HOUSTON		3			3
NEMOURS CHILDREN'S URGENT CARE LAKE NONA			3	100%	3
PROMPT CARE OF CENTRAL FLORIDA LLC			3	100%	3
LAB PLUS, LLC AT ASCENSION SAINT THOMA		3			3
ACL LABORATORIES INDUSTRIAL TOXICOLOGY			3	100%	3
BNC Medical Investors, LLC Berrien Nursing & Rehabilitation Center		3			3
Kroger 448 - The Little Clinic Mason		3			3
Kroger 768 - The Little Clinic Leestown Rd		2	1	33%	3
EASTMAN HEALTHCARE & REHAB		3			3
320 S TRANSIT ST		3			3
MEDEXPRESS URGENT CARE GREENSBURG		2	1	33%	3
APEX CLINICAL LABORATORIES INC		3			3
JS HEALTHCARE		2	1	33%	3
FIRST CARE - MIDDLESBORO			3	100%	3
WALGREENS #10264		3			3
LOYOLA UNIVERSITY MEDICAL CENTER LABORATORY			3	100%	3
CVS SC2497POCT LEXINGTON		3			3

COVID-19: testing by laboratory

Data through Apr 19, 2021 verified as of Apr 20, 2021 at 09:25 AM

Data in this report are provisional and subject to change.

The numbers in the table below represent the number of Florida and non-Florida residents for whom test results were received by the Department of Health. A person can be tested by more than one laboratory and can have both positive and negative results. **Therefore, the sum of the numbers in each column will be larger than the total number of people tested.**

Reporting lab	Inconclusive	Negative	Positive	Percent positive	Total
CROSSROADS URGENT CARE PLLC		3			3
CVS CT288POCT BRISTOL		2	1	33%	3
NASSAU COUNTY HEALTH DEPARTMENT		3			3
CERTIVIA LABORATORIES			3	100%	3
Village on the Green			3	100%	3
NOVANT HEALTH PRESBYTERIAN		2	1	33%	3
CVS PA2687POCT EXTON		3			3
NORTH BROWARD HOSPITAL DISTRICT HEALTHCARE FOR THE HOMELESS			3	100%	3
WALGREENS #05477		3			3
SANFORD MOBILE LAB			3	100%	3
LITTLE SPURS PEDIATRIC URGENT CARE		1	2	67%	3
HEALGEN SCIENTIFIC			3	100%	3
STVHCS - Dental Outpatient Clinic		3			3
QUEST DIAGNOSTICS CLINICAL LABORATORIES INC		2	1	33%	3
CRISP REGIONAL HOSPITAL		3			3
FLORIDA GASTROENTEROLOGY ASSOCIATES PA		3			3
PROPATH			3	100%	3
AUSTIN PUBLIC HEALTH			3	100%	3
AVANTE INVERNESS		1	2	67%	3
COVENANT PEDIATRICS		1	2	67%	3
CENTRAL DUPAGE HOSPITAL			3	100%	3
CVS OH4359POCT HUDSON		3			3
BARONESS ERLANGER HOSPITAL		3			3
CALLE OCHO DIALYSIS			3	100%	3
SKIPPACK MEDICAL LAB			3	100%	3
ADVENTHEALTH WATERMAN COMMUNITY CLINIC			3	100%	3
NEMOURS CHILDRENS PRIMARY CARE HORIZON WEST			3	100%	3
SAN JUAN REGIONAL MEDICAL CENTER		3			3
ONslow MEMORIAL HOSPITAL LABORATORY		3			3
CVS PA7611POCT ALLISON PARK		3			3
MID-FLORIDA PATHOLOGY LLC - MOBILE UNIT # 3		1	2	67%	3
SINAI POST ACUTE NURSING AND REHAB CE		3			3
CVS CA9858POCT SANTA CLARITA		3			3
MEDICAL CENTER OF CENTRAL GEORGIA			3	100%	3
PREMIER FAMILY AND SPORTS MEDICINE		2	1	33%	3
CVS MA969POCT PALMER		3			3
Magnolia Health and Rehab Center			3	100%	3
Kroger 627 - The Little Clinic Castleberry		2	1	33%	3
GINKGO-IXLAYER		3			3
SOFTLAB			3	100%	3
TIFTON CARECONNECT URGENT CARE			3	100%	3
ACCESS 365 URGENT CARE LLC		1	2	67%	3
Glenview Terrace Nursing Center		3			3
SSM HEALTH ST LOUIS MICROBIOLOGY LABORATORY		1	2	67%	3
HOCHBERG LOWER SCHOOL		3			3
WINDSOR AT OCALA		2	1	33%	3
CAPTIAL REGIONAL MEDICAL CENTER			3	100%	3

COVID-19: testing by laboratory

Data through Apr 19, 2021 verified as of Apr 20, 2021 at 09:25 AM

Data in this report are provisional and subject to change.

The numbers in the table below represent the number of Florida and non-Florida residents for whom test results were received by the Department of Health. A person can be tested by more than one laboratory and can have both positive and negative results. **Therefore, the sum of the numbers in each column will be larger than the total number of people tested.**

Reporting lab	Inconclusive	Negative	Positive	Percent positive	Total
EASTERN NEW MEXICO MEDICAL CENTER		3			3
ATLANTIS OUTPATIENT CENTER		3			3
PREMIER CLINICAL RESEARCH INSTITUTE INC			3	100%	3
CVS MO8555POCT KANSAS CITY		3			3
FLORIDA LABORATORY ANALYSIS, LLC			3	100%	3
DEBORAH HEART AND LUNG CENTER		3			3
JACKSONVILLE VA OPC			3	100%	3
MINUTECLINIC DIAGNOSTIC MEDICAL		3			3
CVS MI8091POCT FRASER		2	1	33%	3
SOUTH COUNTY MENTAL HEALTH CENTER INC			3	100%	3
CVS MO5727POCT PLATTE CITY		3			3
SEMINOLE FAMILY HEALTH CENTER		3			3
FLORIDA HOSPITAL LABORATORIES		3			3
BAYSTATE MEDICAL CENTER		1	2	67%	3
ST. PETERSBURG PEDIATRICS- 38TH AVENUE			3	100%	3
CVS IL2798POCT CHICAGO		1	2	67%	3
CVS PHARMACY INC DBA CVS/PHARMACY #10908		3			3
AFC URGENT CARE/FARRAGUT			3	100%	3
Kroger 387 - The Little Clinic Hubbards Lane		3			3
MEDICAL SERVICES OF AMERICA HOME HEALTH		3			3
BROOKDALE LAKE MARY			3	100%	3
FELICIDAD MEDICAL CENTER INC			3	100%	3
CONCENTRA - ORLANDO SOUTH II		3			3
TAMPA		1	2	67%	3
MEMORIAL HERMANN			3	100%	3
NEBRASKA DEPARTMENT OF HEALTH AND HUMAN SERVICES			3	100%	3
CVS OH6167POCT ASHLAND		3			3
NAVAL HOSPITAL CAMP PENDLETON			3	100%	3
THE DOCTOR'S OFFICE OF WEST CALDWELL		3			3
ASPIRUS WAUSAU HOSPITAL			3	100%	3
ORLANDO AIRPORT DIALYSIS		3			3
CANOPY PEDIATRICS		3			3
KIDSVILLE PEDIATRICS IV PA		1	2	67%	3
COVANCE CLS			3	100%	3
RIVERSIDE METHODIST HOSPITAL LAB			3	100%	3
ADVENTHEALTH MEDICAL GROUP PEDIATRICS AT APOPKA		3			3
MEDEXPRESS URGENT CARE-WILKINS TOWNSHIP, WILLIAM PENN HIGHWAY		3			3
ISLAND NURSING HOME		2	1	33%	3
INSPIRA MEDICAL CENTER VINELAND LAB		2	1	33%	3
Concordia Village of Tampa			3	100%	3
OHIO DEPARTMENT OF HEALTH LABORATORY		2	1	33%	3
ADVICE FOR OPTIMAL WELLNESS, INC			3	100%	3
EAST NAPLES PEDIATRICS			3	100%	3
CVS IL2297144CV CHICAGO		3			3
MEDEXPRESS URGENT CARE-CHIPPEWA		2	1	33%	3
RAPID CITY RUGENT CARE			3	100%	3
TIEHH BIOTERRORISM RESPONSE LAB			3	100%	3

COVID-19: testing by laboratory

Data through Apr 19, 2021 verified as of Apr 20, 2021 at 09:25 AM

Data in this report are provisional and subject to change.

The numbers in the table below represent the number of Florida and non-Florida residents for whom test results were received by the Department of Health. A person can be tested by more than one laboratory and can have both positive and negative results. **Therefore, the sum of the numbers in each column will be larger than the total number of people tested.**

Reporting lab	Inconclusive	Negative	Positive	Percent positive	Total
BROADWAY HEALTH FLORIDA MEDICAL CLINIC URGENT CARE			3	100%	3
CCRX OF NORTH CAROLINA, LLC		2	1	33%	3
EASTSIDE MEDICAL CENTER		3			3
CVS MA1945POCT HANOVER		3			3
LEESBURG COMMUNITY HEALTH CENTERS			3	100%	3
CVS NE8616POCT LINCOLN		1	2	67%	3
PANCARE HEALTH - FRANKLIN CO			3	100%	3
Kroger 388 - The Little Clinic Braelinn Village		3			3
Englewood Health and Rehab			3	100%	3
CVS NC2749POCT CONCORD		3			3
SPRING LAKE REHABILITATION CENTER			3	100%	3
CLEARWATER		2	1	33%	3
MINUTECLINIC, LLC #05891		2	1	33%	3
DOCTORS HOSPITAL RENAISSANCE			3	100%	3
CVS TN7144POCT BARTLETT		3			3
OPTUM PRIMARY CARE - SILVER LAKES			3	100%	3
CORTLAND COUNTY HEALTH DEPARTMENT		3			3
HILLVIEW LABORATORY			3	100%	3
HUMC		1	2	67%	3
GREATER MOBILE URGENT CARE – SPRINGHILL			3	100%	3
FREDERICK MEMORIAL HOSPITAL			3	100%	3
BEEBE MEDICAL CENTER LABORATORY		3			3
EVENING PEDIATRICS INC		1	2	67%	3
ANN STORCK CENTER INC		3			3
CVS IL3163POCT OAK PARK		3			3
FOUR WINDS BEHAVIORAL HEALTH		3			3
RCA LABORATORY SERVICES LLC			3	100%	3
MERCY HEALTH			3	100%	3
ADVENTHEALTH MEDICAL GROUP ADULT AND SENIOR HEALTH			3	100%	3
MEDEXPRESS URGENT CARE - WHEELING		2	1	33%	3
MEMORIAL HERMANN CONSOLIDATED LABORATORY SERVICES			3	100%	3
VICAR'S LANDING NURSING HOME		2	1	33%	3
PREMIER MOBILE HEALTH SERVICES, LLC		1	2	67%	3
CHILDREN'S HEALTHCARE OF ATLANTA		3			3
SISD EMPLOYEE HEALTH CLINIC			3	100%	3
CGH MEDICAL CENTER			3	100%	3
Birchaven		3			3
HELIX LW UC		1	2	67%	3
TMH PHYSICIAN PARTNERS BLOUNTSTOWN			3	100%	3
FRESENIUS KIDNEY CARE			3	100%	3
YORK HOSPITAL - LABORATORY			3	100%	3
SIGNATURE CARE PFLUGERVILLE			3	100%	3
Lakeview Village		3			3
ADRIANA M CASTRO MD PA		3			3
MARRA'S PHARMACY		3			3
CVS KY2332POCT GEORGETOWN		2	1	33%	3
MEDFUSION		2	1	33%	3

COVID-19: testing by laboratory

Data through Apr 19, 2021 verified as of Apr 20, 2021 at 09:25 AM

Data in this report are provisional and subject to change.

The numbers in the table below represent the number of Florida and non-Florida residents for whom test results were received by the Department of Health. A person can be tested by more than one laboratory and can have both positive and negative results. **Therefore, the sum of the numbers in each column will be larger than the total number of people tested.**

Reporting lab	Inconclusive	Negative	Positive	Percent positive	Total
MEDEXPRESS URGENT CARE, HERMITAGE		1	2	67%	3
ALOHA HOME CARE LLC DBA ACCENTCARE HOME HEALTH OF		3			3
EVERGREEN WOODS HEALTH & REHAB CENTER		2	1	33%	3
WYOMING DEPT OF HEALTH			3	100%	3
WOODMARK AT UPTOWN ASSISTED LIVING		3			3
MIDWAY SPECIALTY CARE RX LLC		1	2	67%	3
MEDEXPRESS URGENT CARE - CHERRY HILL		3			3
Medilodge of Montrose		3			3
TEMPUS_LABS			3	100%	3
HAMILTON MEDICAL CENTER LABORATORY		1	2	67%	3
EMERALD TRACE		3			3
CVS NV8784POCT LAS VEGAS		2	1	33%	3
MINUTECLINIC, LLC #07876		2	1	33%	3
MEDIC INFUSION PA		3			3
CHILDREN'S HEALTHCARE OF ATLANTA AT EG		3			3
GUTHRIE CORNING HOSPITAL LABORATORY		3			3
NHC DICKSON		3			3
MEDEXPRESS URGENT CARE - CEDAR KNOLLS		3			3
AFFORDABLE PRIMARY CARE LLC		3			3
ERIE COUNTY PUBLIC HEALTH CLINICAL		3			3
MAYO CLINIC BEACHES PRIMARY CARE CTR		3			3
BOLING, STEPHANIE		3			3
PIEDMONT ROCKDALE HOSPITAL		2	1	33%	3
PARKLAND HEALTH & HOSPITAL			3	100%	3
PENSACOLA MEDICAL CLINIC LLC			3	100%	3
ROYAL PALM RETIREMENT CENTRE		3			3
NEW GEN LABS			3	100%	3
NORTHERN LIGHT LABORATORY		1	2	67%	3
MEDEXPRESS URGENT CARE - DANVILLE		3			3
TAMPA INTERNATIONAL AIRPORT			3	100%	3
YATES COUNTY PUBLIC HEALTH		3			3
ADVENT HEALTH MEDICAL GROUP FAMILY MEDICINE			3	100%	3
CVS AZ7841POCT TUCSON		3			3
COASTAL SKIN SURGERY AND DERMATOLOGY PL		3			3
NORTHCREST MEDICAL CENTER		1	2	67%	3
CVS TX19POCT SPRING		3			3
UNIVERSITY URGENT CARE			3	100%	3
MEDEXPRESS URGENT CARE - WEXFORD		3			3
CVS MO10151POCT SPRINGFIELD		2	1	33%	3
CVS OH6164POCT DELAWARE		3			3
MID FLORIDA CLINICAL LABORATORY		2	1	33%	3
GARCIA MORALES NELSON			3	100%	3
UNITY HEALTH AND REHABILITATION CENTER			3	100%	3
VIRGINIA DEPARTMENT OF HEALTH DIVISION OF			3	100%	3
MEDEXPRESS URGENT CARE-SELINGSGROVE		2	1	33%	3
PRISMA HEALTH MIDLANDS			3	100%	3
EXETER HOSPITAL		3			3

COVID-19: testing by laboratory

Data through Apr 19, 2021 verified as of Apr 20, 2021 at 09:25 AM

Data in this report are provisional and subject to change.

The numbers in the table below represent the number of Florida and non-Florida residents for whom test results were received by the Department of Health. A person can be tested by more than one laboratory and can have both positive and negative results. **Therefore, the sum of the numbers in each column will be larger than the total number of people tested.**

Reporting lab	Inconclusive	Negative	Positive	Percent positive	Total
TUFTS MEDICAL CENTER			3	100%	3
JUPITER INTERNAL MEDICINE AND ASSOCIATES			3	100%	3
HARBOUR'S EDGE		2	1	33%	3
CARESPOT-WELLINGTON			3	100%	3
HOUSTON METHODIST HOSPITAL			3	100%	3
CVS IL8753POCT CHICAGO		3			3
OHIO HEALTH DOCTORS HOSPITAL			3	100%	3
MINUTECLINIC DIAGNOSTIC OF WISCONSIN,		3			3
GYN PATH SERVICES			3	100%	3
HOLY CITY MED URGENT CARE			3	100%	3
TARRANT COUNTY PUBLIC HEALTH		3			3
FLORIDA HOSPITAL PHYSICIANS GROUP		1	2	67%	3
KISSIMMEE URGENT CARE		3			3
MEDEXPRESS URGENT CARE - JEANNETTE		3			3
WHOLE CHILD PEDIATRICS			3	100%	3
CARENOW-ATASCOCITA			3	100%	3
AFC URGENT CARE GUNBARREL			3	100%	3
CVS IL4778POCT EVANSTON		3			3
BOONES CREEK URGENT CARE		1	2	67%	3
BAYSHORE MEDICAL CENTER LABORATORY		3			3
NORTH NAPLES HOSPITAL RESPIRATORY THERAPY DEPARTMENT			3	100%	3
CVS NE5714POCT OMAHA		2	1	33%	3
CVS AZ7075POCT CHANDLER		3			3
BAPTIST OUTPATIENT SERVICES			3	100%	3
SUMMIT MEDICAL GROUP - WEST ORANGE		3			3
FAMILY TREE MEDICAL GROUP PA		2	1	33%	3
THE OASIS BEACHSIDE		3			3
LIVINGSTON COUNTY DEPT OF HEALTH REPRO			3	100%	3
LEGACY ER AND URGENT CARE			3	100%	3
PARRISH MEDICAL CENTER-WAIVED TESTING		3			3
NORTH SHORE HOSP. INFECTION CONTROL			3	100%	3
CVS MA920POCT CLINTON		3			3
Medilodge of Alpena		3			3
ACCESS LABORATORIES LLC			3	100%	3
ALLIANCE LABS @LRMC			3	100%	3
CVS TX7156POCT RICHARDSON		3			3
NATIONAL JEWISH HEALTH			3	100%	3
MINUTECLINIC DIAGNOSTIC OF OHIO #6192		3			3
OPENTRONS PRL		2	1	33%	3
FAMILY FIRST PEDIATRICS			3	100%	3
MCGUFFEY HEALTH CARE CENTER INC		3			3
Kroger 571 - The Little Clinic Hendersonville		1	2	67%	3
CVS NC7548POCT FUQUAY VARINA		2	1	33%	3
CAREHERE LLC			3	100%	3
NEW YORK STATE DEPARTMENT OF HEALTH		1	2	67%	3
Michael J Crescenzi VA Outpatient Dialysis Center		3			3
CARTERSVILLE MEDICAL CENTER		1	2	67%	3

COVID-19: testing by laboratory

Data through Apr 19, 2021 verified as of Apr 20, 2021 at 09:25 AM

Data in this report are provisional and subject to change.

The numbers in the table below represent the number of Florida and non-Florida residents for whom test results were received by the Department of Health. A person can be tested by more than one laboratory and can have both positive and negative results. **Therefore, the sum of the numbers in each column will be larger than the total number of people tested.**

Reporting lab	Inconclusive	Negative	Positive	Percent positive	Total
DASCENA LAB			3	100%	3
SUPER HEALTH PHARMACY LLC		3			3
URGENT DOC - URGENT CARE CLINIC			3	100%	3
CVS CA9492POCT YORBA LINDA		3			3
ACCESS HEALTH CARE		2	1	33%	3
HOUSTON MEDICAL CENTER			3	100%	3
VIRTUA MEMORIAL HOSPITAL BURLINGTON COUNTY		1	2	67%	3
BASCOM PALMER EYE INSTITUTE			3	100%	3
2412 LEBANON PIKE		2	1	33%	3
GONZALEZ MD AND ASWAD MD HEALTH SERVICES			3	100%	3
ADVANCE FAMILY PRACTICE LLC			3	100%	3
CVS AZ7263POCT PHOENIX		3			3
CVS OH2486POCT NILES		1	2	67%	3
Bainbridge Health and Rehab		3			3
Glenis Dr VA Outpatient Clinic		2	1	33%	3
PRIMARY CARE CENTER OF LAKE CITY, THE			3	100%	3
RIGHT AT HOME			3	100%	3
CVS TX7825POCT FRISCO		2	1	33%	3
CAMPAZZI CONCIERGE MEDICAL SERVICES		2	1	33%	3
CORMEUM LAB SERVICES, LLC			3	100%	3
UC CORAL GABLES		1	2	67%	3
OLYMPUS HEALTH AND PERFORMANCE			3	100%	3
MANATEE URGENT CARE LLC			3	100%	3
CARECENTER PHARMACY, LLC		3			3
LEE MEMORIAL HOSPITAL BLOOD GAS LAB			3	100%	3
MINUTECLINIC DIAGNOSTIC OF NEVADA-9586		2	1	33%	3
Greystone Health Care Center		3			3
PATHOLOGY REFERENCE LAB LLC			3	100%	3
MEDEXPRESS-HOUSTON EAST FWY		1	2	67%	3
AVALON MEDICAL GROUP		1	2	67%	3
MARLBORO URGENT CARE		3			3
Cleveland Clinic Weston			3	100%	3
MEDEXPRESS URGENT CARE-ARLINGTON		2	1	33%	3
HEALTH AND WELLNESS URGENT CARE LLC			3	100%	3
NOVA SOUTHEASTERN UNIVERSITY		2	1	33%	3
HELGEMO & LIOU PEDIATRICS			3	100%	3
EAST TENNESSEE CHILDREN'S HOSPITAL		2	1	33%	3
FAMILY CARE SPECIALISTS OF ORLANDO			3	100%	3
SCIENTIFIC LABORATORY DIVISION			3	100%	3
NORTH DAKOTA DEPT OF HEALTH MICROBIOLOGY		1	2	67%	3
St. Josephs Hospital		1	2	67%	3
NORTHWELL HEALTH			3	100%	3
MINUTECLINIC DIAG OF IND, LLC #6908		3			3
NEXTCARE WYOMING LLC			3	100%	3
WALGREENS #11329		3			3
SCHIFF CENTER FOR LIVER DISEASES		1	2	67%	3
MEDICAL CENTER OF THE ROCKIES			3	100%	3

COVID-19: testing by laboratory

Data through Apr 19, 2021 verified as of Apr 20, 2021 at 09:25 AM

Data in this report are provisional and subject to change.

The numbers in the table below represent the number of Florida and non-Florida residents for whom test results were received by the Department of Health. A person can be tested by more than one laboratory and can have both positive and negative results. **Therefore, the sum of the numbers in each column will be larger than the total number of people tested.**

Reporting lab	Inconclusive	Negative	Positive	Percent positive	Total
MANORCARE NURSING & REHABILITATION CENTER-NAPLES		3			3
VALHALLA MEDICS		3			3
CVS NJ1927POCT GREEN BROOK		3			3
SOUTHEASTERN IMMEDIATE CARE- MILLEDGEVILLE GA			3	100%	3
TMH REHABILITATION CENTER		3			3
Hackensack Univ Medical Center At Pasc		2	1	33%	3
Good Samaritan Society - Fairfield Glade		3			3
LAHEY CLINIC MEDICAL CENTER			3	100%	3
CUMBERLAND MEDICAL CENTER INC		3			3
CVS IL2788POCT BUFFALO GROVE		3			3
NC STATE LABORATORY OF PUBLIC HEALTH		3			3
LUCID LABORATORY SERVICES		3			3
HELIX URGENT CARE			3	100%	3
Gracemore Nursing and Rehab		3			3
MEDEXPRESS URGENT CARE - RICHMOND, W BROAD ST		3			3
MEDEXPRESS URGENT CARE - LITTLE ROCK		2	1	33%	3
CABELL HUNTINGTON HOSPITAL CLINICAL LAB			3	100%	3
PEDIATRICS BY THE SEA JOG RD OFFICE			3	100%	3
BAPTIST PRIMARY CARE, INC.		2	1	33%	3
LINCOLN MEDICAL CENTER		3			3
ESCO DRUG CO INC		3			3
NEBRASKA MEDICAL CENTER			3	100%	3
MEDEXPRESS URGENT CARE-CLOQUET		3			3
MEDEXPRESS URGENT CARE-BLOOMFIELD AVEN		2	1	33%	3
SOUTH LAKE FAMILY HEALTH CENTER			3	100%	3
SOUTHEAST GEORGIA HEALTH SYSTEM BRUNS		3			3
SUNDALE NURSING HOME		3			3
NORTHEAST FLORIDA INTERNAL MEDICINE PA		3			3
MEDEXPRESS URGENT CARE - ROCKAWAY		3			3
LEXINGTON MEDICAL CENTER		1	2	67%	3
MEDEXPRESS URGENT CARE, HANOVER		2	1	33%	3
SAVANNAH COVE		3			3
WEST TN HEALTH MED NORTH		3			3
AZALEALAND NURSING HOME		3			3
TERRACE OF ST CLOUD, THE		2	1	33%	3
Grandview Health Care Center		3			3
STRINGFELLOW MEMORIAL HOSPITAL		3			3
WELLSTAR URGENT CARE SHALLOWFORD		1	2	67%	3
PEDIATRICS AND ADOLESCENT MEDICINE		2	1	33%	3
VIRGINIA DIVISION OF CONSOLIDATED LABORATORIES			3	100%	3
GREENTREE MEDICAL CENTER			3	100%	3
CVS KS676POCT LAWRENCE		2	1	33%	3
Broadview Multi-Care Center		3			3
JERSEY IRISH MEDICAL (DBA AFC URGENT C		2	1	33%	3
MEDEXPRESS URGENT CARE - TOPEKA, SW WANAMAKER RD		3			3
VA PRIMARY CARE ANNEX			3	100%	3
MUNSON MEDICAL CENTER			3	100%	3

COVID-19: testing by laboratory

Data through Apr 19, 2021 verified as of Apr 20, 2021 at 09:25 AM

Data in this report are provisional and subject to change.

The numbers in the table below represent the number of Florida and non-Florida residents for whom test results were received by the Department of Health. A person can be tested by more than one laboratory and can have both positive and negative results. **Therefore, the sum of the numbers in each column will be larger than the total number of people tested.**

Reporting lab	Inconclusive	Negative	Positive	Percent positive	Total
SENTARA NORFOLK GENERAL HOSPITAL CENTRAL LAB			3	100%	3
VA OUTPATIENT CLINIC-NEW PORT RICHEY			3	100%	3
CORNERSTONE DRUG AND GIFT INC		3			3
AMI ST FRANCIS HOSPITAL LABORATORY		2	1	33%	3
WALGREENS # 09788		3			3
COMMUNICABLE DISEASE CONTROL/PUBLIC HEALTH EMERGENCY PREPAREDNESS			3	100%	3
MEDEXPRESS URGENT CARE - HACKETTSTOWN		2	1	33%	3
PICHARDO CLINIC, THE		1	2	67%	3
PUBLIC HEALTH TRUST OF MIAMI DADE COUNTY			3	100%	3
CTRS			3	100%	3
MURFREESBORO MEDICAL CLINIC		3			3
WALGREENS NO 19542		3			3
MARYLAND STATE DEPT OF HEALTH	2		1	33%	3
MINUTECLINIC DIAGNOSTIC OF VIRGINIA, LLC #392		3			3
UVA HEALTH SYSTEM MEDICAL LABORATORIES			3	100%	3
CVS TX2876POCT PROSPER		3			3
LAURELLWOOD NURSING CENTER		1	2	67%	3
MINUTECLINIC DIAGNOSTIC OF PA LLC		3			3
EXPEDIAN URGENT CARE			3	100%	3
NASON HOSPITAL			3	100%	3
Granville Center	1	2			3
AKRON GENERAL MEDICAL CENTER MAIN		3			3
TRICORE REFERENCE LABORATORY		1	1	50%	2
CVS MA2125POCT NATICK		1	1	50%	2
CVS NC3514POCT STANLEY		2			2
CQUENTIA NGS, LLC			2	100%	2
PALMETTO BAY MEDICAL CENTER		1	1	50%	2
GOLDSTEIN			2	100%	2
NEWTON MEMORIAL HOSPITAL		2			2
VAULT HEALTH			2	100%	2
FASTCARE LLC			2	100%	2
COOPER CLINIC			2	100%	2
FHCP ASC - ORANGE CITY			2	100%	2
KAISER SUNNYSIDE MEDICAL CTR LAB		2			2
Lenawee Medical Care Facility		2			2
ASANTE ROGUE REGIONAL MEDICAL CENTER L		2			2
EVERYBODY'S FAMILY CLINIC		2			2
MEDEXPRESS URGENT CARE - BENTON		2			2
HEALTH PARTNERS REGIONAL HOSPITAL			2	100%	2
Crowne Health Care of Mobile		2			2
US LABS		2			2
AHC Humboldt		2			2
WELLSTAR DOUGLAS HOSPITAL LABORATORY		2			2
John L. McClellan Memorial Veterans Hospital		2			2
GREEN POINT RX INC DBA ALTRU CHEMISTS		2			2
PRIMACARE MEDICAL LAKEWOOD			2	100%	2
MINUTECLINIC LLC #5010		2			2

COVID-19: testing by laboratory

Data through Apr 19, 2021 verified as of Apr 20, 2021 at 09:25 AM

Data in this report are provisional and subject to change.

The numbers in the table below represent the number of Florida and non-Florida residents for whom test results were received by the Department of Health. A person can be tested by more than one laboratory and can have both positive and negative results. **Therefore, the sum of the numbers in each column will be larger than the total number of people tested.**

Reporting lab	Inconclusive	Negative	Positive	Percent positive	Total
CROSSROADS URGENT CARE DBA URGENT TEA		2			2
DOCTORS MEDICAL CTR OF WALTON COUNTY			2	100%	2
NORTH MCALLEN PEDIATRIC CENTER			2	100%	2
SALEM VAMC		2			2
TMH EC NORTHEAST LABORATORY			2	100%	2
NORTON IMMEDIATE CARE CENTER - PRESTON			2	100%	2
UNITED MEMORIAL MEDICAL CENTER			2	100%	2
ORLANDO LUTHERAN TOWERS		1	1	50%	2
Green Mountain Nursing and Rehabilitation		2			2
EASTLAKE MEDICAL CENTER		2			2
Providence of Sparta Health and Rehabilitation		2			2
FAMILY URGENT CARE		2			2
RIVERVIEW MEDICAL CLINIC		2			2
HOME ACCESS HEALTH			2	100%	2
PRECISION DIAGNOSTIC INC		2			2
441 URGENT CARE-MULBERRY			2	100%	2
STAGES OF LIFE MEDICAL INSTITUTE			2	100%	2
AL MANI HEALTH INSTUTUTE		2			2
MAIN STREET MEDICAL CENTERS		2			2
PALMETTO FAMILY HEALTH CENTER			2	100%	2
MEMORIAL HERMANN HOSPITAL			2	100%	2
ALL PEDIATRIC CARE PA			2	100%	2
UMASS MEMORIAL MEDICAL CENTER, INC		1	1	50%	2
NEMOURS CHILDRENS PRIMARY CARE			2	100%	2
NORTHSIDE FAMILY MEDICINE AND URGENT CARE (EAST COBB)		2			2
INTERNAL MEDICINE SPECIALISTS MEDICAL GROUP, PA		2			2
ASANTE THREE RIVERS MEDICAL CENTER LAB		2			2
UNIVERSITY OF MN MEDICAL CENTER EAST CAMPUS			2	100%	2
Manorcare Health Services - Williamsport South		2			2
METHODIST MANSFIELD MEDICAL CENTER			2	100%	2
MEDLOGIC, LLC		2			2
BERNHARDT LABORATORIES INC			2	100%	2
SOUTHSIDE FAMILY MEDICAL		2			2
AUSTIN REGIONAL CLINIC MICROBIOLOGY LAB			2	100%	2
ASPIRUS RIVERVIEW HOSPITAL & CLINICS INC		1	1	50%	2
MEDERI CARETENDERS		1	1	50%	2
GULFCOAST JEWISH FAMILY			2	100%	2
AMERICAN RESEARCH CENTERS OF FLORIDA			2	100%	2
LIBERTY HEALTH CENTER			2	100%	2
GULF COAST REGIONAL MEDICAL CARE		2			2
Kroger 096 - The Little Clinic Orchard and Holly		2			2
BAYFRONT CARDIOVASCULAR ASSOCIATES		1	1	50%	2
MEDEXPRESS URGENT CARE - DERBY N ROCK		2			2
QUALITY URGENT CARE CENTER		1	1	50%	2
Kroger 549 - The Little Clinic Clinton Highway		2			2
PEACE RIVER MEDICAL CENTER		2			2
UNIVERSTIY OF ILLINOIS HOSPITAL			2	100%	2

COVID-19: testing by laboratory

Data through Apr 19, 2021 verified as of Apr 20, 2021 at 09:25 AM

Data in this report are provisional and subject to change.

The numbers in the table below represent the number of Florida and non-Florida residents for whom test results were received by the Department of Health. A person can be tested by more than one laboratory and can have both positive and negative results. **Therefore, the sum of the numbers in each column will be larger than the total number of people tested.**

Reporting lab	Inconclusive	Negative	Positive	Percent positive	Total
VELOCITY URGENT CARE			2	100%	2
ManorCare Health Services Peters Township		2			2
MED-LAKE LABORATORY, LLC			2	100%	2
The Palms Nursing and Rehabilitation		1	1	50%	2
Kroger 853 - The Little Clinic East Broad Street		2			2
SPRINGHILL SENIOR RESIDENCE		2			2
SOUTHERN BREEZE HEALTHCARE		1	1	50%	2
TMH PHYSICIAN PARTNERS MONTICELLO		1	1	50%	2
Chatham Nursing and Rehab Center		2			2
FLORIDA MEDICAL CLINIC, LLC			2	100%	2
CVS IN6611POCT INDIANAPOLIS		1	1	50%	2
POMERENE HOSPITAL			2	100%	2
87TH MEDICAL GROUP - MCGUIRE AMBULATORY CARE FACILITY		2			2
OAKMONT OF UNION SC, LLC		2			2
ATHENA CARE RESOURCES LLC		2			2
HOPE HEALTH & WELLNESS		2			2
CVS MN663POCT APPLE VALLEY		2			2
VILLAGES HEALTH SYSTEM, LLC, THE			2	100%	2
CARINGPLUS HOMECARE LLC		1	1	50%	2
MOBILE COUNTY HEALTH DEPARTMENT		1	1	50%	2
INA		1	1	50%	2
SIGNAL DIAGNOSTICS DBA FLOWHEALTH LABS			2	100%	2
GASTROENTEROLOGY ASSOCIATES			2	100%	2
UT AUSTIN UNIVERSITY HEALTH SERVICES			2	100%	2
CONWAY MEDICAL CENTER			2	100%	2
FLAGLER HOME CARE			2	100%	2
DELRAY BEACH HEALTH DEPT LAB			2	100%	2
NORTHWEST MEDICAL CENTER LABORATORY		2			2
U OF MIAMI MILLER SCHOOL OF MEDICINE			2	100%	2
SAMARITAN PACIFIC COMMUNITIES HOSPITAL		2			2
SOUTHEAST GEORGIA HEALTH SYSTEM			2	100%	2
ST. JOSEPH REGIONAL MEDICAL CENTER			2	100%	2
Walgreens #10207		2			2
PINARD HOME HEALTH SERVICES INC			2	100%	2
SPECTRUM HEALTH			2	100%	2
WELLMED AT SOUTH STUART		2			2
CHRISTIAN REST HOME ASSOC		2			2
COMPLETE HEALTH MEDICAL CENTER			2	100%	2
OMEGA RESEARCH CONSULTANTS			2	100%	2
VALLEY MEDICAL LABORATORY			2	100%	2
FLORIDA DEPARTMENT OF HEALTH IN LEE COUNTY		1	1	50%	2
Good Samaritan Society-Blackduck		1	1	50%	2
DIVERSE MEDICAL CARE LLC			2	100%	2
GALEN BAYLOR EXTENSION		2			2
RENE F CEDENO DMD PA		2			2
SPECIALTY LABORATORIES			2	100%	2
COLUMBIA COTTAGE		2			2

COVID-19: testing by laboratory

Data through Apr 19, 2021 verified as of Apr 20, 2021 at 09:25 AM

Data in this report are provisional and subject to change.

The numbers in the table below represent the number of Florida and non-Florida residents for whom test results were received by the Department of Health. A person can be tested by more than one laboratory and can have both positive and negative results. **Therefore, the sum of the numbers in each column will be larger than the total number of people tested.**

Reporting lab	Inconclusive	Negative	Positive	Percent positive	Total
MEMORIAL HOSPITAL WEST			2	100%	2
BEAUFORT MEMORIAL			2	100%	2
LAB PLUS, LLC			2	100%	2
ADVENT HEALTH - OWASA			2	100%	2
NEW YORK CITY CENTRAL COVID			2	100%	2
STEWART ST ELIZABETH MEDICAL CENTER			2	100%	2
BENEVA LAKES ASSISTED LIVING CENTER			2	100%	2
PHYSICIANS PREMIER			2	100%	2
APPLECARE VALDOSTA			2	100%	2
MEDEXPRESS URGENT CARE - LINCOLN VILLA		2			2
MC MEDICAL			2	100%	2
Advanced Rehabilitation and Healthcare of Wichita Falls		2			2
TRINITY DIALYSIS			2	100%	2
Cortland Acres Association		2			2
VISITING PHYSICIANS OF THE TREASURE COAST LLC			2	100%	2
CVS OH2540POCT HILLIARD		2			2
HMH HOSPITALS CORPORATION		2			2
BAPTIST HOSPITAL PRIMARY CARE GULF BREEZE			2	100%	2
ST ANTHONY COMMUNITY HOSPITAL LAB		1	1	50%	2
MEDCARE		2			2
THE CLUB AT BOYNTON BEACH, LLC			2	100%	2
MARIANNA CBOC		2			2
HAMILTON COUNTY HEALTH DEPARTMENT		2			2
ASSOCIATES IN INTERNAL MEDICINE PA			2	100%	2
MIDDLEBURG VA CBOC		2			2
MEDPOST - NORTH DALLAS			2	100%	2
LABRADOR PRIMARY CARE CENTER			2	100%	2
CARE ATC ARLINGTON CENTRAL PARK		2			2
CENTRAL FLORIDA FAMILY HEALTH CENTER		2			2
SACRED HEART HOSPITAL ON THE EMERALD			2	100%	2
CVS OH3980POCT KENT		2			2
ONSLOW COUNTY HEALTH DEPARTMENT			2	100%	2
MY PHARMACY			2	100%	2
PHYSICIANS LABORATORY SERVICES			2	100%	2
PBSO HEALTH AND WELLNESS CENTER			2	100%	2
OAKMONT EAST- GREENVILLE SC, LLC		2			2
Kroger 407 - The Little Clinic Lexington		1	1	50%	2
UNITY LONGPOND		2			2
Alden Terrace of McHenry			2	100%	2
JERSEY IRISH MEDICAL		2			2
Kroger 127 - The Little Clinic Lakewood-Alameda		2			2
CVS TX7151POCT HUMBLE		2			2
MISSION HOSPITAL REGIONAL MEDICAL CENTER			2	100%	2
MEDEXPRESS URGENT CARE - WICHITA, N MAIZE RD		1	1	50%	2
MEASE MANOR MEMORY CARE		2			2
DOCTOR'S IN-HOUSE LAB/COMMUNITY HEALTH CENTERS OF PINELLAS – JOHNNIE R			2	100%	2
PEDIATRIC HEALTH CARE		1	1	50%	2

COVID-19: testing by laboratory

Data through Apr 19, 2021 verified as of Apr 20, 2021 at 09:25 AM

Data in this report are provisional and subject to change.

The numbers in the table below represent the number of Florida and non-Florida residents for whom test results were received by the Department of Health. A person can be tested by more than one laboratory and can have both positive and negative results. **Therefore, the sum of the numbers in each column will be larger than the total number of people tested.**

Reporting lab	Inconclusive	Negative	Positive	Percent positive	Total
SENDER RETREAT ADULT DAY CARE CENTERS			2	100%	2
SIMMONS			2	100%	2
MERCY MEDICAL CENTER INC		1	1	50%	2
Luther Acres Manor		2			2
ROYAL CARE MEDICAL CENTER			2	100%	2
Southern Pines Healthcare Center		1	1	50%	2
CVS MD1490POCT GAITHERSBURG		2			2
VENETIAN GARDENS		2			2
PM PEDIATRICS OF SELDEN, PLLC		2			2
BRANDYWYNE HEALTH CARE CENTER			2	100%	2
GRANDVIEW COLLEGE STUDENT HEALTH CENTE		2			2
EAST CORE LAB			2	100%	2
CITY OF NEW YORK DEPARTMENT OF HEALTH			2	100%	2
GUARDIAN HOME CARE OF CENTRAL GEORGIA		2			2
TEMPLE UNIVERSITY HOSPITAL			2	100%	2
COLD SPRING HILLS CENTER FOR NURSING A		2			2
HOUSTON HEALTH DEPARTMENT - BUREAU OF LABORATORY SERVICES			2	100%	2
Kroger 686 - The Little Clinic Farragut		2			2
LEHIGH MEDICAL AND RESEARCH CENTER, INC			2	100%	2
Jersey City Medical Center		2			2
CVS AZ5892POCT LAVEEN		2			2
VITAL CARE CLINIC, LLC			2	100%	2
Jackson Health Care Facility			2	100%	2
FRASER MEMORIAL HOSPITAL		1	1	50%	2
VIRGINIA DEPT OF HEALTH OFFICE OF EPIDEMIOLOGY			2	100%	2
TWIN LAKES REHAB & HEALTHCARE		2			2
Timber Ridge Health Care Center			2	100%	2
ANDERSON COUNTY HOSPITAL			2	100%	2
SOUTH DAKOTA DEPARTMENT OF HEALTH		2			2
MIRAMAR KIDNEY CENTER		1	1	50%	2
ALCALA PHARMACEUTICALS			2	100%	2
AHC Forest cove		2			2
HANOVER ENDOSCOPY CENTER		2			2
MEDEXPRESS URGENT CARE - VINELAND S MA		2			2
MID-FLORIDA HEMATOLOGY AND ONCOLOGY CENTERS		2			2
WALGREENS NO 10512		1	1	50%	2
MASSACHUSETTS DEPARTMENT OF HEALTH			2	100%	2
SKY LAKES MEDICAL CENTER		2			2
SHERIDAN AT HOBE SOUND, THE			2	100%	2
MINUTECLINIC DIAGNOSTIC OF KANSAS, PC		2			2
Robert Cranfield			2	100%	2
THE RIM URGENT CARE			2	100%	2
NATIONWIDE LABORATORY SERVICES		1	1	50%	2
OSF SAINT FRANCIS MEDICAL CENTER			2	100%	2
Hartwell Health and Rehabilitation		2			2
CVS MA299POCT WORCESTER		2			2
NYU LANGONE HUNTINGTON MEDICAL GROUP		2			2

COVID-19: testing by laboratory

Data through Apr 19, 2021 verified as of Apr 20, 2021 at 09:25 AM

Data in this report are provisional and subject to change.

The numbers in the table below represent the number of Florida and non-Florida residents for whom test results were received by the Department of Health. A person can be tested by more than one laboratory and can have both positive and negative results. **Therefore, the sum of the numbers in each column will be larger than the total number of people tested.**

Reporting lab	Inconclusive	Negative	Positive	Percent positive	Total
WISE HEALTH SYSTEM		1	1	50%	2
LONG, SARAH		1	1	50%	2
HOLY TRINITY PHARMACY LLC		2			2
CVS CA9497POCT IRVINE		2			2
CVS MA41POCT TAUNTON		2			2
HEALTH NETWORK			2	100%	2
MEDEXPRESS URGENT CARE-VINLAND SOUTH		1	1	50%	2
LOWELL GENERAL HOSPITAL			2	100%	2
ACN PHYSICIANS GROUP CORP			2	100%	2
ALABAMA REFERENCE LAB			2	100%	2
Tidelands Health Rehabilitation Hospital			2	100%	2
CREATIVE HEALTH CENTER			2	100%	2
EASTERN NIAGARA HOSPITAL		2			2
ADVENTHEALTH CENTRA CARE POINCIANA			2	100%	2
Manorcare Health Services West Reading North		2			2
Kroger 745 - The Little Clinic Somerset		2			2
CIRRUS DX			2	100%	2
PruittHealth Lakehaven		2			2
CVS MI8287POCT MACOMB		2			2
Kroger 328 - The Little Clinic Henderson Road		2			2
BIONIC TECHNOLOGIES CORPORATION			2	100%	2
KINGSWAY MEDICAL CENTER INC			2	100%	2
HOME CARE PHARMACY OF PALM COAST INC		2			2
EXCUSED ABSENCE PLLC		2			2
MANSFIELD MEDICAL LODGE			2	100%	2
LEGACY ER & URGENT CARE - FRISCO WEST			2	100%	2
SANFORD REGIONAL HOSPITAL WORTHINGTON		2			2
CVS OH3329POCT LAKEWOOD		2			2
MINUTECLINIC MINUTECLINIC #4978		1	1	50%	2
Holiday Retirement Home			2	100%	2
FLORIDA COMMUNITY HEALTH CENTERS, INC.			2	100%	2
ROBINSON FAMILY CLINIC PA			2	100%	2
OCALA REGIONAL KIDNEY CENTER-WEST			2	100%	2
DNA DIAGNOSTICS CENTER		2			2
SHANDS JACKSONVILLE CLINICAL CENTER		1	1	50%	2
STOP URGENT CARE			2	100%	2
Q ALL CARE MEDICAL PC		2			2
MEDAILLE COLLEGE WELLNESS CENTER		2			2
SOUTHEASTERN INSTITUTE OF RESTORATIVE MEDICINE		1	1	50%	2
CVS NC4169POCT FAYETTEVILLE		2			2
EXPRESS CARE WALK-IN CLINIC			2	100%	2
The Friendly Home		2			2
VOLUNTEERS OF AMERICA OF FLORIDA			2	100%	2
WEST HOUSTON MEDICAL CENTER			2	100%	2
NATHAN LITTAUER HOSPITAL LAB		2			2
CVS IN6555POCT BROWNSBURG		2			2
NORTHEAST FLORIDA HEALTH SERVICES, INC DBA FAMILY HEALTH SOURCE			2	100%	2

COVID-19: testing by laboratory

Data through Apr 19, 2021 verified as of Apr 20, 2021 at 09:25 AM

Data in this report are provisional and subject to change.

The numbers in the table below represent the number of Florida and non-Florida residents for whom test results were received by the Department of Health. A person can be tested by more than one laboratory and can have both positive and negative results. **Therefore, the sum of the numbers in each column will be larger than the total number of people tested.**

Reporting lab	Inconclusive	Negative	Positive	Percent positive	Total
ST. ELIZABETH HEALTHCARE			2	100%	2
MEDEXPRESS URGENT CARE - LINCOLN		2			2
DEER'S HEAD CENTER		2			2
VALUE DRUGS BRONXVILLE INC		2			2
WE CARE HOME HEALTH SOLUTIONS LLC			2	100%	2
PTC LABORATORIES			2	100%	2
MCCALLIE SCHOOL-STUDENT HEALTH CENTER		2			2
MINUTECLINIC #1773		2			2
Lynwood		2			2
CVS MA38POCT CHARLTON		2			2
Northport VAMC		2			2
MAYO CLINIC COUMADIN CLINIC LABORATORY		1	1	50%	2
SWEETWATER NURSING CENTER		2			2
DAVENPORT PEDIATRICS CLERMONT			2	100%	2
CVS MO8581POCT BLUE SPRINGS		1	1	50%	2
EDGEWATER RETIREMENT MANOR			2	100%	2
Sanford Health & Rehabilitation			2	100%	2
WOMENS CARE FLORIDA LLC-LABORATORY		2			2
Parkwood in the Pines		2			2
SCHEURER HOSPITAL		2			2
TRIDENT ANTI AGING LLC			2	100%	2
RAPID RESULT CORP LLC		1	1	50%	2
JASPER MEMORIAL HOSPITAL		1	1	50%	2
CORNELIA REDDY URGENT CARE		2			2
ENVOY OF FORK UNION, LLC DBA ENVOY AT THE VILLAGE		2			2
BAPTIST HOSPITAL LABORATORY			2	100%	2
MEDEXPRESS URGENT CARE - ST CLAIR, CLOVER DR.		1	1	50%	2
PLAINS REGIONAL MEDICAL CENTER		2			2
Colonial Manor Nursing and Rehabilitation Center		2			2
AMEDISYS HOME HEALTH OF GREENVILLE			2	100%	2
SCDHEC BUREAU OF LABORATORIES			2	100%	2
Kroger 647 - The Little Clinic Newnan Crossings		1	1	50%	2
FLORIDA SCHOOL FOR THE DEAF & BLIND			2	100%	2
MYKIDZMD PEDIATRICS PLLC		2			2
SUNSHINE PHARMACY		2			2
HCR MANOR CARE SERVICES OF FLORIDA III INC		2			2
IM&P WELLNES CENTER			2	100%	2
PEACEHEALTH CENTRAL		2			2
Buena Vista Care Center		2			2
Warren Center for Rehabilitation and Nursing		2			2
Louis Stokes Cleveland VA - Midtown Dialysis Center		2			2
DALLAS BAPTIST UNIVERSITY - HEALTH SERVICES			2	100%	2
INN AT LAPOSADA,THE			2	100%	2
OUR LADY OF THE LAKE REGIONAL MEDICAL CENTER			2	100%	2
ALVERNO CLINICAL LABORATORIES			2	100%	2
CVS IN6608POCT NEW PALESTINE			2	100%	2
BLOSSOMS ASSISTED LIVING 1 LLC			2	100%	2

COVID-19: testing by laboratory

Data through Apr 19, 2021 verified as of Apr 20, 2021 at 09:25 AM

Data in this report are provisional and subject to change.

The numbers in the table below represent the number of Florida and non-Florida residents for whom test results were received by the Department of Health. A person can be tested by more than one laboratory and can have both positive and negative results. **Therefore, the sum of the numbers in each column will be larger than the total number of people tested.**

Reporting lab	Inconclusive	Negative	Positive	Percent positive	Total
HERNANDO CHILDREN'S			2	100%	2
MEDEXPRESS URGENT CARE - MYLAN			2	100%	2
SYLVAN NURSING			2	100%	2
CVS MA1877POCT NORTON		2			2
AFC URGENT CARE CLEVELAND			2	100%	2
LABTOX LABORATORIES			2	100%	2
Walgreens #9890		2			2
WALGREENS #13605		2			2
MEDEXPRESS URGENT CARE - CONWAY		2			2
MEMORIAL HOSPITAL OF TAMPA			2	100%	2
KJ MEDICAL PRACTICE PC		2			2
CVS IL8744POCT BROOKFIELD		2			2
UMHC HOLLYWOOD LABORATORY			2	100%	2
HAWAII DEPARTMENT OF HEALTH			2	100%	2
CONEMAUGH MEMORIAL MEDICAL CENTER		2			2
HCA HOUSTON ER 24/7			2	100%	2
HEALTH FIRST MEDICAL GROUP			2	100%	2
Kroger 687 - The Little Clinic Sugar Hill		1	1	50%	2
Avanti Wellness and Rehab			2	100%	2
POINTE MEDICAL SERVICES INC			2	100%	2
MANISTEE COUNTY MEDICAL CARE FACILITY		2			2
MOBILE HEALTH LABS LLC			2	100%	2
ROPER HOSPITAL			2	100%	2
BEREA URGENT CARE			2	100%	2
VA Ann Arbor HCS		1	1	50%	2
MEMORIAL HOSPITAL OF SOUTH BEND			2	100%	2
ADVANCED MEDICAL CARE			2	100%	2
TEXAS HEALTH CARE			2	100%	2
OAKBRIDGE TERRACE AT SAE			2	100%	2
MADISON HOSPITAL LABORATORY			2	100%	2
FHPG SURGICAL ASSOCIATES OF EAST PASCO			2	100%	2
DMC UNIVERSITY LABORATORIES		1	1	50%	2
Stillwater Healthcare		2			2
CIGNA GATEWAY			2	100%	2
CHRISTUS SPOHN HOSPITAL			2	100%	2
NLC LABS			2	100%	2
MEDSTAR HARBOR HOSPITAL			2	100%	2
WARE EXPRESS CARE			2	100%	2
CALIFORNIA DIVISION OF COMMUNICABLE DISEASE CONTROL			2	100%	2
Henry County Health and Rehabilitation		2			2
St. Luke's Care Center		2			2
Bethel Lutheran Home		2			2
NSUH AT SYOSSET		2			2
INSPIRE HEALTHCARE CENTER			2	100%	2
MEDEXPRESS URGENT CARE - LODI		2			2
MEASE COUNTRYSIDE HOSPITAL CARDIAC REH			2	100%	2
CITRUS DERMATOLOGY			2	100%	2

COVID-19: testing by laboratory

Data through Apr 19, 2021 verified as of Apr 20, 2021 at 09:25 AM

Data in this report are provisional and subject to change.

The numbers in the table below represent the number of Florida and non-Florida residents for whom test results were received by the Department of Health. A person can be tested by more than one laboratory and can have both positive and negative results. **Therefore, the sum of the numbers in each column will be larger than the total number of people tested.**

Reporting lab	Inconclusive	Negative	Positive	Percent positive	Total
FIRST PREVENTION AND DIALYSIS CENTER LLC			2	100%	2
Harbor House		2			2
Piney Grove Nursing and Rehabilitation Center		2			2
LabCorp of America			2	100%	2
Northpoint Lexington Healthcare		1	1	50%	2
Elba Nursing and Rehabilitation Center, LLC		2			2
BOCA RATON REGIONAL HOSPITAL INC			2	100%	2
JORDAN VALLEY MEDICAL CENTER			2	100%	2
JMC TALLAHASSEE, LLC			2	100%	2
ST. MARY'S MEDICAL CENTER EVANSVILLE, INC			2	100%	2
HIGHLAND PARK LAKEWOOD PRESTON HOLLOW			2	100%	2
MINUTECLINIC DIAG OF IND, LLC #4368		2			2
HELEN HAYES HOSPITAL LABORATORY		2			2
TEXAS REGIONAL ASTHMA & ALLERGY CENTER			2	100%	2
New Jersey Aim At Smg		2			2
EDITH NOURSE ROGERS MEMORIAL VAMC		2			2
ST JOSEPH'S HOSPITAL INC			2	100%	2
MIDDLEBURG PEDIATRICS			2	100%	2
DIAGNOSTIC CLINIC MEDICAL GROUP INC		2			2
WILSON MEMORIAL HOSPITAL			2	100%	2
CENTRAL ARKANSAS VETERANS HEALTHCARE SYSTEM - VETERANS AFFAIRS			2	100%	2
MEDEXPRESS URGENT CARE-MT PLEASANT		1	1	50%	2
MEDICAL CENTER LABORATORY			2	100%	2
DEKALB MEDICAL CENTER LABORATORY			2	100%	2
NORTH SHORE HEMATOLOGY-ONCOLOGY ASSOCIATES		2			2
Garden Isle Healthcare and Rehabilitation Center		2			2
ROCKEFELLER UNIVERSITY CLINICAL GENOMICS LABORATOR		2			2
BIRMINGHAM INTERNAL MEDICINE ASSOCIATE		1	1	50%	2
MAINE CENTER FOR DISEASE CONTROL AND PREVENTION			2	100%	2
PIEDMONT WALTON HOSPITAL		2			2
MIDWAY PRIMARY CARE LLC		2			2
GREEN RIVER MEDICAL CENTER			2	100%	2
VALLEY BAPTIST MEDICAL CENTER: BROWNSVILLE			2	100%	2
WATERS PEDIATRIC CENTER			2	100%	2
PM PEDIATRICS OF BAYSIDE PLLC - BELLER		2			2
OCEAN MEDICAL CENTER		1	1	50%	2
SPRINGS MEDICAL LAB		1	1	50%	2
ABRAKIDABRA PEDIATRIC CLINIC LLC			2	100%	2
ERGENT MED SAINT SIMONS			2	100%	2
EMERALD PARK OF HOLLYWOOD			2	100%	2
AdventHealth Care Center Orlando North			2	100%	2
BAYCARE LABORATORIES			2	100%	2
MEDICAL ASSOCIATES OF BREVARD LLC		1	1	50%	2
NEW YORK CITY DEPARTMENT OF HEALTH			2	100%	2
Cooperstown Center for Nursing and Rehabillitation		2			2
EXCEPTIONAL EMERGENCY CENTER - AMARILLO			2	100%	2
MINUTECLINIC DIAGNOSTICS OF OKLAHOMA		2			2

COVID-19: testing by laboratory

Data through Apr 19, 2021 verified as of Apr 20, 2021 at 09:25 AM

Data in this report are provisional and subject to change.

The numbers in the table below represent the number of Florida and non-Florida residents for whom test results were received by the Department of Health. A person can be tested by more than one laboratory and can have both positive and negative results. **Therefore, the sum of the numbers in each column will be larger than the total number of people tested.**

Reporting lab	Inconclusive	Negative	Positive	Percent positive	Total
BICKERTON, DAWN		2			2
RDX BIOSCIENCE INC			2	100%	2
WOODHILLS LABS			2	100%	2
CPL LABS			2	100%	2
GOSHEN MEDICAL CENTER			2	100%	2
UPS			2	100%	2
First Care Living Center/Essentia Health			2	100%	2
MOORE CLINICAL RESEARCH INC			2	100%	2
STARR CITY OF ROMA COMMUNITY CENTER			2	100%	2
WILCOX MEDICAL CENTER-ALMA COLLEGE		2			2
ROUTE 16 PHARMACY LLC DBA HOLLAND PHAR		2			2
BAYLOR SCOTT & WHITE COMPREHENSIVE WOUND			2	100%	2
HPH HOME CARE		1	1	50%	2
CVS CA8861POCT BUENA PARK		2			2
CVS NV2989POCT NORTH LAS VEGAS		1	1	50%	2
SAWGRASS PEDIATRIC PARTNERS LLC			2	100%	2
ALBUQUERQUE - AMG SPECIALTY HOSPITAL		2			2
MASSENA HOSPITAL LABORATORY		2			2
ADVOCATE SHERMAN HOSPITAL			2	100%	2
PALM MEDICAL CENTER - PLANT CITY□		2			2
CVS NC2559POCT CHARLOTTE		2			2
CORTLAND PARK REHABILITATION AND NURSING CENTER		1	1	50%	2
BAPTIST HOSPITAL INTERNAL MEDICINE GULF BREEZE			2	100%	2
RUST MEDICAL CENTER		2			2
SUNNYSIDE MANOR		2			2
DELRAY BEACH HEALTH CENTER			2	100%	2
NEIGHBORCARE PHARMACY SERVICES		2			2
MEDRITE MEDICAL CARE PC		2			2
Imboden Creek Living Center		2			2
Macon Valley Nursing and Rehabilitation Center		2			2
The Grand Rehabilitation & Nursing Utica		2			2
TAMPA FAMILY HEALTH CENTER		1	1	50%	2
MEDEXPRESS URGENT CARE - LINCOLN N 26T		2			2
MONICE DR.			2	100%	2
Kroger 777 - The Little Clinic Shelbyville		1	1	50%	2
ACCESS MEDICAL GROUP OF TAMPA II, INC		2			2
METHODIST HEALTHCARE - MEMPHIS HOSP		2			2
METHODIST SPECIALTY CARE CENTER		2			2
ONTARIO COUNTY PUBLIC HEALTH		2			2
CVS OH5457POCT POWELL		2			2
A+ URGENT/PRIMARY CARE			2	100%	2
PANCARE HEALTH - SNEADS ELEMENTARY			2	100%	2
DEVLAB, LLC			2	100%	2
UNIVERSITY OF MARYLAND MEDICAL CENTER			2	100%	2
MEDEXPRESS URGENT CARE - BROOKHAVEN		2			2
WALGREENS #09304		1	1	50%	2
PATIENT FIRST-BATTLEFIELD			2	100%	2

COVID-19: testing by laboratory

Data through Apr 19, 2021 verified as of Apr 20, 2021 at 09:25 AM

Data in this report are provisional and subject to change.

The numbers in the table below represent the number of Florida and non-Florida residents for whom test results were received by the Department of Health. A person can be tested by more than one laboratory and can have both positive and negative results. **Therefore, the sum of the numbers in each column will be larger than the total number of people tested.**

Reporting lab	Inconclusive	Negative	Positive	Percent positive	Total
Life Care Center of Elyria		2			2
Kroger 519 - The Little Clinic Georgesville Square		2			2
QUEST DIAGNOSTICS INCORPORATED			2	100%	2
OHSU LABORATORY SERVICES		2			2
MORRIS HALL/ST JOSEPH NURSING CENTER		2			2
Delaware Court Healthcare Center		2			2
MEDEXPRESS URGENT CARE - MARTINSVILLE		2			2
CARESPOT URGENT CARE		1	1	50%	2
Covington Care Nursing and Rehabilitation		2			2
Fairlane Gardens Nursing and Rehab at Reading		2			2
Kroger 477 - The Little Clinic Fort Mitchell		2			2
CROSSROADS			2	100%	2
BAPTIST HOSPITAL OF MIAMI MCI BROWARD LABORATORY			2	100%	2
CVS AZ33POCT TEMPE		2			2
Oakmont of Katy Nursing and Rehabilitation		2			2
Kroger 412 - The Little Clinic Oxford		2			2
CVS AZ5477POCT SURPRISE		2			2
TSALI CARE CENTER		2			2
Van Wert Manor		2			2
APC PEDIATRICS			2	100%	2
Wetumpka Health and Rehab, LLC		2			2
VALUE DRUGS GREENLAWN INC		2			2
MEDEXPRESS - WILMINGTON KIRKWOOD HIGHWAY		2			2
Greystone Nursing and Rehab, LLC			2	100%	2
PREMIER FAMILY CARE I, INC			2	100%	2
SUNCOAST BLOOD BANK			2	100%	2
NEMOURS CHILDREN'S PRIMARY CARE THE VILLAGES		2			2
NEW BRIDGE MEDICAL CENTER		2			2
AYASS BIOSCIENCE LLC			2	100%	2
PM PEDIATRICS OF BAYSIDE PLLC - HOPEWELL JUNCTION		2			2
WALGREENS #15495		1	1	50%	2
BROOKS -TLC HOSPITAL SYSTEM			2	100%	2
ST ANTHONY'S PINELLAS CARE CLINIC			2	100%	2
WELLSTAR PAULDING HOSPITAL		2			2
GOLISANO PEDIATRICS PORT CHARLOTTE HARBOR		2			2
Tuscola County Medical Care Community		2			2
CVS NV5286POCT HENDERSON		2			2
GILA REGIONAL MEDICAL CENTER		2			2
CVS PHARMACY INC DBA CVS/PHARMACY # 10600		2			2
CVS NE2741POCT LA VISTA		2			2
UF KANAPAHA LAB BEAKER		2			2
EXCELTOX LABORATORIES LLC		2			2
VA West Los Angeles Medical Center		2			2
CRAWFORD COUNTY CARE CENTER		2			2
FLORIDA MEDICAL CLINIC IM LUTz			2	100%	2
EXPRESS CARE OF LEESBURG			2	100%	2
IN AND OUT URGENT CARE			2	100%	2

COVID-19: testing by laboratory

Data through Apr 19, 2021 verified as of Apr 20, 2021 at 09:25 AM

Data in this report are provisional and subject to change.

The numbers in the table below represent the number of Florida and non-Florida residents for whom test results were received by the Department of Health. A person can be tested by more than one laboratory and can have both positive and negative results. **Therefore, the sum of the numbers in each column will be larger than the total number of people tested.**

Reporting lab	Inconclusive	Negative	Positive	Percent positive	Total
DELAWARE DIAGNOSTICS LABS			2	100%	2
MEDEXPRESS URGENT CARE - ROSS TOWNSHIP		2			2
UNIVERSITY OF VERMONT MEDICAL CENTER			2	100%	2
MIDDLE TENN MENTAL HEALTH INSTITUTE		2			2
LAKE BALDWIN			2	100%	2
FLORIDA MEDICAL CLINIC RADIOLOGY DALE MABRY		2			2
BIOMAT USA			2	100%	2
PM PEDIATRICS OF BAYSIDE, PLLC - RIVE		2			2
Kroger 619 - The Little Clinic Hendersonville Indian Lake		2			2
NEW YORK UNIVERSITY MEDICAL CENTER			2	100%	2
MORRISTOWN MEMORIAL HOSPITAL		2			2
LIFEGUARD AMBULANCE SERVICE LLC, TEXAS			2	100%	2
BELLIN HOSPITAL			2	100%	2
CARE 365			2	100%	2
CLINICAL REFERENCE LABORATORY, INC		2			2
DOCTORS CARE OF PALM COAST			2	100%	2
Mount Olivet Careview Home		2			2
Manor At Perrysburg		2			2
THE HOSPITAL OF PROVIDENCE EMERGENCY ROOM			2	100%	2
CVS OH6185POCT PICKERINGTON		2			2
ST LUKES HOSPITAL			2	100%	2
DIAGNOSTIC AFFILIATES			2	100%	2
GRACE HEALTHCARE OF LAKE WALES		1	1	50%	2
UNIVERSITY OF MIAMI SCCC RESEARCH LABORATORY			2	100%	2
FKC AMELIA ISLAND DIALYSIS			2	100%	2
FIRST CHOICE MEDICAL PC			2	100%	2
Kroger 441 - The Little Clinic Middletown		2			2
Harbert Hills Academy Nursing Home		2			2
SPRINGFIELD HOSPITAL LABORATORY			2	100%	2
FLAGLER PROFESSIONAL HEALTH CAE SERVICES INC		2			2
CVS MA137POCT QUINCY		2			2
Kroger 672 - The Little Clinic Bill Kennedy & Glenwood		2			2
ST. VINCENT HOSPITAL			2	100%	2
INSPIRIT SENIOR LIVING			2	100%	2
WARD MEMORIAL HOSPITAL		2			2
EAST CENTRAL REGIONAL HOSPITAL GRACEWO		2			2
PUBLIX PHARMACY #1092		2			2
LIFEGUARD AMBULANCE SERVICES LLC, TEXAS- SAN			2	100%	2
CARTER BLOOD CARE			2	100%	2
SCIENTIFIC LABORATORY COMPANY		2			2
SOUTH HILLSBOROUGH CBOC			2	100%	2
ADVENTIST HINSDALE HOSPITAL LABORATORY			2	100%	2
Cottage of the Shoals		2			2
RABI SINHA, MD		2			2
UW HOSPITAL AND CLINICS		1	1	50%	2
HEALTHCARE NETWORK			2	100%	2
EXPRESSCARE URGENT CARE CENTER			2	100%	2

COVID-19: testing by laboratory

Data through Apr 19, 2021 verified as of Apr 20, 2021 at 09:25 AM

Data in this report are provisional and subject to change.

The numbers in the table below represent the number of Florida and non-Florida residents for whom test results were received by the Department of Health. A person can be tested by more than one laboratory and can have both positive and negative results. **Therefore, the sum of the numbers in each column will be larger than the total number of people tested.**

Reporting lab	Inconclusive	Negative	Positive	Percent positive	Total
COLONIAL VILLA GOOD SAMARITAN CENTER		2			2
Durham VAMC		2			2
SOWAL HEALTH & DRUG			2	100%	2
MIDWAY SPECIALTY CARE CENTER INC		2			2
CVS CA9145POCT SANTEE		1	1	50%	2
HOLSTON MEDICAL GROUP		2			2
LEXINGTON PLACE			2	100%	2
UT PATH			2	100%	2
ManorCare Rehab Center of Marietta		2			2
Highland Ave. Eye Clinic		2			2
AMERICAN MEDICAL LABORATORIES			2	100%	2
REHOBOTH MCKINLEY CHRISTIAN HOSPITAL		2			2
Edinboro Manor		2			2
MINUTECLINIC DIAGNOSTIC, PA #10252		2			2
GERM BUSTERS 911 LLC			2	100%	2
POMONA VALLEY COMMUNITY HOSPITAL			2	100%	2
PALM BEACH DIABETES & ENDOCRINE SPECIALISTS PA			2	100%	2
BAYCARE OUTREACH LAB			2	100%	2
SUMMIT URGENT CARE PS			2	100%	2
ADVENTHEALTH EAST ORLANDO EMPLOYEE CLINIC		2			2
TULANE MEDICAL CENTER			2	100%	2
CHNJ		2			2
ROBERTS WESLEYAN COLLEGE HEALTH CENTE		2			2
CVS MA1179POCT HUDSON		1	1	50%	2
FLORIDA DEPARTMENT OF HEALTH PINELLAS COUNTY-			2	100%	2
JRS LABORATORY			2	100%	2
VANAYER HEALTHCARE AND REHAB CENTER		2			2
MID AMERICA CLINICAL LABS			2	100%	2
AUGUSTA HEALTH SKILLED CARE			2	100%	2
UNIVERSITY OF TEXAS AT EL PASO, THE			2	100%	2
Kroger 667 - The Little Clinic Litchfield Park		2			2
SENECA HEALTH CARE CENTER		2			2
LARKIN COMMUNITY HOSPITAL PALM SPRINGS CAMPUS		1	1	50%	2
NORTH DAKOTA VETERANS HOME		2			2
NYUMC CLINICAL LABORATORIES			2	100%	2
FLORIDA MEDICAL CENTER OF CLEARWATER		2			2
ELITE MEDICAL LABORATORY SOLUTIONS LLC			2	100%	2
CVS TX7603POCT SAGINAW		2			2
IN & OUT URGENT CARE METAIRIE			2	100%	2
MEMORIAL HOSPITAL OF CARBONDALE			2	100%	2
FLORIDA KEYS PED & ADOLES CTR			2	100%	2
PUBLIC HEALTH LABORATORY	1		1	50%	2
ADVANCED FOOT AND ANKLE OF INDIAN RIVER		2			2
UNIVERSITY OF MIAMI HOSPITALS & CLINIC			2	100%	2
CVS NH1004POCT SALEM		1	1	50%	2
EXPRESS CARE OF THE SHOALS		1	1	50%	2
THOMASVILLE REGIONAL MEDICAL CENTER		2			2

COVID-19: testing by laboratory

Data through Apr 19, 2021 verified as of Apr 20, 2021 at 09:25 AM

Data in this report are provisional and subject to change.

The numbers in the table below represent the number of Florida and non-Florida residents for whom test results were received by the Department of Health. A person can be tested by more than one laboratory and can have both positive and negative results. **Therefore, the sum of the numbers in each column will be larger than the total number of people tested.**

Reporting lab	Inconclusive	Negative	Positive	Percent positive	Total
STARR COUNTY MEMORIAL HOSPITAL			2	100%	2
MINUTECLINIC DIAGNOSTIC PA #7110		2			2
SMITH NORTHVIEW HOSPITAL LAB			2	100%	2
MEDEXPRESS URGENT CARE - WOODBURY			2	100%	2
FLORIDA MEDICAL CLINIC CARDIOLOGY-ZH			2	100%	2
TGH Brandon Healthplex Laboratory			2	100%	2
ORMOND BEACH URGENT CARE			2	100%	2
ROYAL OAK MEDICAL CENTER LLC DBA CHARACTER FAMILY			2	100%	2
HOLY FAMILY MEDICAL CENTER		1	1	50%	2
CLEMENT J ZABLOCKI VAMC		2			2
SOUTH TAMPA AFTER HOURS CLINIC			2	100%	2
CLEVELAND CLINIC FLORIDA LABORATORY			2	100%	2
MIDLAND MEMORIAL HOSPITAL			2	100%	2
Fox Subacute at Warrington		2			2
MILFORD REGIONAL HOSPITAL			2	100%	2
ARLINGTON DIALYSIS CENTER LLC		2			2
CVS M05724POCT KANSAS CITY		2			2
PPD CLINICAL RESEARCH UNIT			2	100%	2
CAREWELL JW - WORCESTER LNC			2	100%	2
GENETIC ASSAYS INC			2	100%	2
CITRUS PARK			2	100%	2
Walgreens #9278		2			2
WEAKLEY COUNTY REHAB AND NURSING CENTER		2			2
AMICUS MEDICAL CENTER LLC			2	100%	2
TRINITAS REGIONAL MEDICAL CENTER		1	1	50%	2
Alden Des Plaines			2	100%	2
CVS IN8639POCT TERRE HAUTE		2			2
GIGI WOOD DAVIS DO-FAMILY MEDICINE		2			2
University Center East			2	100%	2
APALACHEE CENTER INC		2			2
JULIE STAATS DO		2			2
BAPTIST HEALTH PRIMARY CARE AT DORAL			2	100%	2
WELL HEALTH LABS			2	100%	2
MILLERSVILLE UNIVERSITY HEALTH SERVICE		2			2
DUBOIS CONTINUUM OF CARE COMMUNITY INC		2			2
BE WELL PHARMACY		2			2
UNIVERSITY HOSPITAL OF BROOKLYN		2			2
NOVA SOUTHEASTERN UNIVERSITY - STUDENT MEDICAL CTR			2	100%	2
BERGEN COUNTY SURGICAL AND ENDOSCOPY CENTER		2			2
STUART SURGERY CENTER, LLC			2	100%	2
INTEGRATED REGIONAL LABS			2	100%	2
Iron County Medical Care Facility		2			2
The Suites at Western Home Communities		2			2
HEALTH SENTRY			2	100%	2
MINUTECLINIC DIAG OF IND, LLC #6250		2			2
WURLAND NURSING AND REHABILITATION, L		2			2
ORCHARD LABORATORIES			2	100%	2

COVID-19: testing by laboratory

Data through Apr 19, 2021 verified as of Apr 20, 2021 at 09:25 AM

Data in this report are provisional and subject to change.

The numbers in the table below represent the number of Florida and non-Florida residents for whom test results were received by the Department of Health. A person can be tested by more than one laboratory and can have both positive and negative results. **Therefore, the sum of the numbers in each column will be larger than the total number of people tested.**

Reporting lab	Inconclusive	Negative	Positive	Percent positive	Total
VA WNYHCS - Buffalo Division		1	1	50%	2
PALM CITY NURSING AND REHAB CENTER			2	100%	2
SIMPLY HEALTHCARE AND WELLNESS CLINIC, PC			2	100%	2
SELECT MEDICAL CLINIC			2	100%	2
Manor Care-Kingston Court of York PA, LLC		2			2
FALCON HEALTH CENTER			2	100%	2
BOSTON PUBLIC HEALTH COMMISSION			2	100%	2
Sevierville Health and Rehabilitation		2			2
CRUC CMCH-COVID-19		2			2
Parkridge Specialty Care		2			2
KANSAS CITY VA MEDICAL CENTER			2	100%	2
MATHER HOSPITAL			2	100%	2
BAYSHORE MEDICAL CENTER			2	100%	2
WillowBrooke Court at Southampton Estates		2			2
BAPTIST HEALTHCARE - LAKEVIEW CENTER INC		2			2
MEDEXPRESS URGENT CARE, MILLCREEK		2			2
CLEVELAND CLINIC IMAGING			2	100%	2
INTEAM HEALTH, INC.			2	100%	2
MD NOW URGENT CARE CENTER INC.			2	100%	2
ELMHURST MEMORIAL HOSPITAL			2	100%	2
PALM WEST INTERNIST PA			2	100%	2
FL DEPT OF HEALTH MARION COUNTY MOBILE HEALTH UNIT			2	100%	2
MARTINSBURG VAMC		2			2
JOHNSON CITY MEDICAL CENTER		1	1	50%	2
ONE MEDICAL GROUP		1	1	50%	2
RAPID MEDLAB (002MO)		2			2
REELFOOT FAMILY WALK IN CLINIC - TIPT		2			2
Bedford Care Center of Hattiesburg		2			2
Kroger 550 - The Little Clinic Bellevue		2			2
Kroger 400 - The Little Clinic Hartley Bridge Rd		1	1	50%	2
DOCTORS CARE - AIKEN MALL			2	100%	2
MEMORIAL SLOAN KETTERING CANCER CENTER		1	1	50%	2
INTEGRITY CLINICAL RESEARCH CENTER INC		1	1	50%	2
STUDENT HEALTH SERVICES			2	100%	2
HAMILTON CHD		2			2
PLASMA MED RESEARCH DBA		2			2
NEW YORK PSYCHIATRIC INSTITUTE		2			2
CEDARS-SINAI MEDICAL CENTER			2	100%	2
MARCO ISLAND HOSPITAL INC D/B/A		1	1	50%	2
PRIMARY CARE SERVICES AT EDGEWATER		2			2
DAYTON CHILDRENS HOSPITAL LAB			2	100%	2
ACKERMAN CANCER CENTER		2			2
MIAMI DADE MEDICAL RESEARCH INSTITUTE			2	100%	2
BAYLOR COLLEGE OF MEDICINE			2	100%	2
AHC PARIS		2			2
YOUTH AND YOU, INC		2			2
Kroger 596 - The Little Clinic Brentwood		2			2

COVID-19: testing by laboratory

Data through Apr 19, 2021 verified as of Apr 20, 2021 at 09:25 AM

Data in this report are provisional and subject to change.

The numbers in the table below represent the number of Florida and non-Florida residents for whom test results were received by the Department of Health. A person can be tested by more than one laboratory and can have both positive and negative results. **Therefore, the sum of the numbers in each column will be larger than the total number of people tested.**

Reporting lab	Inconclusive	Negative	Positive	Percent positive	Total
TALLAHASSEE MEMORIAL HEALTHCARE FAMILY MED RESIDENCY			2	100%	2
ATLANTIC DIAGNOSTICS			2	100%	2
ADVENTHEALTH MEDICAL GROUP FAMILY AND INTERNAL		1	1	50%	2
BROOKDALE PALM BEACH GARDENS			2	100%	2
ENCOMPASS HEALTH HOME HEALTH		1	1	50%	2
HARRINGTON PARK HEALTH AND REHAB		2			2
CHELSEA NYC LAB		2			2
SPECTRA EAST INC		1	1	50%	2
SYNEOS HEALTH			2	100%	2
JUPITER PEDIATRIC ASSOCIATES, PA		1	1	50%	2
Virginia Gay Nursing and Rehab		2			2
UNM SANDOVAL REGIONAL MEDICAL CENTER		2			2
WEST FLORIDA MEDICAL ASSOCIATES, PA			2	100%	2
SPRING HILL REGIONAL HOSPITAL			2	100%	2
PINELLAS CHD - CLEARWATER		1	1	50%	2
PROFESSIONAL DIALYSIS CENTER			2	100%	2
MINERS COLFAX MEDICAL CENTER		2			2
PATIENT FIRST MEDICAL CENTER-CARYTOWN			2	100%	2
ADVANTA ANALYTICAL LABORATORIES			2	100%	2
COBLESKILL REGIONAL HOSPITAL		2			2
PHOEBE BERKS HEALTH CARE CENTER		2			2
PRECISION CLINICAL RESEARCH			2	100%	2
MERCY HEALTH LAB		1	1	50%	2
WISCONSIN STATE LABORATORY OF HYGIENE		1	1	50%	2
RANDOLPH COUNTY HEALTH & REHABILITATIO		2			2
CHILDREN'S MEDICAL CENTER-EAST ORLANDO			2	100%	2
ON-SITE MEDICAL SOLUTIONS		2			2
COASTAL PEDIATRIC CARE			2	100%	2
NORTH OKALOOSA PHYSICIAN GRP - WALK IN CLINIC			2	100%	2
CVS MA915POCT BEVERLY		1	1	50%	2
NAVAL BRANCH MEDICAL CLINIC			2	100%	2
UWMC MONTLAKE DEPT OF LAB MED			2	100%	2
LAWRENCE GENERAL HOSPITAL			2	100%	2
FALMOUTH HOSPITAL		1	1	50%	2
ROCKWALL URGENT CARE			2	100%	2
LIFESPRING COMMUNITY HEALTH		2			2
JACKSON LABORATORY OF GENOMIC MEDICINE		2			2
Eagle Health and Rehabilitation		2			2
Providence VAMC		2			2
NORTH MANATEE HEALTH CARE CENTER			2	100%	2
MEDEXPRESS URGENT CARE - SPRINGDALE, S 40TH STREET		2			2
HAPPY KIDZ PEDIATRICS PL		1	1	50%	2
SHEPHERD CENTER CLINICAL LABORATORY		2			2
RIDGEFIELD PEDIATRIC ASSOCIATES		2			2
CVS NV5942POCT LAS VEGAS		2			2
LIFT HEALTH		2			2
MAGNOLIA MANOR OF COLUMBUS		2			2

COVID-19: testing by laboratory

Data through Apr 19, 2021 verified as of Apr 20, 2021 at 09:25 AM

Data in this report are provisional and subject to change.

The numbers in the table below represent the number of Florida and non-Florida residents for whom test results were received by the Department of Health. A person can be tested by more than one laboratory and can have both positive and negative results. **Therefore, the sum of the numbers in each column will be larger than the total number of people tested.**

Reporting lab	Inconclusive	Negative	Positive	Percent positive	Total
BLANCHARD VALLEY HOSPITAL LABORATORY			2	100%	2
Fairhaven Retirement Community		2			2
INNOVATIVE CARE II LLC			2	100%	2
CVS NC6633POCT FAYETTEVILLE		2			2
KAP MEDICAL GROUP, LLC			2	100%	2
MEDICAL ASSOCIATES OF BREVARD DR S VYAS			2	100%	2
ADVENT HEALTH CENTRAL TEXAS		1	1	50%	2
MEDEXPRESS URGENT CARE, MOSSIDE		2			2
HAILE MEDICAL GROUP PA		2			2
ACCESS MEDICAL GROUP OF FLORIDA CITY			2	100%	2
ELEVATION HEALTH LABORATORY		2			2
BFT LAB			2	100%	2
URGENTMED PLANTATION			2	100%	2
SPARTANBURG REGIONAL MEDICAL CENTER			2	100%	2
CONCENTRA - PLANT CITY		2			2
MAWD PATHOLOGY GROUP			2	100%	2
NEMOURS CHILDREN'S PRIMARY CARE OF VERO BEACH			2	100%	2
SHELBYVILLE HOSPITAL COMPANY		2			2
HEALTH GROUP CENTER INC			2	100%	2
TENNESSEE VALLEY HCS			2	100%	2
FEDERAL CORRECTIONAL INSTITUTION MARIANNA			2	100%	2
MEDEXPRESS URGENT CARE - SOUTH CHARLESTON		2			2
DEPT OF HEALTH			2	100%	2
MERCY CONVENIENT CARE			2	100%	2
EASTERN NEW MEXICO UNIVERSITY STUDENT		2			2
PUTNAM COUNTY PUBLIC HEALTH UNIT		2			2
EXPRESS PHARMACY INC		1	1	50%	2
KEY WEST HMA PHYSICIAN MANAGEMENT, LLC			2	100%	2
MEDEXPRESS URGENT CARE - OMAHA N 72 ST		2			2
CVS AZ9277POCT TUCSON		2			2
Kroger 020 - The Little Clinic Wheat Ridge		2			2
PALMS OF FT MYERS,THE			2	100%	2
AZALEA HEALTH AND REHABILITATION		2			2
AGILE URGENT CARE			2	100%	2
BOND COMMUNITY HEALTH CENTER			2	100%	2
DURAND SENIOR CARE & REHAB CENTER		2			2
MAGNOLIA ADULT, LLC			2	100%	2
NORTHSIDE FAMILY MEDICINE AND URGENT CARE (CUMMING)		2			2
Jacob's Creek Nursing and Rehabilitation Center		2			2
ASCENSION ST VINCENT'S RIVERSIDE			2	100%	2
URGENT CARE AND SURGERY CENTER			2	100%	2
WyndRidge Health & Rehabilitation		2			2
LAKEVIEW HEALTH CARE SYSTEM LLC			2	100%	2
PUBLIX PHARMACY #1048		2			2
CVS CA8882POCT SAN CLEMENTE		2			2
DESERT HOSPITAL/CPHU CLINICAL LABORATORY			2	100%	2
ORLANDO HEALTH MEDICAL GROUP		1	1	50%	2

COVID-19: testing by laboratory

Data through Apr 19, 2021 verified as of Apr 20, 2021 at 09:25 AM

Data in this report are provisional and subject to change.

The numbers in the table below represent the number of Florida and non-Florida residents for whom test results were received by the Department of Health. A person can be tested by more than one laboratory and can have both positive and negative results. **Therefore, the sum of the numbers in each column will be larger than the total number of people tested.**

Reporting lab	Inconclusive	Negative	Positive	Percent positive	Total
CDK LIBERTY ENTERPRISES, LLC		2			2
JUST BELIEVE RECOVERY CENTER			2	100%	2
BAYCARE OUTREACH LAB WH SOUTH			2	100%	2
PALOS COMMUNITY HOSPITAL LABORATORY			2	100%	2
FLORIDA PRIMARY CARE CENTER PA		2			2
SOUTHERN SURGICAL ARTS		2			2
GULF COAST MEDICAL CENTER RESPIRATORY CARE			2	100%	2
PUBLIX PHARMACY #1387		2			2
CHARLOTTE COUNTY HEALTH DEPARTMENT			2	100%	2
CHESTERFIELD HEALTHCARE GROUP, INC		2			2
MAYO CLINIC GROUP PRACTICE LABORATORY			2	100%	2
PALM BEACH DIGESTIVE ASSOCIATES			2	100%	2
FLORIDA CLINICAL LABORATORY INC			2	100%	2
SOUTHERN TENNESSEE MEDICAL CENTER			2	100%	2
STATE OF FLORIDA			2	100%	2
NIAGARA APOTHECARY INC		2			2
CARENOW LENEXA			2	100%	2
GET WELL EXPRESS URGENT CARE & WALK-IN CLINIC			2	100%	2
OSF ST JOSEPH MEDICAL CENTER			2	100%	2
SHORE MEDICAL CENTER		2			2
BLACKBAG DIGITAL HEALTH LLC		2			2
Iowa Veterans Home		2			2
BAYOU GARDENS DUNEDIN LLC		2			2
URGENT TEAM MANAGEMENT OF TENNESSEE, L		1	1	50%	2
SARASOTA MEMORIAL MEDICAL URGENT CARE CENTER			2	100%	2
MAJESTIC GUARDIANS			2	100%	2
CSS- TWELVE OAKS			2	100%	2
MCLAREN REGIONAL MEDICAL CENTER			2	100%	2
Workmens Circle Multicare Center		2			2
Mary Anna Nursing Home		2			2
BUCKINGHAM PAVILION INC		2			2
Kroger 101 - The Little Clinic Hill Top		2			2
VA Greater LA HCS-Santa Maria OPC			2	100%	2
The Laurels of Hendersonville		2			2
GOUVERNEUR HOSPITAL LABORATORY		2			2
DOWN HOME MEDICAL			2	100%	2
UNIVERSITY OF MISSOURI HEALTH CARE			2	100%	2
COVANCE			2	100%	2
Lake Charles Healthcare LLC dba Landmark Lake Charles			2	100%	2
CATHOLIC HEALTH LABORATORY SERVICES		2			2
APPLING NURSING & REHABILITATION PAVIL		2			2
MC DIAGNOSTIC OF CONNECTICUT, PC #252		1	1	50%	2
BUFFALO CROSSINGS HEALTHCARE AND REHABILITATION CENTER			2	100%	2
THE FOUNTAIN AT BOCA CIEGA BAY		2			2
SWEDISH COVENANT HOSPITAL			2	100%	2
CVS NC2297335CV GREENSBORO		2			2
MD NOW URGENT CARE MEDICAL CENTERS INC			2	100%	2

COVID-19: testing by laboratory

Data through Apr 19, 2021 verified as of Apr 20, 2021 at 09:25 AM

Data in this report are provisional and subject to change.

The numbers in the table below represent the number of Florida and non-Florida residents for whom test results were received by the Department of Health. A person can be tested by more than one laboratory and can have both positive and negative results. **Therefore, the sum of the numbers in each column will be larger than the total number of people tested.**

Reporting lab	Inconclusive	Negative	Positive	Percent positive	Total
JEFFERSON WASHINGTON TOWNSHIP HOSPITAL		2			2
INTERMOUNTAIN MEDICAL CENTER			2	100%	2
WALGREENS #06583		2			2
PRIMARY HEALTH CARE ASSOCIATES INC			2	100%	2
CARE ATC SUN HYDRAULICS TALLAVAST			2	100%	2
WELL-KEY URGENT CARE SEVIERVILLE			2	100%	2
Guilford Health Care Center		2			2
Absolut Care at Three Rivers		2			2
CHAPPEL GROUP RESEARCH, THE		2			2
CVS OH4327POCT PAINESVILLE		2			2
Kroger 409 - The Little Clinic Hebron Marketplace		1	1	50%	2
COUNTRY COTTAGE		2			2
ATLAS GENOMICS			2	100%	2
WHITESANDS OUTPATIENT TREATMENT		2			2
SAFE PMC		2			2
SUMMERFIELD RETIREMENT LIVING, INC			2	100%	2
INTERNAL MEDICINE ASSOCIATES-DUNELLON			2	100%	2
NAVAL MEDICAL CENTER			2	100%	2
CVS SC7567POCT BOILING SPRINGS		1	1	50%	2
JOHN D. ARCHBOLD MEM. HOSPITAL			2	100%	2
THE WINDSOR ORTEGA		2			2
RICHICHI FAMILY HEALTH			2	100%	2
PHOEBE SUMTER MEDICAL CENTER LABORATORY		2			2
ADVENTHEALTH IMAGING PARTIN SETTLEMENT			2	100%	2
TENNESSEE DEPARTMENT OF HEALTH (TDH) - REGIONAL LABORATORY			2	100%	2
Beth Sholom Home of Eastern Virginia		1	1	50%	2
BIOHEALTH MEDICAL LAB INC			2	100%	2
SOMA MEDICAL CENTER P.A. #4			2	100%	2
AFC PHYSICIANS OF FLORIDA, PA			2	100%	2
MOUNT SINAI MEDICAL CENTER OF FLORIDA, INC			2	100%	2
MI Nursing Restorative Center		2			2
SANIBEL MEDICAL CLINIC			2	100%	2
MEDEXPRESS URGENT CARE PENNSVILLE		2			2
Home Health Care Clinic		2			2
BAY CORRECTIONAL AND REHABILITATION FACILITY			2	100%	2
COX HEALTH SOUTH LAB		1	1	50%	2
EASTSIDE SPORTS COMPLEX			2	100%	2
LIFETIME FAMILY URGENT CARE			2	100%	2
Walgreens #19019		2			2
BLUEWATER TOXICOLOGY			2	100%	2
PROSPECT URGENT CARE			2	100%	2
BROOKSVILLE DIALYSIS			2	100%	2
VETERANS AFFAIRS MEDICAL CENTER - GREATER LOS ANGELES			2	100%	2
UK HEALTHCARE			2	100%	2
WAKULLA URGENT CARE & DIAGNOSTIC			2	100%	2
LACORP		1	1	50%	2
TEQUESTA FAMILY MEDICAL CENTER LLC			2	100%	2

COVID-19: testing by laboratory

Data through Apr 19, 2021 verified as of Apr 20, 2021 at 09:25 AM

Data in this report are provisional and subject to change.

The numbers in the table below represent the number of Florida and non-Florida residents for whom test results were received by the Department of Health. A person can be tested by more than one laboratory and can have both positive and negative results. **Therefore, the sum of the numbers in each column will be larger than the total number of people tested.**

Reporting lab	Inconclusive	Negative	Positive	Percent positive	Total
WESTMINSTER SUNCOAST			2	100%	2
A G RHODES HOME AT WESLEY WOODS		2			2
COASTAL MEDICAL LAB			2	100%	2
CVS NM7242POCT ALBUQUERQUE		2			2
Overton Brooks VAMC		2			2
POPLAR HEALTHCARE			2	100%	2
Church Creek SNF			2	100%	2
MEDEXPRESS URGENT CARE - CINNAMINSON		1	1	50%	2
ESCANDON DIAGNOSTIC CLINIC			2	100%	2
STATCARE URGENT AND WALK-IN			2	100%	2
Medilodge of Monroe		2			2
UPSON REGIONAL MEDICAL CENTER		1	1	50%	2
NORTHSIDE HOSPITAL D/B/A ARTHRITIS		2			2
FLORIDA DEPARTMENT OF HEALTH IN ESCAMBIA COUNTY		1	1	50%	2
JFK MEDICAL CENTER LABORATORY DEPT		2			2
Cedar Valley Nursing & Rehab Center		2			2
ASSOCIATES IN UROGYNECOLOGY MD LLC		2			2
CAROLINAS HEALTHCARE SYSTEM LAB			2	100%	2
UTMB PATHOLOGY CLINICAL SERVICES LABORATORY			2	100%	2
CARE NOW DENTON			2	100%	2
BRENTWOOD AT FORE RANCH			2	100%	2
ASHLEY PEDIATRICS			2	100%	2
CVS IN6559POCT AVON		2			2
HUMILITY OF MARY HEALTH PARTNERS			2	100%	2
LAKE SUCCESS EXTENDED CARE		2			2
LABCORP OF AMERICA HOLDINGS		1	1	50%	2
LAREDO EMERGENCY ROOM			2	100%	2
WEST COAST PEDIATRICS			2	100%	2
THE EDGEWATER AND WATERMAN VILLAGE			2	100%	2
CARELINE PHARMACY AND HEALTHCARE SERVICES		1	1	50%	2
WELLNESS MEDICAL CLINIC			2	100%	2
PARKRIDGE MEDICAL CENTER			2	100%	2
Camellia Gardens		2			2
CVS MA2600POCT WEYMOUTH		1	1	50%	2
MEDEXPRESS URGENT CARE - SPRINGFIELD, COOLEY ST		2			2
CHI MEMORIAL PRIMARY CARE ASSOCIATES-A		2			2
WillowBrooke Court at Westminster Village		2			2
VAULT MEDICAL SERVICES		1	1	50%	2
PALM COAST DIALYSIS		2			2
Waycross Health and Rehabilitation		2			2
MELBOURNE URGENT CARE			2	100%	2
CROSSTOWN PHARMACY		2			2
Kroger 130 - The Little Clinic Colorado Springs		2			2
MEMORIAL HEALTH UNIVERSITY MEDICAL CENTER			2	100%	2
WALKONCLINIC			2	100%	2
HEALTH & REHAB CTR AT DOLPHINS VIEW, THE			2	100%	2
SANTA ROSA COUNTY HEALTH DEPARTMENT			2	100%	2

COVID-19: testing by laboratory

Data through Apr 19, 2021 verified as of Apr 20, 2021 at 09:25 AM

Data in this report are provisional and subject to change.

The numbers in the table below represent the number of Florida and non-Florida residents for whom test results were received by the Department of Health. A person can be tested by more than one laboratory and can have both positive and negative results. **Therefore, the sum of the numbers in each column will be larger than the total number of people tested.**

Reporting lab	Inconclusive	Negative	Positive	Percent positive	Total
VA CBOC			2	100%	2
ATVIVO LLC		2			2
CVS MINUTE CLINIC #5836		2			2
Kroger 426 - The Little Clinic Suwanee		2			2
Walgreens #12427		1	1	50%	2
ARCPPOINTLABS OF VIRGINIA BEACH		1	1	50%	2
Eugene J. Towbin Healthcare Center		2			2
METROHEALTH SYSTEM			2	100%	2
Beecher Manor Nursing and Rehabilitation Center		2			2
PT&J REHAB LLC		1	1	50%	2
TLC MEDICAL			2	100%	2
SHELL POINT HOME HEALTH			2	100%	2
PREVENTIVE HEALTH PARTNERS I L S C		2			2
FRESENIUS KIDNEY CARE SOUTH ST PETERSBURG			2	100%	2
RRMC CREEKSIDE LAB		2			2
DALLAS MEDICAL CENTER			2	100%	2
MY INSTADOC - HOWELL URGENT CARE		2			2
LINIL VISITING NURSES, INC		2			2
MEMORIAL HEALTH SYSTEM		1	1	50%	2
DALLAS VA MEDICAL CENTER - VA NORTH TEXAS HEALTH CARE SYSTEM			2	100%	2
WEST BOCA MEDICAL CENTER			2	100%	2
RENFREW CENTERS INC		2			2
SUMMIT CLINICAL LABORATORIES LLC			2	100%	2
RAPID MD			2	100%	2
Garden Care Center		2			2
DUKE HEALTH REGIONAL HOSPITAL			2	100%	2
RAINY LAKE MEDICAL CENTER			2	100%	2
CHOTA COMMUNITY HEALTH SERVICES		1	1	50%	2
PALM BAY COMMUNITY OUTPATIENT CLINIC		2			2
LILY PHARMACY		2			2
KIVA AT MOUNT DORA			2	100%	2
MANASOTA PEDIATRICS			2	100%	2
UHEALTH CARDIOLOGY			2	100%	2
CLEAR LAKE REGIONAL MEDICAL CENTER			2	100%	2
LEGACY LABORATORY SERVICES			2	100%	2
CORNERSTONE MEDICAL CARE OF BRANDON		2			2
Good Samaritan Society Waukon		2			2
WINDERMERE PEDIATRICS			2	100%	2
ANNE ARUNDEL MEDICAL CENTER			2	100%	2
FLORIDA MENTOR FAULKNER GROUP HOME			2	100%	2
CVS OH4301POCT NORTHFIELD		2			2
RAPID URGENT CARE - ALBANY			2	100%	2
HEAD 2 TOE PEDIATRICS, PLLC		1	1	50%	2
OAKMONT WEST- GREENVILLE SC		2			2
FIRSTCHOICE FAMILY CARE, PLLC		2			2
ILLINOIS DEPT OF PUBLIC HEALTH LABS			2	100%	2
REGIONS HOSPITAL LABORATORY			2	100%	2

COVID-19: testing by laboratory

Data through Apr 19, 2021 verified as of Apr 20, 2021 at 09:25 AM

Data in this report are provisional and subject to change.

The numbers in the table below represent the number of Florida and non-Florida residents for whom test results were received by the Department of Health. A person can be tested by more than one laboratory and can have both positive and negative results. **Therefore, the sum of the numbers in each column will be larger than the total number of people tested.**

Reporting lab	Inconclusive	Negative	Positive	Percent positive	Total
MOBILE PHLEBOTOMY SERVICES			2	100%	2
POINT OF CARE PRIVATE HEALTH MANAGEMENT			2	100%	2
OELWEIN HEALTH CARE CENTER		2			2
RIVER CITY MEDICAL ASSOCIATES, INC			2	100%	2
SIGNATURE CARE LEWISVILLE-EMERGENCY CENTER		1	1	50%	2
BMC/JACSONVILLE		1	1	50%	2
MINUTE CLINIC DIAGNOSTIC OF KANSAS PA		2			2
TWELVE OAKS RECOVERY CENTER			2	100%	2
VA Boston HCS-West Roxbury Division		1	1	50%	2
BAYMEADOWS PRIMARY CARE		2			2
ASCENSION ST MICHAEL'S HOSPITAL LAB		1	1	50%	2
COLONIAL HEALTH CARE		1	1	50%	2
Essex Center for Rehabilitation and Healthcare		2			2
SUNBRIDGE CARE & REHAB FOR DECATUR		2			2
DRR JMC URGENT CARE DONALD ROSS			2	100%	2
RM PHARMACY SERVICES INC		1	1	50%	2
KEATING SPORTS CENTER		2			2
NORTHSIDE FAMILY MEDICINE AND URGENT CARE (HOLLY SPRINGS)		2			2
RHODE ISLAND DEPARTMENT OF HEALTH LABORATORIES			2	100%	2
PRONTO URGENT CARE			2	100%	2
Kroger 739 - The Little Clinic La Grange Road		2			2
PENINSULA REGIONAL MED CTR LAB			2	100%	2
Great Lakes Health Center			2	100%	2
UNIVERSITY COMMUNITY HEALTH SERVICES		1	1	50%	2
BAPTIST HEALTH LEXINGTON			2	100%	2
TRUE HEALTH INC			2	100%	2
LAB CORP OF AMER SAN DIEGO			2	100%	2
CVS OH2381POCT LEWIS CENTER		2			2
ADVANCED MEDICAL OF FLORIDA			2	100%	2
SYMPHONY OF BUFFALO GROVE		2			2
FLORIDA CLINICAL RESEARCH CENTER, LLC			1	100%	1
MEDEXPRESS URGENT CARE -HOWELL US HWY		1			1
ORMOND PEDIATRICS PA			1	100%	1
Nemours Children's Clinic-Orla			1	100%	1
Urgent Care 24/7 Orlando LLC			1	100%	1
NABI		1			1
HUDSON REGIONAL HOSPITAL			1	100%	1
ARGENTINE CARE CENTER		1			1
NEMOURS CHILDREN'S PRIMARY CARE			1	100%	1
BAPTIST MINOR MEDICAL CENTER			1	100%	1
CLEVELAND CLINIC OHIO LABORATORIES			1	100%	1
LITTLE FALLS HOSPITAL LABORATORY		1			1
Isle Health and Rehabilitation Center			1	100%	1
NORTHEAST GEORGIA HEALTH SYSTEM			1	100%	1
DOYLESTOWN HOSPITAL			1	100%	1
CENTRAL FLORIDA MEDICAL CARE			1	100%	1
SUMMERFORD NURSING HOME, INC.		1			1

COVID-19: testing by laboratory

Data through Apr 19, 2021 verified as of Apr 20, 2021 at 09:25 AM

Data in this report are provisional and subject to change.

The numbers in the table below represent the number of Florida and non-Florida residents for whom test results were received by the Department of Health. A person can be tested by more than one laboratory and can have both positive and negative results. **Therefore, the sum of the numbers in each column will be larger than the total number of people tested.**

Reporting lab	Inconclusive	Negative	Positive	Percent positive	Total
SEVEN HILLS HEALTHCARE GROUP LLC DBA		1			1
JOHN MANCHIN SR HEALTH CARE CENTER		1			1
Greene Meadows Nursing and Rehabilitation Center		1			1
BEACH CARE PLLC			1	100%	1
UNIVERSITY PLACE NURSING CENTER		1			1
CASA DE ORO CARE AND REHABILITATION CE		1			1
Chateau Girardeau			1	100%	1
GENEVA FAMILY HEALTH			1	100%	1
HUNTERS CREEK MEDICAL ASSOCIATES PA		1			1
FIT4LIFE MEDICAL CENTER			1	100%	1
GAMMA HEALTHCARE, INC		1			1
AEGIS MEDICAL GROUP LLC			1	100%	1
Altenheim Senior Living		1			1
SUMMIT HEALTHCARE REGIONAL MEDICAL		1			1
DAYTONA BEACH CENTRA CARE			1	100%	1
JACKSON MADISON CO. GEN. HOSPITAL			1	100%	1
ST. MICHAEL'S ELITE HOSPITAL			1	100%	1
SOUTH COUNTY MEDICAL CENTER			1	100%	1
THE INTERNAL MEDICAL GROUP		1			1
SOUTHEASTERN PATHOLOGY ASSOCIATES			1	100%	1
TMH URGENT CARE CENTER			1	100%	1
Melbourne Terrace Rehabilitation Center			1	100%	1
Kroger 356 - The Little Clinic Middletown		1			1
SAINT BARNABAS MEDICAL CENTER		1			1
HUNEYCUTT FAMILY PRACTICE			1	100%	1
THE LITTLE CLINIC LLC			1	100%	1
SIGNATURE CARE MIDLAND			1	100%	1
SMYTH COUNTY COMMUNITY HOSPITAL LABORATORY			1	100%	1
THE CHRIST HOSPITAL			1	100%	1
BAPTIST HEALTH PRIMARY CARE AT CUTLER BAY			1	100%	1
SACRED HEART HOSPITAL			1	100%	1
STERLING HOUSE OF PORT ORANGE		1			1
BLOOD SYSTEMS LABORATORIES			1	100%	1
Carrollton Manor Inc		1			1
PHOEBE HOME INC		1			1
WAKE FOREST MEDICAL CENTER LABORATORY			1	100%	1
JOHN PETER SMITH HOSPITAL- OB TRIAGE			1	100%	1
WILSON FAMILY MEDICINE LLC		1			1
GADSDEN FAMILY PRACTICE		1			1
CARSON NURSING AND REHABILITATION CENTER		1			1
Kroger 390 - The Little Clinic North College Hill		1			1
ASSURANCE HEALTHCARE AND COUNSELING CENTER		1			1
CARENOW MURFREESBORO MEDICAL CENTER PK		1			1
Le Roy Village Green		1			1
ASHLEY PEDIATRICS DAY & NIGHT CLINIC			1	100%	1
Kroger 618 - The Little Clinic Trail Creek Village		1			1
HEALTHFORCE PARTNERS INC			1	100%	1

COVID-19: testing by laboratory

Data through Apr 19, 2021 verified as of Apr 20, 2021 at 09:25 AM

Data in this report are provisional and subject to change.

The numbers in the table below represent the number of Florida and non-Florida residents for whom test results were received by the Department of Health. A person can be tested by more than one laboratory and can have both positive and negative results. **Therefore, the sum of the numbers in each column will be larger than the total number of people tested.**

Reporting lab	Inconclusive	Negative	Positive	Percent positive	Total
TREASURE COAST MEDICAL CONCIERGE LLC			1	100%	1
LEELANAU OPCO, LLC		1			1
MD NOW MEDICAL CENTERS, INC			1	100%	1
MID-FLORIDA PATHOLOGY LLC		1			1
HARDVARD VANGUARD MEDICAL ASSOCIATES - NEEDHAM			1	100%	1
Brown Nursing Home		1			1
EVANS FAMILY CARE PA			1	100%	1
Pinnacle Assisted Living			1	100%	1
LIFE CARE CENTER OF HILTON HEAD		1			1
KIDS CARE PEDIATRICS			1	100%	1
LAKE LURE HEALTH CENTER			1	100%	1
REDMOND REGIONAL MEDICAL CENTER			1	100%	1
MBMG OF WINTER HAVEN			1	100%	1
JAX FAMILY CARE		1			1
COASTAL PEDIATRICS LLC			1	100%	1
ANDERSON FAMILY MEDICINE			1	100%	1
ALBUQUERQUE INDIAN HEALTH CENTER		1			1
JOHNSON & JOHNSON VISION CARE-VISTAKON			1	100%	1
BAYOU URGENT CARE			1	100%	1
ALTAMONTE SPRINGS WALK IN MED CENTER			1	100%	1
ECHCS - Jewell Clinic		1			1
Big River Nursing and Rehab		1			1
PALM BEACH COUNTY SHERIFF OFFICE			1	100%	1
URGENT DOC -NACOGODOCHES CLINIC			1	100%	1
CLEVELAND HEARTLAB			1	100%	1
METROPOLITAN			1	100%	1
BEAUMONT HOSPITAL			1	100%	1
CENTRAL FLORIDA HEALTH CARE, INC			1	100%	1
VISTA LAKE ASSISTED LIVING			1	100%	1
FRESENIUS SOUTH FORT MYERS		1			1
PHOEBE PRIMARY CARE CAMILLA			1	100%	1
FAMILY PRACTICE OF CENTRAL FLORIDA PA			1	100%	1
Brownwood Nusing & Rehabilitation		1			1
GOOD SAMARITAN SOCIETY-FOREST CITY		1			1
SHERIDAN VAMC		1			1
SOUTHERN SPRINGS HEALTH CARE		1			1
CAPITAL HEALTH PLAN - GOVERNORS SQUARE			1	100%	1
MEMORIAL SATILLA HEALTH			1	100%	1
CVS M08595POCT RAYMORE		1			1
WALMART PHARMACY 10-4554		1			1
ORCHID TERRACE		1			1
Kroger 569 - The Little Clinic Gallatin		1			1
Crisp Regional Nursing and Rehab Center		1			1
PALM BEACH DIABETES AND ENDOCRINE SPECIALISTS, PA			1	100%	1
PEDRO L ORTEGA MD PA			1	100%	1
Sarah A. Todd Memorial Home		1			1
MALUHIA		1			1

COVID-19: testing by laboratory

Data through Apr 19, 2021 verified as of Apr 20, 2021 at 09:25 AM

Data in this report are provisional and subject to change.

The numbers in the table below represent the number of Florida and non-Florida residents for whom test results were received by the Department of Health. A person can be tested by more than one laboratory and can have both positive and negative results. **Therefore, the sum of the numbers in each column will be larger than the total number of people tested.**

Reporting lab	Inconclusive	Negative	Positive	Percent positive	Total
Trucare Living Centers - Columbus		1			1
CORPORATION OF AMERICA		1			1
CAREFIRST URGENT CARE - BEECHMONT			1	100%	1
PINEBROOK CARE AND REHABILITATION CENTER□			1	100%	1
Lopatcong Center		1			1
LEESBURG DIALYSIS CENTER		1			1
PROVIDENCE ST. PATRICK HOSPITAL			1	100%	1
Eddy Memorial Geriatric Center		1			1
LIFECARE MEDICAL CENTER			1	100%	1
MARION GENERAL HOSPITAL			1	100%	1
MEDICAL ASSOCIATES OF THE SHOALS		1			1
PUBLIX PHARMACY #1488		1			1
CTMD MEDICAL CENTER, PA			1	100%	1
SOUTHWESTERN STATE HOSPITAL LABORATORY			1	100%	1
TITUSVILLE CENTER FOR SURGICAL EXCELLENCE LLC		1			1
PRACTITIONERS IN MOTION			1	100%	1
BIOMERIEUX			1	100%	1
AURORA MEDICAL CENTER-KENOSHA			1	100%	1
MED BAR LLC		1			1
Victoria Manor		1			1
LITTLE COMPANY OF MARY HOSPITAL			1	100%	1
CLINICAL RESEARCH OF WEST FLORIDA		1			1
WASHINGTONVILLE PHARMACY INC		1			1
WINDSOR MANOR			1	100%	1
PRIMARY CARE GROUP LLC		1			1
Kroger 63 - The Little Clinic Glassford Hill Rd		1			1
Garden View Care Center at Dougherty Ferry		1			1
AVERA ST. MARY'S HOSPITAL			1	100%	1
KENNEDY BOULEVARD DIALYSIS			1	100%	1
WALGREENS #04786		1			1
NORTH FLORIDA REGIONAL MEDICAL CENTER EMERGENCY			1	100%	1
ELEMENTS PHARMACY			1	100%	1
Monument Health Custer Care Center		1			1
WILLOW DALE WELLNESS VILLAGE APARTMENT		1			1
NATIONAL INSTITUTES OF HEALTH CLINICAL CENTER			1	100%	1
GENESIS CARE USA OF FLORIDA, LLC			1	100%	1
Waters of Covington		1			1
NORTHWEST TEXAS HEALTHCARE SYSTEM,INC			1	100%	1
MARTIN MEMORIAL MEDICENTER			1	100%	1
HUNTSVILLE HOSPITAL			1	100%	1
HALEYVILLE HEALTH CARE CENTER		1			1
ARCADIA DIALYSIS CENTER			1	100%	1
TEVAPHARM			1	100%	1
COMMUNITY MEDICAL CENTER-ORANGE CITY		1			1
FOCUSED CARE AT ALLENBROOK		1			1
CAREMOUNT MEDICAL PC-CARMEL		1			1
MONONGAHELA VALLEY HOSPITAL			1	100%	1

COVID-19: testing by laboratory

Data through Apr 19, 2021 verified as of Apr 20, 2021 at 09:25 AM

Data in this report are provisional and subject to change.

The numbers in the table below represent the number of Florida and non-Florida residents for whom test results were received by the Department of Health. A person can be tested by more than one laboratory and can have both positive and negative results. **Therefore, the sum of the numbers in each column will be larger than the total number of people tested.**

Reporting lab	Inconclusive	Negative	Positive	Percent positive	Total
WALGREENS # 11165		1			1
HAMILTON CI MAIN UNIT ANNEX/ WORK CAMP			1	100%	1
ACCESS TOTAL CARE			1	100%	1
SUMMERLIN MEDICAL CENTRE			1	100%	1
CLINICAL PATHOLOGY LABORATORIES SOUTHEAST INC			1	100%	1
SOUTHERN HILLS MEDICAL CENTER			1	100%	1
FLORIDA KEYS PED AND ADOLES CTR			1	100%	1
CARDIAC AND VASCULAR CONSULTANTS MD PA		1			1
NONA MEDICAL ARTS		1			1
WOODSTOCK HEALTH DEPARTMENT			1	100%	1
UUHC - REDSTONE HEALTH CENTER LABORATORY			1	100%	1
STATE OF CALIFORNIA DOH SERVICES			1	100%	1
WORKCARE, INC GLOBALFOUNDRIES			1	100%	1
CARENOW LAKE WORTH			1	100%	1
AVANTARA REDFIELD		1			1
SPECIALTY MOLECULAR - DENVER			1	100%	1
PUBLIX PHARMACY #1122		1			1
MEDCARE-GARNERS FERRY			1	100%	1
CLARKSVILLE HEALTH SYSTEM			1	100%	1
Kroger 767 - The Little Clinic Beaumont		1			1
SUPERKIDS PEDIATRICS			1	100%	1
STORMONT VAIL HOSPITAL			1	100%	1
TITUSVILLE REHABILITATION AND NURSING CENTER		1			1
FAMILY MEDICAL CARE OF MOUNT DORA INC			1	100%	1
ST CATHERINE HOSPITAL LABORATORY			1	100%	1
CVS LA1116POCT BATON ROUGE		1			1
OKLAHOMA BLOOD INSTITUTE			1	100%	1
MANOR CARE OF DELRAY BEACH FL LLC		1			1
CONCORDIA MANOR			1	100%	1
SHARP GROSSMONT HOSPITAL LABORATORY			1	100%	1
CARESTAT HOSPICE SERVICES			1	100%	1
WESLEY CHAPEL INTERNAL MEDICINE AND PEDIATRICS PA			1	100%	1
SIGNATURE CARE MEMORIAL CITY			1	100%	1
MISSION HOSPITAL – MEMORIAL CAMPUS			1	100%	1
HEALTH AND HOPE CLINIC INC			1	100%	1
FLORIDA EPIDEMIOLOGY PROGRAM			1	100%	1
KIDS HEALTH ALLIANCE PA			1	100%	1
WILLIAM S MIDDLETON MEMORIAL VET HOSP		1			1
MEDCOR CORPORATE CLINIC			1	100%	1
BROOKSVILLE REGIONAL HOSPITAL			1	100%	1
SOUTH FLORIDA URGENT CARE CENTERS, LLC			1	100%	1
PARK AVENUE MEDICAL PROFESSIONALS		1			1
CVS CT692POCT NORTH HAVEN		1			1
MAGGY PHARMACY INC		1			1
THE NEW JEWISH HOME		1			1
TRUMAN MEDICAL CENTER - HOSPITAL HILL			1	100%	1
ALPHA CLINICAL LABORATORY CORP.			1	100%	1

COVID-19: testing by laboratory

Data through Apr 19, 2021 verified as of Apr 20, 2021 at 09:25 AM

Data in this report are provisional and subject to change.

The numbers in the table below represent the number of Florida and non-Florida residents for whom test results were received by the Department of Health. A person can be tested by more than one laboratory and can have both positive and negative results. **Therefore, the sum of the numbers in each column will be larger than the total number of people tested.**

Reporting lab	Inconclusive	Negative	Positive	Percent positive	Total
Bay View Nursing and Rehabilitation Center			1	100%	1
CVS OH3481POCT MARYSVILLE		1			1
SPACE COAST COMMUNITY PHARMACY			1	100%	1
IPSUM DIAGNOSTICS LLC		1			1
Lenbrook		1			1
KIOSK MEDICINE OF KENTUCKY LLC		1			1
Princeton Place			1	100%	1
EH FARGO HOSPITAL LABORATORY			1	100%	1
UNIVERSITY OF MIAMI - LENNAR CENTER			1	100%	1
SPEARE MEMORIAL HOSPITAL			1	100%	1
PHI LIFE SCIENCES			1	100%	1
NORTH PALM CHIDRENS PHYSICIANS			1	100%	1
NORTH SHORE HEMATOLOGY-ONCOLOGY ASSOCIATES PC		1			1
Advanced Rehabilitation of Vernon		1			1
FLAGLER COUNTY BOARD OF COUNTY COMMISSIONERS			1	100%	1
Kroger 682 - The Little Clinic Combs and Gantzel		1			1
Erwin Health Care Center		1			1
HALIFAX HEALTH PRIMARY CARE ORMOND			1	100%	1
WY RETIREMENT CENTER		1			1
FAMILY MEDICAL CENTER OF HOLLYWOOD PA			1	100%	1
AMERICAN FAMILY CARE - SMYRNA			1	100%	1
BRIAN C GRINER MD LLC			1	100%	1
EASTGENE LABORATORIES		1			1
ST. JOHN HOSPITAL & MEDICAL CENTER			1	100%	1
MEDICAL CITY NORTH HILLS			1	100%	1
THEDACARE FAMILY MEDICINE GATEWAY			1	100%	1
PRISMA HEALTH TUOMEY LABORATORY			1	100%	1
HILTON HEAD HOSPITAL/INPATIENT			1	100%	1
SOLARIS HEALTHCARE PLANT CITY		1			1
ABRAKIDABRA KIDS CLINIC			1	100%	1
LUTHERAN HOSPITAL OF INDIANA			1	100%	1
QLABS			1	100%	1
UNIVERSITY OF TOLEDO MEDICAL CENTER			1	100%	1
HUGH CHATHAM FAMILY MEDICINE INDEPENDENCE		1			1
SACRED HEART HOSPITAL NURSING			1	100%	1
ACCESS FAMILY CARE LLC			1	100%	1
WEST PALM BEACH PHARMACEUTICALS LLC			1	100%	1
USF PHYSICIANS GROUP			1	100%	1
SPHERE DX			1	100%	1
ENZO LABS INC			1	100%	1
ADVENTHEALTH MEDICAL GROUP UROLOGY AT EAST ORLANDO		1			1
GENESIS MICROBIOLOGY LAB		1			1
Jenkins Living Center		1			1
STAT EMERGENCY CENTER			1	100%	1
SAN JOSE CLINIC		1			1
Cornerstone at the Ranch		1			1
Kroger 907 - The Little Clinic Holland		1			1

COVID-19: testing by laboratory

Data through Apr 19, 2021 verified as of Apr 20, 2021 at 09:25 AM

Data in this report are provisional and subject to change.

The numbers in the table below represent the number of Florida and non-Florida residents for whom test results were received by the Department of Health. A person can be tested by more than one laboratory and can have both positive and negative results. **Therefore, the sum of the numbers in each column will be larger than the total number of people tested.**

Reporting lab	Inconclusive	Negative	Positive	Percent positive	Total
PROGRESSIVE MEDICAL RESEARCH			1	100%	1
MIAMI-DADE COUNTY HEALTH DEPT.		1			1
IMMY LABS			1	100%	1
MINUTECLINIC DIAGNOSTIC OF NH, LLC (CL		1			1
HEALTH & WELLNESS PROFESSIONALS INC			1	100%	1
ARISTACARE AT MANCHESTER		1			1
Kroger 086 - The Little Clinic Broomfield-Sheridan		1			1
PATHOLOGY ASSOCIATES			1	100%	1
OUCH URGENT CARE			1	100%	1
ST LUKE LUTHERAN HOME		1			1
LABORATORIO BUENA SALUD			1	100%	1
FORT MYERS DIALYSIS		1			1
BUFFALO VAMC			1	100%	1
ROBERT TAYLOR COMMUNITY COMPLEX			1	100%	1
NHC HealthCare St. Charles		1			1
PULSE MEDICAL DOCTOTS LLC			1	100%	1
ATLANTIS VISION CENTER			1	100%	1
WILLOWBROOKE CT AT LIMA ESTATES		1			1
FAU MEMORY & WELLNESS CENTER			1	100%	1
WATERTOWN URGENT CARE		1			1
SAINT JOSEPHS HOSPITAL OF ATLANTA			1	100%	1
BLACKBERRY CENTER, THE		1			1
HEALTH CHOICES, PLLC		1			1
San Antonio Residence and Rehabilitation Center		1			1
ATHENA PLASTIC SURGERY		1			1
MAYO MEDICAL LABORATORIES			1	100%	1
PRIORITY CARE LLC			1	100%	1
WILLOWBROOKE COURT AT MATTHEWS GLEN		1			1
Kroger 368 - The Little Clinic Frankfort West		1			1
IRA FIALKO DO			1	100%	1
ANMED HEALTH MEDICAL CENTER			1	100%	1
CROZER-CHESTER MEDICAL CENTER			1	100%	1
Ramsey Village		1			1
CONNECTICUT CVS PHARMACY, LLC		1			1
BELMONT VILLAGE AT JOHNS CREEK		1			1
MEMORIAL HOSPITAL LOS BANOS			1	100%	1
ALLIED PHYSICIANS GROUP		1			1
CHC			1	100%	1
SEATTLE-KING COUNTY			1	100%	1
Victory Health and Rehabilitation			1	100%	1
WHEATON FRANCISCAN LABORATORY			1	100%	1
STEPHENS COUNTY HOSPITAL			1	100%	1
DIXIE REGIONAL MEDICAL CENTER			1	100%	1
Seal Rock Healthcare		1			1
JPS HEALTH CENTER AT TRUE WORTH PLACE			1	100%	1
CVS TN6394POCT BRENTWOOD		1			1
CVS IL2297651CV JOLIET		1			1

COVID-19: testing by laboratory

Data through Apr 19, 2021 verified as of Apr 20, 2021 at 09:25 AM

Data in this report are provisional and subject to change.

The numbers in the table below represent the number of Florida and non-Florida residents for whom test results were received by the Department of Health. A person can be tested by more than one laboratory and can have both positive and negative results. **Therefore, the sum of the numbers in each column will be larger than the total number of people tested.**

Reporting lab	Inconclusive	Negative	Positive	Percent positive	Total
WESTCHESTER MEDICAL CENTER ADVANCED		1			1
BROOKDALE FORT WALTON BEACH			1	100%	1
FREDERICK AVENUE GROUP HOME		1			1
SAINT JOSEPH'S HOSPITAL AND MEDICAL CENTER		1			1
CONCENTRA - TAMPA EAST		1			1
BATESVILLE - SHERWOOD URGENT CARE			1	100%	1
BRIGHAM YOUNG UNIV STUDENT HEALTH CTR			1	100%	1
HONEY BROOK MED INVESTORS LTD/DBA		1			1
SONORAN DESERT PATHOLOGY			1	100%	1
Bayou Vista Community Care Center			1	100%	1
Woodstock Nursing and Rehabilitation Center		1			1
Manor Care of Dallastown d/b/a ManorCare Health Services - Dallastown		1			1
HARTFORD HEALTH CARE & REHABILITATION			1	100%	1
BRUNSWICK HEALTH AND REHABILITATION CE		1			1
HIBISCUS COURT			1	100%	1
Springdale Village		1			1
SUNCOAST FAMILY MEDICAL ASSOCIATES			1	100%	1
ORMOND MEDICAL ARTS FAMILY PRACTICE PL			1	100%	1
ENCOMPASS HEALTH REHABILITATION HOSPITAL OF UTAH		1			1
ATLANTA PLUS URGENT CARE, LLC			1	100%	1
CVS NY2297002CV NEW YORK			1	100%	1
LEHIGH PULMONARY ASSOCIATES			1	100%	1
WALGREENS_CHICAGO		1			1
PATIENT FIRST - GARRISONVILLE			1	100%	1
Scepter Rehab and Health care		1			1
WESTON COUNTY HEALTH SERVICES			1	100%	1
HALE KUPUNA HERITAGE HOME		1			1
LAKEWOOD RANCH MEDICAL GROUP LLC			1	100%	1
LAKESIDE MEDICAL CENTER		1			1
TITUS REGIONAL MEDICAL CENTER			1	100%	1
HOSPITAL METROPOLITANO SAN GERMAN			1	100%	1
ATHENS LIMESTONE HOSPITAL		1			1
CARROLL UNIVERSITY STUDENT HEALTH CENTER		1			1
Southwest Louisiana Veterans Home			1	100%	1
JUP Serology SubSection			1	100%	1
STEPHEN G NELSON MD PA			1	100%	1
Allen Health and Rehabilitation		1			1
SUNCOAST PRIMARY CARE LLC			1	100%	1
HAWKEYE CARE CENTER DUBUQUE		1			1
KENT		1			1
MERRILL GARDENS AT CHAMPIONSGATE			1	100%	1
HEALTHCARE AND REHAB OF SANFORD			1	100%	1
ST LUKES SURGICAL AT THE VILLAGES INC			1	100%	1
MEDICAL CITY DENTON			1	100%	1
VIRTUA HEALTH AND REHABILITATION		1			1
Kroger 683 - The Little Clinic Foothills Plaza		1			1
PEDIATRIC ASSOCIATES OF JULINGTON CREEK			1	100%	1

COVID-19: testing by laboratory

Data through Apr 19, 2021 verified as of Apr 20, 2021 at 09:25 AM

Data in this report are provisional and subject to change.

The numbers in the table below represent the number of Florida and non-Florida residents for whom test results were received by the Department of Health. A person can be tested by more than one laboratory and can have both positive and negative results. **Therefore, the sum of the numbers in each column will be larger than the total number of people tested.**

Reporting lab	Inconclusive	Negative	Positive	Percent positive	Total
SUNRISE/QUAY COUNTY HEALTH CLINIC		1			1
BRISTOL CHILDRENS CLINIC			1	100%	1
MD NOW URGENT CARE			1	100%	1
Kroger - KRO03500568			1	100%	1
CENTRAL ALABAMA HEALTH CARE SYSTEM			1	100%	1
CONEY ISLAND HOSP			1	100%	1
LACKAWANNA HEALTH AND REHAB CENTER	1				1
NAVICENT HEALTH OCONEE, LLC	1				1
ST JOHN'S HOME CARE			1	100%	1
RAMBAM URGENT CARE			1	100%	1
BAYLOR SCOTT & WHITE ALL SAINTS MEDICAL CENTER FT			1	100%	1
OXLEY PARK HEALTH & REHAB	1				1
ADVANCED CARDIOVASCULAR DIAGNOSTICS OF FL			1	100%	1
NF Escambia, LLC DBA Olive BranchHealth and Rehabilitaion Center			1	100%	1
MISSION REGIONAL MEDICAL CENTER			1	100%	1
BIODORON LABORATORIES			1	100%	1
Pinnacle Health and Rehab at South Portland	1				1
Ohman Family Living at Holly Assisted Living	1				1
Accordius Health at Harrisonburg	1				1
CHATEAU MADELEINE - SENIOR LIVING & MEMORY CARE			1	100%	1
ST. MARY MEDICAL CENTER	1				1
WASHINGTON SOLDIERS HOME AND COLONY	1				1
CARENOW URGENT CARE - ANTIOCH	1				1
SUREPOINT URGENT CARE PADRE ISLAND			1	100%	1
FAMILY MEDICAL CENTER	1				1
AMERICAN MEDICAL RESPONSE - FARMER BRA	1				1
EXPRESS LAB LIVINGSTON			1	100%	1
CONVENIENT MD			1	100%	1
HALIFAX FAMILY HEALTH CENTER			1	100%	1
Kroger 465 - The Little Clinic Oakley		1			1
PINELLAS POINT NURSING AND REHAB CENTER			1	100%	1
Eden Meadows	1				1
GENESIS HOME HEALTH CARE SERVICES OF			1	100%	1
St. Anthonys Nursing and Rehab			1	100%	1
URGENT 202 COX CREEK PKWY	1				1
FIRSTCARE MEDICAL CENTER			1	100%	1
CONSOLIDATED			1	100%	1
BROWARD MEDICAL LAB			1	100%	1
MEDEXPRESS URGENT CARE - LEOMINSTER	1				1
SCHUYLER HOSPITAL	1				1
ROCKLEDGE HEALTH & REHABILITATION CENTER			1	100%	1
MRMC LAB MICRO			1	100%	1
Cerenity Senior Care-White Bear Lake	1				1
PHYSICIANS URGENT CARE			1	100%	1
NOORANI MEDICAL CENTER LLC			1	100%	1
SANTA ROSA PEDIATRICS			1	100%	1
Davie Nursing & Rehabilitation Center		1			1

COVID-19: testing by laboratory

Data through Apr 19, 2021 verified as of Apr 20, 2021 at 09:25 AM

Data in this report are provisional and subject to change.

The numbers in the table below represent the number of Florida and non-Florida residents for whom test results were received by the Department of Health. A person can be tested by more than one laboratory and can have both positive and negative results. **Therefore, the sum of the numbers in each column will be larger than the total number of people tested.**

Reporting lab	Inconclusive	Negative	Positive	Percent positive	Total
PHYSICIAN ASSOCIATES, LLC			1	100%	1
ANDERSON NURSING CENTER			1	100%	1
Traymore Nursing Center		1			1
Vista Park			1	100%	1
COLLINS NURSING HOME		1			1
BOCA RATON REGIONAL HOSPITAL		1			1
ARLINGTON ADULT RESIDENTIAL FACILITY, INC			1	100%	1
LabCorp L#09258295 M#09258285			1	100%	1
CVS KS8601POCT OVERLAND PARK			1	100%	1
KEY WEST BRANCH MEDICAL CLINIC			1	100%	1
GRANITE FALLS LTC, LLC		1			1
LIBERTY URGENT CARE			1	100%	1
US LABORATORIES			1	100%	1
PACIFICA CARE PLLC			1	100%	1
HEALTH GUAGE			1	100%	1
MEMORIAL HERMANN SOUTHWEST HOSPITAL			1	100%	1
EAGLE COUNTY HEALTH AND HUMAN SERVICES			1	100%	1
LABORATORY COPRORATION OF AMERICA			1	100%	1
EXPRESS CARE OF OCALA			1	100%	1
BARTLE'S PHARMACY INC			1	100%	1
SEGAL INSTITUTE FOR CLINICAL RESEARCH INC			1	100%	1
SARHA DOCTORS CENTER			1	100%	1
Walgreens #3049		1			1
Crowne Health Care of Eufaula		1			1
AMBRY GENETICS CORP	1				1
INTERIM HEALTHCARE OF PALM COAST			1	100%	1
HOLMES FAMILY PRACTICE PA			1	100%	1
PATIENT FIRST - CHERRY HILL		1			1
PALOMAR MEDICAL CENTER			1	100%	1
CARENOW URGENT CARE-HENDERSONVILLE		1			1
CHRISTIANA HOSPITAL		1			1
NORTH FLORIDA FAMILY MEDICINE			1	100%	1
TRAFALGAR DIALYSIS			1	100%	1
SPECTRUM LUDINGTON			1	100%	1
GENESIS MEDICAL CENTER OF CORAL SPRINGS INC			1	100%	1
SEABROOK EMS			1	100%	1
CARING PROFESSIONAL HEALTH CARE LLC		1			1
D'YOUVILLE SCHOOL OF PHARMACY		1			1
Brown Memorial Home		1			1
REGIONAL MEDICAL CENTER			1	100%	1
MYLAN-SOUTH POINT PA		1			1
SENCARE MANAGEMENT		1			1
CHAMBREL AT PINECASTLE			1	100%	1
SOUTH TEXAS HEALTH SYSTEM ER - WARE ROAD			1	100%	1
BRADENTON CONVENTION CENTER□			1	100%	1
SUNSHINE PEDIATRICS OF LUTz			1	100%	1
Hawthorne House		1			1

COVID-19: testing by laboratory

Data through Apr 19, 2021 verified as of Apr 20, 2021 at 09:25 AM

Data in this report are provisional and subject to change.

The numbers in the table below represent the number of Florida and non-Florida residents for whom test results were received by the Department of Health. A person can be tested by more than one laboratory and can have both positive and negative results. **Therefore, the sum of the numbers in each column will be larger than the total number of people tested.**

Reporting lab	Inconclusive	Negative	Positive	Percent positive	Total
Hinesville VA Clinic		1			1
RED BUG LAKE ROAD OVIEDO COVID			1	100%	1
SPRINGFIELD HOSPITAL			1	100%	1
WEST CARVER MEDICAL ASSOCIATES		1			1
CVS AZ69POCT PEORIA		1			1
DSI LABORATORIES-NAPLES-7TH			1	100%	1
SUNRISE CLINIC SANTA ROSA		1			1
Parkview Care and Rehabilitation Center		1			1
St. Mary's Care Center		1			1
BELLMORE PEDIATRICS		1			1
Greencroft Goshen		1			1
BETHESDA DIALYSIS			1	100%	1
MED CHOICE CENTER OF NORTH MIAMI			1	100%	1
MEDEXPRESS URGENT CARE - JACKSON		1			1
LYSTER MAIN LAB, FT RUCKER		1			1
MEDICAL COLLEGE OF GEORGIA MEDICAL CENTER			1	100%	1
LAS PALMAS MEDICAL CENTER			1	100%	1
RADIANCE HEALTH RX		1			1
PATIENT FIRST - WOODBURY		1			1
BOTTINEAU GOOD SAMARITAN CENTER		1			1
WALGREENS # 12338		1			1
SUNSHINE FAMILY & WELLNESS CENTER			1	100%	1
ST LUKE'S CORNWALL HOSPITAL N			1	100%	1
Medicalodges Neosho			1	100%	1
BAPTIST HEALTH MEDICAL PLAZA			1	100%	1
CHILDRENS AT NORTH POINT URGENT CARE L		1			1
ABSOLUTE QUICK CARE			1	100%	1
BREVARD COUNTY JAIL			1	100%	1
MAINE HEALTH AND ENVIRONMENTAL TESTING LABORATORY			1	100%	1
MID FLORIDA BIOLOGICALS			1	100%	1
Kroger 838 - The Little Clinic Fairborn		1			1
Signature Healthcare of Fort Wayne		1			1
Hempfield Manor		1			1
Falmouth By The Sea			1	100%	1
MINUTECLINIC LLC #3351			1	100%	1
AMERICA'S ER SITE 002 LLC			1	100%	1
Avon Health Center		1			1
HEARTLAND NURSING & REHABILITATION		1			1
Freedom Pointe at The Villages			1	100%	1
CYPRESS CREEK DIALYSIS CTR			1	100%	1
Broomall Manor		1			1
REHABILITATION CENTER OF SOUTH GEORGIA		1			1
WALGREENS #15291		1			1
NORWOOD HEALTH CENTER		1			1
SELECT SPECIALTY HOSPITAL - ORLANDO SOUTH			1	100%	1
Glen Oaks Health and REhabilitation		1			1
CVS MA1121POCT WESTFORD		1			1

COVID-19: testing by laboratory

Data through Apr 19, 2021 verified as of Apr 20, 2021 at 09:25 AM

Data in this report are provisional and subject to change.

The numbers in the table below represent the number of Florida and non-Florida residents for whom test results were received by the Department of Health. A person can be tested by more than one laboratory and can have both positive and negative results. **Therefore, the sum of the numbers in each column will be larger than the total number of people tested.**

Reporting lab	Inconclusive	Negative	Positive	Percent positive	Total
PARKVIEW MANOR NURSING HOME		1			1
MIAMI JEWISH DIALYSIS			1	100%	1
CLEVELAND CLINIC FLORIDA WAIVED			1	100%	1
SPECIALTY DRUG TESTING			1	100%	1
GUILFORD IMMEDIATE CARE, SYAH, LLC		1			1
NEW YORK STATE DEPARTMENT OF HEALTH			1	100%	1
Wedgewood Manor		1			1
CVS NJ2369POCT JACKSON		1			1
Lexington Medical Center Extended Care		1			1
CVS CA9751POCT AGOURA		1			1
CareATC - Columbia College #58		1			1
MORSELIFE HOME CARE INC			1	100%	1
Kroger - KRO01100688			1	100%	1
Rehab Select of Talladega		1			1
Community Care Center of Heritage House, LLC			1	100%	1
BGB SUMMIT MEDICAL GROUP		1			1
Casa Real Center		1			1
MEMORIAL HEALTH UNIVERSITY MEDICAL		1			1
Chateau Living Center			1	100%	1
AMBULATORY CARE CLINIC, LLC			1	100%	1
EAST END PEDIATRICS		1			1
SILVER SPRINGS SHORES DIALYSIS			1	100%	1
LAKE VIEW COURT		1			1
BRISTOL REGINAL MEDICAL CENTER			1	100%	1
Raleigh Center (WV)			1	100%	1
MISSISSIPPI VALLEY REGIONAL BLOOD CENTER			1	100%	1
GSM OCED Subsection			1	100%	1
ABRAZO WEST CAMPUS			1	100%	1
CONTINENTAL HOME HEALTH CARE INC			1	100%	1
PREMIUM HOME HEALTH CARE INC			1	100%	1
SOPHIA MEDICAL ASSOCIATES, PC			1	100%	1
Miller Health Care Center			1	100%	1
BHS PHYSICIAN NETWORK			1	100%	1
ST VINCENT'S AMBULATORY CARE INC			1	100%	1
WALGREENS #01456		1			1
CDR MAGUIRE - STUART MISSION			1	100%	1
SYNERGENE LABORATORY			1	100%	1
Indian Oaks Living Center		1			1
NEW ERA COMMUNITY HEALTH CENTER LLC		1			1
LRHS Pablo Urgent Care		1			1
SCRIPPS MERCY HOSPITAL			1	100%	1
THE TOLEDO HOSPITAL			1	100%	1
WESTEX URGENT CARE, PLLC			1	100%	1
WEST BOYNTON DIALYSIS			1	100%	1
SPECTRUM LABORATORY			1	100%	1
TENNOVA ER - SANGO			1	100%	1
LEGACY AT HIGHWOODS PRESERVE		1			1

COVID-19: testing by laboratory

Data through Apr 19, 2021 verified as of Apr 20, 2021 at 09:25 AM

Data in this report are provisional and subject to change.

The numbers in the table below represent the number of Florida and non-Florida residents for whom test results were received by the Department of Health. A person can be tested by more than one laboratory and can have both positive and negative results. **Therefore, the sum of the numbers in each column will be larger than the total number of people tested.**

Reporting lab	Inconclusive	Negative	Positive	Percent positive	Total
CRUSADER COMMUNITY HEALTH			1	100%	1
OMNICARE PHARMACY OF TEXAS 1, LP		1			1
NEMOURS CHILDREN HOSPITAL			1	100%	1
INTERIM HEALTHCARE			1	100%	1
COURTLAND TERRACE		1			1
A.G. Rhodes		1			1
TAYLOR COUNTY HEALTH DEPARTMENT			1	100%	1
YOUR KIDS URGENT CARE			1	100%	1
Kroger 705 - The Little Clinic Richmond		1			1
The Center at Centennial			1	100%	1
ALLEGANY COUNTY DEPARTMENT OF HEALTH		1			1
AURORA CONSOLIDATED LABORATORY			1	100%	1
TRIPLE O RESEARCH INSTITUTE PA			1	100%	1
CORVALLIS CLINIC PC LAB		1			1
FLORIDA DEPARTMENT OF HEALTH PALM BEACH COUNTY			1	100%	1
RYE BEACH PHARMACY INC		1			1
CAH ACQUISITION COMPANY 11 LLC			1	100%	1
ORLANDO DIALYSIS		1			1
WALKIN MEDICAL URGENT CARE,NEW CITY			1	100%	1
CVS IL7142POCT LOCKPORT		1			1
CENTER AT WATERFRONT		1			1
THE EMORY CLINIC			1	100%	1
Walgreens #12153		1			1
CLARKSVILLE MANOR INC		1			1
FAMILY MEDICAL CLINIC KENDALL LLC			1	100%	1
AMERICAN LAB LLC		1			1
Walgreens #12695			1	100%	1
SMITH			1	100%	1
PALM BEACH PEDIATRIC UROLOGY			1	100%	1
Fairview			1	100%	1
LAS PALOMAS SENIOR LIVING		1			1
Kroger 006 - The Little Clinic Uintah Gardens		1			1
LANTANA HC LAB			1	100%	1
BIOLOGICAL AND CHEMICAL EMERGENCIES LABORATORY			1	100%	1
METHODISM MIDLOTHIAN MEDICAL CENTER			1	100%	1
NEW ULM MEDICAL CENTER			1	100%	1
THYROID SPECIALTY LABORATORY			1	100%	1
NHC HEALTH CARE CENTER		1			1
PREVENTIVE CARDIOLOGY AND INTERNAL MEDICINE ASSOCI			1	100%	1
TFH HOME HEALTH INC			1	100%	1
GOOD PEDIATRICS			1	100%	1
CORE OCCUPATIONAL MEDICINE			1	100%	1
Hillside Manor Rehabilitation and Extended Care Center		1			1
Kempsville Health and Rehab Center		1			1
Piqua Manor		1			1
PRESTIGE ER			1	100%	1
Medilodge of Midland		1			1

COVID-19: testing by laboratory

Data through Apr 19, 2021 verified as of Apr 20, 2021 at 09:25 AM

Data in this report are provisional and subject to change.

The numbers in the table below represent the number of Florida and non-Florida residents for whom test results were received by the Department of Health. A person can be tested by more than one laboratory and can have both positive and negative results. **Therefore, the sum of the numbers in each column will be larger than the total number of people tested.**

Reporting lab	Inconclusive	Negative	Positive	Percent positive	Total
RIO GRANDE REGIONAL HOSPITAL FAMILY PRACTICE CLINC			1	100%	1
NHSN_AIMS		1			1
MEDCARE QUALITY MEDICAL CENTER LLC			1	100%	1
PALMETTO CHARTER SCHOOL□		1			1
PUBLIC HEALTH LABORATORIES			1	100%	1
CFHC - FROSTPROOF			1	100%	1
DORAL KIDNEY CENTER			1	100%	1
Fairhope		1			1
ROSE MEDICAL CENTER LAB			1	100%	1
C V S / PHARMACY #833		1			1
CVS AZ9273POCT TUCSON			1	100%	1
MYCLINIC, INC			1	100%	1
Walgreens #9121		1			1
NEMOURS CHILDREN'S PRIMARY CARE			1	100%	1
NULEASE MEDICAL SOLUTIONS			1	100%	1
INTERMOUNTAIN HEALTHCARE CENTRAL LABORATORY			1	100%	1
Juniper Village at Bucks County		1			1
MIAMI CHILDRENS HOSPITAL MIDTOWN OUTPATIENT CENTER			1	100%	1
CVS TX7824POCT GARLAND		1			1
FLORIDA FAMILY LABORATORY		1			1
TMH PHYSICIAN PARTNERS QUINCY			1	100%	1
WALGREENS #05150		1			1
SILVERMAN			1	100%	1
KELLY			1	100%	1
DORNOCH PLACE DEL PRADO		1			1
HEALTH CLINIC,THE		1			1
Good Samaritan Society-Atkinson		1			1
NEW RIVER HEALTH DISTRICT			1	100%	1
VIBRA HEALTH LABORATORY			1	100%	1
Orange City Nursing and Rehab Center			1	100%	1
Masonic Medical Research Institute			1	100%	1
CVS PA2867POCT FOLSOM		1			1
JOHN HOPKINS WELLNESS CENTER PEPSICO			1	100%	1
VIP STARNETWORK		1			1
SENTARA NORFOLK GENERAL HOSPITAL			1	100%	1
LOUISIANA STATE LAB			1	100%	1
CLINICAL LABORATORY DEPARTMENT			1	100%	1
CLINTON DRUG STORE		1			1
Central Alabama Veterans HCS - East Campus		1			1
ANDREWS			1	100%	1
PULMONARY, CRITICAL CARE AND SLEEP DISORDERS INSTITUTE OF SOUTH FLORID			1	100%	1
HANCOCK REGIONAL HOSPITAL		1			1
OCALA REGIONAL DIALYSIS- NORTH			1	100%	1
Kroger 539 - The Little Clinic Memorial Blvd.		1			1
OCALA RKC EAST HEMO #1			1	100%	1
FAYETTE MEDICAL CENTER LAB		1			1
Memorial Health Care Center			1	100%	1

COVID-19: testing by laboratory

Data through Apr 19, 2021 verified as of Apr 20, 2021 at 09:25 AM

Data in this report are provisional and subject to change.

The numbers in the table below represent the number of Florida and non-Florida residents for whom test results were received by the Department of Health. A person can be tested by more than one laboratory and can have both positive and negative results. **Therefore, the sum of the numbers in each column will be larger than the total number of people tested.**

Reporting lab	Inconclusive	Negative	Positive	Percent positive	Total
Kroger 397 - The Little Clinic Frankfort East		1			1
Diversicare of Eupora		1			1
HOLLAND COMMUNITY HOSPITAL		1			1
Bethel Lutheran Nursing & Rehabilitation Center		1			1
CONCENTRA - OCALA		1			1
REFERENCE LABORATORY			1	100%	1
MARYWOOD HEIGHTS		1			1
LIMA MEMORIAL HOSPITAL			1	100%	1
CAREWELL URGENT CARE FITCHBURG			1	100%	1
SALEM HOSPITAL REGIONAL LABORATORY		1			1
MAIN STREET PHARMACY OF MARCELLUS, INC		1			1
FORT LOUDOUN PRIMARY CARE		1			1
SPRINGBROOK HOSPITAL			1	100%	1
NEW MILFORD HOSPITAL			1	100%	1
RIVERTON CBOC			1	100%	1
INNOVATIVE HEALTH DIAGNOSTIC OF CALIFORNIA			1	100%	1
SAINT PETE MRI			1	100%	1
DEPT OF VA MEDICAL CENTER - MIAMI			1	100%	1
PSL JAX BEACH OPERATIONS LLC			1	100%	1
Oakview Manor Health and Rehab		1			1
WELLSTAR STUDENT SERVICES-MARIETTA CLI		1			1
IDAHO HEALTH DEPARTMENT			1	100%	1
QUALITY CLINICAL LAB LLC			1	100%	1
WALGREENS #05432		1			1
IVY CREEK HEALTHCARE & WELLNESS CENTRE			1	100%	1
GENVIEW DIAGNOSIS INC			1	100%	1
WYOMING OPCO, LLC DBA MEDILODGE OF WYO		1			1
STANDIFER PLACE		1			1
CAN COMMUNITY HEALTH NORTH MIAMI, FL		1			1
Riverside Nursing & Rehabilitation Center		1			1
PROVIDENCE HOSPITAL			1	100%	1
SHRIVERS PHARMACY AND WELLNESS CENTER			1	100%	1
ST JOHNS PEDIATRICS PA		1			1
TRIHEALTH			1	100%	1
PENROSE HOSPITAL			1	100%	1
SWIFT CREEK HEALTH CENTER AT THE TEMPL		1			1
Mayfair Village Nursing Care Center		1			1
MEDEXPRESS NORTHSIDE			1	100%	1
ADVANCE GASTROENTEROLOGY			1	100%	1
BORINQUEN HEALTH CENTER			1	100%	1
Oak Hill Health & Rehabilitation Center			1	100%	1
OAKWOOD HOSPITAL - SOUTHSORE			1	100%	1
CLINICAL MICROBIOLOGY LAB FAIRVIEW UNIVERSITY HOSPITAL			1	100%	1
TALLAHASSEE DIALYSIS		1			1
CHILDRENS HEALTHCARE CTE OF NORTHERN		1			1
Lantern Park Specialty Care		1			1
J F K PEDIATRICS			1	100%	1

COVID-19: testing by laboratory

Data through Apr 19, 2021 verified as of Apr 20, 2021 at 09:25 AM

Data in this report are provisional and subject to change.

The numbers in the table below represent the number of Florida and non-Florida residents for whom test results were received by the Department of Health. A person can be tested by more than one laboratory and can have both positive and negative results. **Therefore, the sum of the numbers in each column will be larger than the total number of people tested.**

Reporting lab	Inconclusive	Negative	Positive	Percent positive	Total
MED LAB SERVICES, LLC			1	100%	1
NEMOURS CHILDRENS URGENT CARE			1	100%	1
Accordius Health at Gastonia			1	100%	1
HOLYOKE MEDICAL CENTER			1	100%	1
HORIZON MEDICAL CENTER			1	100%	1
Kroger 527 - The Little Clinic Hwy 70 S.		1			1
SANITAS RESEARCH LLC			1	100%	1
GOSHEN HOSPITAL			1	100%	1
Dupage Care Center			1	100%	1
MONMOUTH MEDICALC ENTER		1			1
LAB. CORP. OF AMERICA			1	100%	1
CARESPOT - WELLINGTON			1	100%	1
PARKWAY REGIONAL MEDICAL CENTER LAB			1	100%	1
TOMAH VAMC			1	100%	1
SUNY AT STONY BROOK			1	100%	1
Valley View Health and Rehabilitation, LLC		1			1
MID-SOUTH URGENT CARE, PLLC			1	100%	1
INTERNAL MEDICINE GROUP OF WINTER HAVEN PA		1			1
FLORIDA HEALTH CARE MEDICAL GROUP		1			1
EMERALD HEALTH CARE		1			1
ORLANDO PHYSICIAN NETWORK		1			1
SOUTH FLORIDA EVALUATION AND TREATMENT		1			1
DERMDX, DIV OF AURORA DIAGNOSTICS/BERNHARDT LAB		1			1
Monument Health Strugis Care Center		1			1
CAN COMMUNITY HEALTH LLC		1			1
PCG MOLECULAR			1	100%	1
FRIO REGIONAL PRIMARY CARE AND URGENT CARE CLINIC			1	100%	1
UNIVERSITY OF MARYLAND PATHOLOGY ASSOCIATES			1	100%	1
HAMPTON VAMC		1			1
Spring Gate Rehab and Healthcare Center		1			1
FLORIDA ADVANCED MEDICAL AND DERM AESTHETICS LLC			1	100%	1
HSRE-ASL CASSELBERRY TRS, LLC			1	100%	1
SARASOTA MEMORIAL HEALTHCARE			1	100%	1
ER NEAR ME HULEN		1			1
Ashland Place Health and Rehabilitation, LLC		1			1
Robinson Terrace Rehabilitation and Nursing Center		1			1
WILMINGTON NURSING AND REHAB			1	100%	1
CHATSWORTH ASSISTED LIVING COMMUNITY AT PGA NATIONAL			1	100%	1
ATMORE COMMUNITY HOSPITAL			1	100%	1
FLORIDA DIGESTIVE AND LIVER SPECIALISTS			1	100%	1
BOCA GENERAL AND FAMILY MEDICINE		1			1
MEDEXPRESS URGENT CARE-MEADVILLE			1	100%	1
HIGHLAND LABORATORY			1	100%	1
POUDRE VALLEY HOSPITAL			1	100%	1
Caldwell Care		1			1
Community Compassion Center of Batesville			1	100%	1
ADVANCED MEDICAL LABORATORIES (AML)			1	100%	1

COVID-19: testing by laboratory

Data through Apr 19, 2021 verified as of Apr 20, 2021 at 09:25 AM

Data in this report are provisional and subject to change.

The numbers in the table below represent the number of Florida and non-Florida residents for whom test results were received by the Department of Health. A person can be tested by more than one laboratory and can have both positive and negative results. **Therefore, the sum of the numbers in each column will be larger than the total number of people tested.**

Reporting lab	Inconclusive	Negative	Positive	Percent positive	Total
441 URGENT CARE CENTER - BROWNWOOD			1	100%	1
BROOKSHIRE, THE			1	100%	1
QUALITY LAB			1	100%	1
MEDEXPRESS URGENT CARE-HAVERHILL		1			1
COASTAL ER IX, PHYSICIANS PREMIER			1	100%	1
WESTOX LABS		1			1
Kroger 670 - The Little Clinic Powell		1			1
THE LITTLE CLINIC, LLC			1	100%	1
PORTAGE MEDICAL CENTER			1	100%	1
MORGAN MEDICAL CENTER		1			1
ST MARYS HEALTH CARE SYSTEM		1			1
Mason Health and Rehab		1			1
INDIAN RIDGE		1			1
Jewish Home of Rochester		1			1
CONSULATE HEALTH CARE OF VERO BEACH			1	100%	1
MARTIN MEM FAMILY CARE AT ST LUCIE W			1	100%	1
Kroger 588 - The Little Clinic Thompsons Station		1			1
MEDEXPRESS URGENT CARE - TOTOWA		1			1
LIFESTREAM BEHAVIORAL CENTER INC			1	100%	1
FOUNDATION LABORATORY			1	100%	1
MEDEXPRESS URGENT CARE - CABOT			1	100%	1
SYNAPSE ANALYTICAL LABS		1			1
ALL PRO ORTHOPEDICS & SPORTS MEDICINE, PA			1	100%	1
Baypoint Healthcare Center			1	100%	1
Maplewood of Cheshire County		1			1
CERMAK HEALTH SERVICES			1	100%	1
NSPIRE HEALTHCARE PLANTATION			1	100%	1
ADVANCED RESEARCH AND DIAGNOSTIC LABORATORY UNIVERSITY OF MINNESOTA			1	100%	1
DSL TENANT II LLC			1	100%	1
Diversicare of Ripley		1			1
TRITENN LLC		1			1
BRANKO D PEJIC MD FAMILY PRACTICE			1	100%	1
SHAW MEDICAL GROUP LLC			1	100%	1
EXACCARE KINGSTON, LLC			1	100%	1
VA Boston HCS-Brockton Division		1			1
ELLICOTT CENTER FOR REHABILITATION AND		1			1
HARDIN HEALTH INC		1			1
CANDLER HOSPITAL			1	100%	1
Kroger - KRO03400316			1	100%	1
MEDIPLUS CLINIC, INC			1	100%	1
PAUL C SCHWARTZ & MELVIN L WEIDMAN		1			1
Encompass Health Rehab Hosp Tinton Falls		1			1
Arch Plaza Nursing and Rehabilitation Center			1	100%	1
Waycross VA CBOC		1			1
BRIGHT HEALTH CLINIC CORP			1	100%	1
DEVITA		1			1
GARNET HEALTH URGENT CARE		1			1

COVID-19: testing by laboratory

Data through Apr 19, 2021 verified as of Apr 20, 2021 at 09:25 AM

Data in this report are provisional and subject to change.

The numbers in the table below represent the number of Florida and non-Florida residents for whom test results were received by the Department of Health. A person can be tested by more than one laboratory and can have both positive and negative results. **Therefore, the sum of the numbers in each column will be larger than the total number of people tested.**

Reporting lab	Inconclusive	Negative	Positive	Percent positive	Total
ATHENS MEDICAL CENTER			1	100%	1
Florence Nursing and Rehabilitation Center		1			1
SUN CITY DIAGNOSTIC CENTER			1	100%	1
WELLINGTON WEST 100176			1	100%	1
ADVENTHEALTH MEDICAL GROUP OBSTETRICS AND			1	100%	1
NIHCC			1	100%	1
PALMS WEST SURGICENTER		1			1
HIGH DESERT COURT GROUP HOME			1	100%	1
Washington County Nursing H0me			1	100%	1
RIVERSIDE PEDIATRIC GROUP, INC		1			1
WALGREENS #5130			1	100%	1
ST MICHAEL'S ELITE MEDICAL HOSPITAL			1	100%	1
Indianspring of Oakley		1			1
FIRST CARE WALK IN CLINIC LLC			1	100%	1
ADVANCE HEALTH AND WELLNESS SOLUTIONS			1	100%	1
ST JOSEPHS CHILDRENS HOSPITAL PEDI TRANSPORT			1	100%	1
GWINNETT MEDICAL CENTER			1	100%	1
INTERNAL MEDICINE ASSOCIATES		1			1
APPLECARE URGENT CARE JESUP			1	100%	1
SUN LABORATORY SERVICES,INC			1	100%	1
CEPERO PEDIATRICS PA			1	100%	1
Maple Lane Nursing Home		1			1
ORDRS, INC.			1	100%	1
CVS IL2297652CV CHICAGO		1			1
Eagle Point Health Care Center		1			1
SUMMERFIELD PAIN MANAGEMENT			1	100%	1
CULVER CITY URGENT CARE			1	100%	1
ADVANCE MD CARE			1	100%	1
Niles Nursing and Rehab. Center		1			1
MINUTE CLINIC DIAGNOSTIC MED GRP OF CA		1			1
INFANTS & CHILDREN PA			1	100%	1
SURGERY CENTER, THE			1	100%	1
FLORIDA HOME HEALTH			1	100%	1
EAST COAST INSTITUTE FOR RESEARCH LLC			1	100%	1
NATICK URGENT CARE			1	100%	1
BEAUMONT REFERENCE LABORATORY			1	100%	1
SUPREME MEDICAL GROUP PLLC			1	100%	1
PROGENESIS INC			1	100%	1
PHYSICIANS ASSOCIATES PA			1	100%	1
VERITAS GENETICS, INC.			1	100%	1
Ravenwood Speciality Care		1			1
SMA BEHAVIORAL HEALTH SERVICES INC		1			1
REGIONAL MED CTR BAYONET POINT			1	100%	1
Manassas Health & Rehab			1	100%	1
BRETON REHABILITATION & LIVING CENTRE		1			1
OAKWOOD HOSPITAL - DEARBORN LAB			1	100%	1
DOCTORS HOSPITAL OF LAREDO			1	100%	1

COVID-19: testing by laboratory

Data through Apr 19, 2021 verified as of Apr 20, 2021 at 09:25 AM

Data in this report are provisional and subject to change.

The numbers in the table below represent the number of Florida and non-Florida residents for whom test results were received by the Department of Health. A person can be tested by more than one laboratory and can have both positive and negative results. **Therefore, the sum of the numbers in each column will be larger than the total number of people tested.**

Reporting lab	Inconclusive	Negative	Positive	Percent positive	Total
CAROLINAS PHYSICIAN NETWORK			1	100%	1
STEWART FLORIDA ALF, INC			1	100%	1
UF HEALTH EMERGENCY CENTER LABORATORY		1			1
ST JOHN HOSPITAL & MEDICAL CENTER MICRO			1	100%	1
THE HOSPITALS OF PROVIDENCE EMERGENCY ROOM			1	100%	1
SANTA CLARA VALLEY MEDICAL CENTER			1	100%	1
White Oak Manor - Rock Hill		1			1
MEDEXPRESS-DOVER		1			1
CUSTOM SCRIPTS PHARMACY		1			1
EMERY MEDICAL CENTER			1	100%	1
ENT AND ALLERGY ASSOCIATES, LLP		1			1
BMRHC HARRISON		1			1
SANFORD LABORATORIES WATERTOWN			1	100%	1
Heartland of Perrysburg		1			1
FLAGLER PROFESSIONAL HEALTH CARE SERVICES INC		1			1
VA Healthcare Center- Newburg		1			1
RIVERSIDE MEDICAL CENTER		1			1
CLINICAL CARE, INC			1	100%	1
MDS PHARMA SERVICES		1			1
LIFE CARE CENTER OF GWINNETT		1			1
SHANNON CLARK OD, PA			1	100%	1
PALM SPRINGS GENERAL HOSPITAL			1	100%	1
OPTI MED PHARMACY		1			1
BOND & STEELE CLINIC, PA			1	100%	1
SOUTHERN FAMILY HEALTH			1	100%	1
FREEPORT ER DOX URGENT CARE		1			1
ERIE COUNTY EMERGENCY SERVICES DIV OF		1			1
POETS WALK SARASOTA			1	100%	1
PUTNAM CO HOSPITAL-D/B/A ASBURY TOWERS		1			1
Oceanside Health & Rehabilitation Center		1			1
USC VERDUGO HILLS HOSPITAL			1	100%	1
INNOVATIVE CARE PARTNERS PLLC			1	100%	1
PANCARE HEALTH - BRUCE			1	100%	1
Bivins Pointe			1	100%	1
EI Paso Health Care Center			1	100%	1
HEALTHPLUS			1	100%	1
AUGUSTA UNIVERISTY MEDICAL CENTER			1	100%	1
MEDEXPRESS URGENT CARE - PINE BLUFF S		1			1
St. Catherine's manor of Findlay		1			1
MEDEXPRESS URGENT CARE-BRENTWOOD		1			1
HIDALGO FAMILY CLINIC			1	100%	1
HEALTH FIRST MEDICAL GROUP LLC			1	100%	1
PEDIATRICS AND FAMILY CARE, LLC			1	100%	1
ADAPTIVE BIOTECHNOLOGIES			1	100%	1
CARESPOT - OVIEDO			1	100%	1
SARASOTA MEMORIAL HOSPITAL		1			1
LEE MEMORIAL HEALTH SYSTEMS HOME HEALTH		1			1

COVID-19: testing by laboratory

Data through Apr 19, 2021 verified as of Apr 20, 2021 at 09:25 AM

Data in this report are provisional and subject to change.

The numbers in the table below represent the number of Florida and non-Florida residents for whom test results were received by the Department of Health. A person can be tested by more than one laboratory and can have both positive and negative results. **Therefore, the sum of the numbers in each column will be larger than the total number of people tested.**

Reporting lab	Inconclusive	Negative	Positive	Percent positive	Total
DR PHILLIPS CENTER FOR WELLNESS		1			1
CLEVELAND CLINIC OUTPATIENT LABORATORY			1	100%	1
CACERES SPECIALIZED GYNECOLOGY		1			1
Kroger 444 - The Little Clinic Dent		1			1
SPORTS MEDICINE CLINIC - U OF WYOMING			1	100%	1
Life Care Center of Paradise Valley		1			1
Sage Bluff Health & Rehabilitation Center		1			1
MEDICAL ASSOCIATES OF CARTER		1			1
Heritage of Red Cloud		1			1
VA OPTOMETRY CLINIC			1	100%	1
THE HEART HOSPITAL BAYLOR PLANO			1	100%	1
URGENT CARE CENTER OF PORT ORANGE LLC			1	100%	1
SIERRA HEALTH CARE CENTER		1			1
VA Texas Valley Coastal Bend Harlingen HCC		1			1
PATIENT FIRST			1	100%	1
Arlington Care Center			1	100%	1
ST FRANCIS MEDICAL CENTER			1	100%	1
PEDIATRIC ASSOCIATES - JACKSONVILLE			1	100%	1
VA North May Outpatient Clinic		1			1
BETTER U BETTER LIFE WELLNESS LLC			1	100%	1
CVS MA929POCT FRANKLIN		1			1
KETTERING MEDICAL CENTER			1	100%	1
MULTICARE PHYSICIANS			1	100%	1
ANY LAB TEST NOW JACKSONVILLE		1			1
DAVITA DIALYSIS-NORTH			1	100%	1
Kroger 500 - The Little Clinic Speedway		1			1
SMITH KLINE			1	100%	1
HARMONY HEALTHCARE ORLANDO INC		1			1
AVERA SACRED HEART HOSPITAL			1	100%	1
ADVENTHEALTH SENIOR CARE AT ORMOND			1	100%	1
MEDEXPRESS URGENT CARE - BENTONVILLE		1			1
ROSLYN INTERNAL MEDICINE		1			1
ST. LUKES HOSPITAL			1	100%	1
GALVESTON COUNTY HEALTH DISTRICT			1	100%	1
Heartland of Pittsburgh PA, LLC		1			1
MEDICAL CLINIC OF HOUSTON			1	100%	1
Gulf Coast health and Rehabilitation, LLC		1			1
Westminster Canterbury Richmond		1			1
PROGRESSIVE URGENT CARE, PC			1	100%	1
TEXAS HEALTH HARRIS METHODIST HOSPITAL			1	100%	1
SV MOBILE HEALTH			1	100%	1
TRANSCEND PERFORMANCE AND LIFESTYLE INSTITUTE			1	100%	1
FAIRFIELD MEDICAL CENTER			1	100%	1
Orchid Cove at Naples			1	100%	1
KEY BISCAYNE PEDIATRIC ASSOCIATES INC			1	100%	1
ST JOHNS MEDICAL CENTER		1			1
Fulton County Medical Center Long Term Care			1	100%	1

COVID-19: testing by laboratory

Data through Apr 19, 2021 verified as of Apr 20, 2021 at 09:25 AM

Data in this report are provisional and subject to change.

The numbers in the table below represent the number of Florida and non-Florida residents for whom test results were received by the Department of Health. A person can be tested by more than one laboratory and can have both positive and negative results. **Therefore, the sum of the numbers in each column will be larger than the total number of people tested.**

Reporting lab	Inconclusive	Negative	Positive	Percent positive	Total
NEMOURS CHILDREN'S			1	100%	1
Glenburn Home		1			1
AUTUMN HOUSE			1	100%	1
VITAL CARE			1	100%	1
LIFE CARE CENTER OF CLEVELAND		1			1
Signature HealthCare of Bowling Green		1			1
Ladera Center		1			1
Smg At Bridgewater Family Medicine		1			1
WELL KEY URGENT CARE MARYVILLE		1			1
Elm Crest Senior Living Community		1			1
CRESTHAVEN			1	100%	1
BAYSHORE DIALYSIS			1	100%	1
LAB TEST KENDALL LLC		1			1
COOSA VALLEY HEALTHCARE CENTER LLC		1			1
OXY-GENLAB			1	100%	1
Parkwood Healthcare Facility		1			1
CMC MERCY LABORATORY			1	100%	1
MID FLORIDA DERMATOLOGY ASSOCIATES PA			1	100%	1
EPIC CARE PHARMACY		1			1
GREATER TAMPA AT HOME			1	100%	1
LANGLADE			1	100%	1
PIEDMONT MOUNTAINSIDE HOSPITAL LABORAT		1			1
PEDIATRIC PARTNERS ZEPHYRHILLS			1	100%	1
CALIFORNIA PUBLIC HEALTH LABORATORY			1	100%	1
FAIRHAVEN		1			1
CARRINGTON, LLC D/B/A THE CARRINGTON		1			1
JEFFREY A HIRSCHFIELD, MD PA			1	100%	1
WELLNOW URGENT CARE-OSWEGO			1	100%	1
ULTIMATE ANALYSIS LABORATORY			1	100%	1
ADVENTHEALTH HOME CARE WATERMAN			1	100%	1
Mountain City Care and Rehabilitation Center		1			1
OPTIMAL MEDICINE INC		1			1
VISTA DEL SOL MED ASSOC		1			1
UNIVERSITY OF FLORIDA			1	100%	1
Good Shepherd Fairview Home, Inc.		1			1
EAST LANSING OPCO		1			1
CORDOVA FAMILY PRACTICE			1	100%	1
WMG URGENT CARE WOODSTOCK			1	100%	1
CVS AZ3264POCT PHOENIX			1	100%	1
EXCEPTIONAL EMERGENCY CENTER			1	100%	1
Franciscan Convalescent Hospital		1			1
LONESTAR 24HRER MANAGEMENT LLC DBA LONESTAR 24HRER			1	100%	1
PHYSICIANS PRIMARY CARE LEHIGH PEDS			1	100%	1
KANA MEDICAL			1	100%	1
MEDICAL EXAMINERS OFFICE, LEESBURG			1	100%	1
LAMARQUE DIALYSIS			1	100%	1
KIOSK MEDICINE KENTUCKY LLC		1			1

COVID-19: testing by laboratory

Data through Apr 19, 2021 verified as of Apr 20, 2021 at 09:25 AM

Data in this report are provisional and subject to change.

The numbers in the table below represent the number of Florida and non-Florida residents for whom test results were received by the Department of Health. A person can be tested by more than one laboratory and can have both positive and negative results. **Therefore, the sum of the numbers in each column will be larger than the total number of people tested.**

Reporting lab	Inconclusive	Negative	Positive	Percent positive	Total
CAREHERE HUDSON BAY			1	100%	1
NOSE AND SINUS INSTITUTE OF BOCA RATON		1			1
ASHLEY CLINICAL DIAGNOSTIC LABORATORY			1	100%	1
ROYAL PALM PEDIATRICS			1	100%	1
MOUNT SINAI HOSPITAL OF QUEENS			1	100%	1
FRITZINGERTOWN SENIOR LIVING		1			1
Sunnybrook Rehabilitation Center			1	100%	1
1ST MED DOTHAN			1	100%	1
Parkside Manor		1			1
GULF COUNTY HEALTH DEPARTMENT			1	100%	1
VELOCITY URGENT CARE - CHIMNEY HILL			1	100%	1
MEDEXPRESS URGENT CARE - MT EPHRAIM		1			1
American Fork Care Center dba Heritage Care Center		1			1
ARIZA WELLNESS CARE LLC			1	100%	1
DOCTORS MEMORIAL HOSP HOME HEALTH CARE		1			1
Birmingham Nursing and Rehabilitation East LLC		1			1
EDGAR PRICE FAMILY & CHILDREN HEALTHCARE CENTER			1	100%	1
SUNSHINE URGENT CARE			1	100%	1
AVON PARK CLUSTER		1			1
SOUTH DADE NURSING & REHABILITATION CENTER			1	100%	1
PROVIDENCE PORTLAND MEDICAL CENTER		1			1
HARDIN MEMORIAL HOSPITAL - HEARTLAND PATHOLOGY CONSULTANTS			1	100%	1
WINDMOOR HEALTHCARE			1	100%	1
MEMORIAL HOSPITAL AT GULFPORT			1	100%	1
Kroger 698 - The Little Clinic 14th Street/Bell		1			1
SANCHEZ CAZAU MEDICAL GROUP			1	100%	1
PIEDMONT MOUNTAINSIDE HOSPITAL LAB - E		1			1
Court House Center		1			1
MEDONE URGENT CARE			1	100%	1
BRIDGES AT LIFE CARE CENTER OF OCALA, THE			1	100%	1
BAPTIST MEDICAL PLAZA AT WESTCHESTER			1	100%	1
WINNIFRED ASSISTED LIVING FACILITY INC		1			1
MED-LAKE LABORATORY			1	100%	1
NORWALK HOSPITAL			1	100%	1
QC LABORATORY			1	100%	1
Kroger 779 - The Little Clinic Georgetown		1			1
CATERPILLAR INC - MIAMI DISTRIBUTION CENTER			1	100%	1
FLORIDA HEART AND VASCULAR MULTISPECIALTY GROUP PA			1	100%	1
HEALTHPARTNERS HUDSON CLINIC			1	100%	1
INTERNAL MEDICINE GROUP OF CENTRAL FLORIDA			1	100%	1
Acts Manor House		1			1
REGIONAL MEDICAL LABORATORY			1	100%	1
Carington Park			1	100%	1
EASTSIDE MEDICAL CLINIC		1			1
Avantara Lake Norden		1			1
YUMA REGIONAL MEDICAL CENTER			1	100%	1
STONECREST MEDICAL CENTER		1			1

COVID-19: testing by laboratory

Data through Apr 19, 2021 verified as of Apr 20, 2021 at 09:25 AM

Data in this report are provisional and subject to change.

The numbers in the table below represent the number of Florida and non-Florida residents for whom test results were received by the Department of Health. A person can be tested by more than one laboratory and can have both positive and negative results. **Therefore, the sum of the numbers in each column will be larger than the total number of people tested.**

Reporting lab	Inconclusive	Negative	Positive	Percent positive	Total
COMMUNITY			1	100%	1
WALGREENS #15369		1			1
Heritage Inn Health and Rehabilitation		1			1
SOUTHWEST REGIONAL PCR LABORATORY			1	100%	1
Walgreens #3661		1			1
BLAKE AT PENSACOLA OPERATION CO, LLC, THE			1	100%	1
UABC			1	100%	1
CVS MA634POCT KINGSTON			1	100%	1
Consulate Health Care of Tallahassee			1	100%	1
Hearthstone Nursing and Rehabilitation Center		1			1
PROVIDENCE ST PETER HOSPITAL		1			1
KATHY L ANDERSON DO PA			1	100%	1
CARESOUTH HHA HOLDINGS OF VIRGINIA, LLC			1	100%	1
LABWORKS LLC			1	100%	1
WALGREEN#12147		1			1
Mountain View Manor			1	100%	1
ELAN MANATEE			1	100%	1
URGENT CARE OF FORT LAUDERDALE INC			1	100%	1
RIVERVIEW HOSPITAL	1				1
KID FIXERS		1			1
BRADENTON DIALYSIS			1	100%	1
HEALTH ALLIANCE			1	100%	1
LCMC LAB SUBSECTION		1			1
Lutheran Community at Telford		1			1
CVS SC7012POCT BALLENTINE			1	100%	1
CONCENTRA - LEESBURG		1			1
IMMEDIATE CARE MEDICAL CENTER			1	100%	1
EXAC CARE CROSSVILLE		1			1
ABE'S GARDEN/PARK MANOR APARTMENTS		1			1
CVS MA335POCT RAYNHAM		1			1
SOUTHWOOD HEALTHCARE CENTER		1			1
MONROE COUNTY PUBLIC HEALTH DEPARTMENT			1	100%	1
PEACE HEALTH FAMILY MEDICINE AT 87TH AVE		1			1
PARK LANE NURSING HOME		1			1
ROAN MOUNTAIN MEDICAL CENTER			1	100%	1
SHARON REGIONAL MEDICAL CENTER			1	100%	1
DIGNITY HEALING LLC			1	100%	1
Kroger 481 - The Little Clinic Houston Levee		1			1
GIFFORD MEMORIAL HOSPITAL		1			1
Village Crest Center for Health & Rehabilitation		1			1
THE GROVE HEALTH AND REHAB			1	100%	1
Shelbyville Manor		1			1
CVS KS8573POCT OVERLAND PARK		1			1
SOMA MEDICAL CENTER PA #2 OAKLAND			1	100%	1
SOUTHWOOD NURSING & RETIREMENT CENTER		1			1
VALLEY HOSPITAL MEDICAL CENTER		1			1
COUNTY OF HAMILTON			1	100%	1

COVID-19: testing by laboratory

Data through Apr 19, 2021 verified as of Apr 20, 2021 at 09:25 AM

Data in this report are provisional and subject to change.

The numbers in the table below represent the number of Florida and non-Florida residents for whom test results were received by the Department of Health. A person can be tested by more than one laboratory and can have both positive and negative results. **Therefore, the sum of the numbers in each column will be larger than the total number of people tested.**

Reporting lab	Inconclusive	Negative	Positive	Percent positive	Total
BEAUMONT URGENT CARE		1			1
NYU LANGONE AMBULATORY CARE LAKE SUCCE		1			1
JOSEPH REINA PHARMACY INC DBA JRX PHAR		1			1
HEART HOSPITAL OF LAFAYETTE: EMERGENCY ROOM			1	100%	1
MARQUETTE GENERAL HOSPITAL			1	100%	1
FAMILY MEDICINE AT KISSIMMEE		1			1
CHIPLEY DIALYSIS			1	100%	1
Grays Harbor Health and Rehabilitation		1			1
Portsmouth Health and Rehab			1	100%	1
TAMPA GENERAL MEDICAL GROUP LABORATORY HEALTHPARK			1	100%	1
MEDEXPRESS URGENT CARE - LINDEN		1			1
FOUNDCARE HEALTH			1	100%	1
CLEVELAND CLINIC FLORIDA LAB			1	100%	1
CELEBRATION HOSPITAL			1	100%	1
MOREHOUSE COLLEGE STUDENT HEALTH CENTE		1			1
Central Park Healthcare & Rehabilitation Center		1			1
GINKGO BIOWORKS INC (CONCENTRIC)		1			1
CVS AZ7855POCT TUCSON		1			1
CVS AZ3749POCT GOODYEAR		1			1
ADVANCED LABORATORY SERVICES			1	100%	1
BRITTNEY WHELIHAN IRWIN ARNP LLC			1	100%	1
WMC HEALTH GROUP OF KISSIMMEE LLC			1	100%	1
SANFORD LABORATORY BISMARCK			1	100%	1
MACKINAC STRAITS LONG TERM CARE UNIT		1			1
GABRIELA GOLDSTEIN MD PA			1	100%	1
CFCH - FROSTPROOF			1	100%	1
SUTTER GOULD MEDICAL FOUNDATION			1	100%	1
KAISER PERMANENTE REGIONAL REFERENCE LABORATORY		1			1
CATHEDRAL GERONTOLOGY CENTER DBA CATHEDRAL CARES			1	100%	1
VETERANS AFFAIRS MEDICAL CENTER - EAST ORANGE			1	100%	1
CENTRAL TX MEDICAL CENTER - LAB			1	100%	1
TANGLEWOOD MANOR		1			1
HCL LABORATORIES			1	100%	1
CHESAPEAKE REGIONAL MEDICAL CENTER			1	100%	1
MEDHELP			1	100%	1
Kroger 519 - The Little Clinic Staples Mill Road		1			1
LABORATORY SERVICES SGHS - CAMDEN		1			1
MOBILE MEDICAL UNIT- SAINT JOSEPH REG		1			1
bishop rehabilitation and nursing center		1			1
PATIENT FIRST-GENERAL BOOTH			1	100%	1
APPLECARE BRUNSWICK			1	100%	1
Encompass Health Rehab Hosp Alexandria		1			1
CENTRAL CAROLINA HOSPITAL			1	100%	1
SELF REGIONAL HEALTHCARE			1	100%	1
2504-HOMEWOOD		1			1
WESTCOAST FAMILY PRACTICE		1			1
Salem Hills Rehabilitation and Nursing Center		1			1

COVID-19: testing by laboratory

Data through Apr 19, 2021 verified as of Apr 20, 2021 at 09:25 AM

Data in this report are provisional and subject to change.

The numbers in the table below represent the number of Florida and non-Florida residents for whom test results were received by the Department of Health. A person can be tested by more than one laboratory and can have both positive and negative results. **Therefore, the sum of the numbers in each column will be larger than the total number of people tested.**

Reporting lab	Inconclusive	Negative	Positive	Percent positive	Total
BRIDGEWAY CENTER INC			1	100%	1
SPELMAN COLLEGE DEPT OF HEALTH SERVICE		1			1
Sherwood Oaks Health Center			1	100%	1
LABTECH DIAGNOSTICS			1	100%	1
RENOWN REGIONAL MEDICAL CENTER			1	100%	1
ELKTON TRANSITIONAL CARE CENTER		1			1
YOUTH HEALTH CENTER OF HUNTINGTON		1			1
BANNER UNIVERSITY MEDICAL CENTER			1	100%	1
JOHNSON MEDICAL SERVICES			1	100%	1
Summit Medical Group Morristown Oncology		1			1
PATIENT FIRST - SICKLERVILLE		1			1
NEW HORIZON PRIMARY CARE LLC			1	100%	1
SACRED HEART MEDICAL CENTER			1	100%	1
PATIENT FIRST - HAMILTON		1			1
Central Alabama Veterans HCS - West Campus		1			1
WINTER HAVEN DIALYSIS		1			1
VELOCITY URGENT CARE - REDMILL			1	100%	1
KROGER 785 - THE LITTLE CLINIC DIXIE HWY		1			1
HOSPICE OF MARION COUNTY INC			1	100%	1
AdventHealth Care Center Zephyrhills North			1	100%	1
MICROBIOLOGY DEPARTMENT			1	100%	1
PCR DIAGNOSTICS			1	100%	1
INTERFAITH MEDICAL CENTER		1			1
CHILDREN'S AT CHAMBLEE BROOKHAVEN URGE		1			1
ACCURATE HEALTH SERVICES CORP			1	100%	1
ASSOCIATES MD MEDICAL GROUP INC			1	100%	1
UNIVERSITY OF WASHINGTON DEPT OF LAB MEDICINE			1	100%	1
JP MORGAN CHASE HEALTH SERVICES			1	100%	1
UF HEALTH THE VILLAGES			1	100%	1
ABBOTT LABORATORIES ROSS PRODUCTS			1	100%	1
Brio of Johnston		1			1
ARBOR DIAGNOSTICS, INC		1			1
St. Ann Rehabilitation and Nursing Center		1			1
MERCYONE DES MOINES MEDICAL CENTER			1	100%	1
AFTER HOURS CLINIC			1	100%	1
REEVES COUNTY HOSPITAL DISTRICT			1	100%	1
DIRECT PRIMARY CARE OF BURLESON			1	100%	1
FLORIDA DEPARTMENT OF HEALTH IN BROWARD COUNTY		1			1
CHATEAU TERREBONNE HEALTH CARE		1			1
Terrace Glen Village		1			1
Tremont Health & Rehabilitation Center		1			1
PowerBack Piscataway Center		1			1
LSU MEDICAL CENTER			1	100%	1
CVS IN6536POCT KOKOMO		1			1
TRADITIONAL MEDICINE CENTER			1	100%	1
NORTH SHORE HEMATOLOGY-ONCOLOGY ASSOCI		1			1
CARILION CLINIC LAB TESTING SITE-POSTAL		1			1

COVID-19: testing by laboratory

Data through Apr 19, 2021 verified as of Apr 20, 2021 at 09:25 AM

Data in this report are provisional and subject to change.

The numbers in the table below represent the number of Florida and non-Florida residents for whom test results were received by the Department of Health. A person can be tested by more than one laboratory and can have both positive and negative results. **Therefore, the sum of the numbers in each column will be larger than the total number of people tested.**

Reporting lab	Inconclusive	Negative	Positive	Percent positive	Total
CAMBRIDGE HEALTH ALLIANCE			1	100%	1
THE CHILDREN'S HOSPITAL OF PHILADELPHIA		1			1
PARRISH MEDICAL GROUP			1	100%	1
HEALTHCARE PARTNERS FAMILY MEDICINE LLC			1	100%	1
JUPITER MEDICAL GROUP			1	100%	1
CYPRESS VILLAGE REHAB CENTER		1			1
UNIVERSITY OF BALTIMORE WASHINGTON MEDICAL CENTER			1	100%	1
NHC Sequatchie		1			1
NANCY M WORTHINGTON MD PA			1	100%	1
WINCHESTER HOSPITAL			1	100%	1
EVENTIDE LUTHERAN HOME		1			1
MED TECH CLINICAL LABORATORY		1			1
ASHLEY PEDICATRICS DAY AND NIGHT CLINIC			1	100%	1
Good Samaritan Society - Albion		1			1
DW MCMILLAN MEMORIAL HOSPITAL LABORATORY			1	100%	1
BOCA RATON PHYSICIANS PA			1	100%	1
WALGREENS #11572		1			1
COMMONWEALTH OF VIRGINIA DIVISION OF CONSOLIDATED LABORATORY SERVICES			1	100%	1
TMH PHYSICIAN PARTNERS			1	100%	1
DPH OP LAB			1	100%	1
NORTHEAST TEXAS DIALYSIS		1			1
ADVANTA LABS, LLC		1			1
Kroger 923 - The Little Clinic Centerville		1			1
MIL LAKE HEALTHCARE CENTER INC PEDIATRICS			1	100%	1
LABTEST LLC LABTEST DIAGNOSTICS			1	100%	1
DECATUR MORGAN HOSPITAL - DECATUR GENE		1			1
INHEALTH LIFE SCIENCES LLC			1	100%	1
KIDSVILLE PEDIATRICS III PA			1	100%	1
SONNI'S PEDIATRICS			1	100%	1
ELLIS HOSPITAL URGENT CARE CENTER LAB		1			1
SOUTHWEST ORLANDO FAMILY MEDICINE, PL			1	100%	1
CSL PLASMA LAB			1	100%	1
CLEMENT MANOR HEALTH CENTER		1			1
PRIMARY AND URGENT CARE			1	100%	1
SOUTHEASTERN HEALTH FACILITES, INC		1			1
US PUBLIC HEALTH SERVICE HOSPITAL			1	100%	1
HEALTHCARE FOR THE HOMELESS			1	100%	1
Oakland Nursing and Rehabilitation Center		1			1
INFECTION CONTROL DEPT			1	100%	1
Valley Center (WV)			1	100%	1
AIRPORT MEDICAL SOLUTIONS ORLANDO			1	100%	1
DR. K PEDIATRICS			1	100%	1
PRIMARY CARE & PEDIATRICS - SHEPHERSTOWN		1			1
GRAND VIEW HOSPITAL			1	100%	1
NEW ERA HEALTH CENTER INC		1			1
SUSAN F WILLIAMS MD PA			1	100%	1
VA COMMUNITY BASED CLINIC - LAKE CITY			1	100%	1

COVID-19: testing by laboratory

Data through Apr 19, 2021 verified as of Apr 20, 2021 at 09:25 AM

Data in this report are provisional and subject to change.

The numbers in the table below represent the number of Florida and non-Florida residents for whom test results were received by the Department of Health. A person can be tested by more than one laboratory and can have both positive and negative results. **Therefore, the sum of the numbers in each column will be larger than the total number of people tested.**

Reporting lab	Inconclusive	Negative	Positive	Percent positive	Total
LEE HEALTH KIDS URGENT CARE		1			1
MCH PHYSICIANS GROUP			1	100%	1
URGENTMED			1	100%	1
STEWART MEDICAL GROUP INC			1	100%	1
BIOMAT USA INC			1	100%	1
DAVENPORT DIALYSIS CENTER		1			1
SOUTHWEST VIRGINIA COMMUNITY HEALTH SYSTEMS			1	100%	1
Dexter Health Care		1			1
SANDPIPER CLUSTER		1			1
PUBLIX PHARMACY # 1236			1	100%	1
Wayne County Nursing Home		1			1
AFTER HOURS CARE OF AMERICUS INCORPORA			1	100%	1
TCPA CLINICAL LABORATORIES			1	100%	1
Douglas County Health Center		1			1
CVS AZ10529POCT SCOTTSDALE		1			1
UNIVERSAL DIAGNOSTICS LABORATORIES			1	100%	1
MEDEXPRESS URGENT CARE - LINKHORNE		1			1
Wexner Heritage House			1	100%	1
CARE CENTER OF LAKE PLACID			1	100%	1
MEMORIAL HOSPITAL - BELLEVILLE			1	100%	1
Belvoir Woods Health Care Center at The Fairfax		1			1
KNAPP MEDICAL GROUP			1	100%	1
PARK AVENUE MEDICAL PROFESSIONALS PC		1			1
WRIGHT PATTERSON AFB MEDICAL CENTER			1	100%	1
Regency Square			1	100%	1
ST. PETERSBURG PEDIATRICS-SEMINOLE			1	100%	1
PRIME HEALTHCARE SERVICES		1			1
WEST FLORIDA HOSPITAL LABORATORY			1	100%	1
APS-SUMMIT CARE PHARMACY, LLC DBA OMNICARE		1			1
NORDX			1	100%	1
HIGHLANDS CLINICAL LABORATORY			1	100%	1
ST PETERSBURG GENERAL HOSPITAL LABORATORY			1	100%	1
Perham Living			1	100%	1
PRIMARY & URGENT CARE CENTERS			1	100%	1
FIRST CARE OF GAINESVILLE			1	100%	1
PRIME CARE FAMILY MEDICINE			1	100%	1
LONG ISLAND MINIMALLY INVASIVE SURGERY		1			1
FLORIDA DEPARTMENT OF HEALTH IN CITRUS COUNTY		1			1
PALACE CARE AND REHAB		1			1
BAM INC		1			1
APOLLOMDX LLC			1	100%	1
GULF COAST VILLAGE HOME HEALTH INC			1	100%	1
CAPE CORAL HOSPITAL NURSING			1	100%	1
APC HEALTH LLC			1	100%	1
TRAVIS LEE THOMPSON MD			1	100%	1
AHC Dyersburg		1			1
DONALSONVILLE HOSPITAL			1	100%	1

COVID-19: testing by laboratory

Data through Apr 19, 2021 verified as of Apr 20, 2021 at 09:25 AM

Data in this report are provisional and subject to change.

The numbers in the table below represent the number of Florida and non-Florida residents for whom test results were received by the Department of Health. A person can be tested by more than one laboratory and can have both positive and negative results. **Therefore, the sum of the numbers in each column will be larger than the total number of people tested.**

Reporting lab	Inconclusive	Negative	Positive	Percent positive	Total
Vibrantlife of El Paso Rehabilitation Center			1	100%	1
PARTNERS IN PRIMARY CARE		1			1
WAYCROSS INTRTNAL MEDICINE			1	100%	1
BAPTIST HOSPITAL EAST			1	100%	1
WALGREENS #01398			1	100%	1
HOWELL BRANCH COURT			1	100%	1
PARK AVENUE DERMATOLOGY NORTH			1	100%	1
BAXTER REGIONAL MEDICAL CENTER			1	100%	1
PIEDMONT ATHENS REGIONAL HOSPITAL LAB			1	100%	1
COMMUNITY MEDICAL CARE			1	100%	1
TARRYTOWN PHARMACY			1	100%	1
Mission Arch Center		1			1
WELLSTAR SPALDING REGIONAL MEDICAL CENTER		1			1
DOCTOR TODAY URGENT CARE			1	100%	1
WALK IN FAMILY MEDICINE CENTER			1	100%	1
Parkview Care Center			1	100%	1
NORTH PALM BEACH DIALYSIS CENTER			1	100%	1
AVERA MEDICAL GROUP			1	100%	1
Pelican Health Norfolk			1	100%	1
CENTRAL FL INTERNAL MEDICINE ASSOCIATES LLC		1			1
Kroger 894 - The Little Clinic NEC		1			1
SOUTHERN WINDS			1	100%	1
WALGREENS #10308		1			1
COUNTRYSIDE PEDIATRIC CARE PA			1	100%	1
METRO HEALTH HOSPITAL LABORATORY		1			1
LAKELAND MEDICAL CENTER			1	100%	1
IMMACULATE HOUSE AT COUNTRYSIDE		1			1
INTEGRIS SEMINOLE EMERGENCY DEPT			1	100%	1
SHANNON MEDICAL CENTER			1	100%	1
GREATER MIAMI DIALYSIS			1	100%	1
DEACONESS URGENT CARE CENTER			1	100%	1
ASCENSION ST VINCENT'S - WESTSIDE			1	100%	1
ASHLEY PEDIATRICS DAY AND NIGHT CLINIC			1	100%	1
Alden Lincoln Park			1	100%	1
ALIMETRIX INC		1			1
ADDINGTON PLACE EAST LAKE		1			1
SOUTHERN REGIONAL MEDICAL CENTER		1			1
Kroger 379 - The Little Clinic Stony Brook		1			1
GATEWAY FAMILY HEALTH CLINIC			1	100%	1
SUMMIT LABORATORY			1	100%	1
Long Beach Care Center			1	100%	1
ALPHA 1 ANTITRYPSIN RESEARCH PROGRAM			1	100%	1
WATERS EDGE ELEMENTARY SCHOOL			1	100%	1
SAINT FRANCIS HOSPITAL			1	100%	1
PEDIATRIC ASSOCIATES - MIAMI LAKES		1			1
OPCO LLC LEGACY NURSING AND REHABILITA		1			1
STUDENT HEALTH CENTER			1	100%	1

COVID-19: testing by laboratory

Data through Apr 19, 2021 verified as of Apr 20, 2021 at 09:25 AM

Data in this report are provisional and subject to change.

The numbers in the table below represent the number of Florida and non-Florida residents for whom test results were received by the Department of Health. A person can be tested by more than one laboratory and can have both positive and negative results. **Therefore, the sum of the numbers in each column will be larger than the total number of people tested.**

Reporting lab	Inconclusive	Negative	Positive	Percent positive	Total
COVE AT THE MARBELLA,THE			1	100%	1
CORPUS CHRISTI MEDICAL CENTER			1	100%	1
Kroger 49 - The Little Clinic Wichita - 21st St.			1	100%	1
Kroger 524 - The Little Clinic Iron Bridge Road		1			1
KENDALL PEDIATRICS PARTNERS LLC			1	100%	1
Churchman Village LLC		1			1
Village Green Health & Rehabilitation		1			1
BAPTIST EMERGENCY HOSPITAL - KELLY			1	100%	1
GARDENS AT MAPLEWOOD			1	100%	1
Holly Hill Healthcare Center			1	100%	1
Arbor Springs Health and Rehab		1			1
Sky View Rehabilitation and Health Care Center		1			1
AUTUMN CARE OF STATESVILLE, LLC		1			1
ARIZONA STATE LABORATORY			1	100%	1
ALL PEDIATRIC CARE PA			1	100%	1
MEDEXPRESS URGENT CARE, LEBANON		1			1
PELICAN STATE OUTPATIENT CENTER			1	100%	1
DEERFIELD BEACH REHABILITATION AND NURSING			1	100%	1
Glen Haven Health and Rehabilitation LLC		1			1
NORTH RIVER FAMILY HEALTH CENTER			1	100%	1
HARBOR OAKS GOLDEN YEARS			1	100%	1
SOMA MEDICAL CENTER PA #2			1	100%	1
JOSHUA E CHESIR MD		1			1
EAST FL CORE LAB			1	100%	1
TMH CANCER CENTER LABORATORY			1	100%	1
ADAMS COUNTY HEALTH DEPARTMENT			1	100%	1
FAMILY MEDICINE AT CELEBRATION		1			1
DR DAN C TRIGG MEMORIAL HOSPITAL		1			1
DIXIE COUNTY JAIL			1	100%	1
Chateau Dville Rehab & Retirement		1			1
ABBOTT LABORATORIES - OCCUPATIONAL HEALTH SERVICES			1	100%	1
IMA MEDICAL CENTER OF SOUTH WEST ORLANDO			1	100%	1
Piedmont Crossing		1			1
UT MD ANDERSON CANCER CENTER-TUMOR MARKER LAB			1	100%	1
CENTRAL FLORIDA HOSPITALIST			1	100%	1
AUBURNDALE DOCTOR TODAY			1	100%	1
MEMORIAL HOSPITAL MIRAMAR WAIVED TESTING			1	100%	1
BAPTIST HEALTH EXPRESS CARE			1	100%	1
Kroger 629 - The Little Clinic Cartersville, GA Hwy 41		1			1
TREASURE COAST COMMUNITY HEALTH INC			1	100%	1
CVS TX7431POCT ROWLETT		1			1
CARDIOLOGY AND FITNESS MEDICINE		1			1
ORMC-ARDEN/EOI			1	100%	1
PEDIATRIC ASSOCIATES OF ORLANDO			1	100%	1
THE READING HOSPITAL AND MEDICAL CENTER			1	100%	1
ASUNCION HOME HEALTH CARE CORP			1	100%	1
WALGREENS #12322		1			1

COVID-19: testing by laboratory

Data through Apr 19, 2021 verified as of Apr 20, 2021 at 09:25 AM

Data in this report are provisional and subject to change.

The numbers in the table below represent the number of Florida and non-Florida residents for whom test results were received by the Department of Health. A person can be tested by more than one laboratory and can have both positive and negative results. **Therefore, the sum of the numbers in each column will be larger than the total number of people tested.**

Reporting lab	Inconclusive	Negative	Positive	Percent positive	Total
PASTEUR MEDICAL CENTER LLC		1			1
MEDICAL ARTS LABORATORY			1	100%	1
ALBANNA PEDIATRICS CENTER			1	100%	1
SPINE & PAIN CONSULTANT PLLC		1			1
MEDICAL UNIVERSITY OF SOUTH CAROLINA			1	100%	1
ManorCare Health Services/ York South		1			1
Kroger 97 - The Little Clinic Hutchinson		1			1
CARE ADVANTAGE			1	100%	1
COMMUNITY URGENT CARE PC			1	100%	1
SOLDIERS' HOME OF HOLYOKE		1			1
HEALTH DIV OAK RIDGE NATL LABORATORY		1			1
LP ELIZABETHTON		1			1
URGENT CARE OF KANSAS CITY			1	100%	1
DEL PRADO MEDICAL CENTER, INC		1			1
SANFORD HOME		1			1
INDIAN RIVER CLINICAL LABORATORY, INC.		1			1
MIDWEST COVENANT HOME, INC		1			1
OCCUPATIONAL HEALTH CENTER		1			1
AMERICAN FAMILY CARE URGENT CARE		1			1
BAYLOR SCOTT AND WHITE MEDICAL CENTER -CENTENTENNIAL			1	100%	1
APPLECARE URGENT CARE			1	100%	1
REDSTONE REHABILITATION & NURSING CENT		1			1
MARTIN LUTHER KING RENAL INSTITUTE			1	100%	1
BOCA CIEGA CENTER			1	100%	1
OCEANVIEW NURSING AND REHABILITAION CENTER			1	100%	1
EXPRESS WALK IN MEDICAL CENTER			1	100%	1
GARDEN VIEW CARE CENTER		1			1
CVS OH3306POCT AKRON		1			1
CENTRAL JERSEY URGENT CARE OF GREEN BR		1			1
ALDEN PHARMACY		1			1
Kroger 970 - The Little Clinic Westfield			1	100%	1
RADEAS			1	100%	1
SALTZER URGENT CARE			1	100%	1
ASCARATE DIALYSIS			1	100%	1
EMERSON HOSPITAL LABORATORY			1	100%	1
WYOMING COUNTY DEPARTMENT OF HEALTH		1			1
ORANGE PEDIATRICS PA			1	100%	1
SYCAMORE MEDICAL CENTER-KETTERING HEALTH NETWORK			1	100%	1
KINGWOOD EMERGENCY CENTER			1	100%	1
C V S / PHARMACY #4396		1			1
Heritage Health of Peru			1	100%	1
YOUR HEALTH PEDIATRICS INC			1	100%	1
SANTA MONICA FERTILITY			1	100%	1
MANCHESTER COMMONS		1			1
Integrity Healthcare of Carbondale			1	100%	1
ST. LUKE'S HOSPITAL			1	100%	1
ONPOINT URGENT CARE			1	100%	1

COVID-19: testing by laboratory

Data through Apr 19, 2021 verified as of Apr 20, 2021 at 09:25 AM

Data in this report are provisional and subject to change.

The numbers in the table below represent the number of Florida and non-Florida residents for whom test results were received by the Department of Health. A person can be tested by more than one laboratory and can have both positive and negative results. **Therefore, the sum of the numbers in each column will be larger than the total number of people tested.**

Reporting lab	Inconclusive	Negative	Positive	Percent positive	Total
SOUTH SEMINOLE HOSPITAL POCT			1	100%	1
BAPTIST ASI			1	100%	1
The Jordan Center		1			1
RIVIERA BEACH INTEGRATED CARE INC			1	100%	1
Medilodge of Kalamazoo		1			1
Harris Hill Nursing Facility		1			1
MOUNT SINAI MEDICAL CENTER AVENTURA ER			1	100%	1
Lakeland Nursing and Rehabilitation Center LLC		1			1
Country View of Sunbury			1	100%	1
VELOCITY URGENT CARE - LITTLE CREEK			1	100%	1
CHRISTUS GOOD SHEPHERD MEDICAL CENTER			1	100%	1
CARTERSVILLE URGENT CARE			1	100%	1
HABANA HEALTH CARE CENTER			1	100%	1
BRIDGEWATER AT WATERMAN VILLAGE			1	100%	1
FLORIDA STATE UNIVERSITY HEALTH SERVICES			1	100%	1
WEST VIRGINIA LABORATORIES			1	100%	1
STANLY REGIONAL MEDICAL CENTER			1	100%	1
DESERT ROSE FL LLC		1			1
CONCIERGE INTERNAL MEDICINE ASSOCIATES			1	100%	1
PASTEUR MEDICAL HIALEAH GARDEN LLC			1	100%	1
BALLAD HEALTH MEDICAL ASSOCIATES URGENT CARE			1	100%	1
CENTRAL TX URGENT CARE			1	100%	1
LADY LAKE FAMILY MEDICINE			1	100%	1
SPARTA HEALTH & REHAB		1			1
FLORIDA MEDICAL CLINIC, PA		1			1
Garden Villa Bedford		1			1
LAKE VISTA DIALYSIS			1	100%	1
FAMILY & INTERNAL MEDICINE CENTER		1			1
LABORATORIO MEDICO CENTRAL CONDOMINO MD			1	100%	1
NCH HEALTHCARE CREEKSIDE ENDOSCOPY			1	100%	1
HEALTH PLUS SUNRISE MEDICAL OFFICE			1	100%	1
FHPG INTERNAL MEDICINE OF BRANDON			1	100%	1
COSTCO PHARMACY #1023			1	100%	1
LOVELACE WOMEN'S HOSPITAL		1			1
MARYLAND DEPARTMENT OF HEALTH AND MENTAL HYGIENE			1	100%	1
FORT MYERS NORTH DIALYSIS		1			1
Erie VAMC		1			1
ATRIA TAMARAC			1	100%	1
CSI LABORATORIES FLORIDA			1	100%	1
Troy Center for Rehabilitation & Nursing		1			1
PM PEDIATRICS PC			1	100%	1
CVS AZ9374POCT TUCSON		1			1
CPL INC/BSSC PATHOLOGY		1			1
ALLIED PEDIATRICS & FAMILY MEDICINE			1	100%	1
Ash Flat Healthcare and Rehabilitation Center			1	100%	1
TOMAH HEALTH			1	100%	1
PALM BREEZE DIALYSIS			1	100%	1

COVID-19: testing by laboratory

Data through Apr 19, 2021 verified as of Apr 20, 2021 at 09:25 AM

Data in this report are provisional and subject to change.

The numbers in the table below represent the number of Florida and non-Florida residents for whom test results were received by the Department of Health. A person can be tested by more than one laboratory and can have both positive and negative results. **Therefore, the sum of the numbers in each column will be larger than the total number of people tested.**

Reporting lab	Inconclusive	Negative	Positive	Percent positive	Total
BAYFRONT HEAL WOUND CARE AND HYPERBARIC CENTER			1	100%	1
MARTIN ARMY COMMUNITY HOSPITAL			1	100%	1
BERKSHIRE MEDICAL CENTER			1	100%	1
CAROLINA BAY HEALTHCARE CTR OF WILMING		1			1
ST MARY'S OF SAGINAW		1			1
JUPITER MEDICAL CENTER INC			1	100%	1
PULMONARY MEDICINE		1			1
LOPEZ		1			1
UF HEALTH - WILDLIGHT			1	100%	1
Brakeley Park Center		1			1
LOURDES URGENT CARE			1	100%	1
BRONSON METHODIST HOSPITAL			1	100%	1
ARTESIAN HOME		1			1
RMC BROOKHOLLOW MED AESTHETICS INC		1			1
BLUFFTON HEALTH CENTER			1	100%	1
AMERICAN DRUG TESTING LAB LLC			1	100%	1
Birmingham Nursing & Rehab Center		1			1
WAYNE COUNTY PUBLIC HEALTH		1			1
TRUCARE LIVING CENTERS - SELMA			1	100%	1
GATEWAY LABORATORIES		1			1
THE CLINIC ON SIXTH			1	100%	1
DR Q PEDIATRICS			1	100%	1
BMC MAYPORT			1	100%	1
LAREDO CARE CLINIC NORTH		1			1
North Ottawa Care Center at Heartwood Lodge		1			1
RELIANCE HOME HEALTH CARE INC		1			1
ST JOHN'S MEDICAL CENTER, TETON VILLAGE			1	100%	1
ROSE HAVEN NURSING CENTER		1			1
Livingston County Center for Nursing and Rehabilitation		1			1
CARENOW-MONTGOMERY			1	100%	1
Coos County Nursing Home		1			1
SOUTHEAST MISSOURI HOSPITAL		1			1
BLESSINGS MEDICAL CLINIC, THE			1	100%	1
CARESPOT - OCOEE			1	100%	1
VA ST LOUIS HEALTH CARE SYSTEM			1	100%	1
WEST FLORIDA MEDICAL CENTER CLINIC			1	100%	1
Lemont Nursing and Rehab Center			1	100%	1
RAYMOND F CARON MD			1	100%	1
WINCHESTER URGENT CARE, PC		1			1
WESLEY MEDICAL CENTER			1	100%	1
The Evangelical Lutheran Good Samaritan Society Prescott Village		1			1
ELMCROFT OF TIMBERLIN PARC			1	100%	1
DEVLIN MANOR NURSING AND REHABILITATION		1			1
ST JUDE CARE CENTER		1			1
PALMETTO PRIMARY CARE PHYSICIANS			1	100%	1
Kingston Care Center of Fort Wayne		1			1
BSA PHYSICIANS GROUP, INC D/B/A BSA FAMILY MEDICAL			1	100%	1

COVID-19: testing by laboratory

Data through Apr 19, 2021 verified as of Apr 20, 2021 at 09:25 AM

Data in this report are provisional and subject to change.

The numbers in the table below represent the number of Florida and non-Florida residents for whom test results were received by the Department of Health. A person can be tested by more than one laboratory and can have both positive and negative results. **Therefore, the sum of the numbers in each column will be larger than the total number of people tested.**

Reporting lab	Inconclusive	Negative	Positive	Percent positive	Total
WALGREENS # 04440		1			1
Kroger 717 - The Little Clinic Dolphin Drive			1	100%	1
MT CARMEL NURSING HOME		1			1
SKYRIDGE CLINICAL ASSOCIATES		1			1
Aspire Physical Recovery Center at Cahaba River		1			1
MOUNTAINVIEW URGENT CARE VALLEY		1			1
PEACHEALTH LABORATORIES		1			1
BEVERLY ADVANCED PRACTICE NURSING		1			1
PANCARE HEALTH - CARR ELEM & MIDDLE SCHOOL			1	100%	1
MERCY – NORTH IOWA			1	100%	1
ST JOHNS EPISCOPAL HOSPITAL SOUTH SHORE		1			1
SUNCOAST RESEARCH GROUP LLC			1	100%	1
MARY WASHINGTON HOSPITAL HOME HEALTH AGENCY	1				1
BEACHSIDE DETOX		1			1
SIPERSTEIN DERMATOLOGY LLC			1	100%	1
LOUIS A JOHNSON VAMC		1			1
FRESENIUS MEDICAL CARE TRADTION			1	100%	1
FLORIDA MEDICAL CLINIC PA GI			1	100%	1
HARDEN DIALYSIS		1			1
DILELLA			1	100%	1
CURELOGICS WOUND CARE & HYPERBARIC CENTER		1			1
Imperial Healthcare Centre			1	100%	1
HILLSBORO MEDICAL CENTER MAIN LABORATO		1			1
UNIVERISTY HOSPITAL			1	100%	1
CENTRAL FLORIDA ADULT MEDICINE		1			1
DIAGNOSTIC GROUP INTEGRATED HEALTHCARE			1	100%	1
The Pines at Poughkeepsie Center for Nursing and Rehabilitation		1			1
BOULDER COMMUNITY HOSPITAL			1	100%	1
CARESOUTH HHA HOLDINGS OF THE TREASURE COAST LLC			1	100%	1
ADVENTHEALTH MEDICAL GROUP SENIOR HEALTH AT			1	100%	1
BAYCARE OUTREACH LAB AT NEW TAMPA			1	100%	1
WVU MEDICINE AT SUNCREST TOWNE CENTRE			1	100%	1
SUMMIT COUNTY PUBLIC HEALTH DEPARTMENT			1	100%	1
NORTHSIDE HOSPITAL GWINNETT		1			1
LEXINGTON HOSPITAL CORPORATION			1	100%	1
Pontotoc Health and Rehab		1			1
SHAH			1	100%	1
Chatsworth Health Care		1			1
FLORIDA SOUTHERN COLLEGE			1	100%	1
ORANGETOWN PEDIATRICS ASSOCIATES		1			1
NEVADA RURAL HOUSING AUTHORITY			1	100%	1
DIVERSICARE OF BIG SPRINGS		1			1
ASSISTED LIVING AT TREZEVANT		1			1
MEA PRIMARY CARE PLUS BYRAM			1	100%	1
OPTUM MEDICAL CLINIC IN ROCKRIMMON			1	100%	1
QUEST INC			1	100%	1
Ideal Senior Living Center		1			1

COVID-19: testing by laboratory

Data through Apr 19, 2021 verified as of Apr 20, 2021 at 09:25 AM

Data in this report are provisional and subject to change.

The numbers in the table below represent the number of Florida and non-Florida residents for whom test results were received by the Department of Health. A person can be tested by more than one laboratory and can have both positive and negative results. **Therefore, the sum of the numbers in each column will be larger than the total number of people tested.**

Reporting lab	Inconclusive	Negative	Positive	Percent positive	Total
MEDTOWN PHARMACY			1	100%	1
APOLLO ADVANCED HOME HEALTH CORP			1	100%	1
HEALTHCARE ASSOCIATES OF IRVING, LLP			1	100%	1
VIVEX/UMTB BIOMEDICAL			1	100%	1
AUSTIN URGENT CARE			1	100%	1
CHILDREN'S MEMORIAL HOSPITAL			1	100%	1
SSC NASHVILLE OPERATING CO LLC D/B/A		1			1
HOSPITAL SISTERS HEALTH SYSTEM (HSHS)			1	100%	1
JMJ FAMILY PRACTICE			1	100%	1
MID FLORIDA COMMUNITY SERVICES			1	100%	1
Kroger 682 - The Little Clinic New Holland Market			1	100%	1
WEST PENSACOLA DIALYSIS CENTER			1	100%	1
MEDCOR, INC			1	100%	1
GEORGE WASHINGTON UNIVERSITY HOSPITAL			1	100%	1
BOYKIN		1			1
Walgreens #9620		1			1
Ozark Health and Rehabilitation, LLC		1			1
PEDIATRIC ASSOCIATES - DORAL			1	100%	1
CVS TX4794POCT ARLINGTON		1			1
TARRANT MEDICAL ASSOCIATES			1	100%	1
Brattleboro Crossings LLC dba Pine Heights at Brattleboro		1			1
MED FIRST IMMEDIATE CARE AND FAMILY PRACTICE			1	100%	1
MEDCOR AT ROYAL CARIBBEAN			1	100%	1
FAST TEST NOW		1			1
AAA MEDICAL TESTING			1	100%	1
Northern Nevada State Veterans Home		1			1
SYNERGY DIALYSIS INC			1	100%	1
CHP COVID-19 (TX)			1	100%	1
CHILDREN'S NATIONAL MEDICAL CENTER			1	100%	1
ALAFAYA WOODS FAMILY MEDICAL CENTER		1			1
MORGAN STANELY HEALTH CENTER		1			1
WALGREENS # 03608			1	100%	1
FAMILY PRACTICE ASSOCIATES		1			1
Abernethy Laurels		1			1
MADISON AT OVIEDO			1	100%	1
FLAGLER CARE CENTER			1	100%	1
SC-GA2018 MCCORMICK REHAB & HEALTHCARE		1			1
Towne Manor East		1			1
AML DIAGNOSTICS- ADV TESTING IN METABOLIC MEDICINE			1	100%	1
WARREN GENERAL HOSPITAL			1	100%	1
CONWAY - SHERWOOD URGENT CARE			1	100%	1
Walgreens #10988		1			1
WINTER PARK MEMORIAL HOSPITAL LABORATORY		1			1
ELATION HEALTH		1			1
SLIDELL MEMORIAL HOSPITAL			1	100%	1
CVS NE8615POCT LINCOLN		1			1
Kroger 541 - The Little Clinic Long Hollow Pike		1			1

COVID-19: testing by laboratory

Data through Apr 19, 2021 verified as of Apr 20, 2021 at 09:25 AM

Data in this report are provisional and subject to change.

The numbers in the table below represent the number of Florida and non-Florida residents for whom test results were received by the Department of Health. A person can be tested by more than one laboratory and can have both positive and negative results. **Therefore, the sum of the numbers in each column will be larger than the total number of people tested.**

Reporting lab	Inconclusive	Negative	Positive	Percent positive	Total
SUNCOAST BEHAVIORAL HEALTH CENTER			1	100%	1
OAKVIEW INC		1			1
ICARE		1			1
BLOOMINGDALE MEDICAL ASSOC			1	100%	1
CYPRESS CREEK OUTPATIENT SURGICAL CTR, LLC			1	100%	1
Lakeview Care Center			1	100%	1
Brynwood Health & Rehabilitation Center			1	100%	1
Alden North Shore			1	100%	1
TANNER CLINIC			1	100%	1
MEDEXPRESS URGENT CARE - RUSSELLVILLE, W MAIN ST		1			1
HACKENSACK UNIVERSITY MEDICAL CENTER		1			1
Grand Junction VAMC		1			1
CONVENIENT MEDICAL AND HEALTH SERVICES			1	100%	1
Alaska Domiciliary Care for Homeless Veterans		1			1
MORNINGSIDE NURSING AND REHABILITATION		1			1
CHI ST ALEXIUS TRANSITIONAL CARE UNIT		1			1
ABSOLUTE HEALTHCARE			1	100%	1
Walgreens #11724		1			1
APPLECARE URGENT CARE KINGSLAND			1	100%	1
ADVANCED CARDIOVASCULAR DIAGNOSTICS PL		1			1
MID-FLORIDA CANCER CENTERS		1			1
STITCHES ACUTE CARE CENTER OF CHEYENNE			1	100%	1
UMMC MIDTOWN CAMPUS			1	100%	1
DE TAR HOSPITAL			1	100%	1
KINGWOOD EMERGENCY HOSPITAL			1	100%	1
JACK M MATHENY II MD			1	100%	1
PROGRESSIVE MEDICAL LAB LLC			1	100%	1
Signature Healthcare of Georgetown		1			1
BL DIAGNOSTICS LLC			1	100%	1
MOSOLF PEDIATRICS PA			1	100%	1
PARK AVENUE PEDIATRICS PC		1			1
LAKE REGIONAL HEALTH			1	100%	1
FLORIDA HOSPITAL LAB			1	100%	1
SANTA BARABARA ALF LLC (THE WINDSOR)			1	100%	1
Chestnut Ridge Nursing & Rehab		1			1
CVS PA2296POCT MACUNGIE		1			1
Willow Ridge Center		1			1
CLERMONT HEALTH DEPARTMENT			1	100%	1
OHIO VALLEY MANOR NURSING &		1			1
FRONT PORCH PEDIATRICS PLLC			1	100%	1
NORTHEAST REGIONAL MEDICAL CENTER			1	100%	1
St. Anne Home		1			1
UT HEALTH RGV CLINICAL LABORATORY			1	100%	1
The Carrington		1			1
PRIMARY CARE SERVICES AT WESTMINSTER V		1			1
EMORY DECATUR HOSPITAL - EMORY MEDICAL		1			1
OMNI HEALTHCARE URGENT CARE			1	100%	1

COVID-19: testing by laboratory

Data through Apr 19, 2021 verified as of Apr 20, 2021 at 09:25 AM

Data in this report are provisional and subject to change.

The numbers in the table below represent the number of Florida and non-Florida residents for whom test results were received by the Department of Health. A person can be tested by more than one laboratory and can have both positive and negative results. **Therefore, the sum of the numbers in each column will be larger than the total number of people tested.**

Reporting lab	Inconclusive	Negative	Positive	Percent positive	Total
Sharon Care Center			1	100%	1
WATERBURY HOSPITAL REFERENCE LAB			1	100%	1
SENTARA AMBULATORY CARE CLINIC			1	100%	1
JACKSBORO URGENT CARE			1	100%	1
PREMIER FAMILY AND SPORTS MEDICINE LLC			1	100%	1
MCG HOSPITALS AND CLINICS			1	100%	1
UNIVERSITY OF SOUTH FLORIDA			1	100%	1
PREMIER HEALTH CARE INC			1	100%	1
PLEASANT RIDGE MANOR WEST		1			1
PREMISEHEALTH		1			1
BROCK HUGHES MEDICAL CENTER			1	100%	1
TERRELL URGENT CARE			1	100%	1
YOUR HEALTH PEDIATRICS			1	100%	1
INTEGRITY SPINE AND ORTHOPEDICS LLC			1	100%	1
UW MEDICINE CHU LAB			1	100%	1
NFRC CLINICAL LAB			1	100%	1
Medilodge of Mt. Pleasant		1			1
ANDERSON REGIONAL MEDICAL CENTER			1	100%	1
CONCIERGE IV NUTRITION			1	100%	1
APEX HOME HEALTHCARE			1	100%	1
CAREMOUNT MEDICAL PC		1			1
DIGNITY HEALTH GOHEALTH		1			1
VIRGINIA UROLOGY		1			1
URGENT CARE OF COASTAL GEORGIA			1	100%	1
SHP WESTCHESTER LLC		1			1
HENRY FORD WEST BLOOMFIELD HOSPITAL			1	100%	1
PALM COTTAGE OPERATOR LLC			1	100%	1
URGENT CARE NORTHWEST		1			1
BEST CARE COMMUNITY AND FAMILY HEALTH CENTER INC			1	100%	1
GIBSON AREA PRIMARY CARE			1	100%	1
BAYMEADOWS PEDIATRIC CARE		1			1
HENRY FORD HOSPITAL			1	100%	1
WOOD COUNTY HEALTH DEPARTMENT			1	100%	1
WALGREENS #09456		1			1
MT SINA1 HOSPICE			1	100%	1
BETHESDA HOSPITAL			1	100%	1
PEDIATRIC PARTNERS			1	100%	1
Diversicare of Smyrna		1			1
NORTH BREVARD CHILDRENS MEDICAL CENTER			1	100%	1
MOUNT SINAI MEDICAL CENTER HIALEAH			1	100%	1
Kroger 805 - The Little Clinic Lewis Center		1			1
CHILDREN'S AT SATELLITE BOULEVARD URGE		1			1
CARESPOT - LEE VISTA			1	100%	1
MEDEXPRESS URGENT CARE - HAMILTON SQUA		1			1
MCR HEALTH MEDICAL EXPRESS			1	100%	1
CONNECTICUT PEDIATRICS @ CHC		1			1
ADVOCATE GOOD SAMARITAN			1	100%	1

COVID-19: testing by laboratory

Data through Apr 19, 2021 verified as of Apr 20, 2021 at 09:25 AM

Data in this report are provisional and subject to change.

The numbers in the table below represent the number of Florida and non-Florida residents for whom test results were received by the Department of Health. A person can be tested by more than one laboratory and can have both positive and negative results. **Therefore, the sum of the numbers in each column will be larger than the total number of people tested.**

Reporting lab	Inconclusive	Negative	Positive	Percent positive	Total
MEADOWS PARK HEALTH AND REHABILITATION		1			1
GENERATIONS CENTER OF SPENCER		1			1
MEDEXPRESS URGENT CARE - NUTLEY		1			1
ALLIANCE LABORATORY SERVICES			1	100%	1
SIGNATURE HEALTHCARE OF BUCKHEAD		1			1
Rio Grande City Nursing and Rehab Center			1	100%	1
HATLEY HEALTH CARE, INC		1			1
HEALTH CARE SERVICES LC			1	100%	1
DIGESTIVE DISEASE CARE PC		1			1
DISCOVERY AT HOME, LLC			1	100%	1
DUKE UNIVERSITY MEDICAL CENTER			1	100%	1
Kroger 353 - The Little Clinic Harpers Point		1			1
KISSIMMEE HOME TRAINING		1			1
MOSAIC MEDICAL CENTER MARYVILLE			1	100%	1
PINEVILLE PHARMACY			1	100%	1
PRINCIPLE DIAGNOSTICS LLC			1	100%	1
MEDPOST URGENT CARE - CIBOLO			1	100%	1
JAMES A HENRY MD LLC			1	100%	1
MODERN URGENT CARE			1	100%	1
Encompass Health Rehab Hosp Harmarville		1			1
NORTH FLORIDA CHILD DEVELOPMENT, INC			1	100%	1
RAAZI CLINICAL LABORATORY LLC			1	100%	1
Waddell Nursing & Rehab Center		1			1
NEW DISCOVERY BIOLOGICS, LLC		1			1
Arlington Health and Rehabilitation		1			1
UPMC NORTHWEST HOSPITAL			1	100%	1
GEORGETOWN URGENT CARE			1	100%	1
LOUNDY		1			1
Biopharmaceutics Laboratory Section		1			1
DEPARTMENT OF HEALTH SERVICES			1	100%	1
LINCOLN COUNTY MEDICAL CENTER		1			1
BRIDGEWATER PARK ASSISTED LIVING LLC			1	100%	1
Kroger 523 - The Little Clinic Dickson			1	100%	1
EVERGREEN NURSING HOME		1			1
FLORIDA HOSPITAL ORMOND BEACH			1	100%	1
Florence Home		1			1
FRANKLIN CBOC			1	100%	1
MEDOR/ACC SYNCHRONY			1	100%	1
SC-GA2018 SIMPSONVILLE REHABILITATION		1			1
COVENANT HOSPITAL HOBBS D/B/A COVENANT		1			1
MOBILE MEDICAL CLINIC			1	100%	1
TITUSVILLE TOWERS ASSISTED LIVING		1			1
BOLLES SCHOOL, THE			1	100%	1
COMMUNITY HOSPITALS INDIANAPOLIS			1	100%	1
EXCEL URGENT CARE OF NJ			1	100%	1
RINGLING HEALTH CENTER			1	100%	1
REGENTS PARK OF JACKSONVILLE			1	100%	1

COVID-19: testing by laboratory

Data through Apr 19, 2021 verified as of Apr 20, 2021 at 09:25 AM

Data in this report are provisional and subject to change.

The numbers in the table below represent the number of Florida and non-Florida residents for whom test results were received by the Department of Health. A person can be tested by more than one laboratory and can have both positive and negative results. **Therefore, the sum of the numbers in each column will be larger than the total number of people tested.**

Reporting lab	Inconclusive	Negative	Positive	Percent positive	Total
NORTH SHORE MEDICAL CENTER - SALEM HOSPITAL			1	100%	1
CLAYTON NURSING AND REHABILITATION		1			1
VA Tennessee Valley HCS-Nashville Campus			1	100%	1
ACCESS TOTAL CARE - PORTLAND			1	100%	1
Mercy Manor Transition Center			1	100%	1
Kroger 359 - The Little Clinic Bellevue		1			1
LP Marietta II, LLC		1			1
Manor Care Health Services- Wilmington			1	100%	1
MADISON REHABILITATION HOSPITAL		1			1
MT VIEW			1	100%	1
FALKVILLE HEALTHCARE		1			1
SUMMIT DETOX INC			1	100%	1
ADVENTHEALTH PHYSICIAN GROUP - APPLEWOOD			1	100%	1
CITRONELLE HEALTH AND REHABILITATION CENTER		1			1
LRGHEALTHCARE		1			1
5 STAR HOME HEALTH SERVICES INC		1			1
SAINT ALPHONSUS REGIONAL MEDICAL CENTER			1	100%	1
OMAHA VA MEDICAL CENTER			1	100%	1
TEXAS HEALTH ARLINGTON MEMORIAL		1			1
HEARTLAND OF ZEPHYRHILLS FL, LLC			1	100%	1
METROWEST MEDICAL CENTER - FRAMINGHAM			1	100%	1
Dulles Health and Rehab Center		1			1
FASTMED - LAKEWAY			1	100%	1
MAHONEY PEDIATRICS PA			1	100%	1
TEXAS HEALTH ARLINGTON MEMORIAL HOSPITAL			1	100%	1
PEDRO MENENDEZ HEALTH CENTER AT ST JOHNS			1	100%	1
DR JAMES D FORBES FAMILY CARE CENTER			1	100%	1
JOHN D. ARCHBOLD MEMORIAL HOSPITAL			1	100%	1
UF HEALTH FAMILY MEDICINE-GOODBYS CREEK			1	100%	1
STONESPRINGS HOSPITAL CENTER			1	100%	1
UNC HOSPITALS			1	100%	1
PALM COAST DRAW STATION/AMERICAN HEALTH ASSOCIATES		1			1
LABONE		1			1
Villages of St.Peters		1			1
BLACK SHEEP MEDICAL			1	100%	1
COSTAMED GRUPO MEDICO			1	100%	1
PATHOLOGYT & LAB MEDICINE SERVICES			1	100%	1
Kroger 909 - The Little Clinic Hamilton			1	100%	1
UNLIMITED MEDICAL SERVICES OF FL PL DBA		1			1
Good Samaritan Society - Mountian Lake		1			1
ST VINCENTS OUTPATIENT IMAGING		1			1
MEMPHIS URGENT CARE #2, LLC			1	100%	1
DOCTORS AFTER HOURS URGENT CARE CENTER			1	100%	1
NORTH MIAMI BEACH SURGICAL CENTER			1	100%	1
Elderwood at Lancaster		1			1
PALMA CEIA MED GROUP-SWANN		1			1
QUICKCARE HEALTH, INC			1	100%	1

COVID-19: testing by laboratory

Data through Apr 19, 2021 verified as of Apr 20, 2021 at 09:25 AM

Data in this report are provisional and subject to change.

The numbers in the table below represent the number of Florida and non-Florida residents for whom test results were received by the Department of Health. A person can be tested by more than one laboratory and can have both positive and negative results. **Therefore, the sum of the numbers in each column will be larger than the total number of people tested.**

Reporting lab	Inconclusive	Negative	Positive	Percent positive	Total
ADVANCED URGENT CARE PLLC		1			1
Redwood Springs Healthcare			1	100%	1
FELD ENTERTAINMENT			1	100%	1
BROOKDALE FORT MYERS LAKES PARK			1	100%	1
SHANDSCAIR FLIGHT PROGRAM			1	100%	1
CLUB HEALTH AND REHABILITATION CENTER, THE		1			1
NORTH CAROLINA STATE LABORATORY OF PUBLIC HEALTH, SPECTRUM LAB NETWORK			1	100%	1
A PATTERN MEDICAL CLINIC		1			1
BEAUMONT HOSPITAL, GROSSE POINTE			1	100%	1
HEARTLAND REGIONAL MEDICAL CENTER		1			1
HHCS PHARMACY INC			1	100%	1
NORTHCREST PHYSICIAN SERVICES INC		1			1
PEDIATRIC PARTNERS OF ZEPHYRHILLS PA			1	100%	1
NAVARRO MEDICAL CENTERS LLC			1	100%	1
Kroger 410 - The Little Clinic Trinity		1			1
SEPULVEDA OUTPATIENT AND NURSING HOME CARE			1	100%	1
WELLSTAR KENNESAW MEDICAL CENTER		1			1
Cypress Cove Center		1			1
HOME AIDE SVC OF EASTERN NY INC D/B/A		1			1
Senatobia Healthcare & Rehab		1			1
Brookdale Southside			1	100%	1
Longwood Community Living Center		1			1
CHILTON MEDICAL CENTER		1			1
Keller Landing Center		1			1
BROOKDALE WEST PALM BEACH			1	100%	1
GENESEE COUNTY HEALTH DEPARTMENT		1			1
CURA LABORATORY SERVICES			1	100%	1
CVS MA1875POCT ASHLAND			1	100%	1
MEDSTAR HEALTH URGENT CARE			1	100%	1
Excel Care Center			1	100%	1
SOUTHEASTERN INTEGRATED MEDICAL PL			1	100%	1
SAINT AGNES HOSPITAL			1	100%	1
WALGREENS #07589		1			1
TILE PHARMACY		1			1
CARE STATION MEDICAL GROUP		1			1
SUMMER PLACE NURSING & REHABILITATION		1			1
MINUTECLINIC DIAGNOSTIC OF TN PC #6437		1			1
Kroger 532 - The Little Clinic Murfreesboro		1			1
LEE MEMORIAL HOSPITAL OUTPATIENT SURGERY CENTER			1	100%	1
STAMFORD HOSPITAL			1	100%	1
DORA HOME CARE			1	100%	1
PIEDMONT QUICKCARE		1			1
FAIRVIEW HOSPITAL			1	100%	1
ODYSSEY HEALTH CARE OF MARION COUNTY LLC		1			1
SIGNATURE CARE COLLEGE STATION			1	100%	1
CVS NV9586POCT RENO		1			1
MEDLABS OF FLORIDA LLC D/B/A MEDLABS DIAGNOSTICS		1			1

COVID-19: testing by laboratory

Data through Apr 19, 2021 verified as of Apr 20, 2021 at 09:25 AM

Data in this report are provisional and subject to change.

The numbers in the table below represent the number of Florida and non-Florida residents for whom test results were received by the Department of Health. A person can be tested by more than one laboratory and can have both positive and negative results. **Therefore, the sum of the numbers in each column will be larger than the total number of people tested.**

Reporting lab	Inconclusive	Negative	Positive	Percent positive	Total
Walgreens #17445		1			1
ManorCare Yeadon		1			1
Kroger 699 - The Little Clinic Smyrna		1			1
FLORIDA HOSPITAL TRANSPLANT CENTER		1			1
REELFOOT FAMILY WALK-IN CLINIC		1			1
Courtenay Springs Village			1	100%	1
NORTHSIDE PEDIATRICS & ADOLESCENT MEDI		1			1
C A R E S		1			1
Kroger 968 - The Little Clinic Colerain Township		1			1
Moab Regional Hospital			1	100%	1
INDIANA STATE DEPARTMENT OF HEALTH CLINIC MICROBIOLOGY		1			1
LIBERTY COMMONS NURSING AND REHABILITA		1			1
GARNET HEALTH DOCTORS		1			1
TENNOVA HEALTHCARE - CLEVELAND			1	100%	1
Royal Palm Beach Health and Rehab Center			1	100%	1
WELLMED AT BAY AREA		1			1
WESLEY LONG HOSPITAL			1	100%	1
SAINT LEO UNIVERSITY INCORPORATED			1	100%	1
MANHATTAN EYE EAR AND THROAT HOSPITAL		1			1
777 URGENT CARE			1	100%	1
Port Orange Nursing And Rehab Center			1	100%	1
CHI MEMORIAL HOSPITAL CHATTANOOGA			1	100%	1
MEMORIAL HERMANN KATY HOSPITAL			1	100%	1
VIRGINIA CVS PHARMACY, LLC DBA CVS/PHARMACY #1884		1			1
LANCASHIRE HALL NURSING AND REHABILITATION CENTER		1			1
VERIFY LABS			1	100%	1
ACCESS HEALTH CARE PHYSICIANS, LLC		1			1
EMERGENCY CARE SERVICES LAB AT JFK MEDICAL CENTER			1	100%	1
RESOURCE PATH LLC			1	100%	1
NORTHSIDE FAMILY MEDICINE		1			1
ADVENTHEALTH MEDICAL GROUP OBSTETRICS			1	100%	1
Autumn Care of Suffolk		1			1
AMALIA'S COMMUNITY CLINIC, CORP			1	100%	1
ACUTE AND COMMUNICABLE DISEASE PREVENTION			1	100%	1
MINUTE CLINIC DIAGNOSTIC PA			1	100%	1
ULTIMATE KIDNEY CARE			1	100%	1
OMC PRIMARY CARE - HOSPITAL CAMPUS			1	100%	1
PERRY COUNTY NURSING HOME		1			1
CVS TX3702POCT KATY		1			1
Life Care Center of Auburn		1			1
WEST FLORIDA MEDICAL ASSOCIATES PA			1	100%	1
SALUDA NURSING CENTER		1			1
PATEL MINESH		1			1
Kroger 367 - The Little Clinic Walton		1			1
Walgreens #19461		1			1
MEDICAL ASSOCIATES OF PINELLAS - LAB			1	100%	1
WEST VIRGINIA UNIVERSITY HOSPITALS			1	100%	1

COVID-19: testing by laboratory

Data through Apr 19, 2021 verified as of Apr 20, 2021 at 09:25 AM

Data in this report are provisional and subject to change.

The numbers in the table below represent the number of Florida and non-Florida residents for whom test results were received by the Department of Health. A person can be tested by more than one laboratory and can have both positive and negative results. **Therefore, the sum of the numbers in each column will be larger than the total number of people tested.**

Reporting lab	Inconclusive	Negative	Positive	Percent positive	Total
RCP OF MEMORIAL WEST			1	100%	1
ROSEN MEDICAL CENTER AT ROSEN COLLEGE CAMPUS			1	100%	1
PUBLIX PHARMACY #1114			1	100%	1
PEACE RIVER CENTER CRISIS STABILIZATION UNIT			1	100%	1
EVEXIA DIAGNOSTICS			1	100%	1
Heartland Health Care Center Jacksonville			1	100%	1
CAREWELL 203			1	100%	1
HEARTLAND OF MARIETTA OH LLC DBA		1			1
PHYSICIANS PREMIER ER- CENTRAL AUSTIN			1	100%	1
JACKSONVILLE HEALTH & REHAB		1			1
PIEDMONT NEWTON HOSPITAL		1			1
MARYLAND DEPARTMENT OF HEALTH AND MENTAL HYGIENE-LABORATORIES			1	100%	1
ADVANCE CARDIOVASCULAR IMAGING, INC			1	100%	1
UCH LAB			1	100%	1
Oregon Veterans Home The Dalles		1			1
MARTIN HEALTH PHYSICIAN GROUP			1	100%	1
CAROMONT HEALTH			1	100%	1
PATHOLOGY		1			1
WASHINGTON CENTER FOR REHABILITATION A		1			1
HAWAII DEPARTMENT OF HEALTH LAB			1	100%	1
EASTSIDE URGENT CARE			1	100%	1
FAMILY AND INTERNAL MEDICINE ASSOCIATES		1			1
CORONA CONCIERGE, LLC		1			1
CVS TX1057POCT SAN ANTONIO		1			1
HENRICO DOCTOR'S LABORATORY			1	100%	1
IVAN, MAYA			1	100%	1
PANCARE HEALTH - NORTHSIDE ELEMENTARY			1	100%	1
FRESENIUS KIDNEY CARE OF CLERMONT WEST			1	100%	1
Newton Wellesley Center for Alzheimer's Care		1			1
SHAMRA MEDICAL LABORATORY			1	100%	1
MOUNT SINAI MEDICAL CENTER OF FLORIDA INC			1	100%	1
BAYSTATE REFERENCE LABORATORY			1	100%	1
Rockcastle Health and Rehab		1			1
CVS TN5694POCT SODDY DAISY		1			1
PATHLAB SERVICES			1	100%	1
Kroger 433 - The Little Clinic Atoka		1			1
VCU HEALTH SYSTEM AUTHORITY - MCV HOSPITALS			1	100%	1
EAST TENNESSEE STATE UNIVERSITY		1			1
FIU HEALTH CARE CENTER			1	100%	1
MEDICAL CENTER AFFILIATES PALM SPRINGS			1	100%	1
MEDEXPRESS URGENT CARE - UNIONTOWN		1			1
SEASONS HOSPICE AND PALLIATIVE CARE OF			1	100%	1
ANSWERS RESOURCE FACILITY		1			1
TUNIS STREET GROUP HOME		1			1
SKY RIDGE MEDICAL CENTER - MICRO			1	100%	1
USA Healthcare LTC, LLC - Folsom Center for Rehabilitation & Healthca		1			1
HEALTH FIRST HOME CARE		1			1

COVID-19: testing by laboratory

Data through Apr 19, 2021 verified as of Apr 20, 2021 at 09:25 AM

Data in this report are provisional and subject to change.

The numbers in the table below represent the number of Florida and non-Florida residents for whom test results were received by the Department of Health. A person can be tested by more than one laboratory and can have both positive and negative results. **Therefore, the sum of the numbers in each column will be larger than the total number of people tested.**

Reporting lab	Inconclusive	Negative	Positive	Percent positive	Total
SISTERS MISSION			1	100%	1
Kroger 395 - The Little Clinic Blanchester		1			1
FLORHAM PARK ENDOSCOPY CENTER		1			1
CONVENIENT URGENT CARE			1	100%	1
GOLDING-GRANADO MEDICAL ASSOCIATES		1			1
MINUTE CLINIC DIAGNOSTICS OF IN, LLC #6252		1			1
MINNESOTA HERITAGE HOUSE		1			1
SOUTHERN OHIO MEDICAL CENTER			1	100%	1
WVU MEDICINE - WESTON			1	100%	1
HOSPITALS OF PROVIDENCE TRANSMOUNTAIN CAMPUS, THE			1	100%	1
Friendship Manor Inc.		1			1
WALGREENS #06025		1			1
PALM BEACH COUNTY HEALTH DEPT.			1	100%	1
WELLCARE URGENT CARE			1	100%	1
West Bay of Tampa Center			1	100%	1
EILEEN TURBESSI MD PA		1			1
VERMONT DEPT OF HEALTH LABORATORY			1	100%	1
UHS BINGHAMTON GENERAL			1	100%	1
CHI ST. LUKE'S HEALTH BCM MEDICAL CENTER			1	100%	1
BAY AREA HOSPITAL LAB & HST		1			1
WALGREENS #10854		1			1
RIDGE OPTUM FLORIDA			1	100%	1
VICTORIA PAIN AND REHABILITATION CENTER			1	100%	1
PUBLIX PHARMACY #0332		1			1
LAKE MARY DIALYSIS			1	100%	1
Schenectady Center for Rehabilitation & Nursing		1			1
LEHIGH REGIONAL WOUND CENTER			1	100%	1
LUMICO LIFE INSURANCE COMPANY		1			1
HERNANDO COUNTY HEALTH DEPT			1	100%	1
Canandaigua VAMC		1			1
ALL AMERICAN FAMILY AND GERIATRIC CARE			1	100%	1
ORCHARD PARK HEALTH CARE AND REHABILITATION CENTER		1			1
LINK PHARMACY LLC		1			1
BRANDON OUTREACH CLINIC			1	100%	1
CVS CT2210POCT RIVERSIDE		1			1
Kroger - KRO62000426			1	100%	1
PHYSICIANS IMMEDIATE CARE			1	100%	1
CEDAR CREST HEALTH CENTER		1			1
FAITH FAMILY PRACTICE			1	100%	1
PINECREST MANOR		1			1
FLAGLER MEDICAL ASSOCIATES PA			1	100%	1
SANTA MONICA CA-UCLA MC			1	100%	1
MERCY GENERAL HOSPITAL			1	100%	1
UNIVERSITY OF MIAMI PRIMARY CARE SITE UMHC 3039			1	100%	1
PENSACOLA PATHOLOGY		1			1
LIFESPAN HEALTH - SELMER		1			1
Schoenbrunn Healthcare		1			1

COVID-19: testing by laboratory

Data through Apr 19, 2021 verified as of Apr 20, 2021 at 09:25 AM

Data in this report are provisional and subject to change.

The numbers in the table below represent the number of Florida and non-Florida residents for whom test results were received by the Department of Health. A person can be tested by more than one laboratory and can have both positive and negative results. **Therefore, the sum of the numbers in each column will be larger than the total number of people tested.**

Reporting lab	Inconclusive	Negative	Positive	Percent positive	Total
DESTIN SURGERY CENTER LTD		1			1
REDMOND URGENT CARE			1	100%	1
CRYSTAL RIVER FIRE DEPARTMENT			1	100%	1
FLORIDA CLINICAL LABORATORY INC DBA			1	100%	1
CARENOW MIDTOWN			1	100%	1
YOUR GOOD HEALTH MEDICAL GROUP PA			1	100%	1
HALIFAX HEALTH PRIMARY CARE			1	100%	1
CVS MI22230CV WAYNE COUNTY COMMUNITY COLLEGE			1	100%	1
MANHATTAN COLLEGE HEALTH SERVICES		1			1
PAMC MICRO LAB			1	100%	1
CAREATC - PALM HARBOR			1	100%	1
MEDHEALTH CLINICAL INC			1	100%	1
ORMOND BEACH DIALYSIS			1	100%	1
DUKE UNIVERSITY POINT OF CARE TESTING PROGRAM			1	100%	1
LAKE COMMUNITY ACTION AGENCY		1			1
AHUJA MEDICAL CENTER			1	100%	1
ST.ELIZABETH HEALTH CENTER	1				1
CLIFTON SPRINGS		1			1
BAPTIST HEALTH FLOYD			1	100%	1
Quince Nursing and Rehabilitation Center		1			1
ENT & ALLERGY ASSOCIATES, LLP - SLEEPY HOLLOW (ABBOTT)		1			1
VIP FAMILY PRACTICE			1	100%	1
CRESTVIEW MED CLIN LAB			1	100%	1
Williamstown Commons			1	100%	1
SOUTHWESTERN VERMONT MEDICAL CENTER			1	100%	1
CHILDRENS SPECIALIST PEDIATRIC PULMMOLOGY &			1	100%	1
REHABILITATION CENTER OF ALBUQUERQUE		1			1
White River Health Care Center		1			1
EUGENE T FINAN, MD			1	100%	1
ADVENTHEALTH MEDICAL GROUP INTERNAL MEDICINE AT MILLS			1	100%	1
RED HOOK FAMILY PRACTICE		1			1
MEDCOR INC			1	100%	1
Kingston of Miamisburg		1			1
WAYNE MEMORIAL HOSPITAL		1			1
Willowbrooke Court at Normandy Farms Estates		1			1
PINNACLE DIALYSIS		1			1
NORTHWEST FLORIDA SPECIALTY PHYSICIANS LLC		1			1
EUROFINS PHOENIX			1	100%	1
HERITAGE CARE AND REHABILITATION CENTE		1			1
Avista Nursing and Rehab			1	100%	1
UMASS MEMORIAL/MARLBORO HOSPITAL			1	100%	1
CVS / PHARMACY #10794			1	100%	1
OAK HAVEN REHAB AND NURSING CENTER			1	100%	1
MCLEOD MEMORIAL HOSPITAL CLARENDON			1	100%	1
Dugan Memorial Home		1			1
TITAN GENOMICS, LLC			1	100%	1
GPI MEDICAL CENTER, INC			1	100%	1

COVID-19: testing by laboratory

Data through Apr 19, 2021 verified as of Apr 20, 2021 at 09:25 AM

Data in this report are provisional and subject to change.

The numbers in the table below represent the number of Florida and non-Florida residents for whom test results were received by the Department of Health. A person can be tested by more than one laboratory and can have both positive and negative results. **Therefore, the sum of the numbers in each column will be larger than the total number of people tested.**

Reporting lab	Inconclusive	Negative	Positive	Percent positive	Total
Kroger 126 - The Little Clinic Cottonwood		1			1
LOUIS STOKES CLEVELAND VA MEDICAL CENTER			1	100%	1
STAYING HEALTHY MEDICAL SERVICES			1	100%	1
VIVIAN SIMMONS FAMILY PRACTICE			1	100%	1
MAYO CLINIC OUTPATIENT DIALYSIS CENTER			1	100%	1
NORTH BROWARD MEDICAL CENTER			1	100%	1
Grangeville Health and Rehab		1			1
NORTH COUNTY MEDICAL LAB			1	100%	1
FIVE STAR PREMIER RESIDENCES OF POMPANO BEACH			1	100%	1
UNIVERSITY OF IOWA HOSPITALS & CLINICS			1	100%	1
GATEWAY HEALTHCARE, PC			1	100%	1
CENTRAL FLA PEDIATIC URGENT CARE LLC		1			1
KROGER 915 - THE LITTLE CLINIC ANDERSON			1	100%	1
Kroger 016 - The Little Clinic Centennial		1			1
NORTH WEST FLORIDA DIAGNOSTIC ENOCRINOLOGY CLINIC			1	100%	1
PHYSICIANS LAB INC			1	100%	1
NEMOURS CHILDRENS PRIMARY CARE CLERMONT			1	100%	1
KIDZ FAMILY CARE			1	100%	1
RICHMOND MEDICAL CENTER FOR WOMEN		1			1
THE MEDICAL CENTER AT BOWLING GREEN			1	100%	1
MAYO CLINICAL LABORATORIES		1			1
BROOKS REHAB			1	100%	1
LOGAN COUNTY HOSPITAL			1	100%	1
ASSOCIATESMD			1	100%	1
ALL CHILDRENS PEDIATRIC CLINIC			1	100%	1
MEDEXPRESS URGENT CARE - WAYNESBURG		1			1
CORNERSTONE OF RECOVERY INC		1			1
CELEBRATION FAMILY PHYSICIANS LLC			1	100%	1
MY URGENT CARE CLINIC			1	100%	1
MARINA DEL REY HOSPITAL LAB			1	100%	1
Walgreens #10851		1			1
Alexandria Place		1			1
NORTHEAST BAPTIST HOSPITAL			1	100%	1
MEDEXPRESS URGENT CARE, EDWARDSVILLE		1			1
SPRING VALLEY HOSPITAL MEDICAL CENTER			1	100%	1
Smg/North Jersey Hematology & Oncology		1			1
Bethany Manor		1			1
PM PEDIATRICS OF VIRGINIA			1	100%	1
Greenhaven Health and Rehabilitation		1			1
FRESENIUS KIDNEY CARE OCALA			1	100%	1
ACCOMPLISHED HOME CARE		1			1
THE MEDICAL CENTER AT SCOTTSVILLE			1	100%	1
KNOX COMMUNITY HOSPITAL			1	100%	1
TIMPANOGOS REGIONAL HOSPITAL			1	100%	1
GARDENS PEDIATRICS LAB			1	100%	1
LADY OF THE SEA HOSPITAL LAB			1	100%	1
SC-GA2018 THE RIDGE REHABILITATION & H		1			1

COVID-19: testing by laboratory

Data through Apr 19, 2021 verified as of Apr 20, 2021 at 09:25 AM

Data in this report are provisional and subject to change.

The numbers in the table below represent the number of Florida and non-Florida residents for whom test results were received by the Department of Health. A person can be tested by more than one laboratory and can have both positive and negative results. **Therefore, the sum of the numbers in each column will be larger than the total number of people tested.**

Reporting lab	Inconclusive	Negative	Positive	Percent positive	Total
INTERMOUNTAIN HEALTHCARE LABORATORY SERVICES			1	100%	1
NLAC SUMMERBIO			1	100%	1
MARTINSVILLE HEALTH AND REHAB			1	100%	1
Advanced Health Care of St. George		1			1
WALGREENS #12624		1			1
ADVENTHEALTH DURAND			1	100%	1
VANAJA SUREDDI MD PA			1	100%	1
MEDEX CLINIC LLC			1	100%	1
RAPID CITY REGIONAL HOSPITAL -579 ATTN. LABORATORY		1			1
MEDSTAR URGENT CARE, LLC			1	100%	1
DOCTORS HEARING			1	100%	1
BMC/NASSAU			1	100%	1
RIVIERA BEACH HEALTH CENTER LAB			1	100%	1
CVS NE8626POCT LINCOLN		1			1
RUBY MEMORIAL HOSP. LAB			1	100%	1
St Mary's d'Youville Pavilion		1			1
NHC PLACE AT COOL SPRINGS		1			1
Kroger 670 - The Little Clinic Dawson Forest Rd & Hwy 19		1			1
DOCTORS CHOICE HOME CARE INC			1	100%	1
Kroger 350 - The Little Clinic New Cut Road		1			1
MERITER LABORATORIES			1	100%	1
MEDICAL LIFE-INC GUIDEWELL EMERGENCY MEDICINE			1	100%	1
NEMOURS CHILDREN'S PRIMARY CARE, ST CLOUD			1	100%	1
PHYSICIANS ASSOCIATES			1	100%	1
RIVERVIEW HOSPITAL D/B/A UNIVERSITY		1			1
Manor Care Health Care Services - Williamsport North		1			1
CVS MINUTE CLINIC			1	100%	1
Kroger 753 - The Little Clinic Goss Avenue		1			1
ST FRANCIS COLLEGE WELLNESS CENTER		1			1
FINLAY MEDICAL RESEARCH CORP			1	100%	1
NOVANT HEALTH PRINCE WILLIAM WELLNESS CENTER			1	100%	1
OPTUM OF HIALEAH		1			1
AMD			1	100%	1
MEDICAL CENTER			1	100%	1
MIAMI VASCULAR SURGERY			1	100%	1
ADVENTHEALTH IMAGING WINTERGARDEN		1			1
INLET CONCIERGE MEDICINE			1	100%	1
MISSION HOSPITAL			1	100%	1
CARESPOT - MIAMI GARDENS			1	100%	1
HAVASU REGIONAL MEDICAL CENTER			1	100%	1
MEDEXPRESS URGENT CARE - PATRICK STREE			1	100%	1
Remarkable Healthcare Dallas			1	100%	1
EDWARD HOSPITAL			1	100%	1
UNITED HEALTHCARE			1	100%	1
Kroger 929 - The Little Clinic Corryville		1			1
PERFECT HEALTH URGENT CARE AND MEDICAL		1			1
RESTORE MEDICAL PARTNERS PLLC			1	100%	1

COVID-19: testing by laboratory

Data through Apr 19, 2021 verified as of Apr 20, 2021 at 09:25 AM

Data in this report are provisional and subject to change.

The numbers in the table below represent the number of Florida and non-Florida residents for whom test results were received by the Department of Health. A person can be tested by more than one laboratory and can have both positive and negative results. **Therefore, the sum of the numbers in each column will be larger than the total number of people tested.**

Reporting lab	Inconclusive	Negative	Positive	Percent positive	Total
BRUSHY CREEK FAMILY HOSPITAL			1	100%	1
AESTHETIC PHYSICIANS PC			1	100%	1
HARDEE COUNTY FIRE RESCUE		1			1
ARKANSAS PUBLIC HEALTH LABORATORY		1			1
LANGLEY DIALYSIS			1	100%	1
ISLANDS ASSISTED LIVING FACILITY,THE			1	100%	1
Wrightsville Manor Health and Rehab		1			1
ANDREWS INSTITUTE AMBULATORY SURGERY CENTER		1			1
Walgreens #5914		1			1
NHC Chattanooga			1	100%	1
WMC HEALTH GROUP INC			1	100%	1
ADVANCED INDIVIDUALIZED MEDICINE OF NAPLES			1	100%	1
DOCTORS CARE - GREER		1			1
Peninsula Nursing and Rehabilitation Center		1			1
ABINGTON MEMORIAL HOSPITAL			1	100%	1
NORTHERN KENTUCKY HEALTH DEPARTMENT			1	100%	1
EVERLYWELL DIAGNOSTICS			1	100%	1
WESTMORELAND REGIONAL HOSPITAL			1	100%	1
CHI ST VINCENT LITTLE ROCK DIAGNOSTIC CLINIC			1	100%	1
AFFILIATED LABORATORIES INC			1	100%	1
WORKFORCE HEALTH DEPARTMENT			1	100%	1
NATION'S BEST CARE HOME HEALTH			1	100%	1
PALMETTO LANDING			1	100%	1
MISSOURI DEPT. OF HEALTH			1	100%	1
HAYS CLINICAL LAB			1	100%	1
ST GERARD'S COMMUNITY OF CARE		1			1
MEMORIAL HERMANN MEDICAL GROUP-ATASCOCITA PEDS			1	100%	1
WINTER GARDEN CHILDREN'S HEALTH CENTERS			1	100%	1
WELLMED AT LONGWOOD			1	100%	1
UT HEALTH RIO GRANDE VALLEY PRIMARY CARE AT			1	100%	1
ELDERWOOD AT WAVERLY		1			1
HEALTHALLIANCE HOSPITAL LABORATORY		1			1
MONTCLAIR STATE UNIV/HLTH & WELLNESS		1			1
COLLIER BLVD HMA PHYSICIANS MANAGEMENT LLC			1	100%	1
COVENANT HEALTH		1			1
CARBON HEALTH			1	100%	1
Kroger 419 - The Little Clinic Farmington/Exeter		1			1
LAURELS OF NORWORTH		1			1
GOOD SAMARITAN SOCIETY - DE SMET		1			1
Illiana HCS -Danville VAMC		1			1
PORTSMOUTH REG. HOSPITAL			1	100%	1
Crowne Place Assisted Living		1			1
BIOMAT ORLANDO		1			1
MOUNT ST MARYS HOSPITAL OF NIAGARA FALLS			1	100%	1
HEALTH PARTNERS LLC		1			1
CAPSTONE REHABILITATION AND HEALTHCARE		1			1
BAPTIST HOSPITAL FAMILY MEDICINE &			1	100%	1

COVID-19: testing by laboratory

Data through Apr 19, 2021 verified as of Apr 20, 2021 at 09:25 AM

Data in this report are provisional and subject to change.

The numbers in the table below represent the number of Florida and non-Florida residents for whom test results were received by the Department of Health. A person can be tested by more than one laboratory and can have both positive and negative results. **Therefore, the sum of the numbers in each column will be larger than the total number of people tested.**

Reporting lab	Inconclusive	Negative	Positive	Percent positive	Total
ACCESS MEDICAL GROUP OF TAMPA INC			1	100%	1
THE MEDICAL CENTER			1	100%	1
NEW SMYRNA BEACH AMBULATORY CARE CTR			1	100%	1
GENESIS HEALTH SYSTEM			1	100%	1
Crowne Health Care of Thomasville		1			1
RESIDENCES AT MIAMI / REIGN GARDENS LLC, THE			1	100%	1
MOUNT SINAI COMPREHENSIVE CANCER CENTER			1	100%	1
Kroger - KR070300083			1	100%	1
GULF BREEZE TREATMENT CENTER, LLC			1	100%	1
PASCO COUNTY HEALTH DEPARTMENT			1	100%	1
LOWER KEYS COMMUNITY HEALTH CENTER			1	100%	1
DR BAWA AND ASSOCIATES			1	100%	1
ADVENT HEALTH MEDICAL GROUP MULTISPECIALTY			1	100%	1
ADVENTHEALTH MEDICAL GROUP PEDIATRICS DIABETES &			1	100%	1
NICKLAUS CHILDREN'S DORAL OUTPATIENT CENTER			1	100%	1
TMH PHYSICIAN PARTNERS WAKULLA			1	100%	1
CLEVELAND CLINIC AKRON GENERAL			1	100%	1
Linley Park Rehabilitation & Healthcare Center		1			1
INTERNAL MEDICINE EMILIA MURRAY MD PA		1			1
COLUMBIA CREST CARE & RAHAB		1			1
CVS AZ4795POCT MESA		1			1
WELLMED AT LINEBAUGH AVE			1	100%	1
XSTREMEMD			1	100%	1
MERITUS MEDICAL CENTER			1	100%	1
BNJ		1			1
AUGUSTA HEALTH CLINICAL LABORATORY			1	100%	1
WEST COAST CLINICAL LABS INC			1	100%	1
HOUSTON DEPARTMENT OF HEALTH AND HUMAN SERVICES			1	100%	1
INDIGO PALMS			1	100%	1
Kroger 83 - The Little Clinic Rock Road		1			1
Avera Sr. James Care Center		1			1
OHIOHEALTH URGENT CARE			1	100%	1
HOLYCROSS URGENT CARE AND IMAGING CENTER		1			1
Kroger 531 - The Little Clinic Waterville		1			1
B2 URGENT CARE			1	100%	1
PRIMEX CLINICAL LABORATORIES INC			1	100%	1
COASTAL MANOR		1			1
PHYSICIANS OF CENTRAL FLORIDA			1	100%	1
MEDEXPRESS URGENT CARE - O'FALLON		1			1
Kroger 518 - The Little Clinic Hermitage		1			1
LAKE MARY OPTUM FLORIDA			1	100%	1
PEDIATRIC URGENT CARE CENTR OF FORT WORTH-LA GRAN			1	100%	1
UFHEALTH			1	100%	1
Villa Maria			1	100%	1
BETHESDA HEALTH PHYSICIANS GROUP		1			1
SCRIPTS PLUS INC DBA THE MEDICINE SHOP		1			1
ALTA BATES SUMMIT MEDICAL CENTER CLINICAL LAB			1	100%	1

COVID-19: testing by laboratory

Data through Apr 19, 2021 verified as of Apr 20, 2021 at 09:25 AM

Data in this report are provisional and subject to change.

The numbers in the table below represent the number of Florida and non-Florida residents for whom test results were received by the Department of Health. A person can be tested by more than one laboratory and can have both positive and negative results. **Therefore, the sum of the numbers in each column will be larger than the total number of people tested.**

Reporting lab	Inconclusive	Negative	Positive	Percent positive	Total
TWIN			1	100%	1
VALUE DRUG STORES INC		1			1
BROOKDALE AVONDALE (BU 04360)			1	100%	1
CASS LAKE PHS INDIAN HOSPITAL		1			1
HYDE PARK MEDICAL CENTER		1			1
			1	100%	1
PENNY PEDIATRICS		1			1
POMPANO BEACH ARTIFICIAL KIDNEY CENTER			1	100%	1
NULL			1	100%	1
ARNOLD PALMER HOSPITAL LAB POCT		1			1
CARLTON SHORES HEALTH AND REHABILITATION CENTER			1	100%	1
WELLPATH			1	100%	1
FAMILY PHYSICIANS OF WINTER PARK, INC			1	100%	1
CAREATC - WISCONSIN PIPE-FITTERS			1	100%	1
BACON COUNTY HOSPITAL		1			1
GREYSTONE HOME HEALTH OF GREATER ORLANDO LLC		1			1
BASCOM PALMER-MICRO LAB			1	100%	1
Metairie Healthcare Center			1	100%	1
BAPTIST HEALTH ASI			1	100%	1
UNITYPOINT HEALTH TRINITY			1	100%	1
Kroger 825 - The Little Clinic Dorothy Lane		1			1
KINGMAN REGIONAL MEDICAL CENTER			1	100%	1
Vi at Aventura		1			1
STATE OF ALASKA			1	100%	1
MISSOURI DEPARTMENT OF HEALTH AND SENIOR SERVICES - STATE PH LAB		1			1
FAMILY MEDICAL CENTERS			1	100%	1
NEW YORK PRESBYTERIAN HOSPITAL			1	100%	1
BOCA MEDICAL CARE			1	100%	1
UNIVERSITY OF NORTH CAROLINA HOSPITALS			1	100%	1
THOMAS HOSPITAL			1	100%	1
OASIS FAMILY RESORT IN THE SPRINGS LLC		1			1
MERCY HOME		1			1
RIVERSIDE REGIONAL MED CENTER			1	100%	1
MEDEXPRESS URGENT CARE - LAWTON		1			1
Kroger 447 - The Little Clinic Lebanon		1			1
Kroger 57 - The Little Clinic Jay C Charlestown		1			1
ESOTERIC LAB			1	100%	1
CVS NE5863POCT OMAHA		1			1
NEXTCARE NIFONG			1	100%	1
CLIFTON-FINE HOSPITAL LABORATORY		1			1
MEMORIAL URGENT CARE CENTER -			1	100%	1
Wildwood Healthcare		1			1
SOUTHWEST FLORIDA DIVISION LAB			1	100%	1
NAVAL BRANCH HEALTH CLINIC			1	100%	1
CLINICAL TRIALS OF TAMPA LLC		1			1
WEST FLORIDA MEDICAL ASSOCIATES			1	100%	1
FAST PACE URGENT CARE			1	100%	1

COVID-19: testing by laboratory

Data through Apr 19, 2021 verified as of Apr 20, 2021 at 09:25 AM

Data in this report are provisional and subject to change.

The numbers in the table below represent the number of Florida and non-Florida residents for whom test results were received by the Department of Health. A person can be tested by more than one laboratory and can have both positive and negative results. **Therefore, the sum of the numbers in each column will be larger than the total number of people tested.**

Reporting lab	Inconclusive	Negative	Positive	Percent positive	Total
CHC SOUTHWEST FLORIDA LAB-LIVE			1	100%	1
MORELL			1	100%	1
Shoreline Care Center			1	100%	1
DIMMIT REGIONAL HOSPITAL			1	100%	1
Strasburg Care Center		1			1
BOND COUNTY HEALTH DEPARTMENT			1	100%	1
NEVADA DEPARTMENT OF HEALTH AND HUMAN SERVICES			1	100%	1
AURORA HEALTH CARE METRO INC			1	100%	1
SACRED HEART HEALTH SYSTEM- MIDWIFE PROGRAM			1	100%	1
DAYTONA BEACH DIALYSIS			1	100%	1
FAMILY MEDICAL CENTRE			1	100%	1
PINNACLE PAIN CENTER PS DBA LYNX HEALTHCARE		1			1
LEGACY SPECIALTY PHARMACY CORP			1	100%	1
Kroger - KR070600172		1			1
WATERVIEW HILLS REHABILITATION AND NUR		1			1
ACUPATH LABORATORIES INC			1	100%	1
CROSS CREEK HEALTH CARE		1			1
PIONEER CLINICAL RESEARCH LLC			1	100%	1
INTEGRATED GENETICS SEQUENOM		1			1
VALLEY VISTA CARE CENTER		1			1
MOBILE INFIRMARY MEDICAL CENTER			1	100%	1
ALLIANCE MD DIRECT PRIMARY CARE			1	100%	1
BARRINGTON TERRACE NAPLES			1	100%	1
LAKEVIEW REGIONAL HOSPITAL			1	100%	1
Bolingreen Health and Rehabilitation		1			1
Towne Manor West		1			1
NEXT LEVEL URGENT CARE (WOODLANDS)			1	100%	1
SUSAN F. WILLIAMS M.D., P.A.			1	100%	1
PM PEDIATRICS OF BAYSIDE, PLLC		1			1
MEDICAL SPECIALISTS OF THE PALM BEACHES INC			1	100%	1
DAUGHTERS OF SARAH NURSING CENTER		1			1
IZ MEDICAL		1			1
PEDIATRIC SPECIALTY CLINIC COLLIER			1	100%	1
CARENOW URGENT CARE – SPRING			1	100%	1
PHOENIX MEDICAL CLINIC			1	100%	1
COLER REHABILITATION AND NURSING CARE		1			1
SWIFTCARE URGENT CARE, PLLC			1	100%	1
LAKE WALES DIALYSIS CENTER			1	100%	1
WW Chem Auto SS			1	100%	1
MEDICAL CENTER OF TRINITY - MOB		1			1
BAPTIST HEALTH SURGERY CENTER			1	100%	1
TILLAMOOK COUNTY GENERAL HOSPITAL LAB		1			1
RIVERSIDE COUNTY PUBLIC HEALTH LABORATORY			1	100%	1
1ST CHOICE URGENT CARE CENTER LLC			1	100%	1
LAURELS OF ATHENS, THE		1			1
BETHESDA ON TURKEY CREEK			1	100%	1
MEMORIAL MEDICAL CENTER			1	100%	1

COVID-19: testing by laboratory

Data through Apr 19, 2021 verified as of Apr 20, 2021 at 09:25 AM

Data in this report are provisional and subject to change.

The numbers in the table below represent the number of Florida and non-Florida residents for whom test results were received by the Department of Health. A person can be tested by more than one laboratory and can have both positive and negative results. **Therefore, the sum of the numbers in each column will be larger than the total number of people tested.**

Reporting lab	Inconclusive	Negative	Positive	Percent positive	Total
ORAL & FACIAL SURGERY			1	100%	1
THE BRENNITY AT TRADITION			1	100%	1
PACE UNIVERSITY HEALTH CARE		1			1
CARE CONNECTIONS AT HOME LLC			1	100%	1
JET MEDICAL CENTER			1	100%	1
Hillside Rehab and Care Center			1	100%	1
BISHOP KEARNEY		1			1
HEARTLAND PHARMACY SEBRING			1	100%	1
SJMC PHYSICIAN SERVICES			1	100%	1
Walgreens #5065		1			1
CARESPOT EXPRESS HEALTHCARE BOYNTON BEACH			1	100%	1
ELKHART GENERAL HOSPITAL			1	100%	1
TAMPA HEALTH CARE PROVIDERS PA		1			1
MEMORIALCARE LONG BEACH MEDICAL CENTER			1	100%	1
CLERMONT PEDIATRICS, PA			1	100%	1
COLOMBO'S PHARMACY		1			1
HARRIS URGENT CARE CENTER			1	100%	1
BAYLOR SCOTT & WHITE MEDICAL SURGICAL CLINIC			1	100%	1
FAIRVIEW SOUTHDALE			1	100%	1
HEBER VALLEY HOSPITAL			1	100%	1
CROWNPOINT HEALTHCARE FACILITY		1			1
WALGREENS #4086		1			1
Walgreens #5421		1			1
ABSOLUTE CAREGIVERS HOME HEALTH AGENCY INC			1	100%	1
Total	102,772	19,141,880	2,814,566	13%	22,059,218