

COVID-19: summary of cases and monitoring

Data through Apr 18, 2021 verified as of Apr 19, 2021 at 09:25 AM

Data in this report are provisional and subject to change.

Cases: people with positive PCR or antigen test result		Cases: people with positive PCR or antigen test result	
Total cases		Risk factors for Florida residents	
Florida residents	2,132,308	Traveled	17,026
Non-Florida residents	40,830	Contact with a known case	845,503
Type of testing		Traveled and contact with a known case	23,315
Florida residents	2,132,308	Neither	1,246,464
Positive by BPHL/CDC	77,362	No travel and no contact	254,244
Positive by commercial/hospital lab	2,054,946	Travel is unknown	709,658
PCR positive	1,708,213	Contact is unknown	471,351
Antigen positive	424,095	Contact is pending	452,769
Non-Florida residents	40,830	Travel can be unknown and contact can be unknown or pending for the same case, these numbers will sum to more than the "neither" total.	
Positive by BPHL/CDC	954		
Positive by commercial/hospital lab	39,876		
PCR positive	27,736		
Antigen positive	13,094		
Characteristics			
Florida residents hospitalized	88,274		
Florida resident deaths	34,471		
Non-Florida resident deaths	671		
Hospitalized counts include anyone who was hospitalized at some point during their illness. It does not reflect the number of people currently hospitalized.			
More information on deaths identified through death certificate data is available on the National Center for Health Statistics website at www.cdc.gov/nchs/nvss/vsrr/COVID19/index.htm .			

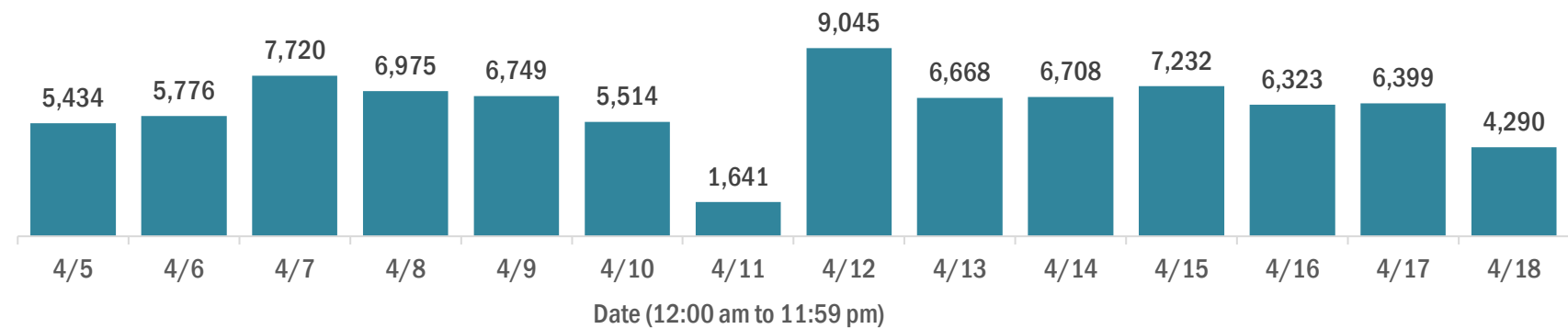
COVID-19: summary of laboratory testing

Data through Apr 18, 2021 verified as of Apr 19, 2021 at 09:25 AM

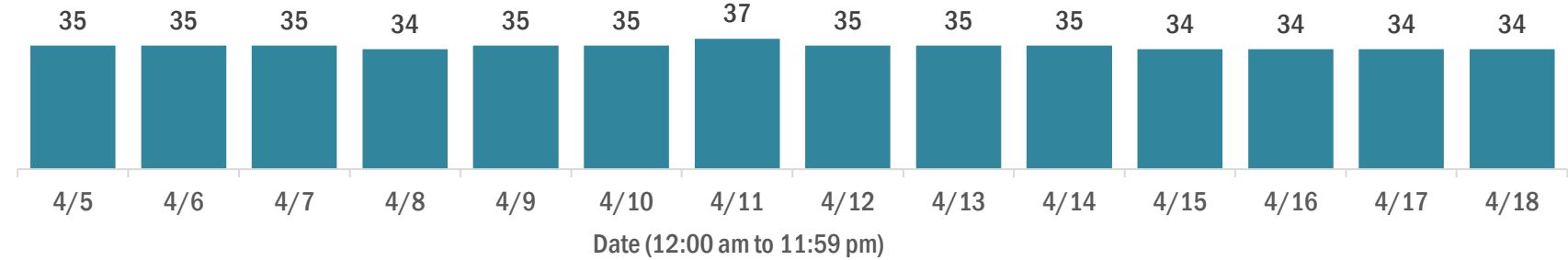
Data in this report are provisional and subject to change.

Cases in Florida residents per day for the past 2 weeks

Number of cases per day



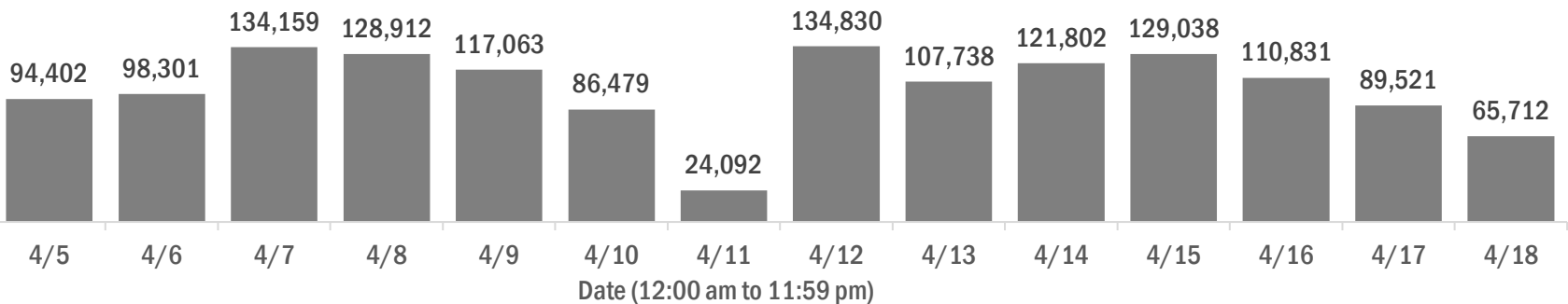
Median age of cases by day



Laboratory testing for Florida residents over the past 2 weeks

Number of Florida residents tested per day

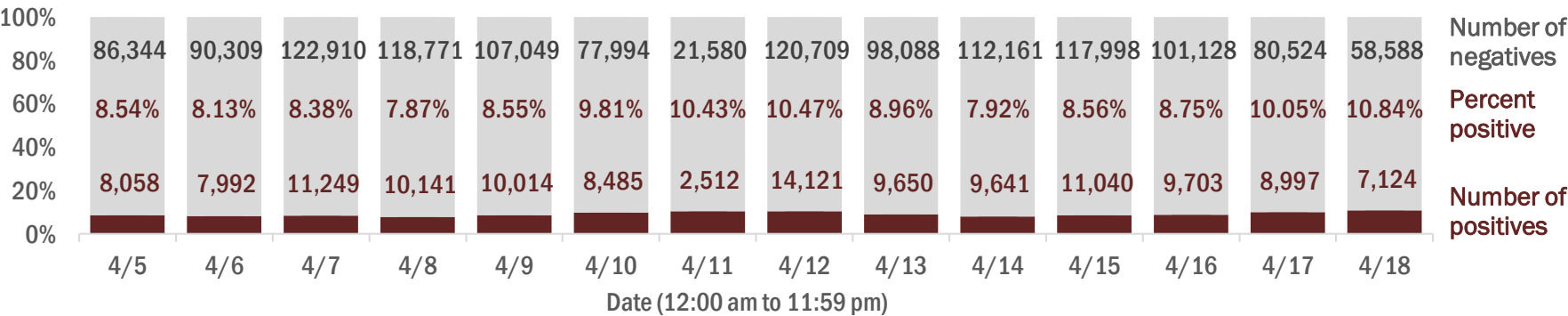
These counts include the number of people for whom the Department received PCR or antigen laboratory results by day. People tested on multiple days will be included for each day a new result was received. A person is only counted once for each day they are tested, regardless of whether multiple specimens are tested or multiple results are received.



Number and percent of Florida residents with positive test results

The percent of positive results ranged from 7.87% to 10.84% over the past 2 weeks and was 10.84% yesterday.

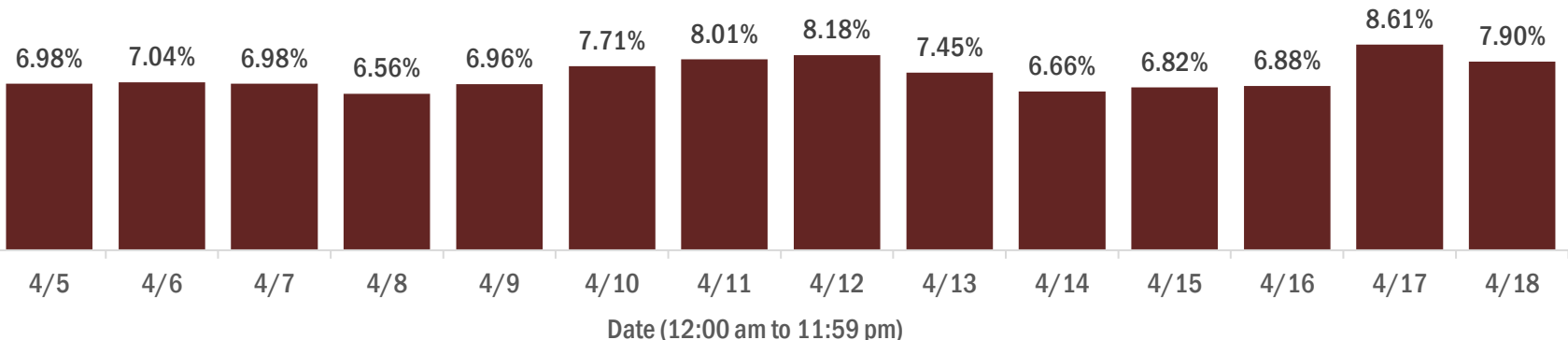
These counts include the number of people for whom the Department received PCR or antigen laboratory results by day. People tested on multiple days will be included for each day a new result was received. A person is only counted once for each day they are tested, regardless of whether multiple specimens are tested or multiple results are received. If a person has a positive specimen and a negative specimen in the same day, only the positive result is counted.



Percent positivity for new cases in Florida residents

The percent of positive results ranged from 6.56% to 8.61% over the past 2 weeks and was 7.90% yesterday.

This percent is the number of people who test PCR- or antigen-positive for the first time divided by all the people tested that day, excluding people who have previously tested positive.



COVID-19: characteristics of 2,132,308 Florida resident cases

Data through Apr 18, 2021 verified as of Apr 19, 2021 at 09:25 AM

Data in this report are provisional and subject to change.

Age group	Cases		Hospitalizations		Deaths	
0-4 years	44,491	<div><div></div></div> 2%	596	<div><div></div></div> 1%	1	0%
5-14 years	138,740	<div><div></div></div> 7%	591	<div><div></div></div> 1%	5	0%
15-24 years	331,940	<div><div></div></div> 16%	2,216	<div><div></div></div> 3%	45	0%
25-34 years	373,443	<div><div></div></div> 18%	4,332	<div><div></div></div> 5%	193	1%
35-44 years	332,052	<div><div></div></div> 16%	6,471	<div><div></div></div> 7%	536	2%
45-54 years	324,333	<div><div></div></div> 15%	10,030	<div><div></div></div> 11%	1,343	4%
55-64 years	278,866	<div><div></div></div> 13%	15,114	<div><div></div></div> 17%	3,784	11%
65-74 years	169,938	<div><div></div></div> 8%	18,377	<div><div></div></div> 21%	7,343	21%
75-84 years	93,478	<div><div></div></div> 4%	18,322	<div><div></div></div> 21%	10,443	30%
85+ years	43,566	<div><div></div></div> 2%	12,217	<div><div></div></div> 14%	10,778	31%
Unknown	1,461	<div><div></div></div> 0%	8	<div><div></div></div> 0%	0	0%
Total	2,132,308		88,274		34,471	

Gender	Cases	
Female	1,114,409	<div><div></div></div> 52%
Male	999,882	<div><div></div></div> 47%
Unknown	18,017	<div><div></div></div> 1%
Total	2,132,308	

Ethnicity	Cases		Hospitalizations		Deaths	
Hispanic	690,487	<div><div></div></div> 32%	22,498	<div><div></div></div> 25%	8,071	<div><div></div></div> 23%
Non-Hispanic	1,038,432	<div><div></div></div> 49%	61,702	<div><div></div></div> 70%	24,186	<div><div></div></div> 70%
Unknown	403,389	<div><div></div></div> 19%	4,074	<div><div></div></div> 5%	2,214	<div><div></div></div> 6%
Total	2,132,308		88,274		34,471	

Race and ethnicity	Cases		Hospitalizations		Deaths	
White	1,212,595	<div><div></div></div> 57%	57,929	<div><div></div></div> 66%	25,293	<div><div></div></div> 73%
Hispanic	460,325	<div><div></div></div> 22%	16,124	<div><div></div></div> 18%	6,473	<div><div></div></div> 19%
Non-Hispanic	664,015	<div><div></div></div> 31%	40,108	<div><div></div></div> 45%	17,700	<div><div></div></div> 51%
Unknown	88,255	<div><div></div></div> 4%	1,697	<div><div></div></div> 2%	1,120	<div><div></div></div> 3%
Black	280,474	<div><div></div></div> 13%	18,310	<div><div></div></div> 21%	5,522	<div><div></div></div> 16%
Hispanic	16,725	<div><div></div></div> 1%	784	<div><div></div></div> 1%	232	<div><div></div></div> 1%
Non-Hispanic	241,928	<div><div></div></div> 11%	17,156	<div><div></div></div> 19%	5,106	<div><div></div></div> 15%
Unknown	21,821	<div><div></div></div> 1%	370	<div><div></div></div> 0%	184	<div><div></div></div> 1%
Other race	329,227	<div><div></div></div> 15%	9,712	<div><div></div></div> 11%	2,699	<div><div></div></div> 8%
Hispanic	165,273	<div><div></div></div> 8%	5,104	<div><div></div></div> 6%	1,197	<div><div></div></div> 3%
Non-Hispanic	112,817	<div><div></div></div> 5%	4,164	<div><div></div></div> 5%	1,274	<div><div></div></div> 4%
Unknown	51,137	<div><div></div></div> 2%	444	<div><div></div></div> 1%	228	<div><div></div></div> 1%
Unknown race	310,012	<div><div></div></div> 15%	2,323	<div><div></div></div> 3%	957	<div><div></div></div> 3%
Hispanic	48,164	<div><div></div></div> 2%	486	<div><div></div></div> 1%	169	<div><div></div></div> 0%
Non-Hispanic	19,672	<div><div></div></div> 1%	274	<div><div></div></div> 0%	106	<div><div></div></div> 0%
Unknown	242,176	<div><div></div></div> 11%	1,563	<div><div></div></div> 2%	682	<div><div></div></div> 2%
Total	2,132,308		88,274		34,471	

Hospitalization counts include anyone who was hospitalized at some point during their illness. It does not reflect the number of people currently hospitalized. **Other race** includes any person with a race of American Indian/Alaskan native, Asian, native Hawaiian/Pacific Islander, or other.

COVID-19: deaths in Florida residents and staff of long-term care facilities

Data through Apr 18, 2021 verified as of Apr 19, 2021 at 09:25 AM

Data in this report are provisional and subject to change.

For current cases in residents or staff of long-term care facilities, please visit: <https://floridahealthcovid19.gov/>

CountyDeaths				CountyDeaths				CountyDeaths			
Palm Beach	1063	<div></div>	9%	Okaloosa	164	<div></div>	1%	Madison	20	<div></div>	0%
Dade	1010	<div></div>	9%	Hernando	158	<div></div>	1%	Calhoun	18	<div></div>	0%
Pinellas	892	<div></div>	8%	Osceola	142	<div></div>	1%	Flagler	18	<div></div>	0%
Broward	674	<div></div>	6%	Charlotte	135	<div></div>	1%	Gulf	17	<div></div>	0%
Hillsborough	577	<div></div>	5%	Clay	120	<div></div>	1%	Wakulla	16	<div></div>	0%
Duval	439	<div></div>	4%	Indian River	120	<div></div>	1%	Bradford	15	<div></div>	0%
Polk	429	<div></div>	4%	Leon	100	<div></div>	1%	Washington	13	<div></div>	0%
Brevard	402	<div></div>	4%	Highlands	92	<div></div>	1%	Baker	12	<div></div>	0%
Orange	402	<div></div>	4%	Bay	90	<div></div>	1%	Jefferson	12	<div></div>	0%
Sarasota	399	<div></div>	4%	Jackson	88	<div></div>	1%	Holmes	11	<div></div>	0%
Lee	343	<div></div>	3%	St. Johns	86	<div></div>	1%	Gadsden	10	<div></div>	0%
Marion	330	<div></div>	3%	Santa Rosa	81	<div></div>	1%	Franklin	9	<div></div>	0%
Volusia	292	<div></div>	3%	Alachua	78	<div></div>	1%	Lafayette	8	<div></div>	0%
Escambia	281	<div></div>	3%	Suwannee	60	<div></div>	1%	Levy	7	<div></div>	0%
St. Lucie	245	<div></div>	2%	Columbia	51	<div></div>	0%	Desoto	6	<div></div>	0%
Seminole	231	<div></div>	2%	Sumter	44	<div></div>	0%	Dixie	5	<div></div>	0%
Lake	226	<div></div>	2%	Putnam	39	<div></div>	0%	Monroe	5	<div></div>	0%
Pasco	225	<div></div>	2%	Nassau	34	<div></div>	0%	Taylor	3	<div></div>	0%
Collier	193	<div></div>	2%	Walton	30	<div></div>	0%	Hardee	2	<div></div>	0%
Manatee	193	<div></div>	2%	Hendry	29	<div></div>	0%	Hamilton	1	<div></div>	0%
Citrus	177	<div></div>	2%	Okeechobee	24	<div></div>	0%	Liberty	1	<div></div>	0%
Martin	172	<div></div>	2%	Gilchrist	21	<div></div>	0%	Total	11,190		

Note: cases are summarized by the county of usual residence. Residents and staff may be cases associated with facilities that are not in their county of usual residence, resulting in cases being included below for counties that do not have facilities with known cases.

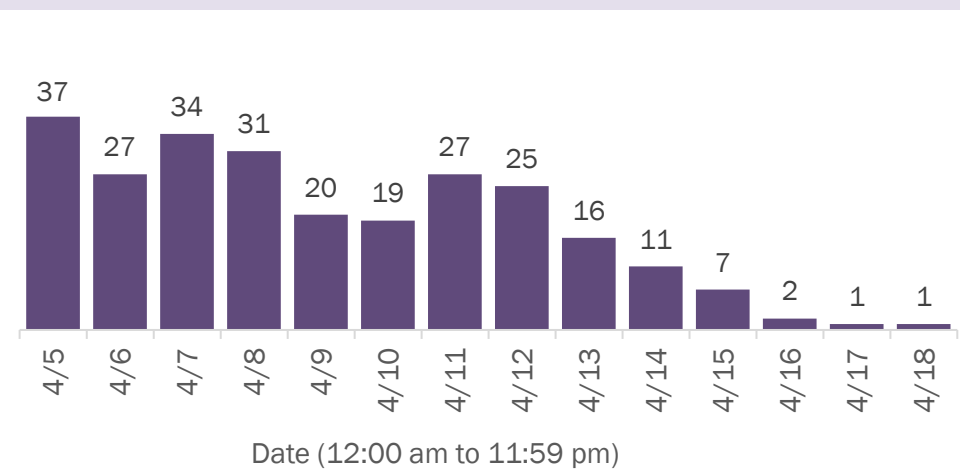
COVID-19: cases in Florida residents who have died

Data through Apr 18, 2021 verified as of Apr 19, 2021 at 09:25 AM

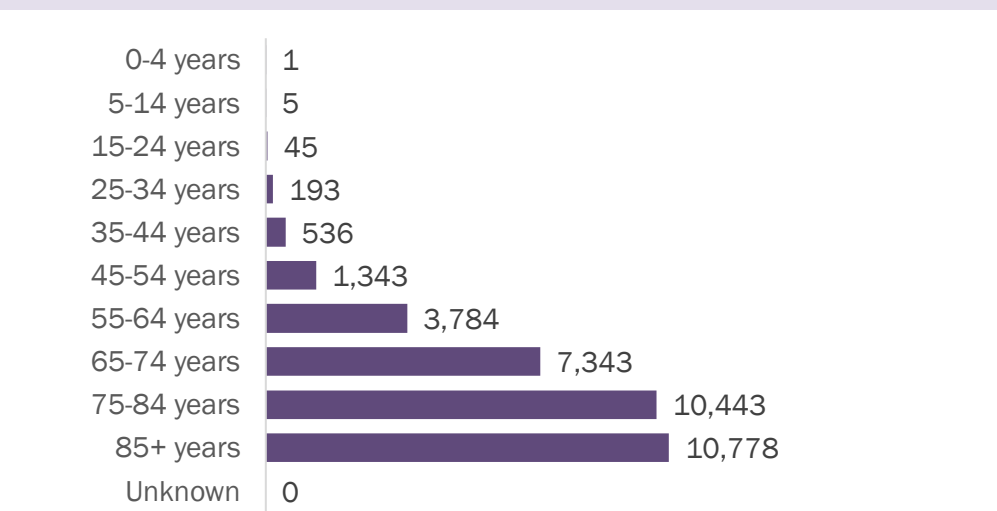
Data in this report are provisional and subject to change.

Demographics for all identified COVID-19 deaths: 34,471

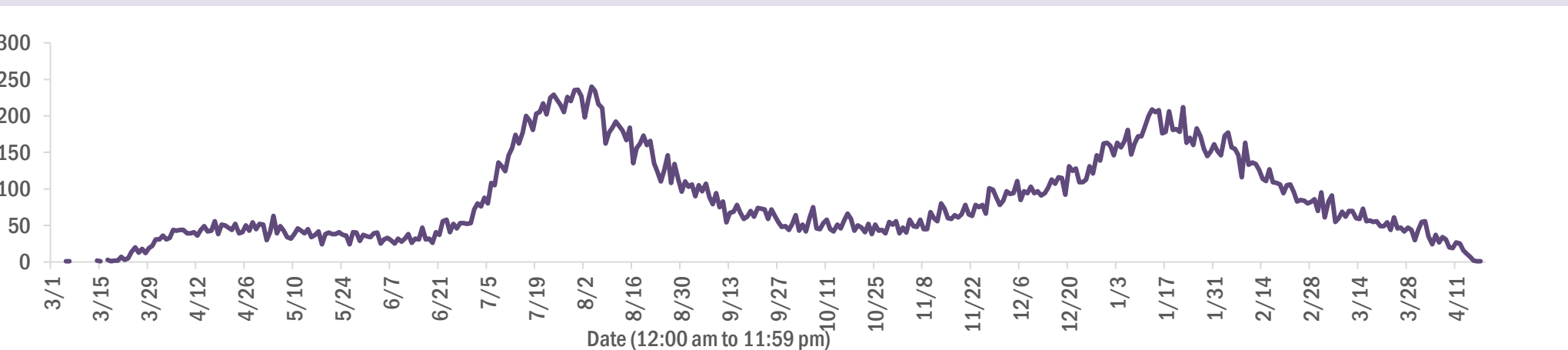
Deaths by date of death for the past 2 weeks



Deaths by age group



Deaths by date of death since March 2020



Age group	Deaths	Cases	Case fatality rate	Mortality rate per 100,000 population
0-4 years	1	44,491	0.0%	0.1
5-14 years	5	138,740	0.0%	0.2
15-24 years	45	331,940	0.0%	1.8
25-34 years	193	373,443	0.1%	6.8
35-44 years	536	332,052	0.2%	20.6
45-54 years	1,343	324,333	0.4%	48.2
55-64 years	3,784	278,866	1.4%	130.8
65-74 years	7,343	169,938	4.3%	302.6
75-84 years	10,443	93,478	11.2%	743.7
85+ years	10,778	43,566	24.7%	1866.2
Unknown	0	1,461	0.0%	
Total	34,471	2,132,308	1.6%	159.6

Race	Deaths	Cases	Case fatality rate	Mortality rate per 100,000 population
White	25,293	1,212,595	2.1%	151.5
Black	5,522	280,474	2.0%	151.0
Other	2,699	329,227	0.8%	216.9
Unknown	957	310,012	0.3%	
Total	34,471	2,132,308	1.6%	159.6

Gender	Deaths	Cases	Case fatality rate	Mortality rate per 100,000 population
Female	15,121	1,114,409	1.4%	137.0
Male	19,350	999,882	1.9%	183.3
Unknown	0	18,017	0.0%	
Total	34,471	2,132,308	1.6%	159.6

Ethnicity	Deaths	Cases	Case fatality rate	Mortality rate per 100,000 population
Hispanic	8,071	690,487	1.2%	142.1
Non-Hispanic	24,186	1,038,432	2.3%	151.9
Unknown	2,214	403,389	0.5%	
Total	34,471	2,132,308	1.6%	159.6

COVID-19: characteristics of 2,132,308 cases

Data through Apr 18, 2021 verified as of Apr 19, 2021 at 09:25 AM

Data in this report are provisional and subject to change.

Tables below include cases in Florida residents and non-Florida residents.

All 67 Florida counties have cases:

County	FL resident cases		Non-FL resident cases	Total cases	FL resident deaths	FL death rate
Dade	465,516	<div></div> 22%	6,079	471,595	6,049	1.3%
Broward	226,323	<div></div> 11%	2,750	229,073	2,784	1.2%
Palm Beach	136,696	<div></div> 6%	2,503	139,199	2,723	2.0%
Orange	130,034	<div></div> 6%	2,019	132,053	1,228	0.9%
Hillsborough	129,205	<div></div> 6%	1,124	130,329	1,660	1.3%
Duval	93,861	<div></div> 4%	1,564	95,425	1,355	1.4%
Pinellas	74,914	<div></div> 4%	1,878	76,792	1,579	2.1%
Lee	64,508	<div></div> 3%	2,252	66,760	944	1.5%
Polk	64,615	<div></div> 3%	469	65,084	1,283	2.0%
Osceola	41,680	<div></div> 2%	750	42,430	492	1.2%
Volusia	40,604	<div></div> 2%	742	41,346	762	1.9%
Brevard	38,767	<div></div> 2%	697	39,464	843	2.2%
Pasco	38,808	<div></div> 2%	337	39,145	719	1.9%
Manatee	36,089	<div></div> 2%	849	36,938	652	1.8%
Escambia	31,810	<div></div> 1%	3,662	35,472	675	2.1%
Collier	33,062	<div></div> 2%	1,308	34,370	514	1.6%
Seminole	32,161	<div></div> 2%	242	32,403	480	1.5%
Sarasota	29,934	<div></div> 1%	1,538	31,472	806	2.7%
Leon	30,068	<div></div> 1%	906	30,974	309	1.0%
Marion	29,906	<div></div> 1%	154	30,060	945	3.2%
Lake	27,885	<div></div> 1%	494	28,379	620	2.2%
St. Lucie	25,058	<div></div> 1%	183	25,241	611	2.4%
Alachua	23,889	<div></div> 1%	295	24,184	267	1.1%
St. Johns	21,671	<div></div> 1%	305	21,976	206	1.0%
Okaloosa	19,944	<div></div> 1%	224	20,168	359	1.8%
Bay	18,997	<div></div> 1%	775	19,772	379	2.0%
Clay	17,960	<div></div> 1%	49	18,009	331	1.8%
Santa Rosa	17,754	<div></div> 1%	242	17,996	282	1.6%
Hernando	13,142	<div></div> 1%	99	13,241	448	3.4%
Charlotte	12,150	<div></div> 1%	208	12,358	404	3.3%
Indian River	12,087	<div></div> 1%	108	12,195	290	2.4%
Martin	11,710	<div></div> 1%	229	11,939	314	2.7%
Citrus	10,623	<div></div> 0%	95	10,718	434	4.1%
Sumter	8,996	<div></div> 0%	105	9,101	270	3.0%
Nassau	7,710	<div></div> 0%	438	8,148	124	1.6%

County	FL resident cases		Non-FL resident cases	Total cases	FL resident deaths	FL death rate
Highlands	8,045	<div></div> 0%	91	8,136	338	4.2%
Columbia	7,966	<div></div> 0%	42	8,008	165	2.1%
Walton	6,773	<div></div> 0%	845	7,618	87	1.3%
Flagler	6,949	<div></div> 0%	97	7,046	106	1.5%
Monroe	6,362	<div></div> 0%	390	6,752	50	0.8%
Putnam	6,262	<div></div> 0%	21	6,283	138	2.2%
Jackson	6,053	<div></div> 0%	66	6,119	157	2.6%
Gadsden	5,579	<div></div> 0%	17	5,596	94	1.7%
Suwannee	5,256	<div></div> 0%	33	5,289	137	2.6%
Hendry	4,575	<div></div> 0%	17	4,592	79	1.7%
Desoto	4,202	<div></div> 0%	26	4,228	91	2.2%
Okeechobee	3,853	<div></div> 0%	53	3,906	87	2.3%
Unknown	308	<div></div> 0%	3,192	3,500	0	0.0%
Baker	3,417	<div></div> 0%	18	3,435	60	1.8%
Wakulla	3,335	<div></div> 0%	13	3,348	54	1.6%
Levy	3,284	<div></div> 0%	8	3,292	49	1.5%
Hardee	3,005	<div></div> 0%	15	3,020	42	1.4%
Bradford	2,941	<div></div> 0%	13	2,954	56	1.9%
Taylor	2,701	<div></div> 0%	5	2,706	45	1.7%
Washington	2,680	<div></div> 0%	21	2,701	51	1.9%
Holmes	2,192	<div></div> 0%	33	2,225	48	2.2%
Madison	2,016	<div></div> 0%	26	2,042	44	2.2%
Gulf	1,906	<div></div> 0%	24	1,930	42	2.2%
Union	1,795	<div></div> 0%	1	1,796	71	4.0%
Calhoun	1,670	<div></div> 0%	3	1,673	43	2.6%
Lafayette	1,612	<div></div> 0%	0	1,612	26	1.6%
Hamilton	1,591	<div></div> 0%	20	1,611	25	1.6%
Dixie	1,575	<div></div> 0%	3	1,578	23	1.5%
Gilchrist	1,563	<div></div> 0%	5	1,568	43	2.8%
Jefferson	1,433	<div></div> 0%	22	1,455	27	1.9%
Franklin	1,275	<div></div> 0%	33	1,308	17	1.3%
Liberty	1,061	<div></div> 0%	1	1,062	16	1.5%
Glades	936	<div></div> 0%	4	940	19	2.0%
Total	2,132,308		40,830	2,173,138	34,471	1.6%

COVID-19: characteristics of 2,132,308 Florida resident cases

Data through Apr 18, 2021 verified as of Apr 19, 2021 at 09:25 AM

Data in this report are provisional and subject to change.

The table below includes the cities and counties of residence for cases in Florida residents based on the patient's ZIP Code. Note that city is not always received as part of the initial notification and may be missing while the case is being investigated.

City and county	Cases
Miami, Dade	269,969
Orlando, Orange	96,297
Jacksonville, Duval	88,242
Tampa, Hillsborough	75,179
Hialeah, Dade	65,116
Fort Lauderdale, Broward	48,064
Hollywood, Broward	42,935
West Palm Beach, Palm Beach	33,224
Kissimmee, Osceola	32,090
Tallahassee, Leon	29,038
Homestead, Dade	28,485
Naples, Collier	27,942
Saint Petersburg, Pinellas	27,391
Pensacola, Escambia	26,499
Fort Myers, Lee	24,981
Bradenton, Manatee	23,515
Boca Raton, Palm Beach	23,468
Lakeland, Polk	22,366
Ocala, Marion	21,973
Pompano Beach, Broward	21,414
Gainesville, Alachua	19,016
Sarasota, Sarasota	18,550
Port Saint Lucie, St. Lucie	16,681
Cape Coral, Lee	16,489
Lake Worth, Palm Beach	16,450
Miami Beach, Dade	15,365
Miramar, Broward	14,720
Clearwater, Pinellas	14,679
Coral Springs, Broward	13,358
Boynton Beach, Palm Beach	13,278
Doral, Dade	13,195
Miami Gardens, Dade	12,494
Panama City, Bay	12,054
Saint Augustine, St. Johns	11,628
Melbourne, Brevard	11,104
Winter Haven, Polk	10,856
Lehigh Acres, Lee	10,496
Delray Beach, Palm Beach	10,227
Davie, Broward	10,093
Riverview, Hillsborough	9,979
Vero Beach, Indian River	9,304
Palm Bay, Brevard	9,037
New Port Richey, Pasco	8,983
Sunrise, Broward	8,887
Milton, Santa Rosa	8,581
Saint Cloud, Osceola	8,311
Fort Pierce, St. Lucie	8,207
Coral Gables, Dade	8,177
Largo, Pinellas	8,172
Daytona Beach, Volusia	8,126
Apopka, Orange	7,999
Plantation, Broward	7,966
Spring Hill, Hernando	7,867
North Miami Beach, Dade	7,720
Davenport, Polk	7,620
Clermont, Lake	7,558
Brandon, Hillsborough	7,494
Orange Park, Clay	7,287
Lake City, Columbia	7,245

COVID-19: characteristics of 2,132,308 Florida resident cases

Data through Apr 18, 2021 verified as of Apr 19, 2021 at 09:25 AM

Data in this report are provisional and subject to change.

The table below includes the cities and counties of residence for cases in Florida residents based on the patient's ZIP Code. Note that city is not always received as part of the initial notification and may be missing while the case is being investigated.

City and county	Cases
Sanford, Seminole	7,223
Deltona, Volusia	7,107
Weston, Broward	7,107
Jupiter, Palm Beach	7,042
Plant City, Hillsborough	6,908
Deerfield Beach, Broward	6,623
Winter Garden, Orange	6,380
Tamarac, Broward	6,080
Port Charlotte, Charlotte	5,932
Palm Coast, Flagler	5,854
Wesley Chapel, Pasco	5,746
Coconut Creek, Broward	5,711
Margate, Broward	5,564
Stuart, Martin	5,537
Fort Walton Beach, Okaloosa	5,504
Palm Beach Gardens, Palm Beach	5,465
Land O Lakes, Pasco	5,427
Deland, Volusia	5,344
Winter Park, Orange	5,325
Crestview, Okaloosa	5,314
Oviedo, Seminole	5,266
Palm Harbor, Pinellas	5,258
Wellington, Palm Beach	5,243
Palmetto, Manatee	5,153
Altamonte Springs, Seminole	4,874
Lutz, Hillsborough	4,841
Port Orange, Volusia	4,805
Opa Locka, Dade	4,688
Miami Lakes, Dade	4,644
Valrico, Hillsborough	4,611
Haines City, Polk	4,559
Brooksville, Hernando	4,528
North Port, Sarasota	4,524
Middleburg, Clay	4,477
Venice, Sarasota	4,459
Hallandale, Broward	4,447
Pembroke Pines, Broward	4,427
Punta Gorda, Charlotte	4,373
Sebring, Highlands	4,355
Leesburg, Lake	4,281
Ocoee, Orange	4,254
The Villages, Sumter	4,207
Seminole, Pinellas	4,101
Arcadia, Desoto	4,091
Saint Johns, St. Johns	4,089
Zephyrhills, Pasco	4,085
Ormond Beach, Volusia	4,085
Live Oak, Suwannee	4,074
Bonita Springs, Lee	4,021
Pinellas Park, Pinellas	3,898
Okeechobee, Okeechobee	3,839
Longwood, Seminole	3,756
Windermere, Orange	3,726
North Lauderdale, Broward	3,725
Navarre, Santa Rosa	3,714
North Miami, Dade	3,707
Ruskin, Hillsborough	3,662
Immokalee, Collier	3,650
Cocoa, Brevard	3,589

COVID-19: characteristics of 2,132,308 Florida resident cases

Data through Apr 18, 2021 verified as of Apr 19, 2021 at 09:25 AM

Data in this report are provisional and subject to change.

The table below includes the cities and counties of residence for cases in Florida residents based on the patient's ZIP Code. Note that city is not always received as part of the initial notification and may be missing while the case is being investigated.

City and county	Cases
Gulf Breeze, Santa Rosa	3,327
Niceville, Okaloosa	3,324
Casselberry, Seminole	3,321
Lake Worth Beach, Palm Beach	3,206
Titusville, Brevard	3,194
Port Richey, Pasco	3,188
Cantonment, Escambia	3,186
Hudson, Pasco	3,172
Key West, Monroe	3,154
Panama City Beach, Bay	3,127
Jacksonville Beach, Duval	3,074
Dade City, Pasco	3,070
North Fort Myers, Lee	3,037
Winter Springs, Seminole	3,030
Oakland Park, Broward	3,021
Crawfordville, Wakulla	2,995
Bartow, Polk	2,988
Aventura, Dade	2,979
Quincy, Gadsden	2,964
Lake Mary, Seminole	2,957
New Smyrna Beach, Volusia	2,932
Palatka, Putnam	2,896
Kissimmee, Polk	2,870
Auburndale, Polk	2,839
Green Cove Springs, Clay	2,796
Lake Wales, Polk	2,786
Fernandina Beach, Nassau	2,779
Merritt Island, Brevard	2,770
Cutler Ridge, Dade	2,756
Tarpon Springs, Pinellas	2,719
Ponte Vedra Beach, St. Johns	2,703
Parkland, Broward	2,658
Inverness, Citrus	2,542
Perry, Taylor	2,532
Belle Glade, Palm Beach	2,510
Lynn Haven, Bay	2,503
Cooper City, Broward	2,486
Loxahatchee, Palm Beach	2,483
Eustis, Lake	2,477
Wimauma, Hillsborough	2,476
Holiday, Pasco	2,423
Royal Palm Beach, Palm Beach	2,419
Marianna, Jackson	2,415
Dunedin, Pinellas	2,409
Estero, Lee	2,404
Santa Rosa Beach, Walton	2,379
Clewiston, Hendry	2,378
Fleming Island, Clay	2,361
Key Biscayne, Dade	2,313
Sarasota, Manatee	2,293
Parrish, Manatee	2,245
Rockledge, Brevard	2,194
Odessa, Hillsborough	2,187
Riviera Beach, Palm Beach	2,148
Defuniak Springs, Walton	2,131
Palm City, Martin	2,106
Mount Dora, Lake	2,093
Chipley, Washington	2,081
Seffner, Hillsborough	2,074

COVID-19: characteristics of 2,132,308 Florida resident cases

Data through Apr 18, 2021 verified as of Apr 19, 2021 at 09:25 AM

Data in this report are provisional and subject to change.

The table below includes the cities and counties of residence for cases in Florida residents based on the patient's ZIP Code. Note that city is not always received as part of the initial notification and may be missing while the case is being investigated.

City and county	Cases
Mulberry, Polk	2,059
Destin, Okaloosa	2,055
Labelle, Hendry	2,047
Avon Park, Highlands	2,035
Starke, Bradford	1,990
Tavares, Lake	1,982
Groveland, Lake	1,927
Lithia, Hillsborough	1,909
Pinecrest, Dade	1,889
Summerfield, Marion	1,884
Orange City, Volusia	1,862
Maitland, Orange	1,854
Yulee, Nassau	1,830
Wauchula, Hardee	1,786
Palmetto Bay, Dade	1,740
Sebastian, Indian River	1,735
Macclenny, Baker	1,675
Dania, Broward	1,663
Lady Lake, Lake	1,657
Missing, Dade	1,650
Callahan, Nassau	1,647
Homosassa, Citrus	1,641
Ponte Vedra, St. Johns	1,617
Carol City, Dade	1,610
Crystal River, Citrus	1,589
Mayo, Lafayette	1,581
Edgewater, Volusia	1,572
Coconut Grove, Dade	1,571
Bonifay, Holmes	1,566
Oldsmar, Pinellas	1,539
Gibsonton, Hillsborough	1,530
Lake Placid, Highlands	1,516
Hobe Sound, Martin	1,499
Crossings, Dade	1,490
Apollo Beach, Hillsborough	1,482
Dover, Hillsborough	1,479
Florida City, Dade	1,468
Pace, Santa Rosa	1,455
Debary, Volusia	1,444
Palm Springs, Palm Beach	1,428
Sun City Center, Hillsborough	1,423
Lake Butler, Union	1,390
Dunnellon, Marion	1,389
Atlantic Beach, Duval	1,387
Madison, Madison	1,338
Biscayne Park, Dade	1,325
Belleview, Marion	1,325
Monticello, Jefferson	1,313
North Palm Beach, Palm Beach	1,309
Lantana, Palm Beach	1,299
Alachua, Alachua	1,293
Indiantown, Martin	1,260
Graceville, Jackson	1,239
Safety Harbor, Pinellas	1,231
South Miami, Dade	1,229
Williston, Levy	1,197
Ellenton, Manatee	1,177
Century, Escambia	1,175
Jensen Beach, Martin	1,174

COVID-19: characteristics of 2,132,308 Florida resident cases

Data through Apr 18, 2021 verified as of Apr 19, 2021 at 09:25 AM

Data in this report are provisional and subject to change.

The table below includes the cities and counties of residence for cases in Florida residents based on the patient's ZIP Code. Note that city is not always received as part of the initial notification and may be missing while the case is being investigated.

City and county	Cases
Lecanto, Citrus	1,170
Newberry, Alachua	1,163
Satellite Beach, Brevard	1,152
Lauderhill, Broward	1,152
Beverly Hills, Citrus	1,119
Havana, Gadsden	1,110
El Portal, Dade	1,107
Englewood, Charlotte	1,098
Hilliard, Nassau	1,093
Freeport, Walton	1,082
Trenton, Gilchrist	1,075
Wilton Manors, Broward	1,062
Wildwood, Sumter	1,056
Blountstown, Calhoun	1,043
Nokomis, Sarasota	1,040
Jasper, Hamilton	1,031
Key Largo, Monroe	1,019
Bushnell, Sumter	996
Frostproof, Polk	988
Keystone Heights, Clay	984
Hernando, Citrus	982
Wewahitchka, Gulf	975
Lauderdale Lakes, Broward	967
Medley, Dade	966
Sanderson, Baker	954
Polk City, Polk	952
Mary Esther, Okaloosa	946
Dunnellon, Citrus	937
Fellsmere, Indian River	935
Fisher Island, Dade	919
Shalimar, Okaloosa	911
Everglades National Park, Dade	909
Port Saint Joe, Gulf	900
Moore Haven, Glades	874
Marco Island, Collier	868
Cocoa Beach, Brevard	856
Minneola, Lake	854
Coleman, Sumter	851
Chiefland, Levy	848
Pahokee, Palm Beach	835
High Springs, Alachua	830
South Bay, Palm Beach	828
Spring Hill, Pasco	827
Trinity, Pasco	825
Bristol, Liberty	820
Cross City, Dixie	819
Sorrento, Lake	815
Fort Meade, Polk	813
Fruitland Park, Lake	809
Thonotosassa, Hillsborough	800
Englewood, Sarasota	798
Indialantic, Brevard	789
Glen Saint Mary, Baker	782
Marathon, Monroe	769
Southwest Ranches, Broward	758
Crescent City, Putnam	750
Miramar Beach, Walton	738
Umatilla, Lake	735
Interlachen, Putnam	731

COVID-19: characteristics of 2,132,308 Florida resident cases

Data through Apr 18, 2021 verified as of Apr 19, 2021 at 09:25 AM

Data in this report are provisional and subject to change.

The table below includes the cities and counties of residence for cases in Florida residents based on the patient's ZIP Code. Note that city is not always received as part of the initial notification and may be missing while the case is being investigated.

City and county	Cases
Chattahoochee, Gadsden	728
Fort Myers Beach, Lee	715
Olympia Heights, Dade	704
West Melbourne, Brevard	703
Lake Alfred, Polk	702
Uleta, Dade	701
Old Town, Dixie	697
Jacksonville, St. Johns	683
Bowling Green, Hardee	681
Coral, Dade	678
Weeki Wachee, Hernando	675
Lawtey, Bradford	673
South Daytona, Volusia	661
Silver Springs, Marion	657
Neptune Beach, Duval	657
Fort White, Columbia	657
Palm Beach, Palm Beach	627
Surfside, Dade	622
Belle Isle, Orange	617
Baker, Okaloosa	609
Bronson, Levy	603
Gulfport, Pinellas	600
Clearwater Beach, Pinellas	595
Bunnell, Flagler	589
Mascotte, Lake	566
Sneads, Jackson	557
Rotunda West, Charlotte	557
Jay, Santa Rosa	549
Hawthorne, Alachua	528
Myakka City, Manatee	525
Carrabelle, Franklin	525
Mims, Brevard	524
Oxford, Sumter	520
Oakland, Orange	515
Cape Canaveral, Brevard	513
Tavernier, Monroe	507
Melbourne Beach, Brevard	500
Cottondale, Jackson	497
Sweetwater, Dade	497
Citra, Marion	493
Alva, Lee	491
Dundee, Polk	490
Indian Harbour Beach, Brevard	489
Ocklawaha, Marion	489
Molino, Escambia	489
Bal Harbour, Dade	482
Florida State University, Leon	482
Zolfo Springs, Hardee	481
Midway, Gadsden	478
Flagler Beach, Flagler	475
Celebration, Osceola	473
Youngstown, Bay	468
East Palatka, Putnam	467
Missing, Volusia	459
Bell, Gilchrist	447
Webster, Sumter	447
Altha, Calhoun	444
Branford, Suwannee	434
Apalachicola, Franklin	424

COVID-19: characteristics of 2,132,308 Florida resident cases

Data through Apr 18, 2021 verified as of Apr 19, 2021 at 09:25 AM

Data in this report are provisional and subject to change.

The table below includes the cities and counties of residence for cases in Florida residents based on the patient's ZIP Code. Note that city is not always received as part of the initial notification and may be missing while the case is being investigated.

City and county	Cases
De Leon Springs, Volusia	415
Haverhill, Palm Beach	414
Archer, Alachua	406
West Miami, Dade	403
Eagle Lake, Polk	399
Osprey, Sarasota	397
Centerville, Leon	395
Floral City, Citrus	394
Missing, Orange	394
Tequesta, Palm Beach	387
Chuluota, Seminole	383
Hastings, St. Johns	378
Holly Hill, Volusia	377
Raiford, Union	372
Lake Park, Palm Beach	369
Ave Maria, Collier	369
Grand Ridge, Jackson	368
Grand Island, Lake	359
Pierson, Volusia	357
Montverde, Lake	345
Indian Rocks Beach, Pinellas	337
Greenville, Madison	332
Gotha, Orange	331
Malabar, Brevard	329
Vernon, Washington	328
Satsuma, Putnam	327
Alafaya, Orange	324
Kenneth City, Pinellas	322
Malone, Jackson	318
Jennings, Hamilton	317
Bryceville, Nassau	316
Sebastian, Brevard	314
Elkton, St. Johns	312
Lake Panasoffkee, Sumter	309
Fort Mccoy, Marion	308
Eastpoint, Franklin	307
Hallandale Beach, Broward	305
Laurel Hill, Okaloosa	304
Reddick, Marion	303
Melrose, Putnam	302
Westville, Holmes	296
Belleair, Pinellas	296
Valparaiso, Okaloosa	293
Winter Park, Seminole	292
Lehigh, Lee	291
Geneva, Seminole	290
San Antonio, Pasco	289
Anthony, Marion	288
O Brien, Suwannee	286
Greenacres, Palm Beach	285
Greenwood, Jackson	281
Morriston, Levy	280
Ponce De Leon, Holmes	273
South Pasadena, Pinellas	262
Fern Park, Seminole	259
Inlet Beach, Walton	257
Kindred, Osceola	256
Eglin Air Force Base, Okaloosa	251
Sanibel, Lee	248

COVID-19: characteristics of 2,132,308 Florida resident cases

Data through Apr 18, 2021 verified as of Apr 19, 2021 at 09:25 AM

Data in this report are provisional and subject to change.

The table below includes the cities and counties of residence for cases in Florida residents based on the patient's ZIP Code. Note that city is not always received as part of the initial notification and may be missing while the case is being investigated.

City and county	Cases
Weirsdale, Marion	244
Fountain, Bay	242
White Springs, Hamilton	241
Edgewood, Orange	240
University Of Central Fl, Orange	238
Longboat Key, Manatee	238
Lee, Madison	237
Islamorada, Monroe	236
Southport, Bay	234
Saint James City, Lee	232
Gretna, Gadsden	230
Hosford, Liberty	226
Poinciana, Polk	224
Astatula, Lake	222
Madeira Beach, Pinellas	219
Wellborn, Suwannee	219
Lakewood Ranch, Manatee	217
Holt, Okaloosa	216
Juno Beach, Palm Beach	214
Mcdavid, Escambia	211
Cutler Bay, Dade	210
Howey-In-The-Hills, Lake	208
Holmes Beach, Manatee	206
Micanopy, Alachua	203
Bay Harbor Islands, Dade	203
Babson Park, Polk	203
Lake Helen, Volusia	201
Atlantis, Palm Beach	200
Altoona, Lake	199
Lauderdale By The Sea, Broward	197
Sopchoppy, Wakulla	192
Zellwood, Orange	192
Azalea Park, Orange	191
Mcalpin, Suwannee	191
Center Hill, Sumter	190
Alford, Jackson	188
Osteen, Volusia	186
The Villages, Marion	183
The Villages, Lake	182
Odessa, Pasco	180
Viera, Brevard	177
Mangonia Park, Palm Beach	171
Hypoluxo, Palm Beach	170
Summerland Key, Monroe	169
Golden Beach, Dade	168
Bokeelia, Lee	167
University Of Miami, Dade	166
Pomona Park, Putnam	163
Oak Hill, Volusia	163
Ponce Inlet, Volusia	162
Caryville, Washington	161
Missing, Lee	160
Paisley, Lake	158
Grant-Valkaria, Brevard	158
Sumterville, Sumter	158
Lutz, Pasco	158
University Of Fl, Alachua	156
Lockhart, Orange	156
Bay Lake, Orange	155

COVID-19: characteristics of 2,132,308 Florida resident cases

Data through Apr 18, 2021 verified as of Apr 19, 2021 at 09:25 AM

Data in this report are provisional and subject to change.

The table below includes the cities and counties of residence for cases in Florida residents based on the patient's ZIP Code. Note that city is not always received as part of the initial notification and may be missing while the case is being investigated.

City and county	Cases
Rocky Point, Hillsborough	155
Citrus Springs, Citrus	149
Big Pine Key, Monroe	148
Hiawassee, Orange	146
Hollister, Putnam	146
Carrollwood, Hillsborough	145
San Mateo, Putnam	144
Lady Lake, Sumter	143
Clair-Mel City, Hillsborough	139
Christmas, Orange	138
Inglis, Levy	138
Cloud Lake, Palm Beach	133
Lake Hamilton, Polk	132
Apopka, Seminole	131
Baldwin, Duval	130
West Park, Broward	130
Clarksville, Calhoun	129
Kendall, Dade	129
Hampton, Bradford	128
Steinhatchee, Taylor	126
Buena Ventura Lakes, Osceola	126
Missing, St. Johns	124
Matlacha, Lee	123
Placida, Charlotte	122
University Of Central Florida, Orange	121
Missing, Pinellas	118
Belleair Beach, Pinellas	118
Lighthouse Point, Broward	117
Tierra Verde, Pinellas	116
Seville, Volusia	115
Harmony, Osceola	115
Temple Terrace, Hillsborough	113
Dania Beach, Broward	112
Callaway, Bay	111
Missing, Sumter	111
Saint Leo, Pasco	110
Barry University, Dade	109
Astor, Lake	108
Cedar Key, Levy	108
City Of Sunrise, Broward	108
Sunny Isles Beach, Dade	107
Panacea, Wakulla	107
Hurlburt Field, Okaloosa	107
Bradenton Beach, Manatee	106
Dinsmore, Duval	104
Lamont, Jefferson	102
Canal Point, Palm Beach	102
Barefoot Bay, Brevard	101
Brooker, Bradford	101
Fruit Cove, St. Johns	101
Florahome, Putnam	100
South Fort Myers, Lee	98
Tyndall Air Force Base, Bay	98
Princeton, Dade	97
Florida Gulf Coast Univ, Lee	96
Kathleen, Polk	96
Waldo, Alachua	96
Bascom, Jackson	96
University Of South Florida, Hillsborough	95

COVID-19: characteristics of 2,132,308 Florida resident cases

Data through Apr 18, 2021 verified as of Apr 19, 2021 at 09:25 AM

Data in this report are provisional and subject to change.

The table below includes the cities and counties of residence for cases in Florida residents based on the patient's ZIP Code. Note that city is not always received as part of the initial notification and may be missing while the case is being investigated.

City and county	Cases
Crystal Beach, Pinellas	92
Lorida, Highlands	91
Maitland, Seminole	91
Pinetta, Madison	90
Ocean Ridge, Palm Beach	89
Missing, Lake	89
Fort Denaud, Hendry	86
F M, Lee	84
Missing, Marion	84
Missing, St. Lucie	84
Saint Pete Beach, Pinellas	80
Boca Grande, Lee	80
Yalaha, Lake	79
Patrick Air Force Base, Brevard	77
Welaka, Putnam	76
Eatonville, Orange	76
Palma Ceia, Hillsborough	75
Avon Park, Polk	73
North Venice, Sarasota	72
Campbellton, Jackson	72
Cudjoe Key, Monroe	71
Ochopee, Collier	70
Air Mail Facility, Dade	69
Anna Maria, Manatee	67
Greensboro, Gadsden	66
Missing, Duval	66
Reunion, Osceola	64
Missing, Palm Beach	64
Destin, Walton	64
Stock Island, Monroe	64
Missing, Pasco	63
Treasure Island, Pinellas	62
Miami Springs, Dade	62
Felda, Hendry	61
North Redington Beach, Pinellas	61
Northdale, Hillsborough	61
Mexico Beach, Bay	60
Bonita Beach, Lee	59
Georgetown, Putnam	59
Micco, Brevard	58
Orlando, Seminole	58
Okahumpka, Lake	57
Bellview, Escambia	57
Duette, Manatee	57
Lake Suzy, Desoto	55
Miromar Lakes, Lee	54
University Of Tampa, Hillsborough	54
Walnut Hill, Escambia	54
Ona, Hardee	54
Missing, Santa Rosa	54
Singer Island, Palm Beach	53
Enterprise, Volusia	53
Heathrow, Seminole	53
Orlando, Dade	52
Aloma, Orange	50
Green Acres, Palm Beach	50
Town N Country, Hillsborough	50
Palm Beach Shores, Palm Beach	50
Intercession City, Osceola	49

COVID-19: characteristics of 2,132,308 Florida resident cases

Data through Apr 18, 2021 verified as of Apr 19, 2021 at 09:25 AM

Data in this report are provisional and subject to change.

The table below includes the cities and counties of residence for cases in Florida residents based on the patient's ZIP Code. Note that city is not always received as part of the initial notification and may be missing while the case is being investigated.

City and county	Cases
Salt Springs, Marion	49
Terra Ceia, Manatee	49
Highland City, Polk	47
Cinco Bayou, Okaloosa	47
Eaton Park, Polk	46
Naranja, Dade	46
Miami, Unknown	46
Sewalls Point, Martin	45
Florida International Univ, Dade	45
Florence Villa, Polk	45
Ebro, Washington	45
Waverly, Polk	45
Village Wellington, Palm Beach	45
Orlando, Osceola	45
Miami, Broward	44
Kenansville, Osceola	44
Key Colony Beach, Monroe	44
Bayonet Point, Pasco	44
Missing, Broward	44
Manalapan, Palm Beach	43
Wekiwa Springs, Seminole	43
Missing, Hillsborough	43
Lacoochee, Pasco	43
Gulf Breeze, Escambia	43
Stetson University, Volusia	43
Missing, Seminole	42
Village Of Wellington, Palm Beach	42
Saint Johns, Duval	40
Cortez, Manatee	40
Jupiter, Martin	38
Florida A And M University, Leon	38
Ponte Vedra, Duval	38
Miami Shores, Dade	38
Hialeah Gardens, Dade	38
Lakeshore, Polk	38
Orlando, Broward	38
Pasadena, Pinellas	38
Orlando, Volusia	37
Eloise, Polk	37
Davenport, Osceola	37
North Bay Village, Dade	37
Ridge Manor, Pasco	37
Highland Beach, Palm Beach	36
Tice, Lee	36
Bonaventure, Broward	36
Lulu, Columbia	35
Orlando, Polk	35
Bay Pines, Pinellas	35
Bayshore Gardens, Manatee	35
Lealman, Pinellas	34
City Of Westlake, Palm Beach	34
Siesta Key, Sarasota	34
Flemington, Marion	34
Hallandle Beach, Broward	34
Pine Hills, Orange	34
Univ Of FI Student Dorms, Alachua	34
Sugarloaf Key, Monroe	34
Poinciana, Osceola	34
Venus, Highlands	33

COVID-19: characteristics of 2,132,308 Florida resident cases

Data through Apr 18, 2021 verified as of Apr 19, 2021 at 09:25 AM

Data in this report are provisional and subject to change.

The table below includes the cities and counties of residence for cases in Florida residents based on the patient's ZIP Code. Note that city is not always received as part of the initial notification and may be missing while the case is being investigated.

City and county	Cases
Dowling Park, Suwannee	33
Palm Shores, Brevard	33
Homeland, Polk	33
Sydney, Hillsborough	32
Westlake, Palm Beach	32
Wekiva Springs, Seminole	32
Bagdad, Santa Rosa	32
Kinard, Calhoun	31
Alturas, Polk	31
South Palm Beach, Palm Beach	31
Westchase, Hillsborough	30
Mcintosh, Marion	30
Nocatee, Desoto	30
Indian Lake Estates, Polk	30
Saint Marks, Wakulla	30
Bradley, Polk	30
Chokoloskee, Collier	29
Penney Farms, Clay	29
Bonita Springs, Collier	29
Homosassa Springs, Citrus	29
Pine Castle, Orange	28
Orlando, Hillsborough	28
Missing, Manatee	28
Horseshoe Beach, Dixie	28
Little Torch Key, Monroe	28
Archer, Levy	27
Pembroke Park, Broward	27
Pensacola Beach, Santa Rosa	27
Palmdale, Glades	27
Florida State, Leon	27
Caryville, Holmes	27
New Smyrna, Volusia	27
Fort Lauderdale, Dade	26
Labelle, Glades	26
Long Key, Monroe	26
Tangerine, Orange	26
Missing, Indian River	25
South Miami Heights, Dade	25
Sparr, Marion	25
Yankeetown, Levy	25
Missing, Monroe	25
Balm, Hillsborough	25
Earleton, Alachua	25
Orange Lake, Marion	25
Missing, Citrus	24
Wabasso, Indian River	24
Boca Raton, Broward	24
Missing, Escambia	24
Goulds, Dade	24
Santa Fe, Alachua	24
Union Park, Orange	24
Tioga, Alachua	24
Loughman, Polk	24
Redington Shores, Pinellas	24
Hawthorne, Putnam	24
Missing, Brevard	23
Bostwick, Putnam	23
Paxton, Walton	23
Plymouth, Orange	22

COVID-19: characteristics of 2,132,308 Florida resident cases

Data through Apr 18, 2021 verified as of Apr 19, 2021 at 09:25 AM

Data in this report are provisional and subject to change.

The table below includes the cities and counties of residence for cases in Florida residents based on the patient's ZIP Code. Note that city is not always received as part of the initial notification and may be missing while the case is being investigated.

City and county	Cases
Wausau, Washington	22
Florida Dept Of Corrections, Union	22
Crystal Springs, Pasco	22
Citrus Ridge, Indian River	22
Laud-By-The-Sea, Broward	22
Missing, Okaloosa	22
Kissimmee, Orange	22
La Crosse, Alachua	22
Mango, Hillsborough	22
Florida International University, Dade	22
Branford, Lafayette	22
Sun City, Hillsborough	21
Perdido Key, Escambia	21
Buckingham, Lee	21
Everglades City, Collier	21
Fort Ogden, Desoto	21
Bonifay, Washington	21
Champions Gate, Polk	21
Candler, Marion	20
Hollywood, Dade	20
Ramrod Key, Monroe	20
Trenton, Levy	20
Indian River Shores, Indian River	20
Mexico Beach, Gulf	20
Goodland, Collier	20
Babcock Ranch, Lee	19
High Springs, Gilchrist	19
Maxville, Duval	19
Nalcrest, Polk	19
Lowell, Marion	19
Jensen Beach, St. Lucie	19
Brooksville, Pasco	19
Lake Buena Vista, Orange	19
Parker, Bay	19
Wildlight, Nassau	19
Orlando, Palm Beach	19
Forest City, Orange	18
Johns Pass Village, Pinellas	18
Golden Oak, Orange	18
Belleair Bluffs, Pinellas	18
Lake Como, Putnam	18
Missing, Collier	18
Florida State Univ Admin, Leon	18
Lakewood Ranch, Sarasota	18
Tallevast, Manatee	18
Gulf Stream, Palm Beach	18
Nichols, Polk	18
Missing, Martin	17
Webster, Hernando	17
Shady Hills, Pasco	17
Hutchinson Island, St. Lucie	17
Graceville, Holmes	17
West Panama City Beach, Bay	17
Daytona Beach Shores, Volusia	17
Trilby, Pasco	17
Wewahitchka, Calhoun	16
Lake City, Suwannee	16
Otter Creek, Levy	16
Woodville, Leon	16

COVID-19: characteristics of 2,132,308 Florida resident cases

Data through Apr 18, 2021 verified as of Apr 19, 2021 at 09:25 AM

Data in this report are provisional and subject to change.

The table below includes the cities and counties of residence for cases in Florida residents based on the patient's ZIP Code. Note that city is not always received as part of the initial notification and may be missing while the case is being investigated.

City and county	Cases
Hernando Beach, Hernando	16
Gulf Hammock, Levy	16
Mount Dora, Orange	16
Graham, Bradford	16
Suwannee, Dixie	16
Hillsboro Beach, Broward	15
Braden River, Manatee	15
Village Of Palmetto Bay, Dade	15
Missing, Bay	15
White Springs, Columbia	15
Orlando, Pinellas	15
Winter Garden, Lake	15
Orlando, Lake	15
Saint Lucie West, St. Lucie	15
Eau Gallie, Brevard	15
Lake Monroe, Seminole	14
Watersound, Walton	14
Deer Island, Lake	14
Murdock, Charlotte	14
Copeland, Collier	14
Indian Creek Village, Dade	14
Wahneta, Polk	14
Laurel Hill, Walton	14
Virginia Gardens, Dade	14
Mount Plymouth, Lake	13
Roseland, Indian River	13
Gonzalez, Escambia	13
Kingsley Lake, Bradford	13
Steinhatchee, Dixie	13
Los Angeles, Dade	13
Long Boat Key, Manatee	13
Orlando, Brevard	13
Saint George Island, Franklin	13
Fort Charlotte, Charlotte	13
Hialeah, Unknown	13
Jacksonville, Unknown	13
Miami Gardens, Broward	13
Choctaw Beach, Okaloosa	13
East Lake, Marion	12
Alys Beach, Bay	12
Unknown, Dade	12
Pensacola Beach, Escambia	12
Rosemary Beach, Walton	12
Umatilla, Marion	12
Babcock Ranch, Charlotte	12
Leisure City, Dade	12
Dade City, Hernando	12
Citrus Hills, Citrus	12
Durant, Hillsborough	12
Missing, Putnam	12
Elfers, Pasco	12
Holder, Citrus	12
Greenville, Taylor	11
Naples, Lee	11
Cypress, Jackson	11
Goldenrod, Seminole	11
Deerfield Beach, Palm Beach	11
Captiva, Lee	11
University Park, Manatee	10

COVID-19: characteristics of 2,132,308 Florida resident cases

Data through Apr 18, 2021 verified as of Apr 19, 2021 at 09:25 AM

Data in this report are provisional and subject to change.

The table below includes the cities and counties of residence for cases in Florida residents based on the patient's ZIP Code. Note that city is not always received as part of the initial notification and may be missing while the case is being investigated.

City and county	Cases
Missing, Polk	10
Grandin, Putnam	10
Missing, Taylor	10
Telogia, Liberty	10
Sea Ranch Lakes, Broward	10
Hialeah, Broward	10
Gibsonia, Polk	10
Redington Beach, Pinellas	10
Haines Creek, Lake	10
Forest City, Seminole	10
Missing, Nassau	10
Ozona, Pinellas	10
Fanning Springs, Gilchrist	10
Seacrest, Walton	10
Briny Breezes, Palm Beach	10
Basinger, Okeechobee	10
Orlando, Duval	10
Orlando, Leon	10
Perrine, Dade	10
Saint Augustine, Duval	9
West Delray Beach, Palm Beach	9
Grant Valkaria, Brevard	9
Nobleton, Hernando	9
Passport, Unknown	9
Day, Lafayette	9
Ybor City, Hillsborough	9
Lloyd, Jefferson	9
Lamont, Madison	9
Rubonia, Manatee	9
Innovation, Pasco	9
Barberville, Volusia	9
Cottdale, Washington	9
Scottsmoor, Brevard	9
Palma Sola, Manatee	9
Missing, Sarasota	9
Beverly Beach, Flagler	9
Orlando, Unknown	9
Putnam Hall, Putnam	9
Saint Augustine Beach, St. Johns	9
Ferndale, Lake	9
Fairfield, Marion	8
Cross Creek, Alachua	8
Indian Shores, Pinellas	8
Fort Walton Beach, Unknown	8
Seybold, Dade	8
Quail Heights, Dade	8
Palm City, St. Lucie	8
White City, Gulf	8
Worthington Springs, Union	8
Pine Ridge, Citrus	8
Missing, Clay	8
Jerome, Collier	8
Ponce De Leon, Walton	8
Keystone Heights, Bradford	8
Evinston, Alachua	8
Salem, Taylor	8
Missing, Unknown	8
Orange Springs, Marion	8
Oneco, Manatee	7

COVID-19: characteristics of 2,132,308 Florida resident cases

Data through Apr 18, 2021 verified as of Apr 19, 2021 at 09:25 AM

Data in this report are provisional and subject to change.

The table below includes the cities and counties of residence for cases in Florida residents based on the patient's ZIP Code. Note that city is not always received as part of the initial notification and may be missing while the case is being investigated.

City and county	Cases
Weirsdale, Lake	7
Fernandina, Nassau	7
Missing, Flagler	7
East Rockland Key, Monroe	7
Anastasia Island, St. Johns	7
Port Saint John, Brevard	7
Orange Park, Duval	7
Orlando, Pasco	7
Longboat Key, Sarasota	7
Switzerland, St. Johns	7
Aripeka, Pasco	7
Maitland, Volusia	7
Orlando, Alachua	7
Niceville, Walton	7
Okeechobee, Glades	7
River Ranch, Polk	7
Valkaria, Brevard	7
Punta Gorda, Lee	6
Holt, Santa Rosa	6
Deland, Lake	6
Sunny Hills, Washington	6
Shady Grove, Taylor	6
Orlando, Flagler	6
Orlando, Marion	6
Port Salerno, Martin	6
Ridge Manor Estates, Sumter	6
Maitland, Hillsborough	6
Winter Park, Polk	6
Winderemere, Orange	6
Lake Worth, Broward	6
Grove City, Charlotte	6
Eglin, Okaloosa	6
Coco River, Collier	6
Bruce, Holmes	6
Missing, Walton	6
Labelle, Lee	6
Morriston, Marion	6
Duck Key, Monroe	6
Newberry, Gilchrist	6
San Carlos Park, Lee	6
Glenwood, Volusia	6
Orchid, Indian River	6
Miccosukee, Leon	6
Pensacola, Unknown	6
Mayport Naval Station, Duval	6
Lake Butler, Bradford	6
Inglis, Citrus	6
Maitland, Osceola	6
Bradenton, Sarasota	6
Island Grove, Alachua	5
Wakulla Springs, Wakulla	5
Orlando, Manatee	5
Pompano Beach, Palm Beach	5
Ocoee, Lake	5
Okeechobee, Martin	5
Missing, Alachua	5
Alys Beach, Walton	5
Point Washington, Walton	5
University Of Central FI, Martin	5

COVID-19: characteristics of 2,132,308 Florida resident cases

Data through Apr 18, 2021 verified as of Apr 19, 2021 at 09:25 AM

Data in this report are provisional and subject to change.

The table below includes the cities and counties of residence for cases in Florida residents based on the patient's ZIP Code. Note that city is not always received as part of the initial notification and may be missing while the case is being investigated.

City and county	Cases
Williston, Marion	5
Clarcona, Orange	5
PsI, Unknown	5
Okeechobee, Osceola	5
University Of Central Fl, Hillsborough	5
Cape Haze, Charlotte	5
Bayou George, Bay	5
Boynton Beach, Broward	5
Missing, Osceola	5
Miramar, Dade	5
Miami Gardens, Unknown	5
Kissimmee, Unknown	5
Fort Lauderdale, Palm Beach	5
Jacksonville Naval Air Station, Duval	5
Missing, Columbia	5
Missing, Highlands	5
Ebro, Bay	5
Highland Park, Polk	5
Westchester, Dade	5
Mid Florida, Seminole	5
Ocean Breeze, Martin	5
Missing, Leon	5
Milton, Escambia	5
Missing, Hernando	5
Mayport, Duval	5
Inlet Beach, Bay	5
Pass, Unknown	5
Stuart, St. Lucie	5
Miami, Palm Beach	5
Live Oak, Madison	4
Loxahatchee Groves, Palm Beach	4
Lake Geneva, Clay	4
Fort Lauderdale, Unknown	4
West Bradenton, Manatee	4
Jacksonville, Clay	4
Greenville, Jefferson	4
Clermont, Polk	4
Marina Del Rey, Dade	4
Oklawaha, Marion	4
Los Angeles, Broward	4
Margate, Unknown	4
Melrose, Bradford	4
Jacksonville, Dade	4
Arcadia, Hillsborough	4
Lake Harbor, Palm Beach	4
Glen Ridge, Palm Beach	4
Coconut Creek, Palm Beach	4
Orem, Palm Beach	4
Branford, Gilchrist	4
Clewiston, Palm Beach	4
Conch Key, Monroe	4
Sharpes, Brevard	4
Lamont, Taylor	4
Lazy Lake, Broward	4
Wacissa, Jefferson	4
Sugarloaf, Monroe	4
Sandestin, Walton	4
Seacrest, Bay	4
Pompano Beach, Dade	4

COVID-19: characteristics of 2,132,308 Florida resident cases

Data through Apr 18, 2021 verified as of Apr 19, 2021 at 09:25 AM

Data in this report are provisional and subject to change.

The table below includes the cities and counties of residence for cases in Florida residents based on the patient's ZIP Code. Note that city is not always received as part of the initial notification and may be missing while the case is being investigated.

City and county	Cases
Bella Collina, Lake	4
Bonnie, Dade	4
Delray Beach, Broward	4
El Jobean, Charlotte	4
Miami Beach, Unknown	4
Marathon Shores, Monroe	4
High Springs, Columbia	4
Hinsdale, Manatee	4
Jonesville, Alachua	4
N/A, Unknown	4
Plantation Key, Monroe	4
International Service Center, Dade	4
Indian Rock Beach, Pinellas	4
Hollywood, Unknown	4
Cypress Gardens, Polk	4
Bowling Green, Polk	4
Crestview, Walton	3
Cross Key, Monroe	3
Fernandina Beach, Duval	3
Cape San Blas, Gulf	3
Apopka, Lake	3
Fpo, Duval	3
Green Cove Springs, Duval	3
Mayport Naval Housing, Duval	3
Samoset, Manatee	3
San Fernando, Unknown	3
North Miami Beach, Broward	3
Monticello, Madison	3
Vernon, Bay	3
Julington Creek, St. Johns	3
Jupiter Island, Martin	3
Kathleen, Pasco	3
Marco Island, Lee	3
Miramar, Unknown	3
Naples, Unknown	3
Alford, Washington	3
Pass-A-Grille, Pinellas	3
Orlando, Escambia	3
Ocean Reef Club, Monroe	3
Vero Beach, St. Lucie	3
Winter Park, Volusia	3
Westville, Walton	3
Pembroke Lakes, Broward	3
Milligan, Okaloosa	3
Orlo Vista, Orange	3
Land O Lakes, Hillsborough	3
Lady Lake, Marion	3
Homeless, Hillsborough	3
Jacksonville , Duval	3
Brooklyn, Broward	3
Ft Pierce, St. Lucie	3
Sorrento, Orange	3
Stuart, Palm Beach	3
North Fort Myers, Charlotte	3
Pompano Beach, Unknown	3
Chicago, Lee	3
Coraopolis, Citrus	3
Champions Gate, Osceola	3
Bristol, Calhoun	3

COVID-19: characteristics of 2,132,308 Florida resident cases

Data through Apr 18, 2021 verified as of Apr 19, 2021 at 09:25 AM

Data in this report are provisional and subject to change.

The table below includes the cities and counties of residence for cases in Florida residents based on the patient's ZIP Code. Note that city is not always received as part of the initial notification and may be missing while the case is being investigated.

City and county	Cases
Jacksonville, Alachua	3
Pp, Dade	3
Woodside, Broward	3
Wimauma, Manatee	3
Brewton, Escambia	3
Apopka, Broward	3
Lanark Village, Franklin	3
Maitland, Polk	3
Inverness, Polk	3
Pass, Dade	3
Vero Beach, Brevard	3
Miami Shores, Broward	3
Pineland, Lee	3
Tampa Palms, Hillsborough	3
Tampa, Pinellas	3
Tarpon Springs, Pasco	3
Winter Garden, Seminole	3
Laurel, Sarasota	3
Ludlam, Dade	3
Clermont, Orange	3
West Palm Beach, Broward	3
Village Of Golf, Palm Beach	3
Wildwood, Marion	3
Saint Petersburg, Hillsborough	3
Saint Augusaintine Beach, St. Johns	3
Port Saint Lucie, Martin	3
Palm Coast, Volusia	3
Missing, Jackson	3
Fort Myers, Unknown	3
Bradington, Manatee	3
Blountstown, Liberty	3
Lake City, Duval	3
Immokalee, Lee	3
Hallandale Beach, Unknown	3
Loxahatchee, Broward	3
Lakeland, Hillsborough	3
Miami, Orange	3
Lynbrook, Broward	3
Lutz, Pinellas	2
Miami, Hillsborough	2
Lawtey, Union	2
Los Angeles, Okaloosa	2
Louisville, Manatee	2
Hallandale Beach, Dade	2
Blountstown, Jackson	2
Alligator Point, Franklin	2
Eatonville, Lake	2
Coconut Creek, Unknown	2
Crawfordville, Leon	2
Mount Pleasant, Gadsden	2
None, Dade	2
Navarre, Okaloosa	2
Opa Locka, Broward	2
Phoenix, Lake	2
Port Charlotte, Unknown	2
Seven Springs, Pasco	2
Zellwood, Lake	2
West Villages, Sarasota	2
Upper Key Largo, Monroe	2

COVID-19: characteristics of 2,132,308 Florida resident cases

Data through Apr 18, 2021 verified as of Apr 19, 2021 at 09:25 AM

Data in this report are provisional and subject to change.

The table below includes the cities and counties of residence for cases in Florida residents based on the patient's ZIP Code. Note that city is not always received as part of the initial notification and may be missing while the case is being investigated.

City and county	Cases
University Of Central Florida, Brevard	2
Bronx, Seminole	2
Doctors Inlet, Clay	2
Bonifay, Jackson	2
Bonnie, Duval	2
Bonnie, Sarasota	2
Lecanto, Marion	2
Maitland, Leon	2
Lake Helen, Orange	2
Fort Myers, Collier	2
Fort Pierce, Martin	2
Weston, Dade	2
West Palm Beach, Dade	2
St John, Broward	2
Winter Park, Leon	2
Orlando, Charlotte	2
Palm Springs North, Dade	2
Redland, Dade	2
Melrose, Alachua	2
Olustee, Baker	2
Orlando, Santa Rosa	2
University Of Central Florida, Broward	2
Saint Teresa, Wakulla	2
West Point, Lee	2
Orlando, Okaloosa	2
Miamt, Dade	2
Madison, Unknown	2
Maitland, Pasco	2
North Miami, Broward	2
Florida Power & Light Co, Dade	2
Amelia City, Nassau	2
Apopka, Unknown	2
Alligator Point, Wakulla	2
Chipley, Jackson	2
Maitland, Lake	2
Moore Haven, Hendry	2
Naples, Broward	2
Jan Phyl Village, Polk	2
Hialeah Lakes, Dade	2
Hialeah, Orange	2
Cassadaga, Volusia	2
Fort Walton Beach, Walton	2
Duke Field Air Force Station, Okaloosa	2
Dunnellon, Levy	2
Yalhala, Lake	2
Sumatra, Liberty	2
University Of Central Florida, Palm Beach	2
University Of Central Florida, Pinellas	2
Pp, Unknown	2
Provo, Broward	2
Portland, Unknown	2
Pensacola, Santa Rosa	2
Jacksonville Naval Hospital, Duval	2
Hosford, Calhoun	2
Longview, Dade	2
Melrose, Clay	2
Mesa, Unknown	2
Marina Del Rey, Broward	2
Aventura, Broward	2

COVID-19: characteristics of 2,132,308 Florida resident cases

Data through Apr 18, 2021 verified as of Apr 19, 2021 at 09:25 AM

Data in this report are provisional and subject to change.

The table below includes the cities and counties of residence for cases in Florida residents based on the patient's ZIP Code. Note that city is not always received as part of the initial notification and may be missing while the case is being investigated.

City and county	Cases
000000, Unknown	2
Dfafs, Okaloosa	2
Vero Beach, Unknown	2
Wauchula, Desoto	2
Yeehaw, Okeechobee	2
Noma, Holmes	2
Ormond Beach, Flagler	2
Panama City, Unknown	2
Pembroke Pines, Dade	2
Tampa, Hernando	2
Saint Lucie Village, St. Lucie	2
Sebring, Desoto	2
Fort Lauderdale, Alachua	2
Doral, Unknown	2
Bay Harbor Islands, Unknown	2
Alachua, Duval	2
Cross City, Taylor	2
Carl Fisher, Dade	2
Jupiter, Dade	2
Lakeland, Unknown	2
Micanopy, Marion	2
Port Saint Lucie, Palm Beach	2
Red Bay, Holmes	2
Saint Marys, Nassau	2
Woodstock, Lee	2
Sutton, Pasco	2
Tequesta, Martin	2
Windermere, Lake	2
West Lafayette, Broward	2
Winter Springs, Orange	2
Windermere, Hillsborough	2
Venice, Dade	2
Okeechobee, Highlands	2
Pompano Beach, Osceola	2
Port Charlotte, Lee	2
Port St. Lucie, St. Lucie	2
Sand Lake, Orange	2
University Of Central Fl, Seminole	2
Union, Manatee	2
Swansea, Lee	2
Altamonte Springs, Orange	2
At Large, Broward	2
Boys Ranch, Suwannee	2
Fort Pierce, Brevard	2
Graceville, Unknown	2
Eatonville, Polk	2
New Port Richey, Hillsborough	2
Mims, Volusia	2
Missing, Washington	2
Miami, Martin	2
Jena, Taylor	2
Labelle, Collier	2
Long Beach, Orange	2
Port Canaveral, Brevard	2
Sarasota, Unknown	2
South Miami, Broward	2
Seguin, Unknown	2
Tampa, Broward	2
Tarpon Springs, Hillsborough	2

COVID-19: characteristics of 2,132,308 Florida resident cases

Data through Apr 18, 2021 verified as of Apr 19, 2021 at 09:25 AM

Data in this report are provisional and subject to change.

The table below includes the cities and counties of residence for cases in Florida residents based on the patient's ZIP Code. Note that city is not always received as part of the initial notification and may be missing while the case is being investigated.

City and county	Cases
Sunrise, Unknown	2
Monument, Broward	2
Oakland Park, Unknown	2
Orlando, St. Lucie	2
Marysville, Dade	2
Lake Clarke Shores, Palm Beach	2
FI State Univ Student, Leon	2
Callahan, Duval	2
Crescent Beach, Sarasota	2
Cibolo, Orange	2
Claysville, Hernando	2
Dade City, Unknown	2
Defuniak Springs, Okaloosa	2
Defuniak Springs, Unknown	1
Dona Vista, Lake	1
Dalecity, Okaloosa	1
Daytona Beach, Orange	1
Deerfield Beach, Polk	1
Clearwater, Leon	1
Crestview, Broward	1
Crystal River, Marion	1
Fayetteville, Broward	1
Fellsmere, Brevard	1
Florida City, Unknown	1
Fort Lauderdale, Collier	1
Fort Myers, Alachua	1
El Dorado, Palm Beach	1
East Setauket, Palm Beach	1
Canton, Duval	1
Charlotte, Alachua	1
Brunswick, Polk	1
Bryceville, Duval	1
Bradentom, Manatee	1
Bradenton, Lee	1
Boca Raton, Dade	1
Boca Raton, Madison	1
Bogota, Unknown	1
Bal Harbour, Broward	1
Atlanta, Walton	1
Attalla, Broward	1
Auburn, Palm Beach	1
Autaugaville, Broward	1
Apopka, Volusia	1
Alachua, Suwannee	1
Alafaya, Broward	1
Alafaya, Pinellas	1
Fleming Island, Duval	1
Glen Cove, Unknown	1
Glen Saint Mary, Duval	1
Golden Oak, Hillsborough	1
Golf, Palm Beach	1
Great Neck, Dade	1
Gainesville, Levy	1
Immokalee, Walton	1
Irmo, Unknown	1
Greensboro, Leon	1
Lake Forest, Collier	1
Key West, Palm Beach	1
Kilgore, Dade	1

COVID-19: characteristics of 2,132,308 Florida resident cases

Data through Apr 18, 2021 verified as of Apr 19, 2021 at 09:25 AM

Data in this report are provisional and subject to change.

The table below includes the cities and counties of residence for cases in Florida residents based on the patient's ZIP Code. Note that city is not always received as part of the initial notification and may be missing while the case is being investigated.

City and county	Cases
Jacksonville, Baker	1
Jacksonville, Marion	1
Jupiter Inlet, Palm Beach	1
Land O Lakes, Unknown	1
Lawton, Okaloosa	1
Levittown, Palm Beach	1
Lima, Manatee	1
Lima, Volusia	1
Macclenny, Dixie	1
Madison, Jefferson	1
Maitland, Collier	1
Merrick, Palm Beach	1
Metter, Manatee	1
Miami, Osceola	1
Miamiardens, Unknown	1
Miamksaohes, Dade	1
Orlando, Walton	1
Oviedo, Lake	1
Orlando, St. Johns	1
Plantation, Leon	1
Pooler, Broward	1
Pensacola, Dade	1
Panomo City, Bay	1
Parrish, Sarasota	1
San Marcos, Unknown	1
Rye, Palm Beach	1
Saint Petersburg, Bay	1
Ridgewood, Lee	1
Roayl Palm Beach, Palm Beach	1
Roseville, Broward	1
Punta Gorda, Sarasota	1
Putnam, Putnam	1
Ocala, Duval	1
North Porte, Unknown	1
Notrealville, Polk	1
Okeechobi, Unknown	1
Orem, Dade	1
Orlando, Citrus	1
Orlando, Collier	1
Orlando, Hernando	1
Morrisville, Palm Beach	1
Mokena, Lee	1
Myrtle Beach, Broward	1
Nashville, Palm Beach	1
North Brunswick, St. Lucie	1
North Grafton, Dade	1
North Lauderdale, Unknown	1
Surprise, Unknown	1
St Cloud, Orange	1
St Helena Is, Dade	1
Syracuse, Unknown	1
Vernon, Walton	1
Waukesha, Volusia	1
Unknown, Manatee	1
Venezuela, Unknown	1
Tinley Park, Manatee	1
Twentynine Palms, Broward	1
Whippany, Volusia	1
Wilmington, Charlotte	1

COVID-19: characteristics of 2,132,308 Florida resident cases

Data through Apr 18, 2021 verified as of Apr 19, 2021 at 09:25 AM

Data in this report are provisional and subject to change.

The table below includes the cities and counties of residence for cases in Florida residents based on the patient's ZIP Code. Note that city is not always received as part of the initial notification and may be missing while the case is being investigated.

City and county	Cases
Windermere, Alachua	1
Winfield, Hillsborough	1
Winter Garden, Unknown	1
Winter Park, Brevard	1
Winter Park, Unknown	1
Xifamk, Dade	1
Litchfield Park, Monroe	1
Littleton, St. Johns	1
Lake In The Hills, Broward	1
Lake Worth, Unknown	1
Lauderhill, Unknown	1
Indianapolis, Lee	1
Jupiter, Pinellas	1
Kansas City, Palm Beach	1
Gwynn Oak, Polk	1
Milford, Bay	1
Milford, Unknown	1
Melbourne, Volusia	1
Mattoon, Lee	1
Marianna, Leon	1
Marianna, Washington	1
Mary Esther, Hillsborough	1
Los Angeles, Orange	1
Maitland, Palm Beach	1
Longwood, Unknown	1
Missing, Franklin	1
Newaygo, Charlotte	1
North Port, Charlotte	1
New Canaan, Dade	1
Na, Dade	1
Eureka, Flagler	1
Evansville, Citrus	1
Crescent City, Marion	1
Crestview, Unknown	1
Denton, Broward	1
Destin, Bay	1
Clearwater, Hillsborough	1
Coal City, Pasco	1
Commerce Township, Manatee	1
Crawfordville, Alachua	1
Fort Lauderdale, Lee	1
Fort Worth, Broward	1
Franklin, Orange	1
Frostproof, Highlands	1
Gainesville, Palm Beach	1
Gainesville, Santa Rosa	1
Brewster, Palm Beach	1
Brownsville, Escambia	1
Bryant, Palm Beach	1
Bonnie, St. Johns	1
Belleair Bluffs, Unknown	1
Celebration, Orange	1
Chicago, Broward	1
Choctaw Beach, Unknown	1
Austin, Dade	1
Apo, Collier	1
Big Torch Key, Monroe	1
Black, Holmes	1
Boca Raton, Lee	1

COVID-19: characteristics of 2,132,308 Florida resident cases

Data through Apr 18, 2021 verified as of Apr 19, 2021 at 09:25 AM

Data in this report are provisional and subject to change.

The table below includes the cities and counties of residence for cases in Florida residents based on the patient's ZIP Code. Note that city is not always received as part of the initial notification and may be missing while the case is being investigated.

City and county	Cases
Bonifay, Unknown	1
8852 Teacher Ln, Pasco	1
Addison, Pasco	1
Apopka, Citrus	1
Apopka, Hillsborough	1
Arabi, Orange	1
Tampa, Duval	1
Surfside Beach, Orange	1
Summerdale, Escambia	1
Sun City Center, Lee	1
Tavares, Unknown	1
Temple, Palm Beach	1
Saint Charles, Orange	1
St Peterburg, Orange	1
Stiamk, Dade	1
Scottsdale, Brevard	1
Scottsdale, Palm Beach	1
Roswell, Bay	1
Ruskin, Dade	1
Ruskin, Manatee	1
Saint Petersburg, Duval	1
Saint Petersburg, Manatee	1
Port Saint Lucie, Marion	1
Port St Luice, Unknown	1
Pembroke Pines, Unknown	1
Pensacola Naval Hospital, Escambia	1
Pittsburgh, Alachua	1
Plymouth, Pasco	1
Okeechobee, Unknown	1
Oviedo, Orange	1
Pace, Escambia	1
Painted Post, Pasco	1
Palatka, Marion	1
Unknown, Duval	1
Upland, Manatee	1
Valrico, Polk	1
West Hollywood, Broward	1
Wakefield, Broward	1
Waverly, Duval	1
Wabasha, Clay	1
Winnetka, Dade	1
Winter Garden, Osceola	1
Winter Haven, Leon	1
Winter Haven, Osceola	1
Winter Park, Duval	1
Winter Park, Palm Beach	1
Winter Springs, Polk	1
Youngstown, Washington	1
Weston, Unknown	1
Wildwood, Lee	1
Willington, Lee	1
West Palm Beach, Unknown	1
West Yarmouth, St. Lucie	1
West Aplm Beach, Palm Beach	1
Winter Garden, Duval	1
Woodbine, Nassau	1
Waipahu, Santa Rosa	1
Ward, Polk	1
Wellborn, Columbia	1

COVID-19: characteristics of 2,132,308 Florida resident cases

Data through Apr 18, 2021 verified as of Apr 19, 2021 at 09:25 AM

Data in this report are provisional and subject to change.

The table below includes the cities and counties of residence for cases in Florida residents based on the patient's ZIP Code. Note that city is not always received as part of the initial notification and may be missing while the case is being investigated.

City and county	Cases
Sunbright, Palm Beach	1
Venetian Islands, Dade	1
Topsham, Manatee	1
Town Of Nocatee, St. Johns	1
Troy, Manatee	1
Unkn, Duval	1
Sweetwater, Manatee	1
Syracuse, Polk	1
Tallahassee, Dade	1
Tamarac, Dade	1
Tavares, Orange	1
Suitland, Volusia	1
Seminole, Leon	1
Yulee, St. Johns	1
Zephyrhills, Hillsborough	1
Rileyville, Flagler	1
Russellville, Bay	1
Sagamore Beach, Charlotte	1
Saint Augustine, Broward	1
Saint Cloud, Palm Beach	1
Saint Joseph, Volusia	1
San Antonio, Orange	1
Shalimar, Unknown	1
Shirley, Flagler	1
Prattville, Hillsborough	1
Prestonsburg, Bay	1
Quincy, Jackson	1
Rapid City, Broward	1
Palmetto Bay, Palm Beach	1
Petersburg, Manatee	1
Piasa, Putnam	1
Palmetto, Pasco	1
Parma, Manatee	1
Pass-A-Grille Beach, Pinellas	1
Other, Dade	1
Palm Beach Gardens, Unknown	1
Oldsmar, Hillsborough	1
Olean, Alachua	1
North Palm Beach, Orange	1
Northport, Sarasota	1
Oakland, Lee	1
Myakka City, Sarasota	1
New Middletown, Hillsborough	1
New Port Richey, Pinellas	1
Newberry, Marion	1
Newtown, Lake	1
Milford, Lee	1
Missing, Levy	1
Missing, Okeechobee	1
Monroe Township, Palm Beach	1
Monroe, Lee	1
Moore Haven, Okeechobee	1
Morrisville, Unknown	1
Mckinney, Broward	1
Miamc, Dade	1
Matawan, Palm Beach	1
Longwood, Volusia	1
Leesburg, Seminole	1
Lincoln, St. Lucie	1

COVID-19: characteristics of 2,132,308 Florida resident cases

Data through Apr 18, 2021 verified as of Apr 19, 2021 at 09:25 AM

Data in this report are provisional and subject to change.

The table below includes the cities and counties of residence for cases in Florida residents based on the patient's ZIP Code. Note that city is not always received as part of the initial notification and may be missing while the case is being investigated.

City and county	Cases
Little Neck, Lee	1
Lake Butler, Alachua	1
Lakeland , Polk	1
Kingsland, Nassau	1
Knoxville, Bay	1
Ldhl, Broward	1
Las Vegas, Palm Beach	1
Jupiter, St. Lucie	1
Kenilworth, Leon	1
Key West, Duval	1
Keys West, Unknown	1
Jacksonville, Orange	1
Jefferson, Dade	1
Jonesboro, Leon	1
Intrcsion Cty, Osceola	1
Inverness, Marion	1
Inwood, Broward	1
Irvine, Marion	1
Istachatta, Hernando	1
Homeless, Monroe	1
Homeless, Pinellas	1
Howell, Dade	1
Hudson, Hernando	1
Indian Rocks Beach, Duval	1
Indiantown, Palm Beach	1
Inglewood, Sarasota	1
Hernando, Marion	1
Hialeah, Collier	1
Helen, Bay	1
Hoclywsod, Dade	1
Holiday, Pinellas	1
Carmel, Orange	1
Cedar Springs, Hernando	1
Chicago, Unknown	1
Caracas, Dade	1
Bryceville, Baker	1
Coconut Ck, Unknown	1
Dallas, Hernando	1
Dayton, Lake	1
Daytona Beach, Pinellas	1
Alpharetta, Broward	1
O, Manatee	1
Acworth, Okaloosa	1
Apopka, Clay	1
Asheville, Highlands	1
Astoria, Broward	1
Atmore, Escambia	1
Bartow, Hardee	1
Bel Air, Collier	1
Berryton, Palm Beach	1
Brooklyn, Dade	1
Brooklyn, Lee	1
Bonnie, Broward	1
Boston, Broward	1
Downingtown, Broward	1
Downingtown, Hillsborough	1
Dpo, Santa Rosa	1
Dunedin, Unknown	1
Dearborn, Broward	1

COVID-19: characteristics of 2,132,308 Florida resident cases

Data through Apr 18, 2021 verified as of Apr 19, 2021 at 09:25 AM

Data in this report are provisional and subject to change.

The table below includes the cities and counties of residence for cases in Florida residents based on the patient's ZIP Code. Note that city is not always received as part of the initial notification and may be missing while the case is being investigated.

City and county	Cases
Deer Park, Dade	1
Deerfield Beach, Unknown	1
Deerfield, Dade	1
Deland, Seminole	1
Deltona, Seminole	1
Erie, Monroe	1
Fisher Island, Unknown	1
East Palatka, Hillsborough	1
Eastpoint, Leon	1
Fort Lauderdale, Leon	1
Fort Myers, Sarasota	1
Fort Pierce, Palm Beach	1
Fort White, Clay	1
Garden City, Alachua	1
Gaylord, Orange	1
Goodrich, Charlotte	1
Gotcha, Orange	1
Greensburg, Palm Beach	1
Hallandale, Unknown	1
Harpers Ferry, Palm Beach	1
Haines City, Osceola	1
Seffenner, Hillsborough	1
Seminole, Lee	1
Saint Petersburg, Charlotte	1
Puerto Rico, Unknown	1
Punta Gorda, Unknown	1
Randolph, Orange	1
Rivera Beach, Palm Beach	1
Saint Augustine, Flagler	1
Summerfield, Unknown	1
Sunrtise, Dade	1
Tallahassee, Madison	1
Tallahassee, Pinellas	1
Stratford, Broward	1
Pembroke Pines, Orange	1
Pensacola, Sumter	1
Paducah, Manatee	1
Orlando, Jackson	1
Orlando, Lee	1
Perth Amboy, Hillsborough	1
Port Orange, Brevard	1
Powell, Lee	1
Oldsrav, Manatee	1
North Laud, Unknown	1
Ocala, Citrus	1
Ocoee, Unknown	1
Odessa, Dade	1
Newberry, Levy	1
New Vernon, Palm Beach	1
Westlake Village, Unknown	1
Watersound, Bay	1
White Plains, Broward	1
Whites Creek, Leon	1
Windermere, Volusia	1
Wtixrat, Dade	1
Ventura, Orange	1
Unk, Duval	1
Trenton, Dixie	1
Unknown, Unknown	1

COVID-19: characteristics of 2,132,308 Florida resident cases

Data through Apr 18, 2021 verified as of Apr 19, 2021 at 09:25 AM

Data in this report are provisional and subject to change.

The table below includes the cities and counties of residence for cases in Florida residents based on the patient's ZIP Code. Note that city is not always received as part of the initial notification and may be missing while the case is being investigated.

City and county	Cases
Toms River, Lee	1
Tourist, Dade	1
University Of Central Florida, Lee	1
Crossings, Unknown	1
Davenport, Lake	1
Davie, Unknown	1
Dayton, Orange	1
Dearborn Heights, Hillsborough	1
Edgewood, Broward	1
Elkton, Putnam	1
Dover, Lee	1
Chesterfield, Broward	1
Carteret, Polk	1
Cincinnati, Dade	1
Connellsville, Highlands	1
Armstrong, St. Johns	1
Atl, Brevard	1
Alva, Escambia	1
Andalusia, Escambia	1
Arcadia, Highlands	1
Baker, Santa Rosa	1
Belleville, Palm Beach	1
Belmont, Santa Rosa	1
Blountstown, Broward	1
Bronson, Alachua	1
Brooker, Alachua	1
Bradenton, Clay	1
Brandon, Pinellas	1
Bonita, Lee	1
Bocaraten, Palm Beach	1
Mayaguez, Dade	1
Middletown, Osceola	1
Missing, Gilchrist	1
Nantucket, Palm Beach	1
Monroe, Hillsborough	1
Longwood, Broward	1
Lucedale, St. Lucie	1
Macclenny, Duval	1
Mantua, Broward	1
Kure Beach, Monroe	1
Lakeland, Palm Beach	1
Kaclsonville, Duval	1
Kechi, Orange	1
Hudson, Pinellas	1
Indian Rock Beach, Palm Beach	1
Hoosick Falls, Broward	1
Hialeahgardens, Dade	1
Hiram, Leon	1
Interlachen, Duval	1
Jacksonville, Nassau	1
Fort Myers, Broward	1
Gainesville, Okaloosa	1
Floral, Okaloosa	1
Forestville, Volusia	1
Greenbrier, Bay	1
Greenville, Palm Beach	1
Groveland, Orange	1
Plant City, Hendry	1
Plant City, Pinellas	1

COVID-19: characteristics of 2,132,308 Florida resident cases

Data through Apr 18, 2021 verified as of Apr 19, 2021 at 09:25 AM

Data in this report are provisional and subject to change.

The table below includes the cities and counties of residence for cases in Florida residents based on the patient's ZIP Code. Note that city is not always received as part of the initial notification and may be missing while the case is being investigated.

City and county	Cases
Plantation, Unknown	1
Parlin, Broward	1
Orlando, Highlands	1
Opa Locka, Unknown	1
Orem, Nassau	1
Olando, Orange	1
Ocoee, Polk	1
Newport Beach, Palm Beach	1
North Adams, Manatee	1
North Little Rock, Palm Beach	1
Northville, Broward	1
Ocala, Indian River	1
Ocoee, Broward	1
Pound Ridge, Leon	1
Ponce, Orange	1
Port Charlotte Fl, Unknown	1
Port Saint Lucie, Duval	1
Saint Petersburg, Dade	1
San Juan, Osceola	1
San Pedro Sula, Dade	1
Sandy, Duval	1
Richmond Heights, Dade	1
Ridge Manor, Hernando	1
Riverview, Pinellas	1
Rochester, Lee	1
Rosemary Beach, Bay	1
Saint Cloud, Orange	1
South Otselic, Dade	1
Sevierville, Dade	1
Stockbridge, Leon	1
Sullivans Island, Dade	1
Southampton, Palm Beach	1
Springhill, Unknown	1
West Lafayette, Desoto	1
West Simsbury, Collier	1
Wayne, Dade	1
Tallahassee, Escambia	1
Tampa, Lee	1
Tinley Park, Lee	1
University Of Central Fl, Dade	1
Telluride, Lee	1
Windermere, Polk	1
Winter Park, Lake	1
Winter, Pinellas	1
Downers Grove, St. Lucie	1
Delrey Beach, Palm Beach	1
Export, Palm Beach	1
Fdsf, Unknown	1
Felda, Palm Beach	1
Flagler Beach, Volusia	1
Flora, Lee	1
Fort Myers, Lake	1
Fresno, Pasco	1
Fruitland Park, Sumter	1
Fwb, Unknown	1
Gainesville, Marion	1
Gastonia, Polk	1
Clearwater, Highlands	1
Clermont, Unknown	1

COVID-19: characteristics of 2,132,308 Florida resident cases

Data through Apr 18, 2021 verified as of Apr 19, 2021 at 09:25 AM

Data in this report are provisional and subject to change.

The table below includes the cities and counties of residence for cases in Florida residents based on the patient's ZIP Code. Note that city is not always received as part of the initial notification and may be missing while the case is being investigated.

City and county	Cases
Columbia, Orange	1
Coral Gables, Unknown	1
Coral Springs, Unknown	1
Crestview, Dade	1
Dade City, Polk	1
Dania, Unknown	1
Darien, Pasco	1
Arcadia, Charlotte	1
Aspen, Palm Beach	1
Atl, Broward	1
Atlanta, Broward	1
Aurburndale, Polk	1
Aventura, Unknown	1
Azalea Park, Sarasota	1
Bartow, Unknown	1
Biscayne Park, Broward	1
Boca Rotan, Unknown	1
Alpharetta, Alachua	1
Apalachicola, Leon	1
Brooksville, Columbia	1
Bryn Mawr, Collier	1
Canfield, Duval	1
Hilliard, Dade	1
Hollywood, Leon	1
Holt, Unknown	1
Homestead, Monroe	1
Homestead, Unknown	1
Humble, Broward	1
Green, Clay	1
Greensburg, Orange	1
Greenville, Monroe	1
Gulf Shores, Escambia	1
Havanna, Gadsden	1
Jacksonville, Flagler	1
Jacksonville, Palm Beach	1
Johns Island, Wakulla	1
Killarney, Orange	1
Knoxville, Duval	1
Lake City, Volusia	1
Los Angeles, Polk	1
Lakeland, Pasco	1
Lakewood, Unknown	1
Naugatuck, Lee	1
New Vernon, Sarasota	1
New York, Broward	1
Myakka, Duval	1
Maitland, Unknown	1
Matlacha Island, Lee	1
Melbourne, Dade	1
Melbourne, Orange	1
Miami Beach, Palm Beach	1
Miami Granders, Dade	1
Missing, Baker	1
Milford, Palm Beach	1
Milford, Polk	1
Minneapolis, Broward	1
Chipley, Holmes	1
Clarksboro, Lee	1
Colorado Springs, Unknown	1

COVID-19: characteristics of 2,132,308 Florida resident cases

Data through Apr 18, 2021 verified as of Apr 19, 2021 at 09:25 AM

Data in this report are provisional and subject to change.

The table below includes the cities and counties of residence for cases in Florida residents based on the patient's ZIP Code. Note that city is not always received as part of the initial notification and may be missing while the case is being investigated.

City and county	Cases
Conifer, Lee	1
Cutler Bay, Broward	1
El Paso, Unknown	1
Elbow Lake, Palm Beach	1
Dunellen, Dade	1
Daniel Island, Bay	1
Destin, Unknown	1
Diamond, Highlands	1
Doral, Broward	1
Altamonte, Orange	1
Alva, Collier	1
333, Unknown	1
Allentown, Putnam	1
Apple Creek, Citrus	1
Amelia Village, Nassau	1
Barefoot Beach, Lee	1
Battle Creek, Manatee	1
Avon, Manatee	1
Aventura, Osceola	1
Boca Raton,, Palm Beach	1
Bear Grass, Palm Beach	1
Azalea Park, Osceola	1
Bryn Mawr, Palm Beach	1
Burkeville, Brevard	1
Camden Wyoming, Duval	1
Celebration, Palm Beach	1
Chattanooga, Dade	1
Boston, Dade	1
Brewster, Volusia	1
Fort Denaud, Glades	1
Fort Meyers, Lee	1
Fortlauderdale, Unknown	1
Fortwalton Beach, Okaloosa	1
Ft Pierce, Unknown	1
Garland, Orange	1
Fairless Hills, Broward	1
FI State Lot, Leon	1
Eatonville, Seminole	1
Everett, Dade	1
Hickory, Lee	1
Hilliard, Unknown	1
Hallandate Ben, Unknown	1
Havana, Leon	1
Jeffersonville, Broward	1
Knoxville, Escambia	1
Homeless, Dade	1
Homer, Escambia	1
Longwood, Orange	1
Lehigh Cares, Lee	1
Live Oak, Columbia	1
Loganville, Orange	1
Lake Mary, Lake	1
Lansdale, Lake	1
Lapeer, Manatee	1
Lauderdale Hill, Unknown	1
Ocala, Unknown	1
Middleburg, Duval	1
Midland, Osceola	1
Missing, Hamilton	1

COVID-19: characteristics of 2,132,308 Florida resident cases

Data through Apr 18, 2021 verified as of Apr 19, 2021 at 09:25 AM

Data in this report are provisional and subject to change.

The table below includes the cities and counties of residence for cases in Florida residents based on the patient's ZIP Code. Note that city is not always received as part of the initial notification and may be missing while the case is being investigated.

City and county	Cases
Missing, Wakulla	1
Monterey, Broward	1
Mumford, Manatee	1
N/A, Duval	1
Naples, Alachua	1
Miami, Charlotte	1
Miamii, Dade	1
Miami Garden, Unknown	1
Palm City, Unknown	1
Oviedo, Leon	1
Ocean City, Broward	1
Old Town, Gilchrist	1
Opa Locka, Polk	1
Orem, Sarasota	1
Orem, Unknown	1
Ridgewood, Broward	1
Riverview, Manatee	1
Rochester, Broward	1
Roseland, Palm Beach	1
Republic, Monroe	1
Richmond, Palm Beach	1
Pompano Beach, Alachua	1
Porter Ranch, Dade	1
Raiford, Bradford	1
Ponte Vedra Beach, Orange	1
Port Orange , Volusia	1
Port Saint Lucie, Indian River	1
Wilbur By The Sea, Volusia	1
Willowbrook, Lee	1
Wilmington, Pasco	1
Westerville, Hillsborough	1
Wilton Manors, Dade	1
Winston Salem, Unknown	1
Winter Garden, Hillsborough	1
Woodland Hills, Brevard	1
Youngstown, Calhoun	1
Yulee, Duval	1
San Antonio, Dade	1
San Diego, Unknown	1
Sandyport, Dade	1
Sanford, Palm Beach	1
Russellville, Hillsborough	1
Saint Augustine, Okaloosa	1
Steinhatchee, Alachua	1
Tampa, Escambia	1
Tampa, Manatee	1
Tangerine, Lake	1
University Of Central Florida, Hillsborough	1
University Of Central FI, Pasco	1
Village Of Palm Springs, Palm Beach	1
Virginia Beach, Alachua	1
Webster, Pasco	1
Wekiva Springs, Orange	1
Union City, Bradford	1
Sebastian, Lake	1
Opalocka, Dade	1
Orlando, Union	1
Ovido, Seminole	1
Oxford, Palm Beach	1

COVID-19: characteristics of 2,132,308 Florida resident cases

Data through Apr 18, 2021 verified as of Apr 19, 2021 at 09:25 AM

Data in this report are provisional and subject to change.

The table below includes the cities and counties of residence for cases in Florida residents based on the patient's ZIP Code. Note that city is not always received as part of the initial notification and may be missing while the case is being investigated.

City and county	Cases
Oakland, Leon	1
Ocala, Alachua	1
Okeechobee, St. Lucie	1
North Canton, Palm Beach	1
Miamf, Dade	1
Miami G, Dade	1
Miami, Collier	1
Miami, St. Lucie	1
Marshall, Palm Beach	1
New Richmond, Volusia	1
Rio Dell, Volusia	1
Rochelle, Volusia	1
Port Saint Lucie, Orange	1
Princeton, Alachua	1
Provincetown, Collier	1
Panama City, Walton	1
Palm Coast, Duval	1
Perry, Leon	1
Perth Amboy, Monroe	1
Sarasota, Hillsborough	1
Saint Cloud, Lee	1
Saint Johns, Orange	1
San Antonio, Sarasota	1
San Antonio, Unknown	1
Sanford, Volusia	1
Shannon, Collier	1
Soddy Daisy, Broward	1
Soldotna, Broward	1
South Burlington, Orange	1
Spring Park, Alachua	1
Winter Park, Osceola	1
Wood River, Polk	1
Worcester, Palm Beach	1
Steinhatchee, Madison	1
Tamarac, Seminole	1
Tampa, Volusia	1
Tangerine, Seminole	1
Tewksbury, Orange	1
Umatilla, Alachua	1
University Of Central Florida, Monroe	1
Toms River, Dade	1
Wheaton, Lee	1
Winter Park, Alachua	1
Wilmington, Broward	1
Wesley Chapel, Alachua	1
Virginia Beach, Hernando	1
Waco, Broward	1
Washington, Broward	1
Fort Myers, Dade	1
Grassy Key, Monroe	1
Floral, Escambia	1
Jersey City, Polk	1
Jamaica, Broward	1
Haverford, Hillsborough	1
Herrin, Orange	1
Jacksonville, Manatee	1
Gainesville, Baker	1
Gilmer, Dade	1
Haledon, Dade	1

COVID-19: characteristics of 2,132,308 Florida resident cases

Data through Apr 18, 2021 verified as of Apr 19, 2021 at 09:25 AM

Data in this report are provisional and subject to change.

The table below includes the cities and counties of residence for cases in Florida residents based on the patient's ZIP Code. Note that city is not always received as part of the initial notification and may be missing while the case is being investigated.

City and county	Cases
Jupiter, Unknown	1
Kingsland, Duval	1
Kissimmee, Brevard	1
Lake In The Hills, Columbia	1
Lake Placid, Alachua	1
Lake Worth Beach, Broward	1
Lander, Citrus	1
Las Vegas, Orange	1
Los Angeles, Palm Beach	1
Marianna, Calhoun	1
Lemoyne, Manatee	1
Lawrence Township, Palm Beach	1
Lyndhurst, Broward	1
Magnolia Square, Osceola	1
Maitland, Alachua	1
Bronx, Broward	1
Carol Stream, Orange	1
Castleberry, Escambia	1
Buffalo, Palm Beach	1
Bryant, Alachua	1
Apo, Pasco	1
Apopka, Flagler	1
99, Unknown	1
Alanson, Bay	1
Aollywoss, Dade	1
Boca Raton, Unknown	1
Bohealia, Lee	1
Blowing Rock, Polk	1
Belleair, Hillsborough	1
Dorchester, Orange	1
Estero, Collier	1
Fanning Springs, Levy	1
Felton, Manatee	1
Deland, Polk	1
Cumberland, Palm Beach	1
Dade City, Hillsborough	1
Dallas, Lee	1
De Leon Springs, Putnam	1
Dearborn, Lee	1
Clear Brook, Lee	1
Charlotte, Pasco	1
Crestview, Holmes	1
College Station, Lake	1
Columbus, Brevard	1
Cookeville, Seminole	1
Venice, Unknown	1
Westbrook, Dade	1
Wichita, Volusia	1
Washington, Unknown	1
Wells, Polk	1
Zolfo Springs, Polk	1
Yukon, Broward	1
Winder Garden, Orange	1
Windermere, Leon	1
Windermere, Osceola	1
Windermere, Seminole	1
Winter Garden, Broward	1
Winter Garden, Pinellas	1
Winter Park, Broward	1

COVID-19: characteristics of 2,132,308 Florida resident cases

Data through Apr 18, 2021 verified as of Apr 19, 2021 at 09:25 AM

Data in this report are provisional and subject to change.

The table below includes the cities and counties of residence for cases in Florida residents based on the patient's ZIP Code. Note that city is not always received as part of the initial notification and may be missing while the case is being investigated.

City and county	Cases
Shelton, Manatee	1
Sarasota, Flagler	1
Saxis, Lee	1
Schenectady, Polk	1
Sebring, Lee	1
Saint Petersburg, St. Lucie	1
Sandford, Seminole	1
Rye, Duval	1
Saint Cloud, Unknown	1
Saint Johns, Unknown	1
Sun City Center, Hardee	1
Sodus, Charlotte	1
Spring Hill , Hernando	1
Spring Hill, Dade	1
Starke, Clay	1
Stone Mountain, Palm Beach	1
Tulsa, Orange	1
Tiffin, Highlands	1
Tallahassee, Duval	1
Tallahassee, Unknown	1
Tampa, Palm Beach	1
Tavares, Marion	1
Temple Terrace, Pasco	1
Port Everglades, Broward	1
Plantation, Orange	1
Pompano Beach, Martin	1
Peoria, Unknown	1
Potomac, Palm Beach	1
Rex, Duval	1
Orange City, Seminole	1
Orange Park , Duval	1
Orem, Broward	1
Orlando, Columbia	1
Orlando, Indian River	1
Orlando, Sarasota	1
Parker, Dade	1
Parker, Leon	1
Palm Coast, Polk	1
Oviedo, Brevard	1
Pacifica, Dade	1
New Orleans, Palm Beach	1
Newark, Broward	1
Newburgh, Bay	1
Old Town, Alachua	1
Omaha, Palm Beach	1
Ona, Manatee	1
Oooooo, Unknown	1
Ocoee, Osceola	1
Okeechobee, Broward	1
North Pole, Seminole	1
North Port, Lee	1
Navarre, Dade	1
Middlesburg, Duval	1
Davenport, Orange	1
Daytona Beach, Unknown	1
Deland, St. Lucie	1
Deltona, Orange	1
Columbus, Dade	1
Conway, Leon	1

COVID-19: characteristics of 2,132,308 Florida resident cases

Data through Apr 18, 2021 verified as of Apr 19, 2021 at 09:25 AM

Data in this report are provisional and subject to change.

The table below includes the cities and counties of residence for cases in Florida residents based on the patient's ZIP Code. Note that city is not always received as part of the initial notification and may be missing while the case is being investigated.

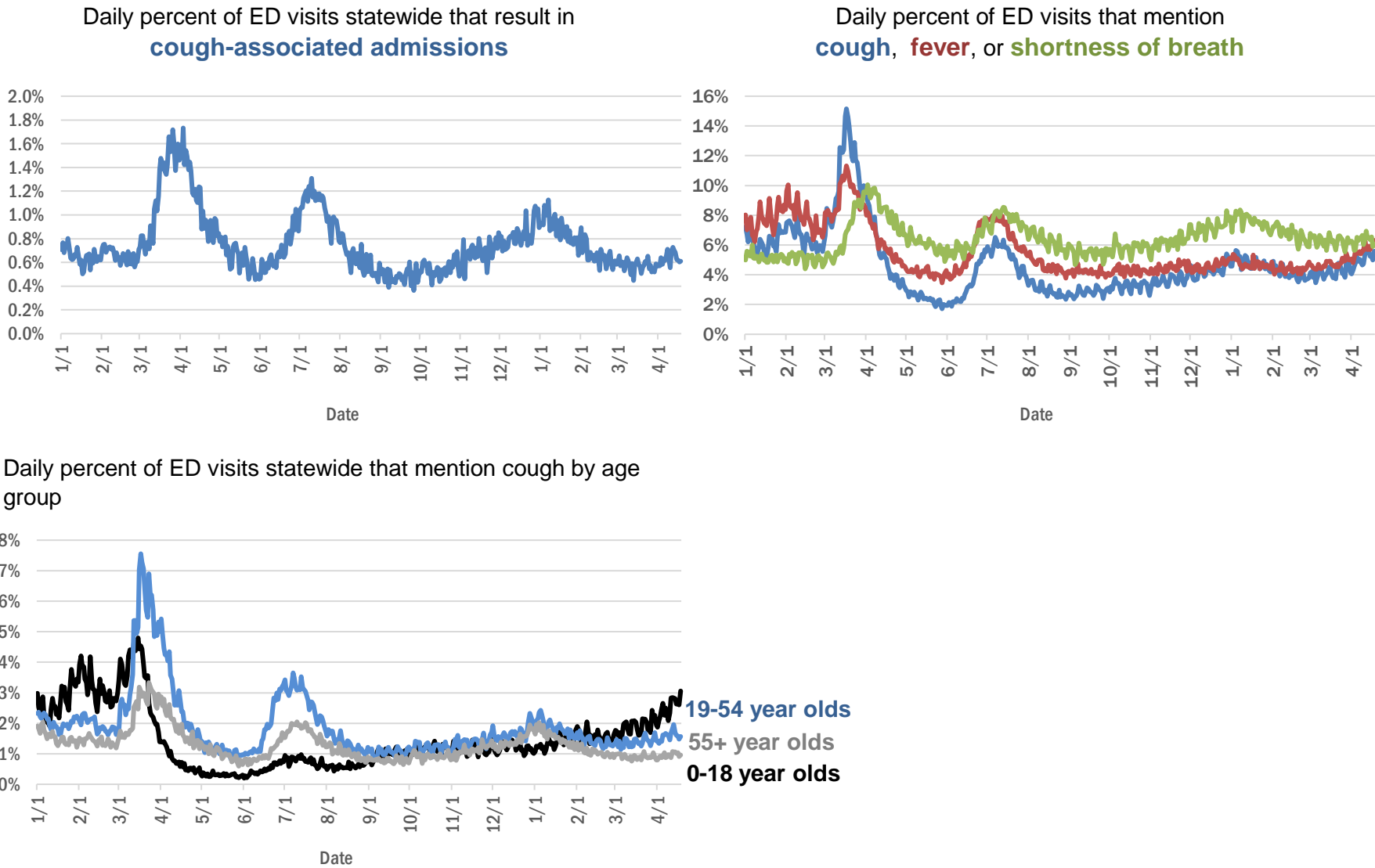
City and county	Cases
Coventry, Broward	1
Cuttler Bay, Dade	1
Cypress, Leon	1
East Hampton, Palm Beach	1
Fort Myers-, Lee	1
Fort Pierce, Unknown	1
Fort Myers, Manatee	1
Foley, Escambia	1
Altoona, Marion	1
Anaheim, Unknown	1
Argyle, Walton	1
Athens, Duval	1
Bogota, Orange	1
Bradenton, Dade	1
Bradenton, Osceola	1
Bridgeport, Dade	1
Bronx, Palm Beach	1
Cambridge, Broward	1
Clermont, Seminole	1
Clermont, Volusia	1
Clewiston, Glades	1
Cartersville, Unknown	1
Coconut Creek, Dade	1
Gainesville, Duval	1
Granada Hills, Broward	1
Guilford, Dade	1
Hailandale, Unknown	1
Harrison, Pinellas	1
Holly Ridge, Orange	1
Homeless, Polk	1
Homosassa, Hernando	1
Jerusalem, St. Johns	1
Lake City, Hamilton	1
La Grange, Dade	1
Littleton, Dade	1
Los Angeles Ca, Unknown	1
Los Angeles, Hardee	1
Leesburg, Marion	1
Lehigh Acres, Dade	1
Lewisburg, Pasco	1
Largo, Unknown	1
Miami, Manatee	1
Miami Beach, Broward	1
Macdill Air Force Base, Hillsborough	1
Margate, Dade	1
Marshall, Dade	1
Mary Esther, Unknown	1
Medford, Palm Beach	1
Total	2,132,308

COVID-19: additional surveillance information

Data through Apr 18, 2021 verified as of Apr 19, 2021 at 09:25 AM

Data in this report are provisional and subject to change.

Statewide emergency department (ED) chief complaint and admission data



The Electronic Surveillance System for the Early Notification of Community-Based Epidemics (ESSENCE-FL) includes chief complaint data from 211 of 211 Florida EDs. Data are transmitted electronically to ESSENCE-FL daily or hourly.

COVID-19: testing by laboratory

Data through Apr 18, 2021 verified as of Apr 19, 2021 at 09:25 AM

Data in this report are provisional and subject to change.

The numbers in the table below represent the number of Florida and non-Florida residents for whom test results were received by the Department of Health. A person can be tested by more than one laboratory and can have both positive and negative results. **Therefore, the sum of the numbers in each column will be larger than the total number of people tested.**

Reporting lab	Inconclusive	Negative	Positive	Percent positive	Total
CURATIVE LABS	15,896	1,725,794	269,576	13%	2,011,266
LABORATORY CORPORATION OF AMERICA	2,626	1,676,976	228,316	12%	1,907,918
QUEST DIAGNOSTICS	12,157	1,409,442	207,230	13%	1,628,829
BIO REFERENCE LABORATORIES, INC	7,568	967,101	186,809	16%	1,161,478
HELIX	9,935	720,947	126,756	15%	857,638
REALTOX LABS LLC	6,863	619,381	101,913	14%	728,157
NOMI_HEALTH	3,310	542,366	75,593	12%	621,269
RCA LABORATORY SERVICES, LLC/GENETWORX		471,062	52,598	10%	523,660
GENETWORX	661	390,598	32,994	8%	424,253
CDR MAGUIRE - HEALTH CARE CENTER		338,621	51,562	13%	390,183
PALM BEACH BALLPARK		342,326	38,502	10%	380,828
PWNHEALTH	2,020	287,452	39,819	12%	329,291
IMPACT HEALTH BIOMETRIC TESTING, INC	1,047	231,633	27,966	11%	260,646
EAST FLORIDA STATE COLLEGE - BREVARD ☐		212,886	26,986	11%	239,872
BPHL-JACKSONVILLE	18	198,985	34,162	15%	233,165
ADVENTHEALTH LAB	99	182,518	23,456	11%	206,073
FULGENT DIAGNOSTICS LABORATORY	3,963	176,675	20,238	10%	200,876
NOMI HEALTH LAB SERVICES		172,678	19,990	10%	192,668
BPHL-MIAMI	225	160,058	26,941	14%	187,224
MAKO GENOMICS	8,208	146,112	26,921	15%	181,241
CB SMITH PARK		150,114	18,792	11%	168,906
MAYO CLINIC LABORATORIES	342	143,666	17,792	11%	161,800
BAYCARE LABORATORIES LLC	653	144,800	12,301	8%	157,754
ELABNETWORK	1,059	139,258	11,952	8%	152,269
MEMORIAL REGIONAL HOSPITAL SOUTH	31	123,702	25,015	17%	148,748
AEGIS SCIENCES CORPORATION	1,269	125,683	20,536	14%	147,488
ORLANDO HEALTH SYSTEM	686	129,380	13,125	9%	143,191
ASCENSION SACRED HEART HOSPITAL - PENSACOLA	2	118,265	18,091	13%	136,358
BIOCOLLECTIONS WORLDWIDE, INC	763	115,299	13,786	11%	129,848
NORTHWEST LABORATORY	247	121,109	6,478	5%	127,834
AKESOGEN		100,531	19,465	16%	119,996
TESTING MATTERS INC	1,085	99,541	18,326	15%	118,952
ADVENT HEALTH LAB	112	101,258	13,955	12%	115,325
MEDICAL DIAGNOSTIC LABORATORIES	977	98,610	14,221	12%	113,808
BPHL-TAMPA (SPECTRUM BLVD)	46	93,980	17,396	16%	111,422
UF HEALTH MEDICAL LAB	33	101,494	9,616	9%	111,143
TAMPA GENERAL HOSPITAL	4	99,226	9,488	9%	108,718
DIATHERIX LABORATORIES (VRL EUROFINs)	1	88,537	13,097	13%	101,635
BAPTIST HEALTH SOUTH FLORIDA	392	86,045	12,943	13%	99,380
KORVALABS, INC	1,285	91,967	4,713	5%	97,965
SUNPATH MEDICAL DIAGNOSTICS LABORATORY	841	79,580	12,295	13%	92,716
ASCENSION ST VINCENT'S - RIVERSIDE	2	75,214	10,412	12%	85,628
LAKELAND REGIONAL MEDICAL CENTER	183	72,308	9,338	11%	81,829
SOUTH MIAMI HOSPITAL LAB	465	71,212	10,038	12%	81,715
JACKSON MEMORIAL HOSPITAL CLINICAL LAB	79	68,595	12,058	15%	80,732
INGENIOUS PERSONALIZED MEDICINE	237	59,832	12,123	17%	72,192
UF HEALTH SHANDS HOSPITAL	521	65,900	4,722	7%	71,143

COVID-19: testing by laboratory

Data through Apr 18, 2021 verified as of Apr 19, 2021 at 09:25 AM

Data in this report are provisional and subject to change.

The numbers in the table below represent the number of Florida and non-Florida residents for whom test results were received by the Department of Health. A person can be tested by more than one laboratory and can have both positive and negative results. **Therefore, the sum of the numbers in each column will be larger than the total number of people tested.**

Reporting lab	Inconclusive	Negative	Positive	Percent positive	Total
AMERICAN HEALTH ASSOCIATES	9	63,535	5,301	8%	68,845
MINUTECLINIC LLC		55,482	9,504	15%	64,986
APPLIED INGENUITY DIAGNOSTICS LLC		60,718	3,047	5%	63,765
AIT LABORATORIES		54,917	6,759	11%	61,676
BAPTIST HEALTH - JACKSONVILLE	4	53,774	4,110	7%	57,888
GENESIS REFERENCE LABORATORIES		51,155	5,420	10%	56,575
ADVENTIST HEALTH SYSTEMS SUNBELT INC DBA		47,604	6,101	11%	53,705
ARUP LABORATORIES	16	50,109	2,927	6%	53,052
TALLAHASSEE MEMORIAL HOSPITAL	241	46,528	5,587	11%	52,356
SARASOTA MEMORIAL HOSPITAL MAIN LAB	12	48,109	4,068	8%	52,189
BROWARD GENERAL MEDICAL CENTER-CLINICAL LAB	2	45,444	4,965	10%	50,411
NICKLAUS CHILDREN'S HOSPITAL	74	43,983	5,645	11%	49,702
FLORIDA HOSPITAL - TAMPA	37	44,386	3,544	7%	47,967
VIRACOR EUROFINS		35,948	9,844	21%	45,792
DWIC OF TAMPA BAY INC		39,871	5,298	12%	45,169
MILLENNIUM PHYSICIAN GROUP	17	36,877	7,228	16%	44,122
MEDFAST URGENT CARE CENTERS, LLC	20	38,242	5,792	13%	44,054
UNIVERSITY OF MIAMI HOSPITAL	153	38,976	3,906	9%	43,035
LEE HEALTH - CAPE CORAL HOSPITAL	3	36,861	5,913	14%	42,777
AMELIA EARHART		36,692	6,003	14%	42,695
UF HEALTH JACKSONVILLE	58	37,087	4,196	10%	41,341
ECCO LAB GROUP CO	538	34,537	4,733	12%	39,808
INTEGRATED REGIONAL LABORATORIES LLP	13	34,853	4,906	12%	39,772
ORANGE COUNTY CONVENTION CENTER		33,330	3,715	10%	37,045
MOUNT SINAI MEDICAL CENTER	13	32,707	3,490	10%	36,210
NORTH FLORIDA REGIONAL MEDICAL CENTER		32,417	3,633	10%	36,050
WALGREENS	36	30,125	5,571	16%	35,732
MIAMI DADE COUNTY☐		32,091	3,527	10%	35,618
ST JOSEPHS HOSPITAL LABORATORY	23	30,935	3,875	11%	34,833
BRANDON REGIONAL HOSPITAL		30,820	4,010	12%	34,830
STS LAB 2 LLC	6	31,857	1,738	5%	33,601
NIGHT LITE PEDIATRIC CENTER LLC		30,255	3,210	10%	33,465
GENESIS MEDICAL LABORATORY	450	27,906	4,962	15%	33,318
JUPITER MEDICAL CENTER LAB	87	30,113	2,922	9%	33,122
JFK MEDICAL CENTER LAB	1	27,832	3,520	11%	31,353
PALMETTO GENERAL HOSPITAL LAB	3	25,830	4,993	16%	30,826
HOLY CROSS HOSPITAL CLINICAL LAB	1	27,799	2,638	9%	30,438
WATSON CLINIC LLP		24,437	5,664	19%	30,101
AVENTUS BIO LABS	16	25,482	3,542	12%	29,040
MALABAR MEDICAL WALK IN CLINIC	1	22,742	4,468	16%	27,211
INFINITY BIOLOGIX LLC (GINKO BIOWORKS)	112	25,791	1,217	4%	27,120
HEALTHLINK DIAGNOSTIC LABORATORIES	296	24,364	2,445	9%	27,105
MIAMI BEACH CONVENTION CENTER		24,484	1,967	7%	26,451
CLEVELAND CLINIC TRADITION HOSPITAL		23,894	1,886	7%	25,780

COVID-19: testing by laboratory

Data through Apr 18, 2021 verified as of Apr 19, 2021 at 09:25 AM

Data in this report are provisional and subject to change.

The numbers in the table below represent the number of Florida and non-Florida residents for whom test results were received by the Department of Health. A person can be tested by more than one laboratory and can have both positive and negative results. **Therefore, the sum of the numbers in each column will be larger than the total number of people tested.**

Reporting lab	Inconclusive	Negative	Positive	Percent positive	Total
ACCESS DX LABORATORY	229	23,294	2,127	8%	25,650
CLEVELAND CLINIC HOSPITAL LAB	4	22,918	2,562	10%	25,484
MORTON PLANT HOSPITAL-ADLER INSTITUTE	26	22,267	2,733	11%	25,026
SAINT MARY'S MEDICAL CENTER	26	21,481	2,387	10%	23,894
LAB DIAGNOSTICS LLC	397	18,123	5,367	22%	23,887
DRS CLACK SPENCER WHITE & MCCORMACK PA D/B/A		21,664	2,133	9%	23,797
PANCARE OF FLORIDA INC		20,955	2,532	11%	23,487
UNITED CLINICAL LABORATORY LLC	3	20,629	2,680	11%	23,312
STATLAB_MOBILE	1	20,488	2,061	9%	22,550
BAYFRONT HEALTH - ST PETERSBURG	17	19,730	2,611	12%	22,358
NAPLES COMMUNITY HOSPITAL	74	19,917	2,062	9%	22,053
PATIENTS FIRST LAKE ELLA MEDICAL CENTER PA		18,185	3,298	15%	21,483
ADVENT HEALTH - DAYTONA BEACH	32	18,890	1,739	8%	20,661
EXACT SCIENCES LABORATORIES	1	18,177	2,308	11%	20,486
LEESBURG REGIONAL MEDICAL CENTER		17,761	2,425	12%	20,186
OSCEOLA REGIONAL MEDICAL CENTER	1	17,701	2,456	12%	20,158
HOMESTEAD HOSPITAL CLINICAL LABORATORY	27	16,531	3,476	17%	20,034
CLARITY LAB SOLUTIONS	105	17,773	2,084	10%	19,962
MEMORIAL HOSPITAL JACKSONVILLE	8	16,460	2,857	15%	19,325
NORTHWEST MEDICAL CENTER	1	16,973	2,342	12%	19,316
SYNERGY DIAGNOSTIC LABORATORY	98	16,848	2,298	12%	19,244
VISTA CLINICAL DIAGNOSTICS	491	16,063	2,000	11%	18,554
ORANGE PARK MEDICAL CENTER	9	15,704	2,792	15%	18,505
BETHESDA HOSPITAL EAST		16,641	1,624	9%	18,265
INDIAN RIVER PATHOLOGY LLC		16,888	1,307	7%	18,195
OAK HILL HOSPITAL		16,068	1,955	11%	18,023
DELRAY MEDICAL CENTER LAB	3	16,122	1,769	10%	17,894
LAWNWOOD REGIONAL MEDICAL CENTER	1	15,223	2,368	13%	17,592
HEALTH CENTER AT SINAI RESIDENCES		16,926	506	3%	17,432
MEMORIAL REGIONAL HOSPITAL CLINICAL LABORATORY	10	16,318	1,075	6%	17,403
WEST KENDALL BAPTIST HOSPITAL	14	14,043	3,169	18%	17,226
BIOCERNA LABS	461	14,582	2,112	12%	17,155
ACCESS MEDICAL LABORATORIES	4	8,756	8,333	49%	17,093
ADVENTHEALTH CENTRA CARE LAKE BUENA VISTA		15,026	2,044	12%	17,070
BAPTIST HEALTH - SOUTH		15,741	1,291	8%	17,032
THE HEALTHCARE DISTRICT OF PALM BEACH COUNTY	51	14,633	2,063	12%	16,747
LARGO MEDICAL CENTER		14,767	1,760	11%	16,527
LABS ASAP LLC		15,003	1,514	9%	16,517
WINTER HAVEN HOSPITAL CLINICAL LABORATORY	4	14,022	2,471	15%	16,497
MEDRITE MEDICAL CARE, PC	6,839	8,762	851	5%	16,452
NEMOURS CHILDRENS HOSPITAL	1	15,425	959	6%	16,385
FULGENT DIAGNOSTICS	171	15,195	997	6%	16,363
WELLINGTON REGIONAL MED CTR LAB	6	14,468	1,799	11%	16,273
MOLECULAR INFECTIOUS DISEASES	619	14,903	690	4%	16,212
MEDICAL CENTER OF TRINITY CLINICAL LABORATORY	2	14,278	1,620	10%	15,900

COVID-19: testing by laboratory

Data through Apr 18, 2021 verified as of Apr 19, 2021 at 09:25 AM

Data in this report are provisional and subject to change.

The numbers in the table below represent the number of Florida and non-Florida residents for whom test results were received by the Department of Health. A person can be tested by more than one laboratory and can have both positive and negative results. **Therefore, the sum of the numbers in each column will be larger than the total number of people tested.**

Reporting lab	Inconclusive	Negative	Positive	Percent positive	Total
UHEALTH CORAL GABLES/LENNAR MED CTR	52	14,753	1,073	7%	15,878
BAPTIST HEALTHCARE - BAPTIST HOSPITAL	6	12,589	3,269	21%	15,864
PALMS WEST HOSPITAL LAB	2	13,677	2,093	13%	15,772
PRIVA PATH LABS	80	14,657	1,008	6%	15,745
LEE HEALTH - LEE MEMORIAL HOSPITAL		11,988	3,709	24%	15,697
WEST FLORIDA HOSPITAL LAB	1	12,234	3,116	20%	15,351
NATIONWIDE LABORATORY SERVICES INC	535	13,020	1,783	12%	15,338
WESTSIDE REGIONAL MED CTR	2	12,855	2,194	15%	15,051
MERCY HOSPITAL A CAMPUS OF PLANTATION GEN HOSP LAB	1	12,770	2,260	15%	15,031
GOOD SAMARITAN MEDICAL CENTER LAB	2	13,090	1,873	13%	14,965
CARDIOPATH	84	12,906	1,903	13%	14,893
REGIONAL MEDCIAL CENTER BAYONET POINT	2	13,574	1,169	8%	14,745
NONA SCIENTIFIC	5	11,533	3,168	22%	14,706
INDIAN RIVER MEDICAL CENTER LAB		13,669	852	6%	14,521
THE VILLAGES REGIONAL HOSPITAL		13,099	1,411	10%	14,510
GULF COAST MEDICAL CENTER MICROLAB		11,264	2,990	21%	14,254
AVENTURA HOSPITAL LAB		11,353	2,585	19%	13,938
CORAL GABLES HOSPITAL CLINICAL LABORATORY		11,783	2,060	15%	13,843
BAPTIST HEALTH SOUTH FLORIDA - WEST KENDALL URGENT CARE		11,394	2,237	16%	13,631
CAPITAL REGIONAL MEDICAL CTR		11,050	2,452	18%	13,502
BLAKE MEDICAL CENTER		11,855	1,594	12%	13,449
WEST BOCA MEDICAL CENTER LAB		12,465	972	7%	13,437
PRECISION HEALTH RESOURCES LLC		12,557	871	6%	13,428
HALIFAX MEDICAL CENTER LAB	38	11,286	1,957	15%	13,281
MANATEE MEMORIAL HOSPITAL		12,088	1,093	8%	13,181
ST ANTHONY'S HOSPITAL LAB	30	11,458	1,618	12%	13,106
LEE HEALTH - HEALTH PARK MEDICAL CENTER		11,067	2,037	16%	13,104
PALM BEACH GARDENS MEDICAL CTR LAB		11,611	1,251	10%	12,862
GENOVA DIAGNOSTICS LABORATORY	70	11,320	1,118	9%	12,508
ST JOSEPHS HOSPITAL	18	10,672	1,793	14%	12,483
FLORIDA LABORATORY ANALYSIS		10,899	1,529	12%	12,428
PATHNOSTICS	43	9,843	2,450	20%	12,336
PLANTATION GENERAL HOSPITAL		10,448	1,886	15%	12,334
PHYSICIANS REGIONAL MEDICAL CENTER - PINE RIDGE RD	1	11,081	1,241	10%	12,323
LAKE CITY MEDICAL CENTER		9,986	2,304	19%	12,290
FLORIDA HOSPITAL HEARTLAND MED CTR CLINICAL LAB	33	10,719	1,514	12%	12,266
CernerELR_Advent		10,656	1,481	12%	12,137
LAKE CITY HM		11,147	988	8%	12,135
LARKIN COMMUNITY HOSPITAL	10	10,567	1,554	13%	12,131
BINAXNOW	9	9,181	2,902	24%	12,092
PWN HEALTH	17	9,952	2,080	17%	12,049
FLORIDA HOSPITAL WATERMAN LABORATORY	70	10,997	863	7%	11,930
FLORIDA MEDICAL CENTER - A CAMPUS OF NORTH SHORE	2	10,382	1,433	12%	11,817
COAST DIAGNOSTICS LLC	47	10,504	1,262	11%	11,813
ST MARKS HOSPITAL LABORATORY B	78	10,627	1,002	9%	11,707
ADVENTHEALTH CENTRA CARE WATERFORD LAKES		9,744	1,915	16%	11,659
EXPRESS GENE MOLECULAR DIAGNOSTICS LABORATORY	1	10,121	1,536	13%	11,658

COVID-19: testing by laboratory

Data through Apr 18, 2021 verified as of Apr 19, 2021 at 09:25 AM

Data in this report are provisional and subject to change.

The numbers in the table below represent the number of Florida and non-Florida residents for whom test results were received by the Department of Health. A person can be tested by more than one laboratory and can have both positive and negative results. **Therefore, the sum of the numbers in each column will be larger than the total number of people tested.**

Reporting lab	Inconclusive	Negative	Positive	Percent positive	Total
CENTRAL FLORIDA REGIONAL HOSPITAL		10,393	1,225	11%	11,618
VIKOR SCIENTIFIC	49	9,654	1,855	16%	11,558
ADVENT HEALTH - WESLEY CHAPEL	14	10,405	1,078	9%	11,497
MEASE COUNTRYSIDE LAB	14	10,173	1,291	11%	11,478
DOCTORS HOSPITAL	7	9,618	1,806	16%	11,431
NORTHSIDE HOSPITAL AND HEART INSTITUTE		10,267	1,121	10%	11,388
JOHNS HOPKINS ALL CHILDREN'S HOSPITAL		10,499	704	6%	11,203
CORAL SPRINGS MED CTR		10,080	1,088	10%	11,168
AMERICAN FAMILY CARE	1	6,642	4,524	41%	11,167
SARKIS CLINICAL TRIALS	25	9,797	1,344	12%	11,166
FLORIDA HOSPITAL DELAND	10	9,739	1,315	12%	11,064
FAU		10,139	901	8%	11,040
LEE DAVIS COMMUNITY RESOURCE CENTER		9,406	1,611	15%	11,017
BAPTIST HEALTH SOUTH FLORIDA - COUNTRY WALK URGENT CARE		9,037	1,914	17%	10,951
LEON MEDICAL CENTERS LLC		8,743	2,203	20%	10,946
HEALTHQUEST ESOTERICS		9,354	1,582	14%	10,936
NCF DIAGNOSTICS & DNA TECHNOLOGIES LAB	167	10,071	541	5%	10,779
ADVENTHEALTH CENTRA CARE ST CLOUD	1	9,221	1,510	14%	10,732
WEST PALM HOSPITAL LAB		9,818	818	8%	10,636
LARKIN COMMUNITY HOSPITAL INC DBA CARDIOTROPIC		6,819	3,620	35%	10,439
SYNERGY LABORATORIES	34	9,194	1,180	11%	10,408
LABSTAT LLC	23	9,867	478	5%	10,368
GENE BY GENE, GENOMICS RESEARCH CENTER LAB	44	9,599	635	6%	10,278
MEDARBOR DIAGNOSTICS	1	8,980	1,151	11%	10,132
OCALA REGIONAL MEDICAL CENTER		8,879	1,253	12%	10,132
AVECINA MEDICAL	4	6,205	3,883	38%	10,092
H LEE MOFFITT CANCER CENTER LABORATORY	2	9,792	265	3%	10,059
FLORIDA HOSPITAL FLAGLER	29	9,067	930	9%	10,026
BROWARD HEALTH NORTH CLINICAL LABORATORY		8,906	1,108	11%	10,014
P4 CLINICAL, LLC	205	8,728	971	10%	9,904
SRQ DRIVE THROUGH		8,944	905	9%	9,849
NORTH SHORE MEDICAL CENTER		8,195	1,611	16%	9,806
AVECINA	20	9,008	705	7%	9,733
FLORIDA HOSPITAL OF CARROLLWOOD	23	8,309	1,360	14%	9,692
PALM BEACH BALL PARK		8,607	1,029	11%	9,636
FLORIDA HOSPITAL ZEPHYRHILLS	10	8,544	1,074	11%	9,628
BOSTON HEART DIAGNOSTICS CORP		8,417	1,209	13%	9,626
LEE HEALTH - GULF COAST MEDICAL CENTER	2	7,836	1,779	18%	9,617
SANTA ROSA MEDICAL CENTER	2	7,835	1,512	16%	9,349
ADVENTHEALTH CENTRA CARE CLERMONT		8,048	1,281	14%	9,329
ADVENTHEALTH CENTRA CARE UNIVERSITY	1	8,217	1,079	12%	9,297
INDIAN RIVER MEDICAL CENTER		8,194	1,078	12%	9,272
BAPTIST HEALTH - BEACHES		8,591	672	7%	9,263
NCH DOWNTOWN NAPLES HOSPITAL	17	8,485	748	8%	9,250
FLORIDA HOSPITAL OCALA		8,096	1,043	11%	9,139
ANNE BATES LEACH EYE HOSPITAL/ ABLEH MICROBIOLOGY LABORATORY	9	9,000	127	1%	9,136
INFORM DIAGNOSTICS, INC		8,585	514	6%	9,099

COVID-19: testing by laboratory

Data through Apr 18, 2021 verified as of Apr 19, 2021 at 09:25 AM

Data in this report are provisional and subject to change.

The numbers in the table below represent the number of Florida and non-Florida residents for whom test results were received by the Department of Health. A person can be tested by more than one laboratory and can have both positive and negative results. **Therefore, the sum of the numbers in each column will be larger than the total number of people tested.**

Reporting lab	Inconclusive	Negative	Positive	Percent positive	Total
ADVENTHEALTH CENTRA CARE WINTER PARK		8,135	949	10%	9,084
ADVENTHEALTH CENTRA CARE WINTER GARDEN	1	7,996	1,040	12%	9,037
BAPTIST HEALTH SOUTH FLORIDA - MIAMI LAKES URGENT CARE		7,098	1,919	21%	9,017
CLEVELAND CLINIC MARTIN SOUTH HOSPITAL	1	8,048	957	11%	9,006
CERNERELR_BAYCARE	43	8,320	616	7%	8,979
CLEVELAND CLINIC MARTIN NORTH HOSPITAL		7,999	961	11%	8,960
MEMORIAL HOSPITAL WEST LABORATORY SERVICES	14	8,109	798	9%	8,921
BAYCARE COMMUNITY HEALTH		8,693	199	2%	8,892
SOUTH BAY HOSPITAL CLINICAL LAB	1	7,914	935	11%	8,850
MEMORIAL HOSPITAL MICRO		8,200	580	7%	8,780
KD MEDICAL CHOICE LLC	5	7,907	770	9%	8,682
ST LUCIE MEDICAL CENTER		7,016	1,586	18%	8,602
ADVENTHEALTH CENTRA CARE LAKELAND	1	7,413	1,169	14%	8,583
POINCIANA MEDICAL CENTER		6,756	1,811	21%	8,567
NCH NORTH NAPLES HOSPITAL	9	7,720	805	9%	8,534
WEST MARION COMMUINITY HOSPITAL LAB		7,085	1,365	16%	8,450
ADVENTHEALTH CENTRA CARE LEE ROAD		7,440	888	11%	8,328
AVECINA MEDICAL OAKLEAF	3	6,977	1,330	16%	8,310
ISPM LABS, LLC DBA CAPSTONE DIAGNOSTICS, LLC		7,870	397	5%	8,267
LAKEWOOD RANCH MEDICAL CENTER		7,619	647	8%	8,266
PARAMOUNT URGENT CARE	4	4,872	3,342	41%	8,218
FLORIDA HOSPITAL FISH MEMORIAL	19	6,982	1,210	15%	8,211
CERNERELR_BAPTISTMIAMI	31	7,313	862	11%	8,206
QDX PATHOLOGY SERVICES	2	7,717	421	5%	8,140
ADVENTHEALTH CENTRA CARE HUNTERS CREEK	3	7,018	1,090	13%	8,111
ATLANTIS URGENT CARE	12	6,320	1,741	22%	8,073
MORTON PLANT-MEASE	5	7,212	786	10%	8,003
ADVENTHEALTH CENTRA CARE SANFORD		6,984	972	12%	7,956
ADVENTHEALTH CENTRA CARE DR PHILLIPS		7,134	797	10%	7,931
ARCPOINT LABS OF FORT MYERS	5	6,936	939	12%	7,880
BAYFRONT HEALTH - PORT CHARLOTTE		7,253	606	8%	7,859
BAPTIST HEALTH SOUTH FLORIDA - WESTCHESTER URGENT CARE		6,424	1,379	18%	7,803
LEE HEALTH CONVENIENT CARE - PAGE FIELD		6,940	861	11%	7,801
ADVENTHEALTH CENTRA CARE LAKE MARY	2	6,689	1,002	13%	7,693
HIALEAH HOSPITAL	4	5,988	1,681	22%	7,673
EMERALD COAST URGENT CARE		6,005	1,640	21%	7,645
ADVENTHEALTH CENTRA CARE APOPKA	1	6,548	1,089	14%	7,638
NCH NORTH NAPLES HOSPITAL LAB	15	6,733	830	11%	7,578
ADVENTHEALTH CENTRA CARE MOUNT DORA		6,425	1,148	15%	7,573
ADVENTIST HEALTH SYSTEMS, SUNBELT INC		6,525	1,014	13%	7,539
BAPTIST HEALTH SOUTH FLORIDA - DORAL URGENT CARE		6,048	1,473	20%	7,521
SPORTS DRUG TESTING LABORATORY	122	7,157	192	3%	7,471
ADVENTHEALTH CENTRA CARE KISSIMMEE		6,677	757	10%	7,434
EGLIN AIR FORCE BASE	14	5,671	1,700	23%	7,385
OVIEDO MEDICAL CENTER		6,613	752	10%	7,365
BAPTIST HEALTH - NASSAU		6,942	366	5%	7,308
COMMUNITY HEALTH CENTERS OF PINELLAS INC	1	5,838	1,352	19%	7,191

COVID-19: testing by laboratory

Data through Apr 18, 2021 verified as of Apr 19, 2021 at 09:25 AM

Data in this report are provisional and subject to change.

The numbers in the table below represent the number of Florida and non-Florida residents for whom test results were received by the Department of Health. A person can be tested by more than one laboratory and can have both positive and negative results. **Therefore, the sum of the numbers in each column will be larger than the total number of people tested.**

Reporting lab	Inconclusive	Negative	Positive	Percent positive	Total
MINUTECLINIC LLC		6,117	1,063	15%	7,180
HOLIDAY CVS LLC		6,769	390	5%	7,159
MEDEXPRESS URGENT CARE OF BOYNTON BEACH LLC		6,566	580	8%	7,146
EMPIRE CITY LABORATORIES INC	91	5,992	990	14%	7,073
MEDEXPRESS URGENT CARE	2	4,886	2,168	31%	7,056
IMPERIAL POINT MEDICAL CENTER		6,434	618	9%	7,052
ADVENTHEALTH CENTRA CARE ALTAMONTE		6,163	886	13%	7,049
ADVENTHEALTH EXPRESS CARE		5,818	1,214	17%	7,032
AVERO DIAGNOSTICS - IRVING	11	6,536	476	7%	7,023
ST PETERSBURG GENERAL HOSPITAL		5,964	1,018	15%	6,982
SUNCOAST PATHOLOGY ASSOCIATES		6,370	591	8%	6,961
DYNIX DIAGNOSTIX		6,191	667	10%	6,858
UNKNOWN	5	3,523	3,324	49%	6,852
LUMINUS DIAGNOSTICS		6,284	557	8%	6,841
MEDEXPRESS URGENT CARE HUDSON		5,823	955	14%	6,778
ACUTIS DIAGNOSTICS	171	5,441	1,126	17%	6,738
CLINICAL REFERENCE LABORATORY	2	6,366	348	5%	6,716
ST JOSEPHS NORTH HOSPITAL LAB	7	5,683	981	15%	6,671
ADVENTHEALTH CENTRA CARE AZALEA PARK		5,703	952	14%	6,655
VISTA CLINICAL	8	3,890	2,717	41%	6,615
FORT WALTON BEACH MEDICAL CENTER		5,677	926	14%	6,603
AHCC WESLEY CHAPEL		5,805	764	12%	6,569
SOLARIS DIAGNOSTICS	11	5,948	589	9%	6,548
ADVENTHEALTH CENTRA CARE OVIEDO		5,561	910	14%	6,471
ADVENT HEALTH - HEART OF FLORIDA ER	1	5,580	877	14%	6,458
FLORIDA HOSPITAL NORTH PINELLAS	11	5,904	513	8%	6,428
MINUTECLINIC LLC #1067		5,485	890	14%	6,375
MICROGEN DX	4	5,558	721	11%	6,283
WELLINGTON REGIONAL MEDICAL CENTER		5,749	515	8%	6,264
MINUTECLINIC		5,337	910	15%	6,247
BAPTIST HEALTH SOUTH FLORIDA - PEMBROKE PINES URGENT CARE		5,146	1,067	17%	6,213
NORTHWEST FLORIDA COMMUNITY HOSPITAL	47	4,702	1,460	24%	6,209
ANGEL KIDS PEDIATRICS		5,872	329	5%	6,201
MINUTECLINIC LLC #8396		5,280	919	15%	6,199
MINUTECLINIC LLC #3703		5,039	1,137	18%	6,176
HOLMES REG MED CENTER CLINICAL LAB		5,491	677	11%	6,168
FLORIDA COMMUNITY HEALTH CENTER		4,907	1,193	20%	6,100
ADVENTHEALTH CENTRA CARE LONGWOOD		5,266	771	13%	6,037
DOCTORS URGENT CARE LLC	1	4,919	1,106	18%	6,026
PUTNAM COMMUNITY MEDICAL CENTER		5,271	744	12%	6,015
ADVENTHEALTH CENTRA CARE SOUTH ORANGE		5,143	846	14%	5,989
PRO CLINIC		4,859	1,083	18%	5,942
FLORIDA FAMILY LABORATORY, INC DBA	46	5,410	458	8%	5,914
BAYFRONT HEALTH - VENICE REGIONAL MEDICAL	1	5,374	537	9%	5,912
COASTAL MED URGENT CARE		4,329	1,555	26%	5,884
ADVENTHEALTH CENTRA CARE ORANGE LAKE		5,138	730	12%	5,868
SOUTH FLORIDA BAPTIST HOSPITAL MICRO	4	4,875	977	17%	5,856

COVID-19: testing by laboratory

Data through Apr 18, 2021 verified as of Apr 19, 2021 at 09:25 AM

Data in this report are provisional and subject to change.

The numbers in the table below represent the number of Florida and non-Florida residents for whom test results were received by the Department of Health. A person can be tested by more than one laboratory and can have both positive and negative results. **Therefore, the sum of the numbers in each column will be larger than the total number of people tested.**

Reporting lab	Inconclusive	Negative	Positive	Percent positive	Total
DOCTORS URGENT CARE OF LUTZ LLC	1	4,735	1,119	19%	5,855
ADVENTHEALTH CENTRA CARE PORT ORANGE		4,891	918	16%	5,809
URGENT CARE OF THE PALM BEACHES		4,828	974	17%	5,802
LABORATORY OF FLORIDA LLC	41	5,255	483	8%	5,779
HEALTH FIRST ADVENTHEALTH CENTRA CARE - TITUSVILLE		4,850	871	15%	5,721
PARAMOUNT URGENT CARE INC	1	3,447	2,263	40%	5,711
ADVENTHEALTH CENTRA CARE SAND LAKE		5,078	613	11%	5,691
PHARMCO RX	2	5,364	311	5%	5,677
UNIVERSITY HOSPITAL AND MEDICAL CENTER		4,336	1,321	23%	5,657
SUNRISE MEDICAL LABORATORIES	2	5,205	401	7%	5,608
ALTRU DIAGNOSTICS INC	5	5,388	210	4%	5,603
MEDEXPRESS URGENT CARE - ROYAL PALM BEACH		4,952	610	11%	5,562
MEDICAL DNA LABS LLC	3	5,059	482	9%	5,544
MEDCOMP SCIENCES LLC	126	3,398	2,015	36%	5,539
ADVENTHEALTH CENTRA CARE LEESBURG		4,520	1,014	18%	5,534
PEDIATRIC HEALTH CARE ALLIANCE PA		5,067	462	8%	5,529
MEDEXPRESS URGENT CARE - GOLDEN GATE		4,864	655	12%	5,519
MEDEXPRESS URGENT CARE - ESTERO		4,919	585	11%	5,504
BAPTIST HEALTH - NORTH		4,381	1,117	20%	5,498
PALMS OF PASADENA HOSPITAL		4,915	573	10%	5,488
URGENT CARE CURE	2	4,713	760	14%	5,475
TROPICANA FIELD - LOT 2	19	4,935	494	9%	5,448
MINUTE CLINIC LLC		4,718	715	13%	5,433
BAPTIST HEALTH SOUTH FLORIDA - CORAL SPRINGS URGENT CARE		4,637	772	14%	5,409
ESCAMBIA COMMUNITY CLINICS INC	8	4,095	1,296	24%	5,399
BAPTIST HEALTH SOUTH FLORIDA - KENDALE LAKES URGENT CARE		4,357	1,041	19%	5,398
DOCTORS HOSPITAL OF SARASOTA CLINICAL LABORATORY		4,656	674	13%	5,330
WESTCHESTER HOSPITAL	23	4,338	964	18%	5,325
BAPTIST HEALTH SOUTH FLORIDA - TAMiami TRAIL URGENT CARE		4,274	1,040	20%	5,314
THE CENTER FOR URGENT CARE	3	4,445	864	16%	5,312
HEALTH FIRST ADVENTHEALTH CENTRA CARE GATEWAY	1	4,765	536	10%	5,302
MEDEXPRESS URGENT CARE PALM BEACH GARDENS		4,819	479	9%	5,298
GENOSUR LLC	17	5,167	74	1%	5,258
MARTIN HOSPITAL SOUTH LAB		4,966	291	6%	5,257
TALLAHASSEE PRIMARY CARE ASSOCIATES		4,618	605	12%	5,223
PARAMOUNT URGENT CARE - WINDERMERE	2	3,429	1,745	34%	5,176
RAULERSON HOSPITAL		4,309	844	16%	5,153
TRINITY SPRINGS		4,422	729	14%	5,151
BAPTIST HEALTH SOUTH FLORIDA - PINECREST URGENT CARE		4,313	717	14%	5,030
MINUTECLINIC LLC # 0709		4,232	795	16%	5,027
BAPTIST HEALTH SOUTH FLORIDA - CORAL GABLES (UNIVERSITY) URGENT CARE		4,321	703	14%	5,024
BAPTIST HEALTH SOUTH FLORIDA - CORAL GABLES URGENT CARE		4,156	845	17%	5,001
MEDEXPRESS URGENT CARE - LAKELAND		4,347	614	12%	4,961
BAYFRONT HEALTH - SEVEN RIVERS		4,456	428	9%	4,884
BETHESDA HOSPITAL WEST		4,363	493	10%	4,856
BAPTIST HEALTH SOUTH FLORIDA - PALMETTO BAY URGENT CARE		4,067	783	16%	4,850
QUICK CARE MED PL	2	4,096	721	15%	4,819

COVID-19: testing by laboratory

Data through Apr 18, 2021 verified as of Apr 19, 2021 at 09:25 AM

Data in this report are provisional and subject to change.

The numbers in the table below represent the number of Florida and non-Florida residents for whom test results were received by the Department of Health. A person can be tested by more than one laboratory and can have both positive and negative results. **Therefore, the sum of the numbers in each column will be larger than the total number of people tested.**

Reporting lab	Inconclusive	Negative	Positive	Percent positive	Total
BAYFRONT HEALTH - BROOKSVILLE		4,262	517	11%	4,779
ADVENTHEALTH PROMPT CARE	2	3,499	1,269	27%	4,770
FLAGLER HOSPITAL LABORATORY	8	3,653	1,060	22%	4,721
ASCENSION SACRED HEART - EMERALD COAST		3,943	766	16%	4,709
MEASE DUNEDIN HOSPITAL	5	4,189	502	11%	4,696
ADVENTHEALTH CENTRA CARE COLONIAL TOWN	2	4,116	498	11%	4,616
NIGHT LITE PEDIATRICS	4	3,344	1,260	27%	4,608
PREMIER MEDICAL	2	4,492	94	2%	4,588
PREMIER URGENT CARE OF BREVARD LLC	4	4,006	572	12%	4,582
MOFFITT CANCER CENTER	6	4,470	99	2%	4,575
BAYFRONT HEALTH - PUNTA GORDA		4,190	340	8%	4,530
BAYFRONT HEALTH - SPRING HILL		4,142	373	8%	4,515
VENTURE MEDICAL OF FLORIDA LLC		4,133	335	7%	4,468
HOLIDAY CVS LLC DBA CVS PHARMACY #5154		4,332	118	3%	4,450
DESOTO MEMORIAL HOSPITAL	3	3,662	776	17%	4,441
MEDIPATH LLC		3,941	494	11%	4,435
TWIN CITIES HOSPITAL	1	3,904	519	12%	4,424
MEMORIAL HOSPITAL- MIRAMAR	12	4,068	321	7%	4,401
ENGLEWOOD COMMUNITY HOSPITAL		4,012	388	9%	4,400
MINUTECLINIC LLC #3463		3,637	733	17%	4,370
ADVENTIST HEALTH SYSTEMS SUNBELT IN DBA		3,871	498	11%	4,369
US BIOTEK LABORATORIES	15	3,983	369	8%	4,367
ACCU REFERENCE MEDICAL LAB	9	3,556	799	18%	4,364
GENESIS DIAGNOSTICS		4,110	251	6%	4,361
PALMS MEDICAL GROUP	5	2,979	1,363	31%	4,347
ADVENTHEALTH CENTRA CARE WINTER HAVEN	1	3,249	1,068	25%	4,318
BAYA PHARMACY & URGENT CARE		3,177	1,113	26%	4,290
DOCTORS TEST CENTERS		3,801	488	11%	4,289
MINUTECLINIC LLC #3631		3,639	637	15%	4,276
AMELIA URGENT CARE		2,626	1,625	38%	4,251
MEDEXPRESS URGENT CARE CAPE CORAL		3,636	599	14%	4,235
LAKESIDE MEDICAL CENTER		3,390	840	20%	4,230
MINUTECLINIC LLC 5852		3,616	600	14%	4,216
MINUTECLINIC LLC #5253		3,467	712	17%	4,179
ADVENTHEALTH CENTRA CARE		3,696	460	11%	4,156
MINUTECLINIC LLC #5249		3,361	755	18%	4,116
NIGHT LITE PEDIATRICS URGENT CARE	1	3,417	649	16%	4,067
BAYFRONTVENICEREGIONAL		3,901	132	3%	4,033
MINUTECLINIC LLC #5190		3,311	718	18%	4,029
MEDEXPRESS URGENT CARE LEHIGH ACRES		3,406	544	14%	3,950
BAPTIST HEALTH SOUTH FLORIDA - DAVIE URGENT CARE		3,226	700	18%	3,926
SPECTOR SCIENTIFIC LAB	14	2,964	945	24%	3,923
MINUTECLINIC LLC #5854		3,243	671	17%	3,914
MC DIAGNOSTIC OF CONNECTICUT, PC #2220		3,326	532	14%	3,858
HIGHLANDS REGIONAL MEDICAL CENTER		3,003	818	21%	3,821
BAPTIST HEALTH SOUTH FLORIDA - WESTON URGENT CARE		3,298	501	13%	3,799
MINUTECLINIC LLC #3662		3,212	572	15%	3,784

COVID-19: testing by laboratory

Data through Apr 18, 2021 verified as of Apr 19, 2021 at 09:25 AM

Data in this report are provisional and subject to change.

The numbers in the table below represent the number of Florida and non-Florida residents for whom test results were received by the Department of Health. A person can be tested by more than one laboratory and can have both positive and negative results. **Therefore, the sum of the numbers in each column will be larger than the total number of people tested.**

Reporting lab	Inconclusive	Negative	Positive	Percent positive	Total
SIPARADIGM LLC	55	3,463	260	7%	3,778
ADVENT HEALTH - NEW SMYRNA		3,116	648	17%	3,764
CARENOW URGENT CARE	1	2,309	1,398	38%	3,708
HEALTH FIRST ADVENTHEALTH CENTRA CARE COCOA		3,337	365	10%	3,702
LOWER KEYS MEDICAL CENTER		3,389	312	8%	3,701
MINUTECLINIC LLC # 3930		3,155	536	15%	3,691
BARTOW REGIONAL MEDICAL CENTER	1	3,097	564	15%	3,662
PHYSICIANS REGIONAL MEDICAL CENTER - COLLIER BLVD	1	2,798	852	23%	3,651
PRECISION HEALTH SOLUTIONS		3,457	180	5%	3,637
MINUTECLINIC LLC #1771		3,059	574	16%	3,633
EXACT SCIENCES LABORATORIES, LLC		3,325	308	8%	3,633
SCION LAB SERVICES LLC	26	3,307	285	8%	3,618
BRASHEAR'S VITAL CARE CORP		2,859	755	21%	3,614
CLARITY LAB SOLUTIONS LLC		3,608	4	0%	3,612
PROHEALTH	3	2,025	1,581	44%	3,609
MINUTECLINIC LLC #7887		3,146	457	13%	3,603
ADVENTHEALTH CENTRA CARE KIDS LAKE MARY		3,323	268	7%	3,591
MINUTECLINIC LLC #7886		3,115	474	13%	3,589
MINUTECLINIC LLC #5214		3,076	513	14%	3,589
PARAMOUNT URGENT CARE - ORLANDO		2,533	1,049	29%	3,582
MINUTECLINIC LLC #4415		3,042	539	15%	3,581
BAPTIST HEALTH SOUTH FLORIDA - BRICKELL URGENT CARE		2,958	620	17%	3,578
MINUTECLINIC LLC #4458		2,993	572	16%	3,565
ADVENT HEALTH CENTRA CARE -WINTER PARK KIDS URGENT CARE	4	3,249	286	8%	3,539
MINUTECLINIC LLC # 0514		3,083	452	13%	3,535
VERILY LIFE SCIENCES	3	3,473	59	2%	3,535
MEDEXPRESS URGENT CARE - DELAND		3,143	385	11%	3,528
HEALTH FIRST ADVENTHEALTH CENTRA CARE MALABAR		3,174	347	10%	3,521
MINUTECLINIC LLC #7225		2,965	552	16%	3,517
BAPTIST HEALTH URGENT CARE AT SAWGRASS		2,923	591	17%	3,514
STEWART ROCKLEDGE HOSPITAL	2	3,122	380	11%	3,504
MINUTECLINIC LLC #3814		2,966	525	15%	3,491
AFC PHYSICIANS OF FLORIDA		2,675	797	23%	3,472
MEDONE PLLC		2,646	814	24%	3,460
MINUTECLINIC, LLC #4015		2,756	696	20%	3,452
MIDWAY SPECIALTY CARE CENTER DIAGNOSTICS	38	3,154	239	7%	3,431
MINUTECLINIC LLC #3257		2,843	569	17%	3,412
MINUTECLINIC LLC # 3686		2,901	508	15%	3,409
MEDEXPRESS URGENT CARE - VERO BEACH		2,958	440	13%	3,398
IMMOKALEE CHD		3,155	234	7%	3,389
MINUTECLINIC, LLC #3204		2,814	567	17%	3,381
WALGREEN CO	2	2,967	385	11%	3,354
BAPTIST HEALTH EMERGENCY CENTER COUNTRY WALK	1	2,795	503	15%	3,299
PRIMEHEALTH URGENT CARE INC		2,801	484	15%	3,285
MINUTECLINIC LLC #1055		2,690	585	18%	3,275
MINUTECLINIC LLC #3291		2,795	479	15%	3,274
MARION E FETHER MEDICAL CENTER, THE		2,988	280	9%	3,268

COVID-19: testing by laboratory

Data through Apr 18, 2021 verified as of Apr 19, 2021 at 09:25 AM

Data in this report are provisional and subject to change.

The numbers in the table below represent the number of Florida and non-Florida residents for whom test results were received by the Department of Health. A person can be tested by more than one laboratory and can have both positive and negative results. **Therefore, the sum of the numbers in each column will be larger than the total number of people tested.**

Reporting lab	Inconclusive	Negative	Positive	Percent positive	Total
MINUTECLINIC LLC #3003		2,668	595	18%	3,263
BMCT Molecular Diagnostics Subsection		2,737	526	16%	3,263
MINUTECLINIC LLC #7973		2,802	436	13%	3,238
BAPTIST HEALTH - CLAY		2,805	420	13%	3,225
MINUTECLINIC LLC # 3579		2,666	557	17%	3,223
SELECT LABORATORIES - MARION COUNTY, FL LLC	5	2,903	307	10%	3,215
MINUTECLINIC, LLC #5817		2,655	545	17%	3,200
MARINERS HOSPITAL	1	2,874	304	10%	3,179
ADVENTHEALTH CENTRA CARE CONWAY		2,693	483	15%	3,176
MINUTECLINIC LLC #3748		2,580	585	18%	3,165
MEMORIAL HOSPITAL PEMBROKE	3	2,800	360	11%	3,163
MINUTECLINIC LLC # 7933		2,792	369	12%	3,161
MINUTECLINIC LLC #3705		2,777	375	12%	3,152
GESSLER CLINIC	2	2,170	968	31%	3,140
MINUTECLINIC LLC #3255		2,758	365	12%	3,123
MINUTECLINIC LLC #5924		2,669	438	14%	3,107
MINUTECLINIC LLC #7173		2,692	412	13%	3,104
ACCESS POINT HEALTHCARE URGENT & PRIMARY CARE	2	2,402	695	22%	3,099
PARAMOUNT URGENT CARE - OVIEDO		2,156	914	30%	3,070
MINUTECLINIC LLC #5216		2,619	420	14%	3,039
MINUTECLINIC, LLC (CLINIC 10699)		2,650	385	13%	3,035
VA PAIN CLINIC	4	2,920	110	4%	3,034
MINUTECLINIC LLC #3654		2,519	510	17%	3,029
MEDEXPRESS URGENT CARE CORAL SPRINGS		2,689	333	11%	3,022
MEDEXPRESS FORT MYERS		2,618	371	12%	2,989
VETERANS AFFAIRS MEDICAL CENTER - ORLANDO	1	1,343	1,633	55%	2,977
KEYS AHEC SCHOOL MEDICAL CLINIC	15	2,822	133	4%	2,970
MINUTECLINIC LLC #1807		2,481	479	16%	2,960
MEDIQUICK URGENT CARE CENTERS INC		2,248	706	24%	2,954
MINUTECLINIC LLC #4612		2,405	539	18%	2,944
NXGEN MDX LLC	6	2,604	320	11%	2,930
MINUTECLINIC LLC #3285		2,534	376	13%	2,910
MINUTECLINIC LLC #4024		2,545	360	12%	2,905
BAPTIST HEALTH - OAKLEAF		2,441	463	16%	2,904
LAKELAND REGIONAL HEALTH PABLO		2,552	340	12%	2,892
STONE CLINICAL LABORATORIES		2,790	96	3%	2,886
WALGREENS ORLANDO	3	2,540	340	12%	2,883
MINUTECLINIC LLC #6007		2,473	410	14%	2,883
MINUTECLINIC LLC #3648		2,359	514	18%	2,873
PHYSICIANS PRIMARY CARE	2	2,587	279	10%	2,868
BLUE MED CONSULTANTS		2,753	109	4%	2,862
HEALTH CARE DISTRICT OF PALM BEACH COUNTY	2	2,622	233	8%	2,857
MINUTECLINIC LLC #4201		2,479	376	13%	2,855
CAREFAST+	1	2,073	774	27%	2,848
BAPTIST HEALTHCARE - GULF BREEZE HOSPITAL	3	2,356	474	17%	2,833
MINUTECLINIC LLC #476		2,449	377	13%	2,826
BAY MEDICAL CENTER SACRED HEART HEALTH SYSTEM		2,213	609	22%	2,822

COVID-19: testing by laboratory

Data through Apr 18, 2021 verified as of Apr 19, 2021 at 09:25 AM

Data in this report are provisional and subject to change.

The numbers in the table below represent the number of Florida and non-Florida residents for whom test results were received by the Department of Health. A person can be tested by more than one laboratory and can have both positive and negative results. **Therefore, the sum of the numbers in each column will be larger than the total number of people tested.**

Reporting lab	Inconclusive	Negative	Positive	Percent positive	Total
ADVENT HEALTH - DADE CITY		2,475	340	12%	2,815
MINUTECLINIC LLC #1350		2,475	338	12%	2,813
MINUTECLINIC LLC #8381		2,435	358	13%	2,793
MEDEXPRESS URGENT CARE - CLEWISTON		2,333	459	16%	2,792
CELESTA MEDICAL SERVICES LLC DBA - AMERICAN RESEARCH LABS		2,544	236	8%	2,780
AFC PHYSICIANS OF FLORIDA PA		2,237	539	19%	2,776
MINUTECLINIC LLC #1821		2,469	306	11%	2,775
CITRUS MEMORIAL HOSPITAL LABORATORY		2,251	509	18%	2,760
SACRED HEART HEALTH SYSTEM, INC	1	1,871	872	32%	2,744
MINUTECLINIC LLC #3635		2,371	372	14%	2,743
VITRO MOLECULAR LABORATORIES	50	2,492	199	7%	2,741
CHARLES AIESI CONSULTING INC	13	2,426	287	11%	2,726
MINUTECLINIC LLC #5157		2,373	345	13%	2,718
BAPTIST HEALTH SOUTH FLORIDA - MIAMI BEACH URGENT CARE		2,291	399	15%	2,690
EMERGENCY PHYSICIANS MEDICAL CENTER		1,548	1,132	42%	2,680
MEDEXPRESS URGENT CARE BOCA RATON		2,435	245	9%	2,680
JUPITER MEDICAL CENTER URGENT CARE		2,087	582	22%	2,669
AMELIA EXPRESS CARE LLC	10	2,316	334	13%	2,660
DR G'S URGENT CARE		2,305	352	13%	2,657
MINUTECLINIC LLC #5069		2,224	428	16%	2,652
DONALD W ROBERTSON DO PA		2,060	576	22%	2,636
EMERALD COAST URGENT CARE, LLC	1	1,971	660	25%	2,632
MINUTECLINIC, LLC # 4469		2,277	305	12%	2,582
PARRISH MEDICAL CENTER	1	2,264	314	12%	2,579
ADVENT HEALTH - OCALA		2,124	447	17%	2,571
PATIENTS FIRST - THOMASVILLE ROAD		2,292	279	11%	2,571
JACKSON HOSPITAL CLINICAL LABORATORY		2,221	319	13%	2,540
FLORIDA MEDICAL CLINIC	3	1,165	1,369	54%	2,537
LAKE WALES MEDICAL CENTER INC		2,234	301	12%	2,535
BOND URGENT CARE LLC		1,897	621	25%	2,518
MINUTECLINIC LLC #214		2,102	405	16%	2,507
TAMPA COMMUNITY HOSPITAL		2,132	357	14%	2,489
EMERALD COAST URGENT CARE LLC		1,825	657	26%	2,482
MINUTECLINIC LLC #1815		2,205	268	11%	2,473
WHOLE FAMILY HEALTH CENTER INC		1,983	455	19%	2,438
NCHMD INC		2,045	379	16%	2,424
PHYSICIANS STAT LAB	3	1,076	1,341	55%	2,420
COMMUNITY HEALTH NORTHWEST FLORIDA	4	1,857	554	23%	2,415
INTELEX LABS, LLC		2,320	78	3%	2,398
MINI ER WATERFORD LAKES, THE		2,063	332	14%	2,395
ASCENSION SACRED HEART - GULF		1,851	540	23%	2,391
MEDEXPRESS PORT CHARLOTTE		2,131	253	11%	2,384
GENOME LLC	2	2,197	173	7%	2,372
MINUTECLINIC LLC #3236		2,003	344	15%	2,347
CORE DIAGNOSTIC LABORATORIES LLC	17	1,999	329	14%	2,345
PHYSICIAN ASSOCIATES		2,070	241	10%	2,311
LEE HEALTH - COCONUT POINT CLINICAL LAB	2	1,872	433	19%	2,307

COVID-19: testing by laboratory

Data through Apr 18, 2021 verified as of Apr 19, 2021 at 09:25 AM

Data in this report are provisional and subject to change.

The numbers in the table below represent the number of Florida and non-Florida residents for whom test results were received by the Department of Health. A person can be tested by more than one laboratory and can have both positive and negative results. **Therefore, the sum of the numbers in each column will be larger than the total number of people tested.**

Reporting lab	Inconclusive	Negative	Positive	Percent positive	Total
ASSOCIATED PATHOLOGISTS, LLC	3	1,893	395	17%	2,291
OPTUM LABS LLC	1	2,049	202	9%	2,252
UNIVERSITY OF NORTH FLORIDA STUDENT HEALTH		2,169	78	3%	2,247
PRIMEHEALTH URGENT CARE	1	1,865	361	16%	2,227
MINUTECLINIC LLC #3637		1,788	434	20%	2,222
PENSACOLA PEDIATRICS PA	1	2,027	176	8%	2,204
FLOWERS HOSPITAL		2,002	192	9%	2,194
BAPTIST HEALTH EMERGENCY CENTER AT WEST CORAL WAY		1,779	411	19%	2,190
NCH NORTHEAST	7	1,719	455	21%	2,181
MEDICAL CONSULTANTS OF FLORIDA, LLC	2	1,801	321	15%	2,124
FIU-HEALTH AUXILIARY LABORATORY	6	1,985	129	6%	2,120
MARTIN HEALTH SYSTEM - ST LUCIE WEST		1,918	193	9%	2,111
LITTLE PINE PEDIATRICS	1	1,773	275	13%	2,049
GRAVITY DIAGNOSTICS, LLC	6	1,851	179	9%	2,036
GENUS3		1,951	74	4%	2,025
BARDMOOR LABORATORY	9	1,702	311	15%	2,022
DOC SMILEYS URGENT CARE LLC		1,650	367	18%	2,017
MINUTECLINIC LLC #8927		1,703	312	15%	2,015
MINUTECLNIC LLC		1,760	249	12%	2,009
WILLIAM OWEN PASS PARK		1,738	257	13%	1,995
ARCPOINT LABS		1,389	598	30%	1,987
STATMED OCALA	7	1,779	196	10%	1,982
MINUTECLINIC LLC #5187		1,713	254	13%	1,967
ADVANCED MEDICAL OF NAPLES LLC		1,749	207	11%	1,956
DOC SMILEY'S URGENT CARE		1,706	247	13%	1,953
WHITE WILSON MEDICAL CENTER		572	1,372	71%	1,944
BAYFRONT HEALTH - CITRUS HILLS		1,714	226	12%	1,940
MEDFAST URGENT CARE CENTERS LLC	2	608	1,328	69%	1,938
MINUTECLINIC, LLC #3245		1,538	355	19%	1,893
BIO-TECH CLINICAL LABORATORIES INC		1,630	259	14%	1,889
BROWNWOOD CARE CENTER		1,645	229	12%	1,874
LABORATORY SPECIALISTS OF MICHIGAN		1,533	327	18%	1,860
MIAMI JEWISH HEALTH SYSTEMS		1,771	75	4%	1,846
GENESIS LABORATORY MANAGEMENT	14	1,581	246	13%	1,841
READY RESPONDERS FLORIDA, PLLC		1,566	249	14%	1,815
KETAMINE HEALTH CENTERS LLC	1	1,661	152	8%	1,814
NEIGHBORHOOD MEDICAL CENTER INC	17	1,597	185	10%	1,799
ED FRASER MEMORIAL HOSPITAL		1,530	251	14%	1,781
HEALTH CENTRAL CLINICAL LABORATORY		1,567	197	11%	1,764
IGENOMIX USA LLC	51	1,547	162	9%	1,760
RIVER TOWN DIAGNOSTIC LLC		1,470	286	16%	1,756
SPARROW HEALTHCARE	2	1,490	254	15%	1,746
TOM LEE COMMUNITY HEALTH CENTER	1	1,197	546	31%	1,744
NORTH SHORE LONG ISLAND JEWISH HEALTH	1	1,640	93	5%	1,734
Community_Health		1,533	199	11%	1,732
OPTUMCARE FLORIDA LLC		1,420	296	17%	1,716
PROJECT HEALTH, INC SUMTERVILLE	5	1,400	307	18%	1,712

COVID-19: testing by laboratory

Data through Apr 18, 2021 verified as of Apr 19, 2021 at 09:25 AM

Data in this report are provisional and subject to change.

The numbers in the table below represent the number of Florida and non-Florida residents for whom test results were received by the Department of Health. A person can be tested by more than one laboratory and can have both positive and negative results. **Therefore, the sum of the numbers in each column will be larger than the total number of people tested.**

Reporting lab	Inconclusive	Negative	Positive	Percent positive	Total
LABTECH DIAGNOSTIC		1,404	291	17%	1,695
JW PLASTIC SURGERY		1,449	244	14%	1,693
PROHEALTH MEDICAL CLINIC		1,045	637	38%	1,682
SHELL POINT NURSING PAVILION	1	1,603	76	5%	1,680
PATIENTS FIRST LAKE ELLA MEDICAL CENTER		1,507	161	10%	1,668
SUNRISE URGENT CARE ASSOCIATES LLC D/B/A	9	1,160	495	30%	1,664
ER QUICKCARE PL		1,429	228	14%	1,657
ELLENTON URGENT CARE		1,379	234	15%	1,613
BAPTIST HEALTH SOUTH FLORIDA - KEY BISCANE URGENT CARE EXPRESS		1,419	193	12%	1,612
FLORIDA DEPARTMENT OF HEALTH IN POLK COUNTY	2	1,219	384	24%	1,605
OPTEO LABORATORY		1,569	35	2%	1,604
MEDEXPRESS URGENT CARE - JAX ATLANTIC BLVD		1,377	216	14%	1,593
VRL EUROFINIS		1,552	40	3%	1,592
ASSURANCE SCIENTIFIC LABORATORIES	1	1,296	283	18%	1,580
QUICK CARE MED		1,264	311	20%	1,575
MELBOURNE MEDICAL LABORATORY☐	2	1,367	204	13%	1,573
BAPTIST HEALTH SOUTH FLORIDA - COUNTRY WALK URGENT CARE EXPRESS		1,328	244	16%	1,572
FIRST QUALITY LABORATORY		1,473	99	6%	1,572
PEDIATRIC HEALTH CARE ALLIANCE - NORTHDAL		1,429	138	9%	1,567
ADVENTHEALTH CENTRA CARE TRINITY		1,341	208	13%	1,549
UNIVERSITY OF ALABAMA AT BIRMINGHAM		1,499	48	3%	1,547
BROAD INSTITUTE CLINICAL SEQUENCING RESEARCH PLATFORM	14	1,476	53	3%	1,543
BIOCERNA LLC	9	1,365	166	11%	1,540
PARAMOUNT URGENT CARE - CLERMONT		870	664	43%	1,534
INNOVATIVE TRANSFUSION MEDICINE, INC	11	1,325	179	12%	1,515
ABSOLUTE GENOMICS	2	1,282	225	15%	1,509
CAREMED CLINIC LLC	1	1,203	300	20%	1,504
ST ANNES NURSING CENTER		1,465	33	2%	1,498
PARAMOUNT URGENT CARE VILLAGES		953	540	36%	1,493
BAPTIST HEALTHCARE - JAY HOSPITAL	3	1,111	373	25%	1,487
CAREFAST MURABELLA		978	499	34%	1,477
APALACHEE CORRECTIONAL INSTITUTION EAST UNIT		1,449	26	2%	1,475
UHEALTH CLINIC AT WALGREENS		1,194	278	19%	1,472
NYU HOSPITALS CENTER CLINICAL LABORATORIES		1,410	46	3%	1,456
SMA LAB	12	1,285	159	11%	1,456
MYTEST DIAGNOSTICS		1,385	69	5%	1,454
ADVANCE MEDICAL OF NAPLES		327	1,124	77%	1,451
TREASURE COAST MEDICAL ASSOCIATES INC		747	701	48%	1,448
PALM BAY HOSPITAL CLINICAL LABORATORY		1,061	386	27%	1,447
EUROFINIS NTD, LLC		1,399	45	3%	1,444
UHEALTH DEERFIELD BEACH/UMSYLVESTER DEERFIELD BEACH LABORATORY	3	1,380	55	4%	1,438
TEMPUS CLINICAL LABORATORY	10	1,265	153	11%	1,428
PATIENTS CHOICE LABORATORIES		831	592	42%	1,423
CREEKSIDE CARE CENTER	1	1,229	180	13%	1,410
COASTAL LABORATORIES	1	1,120	287	20%	1,408
PRIMARY CARE SOUTH INC		930	477	34%	1,407
AMELIA EXPRESS CARE	1	772	618	44%	1,391

COVID-19: testing by laboratory

Data through Apr 18, 2021 verified as of Apr 19, 2021 at 09:25 AM

Data in this report are provisional and subject to change.

The numbers in the table below represent the number of Florida and non-Florida residents for whom test results were received by the Department of Health. A person can be tested by more than one laboratory and can have both positive and negative results. **Therefore, the sum of the numbers in each column will be larger than the total number of people tested.**

Reporting lab	Inconclusive	Negative	Positive	Percent positive	Total
NORTH VISTA HOSPITAL LABORATORY		1,159	207	15%	1,366
ADDICTION LABS OF AMERICA	3	1,281	81	6%	1,365
ASCENSION ST VINCENT'S - SOUTHSIDE		1,308	49	4%	1,357
VAVA PARTNERS LLC		528	821	61%	1,349
LAB24 INC	3	643	676	51%	1,322
COLLIER URGENT CARE CENTERS CREEKSIDE		1,154	158	12%	1,312
XPRESS URGENT CARE	4	1,106	200	15%	1,310
AMERICAN SCIENTIFIC LABORATORIES LLC		1,286	19	1%	1,305
LPG COCONUT POINT		1,087	216	17%	1,303
HOLIDAY CVS LLC DBA CVSPHARMACY #5155		1,230	66	5%	1,296
PROJECT HEALTH INC	4	1,097	187	15%	1,288
PALM HARBOR PHARMACY		1,117	168	13%	1,285
PALM BEACH ATLANTIC UNIVERSITY		1,242	42	3%	1,284
NAPLES URGENT CARE	1	831	437	34%	1,269
NORTH FLORIDA PEDIATRICS - LAKE CITY		1,041	219	17%	1,260
SOLARIS HEALTHCARE PALATKA		1,154	105	8%	1,259
ST PETERSBURG PEDIATRICS	1	1,132	123	10%	1,256
STAGEZERO LIFE SCIENCES INC	4	1,141	104	8%	1,249
NORTH FLORIDA PEDIATRICS-TALLAHASSEE	1	1,145	103	8%	1,249
ADVANCED DIAGNOSTIC LABORATORY		1,199	47	4%	1,246
CARENOW URGENT CARE - FORT PIERCE		890	356	29%	1,246
GROWING TOGETHER PEDIATRICS LLC		1,179	67	5%	1,246
PEDIATRICS OF CENTRAL FLORIDA PA	20	1,160	64	5%	1,244
ACCESS MEDICAL LABS		747	475	39%	1,222
PROFESSIONAL HEALTH EXAMINERS DBA PROHEALTH	1	994	225	18%	1,220
USF MORSANI CENTER FOR ADVANCED HEALTH CARE		1,072	148	12%	1,220
CLINICORE		1,124	91	7%	1,215
COASTAL PEDIATRIC GROUP		1,052	158	13%	1,210
EPN URGENT CARE NAPLES	2	792	407	34%	1,201
ARCPPOINT LABS OF CORAL SPRINGS FL		992	201	17%	1,193
CATALYST WALK IN CLINIC		931	234	20%	1,165
MINUTE CLINIC INCORPORATE		1,118	42	4%	1,160
PENSACOLA PEDIATRICS PA - TIGER POINT	24	988	120	11%	1,132
CAPSTONE HEALTHCARE		802	330	29%	1,132
CAPE CANAVERAL HOSPITAL		837	292	26%	1,129
VERITAS GENETICS	61	945	119	11%	1,125
STEWART REFERENCE LABORATORY	1	611	511	46%	1,123
EMERALD COAST PEDIATRICS		1,058	57	5%	1,115
INTERLACHEN PEDIATRICS PA		1,052	60	5%	1,112
TYNDALL AIR FORCE BASE		902	210	19%	1,112
FISHERMENS HOSPITAL CLINICAL LAB		1,013	93	8%	1,106
INTERLACHEN PEDIATRICS		1,062	43	4%	1,105
GENEIQ		1,039	64	6%	1,103
PRIMARY CARE OF THE TREASURE COAST		963	134	12%	1,097
EAST LAKE PEDIATRICS		968	128	12%	1,096
XYZ LABORATORY	8	942	146	13%	1,096
PROFESSIONAL HEALTH EXAMINERS		938	148	14%	1,086

COVID-19: testing by laboratory

Data through Apr 18, 2021 verified as of Apr 19, 2021 at 09:25 AM

Data in this report are provisional and subject to change.

The numbers in the table below represent the number of Florida and non-Florida residents for whom test results were received by the Department of Health. A person can be tested by more than one laboratory and can have both positive and negative results. **Therefore, the sum of the numbers in each column will be larger than the total number of people tested.**

Reporting lab	Inconclusive	Negative	Positive	Percent positive	Total
SPEARHEAD MEDICAL		980	100	9%	1,080
HALIFAX MEDICAL CENTER-PORT ORANGE LAB		920	149	14%	1,069
HENDRY REGIONAL MEDICAL CENTER CLINICAL LABORATORY		809	258	24%	1,067
AMERICAN FAMILY CARE PENSACOLA WEST		533	533	50%	1,066
RAINBOW RIVER MEDICAL LABORATORY		978	83	8%	1,061
MINUTECLINIC, LLC DBA MINUTECLINIC #4717		1,017	42	4%	1,059
MEDLAB DIAGNOSTICS, LLC		983	76	7%	1,059
LENCO MEDICAL LABORATORY		1,001	56	5%	1,057
BETHESDA HEALTH URGENT CARE		878	156	15%	1,034
ALTAMONTE MD		799	219	22%	1,018
WOODLANDS MEDICAL SPECIALISTS		753	262	26%	1,015
NORTH OKALOOSA MEDICAL CENTER		671	341	34%	1,012
VRL EUROFINIS - DALLAS		998	13	1%	1,011
THE HEALTH CENTER OF PLANT CITY		932	77	8%	1,009
VERITOR		850	158	16%	1,008
PHAROS HEALTH		756	252	25%	1,008
ADVENTHEALTH EXPRESS CARE AT WALGREENS		875	131	13%	1,006
CLARITY LABS		896	103	10%	999
LAKELAND REGIONAL HEALTH - PWC/OB		36	954	96%	990
NORTH FLORIDA PEDIATRICS PA - SUWANNEE	3	857	129	13%	989
BAPTIST HEALTH - MD ANDERSON CANCER CENTER		977	5	1%	982
CHILDRENS MEDICAL ASSOCIATION		891	88	9%	979
COVANCE CLINICAL RESEARCH UNIT INC		950	26	3%	976
CARE ONE OF FLORIDA LLC		687	285	29%	972
6TH MEDICAL GROUP - MCDILL AFB	1	913	52	5%	966
C.W. BILL YOUNG VA MEDICAL CENTER	1	22	943	98%	966
VIERA HOSPITAL, INC		777	188	19%	965
LOOP PEDIATRICS PA	3	810	152	16%	965
UNIVERSITY OF WEST FLORIDA STUDENT HEALTH SERVICES	1	836	127	13%	964
HISTOPATHOLOGY SERVICES, LLC		854	107	11%	961
NORTH FLORIDA MEDICAL GROUP		806	152	16%	958
FAST TRACK URGENT CARE CENTER		4	953	100%	957
CYPRESS VILLAGE	1	929	25	3%	955
BREVARD HEALTH ALLIANCE INC, THE		899	52	5%	951
MOLECULAR TESTING LABS		862	89	9%	951
NORTH SHORE LIJ URGENT CARE PC		893	55	6%	948
CVS HEALTH		746	199	21%	945
ENCOMPASS HEALTH		915	22	2%	937
NORTH FLORIDA PEDIATRICS PA	2	815	116	12%	933
BREVARD HEALTH ALLIANCE		647	285	31%	932
INTEGRITY LABORATORIES, LLC	4	761	165	18%	930
JACKSONVILLE BEACH PEDIATRIC CARE CENTER		861	67	7%	928
TACACHALE CLINICAL LABORATORY	1	876	49	5%	926
DEPARTMENT OF CLINICAL LABS	1	903	20	2%	924
GENE TOX WORLDWIDE	60	736	125	14%	921
CONSULATE HEALTH CARE OF NEW PORT RICHEY	2	789	126	14%	917
DOCTOR'S MEMORIAL HOSPITAL		751	165	18%	916

COVID-19: testing by laboratory

Data through Apr 18, 2021 verified as of Apr 19, 2021 at 09:25 AM

Data in this report are provisional and subject to change.

The numbers in the table below represent the number of Florida and non-Florida residents for whom test results were received by the Department of Health. A person can be tested by more than one laboratory and can have both positive and negative results. **Therefore, the sum of the numbers in each column will be larger than the total number of people tested.**

Reporting lab	Inconclusive	Negative	Positive	Percent positive	Total
LEE COUNTY EMERGENCY MEDICAL SERVICE	1	790	123	13%	914
ABBOTT LABORATORIES		792	120	13%	912
LAB DOCTOR		792	116	13%	908
SPRING HILL HEALTH AND REHABILITATION CENTER		882	25	3%	907
PENSACOLA PEDIATRICS	2	811	92	10%	905
24 HOUR PEDIATIC CARE CENTER	4	832	61	7%	897
FAMILY HEALTH CENTERS OF SOUTHWEST FLORIDA INC		801	95	11%	896
Point of Care Testing	1	125	767	86%	893
REDI MED LLC		719	168	19%	887
FG RAPID RESULTS	5	528	348	40%	881
NCHMD, INC SOUTHEAST IMMEDIATE CARE		680	194	22%	874
DAIRY ROAD URGENT CARE	2	733	138	16%	873
COASTAL PHYSICIANS, LLC		702	166	19%	868
EAST LAKE PEDIATRICS PA		792	75	9%	867
PALM GARDEN OF PORT SAINT LUCIE		855	11	1%	866
MIDWAY SPECIATLY CARE CENTER	3	640	222	26%	865
CALHOUN LIBERTY HOSPITAL		694	167	19%	861
SOLARIS HEALTHCARE CHARLOTTE HARBOR		807	52	6%	859
Tampa Lakes Health and Rehabilitation Center	2	782	73	9%	857
MINUTECLINIC LLC, #10357		848	6	1%	854
CRUCIAL CARE EMERGENCY MEDICINE DOCTORS		683	170	20%	853
Victoria Nursing and Rehabilitation Center		798	54	6%	852
BERNHARDT LABORATORIES	2	769	79	9%	850
FAMILY HEALTH CENTERS OF SWF LABS	2	741	107	13%	850
Fernandina Beach Rehabilitation and Nursing Center	1	824	19	2%	844
AUGUSTUS LABS LLC		696	148	18%	844
PRIMARY CARE SERVICES AT ST ANDREWS ESTATES		836	2	0%	838
ANY LAB TEST NOW	1	565	266	32%	832
CENTRAL FLORIDA HEALTH CARE INC		714	118	14%	832
PALACE NURSING HOME & REHAB CENTER		790	40	5%	830
CLINICAL PATHOLOGY LABS INC		743	86	10%	829
FLORIDA GULF COAST UNIVERSITY		631	196	24%	827
PEBBLEBROOK PHARMACY	1	689	131	16%	821
FLORIDA HOSPITAL ORLANDO		743	74	9%	817
PRIMARY CARE SERVICES AT INDIAN RIVER ESTATES		792	25	3%	817
SOUTHEAST ALABAMA MEDICAL CENT		760	56	7%	816
LIFE CARE CENTER OF NEW PORT RICHEY		778	37	5%	815
ASAP LABS LLC	7	655	151	19%	813
ASCENSION ST VINCENT'S - CLAY		775	35	4%	810
DYNIX DIAGNOSTICS	2	528	276	34%	806
RESTORE HEALTH URGENT CARE		649	155	19%	804
FLAGLER COUNTY HEALTH DEPARTMENT	3	622	177	22%	802
AMERICAN MEDICAL RESPONSE		793	8	1%	801
GOLDEN GATE FAMILY CLINIC		332	469	59%	801
NITE LITE PEDIATRICS		234	564	71%	798
POINT WASHINGTON MEDICAL CLINIC	1	588	209	26%	798
MILLER BIOCONNECT		726	72	9%	798

COVID-19: testing by laboratory

Data through Apr 18, 2021 verified as of Apr 19, 2021 at 09:25 AM

Data in this report are provisional and subject to change.

The numbers in the table below represent the number of Florida and non-Florida residents for whom test results were received by the Department of Health. A person can be tested by more than one laboratory and can have both positive and negative results. **Therefore, the sum of the numbers in each column will be larger than the total number of people tested.**

Reporting lab	Inconclusive	Negative	Positive	Percent positive	Total
TELESCOPE HEALTH LLC	4	671	121	15%	796
EXPRESS PHARMACY		739	57	7%	796
NONE		308	487	61%	795
VITAS HEALTHCARE CORPORATION OF FLA	1	781	5	1%	787
PEDIATRIC HEALTHCARE ALLIANCE		739	46	6%	785
ADVENTHEALTH MEDICAL GROUP PROMPT CARE		563	219	28%	782
GULF COAST VILLAGE		740	41	5%	781
AFC URGENT CARE CLEARWATER	1	171	604	78%	776
VENICE REGIONAL BAYFRONT HEALTH (PULMONARY)		637	134	17%	771
NORTH FL SOUTH GA HCS-LAKE CITY		749	20	3%	769
WHITE-WILSON MEDICAL CENTER - FORT WALTON BEACH		745	23	3%	768
CITY MEDICAL OF NEW JERSEY, PC		697	70	9%	767
MOORINGS PARK INSTITUTE, INC, THE		736	30	4%	766
WILLOWBROOKE COURT AT EDGEWATER POINTE ESTATES		753	9	1%	762
KENDALL HEALTHCARE PROPERTIES DBA	2	731	28	4%	761
PALM GARDEN OF VERO BEACH		712	48	6%	760
ETHOS WELLNESS PHARMACY		710	49	6%	759
SOUTHERN OAKS CARE CENTER	1	715	38	5%	754
ORLANDO HEALTH AND REHAB CENTER		707	45	6%	752
NORTHEAST FLORIDA NEUROLOGY CLINICS, INC		637	113	15%	750
BOND AND STEELE CLINIC PA		537	207	28%	744
BOND CLINIC PA PEDIATRICS DEPT		690	52	7%	742
ADVENT HEALTH LAB - ORLANDO		434	308	42%	742
MEDICAL CENTER OF DELTONA, INC		635	106	14%	741
SANTA ROSA MEDICAL GROUP		575	166	22%	741
PHYSICIANS STAT LAB INC		647	91	12%	738
BOCA GRANDE HEALTH CLINIC		698	40	5%	738
MAIN STREET MEDICAL CENTER		208	529	72%	737
BRISTOL AT TAMPA, THE	4	707	14	2%	725
CARITHERS PEDIATRIC GROUP		667	57	8%	724
MOUNT SINAI LABORATORY		686	35	5%	721
DISNEY COVID TEST SITE		703	15	2%	718
J AND G MEDICAL GROUP LLC		589	129	18%	718
Crestview Rehabilitation Center	5	583	129	18%	717
ORANGE BLOSSOM FAMILY HEALTH		680	36	5%	716
TOTAL RENAL LABORATORIES INC DBA DAVITA LABS		609	104	15%	713
PEDIATRIC HEALTHCARE ALLIANCE PA		652	57	8%	709
LIFE CARE CENTER OF PENSACOLA		659	49	7%	708
GRAND COURT TAMPA		701	4	1%	705
WHITE WILSON MEDICAL CENTER PA - NAVARRE		580	124	18%	704
BUFFALO CROSSING HEALTHCARE & REHABILITATION CTR		683	16	2%	699
BHA CENTRAL COUNTY CLINIC		622	74	11%	696
PREMIER MEDICAL LABORATORY SERVICES	2	468	225	32%	695
NCH HEALTHCARE SYSTEM MICROBIOLOGY LAB		2	690	100%	692
LIFE CARE CENTER OF ORANGE PARK		659	32	5%	691
ARTHREX MEDICAL CENTER	1	553	136	20%	690
MANOR PINES CONVALESCENT CENTER LLC	1	666	23	3%	690

COVID-19: testing by laboratory

Data through Apr 18, 2021 verified as of Apr 19, 2021 at 09:25 AM

Data in this report are provisional and subject to change.

The numbers in the table below represent the number of Florida and non-Florida residents for whom test results were received by the Department of Health. A person can be tested by more than one laboratory and can have both positive and negative results. **Therefore, the sum of the numbers in each column will be larger than the total number of people tested.**

Reporting lab	Inconclusive	Negative	Positive	Percent positive	Total
GULF COAST MOLECULAR LABORATORIES	13	571	104	15%	688
THE PRESERVE		678	10	1%	688
SUWANNEE HEALTH AND REHABILITATION CENTER		682	5	1%	687
NATURE COAST MEDICAL GROUP		563	120	18%	683
JOHN KNOX VILLAGE HEALTH CENTER		655	27	4%	682
FORT MYERS INTERNAL MEDICINE, LLC		615	66	10%	681
MEDICAL FP – WHOLE FAMILY HEALTH CENTER		557	120	18%	677
CLINICAL ENTERPRISE, INC		654	22	3%	676
TREE HOUSE PEDIATRICS PLLC		606	68	10%	674
MANOR CARE HEALTH SERVICES - FT MYERS		646	26	4%	672
MEDONE URGENT CARE CENTER		449	223	33%	672
MINI ER ADULT AND PEDIATRIC URGENT CARE		574	98	15%	672
DIAMOND RIDGE HEALTH AND REHABILITATION		635	35	5%	670
BALDWIN PEDIATRICS	1	637	31	5%	669
EDEN SPRINGS NURSING AND REHAB CENTER		555	111	17%	666
VETERANS AFFAIRS MEDICAL CENTER	1	45	620	93%	666
HOLMES REGIONAL MEDICAL CENTER		11	653	98%	664
NCH HEALTHCARE BONITA		522	140	21%	662
CLEWISTON NURSING AND REHABILITATION CENTER		647	14	2%	661
ST JOHN'S NURSING CENTER		637	24	4%	661
MEDONE URGENT CARE AT ST. AUGUSTINE		225	435	66%	660
RAINBOW PEDIATRIC CENTER PA		618	41	6%	659
POINT OF CARE TESTING SITE		630	26	4%	656
PALM GARDEN OF CLEARWATER		637	18	3%	655
GOLDEN GLADES NURSING & REHABILITATION CTR		636	19	3%	655
CLIFFORD CHESTER SIMS STATE VETERANS		639	12	2%	651
MAVERICK LABS		461	189	29%	650
CHILDRENS CLINIC WEST FLORIDA PEDIATRICS		597	53	8%	650
LIFE CARE CENTER OF HILLIARD		626	22	3%	648
MAYFLOWER ASSISTED LIVING		641	7	1%	648
VITAS HEALTHCARE CORP OF CENTRAL FL		622	25	4%	647
WILLOW BROOKE COURT AT INDIAN RIVER ESTATES		599	45	7%	644
MID-FLORIDA PATHOLOGY		480	164	25%	644
Signature HealthCare Center of Waterford		609	35	5%	644
NSPIRE HEALTHCARE MIAMI LAKES	8	614	15	2%	637
CHURCH OF SCIENTOLOGY FLAG SERVICE ORGANIZATION		621	15	2%	636
EMERALD SHORES HEALTH AND REHABILITATION		537	97	15%	634
SAINTS 120 LLC	1	597	34	5%	632
PHYSICIANS PRIMARY CARE LAB	1	552	77	12%	630
WATSON THERAPEUTICS INC	1	592	34	5%	627
VETERANS AFFAIRS MEDICAL CENTER - JAMES A HALEY			624	100%	624
SHORE ACRES CARE CENTER		579	40	6%	619
SEBASTIAN RIVER MEDICAL CENTER	3	441	175	28%	619
OCALA FAMILY MEDICAL CENTER INC	2	540	77	12%	619
QUOTIENT SCIENCES		596	22	4%	618
CONSULATE HEALTHCARE OF VERO BEACH	14	520	83	13%	617
SEMINOLE NURSING PAVILION		608	8	1%	616

COVID-19: testing by laboratory

Data through Apr 18, 2021 verified as of Apr 19, 2021 at 09:25 AM

Data in this report are provisional and subject to change.

The numbers in the table below represent the number of Florida and non-Florida residents for whom test results were received by the Department of Health. A person can be tested by more than one laboratory and can have both positive and negative results. **Therefore, the sum of the numbers in each column will be larger than the total number of people tested.**

Reporting lab	Inconclusive	Negative	Positive	Percent positive	Total
BALDOMERO LOPEZ STATE VETERANS NURSING HOME	2	608	5	1%	615
SIGNATURE HEALTHCARE OF BROOKWOOD GARDENS		606	9	1%	615
SABAL PALMS HEALTH AND REHAB		560	53	9%	613
VALENCIA HILLS HEALTH AND REHABILITATION CENTER		599	14	2%	613
BAPTIST PRIMARY CARE	2	494	115	19%	611
HMA SANTA ROSA MEDICAL CENTER LLC DBA		489	122	20%	611
DXTERITY DIAGNOSTICS	2	571	38	6%	611
HOLY CROSS HOSPITAL		12	598	98%	610
CONTINENTAL CLINICAL RESEARCH, LLC		538	70	12%	608
RUSKIN HEALTH CENTER	1	376	231	38%	608
HEARTLAND PEDIATRICS OF LAKE WALES		547	57	9%	604
MANOR CARE NURSING CENTER OF SARASOTA FL LLC		517	87	14%	604
CHILDRENS MEDICAL ASSOCIATION PA		535	68	11%	603
AMERICA'S PHARMACY LLC		532	71	12%	603
LIFEBRITE	2	384	216	36%	602
ADVENT HEALTH - DELTONA ER		502	100	17%	602
DASCENA, INC	3	537	60	10%	600
PATIENTS FIRST - MAHAN DRIVE		164	436	73%	600
AFC URGENT CARE FAMILY CARE			599	100%	599
PALM GARDEN OF TAMPA		570	29	5%	599
EXPRESS URGENT CARE LLC		1	594	100%	595
HARBOUR HEALTH CENTER		577	17	3%	594
BROOKDALE FORT MYERS CYPRESS LAKE		590	2	0%	592
THERADOC		152	439	74%	591
SOLARIS HEALTHCARE LAKE CITY		489	101	17%	590
VILLA MARIA NURSING & REHAB CENTER INC	1	573	16	3%	590
SHORELINE PHYSICIAN GROUP		364	220	38%	584
FHMG FLORIDA HOSPITAL MEDICAL GROUP		541	43	7%	584
APLS SERVICES LLC D/B/A CLEAR DIAGNOSTICS	13	560	10	2%	583
PIONEER CLINICAL LAB LLC		475	108	19%	583
UNIVERSITY OF TAMPA INC, THE		561	21	4%	582
Plantation Bay Rehabilitation Center		558	24	4%	582
NAPLES CHILDREN'S URGENT CARE		510	70	12%	580
PALMETTO FAMILY HEALTHCARE	1	373	203	35%	577
PALM GARDEN OF OCALA		478	99	17%	577
MICHAEL A MIDDLETON MD PA		546	31	5%	577
PRINCIPLE LABORATORY	8	552	16	3%	576
URGENT CARE EXPRESS LLC		234	341	59%	575
SOUTHERN LABORATORY SERVICES OF NWF		535	38	7%	573
FLORIDA HOSPITAL WAUCHULA		428	144	25%	572
MEDICAL VB		451	121	21%	572
TENNESSEE DOH - NASHVILLE	2	504	66	12%	572
E-LAB OF FLORIDA		519	50	9%	569
ECCOLAB GROUP	1	148	418	74%	567
WELL-BEING MEDICAL CENTER PLLC		514	52	9%	566
INTERNAL MEDICINE & PEDIATRICS OF TAMPA BAY PA		489	76	13%	565
HOPE HOSPICE AND COMMUNITY SERVICES INC	14	528	21	4%	563

COVID-19: testing by laboratory

Data through Apr 18, 2021 verified as of Apr 19, 2021 at 09:25 AM

Data in this report are provisional and subject to change.

The numbers in the table below represent the number of Florida and non-Florida residents for whom test results were received by the Department of Health. A person can be tested by more than one laboratory and can have both positive and negative results. **Therefore, the sum of the numbers in each column will be larger than the total number of people tested.**

Reporting lab	Inconclusive	Negative	Positive	Percent positive	Total
PREMIER MEDICAL CENTER LLC	11	524	28	5%	563
FOUNTAIN MANOR HEALTH AND REHAB CENTER	1	541	20	4%	562
HEALTH CENTER AT BRENTWOOD	1	514	46	8%	561
AFC URGENT CARE SEMINOLE	1		560	100%	561
AFC URGENT CARE		157	404	72%	561
NEMOURS CHILDERN'S HOSPITAL		453	108	19%	561
FLORIDA HOSPITAL MEDICAL GROUP		333	228	41%	561
FLORIDA DEPARTMENT OF HEALTH IN CALHOUN COUNTY		426	133	24%	559
MANOR OAKS NURSING & REHAB CENTER	5	550	2	0%	557
NEW YORK HOSPITAL LABORATORIES	1	540	15	3%	556
DOH - INDIAN RIVER		465	90	16%	555
The Sands at South Beach		549	4	1%	553
PALM GARDEN OF JACKSONVILLE	2	471	80	14%	553
AFC URGENT CARE TYRONE		4	549	99%	553
VETERANS AFFAIRS MEDICAL CENTER - GAINESVILLE		3	548	99%	551
The Manor at Blue Water Bay		490	60	11%	550
ARCPPOINTS LABS		482	67	12%	549
VETERANS AFFAIRS MEDICAL CENTER - BAY PINES		18	530	97%	548
VITAE DIAGNOSTICS		534	13	2%	547
CARE ONE OF FLORIDA	1	388	158	29%	547
NCF DIAGNOSTICS & DNA TECHNOLOGIES	15	213	318	58%	546
RICARDO NAVARRO DO PA		464	81	15%	545
COASTAL URGENT CARE		428	116	21%	544
THE PALACE AT HOMESTEAD	1	521	21	4%	543
DOCTORS CENTER,THE		432	111	20%	543
WEST GABLES HEALTH CARE CENTER		529	11	2%	540
MEMORIAL PEMBROKE 24/7 CARE CENTER		414	125	23%	539
FIRST CHOICE PEDIATRICS		434	104	19%	538
FLOMEDILAB		300	235	44%	535
SANDBAY URGENT CARE		433	100	19%	533
RIVER GARDEN HEBREW HOME FOR THE AGED		476	56	11%	532
NURSING PLUS OF BROWARD LLC	1	509	22	4%	532
LAUDERDALE NURSING CENTER LLC	1	510	19	4%	530
MED FAST URGENT CARE CENTER		260	268	51%	528
MEDICAL CENTER CLINIC-IMMEDIATE CARE	1	423	104	20%	528
CITRUS NURSING CENTER LLC		480	47	9%	527
JACKSON MEMORIAL PERDUE MEDICAL CENTER		498	28	5%	526
JACKSON MEMORIAL LONG TERM CARE CENTER		492	32	6%	524
ADVENTHEALTH MEDICAL GROUP PROMPT CAR	1	386	136	26%	523
STEWART SEBASTIAN RIVER MEDICAL CENTER		461	57	11%	518
LIFE CARE CENTER OF PALM BAY		490	28	5%	518
ADVENT HEALTH - WESTCHASE ER		448	69	13%	517
DBI HEALTH INC		502	15	3%	517
FLORIDA DEPARTMENT OF HEALTH CLAY COUNTY	1	417	98	19%	516
ENZO CLINICAL LABS INC	3	486	26	5%	515
HILLCREST HEALTH CARE & REHABILITATION CENTER	3	496	15	3%	514
MEDFAST URGENT CARE CENTERS		231	283	55%	514

COVID-19: testing by laboratory

Data through Apr 18, 2021 verified as of Apr 19, 2021 at 09:25 AM

Data in this report are provisional and subject to change.

The numbers in the table below represent the number of Florida and non-Florida residents for whom test results were received by the Department of Health. A person can be tested by more than one laboratory and can have both positive and negative results. **Therefore, the sum of the numbers in each column will be larger than the total number of people tested.**

Reporting lab	Inconclusive	Negative	Positive	Percent positive	Total
BENTON PEDIATRICS INC		460	54	11%	514
CHAUTAUQUA REHABILITATION AND NURSING CENTER		503	10	2%	513
Good Samaritan Society Kissimmee Village		446	65	13%	511
Palm Garden of Largo		507	4	1%	511
LITTLE PINE PEDIATRICS PLLC	3	446	61	12%	510
ANCIENT CITY PEDIATRICS	1	489	20	4%	510
PALM GARDEN OF WINTER HAVEN	3	491	16	3%	510
SUSANNA WESLEY HEALTH CENTER		473	37	7%	510
SUNSHINE URGENT CARE LLC		356	154	30%	510
HOSPICE OF THE FLORIDA SUNCOAST,THE		504	5	1%	509
ST CLOUD REGIONAL MEDICAL CENTER CLINICAL LAB		394	113	22%	507
HERON POINTE HEALTH AND REHABILITATION	1	503	3	1%	507
BROWARD PARTNERSHIP	6	492	8	2%	506
CARENOW	2	284	219	43%	505
ADDINGTON PLACE AT WELLINGTON GREEN		493	11	2%	504
ORLANDO HEALTH CENTER FOR REHABILITATION		490	14	3%	504
SOLARIS HEALTHCARE OSCEOLA		477	25	5%	502
MANOR AT CARPENTERS		468	32	6%	500
CLINICAL PATHOLOGY LABS		388	111	22%	499
ASCEND CLINICAL	7	415	77	15%	499
GANDY CROSSING CARE CENTER	1	482	16	3%	499
PARKLANDS FACILITY INC	4	453	42	8%	499
PW WINDERMERE SUBTENANT LLC		495	3	1%	498
FLO-MEDILAB SERVICES LLC		194	303	61%	497
NORTH FLORIDA RETIREMENT VILLAGE		494	3	1%	497
Solaris Healthcare Daytona	2	445	47	10%	494
MAGNOLIA FAMILY URGENT CARE		444	47	10%	491
GOOD SAMARITAN CENTER		487	3	1%	490
FLORIDA HOSPITAL HEARTLAND MED CTR LAKE PLACID		379	110	22%	489
Quest Diag Unspecifd	1	326	162	33%	489
ADVENT HEALTH - TIMBERRIDGE ER		411	77	16%	488
ORLANDO VA MEDICAL CENTER		2	486	100%	488
MEDIPATH		57	427	88%	484
MEMPHIS PATHOLOGY LABORATORY	5	456	23	5%	484
STARKE FAMILY MEDICAL CENTER		391	92	19%	483
FAIRWAY OAKS CENTER LLC	6	471	6	1%	483
Ocala Health and Rehabilitation Center		461	22	5%	483
NEW PLANT CITY FAMILY CARE	1	263	218	45%	482
QUALITOX LABORATORIES		299	183	38%	482
PORT SAINT LUCIE HOSPITAL		473	9	2%	482
Cypress Cove Care Center		382	100	21%	482
HARTS HARBOR HEALTH CARE CENTER		457	24	5%	481
PALM GARDEN OF ORLANDO		446	34	7%	480
Colonial Lakes Health Care		434	45	9%	479
WELL HEALTH WORKS	1	430	47	10%	478
CONSULATE HEALTH CARE OF BAYONET POINT	4	467	7	1%	478
NAVAL HOSPITAL - JACKSONVILLE		137	340	71%	477

COVID-19: testing by laboratory

Data through Apr 18, 2021 verified as of Apr 19, 2021 at 09:25 AM

Data in this report are provisional and subject to change.

The numbers in the table below represent the number of Florida and non-Florida residents for whom test results were received by the Department of Health. A person can be tested by more than one laboratory and can have both positive and negative results. **Therefore, the sum of the numbers in each column will be larger than the total number of people tested.**

Reporting lab	Inconclusive	Negative	Positive	Percent positive	Total
MOBILE MEDICAL ASSOCIATES PL	17	408	52	11%	477
Consulate Health Care of North Fort Myers		464	13	3%	477
NEW YORK PRESBYTERIAN - CUMC CLINICAL		457	19	4%	476
ADVENTHEALTH EXPRESS CARE AT WALGREENS 49TH STREET		405	71	15%	476
PEDIATRICS IN BREVARD PA		419	57	12%	476
NORTH FLORIDA REHABILITATION & SPECIALTY CARE☐		469	6	1%	475
Williston Care Center		411	63	13%	474
PEDIATRIC ASSOCIATES OF OCALA PA		436	37	8%	473
MOOSEHAVEN HEALTH CENTER		430	43	9%	473
BAPTIST PRIMARY CARE, INC		441	31	7%	472
DIGNITY HEALING, LLC		454	17	4%	471
Solaris HealthCare Windermere		437	33	7%	470
EPN URGENT CARE		83	387	82%	470
NTD_EUROFINS_AIMS		429	40	9%	469
MEDSCAN LABORATORY INC	1	253	215	46%	469
TRINITY REGIONAL REHAB CENTER		447	21	4%	468
TIDEWELL HOSPICE INC	2	459	7	1%	468
ABBAY DELRAY		461	6	1%	467
BONIFAY NURSING AND REHAB CENTER		435	31	7%	466
PEDIATRICS BY THE SEA		443	23	5%	466
Q ANSWER LAB	1	406	59	13%	466
BROOKDALE PALMER RANCH	1	407	57	12%	465
Darcy Hall Of Life Care		451	13	3%	464
VITAS LUTHERAN TOWERS INPATIENT PROGRAM		400	64	14%	464
ELLENTON PEDIATRICS		445	19	4%	464
Santa Rosa Center for Rehabilitation and Healing		392	71	15%	463
ASSOCIATESMD MEDICAL GROUP INC		394	69	15%	463
PALM BEACH COUNTY FIREFIGHTERS HEALTH CLINIC, LLC		389	73	16%	462
PLANT CITY PEDIATRICS	1	369	92	20%	462
THE PALACE MANAGEMENT - THE PALACE AT CORAL GABLES		458	3	1%	461
VITAS HEALTHCARE CORPORATION		455	5	1%	460
CLERMONT HEALTH AND REHABILITATION CENTER		426	32	7%	458
KINDRED HOSPITAL	10	427	21	5%	458
PINES OF SARASOTA		448	9	2%	457
UNIVERSITY OF TAMPA STUDENT HEALTH AND SHC CLINICAL LABORATORY		289	168	37%	457
Life Care Center of Punta Gorda	1	441	15	3%	457
Parkview Rehabilitation Center at Winter Park		446	10	2%	456
JAMES A HALEY VETERANS HOSPITAL			456	100%	456
CLARIDGE HOUSE NURSING CENTER		437	18	4%	455
EXPERTUS LABORATORIES INC		374	81	18%	455
EMERALD COAST PEDIATRICS & ADOL		391	63	14%	454
AMEERAH LABS, LLC	2	367	84	19%	453
SOLARIS HEALTHCARE MERRITT ISLAND		403	49	11%	452
BROOKSVILLE HEALTHCARE CENTER LLC☐		438	13	3%	451
THE SPRINGS AT BOCA CIEGA BAY		439	11	2%	450
HEALTHY STEPS PEDIATRICS		402	47	10%	449
ENCOMPASS HEALTH REHABILITATION HOSPITAL OF SUNRISE	8	434	7	2%	449

COVID-19: testing by laboratory

Data through Apr 18, 2021 verified as of Apr 19, 2021 at 09:25 AM

Data in this report are provisional and subject to change.

The numbers in the table below represent the number of Florida and non-Florida residents for whom test results were received by the Department of Health. A person can be tested by more than one laboratory and can have both positive and negative results. **Therefore, the sum of the numbers in each column will be larger than the total number of people tested.**

Reporting lab	Inconclusive	Negative	Positive	Percent positive	Total
THE VILLAGES REGIONAL HOSPITAL FREESTANDING		404	44	10%	448
FAMILY EXPRESS URGENT CARE		5	442	99%	447
SMA SPECIALTY MEDICAL LAB		120	326	73%	446
PENSACOLA PEDIATRICS MILTON		388	58	13%	446
DIAMOND RIDGE HEALTH AND REHABILITATION CENTER		424	22	5%	446
Manatee Springs Rehabilitation and Nursing Center		422	20	5%	442
EMERITUS AT NAPLES	2	439	1	0%	442
SOLARIS HEALTHCARE BAYONET POINT		424	17	4%	441
WHITE-WILSON MEDICAL CENTER - NICEVILLE		393	48	11%	441
ST ANDREWS BAY SKILLED NURSING &		379	61	14%	440
ROLLINS COLLEGE WELLNESS CENTER		130	309	70%	439
UNIVERSITY OF CENTRAL FLORIDA HEALTH SERVICES		424	14	3%	438
Bardmoor Oaks Healthcare and Rehabilitation Center		422	14	3%	436
PRO HEALTH		188	248	57%	436
BROOKDALE LAKE TAVARES		429	6	1%	435
AMBULATORY SURGERY CENTER OF BOCA RATON LTD		431	4	1%	435
TREASURE COAST COMMUNITY HEALTH	3	359	73	17%	435
INDIAN RIVER CTR, LLC		382	52	12%	434
LA MER NH LLC		428	6	1%	434
FAMILY CARE PARTNERS OF NORTHEAST FLORIDA LLC		357	77	18%	434
HEALTHWORKS MED GROUP OF FLORIDA PA	3	421	9	2%	433
APP-UNIPATH, LLC	2	416	15	3%	433
ABBOTT DIAGNOSTICS		409	22	5%	431
PALM GARDEN OF WEST PALM BEACH	4	412	15	3%	431
FLORIDA DEPT OF HEALTH IN BREVARD COUNTY	3	364	63	15%	430
AVECINA MEDICAL JULINGTON	1	240	189	44%	430
MANORCARE HEALTH SERVICES - VENICE		372	56	13%	428
ST PETERSBURG PEDIATRICS-PARK BLVD		384	42	10%	426
WATERMARK LAKE POINTE WOODS LLC		408	18	4%	426
ORCHARD PARK HEALTH & REHABILITATION		420	5	1%	425
OKEECHOBEE COUNTY HEALTH DEPT	1	307	116	27%	424
FLORIDA DEPARTMENT OF HEALTH IN LIBERTY COUNTY	3	324	97	23%	424
AYERS HEALTH & REHABILITATION CENTER		417	7	2%	424
Bayside Care Center	1	403	20	5%	424
University Crossing		421	2	0%	423
Heartland Healthcare of Ft. Myers	1	420	2	0%	423
FLORIDA STATE HOSPITAL CLINICAL LABORATORY		419	3	1%	422
Destin Healthcare and Rehabilitation Center	1	381	40	9%	422
LEHIGH REGIONAL MEDICAL CENTER LAB	2	372	47	11%	421
VILLAGE DOCTORS OF KEYSTONE		336	85	20%	421
GARCIA CLINICAL LABORATORY		28	392	93%	420
TUSKAWILLA NURSING AND REHAB CENTER	2	409	7	2%	418
ST PETERSBURG PEDIATRICS-SEMINOLE BLVD		346	71	17%	417
SEASIDE HEALTH AND REHABILITATION CENTER		359	58	14%	417
MIDWAY SPECIALTY CARE CENTER	3	298	114	27%	415
AZALEA TRACE PHYSICIAN SERVICES		409	5	1%	414
FLORIDA DEPARTMENT OF HEALTH		361	52	13%	413

COVID-19: testing by laboratory

Data through Apr 18, 2021 verified as of Apr 19, 2021 at 09:25 AM

Data in this report are provisional and subject to change.

The numbers in the table below represent the number of Florida and non-Florida residents for whom test results were received by the Department of Health. A person can be tested by more than one laboratory and can have both positive and negative results. **Therefore, the sum of the numbers in each column will be larger than the total number of people tested.**

Reporting lab	Inconclusive	Negative	Positive	Percent positive	Total
BLOUNTSTOWN REHABILITATION CENTER LLC		307	106	26%	413
AVANTE AT OCALA INC	2	379	31	8%	412
PALMS OF SEBRING		375	37	9%	412
MANOR CARE OF BOYNTON BEACH LLC		388	24	6%	412
Life Care Center of Ocala		342	69	17%	411
LIFE CARE CENTER OF WINTER HAVEN		392	18	4%	410
Timberridge Center for Rehabilitation and Healing		375	35	9%	410
MINUTECLINIC LLC #3671		366	44	11%	410
DIAGNOSTIC & CLINICAL CARE SERVICES INC DBA		326	82	20%	408
HOLISTIX TREATMENT CENTERS		398	10	2%	408
PruittHealth Panama City	1	343	64	16%	408
SAMANTHA WILSON CARE CENTER	4	392	11	3%	407
TIDE LABORATORIES		362	45	11%	407
LIFE CARE PONTE VEDRA INC		396	11	3%	407
SUNLAND MARIANNA COX MEDICAL CENTER		363	43	11%	406
BRIDGEWATER PARK HEALTH AND REHAB		374	31	8%	405
ATLANTIC SHORES NURSING AND REHAB CENTER	1	393	10	2%	404
TRI-COUNTY NURSING AND REHABILITATION CENTER INC		389	15	4%	404
BOULEVARD REHABILITATION CENTER		388	15	4%	403
ORCHARD RIDGE CARE AND REHABILITATION CENTER		383	19	5%	402
NATIONS BEST FAMILY HEALTH CARE		220	181	45%	401
HEALTH CENTRAL PARK		333	67	17%	400
ONESTOP MEDICAL AND URGENT CARE LLC		348	50	13%	398
ADVENTHEALTH EXPRESS CARE AT		326	72	18%	398
MEDFAST URGENT CARE CENTER		167	231	58%	398
WALGREENS 3173		361	37	9%	398
HCSO OCCUPATIONAL HEALTH AND WELLNESS CENTER		319	78	20%	397
UR MEDICINE LABS- CENTRAL LABORATORY		371	25	6%	396
ELMCROFT PINECREST	1	367	27	7%	395
FLORIDA HEART & VASCULAR MULTISPECIALTY GROUP PA		293	102	26%	395
ORLANDO ORTHOPAEDIC OUTPATIENT SURGERY CENTER LLC		390	4	1%	394
MINI ER AND URGENT CARE		289	105	27%	394
HARDEE COUNTY HEALTH DEPARTMENT		316	76	19%	392
TAMARAC REHABILITATION & HEALTH CENTER		387	5	1%	392
Coastal Health and Rehabilitation Center		380	11	3%	391
BARBER		13	376	97%	389
SUN COUNTRY PEDIATRICS PLLC	9	345	33	9%	387
Bay Breeze Senior Living and Rehabilitation Center		333	53	14%	386
Stacey Health Care Centers Inc. dba Riverside Care Center		355	30	8%	385
SPECIALTY HEALTH AND REHABILITATION CENTER		360	25	6%	385
BHA TITUSVILLE CLINIC		357	27	7%	384
BAY VILLAGE OF SARASOTA INC		380	3	1%	383
ROSEWOOD HEALTH AND REHABILITATION CENTER		358	25	7%	383
PALM BEACH PEDIATRICS PA	2	332	49	13%	383
PEDIATRIC HEALTH CARE ALLIANCE, PA		342	41	11%	383
BROOKDALE PADDOCK HILLS	2	377	2	1%	381
SEA BREEZE REHAB AND NURSING CENTER		372	9	2%	381

COVID-19: testing by laboratory

Data through Apr 18, 2021 verified as of Apr 19, 2021 at 09:25 AM

Data in this report are provisional and subject to change.

The numbers in the table below represent the number of Florida and non-Florida residents for whom test results were received by the Department of Health. A person can be tested by more than one laboratory and can have both positive and negative results. **Therefore, the sum of the numbers in each column will be larger than the total number of people tested.**

Reporting lab	Inconclusive	Negative	Positive	Percent positive	Total
SERENADES IN THE VILLAGES		328	53	14%	381
BAPTIST PRIMARY CARE INC	1	353	27	7%	381
HEALTH PARK CARE CENTER		373	7	2%	380
PENSACOLA PEDIATRICS, PA		362	17	4%	379
OCEAN VIEW NURSING AND REHAB CENTER		357	22	6%	379
BARTON HEALTH ALLIANCE	3	331	45	12%	379
ACCESS MEDICAL CENTER	1	344	33	9%	378
SABAL DIRECT PRIMARY CARE, PA		311	67	18%	378
HARDEE MANOR HEALTH CARE CENTER	1	373	3	1%	377
AVANTE AT MT DORA		369	8	2%	377
SIGNATURE HEALTHCARE OF NORTH FLORIDA		373	4	1%	377
BAYA PHARMACY WEST		8	368	98%	376
WIMAUMA COMMUNITY HEALTH CENTER		312	63	17%	375
CHEEK AND SCOTT DRUGS INC		309	66	18%	375
LORI MCAULIFFE MD PA		333	42	11%	375
FAIR HAVENS CENTER, OPCO		368	7	2%	375
EXCEL PEDIATRICS		316	57	15%	373
HENDRY REGIONAL MEDICAL CENTER		107	266	71%	373
MADISON FACILITY INC		365	7	2%	372
METROPOLITAN HOSPITAL CENTER		365	7	2%	372
INNOVATIVE GENOMICS, LLC	2	334	36	10%	372
24/7 PEDIATRIC CARE CENTERS INC		350	21	6%	371
URGENT CARE BETHESDA	1	318	52	14%	371
MACDILL AIR FORCE BASE		330	41	11%	371
INFORM DIAGNOSTICS		361	9	2%	370
BAYSHORE DIAGNOSTICS		326	44	12%	370
VILLAGE DOCTORS FAMILY MEDICAL CENTER OF		305	64	17%	369
LIFE HOPE LABS, LLC		360	9	2%	369
SPRINGTREE REHAB & HEALTH CARE CENTER		345	24	7%	369
ADVENT HEALTH - TAMPA		148	221	60%	369
CORAL TRACE HEALTH CARE	2	362	5	1%	369
solaris Healthcare Parkway	2	350	17	5%	369
VETERANS AFFAIRS MEDICAL CENTER - LAKE CITY		52	316	86%	368
EPWORTH VILLAGE RETIREMENT COMMUNITY		361	6	2%	367
TRENTON MEDICAL CENTER INC DBA PALMS MEDICAL GROUP	4	270	93	25%	367
Life Care Center at Inverrary		356	10	3%	366
SANFORD LABORATORIES		333	32	9%	365
EMED LABS, LLC	3	346	15	4%	364
COLOR GENOMICS, INC.	2	356	6	2%	364
BODYK		353	10	3%	363
Vi at Lakeside Village Skilled Nursing		346	15	4%	361
FL HUD DESTIN, LLC D/B/A GRAND BOULEVARD HEALTH		320	39	11%	359
Solaris HealthCare Imperial		351	8	2%	359
ARCPOINT LABS OF SARASOTA MANATEE		275	83	23%	358
HAINES CITY REHABILITATION AND NURSING CENTER		334	24	7%	358
Palmetto Subacute Care Center		346	11	3%	357
JACKSONVILLE KIDS PEDIATRICS, PLLC		320	35	10%	355

COVID-19: testing by laboratory

Data through Apr 18, 2021 verified as of Apr 19, 2021 at 09:25 AM

Data in this report are provisional and subject to change.

The numbers in the table below represent the number of Florida and non-Florida residents for whom test results were received by the Department of Health. A person can be tested by more than one laboratory and can have both positive and negative results. **Therefore, the sum of the numbers in each column will be larger than the total number of people tested.**

Reporting lab	Inconclusive	Negative	Positive	Percent positive	Total
LASER & SURGERY CENTER OF THE PALM BEACHES☐		353	2	1%	355
Solaris Healthcare Coconut Creek		348	6	2%	354
KISSIMMEE FACILITY OPERATIONS LLC		330	24	7%	354
RITECARE MEDICAL CENTER		267	87	25%	354
HOLIDAY CVS LLC DBA CVS/PHARMACY #0440		338	16	5%	354
ST CATHERINE'S WEST REHABILITATION HOSPITAL		341	13	4%	354
LAKE EUSTIS HEALTH AND REHABILITATION CENTER		345	8	2%	353
Marshall Health and Rehabilitation Center		304	49	14%	353
ELMHURST HOSPITAL CENTER	1	322	30	8%	353
VILLAGE AT VIENNA SQUARE,THE☐	6	329	17	5%	352
ESTERO ISLAND MEDICAL CENTER		279	73	21%	352
MY CLINICAL LAB		223	129	37%	352
CORAL BAY HEALTHCARE AND REHABILITATION	1	338	12	3%	351
FOUNTAIN INN NURSING & REHABILITATION CTR, INC		344	6	2%	350
MY HEALTHY BLUEPRINT BY BAPTIST HEALTH CARE		296	54	15%	350
COMMUNITY HEALTH AND REHABILITATION CENTER		284	63	18%	347
BEAR CREEK NURSING CENTER		342	5	1%	347
SELECT REFERENCE LABORATORIES, LLC	1	333	12	3%	346
HEALTH DESIGNS		332	14	4%	346
The Care Center at Pinellas Park	1	333	11	3%	345
USAFSAM/PHE		175	170	49%	345
ADVANCED AMBULATORY SURGERY CENTER		332	13	4%	345
TAVARES PEDIATRICS		292	52	15%	344
FLORIDA HEALTH CARE PLANS			344	100%	344
ADVENT HEALTH CENTRA CARE - PALM COAST		80	262	77%	342
Solaris Healthcare Lake Bennet		304	37	11%	341
ARGO SENIOR LIVING AT HAVERHILL		320	21	6%	341
RIVERS FAMILY MEDICINE PA		259	82	24%	341
MANOR CARE OF NAPLES FL LLC		336	4	1%	340
AVANTE AT LEESBURG INC		335	5	1%	340
CRONOS CLINICAL LABORATORY	22	227	91	27%	340
FAMILY CARE PARTNERS OF NE FLORIDA LLC		265	74	22%	339
SOUTHWEST ORLANDO FAMILY MEDICINE, PL		280	58	17%	338
KEY WEST HEALTH AND REHAB	1	329	8	2%	338
MEDICAL CENTER AT OCEAN REEF,THE		321	17	5%	338
AVENTURA REHAB AND NURSING CENTER		321	16	5%	337
PALMS REHABILITATION AND HEALTHCARE CENTER		299	38	11%	337
The Grove Health and Rehabilitation		312	24	7%	336
GEORGIA PUBLIC HEALTH LABORATORY		310	26	8%	336
DEPARTMENT OF HEALTH BUREAU OF FAMILY		328	7	2%	335
FRICKS PHARMACY		271	63	19%	334
NORTH PINELLAS STATMED QUICK QUALITY CLINICS		236	97	29%	333
HOLLEY NAVARRE MEDICAL CLINIC		254	79	24%	333
PARTICLE THEORY LABS		309	23	7%	332
REGENTS PARK OF BOCA RATON☐		327	4	1%	331
VILLAGE PLACE NH LLC☐		300	31	9%	331
JACKSON PLAZA NURSING & REHAB CENTER	6	316	9	3%	331

COVID-19: testing by laboratory

Data through Apr 18, 2021 verified as of Apr 19, 2021 at 09:25 AM

Data in this report are provisional and subject to change.

The numbers in the table below represent the number of Florida and non-Florida residents for whom test results were received by the Department of Health. A person can be tested by more than one laboratory and can have both positive and negative results. **Therefore, the sum of the numbers in each column will be larger than the total number of people tested.**

Reporting lab	Inconclusive	Negative	Positive	Percent positive	Total
DELTONA HEALTH CARE		307	24	7%	331
Avante at St Cloud, Inc.		320	10	3%	330
Life Care Center at Wells Crossing		309	21	6%	330
KENNEDY PAIN CLINIC GROUP LLC		296	34	10%	330
RENAISSANCE AT THE TERRACES		326	3	1%	329
LabCorp (Non-Interfaced)	2	128	199	60%	329
HOSPICE OF LAKE & SUMTER INC	1	320	8	2%	329
BAPTIST HEALTH SOUTH FLORIDA - WEST BOCA URGENT CARE		269	59	18%	328
PHYSICIANS REGIONAL WALK-IN		195	132	40%	327
RULEME CENTER	2	295	30	9%	327
GOOD SAMARITAN SOCIETY-DAYTONA		305	21	6%	326
LUIS A GHIGLINO MD PA		315	11	3%	326
SILVER CREEK SENIOR LIVING COMMUNITY		321	5	2%	326
AMERICAN FINNISH NURSING HOME	2	316	8	2%	326
PIONEER CLINICAL LAB, LLC		212	113	35%	325
AVON PARK PEDIATRICS INC	3	288	34	10%	325
Avante at Inverness		321	3	1%	324
FLETCHER HEALTH AND REHABILITATION CENTER		323	1	0%	324
BAPTIST HEALTH URGENT CARE AT PLANTATION		266	58	18%	324
MANORCARE AT LELY PALMS		318	5	2%	323
ROSEN MEDICAL CENTER		281	42	13%	323
WESTCHESTER GARDENS LIMITED PARTNERSHIP		314	9	3%	323
MACCLENNY NURSING AND REHAB		304	18	6%	322
SIGNATURE HEALTHCARE AT THE COURTYARD		274	47	15%	321
Concordia Village of Tampa AL		316	5	2%	321
ST LUCIE EMPLOYEE HEALTH & WELLNESS CENTER		314	7	2%	321
DAYTONA BEACH HEALTH AND REHAB CENTER		319	2	1%	321
CITY OF PORT SAINT LUCIE		296	24	8%	320
REHABILITATION CENTER OF LAKE CITY, THE		292	28	9%	320
ST JUDE CHILDREN'S RESEARCH HOSPITAL		304	15	5%	319
ST JAMES HEALTH AND REHABILITATION CENTER		232	87	27%	319
PruittHealth Santa Rosa		225	94	29%	319
POMPAÑO REHABILITATION AND NURSING CTR		317	1	0%	318
AVELLINO LAB USA, INC	1	304	13	4%	318
LODGE HEALTH AND REHABILITATION CENTER, THE		285	33	10%	318
BIOCEPT		296	22	7%	318
Surrey Place Healthcare and Rehabilitation		315	2	1%	317
EDGEWATER AT WATERMAN VILLAGE,THE		300	16	5%	316
Life Care Center of Sarasota		302	13	4%	315
LUTHERAN HAVEN		306	9	3%	315
ACCURATE DIAGNOSTIC LABS, INC		297	18	6%	315
BAY COUNTY SHERIFFS OFFICE JAIL FACILITY		262	53	17%	315
FLORIDA KEYS PEDIATRICS & ADOLESCENT CENTER		297	18	6%	315
MEDEXPRESS LUTZ		3	311	99%	314
CRYSTAL RIVER HEALTH & REHAB		311	3	1%	314
HUNT CLUB PEDIATRIC ASSOCIATES, P.A.		269	45	14%	314
GENESIS MEDICAL LABORATORY MIAMI FL.		83	230	73%	313

COVID-19: testing by laboratory

Data through Apr 18, 2021 verified as of Apr 19, 2021 at 09:25 AM

Data in this report are provisional and subject to change.

The numbers in the table below represent the number of Florida and non-Florida residents for whom test results were received by the Department of Health. A person can be tested by more than one laboratory and can have both positive and negative results. **Therefore, the sum of the numbers in each column will be larger than the total number of people tested.**

Reporting lab	Inconclusive	Negative	Positive	Percent positive	Total
HEATHER HILL HEALTHCARE CENTER		267	46	15%	313
PEACHTREE IMMEDIATE CARE		253	60	19%	313
JACKSONVILLE VA UNIVERSITY OPC	4	300	9	3%	313
MARION AND BERNARD L SAMSON NURSING CENTER		307	4	1%	311
TALLAHASSEE NHHI LLC	1	282	27	9%	310
SUNCOAST URGENT CARE		233	76	25%	309
HOMESTEAD MANOR	2	266	41	13%	309
OSPREY LODGE		248	59	19%	307
STATMED QUICK QUALITY CLINIC AT NORTH PINELLAS		66	239	78%	305
LAKELAND REGIONAL HEALTH SYSTEMS INC		39	266	87%	305
Avante at Orlando	1	298	6	2%	305
CENTERSTONE OF FLORIDA		279	26	9%	305
CLARE BRIDGE ORMOND BEACH	1	303			304
TIERRA PINES CENTER		290	13	4%	303
CROSS POINTE CARE CENTER	2	293	6	2%	301
ST JOSEPH'S HOSPITAL LABORATORY		1	300	100%	301
SILVERCREST HEALTH AND REHABILITATION CENTER	3	290	8	3%	301
PERSONALIZED GENETIC TESTING	3	196	100	33%	299
ARCPOINT LABS OF ST PETERSBURG		209	90	30%	299
CONSULATE HEALTH CARE OF SAFETY HARBOR		292	7	2%	299
BOCA BIOLISTICS REFERENCE LABORATORY	2	185	112	37%	299
BUENA VISTA URGENT CARE		264	34	11%	298
ELLENTON PEDIATRICS PA		280	18	6%	298
LAKE PARK OF MADISON		285	11	4%	296
BROOKDALE DESTIN		284	12	4%	296
SARAPATH DIAGNOSTICS		170	126	43%	296
LONGWOOD FAMILY PRACTICE		226	69	23%	295
Chatsworth at PGA National, LLC		281	13	4%	294
BAYA POINTE NURSING AND REHABILITATION		211	83	28%	294
NORTHWEST MEDICAL CENTER CLINICAL LABORATORY		175	118	40%	293
CYPRESS COVE		286	6	2%	292
AFTER HOURS PEDIATRICS INC	1	1	290	99%	292
Sunset Point Center		287	4	1%	291
BIOIQ		243	48	16%	291
WHITE WILSON MEDICAL IMMEDIATE CARE NICEVILLE		66	224	77%	290
CONCIMED LLC		260	30	10%	290
AMERICAN HEALTH ASSOCIATES INC	1	270	18	6%	289
PALM GARDEN OF GAINESVILLE	2	285	2	1%	289
STERLING HOUSE OF DELAND		288	1	0%	289
FLORIDA ATLANTIC UNIVERSITY STUDENT HEALTH		238	51	18%	289
DOCTORS MEMORIAL HOSPITAL		158	131	45%	289
AUBURN UNIVERSITY MEDICAL CLINIC		227	62	21%	289
renaissance health and rehabilitation center		266	22	8%	288
West Melbourne Health and Rehabilitation Center		287	1	0%	288
PONTE VEDRA GARDENS		287	1	0%	288
USA HEALTH UNIVERSITY HOSPITAL CLINICAL LABORATORY	1	276	10	3%	287
EAST RIDGE RETIREMENT VILLAGE		285	2	1%	287

COVID-19: testing by laboratory

Data through Apr 18, 2021 verified as of Apr 19, 2021 at 09:25 AM

Data in this report are provisional and subject to change.

The numbers in the table below represent the number of Florida and non-Florida residents for whom test results were received by the Department of Health. A person can be tested by more than one laboratory and can have both positive and negative results. **Therefore, the sum of the numbers in each column will be larger than the total number of people tested.**

Reporting lab	Inconclusive	Negative	Positive	Percent positive	Total
HAVEN OF OUR LADY OF PEACE INC		279	8	3%	287
WESTWOOD HEALTHCARE SNF		240	46	16%	286
W FRANK WELLS NURSING HOME		257	29	10%	286
DE LUNA HEALTH AND REHABILITATION CENTER		263	23	8%	286
RIVERWOOD HEALTH NH LLC		245	39	14%	284
AURORA DIAGNOSTICS BERNHARDT LABORATORIES PATHOLOGY SERVICE		190	93	33%	283
DAVID SCOTT MADWAR MD PA□		254	29	10%	283
CHIPOLA HEALTH AND REHAB		265	18	6%	283
PROTEUS MOLECULAR AND CLINICAL LAB	1	169	112	40%	282
Solaris Senior Living North Naples ALF		273	9	3%	282
PAVILION FOR HEALTHCARE, THE		278	3	1%	281
220 GOLDEN, LLC	1	264	16	6%	281
ARBOR FACILITY INC		277	3	1%	280
CONEY ISLAND HOSPITAL	1	269	10	4%	280
ARDEN COURTS OF TAMPA□	2	273	5	2%	280
LAKE SIDE NEUROLOGIC		268	12	4%	280
Terrace Health and Rehab		275	4	1%	279
NAIA		278	1	0%	279
CHIPOLA MEDICAL ASSOCIATES, LLC		202	76	27%	278
PRUITT HEALTH-SANTA ROSA		275	2	1%	277
Rehabilitation Center for Park Place LLC		266	11	4%	277
Crossbreeze care center	1	274	2	1%	277
VETERANS AFFAIRS MEDICAL CENTER - MIAMI		2	275	99%	277
HARBOURWOOD	1	272	4	1%	277
JACKSONVILLE UNIVERSITY	1	261	14	5%	276
VILLAGES REGIONAL HOSPITAL SURGERY CENTER LLC, THE		218	58	21%	276
NASSAU COUNTY JAIL		229	45	16%	274
Glades West Rehabilitation and Nursing Center		266	8	3%	274
Chatham Glen Healthcare and Rehabilitation Center		266	8	3%	274
WILLISTON PEDIATRICS PA	1	236	36	13%	273
AMERICAN RESEARCH LABS		249	24	9%	273
FIRST CHOICE PRIMARY CARE		216	56	21%	272
MIDWAY PRIMARY CARE, LLC	11	173	86	32%	270
BROWARD NURSING & REHABILITATION CTR	8	248	14	5%	270
Premier Place at The Glenview		261	9	3%	270
SANDY PINES	2	225	43	16%	270
PBC FIREFIGHTER BENEFIT FUND WELLNESS CENTER		225	45	17%	270
FIRST CHOICE PEDIATRICS INC		241	29	11%	270
MEDICATION ROOMS-CSU/CI NURSE STATION	1	256	13	5%	270
LAKE VIEW CARE CENTER AT DELRAY		263	6	2%	269
ADVENT HEALTH CARE CENTER	9	246	14	5%	269
APOLLO HEALTH & REHABILITATION		262	7	3%	269
BRENTWOOD RETIREMENT COMMUNITY	5	233	31	12%	269
FAMILY MEDICAL CARE OF PALM BEACH		190	79	29%	269
HIGHLANDS URGENT CARE			268	100%	268
HOLISTIC PEDIATRICS GROUP LLC		247	21	8%	268
ADVENT HEALTH CENTRA CARE - ORMOND BEACH		113	155	58%	268

COVID-19: testing by laboratory

Data through Apr 18, 2021 verified as of Apr 19, 2021 at 09:25 AM

Data in this report are provisional and subject to change.

The numbers in the table below represent the number of Florida and non-Florida residents for whom test results were received by the Department of Health. A person can be tested by more than one laboratory and can have both positive and negative results. **Therefore, the sum of the numbers in each column will be larger than the total number of people tested.**

Reporting lab	Inconclusive	Negative	Positive	Percent positive	Total
ENCOMPASS HEALTH REHABILITATION OF SEA PINES		267	1	0%	268
AMELIA MEDICAL CARE		112	155	58%	267
ST MARK VILLAGE	1	261	5	2%	267
ATLANTIC URGENT CARE		186	81	30%	267
WASHINGTON REHAB AND NURSING		257	10	4%	267
DOS OF NORTH SHORES NURSING & REHAB CENTER		267			267
SERANADES BY SONATA WEST ORANGE		236	29	11%	265
THE PLAYERS CHAMPIONSHIP		265			265
BOND CLINIC, PA		195	70	26%	265
Cross Gardens Care Center		262	1	0%	263
JUPITER MEDICAL CENTER URGENT CARE - STUART		199	63	24%	262
JUPITER MEDICAL CENTER URGENT CENTER		214	46	18%	260
CLIFFORD CHESTER SIMS VA NURSING HOME		251	9	3%	260
BRADEN RIVER REHABILITATION CENTER LLC		258	2	1%	260
ST VINCENT'S AMBULATORY CARE INC DBA	2	225	33	13%	260
HEARTLAND PEDIATRICS OF LAKE PLACID PA	1	227	32	12%	260
CONSULATE HEALTHCARE OF KISSIMMEE		247	12	5%	259
ALLIANCE PEDIATRICS PA		253	6	2%	259
NORTH FLORIDA PEDIATRICS - MARIANNA		219	40	15%	259
FARAH MEDICAL		243	15	6%	258
ADVENT HEALTH - ORLANDO		195	63	24%	258
AZALEA TRACE		245	13	5%	258
WALGREENS 10670		224	34	13%	258
FLORIDA WOMAN CARE LABORATORY LLC		232	26	10%	258
FORT MYERS REHABILITATION AND NURSING CENTER		231	26	10%	257
TERRACES OF LAKE WORTH CARE CENTER□		244	12	5%	256
MIAMI JEWISH HEALTH SYSTEMS, INC	4	242	10	4%	256
SURREY PLACE CARE CENTER		249	7	3%	256
NADAL PEDIATRICS		216	40	16%	256
MARTIN MEMORIAL MEDICAL CENTER LAB		128	127	50%	255
SHC College Park		253	2	1%	255
SIGNATURE HEALTHCARE OF ORANGE PARK		250	4	2%	254
PROFESSIONAL URGENT CARE SERVICES		203	51	20%	254
LAKEVIEW INTERNAL MEDICINE		192	62	24%	254
SHELL POINT VILLAGE MEDICAL CENTER		246	7	3%	253
AVANTE AT ORMOND BEACH INC		247	6	2%	253
KR at Hillsborough Lakes/Lutz Healthcare		242	10	4%	252
BAYVIEW CENTER		247	5	2%	252
STUART - FAIRGROUNDS		219	32	13%	251
HOSPICE OF ST FRANCIS INC□		244	7	3%	251
FELLOWSHIP HOME AT THE FAIRWAY LLC		243	7	3%	250
SEAVIEW NURSING AND REHABILITATION CENTER		240	10	4%	250
FLORIDA CLINICAL LABORATORY-BIOREFERENCE LABORATORIES		99	151	60%	250
BUREAU OF CLINICAL LABORATORIES		209	41	16%	250
UCC - WELLINGTON		3	245	99%	248
CARRINGTON PLACE OF ST PETE LLC		242	6	2%	248
ADVENTHEALTH EXPRESS CARE AT WESLEY CH		218	29	12%	247

COVID-19: testing by laboratory

Data through Apr 18, 2021 verified as of Apr 19, 2021 at 09:25 AM

Data in this report are provisional and subject to change.

The numbers in the table below represent the number of Florida and non-Florida residents for whom test results were received by the Department of Health. A person can be tested by more than one laboratory and can have both positive and negative results. **Therefore, the sum of the numbers in each column will be larger than the total number of people tested.**

Reporting lab	Inconclusive	Negative	Positive	Percent positive	Total
VI AT BENTLEY VILLAGE HOME CARE		246	1	0%	247
Consulate Health Care of St. Petersburg		239	7	3%	246
AVECINA MOBILE		121	125	51%	246
Heritage Healthcare at Tallahassee		239	7	3%	246
Jacaranda Manor		243	2	1%	245
ROSEWOOD HEALTHCARE & REHABILITATION CENTER		239	6	2%	245
MIAMI CEREBRAL PALSY RESIDENTIAL		243	1	0%	244
HOMESTEAD VILLAGE		233	11	5%	244
MARTIN ACQUISITION 1 LLC DBA		230	14	6%	244
MALABAR/ADVENT CENTRA CARE		48	196	80%	244
WHITE WILSON MEDICAL CENTER IMMEDIATE CARE		135	108	44%	243
D PEDIATRICS		222	21	9%	243
PALMS FACILITY INC		228	15	6%	243
EVENT MED SERVICES LABORATORY		238	5	2%	243
TGH		1	241	100%	242
ARCHER HEALTH VENTURES, LLC		217	25	10%	242
Orchid Cove at Sarasota		241	1	0%	242
MILLENNIUM PHYSICIAN GROUP LLC		209	32	13%	241
QUICK CARE MED LLC	1	185	55	23%	241
RAPID RELIABLE TESTING NY LLC		229	12	5%	241
GOOD SAMARITAN CARES		236	5	2%	241
EDGEWOOD NURSING CENTER		231	10	4%	241
STERLING HOUSE OF WINTER HAVEN		237	3	1%	240
SOUTHLAND SUITES OF ORMOND BEACH	4	236			240
PALM GARDEN OF AVENTURA		236	4	2%	240
AMERICAN HOUSE SENIOR LIVING		189	51	21%	240
CLARE BRIDGE OF SARASOTA		238	2	1%	240
ORANGE COUNTY HEALTH DEPT		228	11	5%	239
IMA MEDICAL GROUP		166	73	31%	239
PEDIATRICS IN BREVARD PA- ROCKLEDGE		198	41	17%	239
STAR CARE		201	37	16%	238
AMERICAN ESOTERIC LAB-BIRMINGHAM		234	4	2%	238
Flagler Health and Rehabilitation		234	3	1%	237
TRUE NORTH HEALTH NAVIGATION LLC DBA DISPATCHHEALTH	1	197	39	16%	237
CCS - JOSEPH V CONTE		235	2	1%	237
ST ANTHONYS REHABILITATION HOSPITAL	9	225	2	1%	236
ST AUGUSTINE HEALTH & REHAB CENTER		235	1	0%	236
OAKBROOK HEALTH AND REHABILITATION CENTER	1	221	14	6%	236
VETERANS AFFAIRS ORLANDO VA MEDICAL CENTER			236	100%	236
OAK HAMMOCK AT THE UNIVERSITY OF FLORIDA		229	6	3%	235
REGENTS PARK AT AVENTURA		221	14	6%	235
BAY TREE CARE AND REHABILITATION CENTER		197	38	16%	235
NAPHCARE, INC AT MANATEE COUNTY JAIL		209	26	11%	235
GUEST HOUSE OCALA, THE		225	9	4%	234
LAKE SIDE HEALTH CENTER		234			234
SAMIR EBEID MD		210	23	10%	233
Sunnyside Nursing Home		230	3	1%	233

COVID-19: testing by laboratory

Data through Apr 18, 2021 verified as of Apr 19, 2021 at 09:25 AM

Data in this report are provisional and subject to change.

The numbers in the table below represent the number of Florida and non-Florida residents for whom test results were received by the Department of Health. A person can be tested by more than one laboratory and can have both positive and negative results. **Therefore, the sum of the numbers in each column will be larger than the total number of people tested.**

Reporting lab	Inconclusive	Negative	Positive	Percent positive	Total
PADDOCK RIDGE		229	3	1%	232
LCS SANDHILL COVE LLC DBA	6	217	9	4%	232
Lake Port Square Health Center		215	17	7%	232
MANDARIN PEDIATRICS		210	22	9%	232
COLLIER PHARMACY		185	46	20%	231
ManorCare Health Services-Palm Harbor	1	229	1	0%	231
SOLARIS SENIOR LIVING VERO BEACH		223	8	3%	231
LYNN HAVEN SPORTS COMPLEX-WALKON CLINIC		21	209	91%	230
SPRINGS AT LAKE POINTE WOODS		228	2	1%	230
Avante at Lake Worth, Inc.		227	3	1%	230
PINELLAS CARE CENTER		195	35	15%	230
Signature healthcare of Jacksonville		225	5	2%	230
THE RESIDENCE AT TIMBER PINES	4	201	25	11%	230
FLORIDA HEALTH CARE PLAN INC		2	228	99%	230
MORSELIFE MEMORY CARE RESIDENCE		219	9	4%	228
ASCENSION MEDICAL GROUP		5	223	98%	228
LEESBURG PEDIATRICS		192	36	16%	228
CHILDREN MED CARE INC		195	33	14%	228
Lakewood Nursing Center		198	29	13%	227
FORT PIERCE HEALTH CARE		220	7	3%	227
PARKS HEALTHCARE & REHABILITATION CTR	4	211	11	5%	226
NSPIRE HEALTHCARE LAUDERHILL		219	6	3%	225
BARTRAM CROSSING		225			225
NORTH FLORIDA PEDIATRICS PA - DUVAL		196	29	13%	225
ADVANCED MEDICAL GROUP		1	223	100%	224
PATHWAY PHARMACY		186	38	17%	224
DISCOVERY VILLAGE AT MELBOURNE		197	27	12%	224
LEHIGH VALLEY GENOMICS			223	100%	223
life Care Center of Melbourne		206	17	8%	223
WIREGRASS DIRECT PRIMARY CARE PLLC		190	33	15%	223
INN AT ASTON GARDENS, THE		215	8	4%	223
CONSULATE HEALTH CARE OF MELBOURNE		218	5	2%	223
ADVENT HEALTH - LAKE NONA		193	30	13%	223
KINDRED HOSPITAL THE PALM BEACHES		218	5	2%	223
HCTB INC		184	38	17%	222
CORAL REEF NURSING & REHABILITATION CENTER		214	8	4%	222
BORLAND GROOVER CLINIC	1	184	37	17%	222
PINNACLES PEDS CARE PA		222			222
ALLSOUTH URGENT CARE		52	169	76%	221
COLONY CLUB ALF,THE	1	207	13	6%	221
CONCORD LIFE SCIENCES LLC	2	201	17	8%	220
ARDEN COURTS OF FORT MYERS		213	7	3%	220
SUPERIOR RESIDENCES OF PANAMA CITY BEACH		213	7	3%	220
DOCTORS MEMORIAL FAMILY MEDICINE	2	152	66	30%	220
CCS - PAUL REIN DETENTION FACILITY		153	66	30%	219
WOOD LAKE HEALTH AND REHABILITATION CENTER		219			219
CARENOW LAKE MARY		45	174	79%	219

COVID-19: testing by laboratory

Data through Apr 18, 2021 verified as of Apr 19, 2021 at 09:25 AM

Data in this report are provisional and subject to change.

The numbers in the table below represent the number of Florida and non-Florida residents for whom test results were received by the Department of Health. A person can be tested by more than one laboratory and can have both positive and negative results. **Therefore, the sum of the numbers in each column will be larger than the total number of people tested.**

Reporting lab	Inconclusive	Negative	Positive	Percent positive	Total
ANGELS DIAGNOSTIC GROUP		174	45	21%	219
Boynton Beach Rehabilitation Center	2	213	4	2%	219
CORAL GABLES NURSING & REHABILITATION CENTER		209	10	5%	219
ADVENT HEALTH CENTRA CARE - DAYTONA BEACH		94	124	57%	218
FLAGLER COUNTY DETENTION CENTER		205	13	6%	218
ARDEN COURTS OF SEMINOLE		177	41	19%	218
ST. CLOUD REGIONAL MEDICAL CENTER		199	18	8%	217
LAKE PORT SQUARE		200	17	8%	217
THE MANOR AT CARPENTERS		185	32	15%	217
MACTOWN, INC		215	2	1%	217
Avante at Melbourne		212	5	2%	217
ADVENT HEALTH - PALM HARBOR ER		172	44	20%	216
KENILWORTH CARE & REHABILITATION CENTER		199	17	8%	216
BROOKDALE ATRIM WAY		210	6	3%	216
SUNLIFE PHARMACY		190	26	12%	216
Taylor Care Center		210	5	2%	215
MEDICAL CONSULTANTS OF FLORIDA LLC	1	181	33	15%	215
GATEWAY/ADVENT CENTRA CARE	1	24	190	88%	215
BLOCK, NATION, CHASE, AND SMOLEN FAMILY MEDICINE		157	57	27%	214
ST PETERSBURG PEDIATRICS-EAST BAY	1	179	34	16%	214
The Ponce Therapy Care Center		210	4	2%	214
BAY VUE NURSING AND REHABILITATION CENTER		204	10	5%	214
KEY LARGO - LARGO CARGO		193	21	10%	214
POCONO MEDICAL CENTER		212	1	0%	213
LIFE CARE CENTER OF PORT ST. LUCIE		201	12	6%	213
COLLIER COUNTY JAIL		211	2	1%	213
LAKE REGIONAL URGENT CARE		12	201	94%	213
Consulate Healthcare of West Palm Beach		197	16	8%	213
San Jose Health & Rehabilitation		207	6	3%	213
CONSULATE HEALTH CARE OF WINTER HAVEN		209	3	1%	212
Bayside Health and Rehabilitation		181	31	15%	212
PORT CHARLOTTE HMA		188	24	11%	212
FULGENT GENETICS	3	166	42	20%	211
A PLUS PEDIATRICS		186	25	12%	211
SUNRISE DIAGNOSTIC LABORATORY		158	53	25%	211
SACRED HEART HEALTH SYSTEM INC		175	36	17%	211
The Waterford		208	3	1%	211
BENDERSON FAMILY SKILLED NURSING AND □		193	17	8%	210
Royal Oaks Nursing and Rehab		209	1	0%	210
GLENRIDGE ON PALMER RANCH,THE		202	8	4%	210
BOCA RATON REHABILITATION CENTER	4	202	4	2%	210
GOOD SAMARITAN SOCIETY OF DELAND		199	11	5%	210
HEALTH FIRST - HOLMES REGIONAL MEDICAL CENTER		32	178	85%	210
VIERA DEL MAR HEALTH AND REHABILITATION CENTER		202	8	4%	210
GENETIC TECHNOLOGICAL INNOVATIONS, LLC		196	13	6%	209
Whispering Oaks	11	175	23	11%	209
Nspire Health Care Kendall		199	10	5%	209

COVID-19: testing by laboratory

Data through Apr 18, 2021 verified as of Apr 19, 2021 at 09:25 AM

Data in this report are provisional and subject to change.

The numbers in the table below represent the number of Florida and non-Florida residents for whom test results were received by the Department of Health. A person can be tested by more than one laboratory and can have both positive and negative results. **Therefore, the sum of the numbers in each column will be larger than the total number of people tested.**

Reporting lab	Inconclusive	Negative	Positive	Percent positive	Total
MATHISON RETIREMENT COMMUNITY, INC	1	200	8	4%	209
The Palace Nursing and Rehabilitation Center		209			209
RIVERSIDE RECOVERY OF TAMPA		207	1	0%	208
PALMS MEDICAL GROUP HIGH SPRINGS		174	34	16%	208
GEORGE SAFRAN MD PC		195	13	6%	208
CAREATC CITY OF TAMPA	3	173	32	15%	208
UNIVERSITY OF MIAMI		77	131	63%	208
ESCAMBIA COUNTY JAIL DETENTION DIVISION		203	5	2%	208
YOUR FAMILY WALK-IN CLINIC		15	192	93%	207
ALL SEASONS NAPLES LLC		198	8	4%	206
BONITA PHARMACY		187	19	9%	206
TARPON POINT NURSING AND REHABILITATION CENTER		203	3	1%	206
LABCORP BURLINGTON	1	157	48	23%	206
MIRACLE HILL NURSING & REHABILITATION CENTER INC		200	6	3%	206
LAB CORP	1	120	85	41%	206
PEDIATRIC SPECIALISTS MEDICAL GROUP	1	184	20	10%	205
Cross Terrace REhabilitation		203	2	1%	205
MCW MENTAL HEALTH LLC		201	4	2%	205
HIALEAH SHORES NURSING AND REHAB CENTER		197	8	4%	205
DISCOVERY VILLAGE AT NAPLES		187	17	8%	204
PALM HARBOR FAMILY PRACTICE & WALK-IN		157	47	23%	204
PCB CLINIC		159	45	22%	204
NEW YORK CITY DEPARTMENT OF HEALTH & MENTAL		170	34	17%	204
BROOKDALE OF SPRING HILL	9	192	2	1%	203
PATHGROUP LABS LLC		97	106	52%	203
SENIOR LIVING VII TAMPA LLC	1	193	9	4%	203
TUSCAN GARDENS OF PALM COAST		198	5	2%	203
REGENCY PARK		185	18	9%	203
Sunrise Health and Rehabilitation Center		195	8	4%	203
JUNO DERMATOLOGY LLC		186	17	8%	203
ADVENT HEALTH CENTRA CARE - APOPKA NORTH		172	30	15%	202
POLK COUNTY HEALTH DEPARTMENT		178	24	12%	202
PHYSICIANS PRIMARY CARE OF SOUTHWEST FLORIDA	1	184	17	8%	202
SOUTH BALDWIN REGIONAL MEDICAL CENTER		189	13	6%	202
MIAMI VA HEALTHCARE SYSTEM			201	100%	201
VAMC WEST PALM LAB		5	196	98%	201
Governors Creek Health and Rehabilitation	1	198	2	1%	201
AMA MEDICAL GROUP LLC		169	32	16%	201
HERITAGE HEALTHCARE AND REHABILITATION CENTER		195	5	3%	200
HUNT CLUB PEDIATRIC ASSOCIATES PA		134	66	33%	200
FLORIDA DEPARTMENT OF HEALTH IN TAYLOR COUNTY	1	156	43	22%	200
HOSPITAL FOR SPECIAL SURGERY		197	3	2%	200
PATRIOT MEDICAL LABORATORIES		192	8	4%	200
AVANTE OF BOCA RATON		198	1	1%	199
WORKPLACE SCREENING INTELLIGENCE			199	100%	199
GRACE PEDIATRICS		168	31	16%	199
GULF COAST MEDICAL CENTER		193	6	3%	199

COVID-19: testing by laboratory

Data through Apr 18, 2021 verified as of Apr 19, 2021 at 09:25 AM

Data in this report are provisional and subject to change.

The numbers in the table below represent the number of Florida and non-Florida residents for whom test results were received by the Department of Health. A person can be tested by more than one laboratory and can have both positive and negative results. **Therefore, the sum of the numbers in each column will be larger than the total number of people tested.**

Reporting lab	Inconclusive	Negative	Positive	Percent positive	Total
ADVENT HEALTH - CARROLLWOOD	4	169	26	13%	199
DEPARTMENT OF HEALTH & HUMAN SERVICES		198			198
ABSOLUTE HEALTH INTERNAL MEDICINE AND PEDIATRICS		177	21	11%	198
LAUREL POINT CARE ACQUISITION LLC DBA SANDGATE GARDENS REHAB AND NURSI		171	27	14%	198
Kindred Hospital South Florida Hollywood SNU		190	8	4%	198
EDWARD J HEALEY REHAB & NURSING CENTER		198			198
VILLA MARIA WEST SKILLED NURSING FACILITY		189	8	4%	197
BARKLEY PLACE	1	191	5	3%	197
RIVERWOOD CENTER,THE		186	10	5%	196
ABBIEJEAN RUSSELL CARE CENTER		195	1	1%	196
NO FLORIDA PEDIATRICS, PA		169	27	14%	196
ARDEN COURTS OF DELRAY BEACH FL LLC	3	183	10	5%	196
JACKSONVILLE NURSING AND REHAB CENTER		187	8	4%	195
BRUCE S WEST MD	1	193	1	1%	195
Signature Healthcare of Ormond		194	1	1%	195
Heritage Park Rehabilitation & Healthcare		177	18	9%	195
CLERMONT URGENT CARE			194	100%	194
BEACON AT GULF BREEZE, THE	2	181	11	6%	194
JACKSON COUNTY HEALTH DEPARTMENT		144	49	25%	193
WALGREENS 4915	1	173	19	10%	193
SARNO EXTENDED HOURS		124	69	36%	193
FINLAY CLINICAL LABORATORY INC	1	39	153	79%	193
DOLPHIN POINTE HEALTH CARE LLC		169	23	12%	192
Hampton Court Nursing and Rehabilitation Center		190	2	1%	192
CYPRESS POINT LIVING, LLC		177	15	8%	192
FIRST CHOICE PEDIATRICS SEMORAN		98	94	49%	192
PARK MEADOWS HEALTH AND REHABILITATION CENTER		191			191
XPRESS URGENT CARE- PORT ST. LUCIE		65	126	66%	191
FREEDOM SQUARE NURSING CENTER		182	9	5%	191
HEALTH LINK DIAGNOSTIC LABORATORIES		182	9	5%	191
CARE CENTERS OF NASSAU		187	3	2%	190
VILLAGE PEDIATRICS LLC		161	29	15%	190
NADAL PEDIATRICS - VICTORIA STREET (3385)		162	28	15%	190
NEO GENOMICS - FORT MYERS	1	183	6	3%	190
PHYSICIANS REGIONAL MEDICAL CENTER - PINE RIDGE		20	169	89%	189
HEALTHPOINT MED GRP OF THE EMERALD COAST LLC		154	35	19%	189
BARBARA O'REILLY MD PA		185	4	2%	189
TUSCAN GARDENS OF VENETIA MANAGEMENT COMPANY		174	14	7%	188
LIFE BRITE		171	17	9%	188
WOMEN'S CARE FLORIDA LABORATORY		183	5	3%	188
OCEAN REEF MEDICAL CENTER		150	38	20%	188
HAWKINS FAMILY MEDICINE LLC	1	136	51	27%	188
ZON BEACHSIDE LLC		151	37	20%	188
VIERA MANOR ASSISTED LIVING RESIDENCE		181	7	4%	188
SUMMERFIELD EMERGENCY ROOM		142	46	24%	188
NIGHT LITE PEDIATRICS WINTER GARDEN		144	44	23%	188
GATTOLINE ENTERPRISES, INC. DBA FAMILY CARE PHARMACY		154	33	18%	187

COVID-19: testing by laboratory

Data through Apr 18, 2021 verified as of Apr 19, 2021 at 09:25 AM

Data in this report are provisional and subject to change.

The numbers in the table below represent the number of Florida and non-Florida residents for whom test results were received by the Department of Health. A person can be tested by more than one laboratory and can have both positive and negative results. **Therefore, the sum of the numbers in each column will be larger than the total number of people tested.**

Reporting lab	Inconclusive	Negative	Positive	Percent positive	Total
PLANTATION NURSING & REHAB CENTER		187			187
GLADES HEALTH CARE CENTER		184	3	2%	187
US MEDICAL CARE, INC		164	23	12%	187
LAKE WALES OPERATING GROUP LLC		181	5	3%	186
CSL PLASMA		31	155	83%	186
LIFE CARE CENTER OF ALTAMONTE SPRINGS		157	29	16%	186
GEORGIA DEPARTMENT OF PUBLIC HEALTH	1	5	180	97%	186
FLORIDA MEDICAL CLINIC LLC		115	71	38%	186
ANTHEM LAKES LLC		151	35	19%	186
ADVENT		172	13	7%	185
BAPTIST HEALTH PRIMARY CARE	1	134	50	27%	185
PPC-LAB EDI ORCHARD BI		176	9	5%	185
ST. JAMES BAY HEALTH AND REHABILITATION CENTER		183	1	1%	184
BROOKDALE ORANGE PARK		182	2	1%	184
BVM THE BRIDGES LLC		184			184
CANTERFIELD OF OCALA, LLC		173	11	6%	184
ARDEN COURTS OF LARGO FL, LLC		162	22	12%	184
CANTERFIELD OF CLAY COUNTY		146	38	21%	184
VIPEDIATRICS PLLC		169	15	8%	184
SUNY UPSTATE MEDICAL UNIVERSITY		168	15	8%	183
ADVENT HEALTH CENTRA CARE - WESLEY CHAPEL		13	170	93%	183
CHARTER SENIOR LIVING OF PANAMA CITY BEACH		162	21	11%	183
PRIMECARE OF DOTHAN		128	54	30%	182
EXOSOME DIAGNOSTICS	1	162	19	10%	182
PEDIATRICS OF GREATER ORLANDO		155	27	15%	182
NORTH BEACH REHABILITATION CENTER		180	2	1%	182
EMBRY RIDDLE AERONAUTICAL UNIVERSITY HEALTH SERVICES		1	181	99%	182
BENTON HOUSE AT OAKLEAF		152	30	16%	182
The Inn at Sarasota Bay Club		179	2	1%	181
Emory L Bennett State Veterans Nursing Home		178	3	2%	181
STERLING HOUSE OF PUNTA GORDA		179	1	1%	180
AMERICAN FAMILY MEDICAL LLC		136	43	24%	179
MEASE COUNTRYSIDE HOSPITAL		2	177	99%	179
BAY EDUCATORS WELLNESS CENTER		122	57	32%	179
VITAS HEALTHCARE CORPORATION OF FL		164	15	8%	179
ROSECASTLE OF ZEPHRHILLS		175	3	2%	178
RDV SPORTSPLEX PEDIATRICS		150	28	16%	178
BRIGHTON EGGERT PHARMACY INC		171	7	4%	178
ADVENT HEALTH CENTRA CARE - CARROLLWOOD		5	172	97%	177
MINUTECLINIC LLC #3281		147	30	17%	177
ROSECASTLE OF CITRUS		147	30	17%	177
NORTH FLORIDA INTERNAL MEDICINE PA		143	34	19%	177
MID FLORIDA PATHOLOGY LLC MOBILE UNIT #4		124	53	30%	177
ASTON GARDENS AT PELICAN MARSH		169	7	4%	176
CAYUGA MEDICAL CENTER AT ITHACA		171	5	3%	176
GENE BY GENE		61	115	65%	176
FIRSTCARE CLINIC		97	79	45%	176

COVID-19: testing by laboratory

Data through Apr 18, 2021 verified as of Apr 19, 2021 at 09:25 AM

Data in this report are provisional and subject to change.

The numbers in the table below represent the number of Florida and non-Florida residents for whom test results were received by the Department of Health. A person can be tested by more than one laboratory and can have both positive and negative results. **Therefore, the sum of the numbers in each column will be larger than the total number of people tested.**

Reporting lab	Inconclusive	Negative	Positive	Percent positive	Total
FLORIDA DEPARTMENT OF HEALTH IN ALACHUA COUNTY -		162	14	8%	176
MOBILE INFIRMARY MED CENTER PATH LAB		161	15	9%	176
KINDRED HOSPITAL MELBOURNE	1	168	6	3%	175
ORLANDO HEALTH EMERGENCY DEPARTMENT		163	12	7%	175
Lehigh Acres Health and Rehabilitation		163	12	7%	175
LAKEVIEW TERRACE RETIREMENT COMMUNITY		156	19	11%	175
ANCHOR CARE AND REHABILITATION CENTER		173	1	1%	174
FLORIDA HEALTH CARE PLANS INC		2	172	99%	174
WEST COAST FAMILY MEDICAL CARE		139	35	20%	174
Signature Healthcare of Palm Beach		172	2	1%	174
CENTRAL FLORIDA HEALTHCARE GROUP LLC		151	22	13%	173
RITE MEDICAL CARE PC		171	2	1%	173
Madison Health and Rehabilitation Center		137	36	21%	173
ESCAMBIA COUNTY JAIL	2	133	38	22%	173
TRADITION MEDICAL CENTER LABORATORY		55	118	68%	173
QUALITY URGENT CARE AND WELLNESS PL	3	124	45	26%	172
FORT WALTON REHABILITATION CENTER		133	39	23%	172
GULFCOAST PEDIATRICS		161	11	6%	172
SUWANNEE VALLEY NURSING CENTER		158	14	8%	172
URGENT CARE OF THE PALM BEACHES, NORTH PALM BEACH			172	100%	172
EAST NEW YORK DIAGNOSTIC AND TREATMENT		162	9	5%	171
COASTAL INTERNAL MEDICINE		132	39	23%	171
QUEENS HOSPITAL CENTER	1	160	10	6%	171
BROOKDALE FORT MYERS THE COLONY		167	4	2%	171
FHMG-FLORIDA HOSPITAL MEDICAL GROUP		144	26	15%	170
Belleair Healthcare Center		164	6	4%	170
HIGHLANDS LAKE CENTER		165	5	3%	170
NO FLORIDA PEDIATRICS, PA - BRADFORD		140	29	17%	169
WOODBIDGE FACILITY INC		164	5	3%	169
Life Care Center of Orlando		164	5	3%	169
ADVENT HEALTH CENTRA CARE - TEMPLE TERRACE	1	104	63	38%	168
HEARTLAND HEALTHCARE AND REHAB CENTER		146	22	13%	168
PANAMA CITY DEVELOPMENTAL CENTER□		168			168
FEDERATION CCRC OPERATIONS CORP		167	1	1%	168
TERRACE AT HOBE SOUND, THE	1	154	12	7%	167
OSPREY VILLAGE AT AMELIA ISLAND LTD		157	10	6%	167
FINNISH AMERICAN REST HOME-ALF		165	2	1%	167
WALGREENS #06012		146	20	12%	166
MINUTECLINIC DIAGNOSTIC OF TEXAS, LLC		149	17	10%	166
WESLEY HAVEN VILLA	1	131	34	20%	166
MEADOWCREST FAMILY PHYSICIANS		97	69	42%	166
THE ARLINGTON OF NAPLES INC.		162	3	2%	165
BROOKDALE BONITA SPRINGS		162	3	2%	165
WILTON MANORS HEALTH & REHABILITATION CENTER		156	9	5%	165
CITRUS HEALTH AND REHAB		132	33	20%	165
NORTH PORT REHABILITATION AND NURSING CENTER□		163	1	1%	164
PRECISION GENETICS, INC		157	6	4%	163

COVID-19: testing by laboratory

Data through Apr 18, 2021 verified as of Apr 19, 2021 at 09:25 AM

Data in this report are provisional and subject to change.

The numbers in the table below represent the number of Florida and non-Florida residents for whom test results were received by the Department of Health. A person can be tested by more than one laboratory and can have both positive and negative results. **Therefore, the sum of the numbers in each column will be larger than the total number of people tested.**

Reporting lab	Inconclusive	Negative	Positive	Percent positive	Total
CVS		43	120	74%	163
TRI COUNTY NURSING HOME		162	1	1%	163
BRADENTON HEALTH CARE		163			163
PEDIATRIC ASSOCIATES AT ARGYLE PA		156	7	4%	163
KINDRED HOSPITAL - SOUTH FLORIDA		160	3	2%	163
KRYSTAL BAY NURSING AND REHABILITATION		157	6	4%	163
Peninsula Care and Rehab		150	12	7%	162
HAZELDEN FLORIDA	1	153	7	4%	161
SOMERBY LAKE NONA		154	7	4%	161
KEYSTONE REHAB		160			160
F&T MEDICAL RESEARCH, INC		160			160
ARCADIA HEALTH AND REHABILITATION CENTER		100	60	38%	160
ISLAND HEALTH AND REHABILITATION CENTER		159	1	1%	160
GREENBRIAR REHABILITATION AND NURSING CENTER	1	159			160
ADVENTHEALTH MEDICAL GROUP FAMILY MEDICINE AT		121	39	24%	160
DESOTO PALMS ALF		154	5	3%	159
BROOKDALE PENSACOLA		158	1	1%	159
JEFFERSON COUNTY HEALTH DEPARTMENT-MONTICELLO		121	37	23%	158
WRIGHTS HEALTH CARE AND REHABILITATION CENTER		128	30	19%	158
WUESTHOFF REF LABORATORY			158	100%	158
BAYCARE HEALTH SYSTEMS		6	152	96%	158
DOCTORS MEMORIAL FAMILY PRACTICE	2	119	36	23%	157
ALL FLORIDA FAMILY AND SPORTS MEDICINE		134	23	15%	157
MAINSTREAM DIAGNOSTIC LABORATORY LLC		133	24	15%	157
KINDRED HOSPITAL SOUTH FLORIDA		122	35	22%	157
SEMINOLE TRIBE OF FLORIDA		128	29	18%	157
POINTE, THE		128	28	18%	156
TIMBERRIDGE NURSING HOME & REHAB		123	33	21%	156
PROMPT CARE OF CENTRAL FLORIDA			156	100%	156
Englewood Healthcare and Rehab		141	15	10%	156
MINUTECLINIC DIAGNOSTIC		147	8	5%	155
JPR URGENT MEDICAL CARE		151	4	3%	155
NEMOURS CHILDREN'S URGENT CARE		80	75	48%	155
DIAMOND RIDGE		147	8	5%	155
PROVIDENCE HOSPITAL LABORATORY		147	8	5%	155
WALTON PLACE		155			155
COCOA BEACH/ADVENT CENTRA		41	114	74%	155
CARE RESOURCE COMMUNITY HEALTH CENTERS INC		147	7	5%	154
AMERICAN HOUSE COCONUT POINT		133	21	14%	154
PRUITT HEALTH		152	2	1%	154
PALMETTTO FACILITY INC	1	153			154
FAWCETT MEMORIAL HOSPITAL-LAB		39	115	75%	154
WALGREENS 6221		136	17	11%	153
GRAVITY DIAGNOSTICS		56	97	63%	153
HOSPICE OF THE TREASURE COAST		148	5	3%	153
ALLCARE MEDICAL CENTERS PC		129	24	16%	153
TUSCAN ISLE CHAMPIONSGATE OP CO LLC		150	2	1%	152

COVID-19: testing by laboratory

Data through Apr 18, 2021 verified as of Apr 19, 2021 at 09:25 AM

Data in this report are provisional and subject to change.

The numbers in the table below represent the number of Florida and non-Florida residents for whom test results were received by the Department of Health. A person can be tested by more than one laboratory and can have both positive and negative results. **Therefore, the sum of the numbers in each column will be larger than the total number of people tested.**

Reporting lab	Inconclusive	Negative	Positive	Percent positive	Total
CRANE CENTER		121	31	20%	152
SUNNY HILLS ALF OF SEBRING INC		140	12	8%	152
PHYSICIAN PARTNERS PERRY		88	64	42%	152
ARDEN COURTS OF PALM HARBOR		131	20	13%	151
FAWCETT MEMORIAL HOSPITAL LABORATORY			151	100%	151
REFUAH HEALTH CENTER LABORATORY		143	8	5%	151
CHERRY OAK PALM BEACH COUNTY		143	8	5%	151
ORANGE COUNTY CORRECTIONS HEALTH SERVICES		121	30	20%	151
NAVARRE GARDENS LLC		126	25	17%	151
ADVENTHEALTH HOSPICE CARE CENTRAL FLORIDA		147	4	3%	151
The Crossroads		149	1	1%	150
CORE BIO LABS		76	74	49%	150
LABORATORY OF FLORIDA		97	53	35%	150
PALM BEACH COUNTY HEALTH DEPT LAB	4	139	7	5%	150
CROSSWINDS HEALTH AND REHABILITATION CENTER	1	147	2	1%	150
PRECISION HEALTH RESOURCES, LLC	1	133	15	10%	149
GOLD CHOICE SENIOR COMMUNITIES		109	40	27%	149
WEST		131	18	12%	149
CLEARWATER STATMED QUICK QUALITY CLINICS		43	106	71%	149
MERCY MEDICAL URGENT CARE CENTER INC		95	53	36%	148
ATMORE COMMUNITY HOSPITAL LABORATORY		120	28	19%	148
SOUTH GEORGIA MEDICAL CENTER		98	50	34%	148
MACKOUL PEDIATRICS FORT MYERS		130	18	12%	148
SEAGRASS VILLAGE FLEMING ISLAND		111	37	25%	148
MILLENNIUM LAB SERVICES			148	100%	148
East Bay Rehabilitation Center		113	34	23%	147
TGH URGENT CARE – SEMINOLE			147	100%	147
MINUTECLINIC DIAGNOSTIC OF SOUTH CARO		123	24	16%	147
SONATA COCONUT CREEK	2	122	23	16%	147
WEDGEWOOD HEALTHCARE CENTER		94	52	36%	146
BOSTON RED SOX CLUB LP		144	2	1%	146
CLINICA HISPANA		1	145	99%	146
DAYSPRING VILLAGE		124	22	15%	146
Quail Run Health Care Center		146			146
HARBOR BEACH NURSING AND REHABILITATION CENTER		138	8	5%	146
AEGIS MEDICAL GROUP		121	24	17%	145
ADVENTHEALTH CENTRA CARE PONCIANA	1	81	63	43%	145
FAMILY EXTENDED CARE OF CENTRAL TAMPA		127	18	12%	145
BROOKDALE CAPE CORAL		145			145
REGENCY CARE OF BLOUNTSTOWN LLC		135	10	7%	145
WILLOWBROOKE COURT AT ST ANDREWS ESTATES		139	5	3%	144
NCRNC INC		140	4	3%	144
OPPENHEIMER PLASTIC SURGERY LLC		138	5	3%	143
JEFFERY WEINZWEIG		2	141	99%	143
SMILEY MEDICAL GROUP		108	35	24%	143
MAGNOLIA MEDICAL CLINIC		34	109	76%	143
PROVISTA DIAGNOSTICS, INC		140	3	2%	143

COVID-19: testing by laboratory

Data through Apr 18, 2021 verified as of Apr 19, 2021 at 09:25 AM

Data in this report are provisional and subject to change.

The numbers in the table below represent the number of Florida and non-Florida residents for whom test results were received by the Department of Health. A person can be tested by more than one laboratory and can have both positive and negative results. **Therefore, the sum of the numbers in each column will be larger than the total number of people tested.**

Reporting lab	Inconclusive	Negative	Positive	Percent positive	Total
PALM GARDEN OF PINELLAS		142			142
DB MD		126	16	11%	142
BIGGERS FAMILY MEDICINE PA	1	127	14	10%	142
OAKHURST CENTER		135	7	5%	142
UNITED CLINICAL LABORATORIES		132	9	6%	141
RESEARCH CENTERS OF AMERICA, LLC		117	24	17%	141
GATEWAY CARE CENTER		139	2	1%	141
MV MEDICAL PRACTICE DBA PRIMARY URGENT CARE		134	7	5%	141
LabCorp L#09258090 M#09258105		74	67	48%	141
MEMORY CARE OF NAPLES		140	1	1%	141
OAKS OF KISSIMMEE HEALTH AND REHABILITATION CENTER		138	3	2%	141
PORT ST LUCIE REHABILITATION AND HEALTHCARE		98	43	30%	141
NOVARI CARE LLC		97	44	31%	141
CITRUS MEMORIAL HOSPITAL			140	100%	140
MINUTECLINIC LLC #4987		123	17	12%	140
DAYSPRING SENIOR LIVING LLC		138	2	1%	140
GRAND OAKS HEALTH & REHABILITATION		138	1	1%	139
Gulf Coast Healthcare (Longwood Health and Rehab		118	21	15%	139
REGENCY OAKS HEALTH CENTER		137	2	1%	139
ADVENT HEALTH CENTRA CARE - DELAND		28	110	80%	138
MANOR CARE OF PALM HARBOR		135	3	2%	138
CARENOW URGENT CARE - LAKE MARY			138	100%	138
ADVENT HEALTH CENTRA CARE - CITRUS PARK		9	129	93%	138
AHEC CLINIC		8	130	94%	138
Centre Pointe Health and Rehabilitation Center		127	11	8%	138
AMERICAN PATHOLOGY PARTNERS		136	2	1%	138
WINDSOR OF LAKEWOOD RANCH,THE		136	2	1%	138
Lakeside Nursing and Rehabilitation Center	1	112	25	18%	138
MED COMP SCIENCES		3	134	98%	137
BAYFRONT MEDICAL		112	25	18%	137
Summit Medical Group		125	12	9%	137
ARDEN COURTS OF LELY PALMS		135	2	1%	137
A2Z DIAGNOSTICS		136	1	1%	137
DOCTOR'S IN HOUSE LABORATORY		18	119	87%	137
SPRING HAVEN RETIREMENT	1	133	3	2%	137
HEARTLAND SOUTH JACKSONVILLE OF JACKSONVILLE FL ,		137			137
GARDENS HEALTH NH LLC		134	3	2%	137
MANOR AT BLUEWATER BAY		131	6	4%	137
LIFE CARE CENTER OF JACKSONVILLE		115	21	15%	136
CLARE BRIDGE OF CAPE CORAL	1	135			136
SONATA DELRAY BEACH		125	11	8%	136
ADVENT HEALTH CENTRA CARE - ORANGE CITY	1	53	82	60%	136
Gabisa Medical LLC		136			136
LONGWOOD HEALTH AND REHABILITATION CENTER		124	12	9%	136
HARBORCHASE OF VERO BEACH	1	117	18	13%	136
HIGHLANDS MEDICAL CENTER		133	3	2%	136
JOHN KNOX VILLAGE OF CENTRAL FLORIDA		131	5	4%	136

COVID-19: testing by laboratory

Data through Apr 18, 2021 verified as of Apr 19, 2021 at 09:25 AM

Data in this report are provisional and subject to change.

The numbers in the table below represent the number of Florida and non-Florida residents for whom test results were received by the Department of Health. A person can be tested by more than one laboratory and can have both positive and negative results. **Therefore, the sum of the numbers in each column will be larger than the total number of people tested.**

Reporting lab	Inconclusive	Negative	Positive	Percent positive	Total
WELLNOW URGENT CARE PC		133	2	1%	135
IRL MARKET LAB ALACHUA		104	31	23%	135
PEDIATRIC CARE CENTER		135			135
KINDRED HOSPITAL NORTH FLORIDA	3	124	8	6%	135
SONATA WEST		133	2	1%	135
SANDALWOOD NURSING CENTER		127	7	5%	134
ADVANCED MEDICAL CENTER		86	48	36%	134
BRANDON COMMUNITY HEALTH CENTER		111	23	17%	134
LEE MEMORIAL HEALTH SYSTEM HEALTH FAIR		129	5	4%	134
MD NOW MEDICAL CENTERS INC		97	37	28%	134
STEWART MEDICAL GROUP		34	100	75%	134
SUNY UPSTATE OVERFLOW LABORATORY		134			134
DIAGNOSTIC LABORATORY OF OKLAHOMA		107	26	20%	133
VITAS HEALTHCARE		122	11	8%	133
SOUTH CAMPUS FACILITY INC		122	11	8%	133
LABCORP RTP		54	79	59%	133
THE REHABILITATION CENTER OF LAKE CITY		127	5	4%	132
CENTRACARE		18	114	86%	132
COASTAL DETOX		129	3	2%	132
OCALA CBOC		126	6	5%	132
ARIZONA DEPARTMENT OF HEALTH SERVICES		5	127	96%	132
GRAND VILLA OF ORMOND BEACH		126	6	5%	132
AMERICAN HOUSE-BONITA SPRINGS		131	1	1%	132
The Crossings		129	2	2%	131
SONNIS PEDIATRICS PA		117	14	11%	131
FOUNTAINS OF HOPE LLC, THE		130	1	1%	131
INTEGRATED REGIONAL LABORATORIES		119	12	9%	131
CLINICAL LABS OF HAWAII		131			131
LAKELAND REGIONAL HEALTH LAKE MIRIAM	2	87	42	32%	131
NSPIRE HEALTHCARE TAMARAC		91	40	31%	131
THE WELLNESS CENTER AT LAKEWOOD RANCH		43	88	67%	131
COQUINA CENTER		125	5	4%	130
ST PETERSBURG PEDIATRICS-MLK JUNIOR BLVD		120	10	8%	130
NORTHEAST FLORIDA STATE HOSP-NURSING		129	1	1%	130
MOOSEHAVEN LIFE CARE CENTER		130			130
WILLOW BROOKE COURT AT AZALEA TRACE		128	2	2%	130
TRI-COUNTY NURSING HOME		117	12	9%	129
TURNING POINT OF TAMPA		122	7	5%	129
CHARLES CROFT MD	1	127	1	1%	129
QUICK CARE MED PL CR		80	49	38%	129
CORNERSTONE MEDICAL CARE OF BRANDON PL		106	23	18%	129
BMHSI-AEL MICROBIOLOGY LABORATORY	2	102	25	19%	129
OAKS OF CLEARWATER, THE		126	3	2%	129
GRAND VILLA OF LAKELAND		123	6	5%	129
VITAS HEALTHCARE CORPORATION OF FLORIDA		124	4	3%	128
ARBOR TERRACE SAN JOSE LLC	3	123	2	2%	128
HILLSBOROUGH COUNTY DEVELOPMENTAL CTR	1	117	9	7%	127

COVID-19: testing by laboratory

Data through Apr 18, 2021 verified as of Apr 19, 2021 at 09:25 AM

Data in this report are provisional and subject to change.

The numbers in the table below represent the number of Florida and non-Florida residents for whom test results were received by the Department of Health. A person can be tested by more than one laboratory and can have both positive and negative results. **Therefore, the sum of the numbers in each column will be larger than the total number of people tested.**

Reporting lab	Inconclusive	Negative	Positive	Percent positive	Total
ALTERNATIVE LIVING, INC DBA TWIN CITIES PAVILION		124	3	2%	127
SURFSIDE URGENT CARE		104	23	18%	127
THE CLUB AND REHABILITATION CENTER		126	1	1%	127
KINDRED HOSPITAL-BAY AREA-ST PETERSBURG LAB	1	120	6	5%	127
SHOAL CREEK REHABILITATION CENTER		85	42	33%	127
GESSLER CLINIC PA		98	29	23%	127
MEYER PEDIATRICS		111	16	13%	127
PANAMA PHARMACY	3	106	18	14%	127
SOLARIS SENIOR LIVING OF MERRITT ISLAND		121	5	4%	126
MORTON PLANT HOSPITAL NURSING		2	124	98%	126
MICRO PATH LABORATORIES INC		122	3	2%	125
L&S SENIOR CARE DBA ARCADIA OAKS	4	120	1	1%	125
MINUTECLINIC DIAGNOSTIC OF NORTH CAROL		101	24	19%	125
ROHR HOME		122	3	2%	125
IQBAL A FARUQUI MD		93	32	26%	125
FLORIDA DEPARTMENT OF HEALTH IN WALTON COUNTY		111	14	11%	125
BAY REGIONAL URGENT CARE	1	84	40	32%	125
HEARTLAND PHARMACY LAKE PLACID, INC		94	31	25%	125
FLORIDA DEPARTMENT OF HEALTH IN LAKE COUNTY	1	79	44	35%	124
NORTH FL SOUTH GA HCS-MALCOM RANDALL VAMC			124	100%	124
WINDERMERE MEDICAL CENTER		119	5	4%	124
ISLAND URGENT CARE PLLC DBA AFC URGENT CARE		123	1	1%	124
Mt Sinai Aventura			124	100%	124
ARBOR GLEN AT ARBOR TRACE	2	113	9	7%	124
ADVENT HEALTH CENTRA CARE - BRANDON		31	93	75%	124
ARDEN COURTS OF WEST PALM BEACH		122	1	1%	123
GENEDX		48	75	61%	123
SEMINOLE SPORTS AND FAMILY MEDICINE		108	15	12%	123
TIFFANY HALL NURSING AND REHAB CENTER		114	9	7%	123
SEVEN HILLS HEALTH AND REHABILITATION CENTER		107	16	13%	123
CITRUS MEMORIAL HEALTH SYSTEM LAB		2	121	98%	123
PSL NAPLES BH OPERATIONS, LLC		123			123
FLORIDA ATLANTIC UNIVERSITY		115	7	6%	122
MINUTECLINIC DIAGNOSTIC OF RHODE ISLAND, LLC #729		118	4	3%	122
THREE OAKS PHARMACY INC		109	13	11%	122
TGH URGENT CARE - TYRONE		3	119	98%	122
MONTEFIORE MEDICAL CENTER LABORATORIES - MOSES		112	10	8%	122
PALMS EDGE	1	113	8	7%	122
BIODESIX, INC.		93	29	24%	122
KEYSTYLE LIVING LLC	1	120	1	1%	122
PHYSICIANS REGIONAL CLINIC		92	30	25%	122
SIGNATURE HEALTHCARE OF PORT CHARLOTTE		114	7	6%	121
PINELLAS COUNTY JAIL			121	100%	121
THE COURTYARD ASSISTED LIVING		117	4	3%	121
PARKVIEW HEALTH		121			121
SUNRISE SENIOR LIVING OF JACKSONVILLE		112	9	7%	121
SANDY RIDGE CENTER FOR REHABILITATION AND HEALING		100	21	17%	121

COVID-19: testing by laboratory

Data through Apr 18, 2021 verified as of Apr 19, 2021 at 09:25 AM

Data in this report are provisional and subject to change.

The numbers in the table below represent the number of Florida and non-Florida residents for whom test results were received by the Department of Health. A person can be tested by more than one laboratory and can have both positive and negative results. **Therefore, the sum of the numbers in each column will be larger than the total number of people tested.**

Reporting lab	Inconclusive	Negative	Positive	Percent positive	Total
DIATHERIX LABORATORIES		72	49	40%	121
PRIME HEALTH OF NORTH PORT LLC		101	20	17%	121
URGENT CARE TCMA			121	100%	121
BROOKDALE PALM COAST		121			121
EC OPCO CARROLLWOOD LLC		114	7	6%	121
Crystal Health & Rehab Center		115	6	5%	121
BROOKDALE JENSEN BEACH□		117	3	3%	120
ARBOR TERRACE ORTEGA LLC	2	116	2	2%	120
WESTCHESTER MEDICAL CENTER	1	114	5	4%	120
PICH KTM CORP DBA MEDTOWN PHARMACY		102	17	14%	119
ORANGE PARK PEDIATRICS		108	11	9%	119
MY CLINICAL LAB INC		17	102	86%	119
MED ONE AT SAINT AUGUSTINE		87	32	27%	119
MATHISON RETIREMENT COMMUNITY		114	5	4%	119
FLAGLER COLLEGE HEALTH SERVICES		86	33	28%	119
HOBDAIR FAMILY HEALTH LLC□		83	36	30%	119
PANCARE HEALTH GULF COUNTY		91	28	24%	119
LONGWOOD CARDIOLOGY			119	100%	119
RDX BIOSCIENCE		60	59	50%	119
VILLAS OF HOLLY BROOK - BRADENTON 14TH		116	2	2%	118
LATE HOURS URGENT CARE		61	57	48%	118
SH HERON EAST LLC□		103	15	13%	118
COASTAL HEALTH AND REHAB		110	8	7%	118
Golfview Healthcare Center		111	6	5%	117
NEIGHBORHOOD MEDICAL CENTER		112	5	4%	117
BROWARD HEALTH CORAL SPRINGS EPIDEMIOLOGY DEPT		1	116	99%	117
FHMG LAKE MARY PEDS		102	15	13%	117
BROOKDALE COLONIAL PARK	2	114	1	1%	117
UNIVERSITY HEALTH SYSTEM INC		106	11	9%	117
Hialeah Nursing And Rehabilitation Center		111	6	5%	117
FHMG- FLORIDA HOSPITAL MEDICAL GROUP		103	14	12%	117
VILLAGE ON THE ISLE□		111	6	5%	117
BELVEDERE COMMONS OF FORT WALTON BEACH		106	10	9%	116
MINUTECLINIC DIAGNOSTIC OF NORTH CARO		102	14	12%	116
LEE COUNTY SCHOOL DISTRICT	1	108	7	6%	116
MD 365 MEDICAL CARE		115	1	1%	116
HOSPICE OF THE EMERALD COAST INC - PANAMA CITY	2	106	7	6%	115
TREASURE COAST MEDICAL ASSOCIATES		4	111	97%	115
BAY PINES MEDICAL ASSOCIATES		1	114	99%	115
HOSPICE OF MARTIN & ST LUCIE, INC		112	3	3%	115
SUNFLOWER SPRINGS ASSISTED LIVING		105	10	9%	115
Alhambra Health and Rehabilitation		115			115
ST JOHNS COUNTY DETENTION CENTER		114			114
ELAN BUENA VISTA		97	17	15%	114
Courtyards of Orlando Care Center		102	12	11%	114
UNIVERSITY MEDICAL CENTER SUITES		100	14	12%	114
TUSCAN ISLE OPERATING COMPANY LLC DBA		110	4	4%	114

COVID-19: testing by laboratory

Data through Apr 18, 2021 verified as of Apr 19, 2021 at 09:25 AM

Data in this report are provisional and subject to change.

The numbers in the table below represent the number of Florida and non-Florida residents for whom test results were received by the Department of Health. A person can be tested by more than one laboratory and can have both positive and negative results. **Therefore, the sum of the numbers in each column will be larger than the total number of people tested.**

Reporting lab	Inconclusive	Negative	Positive	Percent positive	Total
CABANA AT JENSEN DUNES, THE		110	4	4%	114
WESTWOOD NURSING & REHAB		80	34	30%	114
SUMMIT MEDICAL GROUP PA		104	10	9%	114
LANDMARK HOSPITAL SOUTHWEST FLORIDA LLC		111	3	3%	114
ISLAND DOCTORS		23	91	80%	114
SOUTH BALDWIN MEDICAL CENTER GULF SHORES		91	23	20%	114
PEDIATRIC SERVICES AND BREATHING CENTER PA		86	27	24%	113
DELAND WELLNESS CENTER			113	100%	113
ANYLABTEST NOW		104	8	7%	112
ALLIED HEALTH FORT PIERCE		112			112
TREASURE COAST PRIMARY CARE		91	21	19%	112
CLEVELAND CLINIC FOUNDATION		12	100	89%	112
VRL EUROFINs - HAWAII		112			112
ALL MY KIDS PEDIATRICS INC		78	33	30%	111
J FRANK AVEY MD		87	24	22%	111
MG PORT CHARLOTTE II SUBTENANT LLC		99	12	11%	111
WALGREENS #04809	1	99	11	10%	111
CSL PLASMA INC		8	103	93%	111
ADVENTHEALTH MEDICAL GROUP PRIMARY CARE		103	8	7%	111
AVOW HOSPICE INC		110			110
ADVANCED EMURGENT CARE		28	82	75%	110
LAKE HOUSE ASSISTED LIVING		93	17	15%	110
ARDEN COURTS OF SARASOTA		93	17	15%	110
G & R HEALTH MART PHARMACY		90	20	18%	110
VIERA HOSPITAL			109	100%	109
GRAND VILLA OF DELAND		101	8	7%	109
Riviera Health Resort		108	1	1%	109
GIBBENS FAMILY MEDICAL, LLC		90	19	17%	109
LENOX HILL HOSPITAL		100	9	8%	109
PATRICK AIR FORCE BASE		3	106	97%	109
EVANS HEALTH CARE		106	2	2%	108
CAREMOUNT MEDICAL - PATHOLOGY		104	4	4%	108
North Lake Care Center		107	1	1%	108
QUALITY URGENT CARE AND WELLNESS		68	39	36%	107
Ocala Oaks Rehabilitation Center		101	6	6%	107
VITAS HEALTHCARE CORP OF FLORIDA		106	1	1%	107
NAVY HOSPITAL			107	100%	107
BAY VIEW HEALTHCARE		85	22	21%	107
HEART OF FLORIDA REGIONAL MED CTR		35	71	67%	106
325TH MEDICAL GROUP		87	19	18%	106
MINUTECLINIC DIAGNOSTIC OF OHIO LLC		84	22	21%	106
BROOKDALE CANOPY OAKS		74	32	30%	106
ELMCROFT OF BELLA VITA		98	8	8%	106
ASHRAF MEDICAL GROUP PLLC DBA PULSE MD		103	3	3%	106
CAN COMMUNITY HEALTH		104	2	2%	106
NORTH FLORIDA EVALUATION AND TREATMENT CENTER	2	99	5	5%	106
SANIBEL INTERNAL MEDICINE, LLC		103	3	3%	106

COVID-19: testing by laboratory

Data through Apr 18, 2021 verified as of Apr 19, 2021 at 09:25 AM

Data in this report are provisional and subject to change.

The numbers in the table below represent the number of Florida and non-Florida residents for whom test results were received by the Department of Health. A person can be tested by more than one laboratory and can have both positive and negative results. **Therefore, the sum of the numbers in each column will be larger than the total number of people tested.**

Reporting lab	Inconclusive	Negative	Positive	Percent positive	Total
AU HEALTH		90	16	15%	106
ST PETERSBURG PEDIATRICS-SEMINOLE		92	13	12%	105
MAJESTIC OAKS		102	3	3%	105
WHITE PLAINS HOSPITAL CENTER LAB		101	4	4%	105
MEDICAL CONSULTANTS OF FLORIDA DBA	1	90	14	13%	105
NORTH SHORE MEDICAL LABS	1	97	7	7%	105
MD NOW MEDICAL CENTERS, INC.		83	22	21%	105
UNIVERSITY CENTER MEDICAL LLC DBA	1	99	5	5%	105
EMERALD COAST BEHAVIORAL HOSPITAL		99	6	6%	105
MINUTECLINIC DIAGNOSTIC OF SOUTH CAROLINA, LLC		86	19	18%	105
EAST RIDGE RETIREMENT VILLAGE INC		104			104
GRANDE, THE	2	98	4	4%	104
VISTA MANOR		92	12	12%	104
PEDIATRIC CARE CENTER- JACKSONVILLE BEACH		75	29	28%	104
CARE CENTERS OF NASSAU, LLC - HENDRICKS RD		104			104
PREDICTIVE LABORATORIES, INC	1	90	13	13%	104
MENORAH HOUSE		102	1	1%	103
BAPTIST MEDICAL CENTER SOUTH		82	21	20%	103
AESTHETIC SURGERY CENTER OF WINTER PARK, THE	3	95	5	5%	103
LIFESTREAM BEHAVIORAL CENTER		82	21	20%	103
OMNI HEALTHCARE, INC		101	2	2%	103
ST MARK ASSISTED LIVING CENTER	1	90	12	12%	103
HENNEPIN HEALTHCARE LABORATORY		102			102
BLISS HEALTHCARE SERVICES	1	78	23	23%	102
SUNSHINE GARDENS		101	1	1%	102
PUTNAM COUNTY SHERIFFS OFFICE		95	7	7%	102
LECONTE MEDICAL CENTER LAB		83	19	19%	102
HARBORCHASE OF NAPLES		89	13	13%	102
MIAMI BEACH COMMUNITY HEALTH CENTER		2	99	98%	101
BROOKDALE VERO BEACH SOUTH AL		101			101
CCS - BROWARD COUNTY JAIL		94	7	7%	101
MACADAMS HOME HEALTH AGENCY		100	1	1%	101
TROPICANA MANUFACTURING COMPANY INC		95	6	6%	101
TOTAL CARE PLUS LLC			101	100%	101
ORLANDO LUTHERAN TOWERS ASSISTED LIVING		101			101
Consulate Health Care of Port Charlotte		98	2	2%	100
BLOCK NATION CHASE		86	14	14%	100
AFTER HOURS PEDIATRICS			100	100%	100
PruittHealth Fleming Island		87	13	13%	100
DOUGLAS T JACOBSON STATE VETERANS HOME		100			100
GLOBAL CENTRAL LABS AT PPD	2	88	10	10%	100
EMERALD COAST CENTER		96	4	4%	100
Fouraker Hills Rehab and Nursing		91	9	9%	100
HAWTHORN HOUSE		85	14	14%	99
KALEIDA HEALTH CENTER FOR LABORATORY		93	6	6%	99
Consulate Health Care of Jacksonville		85	14	14%	99
CENTRAL FLORIDA HEALTH CARE		47	52	53%	99

COVID-19: testing by laboratory

Data through Apr 18, 2021 verified as of Apr 19, 2021 at 09:25 AM

Data in this report are provisional and subject to change.

The numbers in the table below represent the number of Florida and non-Florida residents for whom test results were received by the Department of Health. A person can be tested by more than one laboratory and can have both positive and negative results. **Therefore, the sum of the numbers in each column will be larger than the total number of people tested.**

Reporting lab	Inconclusive	Negative	Positive	Percent positive	Total
NORTH CENTRAL BRONX HOSPITAL		94	5	5%	99
DEVANSH LAB WERKS INC		79	20	20%	99
Cross Landings Health and Rehabilitation		97	2	2%	99
TREASURE COAST PEDIATRICS PA		93	6	6%	99
KORGENE LAB	1	28	69	70%	98
PLAZA OF HALLANDALE BEACH		98			98
LANDMARK, THE		48	50	51%	98
VALLEY MEDICAL CENTER		91	7	7%	98
PORT CHARLOTTE REHABILITATION CENTER		84	14	14%	98
SEMINOLE COUNTY HEALTH DEPARTMENT		79	19	19%	98
URINEGOODHANDS LLC		96	2	2%	98
FLORIDA COMMUNITY HEALTH CENTERS INC			98	100%	98
HURLBURT FIELD CLINIC		39	58	60%	97
HEALTH CENTERS AT BRENTWOOD		96	1	1%	97
SUPERIOR RESIDENCES OF LECANTO		82	15	15%	97
ARBOR TRAIL		77	20	21%	97
MINNESOTA TWINS		92	5	5%	97
RIDGEWOOD DIAGNOSTIC LABORATORY		92	5	5%	97
QPS, LLC		93	3	3%	96
CENTRAL FLORIDA HEALTH SERVICES		74	22	23%	96
BAYSHORE MEMORY CARE		96			96
SOUTH LAKE PEDIATRICS		82	14	15%	96
PEDIATRIC ASSOCIATES ORLANDO		82	14	15%	96
MARKET STREET VIERA		95	1	1%	96
COLONY CARE CENTER		79	16	17%	95
LABFIRST - DEPARTMENT OF PATHOLOGY		91	4	4%	95
PALM BAY HOSPITAL			95	100%	95
CROSS CITY REHABILITATION AND HEALTH CARE CENTER		72	23	24%	95
PRIMECARE AT TWIN LAKES		2	93	98%	95
THE TERRACE OF KISSIMMEE		80	15	16%	95
ADVENT HEALTH CENTRA CARE - EAST ORLANDO		65	30	32%	95
RARITAN BAY PERTH AMBOY		85	9	10%	94
ADVENT HEALTH CENTRA CARE - WATERMAN		79	15	16%	94
STONY BROOK UNIVERSITY MEDICAL CENTER		80	14	15%	94
ERIE COUNTY MEDICAL CTR CLINICAL LABS		90	4	4%	94
PUBLIC SQUARE PHARMACY LLC		74	20	21%	94
DIAGNOSTIC SOLUTIONS		3	91	97%	94
HUNTSVILLE HOSPITAL LABORATORY		69	25	27%	94
BRIDGEVIEW CENTER LLC		81	13	14%	94
Conway Lakes Health and Rehabilitation Center		93	1	1%	94
EAST ALABAMA MEDICAL CENTER LABORATORY		82	12	13%	94
EXPRESS DOCS LLC		6	88	94%	94
CONSULATE HEALTH CARE OF SARASOTA	1	93			94
TALLAHASSEE VA OPC		89	5	5%	94
PRESERVE AT PALM AIRE	3	90			93
PENNSYLVANIA DEPT OF HEALTH		21	72	77%	93
VILLAGES VA CBOC	2	85	6	6%	93

COVID-19: testing by laboratory

Data through Apr 18, 2021 verified as of Apr 19, 2021 at 09:25 AM

Data in this report are provisional and subject to change.

The numbers in the table below represent the number of Florida and non-Florida residents for whom test results were received by the Department of Health. A person can be tested by more than one laboratory and can have both positive and negative results. **Therefore, the sum of the numbers in each column will be larger than the total number of people tested.**

Reporting lab	Inconclusive	Negative	Positive	Percent positive	Total
NEW SMYRNA BEACH URGENT CARE			93	100%	93
LAFAYETTE NURSING AND REHABILITATION CENTER		91	2	2%	93
WE SCREEN LLC		89	4	4%	93
JOHN KNOX VILLAGE OF FLORIDA ALF	1	87	4	4%	92
SIGNATURE HEALTHCARE OF MIDDLEBURG		90	2	2%	92
DAVITA LABORATORY		69	23	25%	92
Baldwin Pediatrix		81	11	12%	92
BARRY UNIVERSITY STUDENT HEALTH SERVICES		52	40	43%	92
KINDRED AT HOME		83	9	10%	92
ROSECASTLE AT DELANEY CREEK		90	1	1%	91
CENTURY CENTER FOR REHABILITATION & HEALING		73	18	20%	91
AVERO DIAGNOSTICS		67	24	26%	91
BAHIA OAKS LODGE		85	6	7%	91
TREASURE COAST FORENSIC TREATMENT CTR		70	21	23%	91
MAGNOLIA DIAGNOSTIC		2	89	98%	91
A COUNTRY PLACE ASSISTED LIVING FACILITY		89	2	2%	91
DEBARY HEALTH AND REHABILITATION CENTER		88	3	3%	91
HERON CLUB AT PRESTANCIA		89	2	2%	91
Winter Garden Rehab and Nursing Facility		79	11	12%	90
CATHOLIC HEALTH SYSTEM DEPT LABORATORY		86	4	4%	90
LAKE GIBSON VILLAGE, LLC		87	3	3%	90
WINDSOR OAKS		89	1	1%	90
KEYS MEDICAL GROUP			90	100%	90
CRESTVIEW URGENT CARE		16	74	82%	90
GRACE MEDICAL HOME		73	16	18%	89
Winter Park Care and Rehab		88	1	1%	89
NORTH FLORIDA SPINE AND WELLNESS		69	20	22%	89
FREEDOM INN AT TARPON SPRINGS		82	7	8%	89
CALADIUM PEDIATRICS		79	10	11%	89
Lanier Rehab		64	25	28%	89
MD 365 MEDICAL CARE PLLC		89			89
COOPER FAMILY MEDICAL PLLC		69	20	22%	89
CATHOLIC HEALTH SERVICES REGIONAL LAB		81	8	9%	89
EVENTEST, LLC		87	2	2%	89
ATRIUM AT LIBERTY PARK		85	4	4%	89
PANIRA HEALTHCARE CLINIC		2	87	98%	89
STUART LODGE LIVING LLC		66	23	26%	89
PERSONAL PEDIATRICS		78	10	11%	88
GRAND OAKS OF JENSEN BEACH LLC		87	1	1%	88
GOVERNOR’S CREEK HEALTH & REHABILITATION		87	1	1%	88
JERICOHO URGENT CARE		84	4	5%	88
UNIVERSITY OF NEW MEXICO HOSPITAL		87			87
CHILDRENS CLINIC		39	48	55%	87
BRANDON HEALTH AND REHABILITATION CENTER	1	85	1	1%	87
BAYLOR GENETICS		75	12	14%	87
CLYDE E LASSEN STATE VETERANS NURSING HOME		62	25	29%	87
EISENHOWER ARMY MEDICAL CENTER		80	7	8%	87

COVID-19: testing by laboratory

Data through Apr 18, 2021 verified as of Apr 19, 2021 at 09:25 AM

Data in this report are provisional and subject to change.

The numbers in the table below represent the number of Florida and non-Florida residents for whom test results were received by the Department of Health. A person can be tested by more than one laboratory and can have both positive and negative results. **Therefore, the sum of the numbers in each column will be larger than the total number of people tested.**

Reporting lab	Inconclusive	Negative	Positive	Percent positive	Total
PACIFIC ANALYTICS			87	100%	87
Summit Medical Group, Pa DbA Citymd		79	7	8%	86
BRILLIANCE ASSISTED LIVING		69	17	20%	86
WALGREENS #12673		82	4	5%	86
ACE BIOMEDICAL LABS LLC		73	13	15%	86
PENSACOLA DEVELOPMENTAL CENTER		67	19	22%	86
BISHOP GRADY VILLAS		84	2	2%	86
DISCOVERY VILLAGE AT THE FORUM		86			86
NAPHCARE, INC.		76	10	12%	86
BEACHES PEDIATRICS PA		81	5	6%	86
FLORIDA PEDIATRIC GROUP		31	55	64%	86
MIAMI SHORES NURSING & REHAB		86			86
CHAMBREL AT ISLAND LAKE		82	4	5%	86
W. FRANK WELLS NURSING HOME		84	1	1%	85
SUWANNEE COUNTY SHERIFF OFFICE		82	3	4%	85
HUNTINGTON HOSPITAL LABORATORY		82	3	4%	85
PRMG - EAST NAPLES	1	73	11	13%	85
ST VINCENT'S BIRMINGHAM		78	7	8%	85
MEDRITE URGENT CARE		71	14	16%	85
MEDEXPRESS - BLOOMIN BRANDS		65	20	24%	85
PARK OF THE PALMS INC		83	1	1%	84
PEDIATRIC SERVICES OF AMERICA INC		79	5	6%	84
PINES OF SARASOTA GARDEN		84			84
LONG TERM CARE OF JAY, LLC		63	21	25%	84
NITE LITE PEDIATRICS - JACKSONVILLE		76	8	10%	84
ARBOR OAKS AT TYRONE	9	73	2	2%	84
PLYMOUTH HOME FOR ADULTS, INC.	8	74	1	1%	83
MISIR DRUGS LLC		70	13	16%	83
LABCORP EMPLOYER SERVICES		82	1	1%	83
CANOPY ON BERRYHILL, THE		51	32	39%	83
MID FLORIDA PRIMARY CARE PA		69	14	17%	83
LAKE HOWELL FAMILY MEDICINE ASSOCIATES		69	14	17%	83
THE PAVILION FOR HEALTH CARE		72	10	12%	82
DELCARE PA		66	16	20%	82
LAB		29	53	65%	82
Lexington Health and Rehabilitation Center		82			82
INSTITUTE OF PATHOLOGY KINGS COUNTY		79	3	4%	82
ENCOMPASS HEALTH REHABILITATION HOSPITAL OF LARGO		79	3	4%	82
ARLINGTON OF NAPLES INC, THE		82			82
AR ANESTHESIA LLC		80	2	2%	82
SHERMAN-ABRAMS LABORATORY INC		75	6	7%	81
BIO-TECH CLINICAL LABORATORIES		41	40	49%	81
CAMPBELL URGENT CARE		15	66	81%	81
JENNIFER J CHIAVETTA-GRLSANTI DC		65	16	20%	81
HOLMES COUNTY HEALTH DEPARTMENT	1	67	13	16%	81
ALLIANCE PEDIATRICS		49	31	39%	80
BROWARD HEALTH MEDICAL CENTER CLINICAL LAB			80	100%	80

COVID-19: testing by laboratory

Data through Apr 18, 2021 verified as of Apr 19, 2021 at 09:25 AM

Data in this report are provisional and subject to change.

The numbers in the table below represent the number of Florida and non-Florida residents for whom test results were received by the Department of Health. A person can be tested by more than one laboratory and can have both positive and negative results. **Therefore, the sum of the numbers in each column will be larger than the total number of people tested.**

Reporting lab	Inconclusive	Negative	Positive	Percent positive	Total
ECOLAB GROUP		45	35	44%	80
LAB PLUS, LLC AT SAINT THOMAS WEST HOSPITAL		66	14	18%	80
MEDICAL PAVILION CLINIC		62	18	23%	80
BALMORAL TENANT SERVICES INC	1	43	36	45%	80
INFINITY BIOLOGIX LLC OAKDALE		75	5	6%	80
CVS NY4098030POCT NEW YORK		78	1	1%	79
LPG PRIMARY CARE AT SURFSIDE		70	9	11%	79
EDGEWATER AT WATERMAN VILLAGE		78	1	1%	79
CBS LABS OF TAMPA LLC		3	76	96%	79
SIMED LABORATORY		63	16	20%	79
ALTAMONTE PEDIATRIC ASSOCIATES		31	48	61%	79
DOCTORS CENTER PA,THE		67	12	15%	79
MIRIMUS CLINICAL LABS	2	33	44	56%	79
VETERANS AFFAIRS MEDICAL CENTER - PALO ALTO		28	51	65%	79
EMERGENCY PHYSICIANS MEDICAL CENTER LLC		57	22	28%	79
ROYAL CARE OF AVON PARK		76	3	4%	79
NEW MEXICO STATE PUBLIC HEALTH DIVISION		78			78
CONCENTRA - FT LAUDERDALE - COMMERCIAL BLVD		78			78
Gulfport Rehabilitation Center		75	3	4%	78
CENTRAL BALDWIN IMMEDIATE CARE & FAMILY PRACTICE		60	18	23%	78
LAKE MORTON PLAZA□		75	3	4%	78
WALGREENS 2941		74	4	5%	78
BAYCARE MEDICAL GROUP		71	6	8%	77
ORANGE CITY NURSING AND REHAB		75	2	3%	77
DOH-WEST PALM BEACH BRANCH LABORATORY		3	74	96%	77
ADVENT HEALTH - FOUR CORNERS ER		52	25	32%	77
SANTA BARBARA CARE CENTER		55	22	29%	77
VANDERBILT UNIVERSITY MEDICAL CENTER		68	9	12%	77
WEST VOLUSIA FAMILY AND SPORTS MEDICINE		75	2	3%	77
BOND CLINIC PA		45	32	42%	77
LEVY COUNTY DEPARTMENT OF HEALTH		56	21	27%	77
WALGREENS 9627		71	6	8%	77
HEALTH FIRST - PALM BAY HOSPITAL		2	75	97%	77
DYNAMIC MEDICAL USA			76	100%	76
S-H THIRTY-FIVE OPCO- PORT ST LUCIE, LLC	1	75			76
MOBILE PHYSICIAN SERVICES INC		68	8	11%	76
AESTHETIC ENHANCEMENTS		76			76
SMS DO PA		65	11	14%	76
ASSOCIATED CLINICAL LABORATORIES		68	8	11%	76
OHI WEST INC		67	9	12%	76
NORTH SHORE UNIVERSITY HOSPITAL LABORATORY		69	7	9%	76
CLINICAL PATHOLOGY ASSOCIATES-SONIC REFERENCE LAB		76			76
WINDSOR REFLECTIONS		75	1	1%	76
PROMEDICA LABORATORIES		21	55	72%	76
ADVENTHEALTH EXPRESSCARE		45	30	40%	75
JACOBI MEDICAL CENTER		70	5	7%	75
COASTAL LABORATORIES OF FLORIDA		65	10	13%	75

COVID-19: testing by laboratory

Data through Apr 18, 2021 verified as of Apr 19, 2021 at 09:25 AM

Data in this report are provisional and subject to change.

The numbers in the table below represent the number of Florida and non-Florida residents for whom test results were received by the Department of Health. A person can be tested by more than one laboratory and can have both positive and negative results. **Therefore, the sum of the numbers in each column will be larger than the total number of people tested.**

Reporting lab	Inconclusive	Negative	Positive	Percent positive	Total
BROWARD HEALTH MEDICAL CENTER		3	72	96%	75
WATERCREST ST LUCIE WEST	1	69	5	7%	75
ELLKAY HEALTHCARE DATA PLUMBERS	52	19	4	5%	75
MICHAEL AKPEKE MD		66	9	12%	75
SUN CLINICAL LABORATORIES		73	1	1%	74
BENTLEY VILLAGE II		65	9	12%	74
LAKE CITY VA MEDICAL CENTER			74	100%	74
SCOTT LAKE HEALTH AND REHABILITATION CENTER		71	3	4%	74
BROOKDALE OVIEDO		72	2	3%	74
CENTRAL FLORIDA PEDIATRICS		38	36	49%	74
NORTH FLORIDA PEDIATRICS		57	17	23%	74
PANCARE HEALTH - FREEPORT CLINIC SUITE B		65	9	12%	74
STONY BROOK SOUTHAMPTON		72	2	3%	74
OAK MANOR NURSING HOME		70	4	5%	74
CVS MINUTE CLINIC		1	73	99%	74
GRAND ST PAUL CVS		73	1	1%	74
PANCARE HEALTH - MALONE CLINIC		67	7	9%	74
NOAH CLINICAL LABORATORY		63	11	15%	74
THE GOOD SHEPARDS OF DELAND-WEST		72	1	1%	73
NOMI HEALTH LAB SERVICES LLC		5	68	93%	73
DISCOVERY VILLAGE AT PALM BEACH GARDENS		71	2	3%	73
PALM RIVER COMMUNITY HEALTH CENTER		66	7	10%	73
GOOD HEARTS COVID TESTING		30	43	59%	73
MEADOWCREST FAMILY PHYSICIANS PA	1	49	23	32%	73
TAMPA BAY CONCIERGE DOCTOR, LLC		71	2	3%	73
CONSULATE HEALTH CARE - LAKE MARY		72	1	1%	73
EVIVIA		70	3	4%	73
SIMEDHEALTH LLC		62	11	15%	73
FLORIDA MEDICAL CLINIC PA		50	22	31%	72
MULBERRY CARE CENTER		62	10	14%	72
GV NAPLES OPCO, LLC		71	1	1%	72
CRAIG BERGER MD PL D/B/A BAY AREA EYE INSTITUTE		72			72
LABCORP		20	52	72%	72
HAVEN OF OUR LADY OF PEACE		72			72
TITUSVILLE FAMILY PRACTICE		16	56	78%	72
GUIDEWELL EMERGENCY MEDICINE DOCTORS LLC		40	32	44%	72
KINGS BAY PEDIATRICS LLC		66	6	8%	72
SOS MOBILE MEDICAL CARE LLC		61	11	15%	72
MD LABS		45	27	38%	72
BOND CLINIC DR ELDEEB		35	36	51%	71
AMMON LABS		61	10	14%	71
BENTLEY CARE CENTER		71			71
CL BRUMBACK PRIMARY CARE CLINICS		17	54	76%	71
ADVENT HEALTH - LAKE MARY		61	10	14%	71
ADVANCED LAB		67	4	6%	71
BARNETT PARK☐		2	69	97%	71
SUNCOAST OPTIMAL WELLNESS		23	48	68%	71

COVID-19: testing by laboratory

Data through Apr 18, 2021 verified as of Apr 19, 2021 at 09:25 AM

Data in this report are provisional and subject to change.

The numbers in the table below represent the number of Florida and non-Florida residents for whom test results were received by the Department of Health. A person can be tested by more than one laboratory and can have both positive and negative results. **Therefore, the sum of the numbers in each column will be larger than the total number of people tested.**

Reporting lab	Inconclusive	Negative	Positive	Percent positive	Total
INN AT ASTON GARDENS AT PELICAN POINTE,THE		67	4	6%	71
LUTHERAN HAVEN ASSISTED LIVING		71			71
THOMAS INTERNAL MEDICINE		60	11	15%	71
ST VINCENTS PRIMARY CARE		64	7	10%	71
STERLING HOUSE OF TALLAHASSEE	3	62	6	8%	71
INDIGO MANOR☐		22	49	69%	71
USF HEALTH MORSANI CENTER		5	65	93%	70
DEVELOPMENTAL DISABILITIES DEFENDANT PROGRAM		68	2	3%	70
HARMONY CLINIC		1	69	99%	70
Highlands Regional Hospital		63	7	10%	70
THE TRADITION OF THE PALM BEACHES		68	2	3%	70
SUNCOAST COMMUNITY HEALTH CENTERS PEDIATRICS		21	49	70%	70
MED EXPRESS		6	64	91%	70
SUMMIT AT VENICE	2	63	5	7%	70
BREVARD HEALTH ALLIANCE INC		67	3	4%	70
BioReference Laboratories, Inc		8	62	89%	70
MEMORIAL MANOR		69			69
SAN JOSE SENIOR CARE LLC	1	43	25	36%	69
ARTHREX MEDICAL CENTER		39	30	43%	69
HERITAGE HEALTHCARE AND REHABILITATION CENTER		69			69
LINCOLN MEDICAL AND MENTAL HEALTH CENTER		66	3	4%	69
PLANTATION GENERAL HOSPITAL CLINICAL LAB		26	43	62%	69
PRODUCTION HEALTH SAFETY MANAGEMENT		67	2	3%	69
CP/AIG PENSACOLA DEVELOPMENT LLC		66	3	4%	69
PARKSIDE INN	3	64	2	3%	69
BIG BOCA SMILES LLC☐		66	2	3%	68
ENCOMPASS HEALTH REHABILITATION HOSPITAL		68			68
PROMEDICA SENIOR LIVING		64	4	6%	68
GEORGE E WEEMS MEMORIAL HOSPITAL LAB		58	10	15%	68
MICHAEL A VENAZIO MD		64	4	6%	68
TOWERS HOME CARE☐		64	4	6%	68
NORTHWESTERN UNIVERSITY CORP		67	1	1%	68
SUMTER PEDIATRICS		63	5	7%	68
GENPATH			68	100%	68
AEL- MEMPHIS		17	51	75%	68
EC OPCO PENSACOLA, LLC		66	1	1%	67
SOMERBY OF SANTA ROSA BEACH		58	9	13%	67
NAPHCARE INC		62	5	7%	67
MEASE MANOR INC		63	4	6%	67
AMERICAN FAMILY MEDICAL		53	13	20%	66
INTERNAL MEDICINE ASSOCIATES PA		62	4	6%	66
Stratford Court of Palm Harbor		56	10	15%	66
MANATEE COUNTY JAIL		65	1	2%	66
OKEECHOBEE URGENT CARE		17	49	74%	66
ST JOSEPHS HOSPITAL SOUTH HOSPITAL			66	100%	66
SAMFORD UNIVERSITY HEALTH SERVICES		65	1	2%	66
VETERANS AFFAIRS MEDICAL CENTER - GULF COAST		27	39	59%	66

COVID-19: testing by laboratory

Data through Apr 18, 2021 verified as of Apr 19, 2021 at 09:25 AM

Data in this report are provisional and subject to change.

The numbers in the table below represent the number of Florida and non-Florida residents for whom test results were received by the Department of Health. A person can be tested by more than one laboratory and can have both positive and negative results. **Therefore, the sum of the numbers in each column will be larger than the total number of people tested.**

Reporting lab	Inconclusive	Negative	Positive	Percent positive	Total
BOND AND STEELE CLINIC, PA		52	14	21%	66
MEDEX MEDICAL EXPRESS OF PALATKA			66	100%	66
MINUTECLINIC DIAGNOSTIC OF NEW JERSEY		58	8	12%	66
ISLAND COAST PEDIATRICS		58	7	11%	65
MINUTECLINIC DIAGNOSTIC OF KANSAS, PA		56	9	14%	65
OUT OF STATE		40	25	38%	65
HORIZON ALF		64	1	2%	65
FAST PACE MEDICAL CLINIC, PLLC		55	10	15%	65
WILSON MEMORIAL REGIONAL MEDICAL CENTER		61	4	6%	65
WADSWORTH HEALTH CENTER		62	3	5%	65
EAST HILL PHARMACY		46	19	29%	65
NXGEN MDX		20	45	69%	65
HERNANDO COUNTY FIRE RESCUE DISTRICT		31	34	52%	65
SUMMER VISTA ASSISTED LIVING		38	27	42%	65
PM PEDIATRICS		55	10	15%	65
ADVENT HEALTH CENTRA CARE - WINTER GARDEN		19	46	71%	65
BROOKDALE CENTRE POINTE	1	64			65
CORAL GABLES HOSPITAL			65	100%	65
ROCKLEDGE REGIONAL MEDICAL CENTER		30	35	54%	65
1ST PRIORITY LAB SERVICES		52	12	19%	64
NEMOURS CHILDRENS PRIMARY CARE OVIEDO		51	13	20%	64
JOSEPH L MORSE GERIATRIC CENTER	2	59	3	5%	64
ADVENT HEALTH - PALM COAST		2	62	97%	64
GREENLEAF ALF		63	1	2%	64
GOLDEN POND COMMUNITIES		64			64
TRINITY AL SENIOR HOUSING LLC		45	19	30%	64
NORTH FLORIDA MEDICAL CENTER		58	6	9%	64
SILVER LAKE PEDIATRICS PA		57	7	11%	64
BRADFORD COUNTY HEALTH DEPARTMENT		63	1	2%	64
SACRED HEART MEDICAL GROUP URGENT CARE		52	12	19%	64
REHAB AND HEALTHCARE CENTER OF CAPE CORAL		64			64
TROY REGIONAL MEDICAL CENTER		53	11	17%	64
SUNCOAST TECHNICAL COLLEGE SCHOOL OF HEALTH		64			64
VIERA HEALTH AND REHABILITATION CENTER		62	2	3%	64
LPG CONVENIENT CARE AT PINE ISLAND ROAD		58	6	9%	64
SAFARI PEDIATRICS PA		62	2	3%	64
APC PEDIATRICS AT RYE ROAD MEDICAL PARK		63	1	2%	64
ROSECASTLE OF JACKSONVILLE LLC		62	1	2%	63
NORTH FLORIDA PEDIATRICS - JACKSONVILLE		57	6	10%	63
ATLAN		55	8	13%	63
FLORIDA HEALTH CARE		8	55	87%	63
BIOREFERENCE LABORATORIES INC		11	52	83%	63
BEEHIVE HOMES OF GULF BREEZE		47	16	25%	63
BURRY'S PHARMACY INC		38	25	40%	63
Palms at Ponte Vedra Assisted Living and Memory Care		60	3	5%	63
NORTH FLORIDA PHARMACY		56	7	11%	63
KESHAV RX LLC		51	12	19%	63

COVID-19: testing by laboratory

Data through Apr 18, 2021 verified as of Apr 19, 2021 at 09:25 AM

Data in this report are provisional and subject to change.

The numbers in the table below represent the number of Florida and non-Florida residents for whom test results were received by the Department of Health. A person can be tested by more than one laboratory and can have both positive and negative results. **Therefore, the sum of the numbers in each column will be larger than the total number of people tested.**

Reporting lab	Inconclusive	Negative	Positive	Percent positive	Total
DAVID POSNACK JEWISH DAY SCHOOL		63			63
MEDI CLINIC SARASOTA INC		62	1	2%	63
NICEVILLE URGENT CARE		17	46	73%	63
MENTAL HEALTH CARE INC		53	9	15%	62
EMERALD COAST HOSPICE		61	1	2%	62
ERDOX		58	4	6%	62
CINNAMON COVE ALF		61	1	2%	62
LAKELAND REGIONAL HEALTH		38	24	39%	62
ST FRANCIS HOSPITAL		54	8	13%	62
OVERLOOK HOSPITAL LABORATORY		57	5	8%	62
DEPT OF VA MED CENTE-WEST PALM BEACH			62	100%	62
PALM BAY URGENT CARE		28	34	55%	62
MEDLOGIC LABORATORIES		3	59	95%	62
PANCARE HEALTH - JACKSON COUNTY		51	11	18%	62
ERIC C MRSHAL, MD, PC #1842		58	3	5%	61
ORTHOPAEDIC SURGERY CENTER		61			61
FAMILY HEALTH CENTER		43	18	30%	61
WASHINGTON REHABILITATION AND NURSING CENTER		51	10	16%	61
RITECARE MED CTR H			61	100%	61
ST CLOUD PHYSICIAN MANAGEMENT LLC DBA ST CLOUD		28	33	54%	61
CDR MAGUIRE INC	1	7	53	87%	61
MAIN STREET MEDICAL CENTER OF CRESTVIEW PA		41	19	32%	60
ENCOMPASS HEALTH REHABILITATION HOSPITAL OF SARASOTA		60			60
WORLD OF PEDIATRICS LLC		52	8	13%	60
LAKE CO EMPLOYEE HEALTH AND WELLNESS CENTER		53	7	12%	60
CHILDREN'S HOSPITAL OF ALABAMA		59	1	2%	60
GRAND AVENUE RX			60	100%	60
THE PRESERVE AT CLEARWATER		58	2	3%	60
81ST MEDICAL GROUP		28	32	53%	60
TWIN CREEKS ASSISTED LIVING & MEMORY CARE		57	3	5%	60
LEE COMMUNITY HEALTHCARE - LEHIGH		51	9	15%	60
INTERNAL LAB		50	10	17%	60
PREMISE HEALTH MIA		22	38	63%	60
ADVENTHEALTH MEDICAL GROUP MULTISPECIALTY			60	100%	60
SONORAN DESERT PATHOLOGY ASSOCIATES		3	57	95%	60
CARE CENTERS OF NASSAU LLC MINER ROAD SOUTH		60			60
WAVE CREST HEALTH AND REHABILITATION CENTER		57	3	5%	60
UHEALTH AT FISHER ISLAND			59	100%	59
TBI RESIDENTIAL SERVICES, INC.		48	11	19%	59
STEINHATCHEE FAMILY MEDICAL CENTER	1	50	8	14%	59
FLORIDA HEALTH CARE DELAND			59	100%	59
MILLENIUM PHYSICIANS GROUP		1	58	98%	59
JOHN D ARCHBOLD MEMORIAL HOSPITAL		58	1	2%	59
FERN PARK DEVELOPMENTAL CENTER		5	54	92%	59
BIOTECH		52	7	12%	59
BIG BEND CARES, INC		51	8	14%	59
MARQUIS LABS, LLC		57	2	3%	59

COVID-19: testing by laboratory

Data through Apr 18, 2021 verified as of Apr 19, 2021 at 09:25 AM

Data in this report are provisional and subject to change.

The numbers in the table below represent the number of Florida and non-Florida residents for whom test results were received by the Department of Health. A person can be tested by more than one laboratory and can have both positive and negative results. **Therefore, the sum of the numbers in each column will be larger than the total number of people tested.**

Reporting lab	Inconclusive	Negative	Positive	Percent positive	Total
CARDIOLOGY AND MEDICINE ASSOCIATES		43	16	27%	59
MINUTECLINIC DIAGNOSTIC OF HAWAII LLC		52	7	12%	59
LAKE SHERIFF		45	14	24%	59
SONATA BOCA RATON		54	4	7%	58
BUECHELE DENTAL PA DBA CLERMONT FAMILY DENTISTRY		48	10	17%	58
COOPER FAMILY MEDICAL, PLLC		48	10	17%	58
KINDRED HOSPITAL CENTRAL TAMPA BLOOD GAS	1	52	5	9%	58
ALEXANDER NININGER STATE VETERANS		58			58
CALHOUN COUNTY HEALTH DEPT		29	29	50%	58
LEE MEMORIAL HEALTH SYSTEM D/B/A LEE COMMUNITY		53	5	9%	58
TUKA PEDIATRICS		7	51	88%	58
Grand Villa of Clearwater		53	5	9%	58
Margate Health and Rehabilitation Center		56	2	3%	58
MICHIGAN DEPARTMENT OF HEALTH AND HUMAN SERVICES	1		57	98%	58
ADVENT HEALTH - MOUNT DORA		10	48	83%	58
SARATOGA HOSPITAL LABORATORY		52	5	9%	57
CORNERSTONE PEDIATRICS		45	12	21%	57
ALZHEIMERS CARE CENTER OF VIERA LTD		37	20	35%	57
PREMIUM HEALTH SERVICES OF TAMPA BAY LLC		34	23	40%	57
THE CANOPY AT BERRYHILL		57			57
MALCOM RANDALL DEPT OF VAMC			57	100%	57
MINUTECLINIC DIAGNOSTIC OF SOUTH CAROL		52	5	9%	57
ALL AMERICAN URGENT CARE			57	100%	57
BOCA BIOLISTICS LLC		46	11	19%	57
Bon Secours Maria Manor		52	5	9%	57
TGH URGENT CARE POWERED BY FAST TRACK			57	100%	57
TRADITIONAL HOME HEALTH OF PALM BEACH INC		55	2	4%	57
S-H THIRTY FIVE OPCO - ORANGE CITY, LLC		47	10	18%	57
FINLAY CLINICAL LABORATORY		20	37	65%	57
VALENCIA HOUSE ALF		55	2	4%	57
KEY WEST MEDICAL CENTER	1	50	6	11%	57
KAPG FLEMING ISLAND SENIOR HOUSING OPCO LLC	1	56			57
GENESIS DERMATOLOGY		53	4	7%	57
ASCENSION SACRED HEART BAY LABORATORY		54	3	5%	57
TIFFANY HALL NURSING AND REHAB		44	12	21%	56
PATHOLOGY CONSULTANTS OF NEW MEXICO		56			56
CENTRA CARE – LAKE NONA		6	50	89%	56
SOUTHSIDE HOSPITAL NORTHWELL HEALTH LABORATORY		49	7	13%	56
DAVENPORT PEDIATRICS CLERMONT PA		50	6	11%	56
HIALEAH HOSPITAL RESPIRATORY DEPT			56	100%	56
SPRING MANOR ASSISTED LIVING		56			56
CITYMD OF MANAHAWKIN		54	2	4%	56
URGENT CARE USA LLC		2	54	96%	56
DOT DOC SARASOTA		51	5	9%	56
ATRIA PARK OF LAKE FOREST (WG HERITAGE LF LLC)		54	2	4%	56
MAUREEN OROURKE-FUTEY			56	100%	56
OCOEE PEDIATRICS		48	8	14%	56

COVID-19: testing by laboratory

Data through Apr 18, 2021 verified as of Apr 19, 2021 at 09:25 AM

Data in this report are provisional and subject to change.

The numbers in the table below represent the number of Florida and non-Florida residents for whom test results were received by the Department of Health. A person can be tested by more than one laboratory and can have both positive and negative results. **Therefore, the sum of the numbers in each column will be larger than the total number of people tested.**

Reporting lab	Inconclusive	Negative	Positive	Percent positive	Total
EAGLES WATCH CLUSTER		47	9	16%	56
PREMIER MEDICAL ASSOCIATES ALL FLORIDA LLC		54	1	2%	55
WEST ISLIP URGENT CARE		50	5	9%	55
KENDALL REGIONAL MEDICAL CENTER LAB	3		52	95%	55
NITE LITE PEDIATRICS - PORT ST. LUCIE		46	9	16%	55
GENTIVA HEALTH SERVICES CERTIFIED INC		52	3	5%	55
LPG PRIMARY CARE AT PINE ISLAND		45	10	18%	55
PALM BAY PEDIATRICS		36	19	35%	55
EAST CENTRAL FLORIDA OUTPATIENT IMAGING		43	12	22%	55
Salerno Bay Health & Rehabilitation Center		45	10	18%	55
SONATA HUNTERS CREEK		47	8	15%	55
VPA PC LAB		48	7	13%	55
LONG ISLAND UNIVERSITY - POST CAMPUS		50	5	9%	55
APOLLOMDX LABS		32	22	41%	54
CLERMONT HEALTH AND REHAB		40	14	26%	54
Jupiter Medical Center Pavilion		53	1	2%	54
SARASOTA CO. HEALTH DEPT # 58		40	14	26%	54
JUNIPER VILLAGE AT NAPLES		53	1	2%	54
FG RAPID		49	5	9%	54
UNITED LABORATORY SERVICES CORPORATION		38	16	30%	54
FUTURE PEDIATRICS		51	3	6%	54
CERTUS MTD OPCP LLC		52	2	4%	54
CAMBRIDGE SECURITY SERVICES		51	3	6%	54
PENNSYLVANIA DEPARTMENT OF HEALTH BUREAU OF LABORATORIES			54	100%	54
FAMILY EXTENDED CARE OF PUNTA GORDA		54			54
ST. CLOUD MEDICAL GROUP		54			54
ORLANDO CLINICAL RESEARCH CENTER		51	3	6%	54
Osprey Point Nursing Center		51	2	4%	53
LONG ISLAND JEWISH MED CTR		49	4	8%	53
CAPE REGIONAL MEDICAL CENTER		50	3	6%	53
LITTLE NECK URGENT CARE		51	2	4%	53
ROCHESTER GENERAL HOSPITAL LABORATORY		49	4	8%	53
SOMERSET			53	100%	53
QUOTIENT SCIENCES LABS LLC			53	100%	53
ALLIANCE COMMUNITY FOR RETIREMENT LIVING		53			53
UNIVERSITY OF WEST FLORIDA, THE		52	1	2%	53
LPG PULMONOLOGY-COCONUT POINT		46	7	13%	53
MISSION OAKS ASSISTED LIVING□		51	2	4%	53
ADVENT HEALTH EXPRESS CARE		5	48	91%	53
HOME CARE PHARMACY		53			53
BARNES HEALTHCARE OF FLORIDA LLC		49	4	8%	53
HOLY NAME HOSPITAL LABORATORY		50	2	4%	52
INTERNAL MEDICINE SPECIALIST		46	6	12%	52
ST ANTHONYS PRIMARY CARE LLC/JACKSON STREET			52	100%	52
ORCHID COVE AT DAYTONA		45	7	13%	52
PHILLIPPE RIDGE		40	12	23%	52
ADVENT HEALTH		49	3	6%	52

COVID-19: testing by laboratory

Data through Apr 18, 2021 verified as of Apr 19, 2021 at 09:25 AM

Data in this report are provisional and subject to change.

The numbers in the table below represent the number of Florida and non-Florida residents for whom test results were received by the Department of Health. A person can be tested by more than one laboratory and can have both positive and negative results. **Therefore, the sum of the numbers in each column will be larger than the total number of people tested.**

Reporting lab	Inconclusive	Negative	Positive	Percent positive	Total
SNH BRFL TENANT LLC	2	50			52
NEW YORK PRESBYTERIAN - QUEENS DIAGNOSTIC		48	4	8%	52
WALGREENS CO		45	6	12%	51
GULFVIEW MEDICAL INSTITUTE		51			51
ADVANCE URGENT CARE CENTER, LLC		10	41	80%	51
SOUTHEAST ALABAMA MEDICAL CENTER			51	100%	51
SOUTH CAROLINA DEPT OF HEALTH AND ENVIRONMENT CONTROL		11	40	78%	51
LAKELAND REGIONAL HEALTH GATEWAY CENTER		28	23	45%	51
FLORIDA MEDICAL CLINIC - MULTI SPECIALTY CAMPUS		23	28	55%	51
WALGREENS #10373		49	2	4%	51
INN AT THE FOUNTAINS, THE		34	17	33%	51
TGH URGENT CARE - RIVERVIEW			51	100%	51
FELICIDAD MEDICAL CENTER		5	46	90%	51
LAKE INTERNAL MEDICINE ASSOCIATES PA		44	7	14%	51
LPG PEDIATRICS AT PAGE FIELD		50	1	2%	51
QHC UPSTATE MEDICAL PC		42	9	18%	51
GRAND VILLA OF DEL RAY WEST		47	4	8%	51
AVANTE ST CLOUD		48	3	6%	51
MIAMI CLINICAL RESEARCH CORP		12	39	76%	51
CITY OF OCALA EMPLOYEE HEALTH AND WELLNESS CENTER		44	7	14%	51
BETHUNE-COOKMAN UNIVERSITY		32	18	36%	50
MARIANNA HEALTH AND REHABILITATION CENTER		49	1	2%	50
PRACTICE MANAGEMENT OF AMERICA, INC.		7	43	86%	50
HILA BECKERMAN MD LLC	1	45	4	8%	50
BENTON HOUSE OF PORT ORANGE		44	6	12%	50
CAMP BOGGY CREEK		49	1	2%	50
PORT ST. LUCIE - ZAXBY'S		50			50
TREASURE COAST URGENT & FAMILY CARE		27	23	46%	50
ST JOSEPHS CHILDRENS OUTREACH			50	100%	50
AMELIA ASSISTED LIVING FACILITY		50			50
POPLAR HEALTHCARE PLLC	1	11	38	76%	50
CARE ATC - ANDES			50	100%	50
MINUTECLINIC, LLC		44	6	12%	50
PROFESSIONAL PEDIATRICS		48	2	4%	50
MILLENIA ADVANCED SCIENTIFIC LLC			50	100%	50
IMMEDIATE CARE PA		46	4	8%	50
AHMG SURGICAL SPECIALIST		50			50
RAINBOW PEDIATRICS PC LLC / BREAKFAST POINT		39	11	22%	50
FHMG_CTR FOR SENIOR HEALTH		44	5	10%	49
GRAND VILLA OF ALTAMONTE SPRINGS		42	7	14%	49
LIGHTHOUSE PEDIATRICS OF NAPLES		44	5	10%	49
PERSONAL PEDIATRICS PA		46	3	6%	49
OPTUMCARE SOUTH FLORIDA, LLC		42	7	14%	49
LINCOLN DIAGNOSTIC LAB		47	2	4%	49
DOH		23	26	53%	49
HEALTH FIRST - CAPE CANAVERAL HOSPITAL		1	48	98%	49
Guardian Care Nursing and Rehabilitation Center		49			49

COVID-19: testing by laboratory

Data through Apr 18, 2021 verified as of Apr 19, 2021 at 09:25 AM

Data in this report are provisional and subject to change.

The numbers in the table below represent the number of Florida and non-Florida residents for whom test results were received by the Department of Health. A person can be tested by more than one laboratory and can have both positive and negative results. **Therefore, the sum of the numbers in each column will be larger than the total number of people tested.**

Reporting lab	Inconclusive	Negative	Positive	Percent positive	Total
NIGHT LITE PEDIATRICS CENTER LLC		10	39	80%	49
Citymd Of Toms River		42	7	14%	49
IMA MEDICAL CENTER		34	15	31%	49
ADVENTIST HEALTH SYSTEM FLORIDA		34	15	31%	49
TANVIR H SHAGAR NP		42	7	14%	49
MADISON COUNTY MEMORIAL HOSPITAL LABORATORY		15	34	69%	49
SOLARIS SENIOR LIVING NORTH NAPLES		48	1	2%	49
SOFT CELL LABORATORIES		45	4	8%	49
NORTHBROOK CENTER FOR□		47	2	4%	49
ALLEGRO		47	2	4%	49
USF		1	48	98%	49
COURTYARD GARDENS OF JUPITER		48			48
PREMIER MEDICAL ASSOCIATES		46	2	4%	48
PREMIER COMMUNITY HEALTHCARE GROUP INC		46	2	4%	48
TRINITY URGENT CARE		36	12	25%	48
BITTINGS APOTHECARY INC		42	6	13%	48
INTERCOASTAL MEDICAL GROUP		2	46	96%	48
ADVENTHEALTH MEDICAL GROUP FAMILY MEDICINE		43	5	10%	48
SEWANEE MOLECULAR DIAGNOSTICS LABORATO		48			48
MINUTECLINIC DIAGNOSTIC OF NORTH CAROLINA		46	2	4%	48
THE TERRACE OF JACKSONVILLE		3	45	94%	48
BAPTIST URGENT CARE		44	4	8%	48
LYSTER ACH FT RUCKER AL		45	3	6%	48
CAREMED INTERNAL MEDICINE		30	18	38%	48
MORTON PLANT			48	100%	48
NAPLES PEDIATRICS INC□		43	5	10%	48
GRAND OAKS OF PALM CITY LLC□	1	41	6	13%	48
S-H THIRTY FIVE OPCO - LUTZ, LLC		47	1	2%	48
BAY CENTER HURRICANE SHELTER		48			48
COURTYARD GARDENS OF BOYNTON BEACH, LLC		45	3	6%	48
ISLAND URGENT CARE PLLC		44	4	8%	48
COMPLETE HOME CARE OF THE PALM BEACHES LLC		43	4	9%	47
CONCENTRA URGENT CARE		43	4	9%	47
URGENT CARE & WELLNESS CENTER		15	32	68%	47
GRAMERCY PARK URGENT CARE		45	2	4%	47
POINTE AT NEW PORT PLACE,THE		47			47
ALWAYS BEST CARE SENIOR SERVICES		42	5	11%	47
CARE 4 U MANAGEMENT, INC			47	100%	47
MOBILE DOC FL, LLC		29	18	38%	47
NAVARRE GARDENS		41	6	13%	47
HERNANDO ENDOSCOPY AND SURGERY CENTER		36	11	23%	47
FAMILY EXTENDED CARE OF WINTER HAVEN		45	2	4%	47
WINTER GARDEN REHAB AND NURSING CENTER		43	4	9%	47
PINES NURSING HOME		45	2	4%	47
INTERLAB		1	46	98%	47
PANCARE HEALTH - BAY COUNTY - YOUNGSTOWN		42	5	11%	47
ADVENT HEALTH - LAKE WALES		35	12	26%	47

COVID-19: testing by laboratory

Data through Apr 18, 2021 verified as of Apr 19, 2021 at 09:25 AM

Data in this report are provisional and subject to change.

The numbers in the table below represent the number of Florida and non-Florida residents for whom test results were received by the Department of Health. A person can be tested by more than one laboratory and can have both positive and negative results. **Therefore, the sum of the numbers in each column will be larger than the total number of people tested.**

Reporting lab	Inconclusive	Negative	Positive	Percent positive	Total
THE MEDICAL GROUP OF SOUTH FLORIDA INC		41	6	13%	47
JFK MEDICAL CENTER NORTH LAB		1	46	98%	47
Rehabilitation Center of the Palm Beaches		47			47
MAGNOLIA DIAGNOSTICS, LLC	1	19	27	57%	47
KAPG ST AUGUSTINE SENIOR HOUSING OPCO LLC		37	9	20%	46
ADVENT HEALTH MEDICAL GROUP OB GYN AT		40	6	13%	46
MINUTECLINIC DIAGNOSTIC MEDICAL GROUP		42	4	9%	46
WG EVERGREEN WOODS SH LLC		46			46
BAYA URGENT CARE LLC		21	25	54%	46
SUNSHINE ASSISTED LIVING		46			46
HARTFORD HEALTH SERVICES LLC		46			46
LUTHERAN HAVEN EXTENDED CONGREGATE CAR		46			46
CAREATC INC BRANDON	8	35	3	7%	46
Heritage Park Care and Rehabilitation		46			46
H LEE MOFFITT CANCER CENTER MICRO		46			46
VIP WALK IN CLINIC		23	23	50%	46
PATRICK MANOR INCORPORATED		46			46
CDR MAGUIRE - MIAMI BEACH CC MISSION 17388		2	44	96%	46
NORTH FLORIDA / SOUTH GEORGIA VETERANS HEALTH SYSTEM		1	45	98%	46
PREMIER PLACE HEALTHCARE AT THE GLENVIEW		46			46
SIDDH INC DBA SAN CARLOS PHARMACY		43	3	7%	46
COLLIER BLVD HMA PHYSICIAN MANAGEMENT LLC		46			46
EAST MANATEE FAMILY	1	1	44	96%	46
TRICORE REF LABS - UNIV OF NM		46			46
MINUTECLINIC DIAGNOSTIC OF LOUISIANA		42	3	7%	45
SOUTHPORT SQUARE HARBOUR HEALTH		45			45
LARA HEALTH AND WELLNESS CENTER LLC		45			45
PLAINVIEW URGENT CARE		42	3	7%	45
ARCPOINT LABS OF WEST PALM BEACH		8	37	82%	45
BRP SH OPCO LLC		45			45
HIGHLANDS COUNTY FIRE RESCUE		45			45
ALLIANCE OF PHYSICIANS AGAINST COVID-19			45	100%	45
SAN CARLOS PHARMACY		39	6	13%	45
STUART URGENT CARE			45	100%	45
MID-FLORIDA PATHOLOGY, LLC		35	10	22%	45
WALGREENS 3145		42	3	7%	45
ROADS PEDIATRICS,LLC		42	3	7%	45
CITY OF CAPE CORAL		35	10	22%	45
REDI-MED WALK-IN FAMILY CARE			45	100%	45
GREENSBORO PATHOLOGY LLC		34	11	24%	45
BD MEDICAL SYSTEMS		43	2	4%	45
NEXT MOLECULAR ANALYTICS		14	31	69%	45
AVALON PARK RETIREMENT RESIDENCE		43	2	4%	45
NEOGENOMICS LABORATORIES INC		45			45
GOLFCREST HEALTHCARE CENTER		45			45
COLLIER URGENT CARE CENTERS		44	1	2%	45
NEWPATH DIAGNOSTICS		36	8	18%	44

COVID-19: testing by laboratory

Data through Apr 18, 2021 verified as of Apr 19, 2021 at 09:25 AM

Data in this report are provisional and subject to change.

The numbers in the table below represent the number of Florida and non-Florida residents for whom test results were received by the Department of Health. A person can be tested by more than one laboratory and can have both positive and negative results. **Therefore, the sum of the numbers in each column will be larger than the total number of people tested.**

Reporting lab	Inconclusive	Negative	Positive	Percent positive	Total
UNION MEDICAL CARE PLLC		43	1	2%	44
ASHTON PLACE	3	37	4	9%	44
IMA MEDICAL GROUP POINCIANA		18	26	59%	44
ST JUDE LABORATORIES		40	4	9%	44
FLORIDA HOSPITAL		28	16	36%	44
BENTON HOUSE OF CLERMONT		44			44
PEDIATRICS OF CENTRAL FLORIDA – SAINT CLOUD	2	40	2	5%	44
ROYAL PALM SENIOR RESIDENCE		44			44
PRINCETON VILLAGE□		40	4	9%	44
LOURDES HOSPITAL INC		42	2	5%	44
THE MERIDIAN AT BOCA RATON	1	43			44
CLEARWATER PAIN MANAGEMENT ASSOCIATES		42	2	5%	44
RADIOLOGY ASSOCIATES OF VENICE AND ENGLEWOOD		42	2	5%	44
INNOVATIVE GX LABORATORIES		37	7	16%	44
Gulf Shore Care Center		39	5	11%	44
TRIPLE O MEDICAL SERVICES INC		41	3	7%	44
ADULT MEDICINE OF LAKE COUNTY INC			43	100%	43
WOLFF CTR FOR CHILD & ADOLESCENT HEALTH PLLC,THE		26	17	40%	43
CVS MINUTE CLINIC DIAGNOSTIC OF NORTH CAROL		37	6	14%	43
FIRST CHOICE URGENT CARE		12	31	72%	43
PINELLAS INTERNAL MEDICINE ASSOCIATES	1	39	3	7%	43
FLAGLER HOSPITAL INC	2		41	95%	43
RESIDENTIAL PLAZA AT BLUE LAGOON INC		39	4	9%	43
THE PALMS PHARMACY, INC		40	3	7%	43
EC OPCO TIMBERLIN PARC LLC		43			43
LAKE MARY KIDS CENTRA CARE		33	10	23%	43
BRANCH MEDICAL CLINIC			43	100%	43
University Hills health and Rehabilitation		33	10	23%	43
CAREHERE LAKE SCHOOLS EMPLOYEE HEALTH CENTER		29	14	33%	43
CAREATC			43	100%	43
BRONX LEBANON HOSPITAL-MEDICAL CENTER		39	4	9%	43
SOMA MEDICAL CENTER PA #3		6	37	86%	43
BIOFIRE		11	32	74%	43
DUVAL PHARMACY		32	11	26%	43
NORTH CAROLINA DEPARTMENT OF HEALTH & HUMAN SERVICES	1		42	98%	43
Casa Mora Rehabilitation & Extended Care		40	2	5%	42
PACIFICA SENIOR LIVING OCALA		37	5	12%	42
SUNSHINE PEDIATRICS OF CENTRAL FLORIDA PL		39	3	7%	42
University Hospital		35	7	17%	42
LEE PHYSICIAN GROUP COLLEGE POINT		42			42
LONGLEAF DIAGNOSTIC LABORATORIES		13	29	69%	42
BAYCARE MEDICAL GROUP INC		3	39	93%	42
LAKE COUNTY SCHOOLS EMPLOYEE HEALTH CENTER		30	12	29%	42
CLINICAL LABORATORY		42			42
Atlantic Shore Nursing and Rehab		42			42
KIVA AT CANTERBURY		25	17	40%	42
NORTHWELL HEALTH PLAINVIEW HOSPITAL LABORATORY		33	9	21%	42

COVID-19: testing by laboratory

Data through Apr 18, 2021 verified as of Apr 19, 2021 at 09:25 AM

Data in this report are provisional and subject to change.

The numbers in the table below represent the number of Florida and non-Florida residents for whom test results were received by the Department of Health. A person can be tested by more than one laboratory and can have both positive and negative results. **Therefore, the sum of the numbers in each column will be larger than the total number of people tested.**

Reporting lab	Inconclusive	Negative	Positive	Percent positive	Total
ATRIA WILLOW WOOD		40	2	5%	42
LEE MEMORIAL HEALTH SYSTEM		37	5	12%	42
BENTON HOUSE OF ST. JOHNS		40	2	5%	42
MAIMONIDES-SHALOM ACADEMY, INC		41	1	2%	42
BULLS HEAD URGENT CARE		39	2	5%	41
EASTERN SHORE URGENT CARE		30	11	27%	41
STAT ONE URGENT CARE CENTER		2	39	95%	41
A & R RESEARCH GROUP		35	6	15%	41
WALGREEN		31	10	24%	41
CITRUS COUNTY HEALTH DEPARTMENT		35	6	15%	41
CROSSROADS URGENT CARE		26	15	37%	41
GROWING TOGETHER PEDIATRICS, LLC		37	4	10%	41
PEDIATRICS OF CENTRAL FLORIDA KISSI		33	8	20%	41
UNIVERSITY OF ALABAMA		38	3	7%	41
SOUTH FLORIDA BAPTIST HOSPITAL			41	100%	41
MAKO MEDICAL		21	20	49%	41
D W MCMILLAN MEMORIAL HOSPITAL		30	11	27%	41
FLORIDA HOSPITAL NEW SMYRNA		4	37	90%	41
THORNBURG PEDIATRICS		38	3	7%	41
WHITE-WILSON MEDICAL CENTER		30	11	27%	41
STETSON UNIVERSITY STUDENT HEALTH CENTER		3	37	93%	40
CLINICAL PATHOLOGY LABORATORIES, INC		40			40
NIGHT LITE PEDIATRIC CENTER		10	30	75%	40
ORLANDO COVID TEST , LLC		35	5	13%	40
PRIDE DIAGNOSTICS		24	16	40%	40
WINDSOR WOODS REHAB & HEALTHCARE CTR		38	2	5%	40
BELVEDERE COMMONS OF SUN CITY CENTER		40			40
FAMILY AND INTERNAL MEDICINE AT AVALON PARK		36	4	10%	40
MULBERRY'S MOBILE PROVIDER SERVICES LLC		25	15	38%	40
M&V SAN JOSE MEDICAL CENTER			40	100%	40
THE LODGE AND REHABILITATION CENTER		24	16	40%	40
CAPITAL REGIONAL MEDICAL CENTER		2	38	95%	40
ADVENT HEALTH CENTRA CARE - LAKELAND		30	10	25%	40
EMORY CLINIC, THE		38	2	5%	40
WG BAYPOINT VILLAGE SH LLC		38	1	3%	39
LPG CONVENIENT CARE AT METRO		35	4	10%	39
WELLMED AT NEW TAMPA		28	11	28%	39
SUNSHINE PEDIATRICS		38	1	3%	39
BAY COUNTY JAIL ANNEX		34	5	13%	39
GENEXPERT			39	100%	39
BAYSHORE PATHOLOGY CONSULTANTS PA		37	2	5%	39
CLINICAL RESEARCH SEQUENCING PLATFORM		8	31	79%	39
MEDEX MEDICAL EXPRESS OF PALATKA LLC			39	100%	39
BOND CLINIC, PA		9	30	77%	39
ADVENTHEALTH MEDICAL GROUP PULMONOLOGY		34	5	13%	39
CEDAR CREEK AT KINGS BAY INC		39			39
BROOKDALE BRANDON	1	38			39

COVID-19: testing by laboratory

Data through Apr 18, 2021 verified as of Apr 19, 2021 at 09:25 AM

Data in this report are provisional and subject to change.

The numbers in the table below represent the number of Florida and non-Florida residents for whom test results were received by the Department of Health. A person can be tested by more than one laboratory and can have both positive and negative results. **Therefore, the sum of the numbers in each column will be larger than the total number of people tested.**

Reporting lab	Inconclusive	Negative	Positive	Percent positive	Total
GRAND VILLA OF NEW PORT RICHEY		32	7	18%	39
ADVENTHEALTH MEDICAL GROUP FAMILY & INTERNAL		15	24	62%	39
UNIVERSITY BEHAVIORAL CENTER		39			39
ORLANDO HEALTH PRIMARY CARE PEDIATRICS		38	1	3%	39
EP MEDICAL EQUIPMENT PHARMACY		33	6	15%	39
BASSETTI MEDICAL RESEARCH INC		31	8	21%	39
ORLANDO ORTHOPAEDIC OUTPATIENT SURGERY CENTER		33	6	15%	39
UNIVERSITY MEDICAL CTR OF PRINCETON AT		37	2	5%	39
JUNIPER VILLAGE AT CAPE CORAL		34	5	13%	39
GUYAN VALLEY WELLNESS CENTER		32	7	18%	39
CORRECTIONAL MEDICAL GROUP		27	12	31%	39
ISLAMORADA VILLAGE OF ISLANDS FIRE RESCUE		36	3	8%	39
FLORIDA DEPARTMENT OF HEALTH CLAY COUNTY		25	13	34%	38
ENCOMPASS HEALTH REHABILITATION OF ALTAMONTE		33	5	13%	38
INNOVATION CLINICAL TRIALS, INC			38	100%	38
SOUTHCOR LABORATORY		4	34	89%	38
BAY STREET PHARMACY		36	2	5%	38
CCRC @ SUNFLOWER LLC		35	3	8%	38
ATRIA SAN PABLO		36	2	5%	38
RIVERHEAD URGENT CARE		37	1	3%	38
PALM POINT BEHAVIORAL HEALTH		38			38
TAYLORVILLE FAMILY MEDICINE		31	7	18%	38
MOLECULAR DIAGNOSTICS		5	33	87%	38
ANDALUSIA HEALTH		21	17	45%	38
AUTUMN OF SARASOTA		12	26	68%	38
Life Care Center of Citrus County		37	1	3%	38
REOPEN DIAGNOSTICS			38	100%	38
MINUTE CLINIC DIAGNOSTIC OF VIRGINIA, LLC		37	1	3%	38
STEWART MEDICAL GROUP, INC		21	17	45%	38
HOMEWOOD RESIDENCE AT FREEDOM PLAZA		37	1	3%	38
VETERANS AFFAIRS MEDICAL CENTER - NEW YORK HARBOR		36	2	5%	38
LMH SKILLED NURSING UNIT		38			38
CITRUS CARE CLINIC			38	100%	38
CENTRAL FLORIDA HEALTH CARE INC WAUCHULA SITE 2		29	8	22%	37
UNION MEDICAL CARE		37			37
FAMILY EXTENDED CARE OF SEBRING INC		35	2	5%	37
PECONIC BAY MEDICAL CENTER LABORATORY		28	9	24%	37
SEWALLS POINT PHARMACY INC		29	8	22%	37
ST AUGUSTINE PEDIATRIC ASSOC		33	4	11%	37
HOLZER HEALTH CENTER		5	32	86%	37
DCH REGIONAL MEDICAL CENTER LABORATORY		36	1	3%	37
HR SARASOTA OPERATOR LLC		25	12	32%	37
ST LUCIE COUNTY JAIL		28	9	24%	37
HOLLISMED LLC		35	2	5%	37
CONNECTICUT DEPARTMENT OF HEALTH		22	15	41%	37
ONE MILO		37			37
MINUTECLINIC DIAGNOSTIC OF RHODE ISLAND, LLC #1544		36	1	3%	37

COVID-19: testing by laboratory

Data through Apr 18, 2021 verified as of Apr 19, 2021 at 09:25 AM

Data in this report are provisional and subject to change.

The numbers in the table below represent the number of Florida and non-Florida residents for whom test results were received by the Department of Health. A person can be tested by more than one laboratory and can have both positive and negative results. **Therefore, the sum of the numbers in each column will be larger than the total number of people tested.**

Reporting lab	Inconclusive	Negative	Positive	Percent positive	Total
PONCE THERAPY CARE CENTER		34	3	8%	37
ARTHREX MEDICAL CENTER EAST		25	12	32%	37
ENCOMPASS HEALTH REHABILITATION HOSPITAL OF PANAMA CITY		32	5	14%	37
COLLIER HMA PHYSICIAN MANAGEMENT LLC		27	10	27%	37
PATHOGENIUS LABORATORIES		30	7	19%	37
ALAN A SMITH MD LLC		34	3	8%	37
ROCKLAND URGENT CARE FAMILY HEALTH NP		35	2	5%	37
AU MEDICAL CENTER, INC	1	32	4	11%	37
WALK IN MEDICAL URGENT CARE		37			37
ACCURATE DIAGNOSTIC LAB		35	2	5%	37
THE COLLIER AT NAPLES		36	1	3%	37
METROPOLITAN CHARITIES INC		34	3	8%	37
TNC WALK IN CLINIC		25	11	31%	36
MINUTECLINIC, LLC, DBA MINUTECLINIC #5		32	4	11%	36
PINELLAS PARK FIRE DEPARTMENT		36			36
HARMONY HEALTH OPCO, LLC		15	21	58%	36
EXPRESS CARE OF TAMPA BAY LLC		5	31	86%	36
Kensington Gardens		36			36
PHYSICIAN ASSOCIATES LLC		26	10	28%	36
CRESTVIEW IMMEDIATE CARE LL		12	24	67%	36
GRAND VILLA OF ST. PETERSBURG		34	2	6%	36
FLORIDA PEDIATRIC GROUP PA		28	8	22%	36
CARE HERE		12	24	67%	36
EASYCARE WALK-IN CLINIC	1	14	21	58%	36
BVL/LITTLE ANGEL PEDIATRICS		36			36
MINUTECLINIC DIAGNOSTIC OF MICHIGAN		33	3	8%	36
WEINBERG VILLAGE		35	1	3%	36
MEDCOMP SCIENCES			36	100%	36
WASHINGTON COUNTY HEALTH DEPARTMENT		24	12	33%	36
PATHGROUP		9	27	75%	36
DHMD		36			36
AIR, LAND & SEA PHYSICALS & CONSULTATIONS, LLC		35	1	3%	36
GRAND VILLA OF ENGLEWOOD		31	5	14%	36
MAINSTREET FAMILY URGENT CARE		1	35	97%	36
ALABAMA CLINICS		19	16	46%	35
POARCH BANC CREEK INDIANS TRIBAL HEALTH DEPARTMENT			35	100%	35
BOCA TOXICOLOGY LLC		33	2	6%	35
LABORATORY MEDICINE CONSULTANTS-LMC PA		33	2	6%	35
SOUTHEASTERN OUTPATIENT SURGERY CENTER		32	3	9%	35
NORTHSIDE HOSPITAL EMERGENCY DEPT		31	4	11%	35
FLORIDA PRESBYTERIAN HOMES INC		33	2	6%	35
VIKOR SCIENTITIC		5	30	86%	35
PARKSIDE HEALTH AND REHABILITATION CENTER			35	100%	35
NEUROINTERNATIONAL SARASOTA		32	3	9%	35
HARBORCHASE OF WELLINGTON CROSSING		33	2	6%	35
FHMG-FLORIDA HOSPITAL MEDICAL GROUP		25	10	29%	35
WALGREENS COVID-19		27	8	23%	35

COVID-19: testing by laboratory

Data through Apr 18, 2021 verified as of Apr 19, 2021 at 09:25 AM

Data in this report are provisional and subject to change.

The numbers in the table below represent the number of Florida and non-Florida residents for whom test results were received by the Department of Health. A person can be tested by more than one laboratory and can have both positive and negative results. **Therefore, the sum of the numbers in each column will be larger than the total number of people tested.**

Reporting lab	Inconclusive	Negative	Positive	Percent positive	Total
WELLSTAR KENNESTONE HOSPITAL		32	3	9%	35
MEDEXPRESS URGENT CARE WEST TAMPA			35	100%	35
MINUTE CLINIC LLC #2216		32	3	9%	35
ASSISTED LIVING OF BROWARD		35			35
ADVENT HEALTH - FISH MEMORIAL		2	33	94%	35
IRL		4	31	89%	35
DOCTOR TODAY TLC LLC			35	100%	35
METRO KNOXVILLE HMA		25	10	29%	35
ST. MARYS MEDICAL CENTER		1	34	97%	35
NCHD		21	14	40%	35
P23 LABS		35			35
PORT SAINT JOHN FAMILY PRACTICE		21	14	40%	35
ISLAND LAKE CENTER		14	21	60%	35
A AND R RESEARCH GROUP LLC		31	4	11%	35
WUESTHOFF MEMORIAL HOSPITAL			35	100%	35
REDI-MED WALK IN FAMILY CLINIC			35	100%	35
FLORIDA MEDICAL CLINIC IM MLK		24	10	29%	34
JUPITER MEDICAL CENTER PHYSICIANS GROUP, INC		30	4	12%	34
RASHDA ALBIBI M.D. P.A.		31	3	9%	34
BLUE SPRINGS SURGERY CENTER		34			34
MINUTE CLINIC, LLC DBA MINUTECLINIC #4505		31	3	9%	34
JACKSON HEALTH SYSTEM		2	32	94%	34
JAMAICA HOSPITAL MEDICAL CENTER		30	4	12%	34
HUNT CLUB MEDICAL		15	19	56%	34
EMORY UNIVERSITY HOSPITAL		28	6	18%	34
SOUTHWEST LABS		34			34
TUSCAN GARDENS OF DELRAY BEACH MANAGEMENT COMPANY,		34			34
BAYCARE HEALTH SYSTEMS, LLC			34	100%	34
THE SPRINGS OF PARC HILL		33	1	3%	34
COMMUNITY MEDICAL CARE CENTER INC			34	100%	34
GULFSIDE HOSPICE INC		31	3	9%	34
FLORIDA DEPARTMENT OF HEALTH IN MONROE COUNTY		27	7	21%	34
AYERS NURSING AND REHABILITATION CENTER		34			34
CARILLON SPORTS AND FAMILY MEDICINE		25	9	26%	34
TRADITIONAL HOME CARE INC		33	1	3%	34
PARAMOUNT WALK-IN CLINIC		1	33	97%	34
MIDDLETOWN MEDICAL P C		24	10	29%	34
LONG TERM CARE OF GULF BREEZE LLC		30	4	12%	34
SMH PHYSICIAN SERVICES INC		33	1	3%	34
FORT CAROLINE GARDENS, INC		32	2	6%	34
RESIDENCE AT BAY VUE		31	2	6%	33
AMMON ANALYTICAL LABORATORIES		29	4	12%	33
Consulate Health Care of Orange Park		27	6	18%	33
WESTWOOD NURSING AND REHABILITATION		28	5	15%	33
KINDRED HOSPITAL OCALA		30	3	9%	33
STATCARE URGENT AND WALK-IN MEDICAL CA		30	3	9%	33
CORAL HOUSE ASSISTED LIVING COMMUNITY LLC		33			33

COVID-19: testing by laboratory

Data through Apr 18, 2021 verified as of Apr 19, 2021 at 09:25 AM

Data in this report are provisional and subject to change.

The numbers in the table below represent the number of Florida and non-Florida residents for whom test results were received by the Department of Health. A person can be tested by more than one laboratory and can have both positive and negative results. **Therefore, the sum of the numbers in each column will be larger than the total number of people tested.**

Reporting lab	Inconclusive	Negative	Positive	Percent positive	Total
HUNTINGTON STATION URGENT CARE		32	1	3%	33
EVERLYWELL		19	14	42%	33
SANFORD MOBILE LAB PGA TOUR		32	1	3%	33
WEISS PEDIATRIC CARE LLC		19	14	42%	33
PHOSPHORUS DIAGNOSTICS		27	6	18%	33
VETERANS HOME		1	32	97%	33
VILLA COURT LLC		33			33
WARDE MEDICAL LABORATORY		25	8	24%	33
LABORATORY ALLIANCE OF CENTRAL NEW YORK		31	2	6%	33
AMBRY GENETICS CORPORATION	23	10			33
AHSE ROP		32	1	3%	33
GREENRIDGE GROUP HOME	3	11	19	58%	33
FAST PACE MEDICAL CLINIC		28	5	15%	33
GRAND VILLA OF PINELLAS PARK		31	2	6%	33
NURSES HELPING HANDS INC ALF		33			33
VETERAN AFFAIRS MEDICAL CENTER - JAMES J PETERS		30	3	9%	33
NIGHT LITE PEDIATRICS URGENT CARE CENTER			33	100%	33
MINUTE CLINIC DIAGNOSTIC OF SC, LLC #75		31	2	6%	33
BOND CLINIC		3	30	91%	33
LONG BEACH URGENT CARE		33			33
WESTMINSTER ST AUGUSTINE		32			32
MINUTE CLINIC DIAGNOSTIC OF VIRGINIA		25	7	22%	32
FLORIDA HOSPITAL PHYSICIAN GROUP		19	13	41%	32
CIGNA PBSO WEST PALM		1	31	97%	32
WOMENS CARE FLORIDA LABORATORY		25	7	22%	32
PASSPORT HEALTH ORLANDO		32			32
Heartland Health Care Center North Sarasota		18	14	44%	32
OCCUPATIONAL HEALTH CENTERS OF THE SOUTHWEST PA		27	5	16%	32
OPIS COQUINA CENTER		32			32
SYNIVERSE WELLNESS CENTER		27	5	16%	32
ADVANCED URGENT CARE		12	20	63%	32
PULSE & REMEDY LLC		17	15	47%	32
MADISON POINTE CARE CENTER		32			32
ACCESS 365 URGENT CARE		10	22	69%	32
KISSIMMEE VA OUTPATIENT CLINIC		29	3	9%	32
Grand Villa of Deerfield Beach		28	4	13%	32
MINUTE CLINIC DIAGNOSTIC OF NEW JERSEY		31	1	3%	32
TREASURE ISLE LLC		32			32
COLORADO DEPARTMENT OF HEALTH LABORATORY SERVICES DIVISION			32	100%	32
STATEN ISLAND UNIVERSITY HOSPITAL-POUCH		31	1	3%	32
MEDEMERGE		30	2	6%	32
IPSUM DIAGNOSTICS		3	29	91%	32
CARDIOLOGY AND MEDICINE ASSOCIATES INC		30	1	3%	31
FLORIDA ENDOSCOPY & SURGERY CTR LLC		31			31
Wiregrass Rehabilitation Center and Nursing Home		28	3	10%	31
LAKE MARY - STIRLING CENTER SUITE 202			31	100%	31
STUART REHABILITATION AND HEALTHCARE		15	16	52%	31

COVID-19: testing by laboratory

Data through Apr 18, 2021 verified as of Apr 19, 2021 at 09:25 AM

Data in this report are provisional and subject to change.

The numbers in the table below represent the number of Florida and non-Florida residents for whom test results were received by the Department of Health. A person can be tested by more than one laboratory and can have both positive and negative results. **Therefore, the sum of the numbers in each column will be larger than the total number of people tested.**

Reporting lab	Inconclusive	Negative	Positive	Percent positive	Total
OAKMONTE VILLAGE		30	1	3%	31
AMERICAN ESOTERIC LABORATORIES		15	16	52%	31
CHIPOLA MEDICAL ASSOCIATES		11	20	65%	31
FLORIDA MEDICAL CL ODOM TPA		17	14	45%	31
ALPHA PHARMACY		28	3	10%	31
STEINHATCHEE DRUGS		25	6	19%	31
MICHAEL J D'AMBROSE MD PA		29	2	6%	31
LEE PHYSICIAN GROUP		28	3	10%	31
ADVENTHEALTH MEDICAL GROUP FAMILY MEDICINE AT RDV		31			31
LabCorp L#09258130 M#09258125		12	19	61%	31
DISCOVERY COMMONS AT BRADENTON		31			31
COLLIER ANESTHESIA PAIN LLC		31			31
UR CARE FAMILY AND SPORTS MEDICINE			31	100%	31
PREMIER URGENT CARE CENTER LLC			31	100%	31
UNIPATH		24	7	23%	31
TAMPA URGENT CARE			31	100%	31
MIGUEL E TREVINO MD PA		27	4	13%	31
REGENCY PARK ASSISTED LIVING FACILITY		29	2	6%	31
BAYSIDE LABORATORIES INC		31			31
COUNTY OF LOS ANGELES			31	100%	31
HEALTH FIRST - VIERA HOSPITAL		1	30	97%	31
CERON PEDIATRICS & INTEGRATIVE MEDICIN		31			31
FAMILY CARE PARTNERS URGENT CARE LLC		25	6	19%	31
ENT AND ALLERGY ASSOCIATES OF FLORIDA LLC		30	1	3%	31
BAPTIST PRIMARY BLACK CREEK SOUTH			30	100%	30
CLEARWATER EMPLOYEE HEALTH CLINIC		14	16	53%	30
COLORADO DEPARTMENT OF PUBLIC HEALTH AND ENVIRONMENT			30	100%	30
NORTH PINELLAS CHILDRENS MEDICAL CENTER			30	100%	30
SANITAS		4	26	87%	30
JOSEF SCHENKER MD PC DBA CENTERS URGENT		28	2	7%	30
HERITAGE WATERSIDE		27	3	10%	30
PERDIDO URGENT CARE		1	29	97%	30
OAK HARBOR ASSISTED LIVING FACILITY		27	3	10%	30
UNION CHD		27	3	10%	30
FORT VALLEY STATE UNIVERSITY		29	1	3%	30
GRAND AVE PHARMACY		2	28	93%	30
BOCA BIOLISTIC REFERENCE LAB			30	100%	30
CLINCLOUD, LLC			30	100%	30
GRAND LIVING AT LAKEWOOD RANCH		29	1	3%	30
CENTER ONE SURGERY CENTER		24	6	20%	30
MINUTECLINIC DIAGNOSTIC OF RHODE ISLAND, LLC #212		30			30
MINUTECLINIC, LLC #4230		26	4	13%	30
MARYLAND DEPARTMENT OF HEALTH			30	100%	30
MARTHA'S HOUSE & ASSISTED LIVING FACILITY		30			30
MINUTECLINIC, LLC #08366		25	5	17%	30
HOLIDAY MEDICAL ASSOCIATES		4	26	87%	30
CARLOS F FUSTER MD PA		28	2	7%	30

COVID-19: testing by laboratory

Data through Apr 18, 2021 verified as of Apr 19, 2021 at 09:25 AM

Data in this report are provisional and subject to change.

The numbers in the table below represent the number of Florida and non-Florida residents for whom test results were received by the Department of Health. A person can be tested by more than one laboratory and can have both positive and negative results. **Therefore, the sum of the numbers in each column will be larger than the total number of people tested.**

Reporting lab	Inconclusive	Negative	Positive	Percent positive	Total
Okeechobee Health Care Facility		16	14	47%	30
MIDNIGHT MEDICINE			30	100%	30
AMEERAH LABS			30	100%	30
ADVENT HEALTH PRIMARY CARE PLUS, WINTER GARDEN		26	4	13%	30
WILLAMETTE VALLEY TOXICOLOGY LLC		28	2	7%	30
DAVID LAWRENCE CENTER		26	4	13%	30
THE TERRACE AT IVY ACRES ALF		11	19	63%	30
ORLANDO FAMILY MEDICINE		14	16	53%	30
JOSEF SCHENKER MD PC		30			30
BUREAU OF PUBLIC HEALTH	1	9	20	67%	30
STATCARE URGENT & WALK IN MEDICAL CARE		27	3	10%	30
COOPER HEALTHCARE		27	3	10%	30
HOUSE CALLS PROFESSIONAL LLC		26	4	13%	30
GRAND VILLA OF LARGO		25	5	17%	30
GOOD SAMARITAN HOSPITAL LABORATORY		26	3	10%	29
CHILDREN'S MEDICAL CENTER			29	100%	29
PALMS, THE		29			29
LPG PRIMARY CARE AT BONITA BAY LIFESTYLE CENTER		26	3	10%	29
CAPE CORAL HOSPITAL ABG LABORATORY		16	13	45%	29
BROOKWOOD BAPTIST MEDICAL CENTER		28	1	3%	29
INTERIM HEALTHCARE OF NORTHWEST FLORIDA INC		27	2	7%	29
UCLA HEALTHCARE CLINICAL LABS		23	6	21%	29
UNIV OF ROCHESTER-STRONG MEMORIAL HOSP		28	1	3%	29
LEE COMMUNITY HEALTHCARE INC CAPE CORAL		28	1	3%	29
CANCER RESEARCH LAB, BOB JONES UNIVERSITY		27	2	7%	29
PALM GARDEN OF JACKSONVILLE		27	2	7%	29
SOUTHEAST GEORGIA HEALTH SYSTEM, INC		24	5	17%	29
ST PETER'S BENDER LABORATORY		28	1	3%	29
ROBERT H JENKINS JR VETERANS' DOMICILIARY HOME OF		26	3	10%	29
TOTTENVILLE CIRCLE URGENT CARE		29			29
Grand Villa of Dunedin		23	6	21%	29
LAKELAND NURSING AND REHABILITATION CENTER			29	100%	29
STEWART MELBOURNE HOSPITAL			29	100%	29
SUNTREE INTERNAL MEDICINE		29			29
PRO HEALTH HARMONY		29			29
DUVAL COUNTY HEALTH DEPARTMENT		29			29
PANCARE HEALTH - BONIFAY K-8			29	100%	29
WIREGRASS CLINIC LLC		23	6	21%	29
PINELLAS 1 HOME HEALTH CARE CORP		28	1	3%	29
COMPREHENSIVE CHILDCARE		23	6	21%	29
RENAISSANCE SENIOR LIVING	1	28			29
UNIVERSITY OF ILLINOIS VETERINARY DIAG	1	27	1	3%	29
ORLANDO ORTHOPAEDIC CENTER		27	2	7%	29
JOSEPH SCHENKER MD PC DBA CENTERS URGENT		25	4	14%	29
PIERCE INSTRUMENTS INC		28	1	3%	29
CDC		17	12	41%	29
BOCA SIMON LAB		1	28	97%	29

COVID-19: testing by laboratory

Data through Apr 18, 2021 verified as of Apr 19, 2021 at 09:25 AM

Data in this report are provisional and subject to change.

The numbers in the table below represent the number of Florida and non-Florida residents for whom test results were received by the Department of Health. A person can be tested by more than one laboratory and can have both positive and negative results. **Therefore, the sum of the numbers in each column will be larger than the total number of people tested.**

Reporting lab	Inconclusive	Negative	Positive	Percent positive	Total
P4CLINICAL	3	2	24	83%	29
NEMOURS CHILDRENS CLINIC		22	7	24%	29
FAMILY CARE PARTNERS		18	10	36%	28
GRAND VILLA OF BOYNTON BEACH		27	1	4%	28
ORANGE PEDIATRICS			28	100%	28
LAKE PLACID HEALTH AND REHABILITATION		1	27	96%	28
MAYO CLINIC JACKSONVILLE		3	25	89%	28
NATIONAL MENTOR HEALTHCARE LLC			28	100%	28
ECC PEDIATRICS		28			28
PARK WEST MEDICAL CENTER		27	1	4%	28
WALGREENS #05625		26	2	7%	28
EDEN AT CRESTVIEW		12	16	57%	28
ENGLEWOOD HOSPITAL AND MEDICAL CENTER		23	5	18%	28
GADSDEN COUNTY HEALTH DEPARTMENT		22	6	21%	28
SPRINGWOOD COURT		23	5	18%	28
ACTIVE SENIOR LIVING		26	2	7%	28
URGENT CARE CENTER			28	100%	28
MED LABS DIAGNOSTICS		11	17	61%	28
ENCOMPASS HEALTH REHABILITATION HOSPITAL OF MIAMI		27	1	4%	28
PBSO WEST PALM FAMILY PRACTICE		1	27	96%	28
MONTEFIORE NEW ROCHELLE HOSPITAL		25	3	11%	28
BROOKDALE PHILLIPPI CREEK			28	100%	28
ADVENT HEALTH MEDICAL GROUP- FAMILY MEDICINE AT DR. PHILIPS		23	5	18%	28
WEST BROWARD CARE CENTER		24	4	14%	28
Cleveland Clinic Laboratories		4	24	86%	28
CHILDRENS MEDICAL CENTER			28	100%	28
KEY PRIMARY CARE			28	100%	28
MARION PEDIATRICS PA		21	7	25%	28
SANFORD PEDIATRIC ASSOCIATES, PA		26	2	7%	28
ASTORIA HEALTH AND REHABILITATION CENTER		27	1	4%	28
FIRST CHOICE PEDIATRICS LOOP		25	3	11%	28
PORT ST LUCIE HOSPITAL		25	3	11%	28
MINUTECLINIC DIAGNOSTIC OF LOUISIANA,		25	3	11%	28
ROSLYN URGENT CARE		27	1	4%	28
A LILIKO'I PHARMACY LLC		25	3	11%	28
PHYSICIANS CARE		23	4	15%	27
HARBOUR ISLAND PEDIATRICS		18	9	33%	27
EMORY BENNETT VETERANS NURSING HOME	1	26			27
URGENT FAMILY CARE INC		24	3	11%	27
SOMA MEDICAL CENTER # 4		4	23	85%	27
BROOKDALE UNIVERSITY HOSPITAL		25	2	7%	27
LPG PRIMARY CARE AT CAPE CORAL PARKWAY		22	5	19%	27
ADVENT HEALTH MEDICAL GROUP FAMILY AND INTERNAL MEDICINE AT AVALON PAR		24	3	11%	27
THE COMMONWEALTH OF MASSACHUSETTS		1	26	96%	27
SPANISH RIVER HIGH SCHOOL ESE		23	4	15%	27
BROWARD HEALTH IMPERIAL POINT NURSING			27	100%	27
EPIC REFERENCE LABS INC			27	100%	27

COVID-19: testing by laboratory

Data through Apr 18, 2021 verified as of Apr 19, 2021 at 09:25 AM

Data in this report are provisional and subject to change.

The numbers in the table below represent the number of Florida and non-Florida residents for whom test results were received by the Department of Health. A person can be tested by more than one laboratory and can have both positive and negative results. **Therefore, the sum of the numbers in each column will be larger than the total number of people tested.**

Reporting lab	Inconclusive	Negative	Positive	Percent positive	Total
VASSAR BROTHERS MEDICAL CENTER LABORATORY		25	2	7%	27
TALLAHASSEE DEVELOPMENTAL CENTER☐		26	1	4%	27
TIFFANY LAKE CARE CENTERS INC		26	1	4%	27
RAINBOW PEDIATRICS		1	26	96%	27
MINUTECLINIC DIAGNOSTIC OF TN, PC 374		23	4	15%	27
ACCESS HEALTH CARE PHYSICIANS LLC		10	17	63%	27
CANTON-POTSDAM HOSPITAL LABORATORY		26	1	4%	27
ST VINCENTS AMBULATORY CARE INC DBA		24	3	11%	27
LOOP PEDIATRICS		22	5	19%	27
MINUTECLINIC DIAGNOSTIC OF TEXAS		23	4	15%	27
VOLUSIA COUNTY BRANCH JAIL		1	26	96%	27
Clearwater Center		13	14	52%	27
SUNCOAST LABS			27	100%	27
KIVA AT CANTERBURY, LLC		27			27
GASTROENTEROLOGY ASSOCIATES OF PENSACOLA PA		23	4	15%	27
ATRIA LADY LAKE		27			27
LEXINGTON PLACE SENIOR LIVING COMMUNITY		27			27
GERALD J KIVETT MD		24	3	11%	27
HOWARD BEACH URGENT CARE		25	2	7%	27
EXPRESS CARE OF BELLEVIEW		27			27
HEALTHPARK MEDICAL CENTER ABG LAB		26	1	4%	27
ENCOMPASS HEALTH REHABILITATION HOSPITAL OF OCALA		26	1	4%	27
Summit Medical Group Westfield Lab		24	3	11%	27
VICK STREET MANOR		27			27
VIRTUA		23	4	15%	27
BROOKDALE SOUTHPOINT			27	100%	27
1 TOUCH TOTALCARE SOLUTIONS		23	3	12%	26
EAST HILL MEDICAL GROUP		17	9	35%	26
MINUTECLINIC, LLC, DBA MINUTECLINIC #2544		25	1	4%	26
EXPRESS FAMILY CARE LLC		11	15	58%	26
MD BEAUTY LABS, PA		24	2	8%	26
RAYMOND BASRI MD		24	2	8%	26
ABL MEDICAL CARE LLC			26	100%	26
CVS NC3516POCT WINSTON SALEM		24	2	8%	26
BIG BEND HOSPICE INC		26			26
LEE COMMUNITY HEALTHCARE INC NORTH FORT MYERS		26			26
LOT HEALTH SERVICES☐	1	25			26
CVA MINUTE CLINIC DIAGNOSTIC OF VIRGINIA, LLC		25	1	4%	26
ARCPPOINT LABS OF FORT LAUDERDALE		25	1	4%	26
TREEHOUSE PEDIATRICS & FAMILY CARE		26			26
CARE CENTERS OF NASSAU LLC MINER ROAD NORTH		26			26
WELLMED AT PLANT CITY		12	14	54%	26
WAKULLA COUNTY HEALTH DEPARTMENT		12	14	54%	26
THE MINIER URGENT CARE		20	6	23%	26
SUMMIT MEDICAL GROUP - 75 E NORTHFIELD		22	4	15%	26
PULMONARY SPECIALISTS OF THE PALM BEACHES		16	10	38%	26
CITY OF NAPLES FIRE RESCUE		22	4	15%	26

COVID-19: testing by laboratory

Data through Apr 18, 2021 verified as of Apr 19, 2021 at 09:25 AM

Data in this report are provisional and subject to change.

The numbers in the table below represent the number of Florida and non-Florida residents for whom test results were received by the Department of Health. A person can be tested by more than one laboratory and can have both positive and negative results. **Therefore, the sum of the numbers in each column will be larger than the total number of people tested.**

Reporting lab	Inconclusive	Negative	Positive	Percent positive	Total
DELRAY BEACH FACIAL PLASTIC SURGERY		26			26
MAGNOLIA PEDIATRICS		4	22	85%	26
HUNT CLUB PEDIATRIC ASSOCIATES LLC		21	5	19%	26
RJ LEE GROUP	1	23	2	8%	26
LAKES DIALYSIS CENTER INC			26	100%	26
DARDEN WELLNESS CENTER		23	3	12%	26
OPTIMAL CARE PEDIATRICS		7	19	73%	26
MINIMALLY INVASIVE VASCULAR INC		24	2	8%	26
FORT SANDERS REGIONAL LABORATORY		26			26
MONCRIEF ARMY HEALTH CLINIC			26	100%	26
PALM BEACH COUNTY FIRE RESCUE		24	2	8%	26
ADVENT HEALTH PARTIN SETTLEMENT HEALTH PARK		18	8	31%	26
SHORE MEMORIAL HOSPITAL		23	3	12%	26
MINUTECLINIC DIAGNOSTIC OF TN PC #6435		23	3	12%	26
SUMMERGATE PHARMACY		24	2	8%	26
CARENOW - DOWNTOWN NORTH GULCH		24	2	8%	26
OAKTREE HEALTHCARE			26	100%	26
ASURANCE SCIENTIFIC LABORATORIES		24	1	4%	25
LAKE BUTLER HOSPITAL		24	1	4%	25
ENCOMPASS HOME HEALTH OF THE SOUTHEAST LLC		23	2	8%	25
ST. CLOUD HOSPITAL		20	5	20%	25
TREASURE COAST URGENT CARE			25	100%	25
MINUTE CLINIC DIAGNOSTIC OF TEXAS, LLC		22	3	12%	25
NEWYORK-PRESBYTERIAN/ LAWRENCE HOSPITAL LABORATORY		22	3	12%	25
West Gate Village, LLC		25			25
GREEN GABLES ASSISTED LIVING FACILITY		25			25
THE WATERMARK AT VISTAWILLA		25			25
HENDRY REGIONAL CORPORATE HEALTH			25	100%	25
PHYSICIANS STAT		3	22	88%	25
MADWAR		19	6	24%	25
MINUTECLINIC DIAGNOSTIC OF TN PC #378		22	3	12%	25
FEDERAL PRISON CAMP PENSACOLA			25	100%	25
COASTAL COMPLETE CARE		11	14	56%	25
MEDPEDS ASSOCIATES OF SARASOTA PA		22	3	12%	25
ADVENT HEALTH - LAKE MARY PEDIATRICS		16	9	36%	25
HALIFAX HEALTH URGENT CARE		4	21	84%	25
WESTPAC LABS		1	24	96%	25
SUNQUEST		3	22	88%	25
JUPITER MEDICAL CENTER		1	24	96%	25
COMMUNITY HEALTH OF SOUTH FLORIDA			25	100%	25
NEW YORK METHODIST HOSPITAL		21	4	16%	25
SOUTH FLORIDA DIALYSIS CENTER		8	17	68%	25
PALMETTO PEDIATRICS			25	100%	25
TOTAL ACCESS URGENT CARE		1	24	96%	25
COASTAL SKIN SURGERY AND DERMATOLOGY		18	7	28%	25
ADVENT HEALTH EXPRESS		9	16	64%	25
CENTRAL FLORIDA PEDIATRIC URGENT CARE LLC		21	4	16%	25

COVID-19: testing by laboratory

Data through Apr 18, 2021 verified as of Apr 19, 2021 at 09:25 AM

Data in this report are provisional and subject to change.

The numbers in the table below represent the number of Florida and non-Florida residents for whom test results were received by the Department of Health. A person can be tested by more than one laboratory and can have both positive and negative results. **Therefore, the sum of the numbers in each column will be larger than the total number of people tested.**

Reporting lab	Inconclusive	Negative	Positive	Percent positive	Total
MINUTECLINIC DIAGNOSTIC OF PENNSYLVANI		24	1	4%	25
MEDEXPRESS URGENT CARE - BLOOMINGTON		22	3	12%	25
UNIV OF NORTH ALABAMA HEALTH CENTER		22	3	12%	25
PEDIATRICS IN BREVARD-COCOA BEACH		19	5	21%	24
VILLAGES REHABILITATION AND NURSING CENTER		24			24
ADIRONDACK MEDICAL CENTER		24			24
SENIOR HEALTH OF WINTER PARK DUNDEE		24			24
CVS NC7047POCT DURHAM		24			24
UTAH DEPARTMENT OF HEALTH			24	100%	24
PACIFICA SENIOR LIVING FORT MYERS		15	9	38%	24
PRIME CARE ONE LLC/HARBORCHASE OF VENICE			24	100%	24
INNOVATIVE RESEARCH OF WEST FLORIDA		21	3	13%	24
ST ELIZABETH MEDICAL CENTER LABORATORY		21	3	13%	24
NOVANT HEALTH		18	6	25%	24
HEALTH MED CENTERS		24			24
ST VINCENT'S EAST		22	2	8%	24
VENICE REGIONAL BAYFRONT HEALTH			24	100%	24
HERITAGE OAKS ASSISTED LIVING & MEMORY CARE		20	4	17%	24
THE CHAPPEL GROUP RESEARCH		24			24
MED PLUS FLORENCE		20	4	17%	24
TIMBERLANE LODGE ALF	1	16	7	29%	24
ALAN SERURE MD		24			24
UAH STUDENT HEALTH CENTER		17	7	29%	24
STATE LAB		2	22	92%	24
SENIOR LIVING IV SUN CITY LLC		17	7	29%	24
MINUTECLINIC DIAGNOSTIC OF ILLINOIS L		19	5	21%	24
JESSIE TRICE COMMUNITY HEALTH SYSTEM, INC		8	16	67%	24
WESTPAC LABS INC	1	12	11	46%	24
South Heritage Health and Rehab		24			24
COURTYARDS OF ORLANDO		24			24
WELLOW URGENT CARE		23	1	4%	24
PALMS MEDICAL GROUP - LAKE CITY WEST		3	21	88%	24
SOUTH NASSAU COMMUNITIES HOSPITAL		20	4	17%	24
LABORATORY DYNAMICS		20	4	17%	24
EDWARD S BENNETT MD PLLC		24			24
FLORIDA MEDICAL CLINIC - NEW TAMPA		19	5	21%	24
TARPON BAYOU CENTER			24	100%	24
BAYFRONT HMA CONVENIENT CARE, LLC		2	22	92%	24
PHYSICIANS PRIMARY CARE OF SW FLORIDA PL		24			24
CL BRUMBACK PRIMARY CARE CLINIC LANTANA		2	22	92%	24
VENICE URGENT CARE – GULF COAST		1	23	96%	24
CSH LAKE ORIENTA LP		24			24
MID FLORIDA PATHOLOGY LLC		23	1	4%	24
CENTERPLACE HEALTH		3	21	88%	24
URGENT CARE USA			24	100%	24
WESTMINSTER WOODS ON JULINGTON CREEK		22	2	8%	24
RAINBOW PEDIATRIC CENTER		2	22	92%	24

COVID-19: testing by laboratory

Data through Apr 18, 2021 verified as of Apr 19, 2021 at 09:25 AM

Data in this report are provisional and subject to change.

The numbers in the table below represent the number of Florida and non-Florida residents for whom test results were received by the Department of Health. A person can be tested by more than one laboratory and can have both positive and negative results. **Therefore, the sum of the numbers in each column will be larger than the total number of people tested.**

Reporting lab	Inconclusive	Negative	Positive	Percent positive	Total
JUST FOR KIDS PEDIATRICS		5	19	79%	24
FINLAY C. LABORATORY		4	20	83%	24
ATRIA AT ST JOSEPHS		24			24
PASSPORT HEALTH OF TAMPA BAY		21	3	13%	24
SARASOTA MEMORIAL NURSING & REHABILITATION CTR		24			24
HENNEPIN COUNTY MEDICAL CENTER (HCMC)		13	11	46%	24
MADISON COUNTY MEMORIAL HOSP		12	12	50%	24
ROWLETT MIDDLE ACADEMY		22	2	8%	24
ADEPT INPATIENT MEDICAL SERVICES PC		24			24
AVENTIS BIO-SERVICES CTL		24			24
WOODHOUSE INC		17	6	26%	23
PRIMECARE AT PORT ORANGE		4	19	83%	23
MINUTECLINIC DIAGNOSTIC OF NORTH		20	3	13%	23
BOZEMAN HEALTH DEACONESS HOSPITAL		18	5	22%	23
OMEGA LABORATORIES		19	4	17%	23
JACK BANDEL MD PA		23			23
GLEN COVE HOSPITAL		23			23
SONATA BOYNTON BEACH		21	2	9%	23
BAYFRONT FAMILY HEALTH CENTER		3	20	87%	23
NOBLE SENIOR LIVING		3	20	87%	23
STEWART MEDICAL GROUP INC			23	100%	23
FLORENCE J HUNT STUDENT WELLNESS CENTER - HEALTH SERVICES (ABBOTT)		23			23
ISLAND COAST PEDIATRICS PA		22	1	4%	23
GILCHRIST COUNTY JAIL		21	2	9%	23
EGL GENETIC DIAGNOSTICS		1	22	96%	23
LIFELINK TISSUE BANK D/B/A LIFELINK TISSUE BANK		19	4	17%	23
GRAND VILLA OF DELRAY EAST		23			23
MINUTECLINIC DIAGNOSTIC OF TN PC #6363		20	3	13%	23
NEW JERSEY		22	1	4%	23
UNIVERSITY HILLS HEALTH AND REHABILITATION CENTER		18	5	22%	23
CARESPOT		2	21	91%	23
ADVANCED URGENT CARE CENTER		7	16	70%	23
CORE LABORATORY		1	22	96%	23
UF HEALTH NORTH JACKSONVILLE			23	100%	23
WUESTHOFF MEDICAL CENTER-MELBOURNE			23	100%	23
WALGREENS_PEMBROKE PINES		20	3	13%	23
LAKEVIEW HEALTH CARE SYSTEMS		9	14	61%	23
CHARLOTTE CHD PORT CHARLOTTE		19	4	17%	23
ROSS MEDICAL GROUP			23	100%	23
NORTHWEST FLORIDA COMMUNITY HOSPITAL 3RD FLOOR		21	2	9%	23
WELLMED AT LAKE COPELAND		17	6	26%	23
MINUTECLINIC DIAGNOSTIC OF TN PC #320		15	8	35%	23
DOCTORS MEDICAL CENTER OF WALTON COUNTY CLINIC			23	100%	23
ESOTERIX GENETIC LABORATORIES		17	6	26%	23
TGH URGENT CARE - WESLEY CHAPEL			23	100%	23
CVS NC7588POCT ASHEVILLE		20	3	13%	23
MARQUES PEDIATRICS			23	100%	23

COVID-19: testing by laboratory

Data through Apr 18, 2021 verified as of Apr 19, 2021 at 09:25 AM

Data in this report are provisional and subject to change.

The numbers in the table below represent the number of Florida and non-Florida residents for whom test results were received by the Department of Health. A person can be tested by more than one laboratory and can have both positive and negative results. **Therefore, the sum of the numbers in each column will be larger than the total number of people tested.**

Reporting lab	Inconclusive	Negative	Positive	Percent positive	Total
OCEANSIDE URGENT CARE		22			22
SOLE HEALTH LLC		22			22
ST VINCENT'S URGENT CARE		19	3	14%	22
REGENEXX TAMPA BAY		19	3	14%	22
OLIVE BRANCH HEALTH AND REHABILITATION CENTER			22	100%	22
ROCKLEDEGE REGIONAL MEDICAL CENTER		17	5	23%	22
ERIC C MARSHAL MD, PC DBA MINUTECLINIC		21	1	5%	22
FORT PIERCE FAMILY CARE INC		16	6	27%	22
CVS NV3210POCT LAS VEGAS		20	2	9%	22
FAMILY AND AFTER HOURS CARE		22			22
NEW YORK PRESBYTERIAN - ALLEN HOSPITAL		22			22
UNDERGROUND FREE CLINIC		22			22
BASSETTI & ASSOCIATES, MD, PA			22	100%	22
MORRIS PARK URGENT CARE		19	3	14%	22
PRIMARY CARE SPECIALISTS OF ORLANDO LLC		17	5	23%	22
APOLLO SURGERY CENTER		20	2	9%	22
MARATHON HEALTH FOR LIFE		19	3	14%	22
FLORIDA HOSPITAL LABS		12	10	45%	22
ORANGE REGIONAL MEDICAL CENTER LABORATORY		17	5	23%	22
TEN HEALTHCARE		6	16	73%	22
BETHESDA HEALTH PHYSICIAN GROUP INC			22	100%	22
ENCORE AT BOCA RATON, THE			22	100%	22
ADVANCED HEALTHCARE ASSOCIATES		20	2	9%	22
FLORIDA PEDIATRICS		6	16	73%	22
MORNINGSIDE MANOR & VILLA ADULT CARE C		22			22
MINUTECLINIC DIAGNOSTIC PA		19	3	14%	22
DSI MANAGEMENT LLC		22			22
KELLY'S ASSISTED LIVING FACILITY		22			22
DIACARTA INC.		22			22
Wesley Place on Honeysuckle		20	2	9%	22
ELAN SPANISH SPRINGS		4	18	82%	22
MINUTECLINIC MINUTECLINIC #8746		21	1	5%	22
GEORGIA HEART CENTER (MSC 53), NAVICEN		20	2	9%	22
OHIO CVS STORES, LLC DBA		19	3	14%	22
DALE MEDICAL CENTER		17	5	23%	22
FLUSHING HOSPITAL MEDICAL CENTER		18	4	18%	22
EBEIDS MD PEDIATRICS		19	3	14%	22
SOUTH CAROLINA DEPARTMENT OF HEALTH			22	100%	22
PULSE MEDICAL GROUP INC			22	100%	22
SEAGRASS VILLAGE			22	100%	22
CHIPOLA QUICK CARE		17	5	23%	22
GRAND VILLA OF MELBOURNE		20	2	9%	22
MOBILE DIVISION LABORATORY		7	15	68%	22
MEDI STATION			22	100%	22
GUARDANT HEALTH		15	6	29%	21
LAKE HOWARD HEIGHTS	1	18	2	10%	21
TENNESSEE DEPARTMENT OF HEALTH		15	6	29%	21

COVID-19: testing by laboratory

Data through Apr 18, 2021 verified as of Apr 19, 2021 at 09:25 AM

Data in this report are provisional and subject to change.

The numbers in the table below represent the number of Florida and non-Florida residents for whom test results were received by the Department of Health. A person can be tested by more than one laboratory and can have both positive and negative results. **Therefore, the sum of the numbers in each column will be larger than the total number of people tested.**

Reporting lab	Inconclusive	Negative	Positive	Percent positive	Total
VA MEDICAL CENTER			21	100%	21
OHSU MOLECULAR MICROBIOLOGY LAB		20	1	5%	21
LAKEWOOD RANCH MEDICAL CENTER CLINICAL LAB			21	100%	21
PALM BAY FAMILY PRACTICE		4	17	81%	21
LPG PRIMARY CARE AT COLONIAL CENTER DRIVE		19	2	10%	21
MINUTECLINIC DIAGNOSTICS MEDICAL GROUP		20	1	5%	21
COLUMBIA MEMORIAL HOSPITAL		21			21
POINT OF CARE CLINICS PRIMARY CARE		20	1	5%	21
CVS MINUTE CLINIC DIAGNOSTIC OF TEXAS LLC		17	4	19%	21
PEDIATRIC ASSOCIATES PA		17	4	19%	21
CITY OF CLEARWATER EMPLOYEE HEALTH CENTER		10	11	52%	21
INTERNATIONAL MEDICAL LABORATORY INC		21			21
GLEN OAKS URGENT CARE		19	2	10%	21
EMORY CRAWFORD LONG HOSPITAL LABORATOR		18	3	14%	21
JEFFERSON K-12, A SOMERSET SCHOOL- CLINIC		17	4	19%	21
COASTAL FAMILY PRACTICE		13	8	38%	21
WACO HHSSURGEWACO	1	17	3	14%	21
CLINICAL PATHOLOGY LABORATORIES SOUTHEAST			21	100%	21
WALGREENS #04618		18	3	14%	21
ARDEN COURTS OF WINTER SPRINGS		18	3	14%	21
BAPTIST PEDIATRICS		17	4	19%	21
CARENOW URGENT CARE-BRENTWOOD		15	6	29%	21
ESTATES MEDICAL CENTER		12	9	43%	21
ENCOMPASS HEALTH REHABILITATION		19	2	10%	21
USCG AIR STATION CLEARWATER CLINIC		20	1	5%	21
HOPE HEALTHCARE		21			21
RHODE ISLAND DEPARTMENT OF HEALTH			21	100%	21
NTD EUROFINs ATLANTA		21			21
CONNECTDX		6	15	71%	21
NAVAL MEDICAL CENTER SAN DIEGO			21	100%	21
PIEDMONT HOSPITAL CLINICAL LABORATORY		20	1	5%	21
ROCKLEDGE FAMILY HEALTH			21	100%	21
UPMC CHAUTAUQUA AT WCA LABORATORY		20	1	5%	21
Z UROLOGY		21			21
ORANGE PARK PEDIATRIC ASSOCIATES		10	11	52%	21
PRIMECARE OF DOTHAN-DALEVILLE CLINIC		16	5	24%	21
TREEHOUSE PEDIATRICS		19	2	10%	21
MINUTECLINIC DIAGNOSTIC OF NORTH CAROLINA PC		18	3	14%	21
Citymd Of Lacey		18	3	14%	21
ST JUDE CHILDRENS RESEARCH HOSPITAL		21			21
Floral Health and Rehabilitation, LLC		19	1	5%	20
PROFESSIONAL PARK PEDIATRICS PA			20	100%	20
CVS NC4165POCT BREVARD		13	7	35%	20
BAY PEDIATRICS PA		18	2	10%	20
TGH MEDICAL GROUP LABORATORY CARROLLWOOD			20	100%	20
THE VILLAGES HEALTH		12	8	40%	20
CVS HEALTH, #3396		18	2	10%	20

COVID-19: testing by laboratory

Data through Apr 18, 2021 verified as of Apr 19, 2021 at 09:25 AM

Data in this report are provisional and subject to change.

The numbers in the table below represent the number of Florida and non-Florida residents for whom test results were received by the Department of Health. A person can be tested by more than one laboratory and can have both positive and negative results. **Therefore, the sum of the numbers in each column will be larger than the total number of people tested.**

Reporting lab	Inconclusive	Negative	Positive	Percent positive	Total
WINTER PARK FAMILY PRACTICE LLC		17	3	15%	20
ADVENT HEALTH - KISSIMMEE		6	14	70%	20
MIAMI BEACH MEDICAL GROUP			20	100%	20
HARLEM HOSPITAL CENTER		19	1	5%	20
BROOKDALE MANDARIN CENTRAL		7	13	65%	20
MEDICAL EXPRESS CORP		18	2	10%	20
WALGREENS_COCONUT CREEK		16	4	20%	20
STATEN ISLAND UNIVERSITY HOSPITAL		19	1	5%	20
JACKSONVILLE PEDIATRICS		14	6	30%	20
MEDEXPRESS URGENT CARE - SEMINOLE SQUA		18	2	10%	20
ANYTIME LAB, LLC		18	2	10%	20
DEPT OF VA MEDICAL CENTER - BAY PINES			20	100%	20
PONCE PLAZA NURSING & REHAB CENTER		4	16	80%	20
CARESPOT OF NOCATEE		1	19	95%	20
HELIX DIAGNOSTICS			20	100%	20
AEGIS MEDICAL GROUP, LLC		20			20
PALM BEACH GARDENS MEDICAL CENTER			20	100%	20
URGENT TEAM		17	3	15%	20
VIERA FAMILY MEDICINE AND WELLNESS		16	4	20%	20
SHELBY BAPTIST MEDICAL CENTER		15	5	25%	20
CONSOLIDATED LAB SERVICES		10	10	50%	20
WINSHIPS PHARMACY INC		20			20
MINUTECLINIC DIAGNOSTIC OF MICHIGAN PC		19	1	5%	20
HEALTHY MINORS, LLC.		20			20
MAITLAND PRIMARY CARE		9	11	55%	20
GOOD SAMARITAN SOCIETY OF DAYTONA		16	4	20%	20
BAYCARE MEDICAL GROUP INC			20	100%	20
DIXIE COUNTY HEALTH DEPARTMENT		13	7	35%	20
TEXAS DEPARTMENT OF STATE HEALTH SERVICES		3	17	85%	20
BEST MEDICAL CENTER		11	9	45%	20
REDITUS LABORATORIES			20	100%	20
ODYSSEY HEALTHCARE OF MARION COUNTY, LLC		19	1	5%	20
Sovereign Laboratory Services, LLC		17	3	15%	20
BAPTIST MEDICAL GRP URGENT CARE & OCC HEALTH AIRPO		20			20
LAKE WORTH MANOR		19	1	5%	20
GENTIVA HEALTH SERVICES		18	2	10%	20
MINUTE-CLINIC DIAGNOSTIC OF VIRGINIA		17	3	15%	20
PRIMARY CARE MEDICINE	1	13	6	30%	20
GRADY HEALTH SYSTEM		20			20
MCWHORTER SCHOOL OF PHARMACY		20			20
LPG PRIMARY CARE AT MATTHEW DRIVE		18	2	10%	20
REGENCY SQUARE MALL - SEARS		3	16	84%	19
CLEVELAND CLINIC FLORIDA		1	18	95%	19
PATIENTS CHOICE LAB OF IND, LLC		16	3	16%	19
MED HEALTH SERVICES		18	1	5%	19
BAPTIST MEMORIAL HEALTH CARE		17	2	11%	19
JACKSON NORTH MEDICAL CENTER		2	17	89%	19

COVID-19: testing by laboratory

Data through Apr 18, 2021 verified as of Apr 19, 2021 at 09:25 AM

Data in this report are provisional and subject to change.

The numbers in the table below represent the number of Florida and non-Florida residents for whom test results were received by the Department of Health. A person can be tested by more than one laboratory and can have both positive and negative results. **Therefore, the sum of the numbers in each column will be larger than the total number of people tested.**

Reporting lab	Inconclusive	Negative	Positive	Percent positive	Total
BROWNE MEDICAL		17	2	11%	19
DOC PAM PA		18	1	5%	19
STAT MEDICAL CLINIC III INC		13	6	32%	19
BARTON FAMILY PRACTICE		8	11	58%	19
TRINITY MEDICAL ASSOCIATES LLC			19	100%	19
ALL PEDIATRIC CARE			19	100%	19
SEVEN RIVERS REGIONAL MEDICAL CENTER		5	14	74%	19
LOVING CARE OF THE TREASURE COAST LLC	1	13	5	26%	19
COMMUNITY HOME HEALTH CARE		19			19
INTEGRATED REGIONAL LABORATORIES - LARGO			19	100%	19
FLORIDA COMMUNITY HEALTH CENTER OF ST. LUCIE		1	18	95%	19
CORNER OAK ESTATE LLC		19			19
OCEAN REEF MEDICAL CENTER, LLC			19	100%	19
CLERMONT ADVENTHEALTH CENTRA CARE		1	18	95%	19
ANYLABTESTNOW		6	13	68%	19
FAMILY CARE CYPRESS CREEK		1	18	95%	19
CARESPOT EXPRESS HEALTHCARE			19	100%	19
ST. JUDES LABORATORIES		13	6	32%	19
FORT WALTON BEACH DEVELOPMENTAL CENTER		18	1	5%	19
ELTINGVILLE CIRCLE URGENT CARE		18	1	5%	19
BAYVIEW MEDICAL		19			19
ROYAL PALM MEDICAL GROUP, INC		19			19
MICHELLE S PAGE MD PA		18	1	5%	19
AUBURN COMMUNITY HOSPITAL		17	2	11%	19
SEBRING PEDIATRICS LLC			19	100%	19
ADVENTIST HEALTH SYSTEM		16	3	16%	19
GRACE WELLNESS CENTER		8	11	58%	19
CAREHERE- LCS LEESBURG			19	100%	19
CARE POINT HEALTH & WELLNESS CENTER		19			19
ST CATHERINE OF SIENA HOSPITAL		17	2	11%	19
LAB INTERMARKET FACILITY LAB		1	18	95%	19
STONE WASH CLINICAL LABORATORIES		2	17	89%	19
FOX FAMILY PRACTICE		19			19
MAIMONIDES MEDICAL CENTER		16	3	16%	19
COMMONWEALTH OF MASSACHUSETTS			19	100%	19
BRIDGEWAY HEALTH CLINICS INC			19	100%	19
NO NAME		8	11	58%	19
49D2045214PHYSICIAN OFFICE-WAIVER-MEDEXPRESS URGENT CARE - HARRISONBU		10	9	47%	19
FLORIDA HOSPITAL WINTER GARDEN		15	4	21%	19
MINUTECLINIC, LLC #1586		14	5	26%	19
EMERALD COAST HOSPICE - CRESTVIEW		19			19
MD PLUS URGENT CARE, LLC			19	100%	19
NANO HEALTH ASSOCIATES LLC		19			19
MONROE COUNTY DETENTION CENTER			19	100%	19
MORTON PLANT NORTH BAY HOSPITAL			19	100%	19
FIRST CHOICE PEDIATRICS WINTER SPRINGS		14	5	26%	19
MOORINGS PARK OAKSTONE AT GREY OAKS		17	1	6%	18

COVID-19: testing by laboratory

Data through Apr 18, 2021 verified as of Apr 19, 2021 at 09:25 AM

Data in this report are provisional and subject to change.

The numbers in the table below represent the number of Florida and non-Florida residents for whom test results were received by the Department of Health. A person can be tested by more than one laboratory and can have both positive and negative results. **Therefore, the sum of the numbers in each column will be larger than the total number of people tested.**

Reporting lab	Inconclusive	Negative	Positive	Percent positive	Total
GUIDEWELL EMERGENCY MEDICINE DOCTORS LLC #33		11	7	39%	18
MINUTECLINIC, LLC #4507		16	2	11%	18
OSCEOLA ALF OPERATOR, LLC DBA□		18			18
J AND J VISTAKON EMPLOYEE HEALTH CENTER		17	1	6%	18
FORT HAMILTON URGENT CARE		18			18
CVS MINUTE CLINIC DIAGNOSTIC OF TN #6044		16	2	11%	18
ROBERT WOOD JOHNSON UNIVERSITY HOSP		16	2	11%	18
VALLEY IMMEDIATE CARE		16	2	11%	18
BROOKDALE ST AUGUSTINE		1	17	94%	18
MC DIAGNOSTIC OF CONNECTICUT, PC #775		17	1	6%	18
CRANES VIEW LODGE			18	100%	18
URGENT CARE AT LONGWOOD			18	100%	18
MEDEXPRESS URGENT CARE - TIMBERLAKE		16	2	11%	18
MINUTECLINIC DIAGNOSTIC OF TN PC #566		14	4	22%	18
PEPIN ACADEMIES-PASCO		18			18
TENDER CARE ALF		18			18
ADVENTHEALTH MEDICAL GROUP		12	6	33%	18
CITY OF LAKE MARY EMPLOYEE HEALTH CENTER		16	2	11%	18
PRATTVILLE BAPTIST HOSPITAL		14	4	22%	18
MINUTECLINIC DIAGNOSTIC OF RHODE ISLAND, LLC #590		17	1	6%	18
PPD - IXLAYER		17	1	6%	18
ORLANDO FAMILY PHYSICIANS INC		13	5	28%	18
ABC PEDIATRICS OF PORT ST LUCIE		16	2	11%	18
CLINIC OF PEDIATRICS & GI MEDICINE INC		1	17	94%	18
BRONSON FIRE DEPARTMENT		18			18
MI CASA DORADA ASSISTED LIVING FACILIT		18			18
AVALON FAMILY RESORT ASSISTED LIVING LLC		18			18
WALGREEN EASTERN CO, INC		18			18
MINUTE CLINIC DIAGNOSTIC OF TN PC #64		17	1	6%	18
MARION COUNTY HEALTH DEPARTMENT		17	1	6%	18
BAY COUNTY HEALTH DEPARTMENT		14	4	22%	18
HARTFORD HOSPITAL ANCILLARY LAB		17	1	6%	18
XPRESS WELLNESS URGENT CARE			18	100%	18
COLLEGE POINT URGENT CARE		15	3	17%	18
ASCENSION ST VINCENT'S PRIMARY CARE		1	17	94%	18
INTEGRATED FAMILY MEDICAL CENTER			18	100%	18
CITY OF SANFORD EMPLOYEE HEALTH AND		17	1	6%	18
ST ANTHONY'S HOSP PATIENT CARE SERVICE			18	100%	18
INTERMOUNTAIN CENTRAL LAB		1	17	94%	18
107TH PLACE GROUP HOME		18			18
CABOT RESERVE ON THE GREEN		18			18
MINUTECLINIC #8699		14	4	22%	18
TPCA CLINICAL LABORATORIES		15	3	17%	18
AURORA DIAGNOSTICS		6	12	67%	18
GENERAL INTERNAL MEDICINE MEDICAL CTR CLINIC		13	5	28%	18
ADVENT HEALTH - WINTER HAVEN		8	10	56%	18
ASHRAF MEDICAL GROUP PLLC DBA PULSE M		17	1	6%	18

COVID-19: testing by laboratory

Data through Apr 18, 2021 verified as of Apr 19, 2021 at 09:25 AM

Data in this report are provisional and subject to change.

The numbers in the table below represent the number of Florida and non-Florida residents for whom test results were received by the Department of Health. A person can be tested by more than one laboratory and can have both positive and negative results. **Therefore, the sum of the numbers in each column will be larger than the total number of people tested.**

Reporting lab	Inconclusive	Negative	Positive	Percent positive	Total
GRACE COMMUNITY PHARMACY		2	16	89%	18
AURORA UNIVERSITY WELLNESS CENTER		18			18
MEDEXPRESS URGENT CARE, MOON TOWNSHIP		17	1	6%	18
ADVENTHEALTH MEDICAL GROUP PEDIATRICS AT		4	14	78%	18
MADISON CORE LABORATORIES		17	1	6%	18
UM MILLER SCHOOL OF MEDICINE			18	100%	18
THE CANOPY AT HARPER LAKE	1		17	94%	18
IONA COLLEGE HEALTH & WELLNESS CENTER		18			18
MINUTECLINIC DIAGNOSTIC OF TEXAS LLC		16	2	11%	18
SANTA ROSA COUNTY JAIL - WELLPATH			18	100%	18
MARQUESA MEDICAL		16	2	11%	18
VISTACARE PHARMACY I		15	2	12%	17
SOMA MEDICAL CENTER, PA #4 FLORIDA MANGO		1	16	94%	17
MC DIAGNOSTIC OF CONNECTICUT, PC #1960		17			17
UVMC MICROBIOLOGY		16	1	6%	17
WELLINGTON FAMILY PRACTICE		13	4	24%	17
DIEGO FALLON MD PA		6	11	65%	17
MASSACHUSETTS GENERAL HOSPITAL		1	16	94%	17
KIDS CARE PEDIATRICS PA			17	100%	17
HEALTHCARE NOW			17	100%	17
URGENT CARE OF NEW YORK		16	1	6%	17
MINUTECLINIC, LLC, #4160		13	4	24%	17
CVS MINUTE CLINIC DIAGNOSTIC OF WISCONSIN		17			17
UC HEALTH UNIVERSITY HOSPITAL		14	3	18%	17
YUSRA MEDICAL ASSOCIATES PA		14	3	18%	17
BLOUNT MEMORIAL HOSPITAL		14	3	18%	17
PRIMARY CARE WALK IN CLINIC PLLC			17	100%	17
COAST MED URGENT CARE		16	1	6%	17
GENETIC TECHNOLOGICAL INNOVATIONS			17	100%	17
CLEVELAND CLINIC			17	100%	17
UNIVERSITY LAB			17	100%	17
FRUITVILLE URGENT CARE			17	100%	17
GRAND VILLA OF SARASOTA		16	1	6%	17
ST JOSEPH HOSPITAL		16	1	6%	17
URGENT CARE WEST CLINIC		14	3	18%	17
BROOKDALE CROWN POINT			17	100%	17
MIRIMUS INC		1	16	94%	17
MEDEXPRESS URGENT CARE - ROBINSON TWP, STEUBENVILLE PIKE		15	2	12%	17
CARE NOW, INC		13	4	24%	17
ALBIBI		1	16	94%	17
CALLAWAY CLINIC		12	5	29%	17
ESTATES MEDICAL CENTER INC		4	13	76%	17
KIDSWOOD PEDIATRICS CORP		6	11	65%	17
PARRISH HEALTH CENTER		14	3	18%	17
LYNN KEEFE, MD PEDIATRICS		14	3	18%	17
MARCO DRUGS AND COMPOUNDING		13	4	24%	17
YORKVILLE PEDIATRIC URGENT CARE		17			17

COVID-19: testing by laboratory

Data through Apr 18, 2021 verified as of Apr 19, 2021 at 09:25 AM

Data in this report are provisional and subject to change.

The numbers in the table below represent the number of Florida and non-Florida residents for whom test results were received by the Department of Health. A person can be tested by more than one laboratory and can have both positive and negative results. **Therefore, the sum of the numbers in each column will be larger than the total number of people tested.**

Reporting lab	Inconclusive	Negative	Positive	Percent positive	Total
MONTEFIORE ST LUKE'S CORNWALL HOSPITAL		13	4	24%	17
MINUTECLINIC DIAGNOSTIC OF SC, LLC #2		13	4	24%	17
MINUTE CLINIC		1	16	94%	17
RESOLVE MOLECULAR DIAGNOSTICS		13	4	24%	17
LAKELAND HILLS CENTER		10	7	41%	17
PREMIUM HEALTH CARE			17	100%	17
URGENT CARE & FAMILY PRACTICE CENTER			17	100%	17
UNIVERSITY OF ALABAMA - FUNGAL REFERENCE LABORATORY		12	5	29%	17
BAY BREEZE HEALTH AND REHABILITATION CENTER		9	8	47%	17
FAST PACE MEDICAL CLINIC PLLC		15	2	12%	17
INN AT LAKE SEMINOLE SQUARE, THE		17			17
DR PHILLIPS MEDICAL WELLNESS CENTER		13	3	19%	16
EAR NOSE & THROAT ASSOCIATES OF MANATEE PA		16			16
ST AUGUSTINE PLANTATION		1	15	94%	16
TINA'S ASSISTED LIVING FACILITY CORP		16			16
FLORIDA MEDICAL ASSOCIATES LLC		9	7	44%	16
COMMUNITY HEALTH OF SOUTH FLORIDA INC			16	100%	16
CVS PHARMACY		1	15	94%	16
MORTON PLANT MEASE			16	100%	16
FAST TRACK URGENT CARE CENTER - TYRONE			16	100%	16
RICH STREET GROUP HOME		9	7	44%	16
Lab MSMC Hialeah			16	100%	16
BERGEN NEW BRIDGE M		14	2	13%	16
HAWTHORNE INN OF LAKELAND		16			16
KETAMINE HEALTH CENTERS AT BONITA SPRINGS, LLC		16			16
DAVITA DIALYSIS		4	12	75%	16
JOSEPH MIGNOGNA		13	3	19%	16
OKEECHOBEE HEALTHCARE FACILITY			16	100%	16
MINNEOLA PLACE A HOMEBRIDGE COMMUNITY		16			16
SUFFRIDGE DRIVE GROUP HOME		16			16
BVL PEDIATRICS		14	2	13%	16
XERA MED RESEARCH			16	100%	16
URGENT CARE CLINIC OF LINCOLN		14	2	13%	16
MINUTECLINIC DIAGNOSTIC OF TN PC #6415		12	4	25%	16
PRO HEALTH FAMILY PHYSICIANS, NYSTROM		16			16
SRMC AVALON		9	7	44%	16
MINUTECLINIC, LLC, DBA MINUTECLINIC #6		14	2	13%	16
INTERNAL MEDICINE ASSOCIATES & SPECIALTIES INC		15	1	6%	16
HODGES CLUSTER		2	14	88%	16
HUDSON VALLEY HOSPITAL CENTER LABORATORY		15	1	6%	16
TMH FSU RAPID LABORATORY		2	14	88%	16
ADVENT HEALTH - ZEPHYRHILLS			16	100%	16
LAKEVIEW HEALTH SYSTEMS			16	100%	16
JS HEALTHCARE INC		16			16
NOVANT HEALTH GOHEALTH URGENT CARE-HARRISBURG		8	8	50%	16
MEDLAB INC		16			16
ALL FLORIDA FAMILY & SPORTS MEDICINE		15	1	6%	16

COVID-19: testing by laboratory

Data through Apr 18, 2021 verified as of Apr 19, 2021 at 09:25 AM

Data in this report are provisional and subject to change.

The numbers in the table below represent the number of Florida and non-Florida residents for whom test results were received by the Department of Health. A person can be tested by more than one laboratory and can have both positive and negative results. **Therefore, the sum of the numbers in each column will be larger than the total number of people tested.**

Reporting lab	Inconclusive	Negative	Positive	Percent positive	Total
BIOREFERENCE LABORATORIES		6	10	63%	16
INDIANA STATE DEPARTMENT OF HEALTH		1	15	94%	16
GAMMA DIAGNOSTIC LAB LLC			16	100%	16
UNAVAILABLE/UNKNOWN/NO INFORMATION FOUND			16	100%	16
MEDICINE AT LONGWOOD	16				16
BONIFAY NURSING AND REHABILITATION CENTER			16	100%	16
MILLENNIUM PHYSICIAN GRP LLC NAPLES PINE RIDGE			16	100%	16
PROMEDICA LABORATORIES		11	5	31%	16
NORTHWEST FLORIDA ENT, PA		5	11	69%	16
RIVERSIDE MEDICAL GROUP		15	1	6%	16
HEALTH CENTRAL HOSPITAL			16	100%	16
KIMBERLY J HENDERSON MD PC		15	1	6%	16
MEDEXPRESS URGENT CARE LEWISBURG		15	1	6%	16
PRESBYTERIAN MEDICAL SERVICES		16			16
MINUTE CLINIC DIAGNOSTIC OF SOUTH CAROLINA		12	4	25%	16
WELLMED AT BRANDON REGIONAL		10	6	38%	16
GOOD SAMARITAN SOCIETY		16			16
SOMA MEDICAL CENTER PA			16	100%	16
PANAMA CITY VITAS HOSPICE		16			16
STARLING AT NOCATEE			16	100%	16
CRUCIAL CARE		10	6	38%	16
NORTHWEST FLORIDA SLEEP		1	15	94%	16
EMPLOYEE WELLNESS PA		5	11	69%	16
UNIVERSITY OF MIAMI MILLER SCHOOL			16	100%	16
GNT ASSOCIATES		14	1	7%	15
BESSENT ROAD GROUP HOME		15			15
BROOKLYN HOSPITAL CENTER DOWNTOWN CAMPUS		15			15
LILY'S PROMISE AL#12775		15			15
AJU GEORGE MD PA			15	100%	15
LONG ISLAND JEWISH VALLEY STREAM		14	1	7%	15
FAMILY CARE			15	100%	15
VERO DIAGNOSTICS		14	1	7%	15
WELLSTAR NORTH FULTON HOSPITAL LABORAT		14	1	7%	15
TELEVISIT MALABAR PEDIATRICS		5	10	67%	15
Astoria Health and Rehab		15			15
HAVEN HOSPICE IN CHIEFLAND		9	6	40%	15
FLORIDA DEPARTMENT OF HEALTH IN HILLSBOROUGH COUNTY		1	14	93%	15
MEADOWCREST MOLECULAR DIAGNOSTICS, LLC			15	100%	15
FAMILY CARE CENTER OF ARLINGTON		10	5	33%	15
DELIVER MY MEDS CORP		15			15
BAPTIST MEDICAL CENTER EAST		11	4	27%	15
CUSTEAD CARE CENTER HAVEN HOSPICE		12	3	20%	15
CVS NY491POCT JACKSON HEIGHTS		15			15
NORTHEAST GEORGIA MEDICAL CENTER		15			15
COMPREHENSIVE CHILDCARE ASSOCIATES		8	7	47%	15
SELECT PHYSICIANS ALLIANCE PL		15			15
MINUTECLINIC INCORPORATE, LLC		12	3	20%	15

COVID-19: testing by laboratory

Data through Apr 18, 2021 verified as of Apr 19, 2021 at 09:25 AM

Data in this report are provisional and subject to change.

The numbers in the table below represent the number of Florida and non-Florida residents for whom test results were received by the Department of Health. A person can be tested by more than one laboratory and can have both positive and negative results. **Therefore, the sum of the numbers in each column will be larger than the total number of people tested.**

Reporting lab	Inconclusive	Negative	Positive	Percent positive	Total
WALK IN URGENT CARE			15	100%	15
NORTHERN WESTCHESTER HOSPITAL LABORATORY		13	2	13%	15
MEDEXPRESS URGENT CARE- MARYLAND		14	1	7%	15
GRAND VILLA OF PALM COAST		15			15
CVS MINUTE CLINIC DIAGNOSTIC OF TEXAS, LLC		12	3	20%	15
HUNTINGTON URGENT CARE		14	1	7%	15
BRYAN WHITFIELD MEMORIAL HOSPITAL		10	5	33%	15
CVS NC2357POCT HUNTERSVILLE		13	2	13%	15
SURGERY CENTER OF CORAL GABLES LLC,THE		11	4	27%	15
HEALTH MED HOME CARE, LLC		15			15
CARENOW URGENT CARE-DONELSON		12	3	20%	15
WALGREENS #07936		14	1	7%	15
Terrace of Jacksonville			15	100%	15
HOLLEY-NAVARRE MEDICAL CLINIC		5	10	67%	15
PREMIER LABORATORY SERVICES, LLC		5	10	67%	15
DIATHERIX		13	2	13%	15
PATHLINE			15	100%	15
GENOTOX LABORATORIES		13	2	13%	15
SINAI HOSPITAL OF BALTIMORE		15			15
MINUTECLINIC DIAGNOSTIC OF VIRGINIA, LLC #1416		14	1	7%	15
MEDLAB ASSOCIATES LLC		15			15
UNIVERSITY HOSPITAL UC HEALTH		11	4	27%	15
CVS TX8321POCT MCKINNEY		15			15
OPIS ISLAND LAKE CENTER		13	2	13%	15
MEDEXPRESS URGENT CARE - LAFAYETTE		14	1	7%	15
MILTON 4707		15			15
GADSDEN REGIONAL MEDICAL CENTER		15			15
PROHEALTH CARE ASSOCIATES MOBILE		12	3	20%	15
NOVALIFE MEDSPA			15	100%	15
OAKMONTE VILLAGE OF DAVIE			15	100%	15
CARDIOTHORACIC SURGERY OF HYDE PARK			15	100%	15
EASTLAKE PEDIATRICS - TRINITY		15			15
INFEXIONSHIELD INC.		15			15
MINUTE CLINIC LLC #5733		15			15
ORLANDO HEALTH		2	13	87%	15
OPTIONS FOR SENIORS INC DBA PALM KREST MANOR		12	3	20%	15
MIAMI BEACH MEDICAL GROUP LLC			15	100%	15
NIGHT OWL PEDIATRICS URGENT CARE			14	100%	14
ACCESS HOME HEALTH OF FLORIDA LLC		14			14
ST JOSEPH WOMENS HOSPITAL			14	100%	14
NORTHWESTERN MEMORIAL HOSPITAL			14	100%	14
MC DIAGNOSTIC OF CONNECTICUT PC #459		14			14
INHEALTH LIFE SCIENCES		6	8	57%	14
PARROTT MEDICAL CLINIC			14	100%	14
LUCID DIAGNOSTICS LABS			14	100%	14
FAMILY PRACTICE ON THE GO		6	8	57%	14
CVS MINUTE CLINIC DIAGNOSTIC OF VIRGINIA		14			14

COVID-19: testing by laboratory

Data through Apr 18, 2021 verified as of Apr 19, 2021 at 09:25 AM

Data in this report are provisional and subject to change.

The numbers in the table below represent the number of Florida and non-Florida residents for whom test results were received by the Department of Health. A person can be tested by more than one laboratory and can have both positive and negative results. **Therefore, the sum of the numbers in each column will be larger than the total number of people tested.**

Reporting lab	Inconclusive	Negative	Positive	Percent positive	Total
CVS MINUTE CLINIC, LLC		12	2	14%	14
CVS TN5639POCT FARRAGUT		11	3	21%	14
MINUTECLINIC DIAGNOSTIC OF TN, PC 4992		14			14
TGH URGENT CARE – WESTCHASE			14	100%	14
SOUTHEASTERN LABORATORY			14	100%	14
EPIPHANY HEALTH		8	6	43%	14
CARENOW URGENT CARE-WEST END		9	5	36%	14
JOHNS HOPKINS MEDICAL LABORATORIES		1	13	93%	14
QUEENS UNIVERSITY OF CHARLOTTE		14			14
CVS MINUTE CLINIC DIAGNOSTIC MED GRP OF CA		14			14
FG RAPID RESULTS LLC		8	6	43%	14
DESOTO HEALTH AND REHAB LLC		9	5	36%	14
BOCA SIMON		2	12	86%	14
LAKE CO SCHOOLS EMPLOYEE HEALTH & WELLNESS CENTER	1	10	3	21%	14
TLC FAMILY CARE HOME INC		14			14
JOINT AMBULATORY CARE CENTER		14			14
CVS NC187POCT CHARLOTTE		13	1	7%	14
The Evangelical Lutheran Good Samaritan Society		14			14
POLK CHD BARTOW		13	1	7%	14
LEHIGH VALLEY HOSPITAL		3	11	79%	14
SARASOTA - ROBERT L TAYLOR COMMUNITY CENTER□		1	13	93%	14
TALLAHASSEE PRIMARY CARE ASSOCIATES PA		12	2	14%	14
Hackensack Umc Mountainside		13	1	7%	14
LIFE'S SPECIAL MOMENTS INC		14			14
BELLEVUE HOSPITAL CENTER DEPARTMENT		14			14
MADISON COUNTY HEALTH DEPARTMENT		7	7	50%	14
ST CLOUD MEDICAL GROUP		12	2	14%	14
FAMILY MEDICINE OF WESTON LLC		6	8	57%	14
ALASKA PUBLIC HEALTH LAB		1	13	93%	14
MINUTECLINIC DIAGNOSTIC OF TN, PC 6438		12	2	14%	14
WESTERN NEW YORK IMMEDIATE MEDICAL CAR		13	1	7%	14
CVS MINUTE CLINIC DIAGNOSTIC PA		10	4	29%	14
ALAN L MELOTEK MD		14			14
HEALTHFIRST ADVENT HEALTH CENTRA CARE COCOA BEACH			14	100%	14
RIVERSIDE COTTAGES AT THE SHORES, LLC			14	100%	14
PT&J REHAB - VILLAGE OF ROYAL PALM BEACH		12	2	14%	14
WELLMED AT PORT ST LUCIE WEST		10	4	29%	14
SOUTHEASTERN UNIVERSITY INC		14			14
STEWART MELBOURNE HOSPITAL, INC	1		13	93%	14
BAPTIST PRIMARY CARE PONTE VEDRA		8	6	43%	14
HORIZON MEDICAL GROUP		12	2	14%	14
SARNO FAMILY PRACTICE		1	13	93%	14
CENTRAL JERSEY URGENT CARE OF EATONTOW		13	1	7%	14
SOMA MEDICAL CENTER, P.A.			14	100%	14
WALGREENS #04569		13	1	7%	14
MC DIAGNOSTIC OF CONNECTICUT, PC # 257		13	1	7%	14
ARNOT OGDEN MEDICAL CENTER LABORATORY		14			14

COVID-19: testing by laboratory

Data through Apr 18, 2021 verified as of Apr 19, 2021 at 09:25 AM

Data in this report are provisional and subject to change.

The numbers in the table below represent the number of Florida and non-Florida residents for whom test results were received by the Department of Health. A person can be tested by more than one laboratory and can have both positive and negative results. **Therefore, the sum of the numbers in each column will be larger than the total number of people tested.**

Reporting lab	Inconclusive	Negative	Positive	Percent positive	Total
NORTHSIDE HOSPITAL DULUTH		11	3	21%	14
PROMUS DIAGNOSTICS, LLC			14	100%	14
MONTEFIORE MEDICAL CENTER LABORATORIES - WEILER		10	4	29%	14
DYNAMIC DNA LAB		1	13	93%	14
MELBOURNE FAMILY PRACTICE		12	2	14%	14
MEDI-DRUG INC		12	2	14%	14
INTERNAL MEDICINE LIPID AND WELNNESS PRACTICE		4	10	71%	14
SIGMUND LABS LLC		14			14
ROCKLEDGE		3	10	77%	13
CORAL LANDING ASSISTED LIVING		11	2	15%	13
SUMMIT ATLANTIC SURGERY CENTER		13			13
GLENBROOKE AT PALM BAY			13	100%	13
THE PLAZA AT PARKSQUARE		13			13
CLINICAL LABORATORY SERVICES			13	100%	13
THRIF-T DRUGS INC		11	2	15%	13
MINUTECLINIC DIAGNOSTIC OF NORTH CAROLINA, PC		12	1	8%	13
NATIONAL GENETICS INST LABCORP		4	9	69%	13
CONSULATE HEALTH CARE OF PENSACOLA			13	100%	13
LAKELAND REGIONAL HEALTH GRASSLANDS		12	1	8%	13
IGENEX INC		13			13
BAPTIST HEALTH			13	100%	13
MEDLABS DIAGNOSTICS		11	2	15%	13
Solaris Healthcare Pensacola			13	100%	13
Signature Healthcare of Savannah		13			13
Sunnyside Care Center		13			13
PHELPS HOSPITAL LABORATORY		11	2	15%	13
FLORIDA STATE HOSPITAL			13	100%	13
RED MOUNTAIN DIAGNOSTICS		13			13
AVALON MEDICAL WALK IN CLINIC			13	100%	13
VALDOSTA FAMILY MEDICINE		1	12	92%	13
CULINARY INSTITUTE OF AMERICA STUDENT	3	10			13
ORCHID COVE		3	10	77%	13
EAR NOSE AND THROAT ASSOCIATES OF MANATEE, P.A.		10	3	23%	13
AFC URGENT CARE - CEDAR GROVE		11	2	15%	13
SKIN WELLNESS PHYSICIANS LLC		13			13
MINUTE CLINIC OF KANSAS PA		8	5	38%	13
GOOD SAMARITAN MEDICAL CENTER			13	100%	13
SANDGATE GARDENS REHAB & NURSING CENTER		3	10	77%	13
MINUTECLINIC, LLC #1492		13			13
NEW YORK PRESBYTERIAN - LOWER MANHATTAN		13			13
MHHS All Lab Subsection		13			13
MINUTECLINIC, LLC, DBA MINUTECLINIC #2		11	2	15%	13
HARBOR CHASE OF JACKSONVILLE			13	100%	13
MINUTECLINIC DIAGNOSTIC OF TN PC #643		10	3	23%	13
MEDEXPRESS URGENT CARE - BENTON HARBOR		13			13
SOUTHEAST FAMILY HEALTHCARE CENTER			13	100%	13
MINUTE CLINIC LLC #2775		12	1	8%	13

COVID-19: testing by laboratory

Data through Apr 18, 2021 verified as of Apr 19, 2021 at 09:25 AM

Data in this report are provisional and subject to change.

The numbers in the table below represent the number of Florida and non-Florida residents for whom test results were received by the Department of Health. A person can be tested by more than one laboratory and can have both positive and negative results. **Therefore, the sum of the numbers in each column will be larger than the total number of people tested.**

Reporting lab	Inconclusive	Negative	Positive	Percent positive	Total
NONA PEDIATRIC CENTER		7	6	46%	13
MOODY MANOR		13			13
ST CLOUD COMPOUNDING PHARMACY & WELLNESS CENTER		12	1	8%	13
Grace Rehabilitation of Vero Beach		13			13
PARKWEST MEDICAL CENTER		11	2	15%	13
MINUTECLINIC DIAGNOSTIC OF RHODE ISLAND		10	3	23%	13
MEYER PEDIATRICS CHTD		11	2	15%	13
MC DIAGNOSTIC OF CONNECTICUT, PC #1966		13			13
IN-OFFICE LAB		12	1	8%	13
STATEN ISLAND UNIVERSITY HOSPITAL SEGUINE AVE		12	1	8%	13
BROOKDALE DELAND			13	100%	13
METHODIST MEDICAL CENTER		10	3	23%	13
VIGILINT HEALTHCARE		11	2	15%	13
AVENTURA HOSPITAL AND MEDICAL CENTER			13	100%	13
COVANCE CENTRAL LABORATORY			13	100%	13
SHELBY COUNTY HEALTH CARE CORPORATION		10	3	23%	13
ESCAMBIA COMMUNITY CLINIC		2	11	85%	13
MINUTE CLINIC DIAGNOSTIC MED GRP		12	1	8%	13
MINUTECLINIC DIAGNOSTIC OF OKLAHOMA		11	2	15%	13
URGENT MEDICAL CENTER INC		5	8	62%	13
NEMOURS CHILDREN'S URGENT			13	100%	13
BARRANCO CLINIC,THE	3	9	1	8%	13
COMPASS URGENT CARE		8	5	38%	13
WORLD WRESTLING ENTERTAINMENT			13	100%	13
MED TECH SERVICES OF PALM BEACH INC		13			13
BENNETT PEDIATRICS		13			13
EFFINGER HEALTH, PA		13			13
GULF COAST MEDICAL GROUP		5	8	62%	13
SAMARITAN MEDICAL CENTER		13			13
MAINSTREET FAMILY SELECT		1	12	92%	13
CVS MINUTE CLINIC DIAGNOSTIC OF TN #3293		12	1	8%	13
ATMORE NURSING CENTER		12	1	8%	13
ST MARYS MEDICAL CENTER			13	100%	13
ORMOND MEDICAL ARTS		3	10	77%	13
CROSS CARE CENTER			13	100%	13
DEVEREUX FLORIDA CHILDRENS CENTER			13	100%	13
MINUTECLINIC LLC #4449		12	1	8%	13
VILLA OF KINGS AND QUEENS OF DELRAY		13			13
MONTEFIORE NYACK HOSPITAL AFFILIATED LABORATORY		12	1	8%	13
VIBRANT AMERICA		10	2	17%	12
WANTAGH URGENT CARE		9	3	25%	12
ACCENTCARE		12			12
NORTHSIDE HOSPITAL FORSYTH		10	2	17%	12
CITY OF WEST PALM BEACH EMPLOYEE & FAMILY HEALTH		12			12
APPLE DIAGNOSTICS LAB		5	7	58%	12
MEDEXPRESS URGENT CARE-LATROBE		11	1	8%	12
GLEN OAKS HEALTH AND REHABILITATION CENTER			12	100%	12

COVID-19: testing by laboratory

Data through Apr 18, 2021 verified as of Apr 19, 2021 at 09:25 AM

Data in this report are provisional and subject to change.

The numbers in the table below represent the number of Florida and non-Florida residents for whom test results were received by the Department of Health. A person can be tested by more than one laboratory and can have both positive and negative results. **Therefore, the sum of the numbers in each column will be larger than the total number of people tested.**

Reporting lab	Inconclusive	Negative	Positive	Percent positive	Total
URGENT TEAM MANAGEMENT OF TENNESSEE		10	2	17%	12
CVS MINUTE CLINIC, LLC #22		11	1	8%	12
MINUTE CLINIC DIAGNOSTIC OF SC, LLC #42		11	1	8%	12
LAB UNKNOWN		1	11	92%	12
RUSSELL MEDICAL CENTER		11	1	8%	12
MERIDIAN AT WATERWAYS, THE		10	2	17%	12
SAMARITAN HOSPITAL LABORATORY		11	1	8%	12
MINUTECLINIC DIAGNOSTIC OF ILLINOIS LL		10	2	17%	12
MEDEXPRESS URGENT CARE - CHRISTIANBURG		8	4	33%	12
FHCP-PORT ORANGE		3	9	75%	12
GEORGE W FERGUSON MD-CONCIERGE MEDICAL SERVICES PL		11	1	8%	12
CVS HEALTH MINUTE CLINIC		1	11	92%	12
MINUTECLINIC DIAGNOSTIC OF TN PC #240		10	2	17%	12
MINUTE-CLINIC DIAGNOSTIC OF VIRGINIA, LLC #2003		9	3	25%	12
CVS GA2108POCT NORCROSS		9	3	25%	12
ADVENTHEALTH MEDICAL GROUP CARE CLINIC AT		8	4	33%	12
SONORA QUEST LABORATORIES			12	100%	12
ADVENTIST HEALTH SYSTEM FLORIDA DEPT OF HEALTH		7	5	42%	12
SENIOR HOME CARE INC		12			12
MINUTECLINIC DIAGNOSTIC OF VIRGINIA		12			12
PALATKA VA CBOC		11	1	8%	12
CVS HEALTH, #2043		12			12
MINUTECLINIC, LLC, MINUTECLINIC #7637		10	2	17%	12
PANCARE HEALTH - WEWA ELEMENTARY			12	100%	12
ORLANDO FAMILY MEDICAL INC		12			12
CARE FAST MURABELLA		7	5	42%	12
MEDEXPRESS URGENT CARE CHARLESTON		8	4	33%	12
CVS TN5601POCT LENOIR CITY		10	2	17%	12
Rosewood Healthcare and Rehabilitation Center		5	7	58%	12
OHIO STATE UNIVERSITY MEDICAL CENTER			12	100%	12
WALGREEN #6538		12			12
MEDEXPRESS URGENT CARE-ALTOONA		10	2	17%	12
DEPARTMENT OF PUBLIC HEALTH		12			12
NAPLES GREEN VILLAGE		12			12
MINUTECLINIC, LLC #244		11	1	8%	12
ACADIAN DIAGNOSTIC LABORATORIES		8	4	33%	12
MIRACLE ALF INC		12			12
MINUTECLINIC DIAG OF IND, LLC #6697		12			12
MI2297090CV HOLLAND-23D2189684		12			12
GENESIS		8	4	33%	12
FAMILY MEDICINE AT HUNTERS CREEK		12			12
MEDEXPRESS URGENT CARE - PANTOPS		11	1	8%	12
SUWANNEE COUNTY JAIL		11	1	8%	12
VILLA HEALTH NH LLC		10	2	17%	12
THE POTTER'S HOUSE AT CANNON POINT		12			12
BAYONET POINT HOSPITAL			12	100%	12
MEDEXPRESS URGENT CARE - MONROE		12			12

COVID-19: testing by laboratory

Data through Apr 18, 2021 verified as of Apr 19, 2021 at 09:25 AM

Data in this report are provisional and subject to change.

The numbers in the table below represent the number of Florida and non-Florida residents for whom test results were received by the Department of Health. A person can be tested by more than one laboratory and can have both positive and negative results. **Therefore, the sum of the numbers in each column will be larger than the total number of people tested.**

Reporting lab	Inconclusive	Negative	Positive	Percent positive	Total
WOODLAND TOWERS		6	6	50%	12
TMH PHYSICIAN PARTNERS - MONTICELLO		10	2	17%	12
CAPE CORAL URGENT CARE		9	3	25%	12
MINUTE CLINIC LLC #5706		10	2	17%	12
Maury Regional Hospital		6	6	50%	12
TIFT REGIONAL HEALTH SYSTEM, INC		12			12
CARLOS PORTU MD, PLLC			12	100%	12
MINUTECLINIC LLC (1435)		11	1	8%	12
MINUTECLINIC DIAGNOSTIC OF PA, LLC (1036)		10	2	17%	12
BROWARD DIALYSIS			12	100%	12
LIFE CARE OF PORT SAINT LUCIE		3	9	75%	12
SUNCOAST COMMUNITY HEALTH CENTERS INC		2	10	83%	12
LONGWOOD PEDIATRICS LLC			12	100%	12
ST PETER'S UNIVERSITY HOSPITAL		9	3	25%	12
MERCY MEDICAL CENTER		5	7	58%	12
FAMILY MEDICINE AT LONGWOOD			12	100%	12
DAVID LAWRENCE CENTER INC		10	2	17%	12
MINUTECLINIC DIAGNOSTIC OF NEW MEXICO		12			12
Lady Lake Specialty Care			12	100%	12
COLLIER COUNTY HEALTH DEPT.		7	5	42%	12
FLORIDA DEPT OF HEALTH		4	8	67%	12
CARROLL GARDENS URGENT CARE		12			12
HAVEN HOSPICE			12	100%	12
LAKE NONA MEDICAL SERVICE LLC		10	2	17%	12
JOHN W NORRIS III MD PA	1		11	92%	12
BRITO MEDICAL CENTER		10	2	17%	12
TAPESTRY TALLAHASSEE WALDEN		12			12
IREPERTOIRE_MOL_LAB		12			12
RICHMOND UNIVERSITY MEDICAL CENTER		10	2	17%	12
CAN COMMUNITY HEALTH, INC		11	1	8%	12
MINUTECLINIC DIAGNOSTIC OF GEORGIA, LL		10	2	17%	12
FLORIDA DEPARTMENT OF HEALTH WASHINGTON COUNTY		7	5	42%	12
CVS MINUTE CLINIC DIAGNOSTIC PA #3060		10	2	17%	12
DYNAMIC HEALTH CENTERS INC		8	4	33%	12
MINUTECLINIC, LLC, DBA MINUTECLINIC #6106		10	2	17%	12
VERITAS RESEARCH CORP			12	100%	12
MINUTE-CLINIC DIAGNOSTIC OF VIRGINIA, LLC		12			12
CVS CA9715POCT THOUSAND OAKS		12			12
BROOKDALE CITRUS			12	100%	12
LEON CHD		12			12
MINUTE CLINIC LLC #6765		11			11
CARENOW URGENT CARE-HERMITAGE		7	4	36%	11
UF HEALTH		1	10	91%	11
GENOPTIX MEDICAL LABORATORY		10	1	9%	11
BRIDGE DIAGNOSTICS			11	100%	11
ASSOCIATES MD CYPRESS CREEK			11	100%	11
ILLINOIS DEPT OF PUBLIC HEALTH LAB - SPRINGFIELD			11	100%	11

COVID-19: testing by laboratory

Data through Apr 18, 2021 verified as of Apr 19, 2021 at 09:25 AM

Data in this report are provisional and subject to change.

The numbers in the table below represent the number of Florida and non-Florida residents for whom test results were received by the Department of Health. A person can be tested by more than one laboratory and can have both positive and negative results. **Therefore, the sum of the numbers in each column will be larger than the total number of people tested.**

Reporting lab	Inconclusive	Negative	Positive	Percent positive	Total
DOCTORS EXPRESS OF ST PETERSBURG		1	10	91%	11
CROSSROADS URGENT CARE, PLLC		11			11
OPTUM PRIMARY CARE		1	10	91%	11
VIRTUA WEST JERSEY HOSPITAL VOORHEES		9	2	18%	11
MINUTECLINIC, DIAGNOSTIC OF TEXAS, LL		10	1	9%	11
PALM BEACH PATHOLOGY		9	2	18%	11
CLAYMED OF NORTH FLORIDA			11	100%	11
ADVENTHEALTH MEDICAL GROUP PEDIATRIC & ADOLESCENT		10	1	9%	11
UNIVERSITY OF MIAMI MILLER SCHOOL OF MEDICINE			11	100%	11
CVS MINUTE CLINIC DIAGNOSTIC OF TEXAS,LLC		9	2	18%	11
MINUTE CLINIC DIAGNOSTIC OF NORTH CAROLINA		11			11
ALACHUA			11	100%	11
UMHC/SYLVESTER AT KENDALL		1	10	91%	11
WATSON HEALTHCARE		8	3	27%	11
CREATIVE TESTING SOLUTIONS		4	7	64%	11
MINUTECLINIC DIAGNOSTIC OF NEW JERSEY,		10	1	9%	11
MICHIGAN DEPARTMENT OF COMMUNITY HEALTH		1	10	91%	11
ST. PETERSBURG PEDIATRICS			11	100%	11
WALK IN MEDICAL URGENT CARE PC		11			11
MINUTECLINIC DIAGNOSTIC OF NEW JERSEY, LLC # 7069		11			11
MEDEXPRESS URGENT CARE - SALEM		7	4	36%	11
HEALTH NETWORK LABORATORIES		7	4	36%	11
ATHENS VETERINARY DIAGNOSTIC LABORATOR		11			11
CLEVELAND TENNESSEE HOSPITAL COMPANY		10	1	9%	11
ELITE HOME HEALTH SERVICES		11			11
MINUTECLINIC DIAGNOSTIC OF MINNESOTA		11			11
VITAS HEALTH INC		5	6	55%	11
NORTH OKALOOSA PHYSICIAN GROUP		10	1	9%	11
45TH 1		11			11
MINUTECLINIC, LLC #1470		10	1	9%	11
METHODIST HOSPITAL			11	100%	11
MC DIAGNOSTIC OF CONNECTICUT , PC # 3		9	2	18%	11
AZALEA HEALTH		2	9	82%	11
ASSOCIATES IN MEDICINE		7	4	36%	11
WINTER PARK CARE AND REHABILITATION			11	100%	11
CVS MINUTE CLINIC DIAG OF IND, LLC #6549		11			11
MOUNT DORA PEDIATRICS		9	2	18%	11
NORTHEAST PEDIATRICS			11	100%	11
LAKE NONA MEDICAL SERVICES		3	8	73%	11
SARASOTA MEDICAL CENTER		2	9	82%	11
MINUTECLINIC DIAGNOSTICS OF IND, LLC		11			11
KIDSVILLE PEDIATRICS			11	100%	11
GUIDANCE / CARE CENTER, INC		11			11
ADVENT HEALTH - CENTRAL PASCO ER		8	3	27%	11
HIRAM COLLEGE HEALTH CENTER (ABBOTT)		11			11
St Joseph's Hospital & Medical Center		10	1	9%	11
MISSOURI DEPARTMENT OF HEALTH AND SENIOR SERVICES			11	100%	11

COVID-19: testing by laboratory

Data through Apr 18, 2021 verified as of Apr 19, 2021 at 09:25 AM

Data in this report are provisional and subject to change.

The numbers in the table below represent the number of Florida and non-Florida residents for whom test results were received by the Department of Health. A person can be tested by more than one laboratory and can have both positive and negative results. **Therefore, the sum of the numbers in each column will be larger than the total number of people tested.**

Reporting lab	Inconclusive	Negative	Positive	Percent positive	Total
APPALACHIAN REGIONAL HEALTHCARE SYSTEM		10	1	9%	11
PINELLAS COUNTY HEALTH DEPARTMENT		2	9	82%	11
MINUTECLINIC DIAGNOSTIC OF MAINE, LLC		9	2	18%	11
WELLMED AT SOUTH PARSONS		9	2	18%	11
ALBION COLLEGE (ABBOTT)		11			11
THE TERRACE OF SAINT CLOUD		9	2	18%	11
CVS CA9165POCT SAN DIEGO		11			11
PHYSICIANS REGIONAL MEDICAL CTR - COLLIER BLVD			11	100%	11
CARINGTON MANOR		11			11
DMH STEINHATCHEE FAMILY MEDICINE		8	3	27%	11
MEDEXPRESS URGENT CARE - MAPLE DRIVE		10	1	9%	11
UNIVERSITY HOSPITALS OF CLEVELAND		6	5	45%	11
AIM LABORATORIES			11	100%	11
SEMORAN FAMILY HEALTH LLC		10	1	9%	11
REDMED CLINIC OF ARLINGTON		10	1	9%	11
TROPICANA		5	6	55%	11
ST LUKES ROOSEVELT LABORATORY		9	2	18%	11
MINUTECLINIC DIAGNOSTIC OF VIRGINIA, LLC #255		11			11
COLLIER HMA PHYSICIAN MANAGEMENT, LLC		2	9	82%	11
CVS MINUTE CLINIC DIAGNOSTIC		10	1	9%	11
St. Annes Nursing Center, St. Annes Residence, Inc.		11			11
JBSA-SAM HOUSTON			11	100%	11
MEDEXPRESS URGENT CARE MONACA		11			11
PRIMECARE ACQUISITION FAMILY PRACTICE INC		11			11
MEDICAL CENTER AFFILIATES WEST PALM			11	100%	11
MONROE COUNTY HOSPITAL		8	3	27%	11
GMR EVENT SERVICES LLC DBA CROWDRX		11			11
SUMTER COUNTY HEALTH DEPARTMENT		6	5	45%	11
ST VINCENT'S ST CLAIR		8	3	27%	11
NIGHT LITE PEDIATRICS CENTER, LLC		1	10	91%	11
VA Primary Care Clinic at Meharry		10	1	9%	11
STUYVESANT URGENT CARE		11			11
CVS SC4286POCT EASLEY		5	6	55%	11
BIOTECH CLINICAL LABORATORIES, INC.		1	10	91%	11
SAVANNAH STATE UNIVERSITY, COUNSELING		11			11
PASSPORT HEALTH			11	100%	11
ALCOVE ASSISTED LIVING FACILITY		11			11
UNIVERSITY CENTRA CARE		10	1	9%	11
ORLANDO HEALTH PHYSICIAN ASSOCIATES		4	7	64%	11
HNL LAB MEDICINE		8	3	27%	11
CURATIVE		1	10	91%	11
BOCA RATON REGIONAL HOSPITAL LAB			11	100%	11
TELEVISIT PALM BAY FAMILY PRACTICE		9	2	18%	11
LANE PEDIATRICS PA		1	10	91%	11
PRIME MEDICAL CARE, LLC		11			11
MINUTECLINIC DIAGNOSTIC OF TN, PC 6304		9	2	18%	11
Crestwood Nursing Center		7	4	36%	11

COVID-19: testing by laboratory

Data through Apr 18, 2021 verified as of Apr 19, 2021 at 09:25 AM

Data in this report are provisional and subject to change.

The numbers in the table below represent the number of Florida and non-Florida residents for whom test results were received by the Department of Health. A person can be tested by more than one laboratory and can have both positive and negative results. **Therefore, the sum of the numbers in each column will be larger than the total number of people tested.**

Reporting lab	Inconclusive	Negative	Positive	Percent positive	Total
MEDEXPRESS URGENT CARE - WINCHESTER GATEWAY		9	2	18%	11
MINUTECLINIC DIAGNOSTIC OF NORTH CAROLINA PC #5341		7	3	30%	10
GILCHRIST COUNTY FIRE DEPARTMENT		4	6	60%	10
RPC@HODGES		2	8	80%	10
KEY TRAINING CENTER			10	100%	10
SOMA MEDICAL CENTER PA #4			10	100%	10
QHG OF ENTERPRISE INC (DBA MEDICAL CTR		10			10
MEDEXPRESS URGENT CARE PARKERSBURG		8	2	20%	10
MINUTE CLINIC, LLC #4650		9	1	10%	10
MEDEXPRESS URGENT CARE-KATY		7	3	30%	10
WHEELER LABORATORY		9	1	10%	10
NATURE COAST REGIONAL MEDICAL CENTER		1	9	90%	10
MC DIAGNOSTIC OF CONNECTICUT, PC #1043		10			10
ORLANDO MEDICAL CENTER PL		1	9	90%	10
ILLINOIS DEPARTMENT OF PUBLIC HEALTH		2	8	80%	10
CVS TN2179POCT MURFREESBORO		9	1	10%	10
PBC PREMIER FAMILY HEALTH			10	100%	10
FAMILY HEALTH CENTER AT PORT ST JOHN		4	6	60%	10
CHILDREN'S HEALTHCARE OF ATLANTA/EGLESTON		10			10
Manor Care of Dunedin		7	3	30%	10
THE MARY IMOGENE BASSETT HOSPITAL		10			10
LAKE BALDWIN CBOC		9	1	10%	10
URGENT CARE CENTER AT PINNACLE		4	6	60%	10
UNIVERSITY MEDICAL CENTER		8	2	20%	10
NASCAR EVENT MANAGEMENT, LLC		10			10
MINUTECLINIC DIAGNOSTIC OF OHIO #3407		9	1	10%	10
MINUTE CLINIC LLC # 2033		9	1	10%	10
MEDEXPRESS URGENT CARE - FAYETTEVILLE		8	2	20%	10
BETTER AT HOME		10			10
MEDEXPRESS URGENT CARE - WASHINGTON		8	2	20%	10
MAINSTREET FAMILY CARE			10	100%	10
MEDEX REGIONAL LABORATORIES LLC		1	9	90%	10
CHEMISYS LABORATORIES		2	8	80%	10
WINKLER COURT□		9	1	10%	10
MEDEXPRESS URGENT CARE - BEECH GROVE		9	1	10%	10
HIGH TOWER ALF LLC		9	1	10%	10
BROWARD HEALTH CARE			10	100%	10
KEY WEST URGENT CARE, INC		3	7	70%	10
CVS MO8590POCT KANSAS CITY		6	4	40%	10
KR AT COLLEGE HARBOR		10			10
PANCARE HEALTH - VERNON ELEMENTARY			10	100%	10
FLORIDA CLINICAL LAB		1	9	90%	10
ST JOSEPH'S HOSPITAL NORTH LABORATORY			10	100%	10
COMMUNITY HEALTH CENTER		2	8	80%	10
PHASE2 LABS	2	6	2	20%	10
CBC LAB		3	7	70%	10
BETH ISRAEL MEDICAL CENTER LABS		9	1	10%	10

COVID-19: testing by laboratory

Data through Apr 18, 2021 verified as of Apr 19, 2021 at 09:25 AM

Data in this report are provisional and subject to change.

The numbers in the table below represent the number of Florida and non-Florida residents for whom test results were received by the Department of Health. A person can be tested by more than one laboratory and can have both positive and negative results. **Therefore, the sum of the numbers in each column will be larger than the total number of people tested.**

Reporting lab	Inconclusive	Negative	Positive	Percent positive	Total
MINUTECLINIC DIAGNOSTIC OF ILLINOIS		8	2	20%	10
NEW JERSEY DEPARTMENT OF HEALTH COMMUNICABLE DISEASE SERVICE		3	7	70%	10
PIEDMONT ATHENS REGIONAL MEDICAL		8	2	20%	10
MOLECULAR PATHOLOGY LABORATORY			10	100%	10
MINUTECLINIC DIAGNOSTIC OF TN PC #5671		6	4	40%	10
ONEIDA HEALTHCARE CENTER		8	2	20%	10
CVS PA6902POCT BRYN MAWR		8	2	20%	10
FLORIDA KEYS CONCIERGE MEDICINE, LLC		8	2	20%	10
CORONA PATHOLOGY		10			10
ARCHBOLD MEMORIAL HOSPITAL/LAB		3	7	70%	10
TENNESSEE DEPARTMENT OF HEALTH (TDH) - CENTRAL LABORATORY		2	8	80%	10
OKLAHOMA STATE DEPARTMENT OF HEALTH-PUBLIC HEALTH LABORATORY			10	100%	10
BROOKDALE PANAMA CITY		9	1	10%	10
BENSONHURST URGENT CARE		9	1	10%	10
STPET		8	2	20%	10
PALM BEACH CDH - DELRAY BEACH			10	100%	10
ACCESS PHARMACY		10			10
MOSOLF PEDIATRICS			10	100%	10
MINUTECLINIC DIAG OF IND, LLC #2387		8	2	20%	10
WELLSTAR COBB HOSPITAL		8	2	20%	10
CVS SC7556POCT WEST COLUMBIA		9	1	10%	10
SAVANNAH MANOR ASSISTED LIVING COMMUNITY			10	100%	10
FLEMING ISLAND CENTER FOR CLINICAL RESEARCH		10			10
Avalon Healthcare and Rehabilitation Center			10	100%	10
VASCONCELLO COHEN MD PA		9	1	10%	10
CVS TX8351POCT BEAUMONT		9	1	10%	10
MINUTECLINIC DIAGNOSTIC OF TN PC #386		9	1	10%	10
WALGREENS #10972	1	9			10
LUXOR SCIENTIFIC LLC		1	9	90%	10
Westchester General Hospital			10	100%	10
ISLAND COAST PEDIATRICS IN-HOUSE LAB		10			10
CHRISTUS ST VINCENT LABORATORY - ZIA		10			10
EMERGENCY MEDICAL CENTER		4	6	60%	10
DES PLAINES CLINICAL LAB		3	7	70%	10
CENTRAL JERSEY URGENT CARE		9	1	10%	10
IMMUNOGENOMICS LLC		6	4	40%	10
DOMINICAN COLLEGE STUDENT HEALTH CENTE		8	2	20%	10
CVS CA9113POCT CHULA VISTA		10			10
PRORENATA LABS		2	8	80%	10
BEAUMONT LABORATORY			10	100%	10
NORTHSIDE HOSPITAL ATLANTA		4	6	60%	10
MEDICAL LABORATORY DIAGNOSTICS			10	100%	10
VENICE GREEN VILLAGE		3	7	70%	10
BERRYHILL MANOR		10			10
LAWRENCE TECHNOLOGICAL UNIVERSITY		10			10
CVS TX7162POCT HOUSTON		10			10
WALGREENS #04176		7	3	30%	10

COVID-19: testing by laboratory

Data through Apr 18, 2021 verified as of Apr 19, 2021 at 09:25 AM

Data in this report are provisional and subject to change.

The numbers in the table below represent the number of Florida and non-Florida residents for whom test results were received by the Department of Health. A person can be tested by more than one laboratory and can have both positive and negative results. **Therefore, the sum of the numbers in each column will be larger than the total number of people tested.**

Reporting lab	Inconclusive	Negative	Positive	Percent positive	Total
BELLE GLADES HEALTH CLINIC			10	100%	10
MINUTECLINIC, LLC #4682		5	5	50%	10
MINUTE-CLINIC DIAGNOSTIC OF VIRGINIA,		9	1	10%	10
GLADES COUNTY DETENTION CENTER		1	9	90%	10
VITALANT		1	9	90%	10
JOHNS HOPKINS ALL CHILDRENS			10	100%	10
HCR MANORCARE		10			10
ANY LAB TEST NOW INC			10	100%	10
CVS PA1671POCT LANCASTER		10			10
CVS SC7334POCT LEXINGTON		9	1	10%	10
CARENOW URGENT CARE - EAST NASHVILLE		8	2	20%	10
BLOOMIN BRANDS WELLNESS CENTER		9	1	10%	10
MINUTECLINIC DIANOSTIC OF VIRGINA, LL		9	1	10%	10
AMERICAN HOUSE FORT MYERS		10			10
ARBORS OF GULF BREEZE, THE		8	2	20%	10
VETERNANS ADMINISTRATION			10	100%	10
NOT INDICATED		1	9	90%	10
PLYMOUTH HARBOR INCORPORATED		9	1	10%	10
WALK-IN MEDICAL CARE			10	100%	10
NORTON HEALTHCARE			10	100%	10
CVS NC7051POCT WAKE FOREST		10			10
ST JOSEPHS HOSP OF ATLANTA/CLINIC LAB		9	1	10%	10
ALABAMA DEPARTMENT OF PUBLIC HEALTH		1	9	90%	10
NEW HAMPSHIRE DEPARTMENT OF HEALTH AND HUMAN SERVICES		3	7	70%	10
SUPERIOR RESIDENCES OF CLERMONT		2	8	80%	10
KAILOS GENETICS INC		8	2	20%	10
CITY OF TALLAHASSEE		10			10
IU HEALTH PATHOLOGY		1	8	89%	9
CORE OCCUPATIONAL RESOURCES, LLC		5	4	44%	9
PEDIATRIC HEALTH CARE ALLIANCE			9	100%	9
DIXITKUMAR N MODI MD PA			9	100%	9
Atlanta VAMC		6	3	33%	9
WINTER PARK INTERNAL MEDICINE MD PA		7	2	22%	9
MINUTECLINIC #2860		6	3	33%	9
SELECT PHYSICIANS ALLIANCE		9			9
MINUTE CLINIC LLC #10203		7	2	22%	9
WATERFORD AT CREEKSIDE, THE			9	100%	9
NIGHT LITE PEDIATRICS CENTER		1	8	89%	9
PATEL MEDICAL VENTURES		8	1	11%	9
BUENA VIDA ESTATES			9	100%	9
FLORIDA CENTER FOR DERMATOLOGY LABORATORY			9	100%	9
CVS MINUTE CLINIC DIAGNOSTIC MED GRP OF SAN		7	2	22%	9
CARENOW URGENT CARE-GREEN HILLS		9			9
MINUTE CLINIC INCORPORATE		9			9
RANDOLPH DIABETES AND WELLNESS		8	1	11%	9
BLOOMINGDALE PEDIATRIC ASSOCIATES PA			9	100%	9
MINUTECLINIC DIAGNOSTIC OF TN PC #242		6	3	33%	9

COVID-19: testing by laboratory

Data through Apr 18, 2021 verified as of Apr 19, 2021 at 09:25 AM

Data in this report are provisional and subject to change.

The numbers in the table below represent the number of Florida and non-Florida residents for whom test results were received by the Department of Health. A person can be tested by more than one laboratory and can have both positive and negative results. **Therefore, the sum of the numbers in each column will be larger than the total number of people tested.**

Reporting lab	Inconclusive	Negative	Positive	Percent positive	Total
OMNI			9	100%	9
MINUTE CLINIC LLC #4017		9			9
CVS CT1109POCT BETHEL		9			9
REMISE OCCUPATIONAL HEALTH SOLUTIONS INC			9	100%	9
ST. CLOUD PHARMACY AND WELLNESS CENTER		5	4	44%	9
CARESOUTH HHA HOLDINGS OF THE BAY AREA LLC□		9			9
MINUTECLINIC, LLC #09202		7	2	22%	9
CVS DC1340POCT WASHINGTON		9			9
TRANSPLANT GENOMICS INC (EUROFINS)		9			9
BEAUMONT EMERGENCY CENTER			9	100%	9
MAGNOLIA MANOR			9	100%	9
MIAMI COMPREHENSIVE MEDICINE GROUP PA		4	5	56%	9
NORTHSIDE HOSPITAL		2	7	78%	9
WINDSOR OF SAN PABLO, THE		6	3	33%	9
MEDEXPRESS URGENT CARE - SWANSEA, N ILLINOIS ST		8	1	11%	9
ROSEMONT GARDENS INC		9			9
CAYUGA COUNTY HEALTH DEPARTMENT		8	1	11%	9
GCPM MANUAL MICROBIOLOGY		1	8	89%	9
ACM MEDICAL LABORATORY ALLIANCE		7	2	22%	9
COLLIER BLVD HMA PHYSICIAN MANAGEMENT,, LLC			9	100%	9
PALM BAY URGENT CARE PL		1	8	89%	9
MINUTE CLINIC LLC #1448		8	1	11%	9
UCARE			9	100%	9
RELIANCE MEDICAL CENTER		5	4	44%	9
HEALTH AND WELLNESS CENTER		1	8	89%	9
NORTHWEST FLORIDA COMMUNITY HOSPITAL LABORATORY		8	1	11%	9
LEE MEMORIAL HEALTH SYSTEM D/B/A		7	2	22%	9
Sunset Lake Health and Rehabilitation Center		8	1	11%	9
NORTHSHORE UNIVERSITY HEALTHSYSTEM EVANSTON HOSPITAL LAB			9	100%	9
MIDMICHIGAN MEDICAL CENTER			9	100%	9
SOUTH FLORIDA ENT ASSOCIATES, INC			9	100%	9
ALL 4 KIDZ PEDIATRICS		7	2	22%	9
MEDEXPRESS URGENT CARE - BATTLE CREEK		6	3	33%	9
MEDICANA NURSING AND REHAB CENTER			9	100%	9
MEDEXPRESS URGENT CARE - FORT WORTH S		8	1	11%	9
Consulate Health Care of Brandon		7	2	22%	9
HARMONIOUS HOME HEALTH, LLC		9			9
INSPIRED LIVING AT PALM BAY		7	2	22%	9
PALMS WEST HOSPITAL			9	100%	9
MINUTECLINIC, LLC, DBA MINUTECLINIC #4		9			9
ALLIANCE HEALTH AND REHABILITATION CENTER		9			9
FLORIDA HOSPITAL WINTER PARK		7	2	22%	9
UHEALTH UNIVERSITY OF MIAMI			9	100%	9
CARENOW URGENT CARE-MT JULIET		8	1	11%	9
PUTNAM FAMILY CARE INC		3	6	67%	9
LOREY ALF		9			9
BRENNITY AT VERO BEACH, THE			9	100%	9

COVID-19: testing by laboratory

Data through Apr 18, 2021 verified as of Apr 19, 2021 at 09:25 AM

Data in this report are provisional and subject to change.

The numbers in the table below represent the number of Florida and non-Florida residents for whom test results were received by the Department of Health. A person can be tested by more than one laboratory and can have both positive and negative results. **Therefore, the sum of the numbers in each column will be larger than the total number of people tested.**

Reporting lab	Inconclusive	Negative	Positive	Percent positive	Total
OUR HOME AT BEACON HILL			9	100%	9
CITYMD		1	8	89%	9
VILLAGE PLACE HEALTH AND REHAB		9			9
SUNCREST OMNI		9			9
MINUTECLINIC DIAGNOSTIC MED GRP OF CA		8	1	11%	9
WILLIAMSBURGH CHAI CARE		8	1	11%	9
CHILDREN'S HEALTH CENTER INC.		7	2	22%	9
CVS CT1123POCT SOUTHBURY		9			9
CVS NJ617POCT CEDAR GROVE		8	1	11%	9
MINUTE CLINIC LLC #0169		7	2	22%	9
PENSACOLA CLUSTER			9	100%	9
VETERANS AFFAIRS MEDICAL CENTER - OUTPATIENT			9	100%	9
MEDEXPRESS ELKINS		9			9
NEMOURS CHILDREN'S PRIMARY CARE VERO BEACH			9	100%	9
RIVERVIEW REGIONAL MEDICAL CENTER		7	2	22%	9
ROSECASTLE			9	100%	9
CVS TX10016POCT PRINCETON		9			9
EXPRESS TEST			9	100%	9
WINDSOR OF GAINESVILLE		9			9
NHC HealthCare Anniston		9			9
MANATEE COUNTY CENTRAL JAIL		9			9
CVS PA233POCT NEWTOWN SQUARE		9			9
CIMA MEDICAL CENTER		8	1	11%	9
KINDRED_AIMS		9			9
CVS MINUTE CLINIC DIAGNOSTIC OF KANSAS, PA		9			9
MOBILE RESPONSE DIAGNOSTICS LLC		8	1	11%	9
DIAMOND SPEEDWAY DIALYSIS		1	8	89%	9
CVS GA3766POCT DACULA		7	2	22%	9
NITIN BAWA PROFESSIONAL ASSOCIATES			9	100%	9
MONROE COUNTY FIRE RESCUE		8	1	11%	9
DOH-TAMPA BRANCH LABORATORY (MLK BLVD)		4	5	56%	9
MINUTECLINIC LLC #5176		6	3	33%	9
PRECISION GENETICS			9	100%	9
MINUTECLINIC #8760		9			9
CIAN DIAGNOSTICS			9	100%	9
ACCESS CARE MEDICAL GROUP LLC		2	7	78%	9
WESTCHESTER GENERAL HOSPITAL BLOOD GAS LAB			9	100%	9
CVS PHARMACY NO 274		9			9
CVS RI1717POCT 1 CVS DR			9	100%	9
ST VINCENT'S CHILTON		7	2	22%	9
ENCOMPASS HOME HEALTH OF THE SOUTHEAST LLC□		9			9
WADSWORTH CENTER - DAVID AXELROD INSTITUTE		8	1	11%	9
THOMAS JEFFERSON UNIVERSITY HOSPITAL		4	5	56%	9
ORLANDO HEALTH PHYSICIAN GROUP INC		6	3	33%	9
ETHOS LABORATORIES		7	2	22%	9
FAMILY PRACTICE OF DAVIE INC			9	100%	9
SOMA MEDICAL CENTER MD PA #7 PEDIATRICS			9	100%	9

COVID-19: testing by laboratory

Data through Apr 18, 2021 verified as of Apr 19, 2021 at 09:25 AM

Data in this report are provisional and subject to change.

The numbers in the table below represent the number of Florida and non-Florida residents for whom test results were received by the Department of Health. A person can be tested by more than one laboratory and can have both positive and negative results. **Therefore, the sum of the numbers in each column will be larger than the total number of people tested.**

Reporting lab	Inconclusive	Negative	Positive	Percent positive	Total
FLORIDA MENTOR		7	2	22%	9
MINUTECLINIC MINUTECLINIC #8505		7	2	22%	9
BAYFRONT HEALTH ST PETERSBURG		8	1	11%	9
CLEARWATER PEDIATRIC CARE		1	7	88%	8
ST CLOUD PHYSICIAN MANAGMENT LLC		7	1	13%	8
BREVARD FAMILY WALK IN CLINIC			8	100%	8
CVS PA1074POCT KENNETT SQUARE		7	1	13%	8
MINUTECLINIC #788		7	1	13%	8
ALLINA HEALTH - ABBOTT NORTHWESTERN HOSPITAL		5	3	38%	8
EP LTC PHARMACY		6	2	25%	8
SARAH LAWRENCE COLLEGE HEALTH SERVICES		8			8
CVS SC2736POCT MURRELLS INLET		6	2	25%	8
OSWEGO HOSPITAL LABORATORY		7	1	13%	8
HEWLETT URGENT CARE, PLLC		8			8
NASSAU UNIVERSITY MEDICAL CENTER DEPT		7	1	13%	8
MEDEXPRESS URGENT CARE - TARENTUM		6	2	25%	8
CHAPTERS HEALTH HOSPICE		8			8
FLORIDA HEART AND VASCULAR MULTISPECIALTY GROUP		8			8
SYLVESTER AT PLANTATION LABORATORY		7	1	13%	8
HEALTHPARK MEDICAL CTR NURSING SVC		8			8
LIFE CARE CITRUS COUNTY			8	100%	8
URGENT TEAM - HUNTSVILLE		6	2	25%	8
ORMOND BEACH CENTRA CARE			8	100%	8
PUTNAM COUNTY EMERGENCY RESCUE SERVICE		5	3	38%	8
ADVANCED RESEARCH FOR HEALTH IMPROVEMENT		6	2	25%	8
HOLY NAME MEDICAL CENTER	1	6	1	13%	8
INTERNAL MEDICINE AND AESTHETICS OF NAPLES LLC		8			8
MONTEFIORE MEDICAL CENTER LABORATORIES - NORTH		8			8
DIAGNOSTIC CLINIC		7	1	13%	8
GLEN FALLS HOSPITAL DEPARTMENT OF PATHOLOGY		7	1	13%	8
LEMOYNE COLLEGE WELLNESS CENTER FOR		8			8
DOTHAN PEDIATRIC CLINIC			8	100%	8
APEX HOME HEALTH CARE		7	1	13%	8
MINUTECLINIC DIAGNOSTIC OF OHIO #7790		6	2	25%	8
The Grand at Rome Nursing and Rehabilitation		8			8
LONG ISLAND JEWISH FOREST HILLS HOSPITAL		8			8
GENE STREET LABORATORIES, LLC		6	2	25%	8
CVS M08556POCT KANSAS CITY		7	1	13%	8
JACKSON CLINIC PA,THE		4	4	50%	8
SOUTHEASTERN PEDIATRIC ASSOCIATES			8	100%	8
ALL CHILDREN'S HOSPITAL		1	7	88%	8
CVS TX7827POCT ROUND ROCK		8			8
VERMONT DEPARTMENT OF HEALTH		1	7	88%	8
MEDEXPRESS URGENT CARE - MIDLOTHIAN		7	1	13%	8
CVS PA2582POCT SPRINGFIELD		6	2	25%	8
CHIEFLAND MEDICAL CENTER LLC			8	100%	8
CVS IN3975POCT JEFFERSONVILLE		5	3	38%	8

COVID-19: testing by laboratory

Data through Apr 18, 2021 verified as of Apr 19, 2021 at 09:25 AM

Data in this report are provisional and subject to change.

The numbers in the table below represent the number of Florida and non-Florida residents for whom test results were received by the Department of Health. A person can be tested by more than one laboratory and can have both positive and negative results. **Therefore, the sum of the numbers in each column will be larger than the total number of people tested.**

Reporting lab	Inconclusive	Negative	Positive	Percent positive	Total
URGENT CARE OF LONGWOOD		1	7	88%	8
VENICE REGIONAL MEDICAL CENTER			8	100%	8
BIOTECH PHARMACEUTICAL GROUP LLC			8	100%	8
FHPG_EXP CARE W HILLSBOROUGH			8	100%	8
CVS OH3476POCT TIPP CITY		7	1	13%	8
CARE ATC - CITY OF BOYNTON BEACH	1	2	5	63%	8
MEDEXPRESS URGENT CARE - MT LEBANON		5	3	38%	8
CLAY PRIMARY & FAMILY CARE LLC			8	100%	8
CVS HEALTH, #1994		6	2	25%	8
MINUTE CLINIC #8979		7	1	13%	8
MEDERI CARETENDERS VS OF SE FL LLC DBA		7	1	13%	8
MINUTECLINIC MINUTECLINIC #4977		4	4	50%	8
SURGOINSVILLE PHARMACY		8			8
LAKE PEDIATRICS			8	100%	8
CAREPOINT CLINIC		5	3	38%	8
HEALTHMARK REGIONAL HOSPITAL LAB		4	4	50%	8
MINUTE CLINIC DIAGNOSTIC OF VIRGINIA, LLC #1905		8			8
LAB UNKNOW		6	2	25%	8
UNIVERSITY OF WASHINGTON MEDICAL CENTER			8	100%	8
MEDEXPRESS URGENT CARE - CULPEPER		8			8
CVS MD1881POCT DUNKIRK		8			8
GOLDMAN SACHS HEALTH CENTER	1	7			8
CVS PA4077POCT BELLE VERNON		8			8
DEPARTMENT OF HEALTH- CITRUS COUNTY		1	7	88%	8
DR. PHILLIPS MEDICAL WELLNESS CENTER		4	4	50%	8
GOLISANO CHILDREN'S HOSPITAL OF SOUTHWEST FLORIDA		6	2	25%	8
CIGNA ONSITE HEALTH LLC		2	6	75%	8
WELLIGENT		1	7	88%	8
CVS MINUTE CLINIC DIAGNOSTIC OF NEW JERSEY		8			8
MINUTE CLINIC DIAGNOSTIC OF MICHIGAN PC		8			8
PALM BEACH COUNTY HEALTH DEPARTMENT LABORATORY			8	100%	8
BLOOMING GARDENS OF CARE INC		8			8
INTERNAL MEDICINE ASSOCIATES OF JACKSON HOSPITAL			8	100%	8
MEDEXPRESS URGENT CARE - CLARKSBURG		7	1	13%	8
CVS OH2543POCT CANFIELD		5	3	38%	8
LOVELACE MEDICAL CENTER		8			8
MID-HUDSON VALLEY DIVISION OF WESTCHESTER MEDICAL		8			8
CVS NC7213POCT MATTHEWS		6	2	25%	8
BEECHTREE MOLECULAR LAB LLC			8	100%	8
MINUTE CLINIC DIAG OF IND LLC #8674		8			8
MEDEXPRESS URGENT CARE-PETERS TWP		7	1	13%	8
CVS TN7289POCT SIGNAL MOUNTAIN		8			8
CVS GA2841POCT LAWRENCEVILLE		8			8
MEDEXPRESS URGENT CARE MORGANTOWN		8			8
SYNEXUS CLINICAL RESEARCH US INC		2	6	75%	8
HEALTHY MINORS PEDIATRIC URGENT CARE		7	1	13%	8
TRUE HEALTH		5	3	38%	8

COVID-19: testing by laboratory

Data through Apr 18, 2021 verified as of Apr 19, 2021 at 09:25 AM

Data in this report are provisional and subject to change.

The numbers in the table below represent the number of Florida and non-Florida residents for whom test results were received by the Department of Health. A person can be tested by more than one laboratory and can have both positive and negative results. **Therefore, the sum of the numbers in each column will be larger than the total number of people tested.**

Reporting lab	Inconclusive	Negative	Positive	Percent positive	Total
SEACOAST PATHOLOGY PROFESSIONAL ASSOC		8			8
HARBORCHASE OF DR PHILLIPS		7	1	13%	8
ATLANTIC CONSOLIDATED LABORATORY		8			8
PBC FOUND CARE INC			8	100%	8
GO PATH LABORATORIES			8	100%	8
MARINA ISLE ASSISTED LIVING		8			8
DOH JACKSONVILLE CENTRAL LABORATORY		3	5	63%	8
CVS SC2250POCT COLUMBIA		8			8
MONROE URGENT CARE		7	1	13%	8
ROBERT WOOD JOHNSON HOSPITAL		7	1	13%	8
DEPT OF VA MEDICAL CENTER - RICHMOND		7	1	13%	8
DOCTOR'S IN HOUSE LAB			8	100%	8
PAUL GRECO MD CONCIERGE MEDICAL SERVICES PL		8			8
DOCTOR'S IN-HOUSE LAB/COMMUNITY HEALTH CENTERS OF PINELLAS - CLEARWATE			8	100%	8
MINUTECLINIC, LLC #03268		7	1	13%	8
HUNTINGTON VILLAGE URGENT CARE		8			8
BARTON PARKER OD PC		8			8
MINUTECLINIC DIAGNOSTIC OF NORTH CAROLINA PC #7054		5	3	38%	8
Florida Clinical Laboratory		1	7	88%	8
NEOGENOMICS LABORATORIES, INC		8			8
CVS NC5591POCT STATESVILLE		7	1	13%	8
MINUTECLINIC, LLC #05038		8			8
NORTHEAST ALABAMA REGIONAL MEDICAL CENTER		5	3	38%	8
X-GENE MOLECULAR LABS		1	7	88%	8
MEDEXPRESS URGENT CARE - RICHMOND, NINE MILE RD		7	1	13%	8
GENEUS DIAGNOSTICS			8	100%	8
NOVADX		2	6	75%	8
VAIL VALLEY MEDICAL CENTER			8	100%	8
PACIFICA SUNRISE☐			8	100%	8
MINUTECLINIC DIAGNOSTIC OF NEVADA #87		4	4	50%	8
CVS MD4371POCT OCEAN CITY		8			8
MEDEXPRESS URGENT CARE - YORK		5	3	38%	8
ELLIS HOSPITAL LABORATORY		7	1	13%	8
TOXUSALABS DBA CONNECTDX LABS		6	2	25%	8
FOUNTAINVIEW BY FIVE STAR QUALITY CARE		7	1	13%	8
JOHN T MATHER MEMORIAL HOSPITAL LABORATORY		7	1	13%	8
CONSULATE HEALTH CARE		7	1	13%	8
MAGNOLIA PEDIATRICS GROUP LLC			8	100%	8
HEARTLAND PEDIATRIC ASSOCIATES		4	4	50%	8
LAKE CONWAY URGENT CARE LLC		2	6	75%	8
FRESENIUS KIDNEY CARE DUNEDIN			8	100%	8
WHITE SANDS OUTPATIENT SERVICES (WSOP SERVICES LLC		8			8
JUPITER CLINIC			8	100%	8
ALACHUA COUNTY HEALTH DEPARTMENT		1	7	88%	8
SUPREME LABORATORY			8	100%	8
SEA LEVEL LABS			8	100%	8
ORLANDO FAMILY PHYSICIANS			8	100%	8

COVID-19: testing by laboratory

Data through Apr 18, 2021 verified as of Apr 19, 2021 at 09:25 AM

Data in this report are provisional and subject to change.

The numbers in the table below represent the number of Florida and non-Florida residents for whom test results were received by the Department of Health. A person can be tested by more than one laboratory and can have both positive and negative results. **Therefore, the sum of the numbers in each column will be larger than the total number of people tested.**

Reporting lab	Inconclusive	Negative	Positive	Percent positive	Total
ALLEGRO - TAMPA	1	4	3	38%	8
BAPTIST OUTPATIENT			8	100%	8
COMPREHENSIVE CLINICAL RESEARCH, LLC			8	100%	8
INTERVENTIONAL REHABILITATION OF SOUTH FLORIDA			8	100%	8
CAPRONA GROUP HOME		2	6	75%	8
ALBANY MEDICAL CENTER		7	1	13%	8
ST CHARLES HOSPITAL LABORATORY		8			8
ST. JOSEPH HOSPITAL AND HEALTH CARE INC.			8	100%	8
PARTNERS PHARMACY OF FLORIDA LLC		8			8
NORTHDALREHABILITATION CENTER			8	100%	8
JX REF LAB			8	100%	8
EXECUTIVE MEDICAL SERVICES		8			8
SLOPESIDE LABS AND TESTING, LLC - THE HIDEOUT AT BUTTERMILK MOUNTAIN		8			8
THE WOLFF CENTER FOR CHILD & ADOLESCENT HEALTH			8	100%	8
CHIEFLAND MEDICAL CENTER		1	7	88%	8
DORAL URGENT CARE			8	100%	8
MED & CO INVESTMENT LLC		7	1	13%	8
Nashville Central Laboratory		8			8
MEDEXPRESS URGENT CARE, BUTLER		5	3	38%	8
CVS NC3319POCT CHARLOTTE		6	2	25%	8
CVS OH3301POCT WOODMERE		8			8
MEDEXPRESS URGENT CARE-PASADENA		8			8
FHCP-ORANGE CITY			8	100%	8
MODMD LABORATORY		8			8
CVS NC7057POCT SHELBY		6	2	25%	8
MINUTECLINIC DIAGNOSTIC OF SC, LLC #7		6	2	25%	8
NORTH PINELLAS CHILDRENS MEDICAL CENTER INC			8	100%	8
Baptist Village Retirement Communities		7			7
ALL CHILDREN'S HOSPITAL DEPT OF GENERAL PEDIATRICS			7	100%	7
MEDEXPRESS URGENT CARE, JOHNSTOWN		6	1	14%	7
LEVY COUNTY SHERRIF'S DEPT			7	100%	7
MINUTE CLINIC LLC #1909		7			7
MEDEXPRESS URGENT CARE - STAUNTON		3	4	57%	7
PALM GARDEN OF SUN CITY			7	100%	7
WILDLIGHT LAB			7	100%	7
CVS OH3080POCT HUBER HEIGHTS		6	1	14%	7
GENTRY PARK ORLANDO ASSISTED LIVING		6	1	14%	7
CVS NV9841POCT RENO		4	3	43%	7
MEDEXPRESS URGENT CARE - GLENDALE		7			7
FAMILY MEDICINE MEDICAL DRIVE		7			7
MEDEXPRESS URGENT CARE PORT HURON		6	1	14%	7
EASTERN FLORIDA STATE COLLEGE - PALM BAY CAMPUS			7	100%	7
HEARTLAND PEDIATRICS OF LAKE PLACID			7	100%	7
PEDIATRICS OF CENTRAL FLORIDA		5	2	29%	7
MINUTE CLINIC DIAGNOSTIC OF VIRGINIA, LLC #7543		7			7
OCALA FAMILY MEDICAL CENTER		7			7
CVS MD2956POCT NEW MARKET		6	1	14%	7

COVID-19: testing by laboratory

Data through Apr 18, 2021 verified as of Apr 19, 2021 at 09:25 AM

Data in this report are provisional and subject to change.

The numbers in the table below represent the number of Florida and non-Florida residents for whom test results were received by the Department of Health. A person can be tested by more than one laboratory and can have both positive and negative results. **Therefore, the sum of the numbers in each column will be larger than the total number of people tested.**

Reporting lab	Inconclusive	Negative	Positive	Percent positive	Total
ST CHARLES BEND LABORATORY		6	1	14%	7
MINUTECLINIC, LLC #03965		7			7
WALGREENS #06416		7			7
CARENOW URGENT CARE-SOUTHLAKE			7	100%	7
NORTH COUNTRY FAMILY HEALTH CENTER INC		7			7
CVS GA2147POCT KENNESAW		5	2	29%	7
HELIX MEDICAL CENTERS		1	6	86%	7
HERNANDO PASCO HOSPICE INC		6	1	14%	7
PERSONAL PHYSICIAN CARE PA			7	100%	7
COMMUNITY CARE CENTER□		7			7
PENINSULA CARE AND REHABILITATION CENTER			7	100%	7
DASCENA LABORATORY			7	100%	7
MERCY HEALTH—MUSKEGON		6	1	14%	7
SKR MEDICAL ADVISORS		7			7
BROOKDALE LAKE ORIENTA			7	100%	7
ENTRUST IMMEDIATE CARE			7	100%	7
PEDIATRICS URGENT CARE, LLC			7	100%	7
Rutgers Health Rwj University Hospital - Laboratory		4	3	43%	7
PENN MEDICINE PRINCETON MEDICAL CENTER		6	1	14%	7
CVS TX4397POCT CYPRESS		7			7
SCHOOL OF PHARMACY AND PHARMACEUTICAL		7			7
ST. LUCIE COUNTY HEALTH DEPARTMENT		5	2	29%	7
FRESENIUS KIDNEY CARE FORT WALTON BEACH			7	100%	7
FLORIDA CANCER SPECIALISTS & RESEARCH INSTITUTE		6	1	14%	7
PRIMARY CARE SPECIALISTS OF ORLANDO		7			7
MEDEXPRESS URGENT CARE-DUBOIS		7			7
WEST DADE PEDIATRICS			7	100%	7
OPTUM PRIMARY CARE - FOUNTAIN OAKS		3	4	57%	7
DOCTOR'S IN-HOUSE LAB/COMMUNITY HEALTH CENTERS OF PINELLAS -PINELLAS P			7	100%	7
SOUTHEAST GEORGIA HEALTH SYSTEM, INC D		7			7
CARENOW URGENT CARE-MADISON		7			7
NYU WINTHROP HOSPITAL PATHOLOGY		7			7
GRACE WELLNESS CENTER LLC		6	1	14%	7
CVS OH3458POCT BEAVERCREEK		7			7
PROVIDENCE LABORATORY SERVICES		7			7
TRUE HEALTH DIAGNOSTICS		1	6	86%	7
COMMUNITY MEDICAL AND DENTAL CARE INC		7			7
EL PARAISO HOME INC		7			7
FHPG_EXP CARE PALM HARBOR			7	100%	7
GULF COAST PEDIATRICS OF SARASOTA PA		1	6	86%	7
TERENCE B MITCHELL MD, INC		3	4	57%	7
MINUTE-CLINIC DIAGNOSTIC OF VIRGINIA, LLC #794		6	1	14%	7
FLORIDA DIGESTIVE AND LIVER SPECIALIST		7			7
KEYSTONE PLACE AT NAPLES PRESERVE		4	3	43%	7
CVS NJ836POCT RUNNEMEDE		7			7
SOUTH COM HEALTH CLINIC, DEPT. OF THE ARMY		7			7
FHMG_FM AND IM AVALON PARK		2	5	71%	7

COVID-19: testing by laboratory

Data through Apr 18, 2021 verified as of Apr 19, 2021 at 09:25 AM

Data in this report are provisional and subject to change.

The numbers in the table below represent the number of Florida and non-Florida residents for whom test results were received by the Department of Health. A person can be tested by more than one laboratory and can have both positive and negative results. **Therefore, the sum of the numbers in each column will be larger than the total number of people tested.**

Reporting lab	Inconclusive	Negative	Positive	Percent positive	Total
MAXHEALTH		5	2	29%	7
DOTHAN WEST FAMILY MEDICINE		5	2	29%	7
TESTD			7	100%	7
YAZJI PEDIATRIC CARE LLC DBA TUKA PEDIATRICS			7	100%	7
OWL NOW URGENT CARE			7	100%	7
ABBNEY MANOR RETIREMENT RESIDENCE INC		7			7
FLORIDA SCHOOL FOR THE DEAF AND THE BLIND			7	100%	7
WATAUGA MEDICAL CENTER		4	3	43%	7
EXPICARE NURSING AGENCY, INC		5	2	29%	7
CVS IL8747POCT CHICAGO		7			7
LAKE CITY CORRECTIONAL FACILITY			7	100%	7
HEALTH CARE LABORATORY SERVICES		1	6	86%	7
NEMOURS CHILDREN'S HOSPITAL			7	100%	7
MEDEXPRESS URGENT CARE - STATE COLLEGE		5	2	29%	7
GREENVILLE MEMORIAL HOSPITAL LAB			7	100%	7
TREASURE COAST INFECTIOUS DISEASE CONSULTANTS		4	3	43%	7
CARESOUTH HHA HOLDINGS OF TALLAHASSEE LLC		7			7
BIRMINGHAM VAMC		3	4	57%	7
LEE COUNTY HEALTH DEPARTMENT		4	3	43%	7
AVON PARK PEDIATRICS			7	100%	7
CVS MA594POCT FALMOUTH		6	1	14%	7
MINUTECLINIC DIAGNOSTIC OF RHODE ISLAN		7			7
CVS GA7064POCT STOCKBRIDGE		7			7
MINUTECLINIC DIAGNOSTIC OF KANSAS PA		7			7
CRESTWOOD MEDICAL CENTER		5	2	29%	7
MOULTRIE CREEK NURSING AND REHAB			7	100%	7
CVS NC2313POCT RALEIGH		6	1	14%	7
LONGWOOD FAMILY MEDICINE		1	6	86%	7
MEDEXPRESS URGENT CARE - BLUEFIELD		6	1	14%	7
LISTENING DOCTOR PLLC, THE		1	6	86%	7
Lenox on the Lake			7	100%	7
NORTH FLORIDA MEDICAL CENTERS INC		1	6	86%	7
QUE		4	3	43%	7
CVS MA6505POCT NEWTON		7			7
HOLY GARDEN ALF, INC.		7			7
BRADENTON PHYSICIANS MEDICAL CENTER			7	100%	7
AHMG LAKE NONA PRIMARY CARE		7			7
CVS TX7288POCT DALLAS		6	1	14%	7
FLORIDA HOSPITAL KISSIMMEE		4	3	43%	7
OHIO DEPARTMENT OF HEALTH			7	100%	7
CVS PHARMACY #8800		5	2	29%	7
COMPASSION PEDIATRIC URGENT CARE LLC		2	5	71%	7
Ocoee Health Care Center		7			7
GAINESVILLE PEDIATRIC ASSOCIATES		1	6	86%	7
WOMENS CARE FLORIDA LLC		5	2	29%	7
CVS GA2236POCT WOODSTOCK		7			7
OCALA REGIONAL KIDNEY CENTER EAST		2	5	71%	7

COVID-19: testing by laboratory

Data through Apr 18, 2021 verified as of Apr 19, 2021 at 09:25 AM

Data in this report are provisional and subject to change.

The numbers in the table below represent the number of Florida and non-Florida residents for whom test results were received by the Department of Health. A person can be tested by more than one laboratory and can have both positive and negative results. **Therefore, the sum of the numbers in each column will be larger than the total number of people tested.**

Reporting lab	Inconclusive	Negative	Positive	Percent positive	Total
FIRST PHYSICIANS GROUP - LORRAINE CORNERS		7			7
VICTORIAN MANOR		2	5	71%	7
NORTHSIDE GWINNETT HOSPITAL		6	1	14%	7
Parkside Villa		7			7
DIAGNOSTIC & MEDICAL SPECIALISTS OF GREENWICH		5	2	29%	7
TERRACINA LLC		1	6	86%	7
CULVER-STOCKTON COLLEGE		7			7
IAN C BOYKIN MD		4	3	43%	7
PANCARE HEALTH - HOSFORD SCHOOL			7	100%	7
GRACE REHABILITATION CENTER OF VERO BEACH		4	3	43%	7
MEDEXPRESS URGENT CARE - WILLIAMSPORT		6	1	14%	7
COMPASSION PEDIATRICS		3	4	57%	7
CVS NC3803POCT MOORESVILLE		6	1	14%	7
CVS PA813POCT RICHBORO		7			7
MINUTECLINIC LLC # 3401		7			7
FLORIDA HOSPITAL APOPKA		6	1	14%	7
CVS NM8918POCT ALBUQUERQUE		7			7
CUMBERLAND HEIGHTS		7			7
MANATEE PEDIATRICS			7	100%	7
ECLRS		2	5	71%	7
MC DIAGNOSTIC OF CONNECTICUT, PC #114		7			7
KANSAS DEPARTMENT OF HEALTH		2	5	71%	7
TRIDENT BIOMETRICS		6	1	14%	7
JUPITER ISLAND PUBLIC SAFETY		5	2	29%	7
DOCTORS CLINICAL LABORATORY, INC		5	2	29%	7
MINUTECLINIC DIAG OF IND LLC #8651		6	1	14%	7
CVS MA1022POCT CAMBRIDGE		7			7
WYOMING COUNTY COMMUNITY HOSPITAL LABORATORY		7			7
LIZS ADULT CARE		7			7
MINUTECLINIC DIAGNOSTIC OF OHIO #4401		7			7
LEPE'S HOUSE			7	100%	7
IRL MARKET LAB			7	100%	7
NOVANT HEALTH INPATIENT CARE		2	5	71%	7
DELAWARE DEPARTMENT OF HEATH		6	1	14%	7
LAWTON CHILES HEALTH CENTER		1	6	86%	7
CVS NY549POCT RIDGEWOOD		4	3	43%	7
CVS MINUTE CLINIC DIAG OF IND LLC #5206		6	1	14%	7
NORTHERN DUTCHESS HOSPITAL LABORATORY		5	2	29%	7
SUPERIOR RESIDENCES AT CALA HILLS		7			7
LPG PRIMARY CARE AT LABELLE		6	1	14%	7
DALLAS COUNTY HEALTH AND HUMAN SERVICES			7	100%	7
LOUISIANA DEPT OF HEALTH			7	100%	7
MINUTECLINIC DIAG OF IND LLC #6998		6	1	14%	7
BAYSIDE URGENT CARE CENTER INC			7	100%	7
Highland Pines Health and Rehab		7			7
BALTIMORE CITY HEALTH DEPT COMMUNICABLE DISEASES AND EPIDEMIOLOGY			7	100%	7
GALLUP INDIAN MEDICAL CENTER		7			7

COVID-19: testing by laboratory

Data through Apr 18, 2021 verified as of Apr 19, 2021 at 09:25 AM

Data in this report are provisional and subject to change.

The numbers in the table below represent the number of Florida and non-Florida residents for whom test results were received by the Department of Health. A person can be tested by more than one laboratory and can have both positive and negative results. **Therefore, the sum of the numbers in each column will be larger than the total number of people tested.**

Reporting lab	Inconclusive	Negative	Positive	Percent positive	Total
MINUTE CLINIC DIAGNOSTIC OF PENNSYLVANIA		7			7
MINUTECLINIC, LLC #1796		6	1	14%	7
EMBRY-RIDDLE AERONAUTICAL UNIVERSITY HEALTH			7	100%	7
FLORIDA PREMIER MEDICAL CARE PA			7	100%	7
MEDEXPRESS URGENT CARE - HOLLINS		7			7
ADVENT HEALTH APOPKA		3	4	57%	7
MINUTECLINIC DIAGNOSTIC OF VIRGINIA, LLC #1656		7			7
MIAMI BEACH COMMUNITY HEALTH CENTER INC			7	100%	7
Thermopolis Rehabilitation Wellness		7			7
Robert Wood Johnson University Hospital		5	2	29%	7
MEDEXPRESS URGENT CARE - HOT SPRINGS		7			7
PANCARE HEALTH - KATE SMITH ELEMENTARY		1	6	86%	7
WEXFORD HEALTH SOURCES INC		7			7
EAST GEORGIA REGIONAL MEDICAL CENTER		6	1	14%	7
MEDEXPRESS URGENT CARE-NESHANNOCK TWP		6	1	14%	7
RIVER OAKS TREATMENT CENTER			7	100%	7
NELSON BIOLOGICAL			7	100%	7
KENDALL REGIONAL MEDICAL CNTR			7	100%	7
LYNMOORE,THE		7			7
COMPLETE FAMILY CARE, LLC/UNIVERSITY OF SAINT MARY		7			7
NON-US			6	100%	6
CVS TN4624POCT KNOXVILLE		5	1	17%	6
ENIGMA DIAGNOSTIC, INC.			6	100%	6
MARCO ISLAND MEDICAL CENTER			6	100%	6
PENN NURSING CENTER		6			6
Madison Health & Rehabilitation		6			6
Northwell Lab		2	4	67%	6
MEDEXPRESS URGENT CARE - WAXAHACHIE, N HIGHWAY 77		4	2	33%	6
MEDEXPRESS - NEWARK		6			6
THE PALMS REHABILITATION AND HEALTHCARE CENTER		5	1	17%	6
UF HEALTH PATHOLOGY LABORATORIES			6	100%	6
BETH ISRAEL DEACONESS MEDICAL CENTER			6	100%	6
XPRESS URGENT CARE LLC		6			6
SHEEPSHEAD BAY URGENT CARE		6			6
BENEVA LAKES HEALTHCARE & REHAB CENTER			6	100%	6
CVS IN6713POCT BLOOMINGTON		6			6
FIRST COAST CARDIOVASCULAR INSTITUTE PA			6	100%	6
MEDEXPRESS URGENT CARE - WEIRTON		6			6
CELAL GUROL ERBAY, MD			6	100%	6
LRHS Southeastern University		4	2	33%	6
CORONA NYC LAB		6			6
SCOTTS PHARMACY		5	1	17%	6
CVS IN6654POCT INDIANAPOLIS		5	1	17%	6
BROWARD TRANSITIONAL CENTER			6	100%	6
Advanced Care Center			6	100%	6
MEDEXPRESS URGENT CARE - HUNTINGTON WE		6			6
NORTH FLORIDA PEDIATRICS JASPER			6	100%	6

COVID-19: testing by laboratory

Data through Apr 18, 2021 verified as of Apr 19, 2021 at 09:25 AM

Data in this report are provisional and subject to change.

The numbers in the table below represent the number of Florida and non-Florida residents for whom test results were received by the Department of Health. A person can be tested by more than one laboratory and can have both positive and negative results. **Therefore, the sum of the numbers in each column will be larger than the total number of people tested.**

Reporting lab	Inconclusive	Negative	Positive	Percent positive	Total
VIERA PEDIATRICS		1	5	83%	6
MINUTECLINIC, LLC #1452		6			6
INDIANA STATE DEPARTMENT OF HEALTH LABORATORIES			6	100%	6
RAPID MEDLAB (004MO)		5	1	17%	6
JOSEF SCHENKER, MD, PC		6			6
DIXIE COUNTY EMERGENCY SERVICES			6	100%	6
CVS TX1104POCT ALLEN		6			6
MINUTECLINIC 7196		5	1	17%	6
PUBLIC HEALTH LAB		6			6
PANCARE HEALTH - ALTHA PUBLIC			6	100%	6
MANATEE MEMORIAL HOSPITAL CLINICAL LABORATORY			6	100%	6
PELICAN LANDING		1	5	83%	6
MINUTECLINIC DIAGNOSTIC OF TN PC #442		4	2	33%	6
FLORIDA DEPARTMENT OF HEALTH SEMINOLE COUNTY		1	5	83%	6
IVY ROSEN MD PLLC		6			6
DEPARTMENT OF HEALTH AND HUMAN SERVICES STATE OF NEW HAMPSHIRE			6	100%	6
URGENT TEAM - MUSCLE SHOALS		6			6
WELLSTAR WEST GEORGIA MEDICAL CENTER		6			6
NEUROSCIENCE AND SPINE ASSOCIATES, PL		5	1	17%	6
SOUTHERN OCEAN MEDICAL CENTER		6			6
MEDI PARTNERS OF S FLORIDA LLC		6			6
MINUTECLINIC #2797		6			6
TALLAHASSEE MEMORIAL HEALTHCARE			6	100%	6
MINUTECLINIC DIAG OF IND LLC #1138		5	1	17%	6
NU WAVE MEDICAL CENTER			6	100%	6
MCKENZIE-WILLAMETTE MEDICAL CENTER LAB		6			6
Centrastate Medical Center		5	1	17%	6
SANITAS LAUDERDALE LAKES			6	100%	6
PHYSICIANS FOR CHILDREN			6	100%	6
MINUTECLINIC DIAGNOSTIC OF KENTUCKY		6			6
CVS MI8049POCT WATERFORD		5	1	17%	6
WAKEMED		1	5	83%	6
FLORIDA WOMAN CARE LABORATORY			6	100%	6
MERCY COLLEGE HEALTH OFFICE		6			6
THE WINDSOR OF OCALA		2	4	67%	6
LEWIS COUNTY MANOR		6			6
TEXAS MEDCLINIC			6	100%	6
CVS PA5241POCT CHALFONT		6			6
MY WELLNESS EXPRESS			6	100%	6
OVIEDO CHILDRENS HEALTH CENTER LLC		1	5	83%	6
CLINICAL CARE ASSOCIATES			6	100%	6
ORLANDO HEALTH PHYSICIAN GROUP			6	100%	6
LEE COMMUNITY HEALTHCARE INC DUNBAR		6			6
CVS OH6123POCT CINCINNATI		4	2	33%	6
MAINE DEPARTMENT OF HEALTH AND HUMAN SERVICES			6	100%	6
HELIX KH UC		1	5	83%	6
AFC/DOCTORS EXPRESS NORTH BERGEN		4	2	33%	6

COVID-19: testing by laboratory

Data through Apr 18, 2021 verified as of Apr 19, 2021 at 09:25 AM

Data in this report are provisional and subject to change.

The numbers in the table below represent the number of Florida and non-Florida residents for whom test results were received by the Department of Health. A person can be tested by more than one laboratory and can have both positive and negative results. **Therefore, the sum of the numbers in each column will be larger than the total number of people tested.**

Reporting lab	Inconclusive	Negative	Positive	Percent positive	Total
FLORIDA HEALTHCARE OF ORLANDO		1	5	83%	6
WIREGRASS MEDICAL CENTER			6	100%	6
MIAMI RESCUE MISSION CLINIC INC			6	100%	6
Oakwood - North Baldwins Center for Living		6			6
MOUNT SINAI BROOKLYN LABORATORY		5	1	17%	6
URGENT TEAM - NASHVILLE		5	1	17%	6
GILBERT MEDICAL GROUP		4	2	33%	6
CVS TX7821POCT LEAGUE CITY		6			6
SAINT PETER'S UNIVERSITY HOSPITAL		6			6
CAREWELL 301 - WARWICK			6	100%	6
LUMADOC HEALTH		4	2	33%	6
REDMED OF CROSSTOWN		3	3	50%	6
CVS NV2928POCT LAS VEGAS		6			6
CVS NC5532POCT SUMMERFIELD		6			6
BAYCARE ALLIANT HOSPITAL			6	100%	6
CVS OH2518POCT COLUMBUS		5	1	17%	6
PALM HARBOR DERMATOLOGY		4	2	33%	6
MEDEXPRESS - WILMINGTON CONCORD PIKE		5	1	17%	6
AMERICAN MEDICAL RESPONSE - DENVER		3	3	50%	6
FLORIDA DEPARTMENT OF HEALTH IN SARASOTA COUNTY		5	1	17%	6
STATEN ISLAND CHAI CARE		5	1	17%	6
BROOKDALE CLERMONT			6	100%	6
CVS NC6402POCT DAVIDSON		4	2	33%	6
Bon Secours Place		5	1	17%	6
LOS ALAMOS NATIONAL LABORATORY		6			6
MILLER COUNTY HOSPITAL		6			6
MINUTECLINIC DIAGNOSTICS OF IND LLC		3	3	50%	6
CVS NATIONAL HARBOR MD2297714CV		6			6
COMPUNET CLINICAL LAB			6	100%	6
MAXCARE CLINIC			6	100%	6
ADVENTHEALTH MEDICAL GROUP INTERNAL MEDICINE		5	1	17%	6
DISCOVERY VILLAGE AT DEERWOOD			6	100%	6
WELLSTAR ATLANTA MEDICAL CENTER LABORA		5	1	17%	6
LPG COCONUT POINT - FAMILY/ INTERNAL MEDICINE		6			6
EMORY JOHNS CREEK HOSPITAL		6			6
GENTLE MEDICINE ASSOCIATES / DR. REGINE BATAILLE		6			6
TULLAHOMA HMA, LLC		5	1	17%	6
CVS MA957POCT WEST SPRINGFIELD		6			6
UT SOUTHWESTERN MEDICAL CENTER			6	100%	6
SUNSHINE STATE DIALYSIS			6	100%	6
MINUTECLINIC DIAGNOSTIC OF SC, LLC #4		6			6
CONCENTRA			6	100%	6
COVID TESTING LLC			6	100%	6
ASCENSION ST VINCENT'S CLAY COUNTY			6	100%	6
ARLINGTON OF NAPLES		6			6
CVS PA1296POCT DREXEL HILL		4	2	33%	6
MEDICAL CENTER AT OCEAN REEF		1	5	83%	6

COVID-19: testing by laboratory

Data through Apr 18, 2021 verified as of Apr 19, 2021 at 09:25 AM

Data in this report are provisional and subject to change.

The numbers in the table below represent the number of Florida and non-Florida residents for whom test results were received by the Department of Health. A person can be tested by more than one laboratory and can have both positive and negative results. **Therefore, the sum of the numbers in each column will be larger than the total number of people tested.**

Reporting lab	Inconclusive	Negative	Positive	Percent positive	Total
MEDEXPRESS URGENT CARE-MUNCIE		6			6
CURATIVE CARE CENTER INC		1	5	83%	6
PROGRESS PHARMACY INC		1	5	83%	6
ALL4KIDZ PEDIATRICS LLC		3	3	50%	6
FAMILY CARE MEDICAL CENTER			6	100%	6
BROWNE MEDICAL LLC		4	2	33%	6
CVS SC5479POCT INDIAN LAND		6			6
BAYSHORE POINTE NURSING AND REHAB CENTER			6	100%	6
ADVANCED URGENT CARE OF MARATHON		1	5	83%	6
MARSHALL MEDICAL CENTER SOUTH LAB		5	1	17%	6
MINUTECLINIC LLC #5041		2	4	67%	6
COLISEUM MED CTR LLC/COLISEUM MED CTRS		5	1	17%	6
BNR PHARMACY INC		6			6
FLEET LANDING			6	100%	6
Kennedy University Hospital		5	1	17%	6
BOCA VIPEDIATRICS			6	100%	6
UNILAB		2	4	67%	6
PR HEALTH		1	5	83%	6
BOONE DRUG & HEALTHCARE AT DEERFIELD			6	100%	6
GENESIS FAMILY PRACTICE		3	3	50%	6
QUICK CARE MED WALK IN AND URGENT CARE			6	100%	6
DAVISON HEALTH CENTER WESLEYAN UNIVERS		6			6
AMERICAN EAGLE LEESBURG AL LLC DBA VISTA LAKE			6	100%	6
FLORIDA MEDICAL SPECIALISTS		2	4	67%	6
ELITE MEDICAL CENTER		1	5	83%	6
JERSEY SHORE MEDICAL CENTER		6			6
TIMBER CREEK PEDIATRICS		6			6
VILLAGES HEALTH, THE		4	2	33%	6
CALIFORNIA DEPARTMENT OF PUBLIC HEALTH		1	5	83%	6
CITIZENS BAPTIST MEDICAL CENTERS LAB		5	1	17%	6
ATLANTIC COMMUNITY HIGH SCHOOL		5	1	17%	6
ADVENTHEALTH MEDICAL GROUP INTERNAL MEDICINE AT		2	4	67%	6
ADVENT HEALTH - TUSKAWILLA		4	2	33%	6
CENTREX CLINICAL LABS INC		6			6
TAMIAMI LAB MILLENIUM			6	100%	6
MEDEXPRESS URGENT CARE-PITTSFIELD		6			6
SOUTHEASTERN DERMATOLOGY GROUP PA		5	1	17%	6
SANTOS REHABILITATION CENTER INC			6	100%	6
PRESBYTERIAN HOME		6			6
COVID RAPID LABS		1	5	83%	6
MCR HEALTH LAWTON CHILES ADMINISTRATION STE A		1	5	83%	6
UT MEMPHIS UNIVERSITY HEALTH SERVICES			6	100%	6
THE CLINIC PREMISE HEALTH			6	100%	6
CENTRAL FLORIDA PRIMARY CARE			6	100%	6
CHILDREN'S HOSPITAL OF PHILADELPHIA		5	1	17%	6
PATHGROUP LABS, LLC		4	2	33%	6
CVS PA1379POCT LANSDALE		5	1	17%	6

COVID-19: testing by laboratory

Data through Apr 18, 2021 verified as of Apr 19, 2021 at 09:25 AM

Data in this report are provisional and subject to change.

The numbers in the table below represent the number of Florida and non-Florida residents for whom test results were received by the Department of Health. A person can be tested by more than one laboratory and can have both positive and negative results. **Therefore, the sum of the numbers in each column will be larger than the total number of people tested.**

Reporting lab	Inconclusive	Negative	Positive	Percent positive	Total
ADVENTHEALTH CAR CENTER APOPKA			6	100%	6
Hiawatha Care Center		6			6
MEDEXPRESS URGENT CARE - PRINCETON		5	1	17%	6
RURAL HEALTH CARE INC			6	100%	6
SARASOTA PERSONAL MEDICINE		4	2	33%	6
ANTHONY-BROWN PHARMACY		6			6
MEDEXPRESS URGENT CARE - IRVING		6			6
MINUTECLINIC DIAGNOSTIC OF OHIO #2964		6			6
UNILAB OF DADE INC			6	100%	6
PLEASANTVILLE OF SEBASTIAN LLC			6	100%	6
TRUSTBRIDGE			6	100%	6
URGENT CARE HOUSECALLS PA		5	1	17%	6
PREMIER FAMILY HEALTH PA			6	100%	6
CVS NJ2815POCT E BRUNSWICK		4	2	33%	6
CVS KY4779POCT LOUISVILLE		4	2	33%	6
Kroger 673 - The Little Clinic Dallas		5	1	17%	6
RIVER CITY PRIMARY AND URGENT CARE			6	100%	6
MEDEXPRESS URGENT CARE - MBURG COMMONS		5	1	17%	6
CAPITAL HEALTH PLAN LABORATORIES			6	100%	6
MEDEXPRESS URGENT CARE-SCOTT TOWNSHIP		5	1	17%	6
MEDEXPRESS URGENT CARE - LEDGEWOOD		5	1	17%	6
SV DIAGNOSTIC LAB			6	100%	6
CDRX INFUSION			6	100%	6
ELITE MD GROUP INC		2	4	67%	6
LAKEVIEW TERRACE HOME HEALTH SERVICES LLC			6	100%	6
CAMELLIA AT DEERWOOD		2	4	67%	6
MEDEXPRESS URGENT CARE SHADYSIDE		5	1	17%	6
HEARTLAND HOME HEALTH CARE		6			6
HOLLY HILL HOME INFUSION SERVICE		5	1	17%	6
DANIEL M LIBBY MD PLLC		6			6
ADVENTHEALTH CELEBRATION EMPLOYEE CLINIC		6			6
BROWARD COUNTY HEALTH DEPT.			6	100%	6
HUNTERS CREEK PEDIATRICS		6			6
FLORIDA DEPARTMENT OF HEALTH IN MIAMI DADE COUNTY		5	1	17%	6
PALMETTO HEALTH ALLIANCE		3	3	50%	6
PRINCETON BMC LABORATORY		6			6
AMERICAN HEALTH ASSOC. LABORATORY SOUTH		4	2	33%	6
PHYSICIANS URGENT CARE BERRY FARMS		4	2	33%	6
FAMILY TREE PRIMARY CARE		5	1	17%	6
WG WINDSOR WOODS SH LLC		6			6
CVS TX8322POCT AUSTIN		6			6
New York Harbor Harbor HCS - Brooklyn Campus		6			6
BETHESDA COMMUNITY HEALTH CENTER			6	100%	6
CVS MINUTE CLINIC DIAGNOSTIC OF TEXAS		5	1	17%	6
MINUTECLINIC DIAGNOSTIC OF VIRGINIA, LLC		6			6
PROHEALTH MED		1	5	83%	6
CVS TX2263POCT SAN ANTONIO		6			6

COVID-19: testing by laboratory

Data through Apr 18, 2021 verified as of Apr 19, 2021 at 09:25 AM

Data in this report are provisional and subject to change.

The numbers in the table below represent the number of Florida and non-Florida residents for whom test results were received by the Department of Health. A person can be tested by more than one laboratory and can have both positive and negative results. **Therefore, the sum of the numbers in each column will be larger than the total number of people tested.**

Reporting lab	Inconclusive	Negative	Positive	Percent positive	Total
CVS CA9721POCT ARCADIA		6			6
MEDEXPRESS URGENT CARE - ELM GROVE		5	1	17%	6
ALLEGRO FLEMING ISLAND		1	5	83%	6
FYZAMEDICAL, LLC		6			6
MINUTECLINIC MINUTECLINIC #921		6			6
MEDEXPRESS URGENT CARE-HERSHEY		5	1	17%	6
GUTHRIE MEDICAL GROUP LABORATORIES		6			6
MD NOW MEDICAL CENTER			6	100%	6
AARK LABORATORY		6			6
CVS SC5550POCT CLOVER		5	1	17%	6
THE RETREAT AT PORT ORANGE			5	100%	5
Life Care Center of Estero			5	100%	5
MEDEXPRESS URGENT CARE HUNTINGTON		5			5
JACKSON SOUTH COMMUNITY HOSPITAL LAB			5	100%	5
MEDEXPRESS URGENT CARE - FREDERICK		5			5
METHODIST HEALTHCARE UNIVERSITY HOSPIT		5			5
JUPITER ISLAND MEDICAL CLINIC INC		5			5
CVS SC4122POCT TAYLORS		5			5
WHITE WILSON MEDICAL CENTER - FWB		1	4	80%	5
CLINICAL PATHOLOGY LABORATORIES			5	100%	5
COVENANT COLLEGE HEALTH SERVICES		5			5
CVS MA447POCT NORTHAMPTON		3	2	40%	5
ARKANSAS DEPARTMENT OF HEALTH			5	100%	5
CVS PA10034POCT PITTSBURGH		5			5
FINLAY		1	4	80%	5
EAST CENTRAL FLORIDA OUT PATIENT IMAGING			5	100%	5
INTERNAL MEDICINE & PRIMARY CARE ASSOCIATES, PLC			5	100%	5
EAST SIDE CLINICAL LABORATORY		4	1	20%	5
CVS IL8751POCT CHICAGO		5			5
AUGUSTA HEALTH			5	100%	5
PEDIATRICS OF ALTAMONTE		5			5
EAST BANK HOSPITAL - UNIVERSITY OF MINNESOTA MEDICAL CENTER			5	100%	5
ELDER ALTERNATIVES INC		3	2	40%	5
MINUTECLINIC, LLC (CLINIC 10928)		5			5
ALLIANCE FOR MULTISPECIALTY RESEARCH		5			5
WATERTOWN URGENT CARE PLLC		5			5
DOCTORS OFFICE OF NEW JERSEY		5			5
MEDEXPRESS URGENT CARE - LOGAN		5			5
AHC Decatur County		5			5
DEPARTMENT OF HEALTH AND HUMAN SERVICES LANSING			5	100%	5
INSTANT MEDICAL CARE CENTER		4	1	20%	5
CVS NC2771POCT CLAYTON		4	1	20%	5
FORSYTH HOUSE			5	100%	5
Kroger 449 - The Little Clinic Mountain Park		4	1	20%	5
BIOTECH CLINICAL LABORATORY			5	100%	5
QUINTON MEMORIAL HEALTH CARE CENTER		5			5
RHEA MEDICAL CENTER		5			5

COVID-19: testing by laboratory

Data through Apr 18, 2021 verified as of Apr 19, 2021 at 09:25 AM

Data in this report are provisional and subject to change.

The numbers in the table below represent the number of Florida and non-Florida residents for whom test results were received by the Department of Health. A person can be tested by more than one laboratory and can have both positive and negative results. **Therefore, the sum of the numbers in each column will be larger than the total number of people tested.**

Reporting lab	Inconclusive	Negative	Positive	Percent positive	Total
SAFETY HARBOR SENIOR LIVING			5	100%	5
MEDEXPRESS URGENT CARE - BECKLEY CROSS		4	1	20%	5
URGENT MED INC		3	2	40%	5
BAPTIST HEALTH - TOWN CENTER			5	100%	5
EGL GENETICS DIAGNOSTICS			5	100%	5
ADVENT HEALTH MEDICAL GROUP		4	1	20%	5
LABCORP UNSPECIFIED		5			5
SOUTHEAST GEORGIA PHYSICIAN ASSOCIATES		4	1	20%	5
ADVANCED PEDIATRICS OF BOCA LLC			5	100%	5
CVS GA2279POCT SUWANEE		5			5
Army Residence Community		5			5
FRANCES WARDE MEDICAL LABORATORY		2	3	60%	5
MERCY URGENT CARE			5	100%	5
FRESENIUS MEDICAL CARE			5	100%	5
MINUTE CLINIC, LLC #1434		5			5
CAREHERE LCS- EUSTIS			5	100%	5
USCG SECTOR ST PETE		1	4	80%	5
CLEVELAND CLINIC MARTIN HEALTH NURSING & RESTORATIVE		5			5
NEW YORK PHYSICIANS LLP		5			5
Rio Pinar Health Care			5	100%	5
UCF STUDENT HEALTH SERVICES LABORATORY		2	3	60%	5
CHAMPLAIN VALLEY PHYSICIANS HOSPITAL		3	2	40%	5
MINUTECLINIC DIAG OF IND LLC #6840		5			5
UNIVERISTY OF MIAMI			5	100%	5
WILSON PEDIATRICS			5	100%	5
MINUTECLINIC DIAG OF IND, LLC #6648		3	2	40%	5
DEPARTMENT OF HEALTH AND HUMAN SERVICES DIVISION OF BEHAVIORAL HEALTH		1	4	80%	5
NORTHSIDE MEDICAL CENTER		5			5
Hillspring of Springboro		5			5
ATLANTA PLUS URGENT CARE			5	100%	5
KEYSTONE REHABILITATION AND HEALTH CENTER		1	4	80%	5
CAREATC, INC.			5	100%	5
SIGNATURE URGENT CARE			5	100%	5
REGIONAL MEDICAL CENTER BAYONET POINT			5	100%	5
PEDIATRIC URGENT HEALTH CARE			5	100%	5
URGENT CARE COASTAL GA			5	100%	5
CFP PHYSICIANS GROUP			5	100%	5
LAKE MARY HEALTH AND REHABILITATION CENTER		1	4	80%	5
MINUTECLINIC DIAGNOSTIC OF PENNSYLVANIA, LLD #1545		5			5
CVS MA507POCT LEOMINSTER		4	1	20%	5
MD NOW MEDICAL CENTER INC			5	100%	5
NORTH DADE NURSING AND REHABILITATION CENTER			5	100%	5
URGENT CARE OF ERWIN		5			5
LAKEVIEW HEALTHCARE SYSTEM LLC			5	100%	5
MEDEXPRESS URGENT CARE LAVALE		5			5
GULF COAST VETERANS HCS PANAMA CITY OPC		5			5
CENTRAL JERSEY URGENT CARE OF BROWN MI		5			5

COVID-19: testing by laboratory

Data through Apr 18, 2021 verified as of Apr 19, 2021 at 09:25 AM

Data in this report are provisional and subject to change.

The numbers in the table below represent the number of Florida and non-Florida residents for whom test results were received by the Department of Health. A person can be tested by more than one laboratory and can have both positive and negative results. **Therefore, the sum of the numbers in each column will be larger than the total number of people tested.**

Reporting lab	Inconclusive	Negative	Positive	Percent positive	Total
MARTHA A PRICE MD PA		2	3	60%	5
ATLANTIC SURGERY CENTER OF JACKSONVILLE BEACH		5			5
MEDEXPRESS URGENT CARE - MOUNTAIN HOME		4	1	20%	5
CARENOW URGENT CARE - CENTRAL AUSTIN		1	4	80%	5
MEDEXPRESS - COLLINSVILLE BELT LINE		3	2	40%	5
ST BARNABAS HOSPITAL		5			5
PREMIER PEDIATRICS		1	4	80%	5
DOCS URGENT CARE		1	4	80%	5
MINUTECLINIC DIAG OF IND, LLC #8645		5			5
PREMIER MEDICAL LABORATORY	1	2	2	40%	5
BOROPARK URGENT CARE		4	1	20%	5
PEDIATRICS OF CENTRAL FLORIDA – POINCIANA		3	2	40%	5
MINUTECLINIC, LLC #7139		5			5
CVS MD1515POCT LEONARDTOWN		4	1	20%	5
CLINICAL CARE INC			5	100%	5
RUSSELL SAGE COLLEGE WELLNESS CENTER		5			5
ELITE CARE			5	100%	5
CVS MA2172POCT NORTH GRAFTON		5			5
MEDEXPRESS URGENT CARE- COLUMBIA HEIGH		5			5
OMNICARE PHARMACY OFTEXAS 1, LP DBA OMNICARE		5			5
MD ANDERSON CANCER CENTER DI BAY AREA			5	100%	5
MASSASHUSETTS STATE LAB INSTITUTE		2	3	60%	5
MEDICAL CENTER OF BLOUNTSTOWN			5	100%	5
CVS NC3853POCT BURLINGTON		4	1	20%	5
FLORIDA HOSPITAL LAKE MARY		5			5
HILLSBOROUGH COUNTY HEALTH DEPARTMENT			5	100%	5
BAYCARE MEDICAL GROUP, INC		5			5
MEDICAL UNIVERSITY SC HOSPITAL			5	100%	5
INNOVATIVE COVID-DIVERSEY			5	100%	5
PARADIGM LABORATORIES			5	100%	5
CELEBRATION PEDIATRICS PA			5	100%	5
FLORIDA PRIMARY & SPECIALTY CARE		5			5
PRINCIPLE HOSPICE SERVICE, LLC			5	100%	5
CVS NJ862POCT MARLBORO		5			5
CVS MO10053POCT SAINT PETERS		5			5
CVS NH6596POCT HAMPTON		5			5
COMMONS AT ORLANDO LUTHERAN TOWERS SNF			5	100%	5
SOUTH FLORIDA FAMILY HEALTH & RESEARCH CTR			5	100%	5
PARADISE VILLA ALF INCORPORATED		5			5
RIVERVIEW ALF OPERATOR LLC			5	100%	5
INDIAN RIVER PRIMARY CARE PA		5			5
CVS AZ10150POCT PHOENIX		4	1	20%	5
OCCMED SOLUTIONS		2	3	60%	5
EASTCHESTER PEDIATRIC MEDICAL GROUP		5			5
PIEDMONT HENRY HOSPITAL, INC		5			5
GEISINGER MEDICAL CENTER		2	3	60%	5
THE CLINIC OF PEDIATRICS & GI MEDICINE, INC			5	100%	5

COVID-19: testing by laboratory

Data through Apr 18, 2021 verified as of Apr 19, 2021 at 09:25 AM

Data in this report are provisional and subject to change.

The numbers in the table below represent the number of Florida and non-Florida residents for whom test results were received by the Department of Health. A person can be tested by more than one laboratory and can have both positive and negative results. **Therefore, the sum of the numbers in each column will be larger than the total number of people tested.**

Reporting lab	Inconclusive	Negative	Positive	Percent positive	Total
FAMILY TREE DNA			5	100%	5
HACKENSACK UNIV MED CTR-PATHOLOGY DEPT		5			5
FLAGLER HEALTH SERVICES INC			5	100%	5
BROOKDALE NEW PORT RICHEY			5	100%	5
MINUTECLINIC # 21110		3	2	40%	5
ADVICE FOR OPTIMAL WELLNESS		2	3	60%	5
LEHIGH REGIONAL MEDICAL CENTER LABORATORY		3	2	40%	5
ABSOLUTE HEALTH		5			5
NORTHSIDE HOSPITAL- CHEROKEE		4	1	20%	5
MINNESOTA DEPARTMENT OF HEALTH PUBLIC HEALTH LABORATORY DIVISION	1		4	80%	5
FALLSBURG CHAI		5			5
CVS MA1845POCT WILMINGTON		4	1	20%	5
CVS TN7698POCT KNOXVILLE		5			5
FLORIDA DEPARTMENT OF HEALTH - INVERNESS		3	2	40%	5
CARENOW URGENT CARE - WINTER SPRINGS		4	1	20%	5
NORTHPORT MEDICAL CENTER LAB		5			5
HELIX DIAGNOSTIX		2	3	60%	5
UNIVERSITY OF CHICAGO MEDICAL CENTER LAB			5	100%	5
LAKE COUNTY DETENTION CENTER		3	2	40%	5
MINUTECLINIC DIAG OF IND, LLC #10190		5			5
CVS MA1095POCT AMHERST		4	1	20%	5
MARION COUNTY FIRE RESCUE		3	2	40%	5
NATURE COAST PRIMARY CARE LAB LLC		1	4	80%	5
PIEDMONT HOSPITAL LAB			5	100%	5
QUEST DIAGNOSTICS PSC		1	4	80%	5
MINUTECLINIC DIAGNOSTIC OF OHIO #6139		5			5
MINUTECLINIC DIAG OF IND, LLC #6553		5			5
PRL NYC PANDEMIC RESPONSE LAB			5	100%	5
BEACH HOUSE		5			5
CVS AZ9210POCT SCOTTSDALE		5			5
CAPE COD HOSPITAL			5	100%	5
MEASE CONTINUING CARE		3	2	40%	5
QUALITY MEDICAL CARE			5	100%	5
HAWTHORNE HEALTH AND REHABILITATION			5	100%	5
MIAMI CANCER INSTITUTE			5	100%	5
LIVING WATERS MEDICAL CENTER			5	100%	5
INVERNESS FAMILY CARE HIGH RISK PLLC			5	100%	5
MENORAH MANOR			5	100%	5
ST JOHNS BIOMEDICAL LAB		5			5
MEDEXPRESS URGENT CARE PLEASANT HILLS		4	1	20%	5
MEDEXPRESS URGENT CARE FOX CHAPEL		5			5
CVS MA1852POCT MEDWAY		5			5
PURECARE PHARMACY		4	1	20%	5
CITRUS HEALTH NETWORK INC		2	3	60%	5
WASHINGTON COLLEGE HEALTH SERVICES		5			5
Enterprise Health and Rehabilitation Center		5			5
STEBEN COUNTY PUBLIC HEALTH		5			5

COVID-19: testing by laboratory

Data through Apr 18, 2021 verified as of Apr 19, 2021 at 09:25 AM

Data in this report are provisional and subject to change.

The numbers in the table below represent the number of Florida and non-Florida residents for whom test results were received by the Department of Health. A person can be tested by more than one laboratory and can have both positive and negative results. **Therefore, the sum of the numbers in each column will be larger than the total number of people tested.**

Reporting lab	Inconclusive	Negative	Positive	Percent positive	Total
REHABILITATION CENTER AT JUPITER GARDENS		5			5
MIAMI MEDICAL CONSULTANT PA			5	100%	5
HEALTHCARE NETWORK OF SOUTHWEST FLORIDA			5	100%	5
LAFAYETTE NURSING AND REHAB			5	100%	5
CVS CA9606POCT TEMECULA		5			5
NORTHWOOD UNIVERSITY-BENNETT SPORTS CENTER		5			5
INFECTION CONTROL/ EMPHEALTH		3	2	40%	5
HENDRY/GLADES COUNTY HEALTH DEPARTMENT		4	1	20%	5
FHPG FAMILY MEDICAL CENTER OF TAMPA BAY		1	4	80%	5
DISCOVERY VILLAGE AT STUART		2	3	60%	5
GENTLE HANDS MOBILE PHLEBOTOMY			5	100%	5
PINECREST PEDIATRICS GROUP LLC			5	100%	5
MIZELL MEMORIAL HOSPITAL			5	100%	5
MORGAN STANLEY HEALTH CENTER		5			5
HUNT CLUB MEDICAL CARE			5	100%	5
NOVANT HEALTH UVA		2	3	60%	5
ENT AND ALLERGY ASSOCIATES OF FLORIDA, LLC			5	100%	5
PM PEDIATRICS OF BAYSIDE PLLC		5			5
LPG PEDIATRICS AT CAPE CORAL		5			5
NIBHA MEDIRATTA MD PL			5	100%	5
ADVENTHEALTH MEDICALGROUP PEDIATRICS AT ORLANDO		5			5
QUATRACOR PLLC		5			5
OURMED		4	1	20%	5
CVS PA2688POCT COLLEGEVILLE		5			5
PRECISION DIAGNOSTICS INC - NJ		5			5
WEST PACIFIC MEDICAL LABORATORY			5	100%	5
SEMINOLE COUNTY CORRECTIONAL FACILITY		1	4	80%	5
SCIENCE CARE			5	100%	5
WOODHULL MEDICAL AND MENTAL HEALTH CTR		5			5
UW MEDICINE VIROLOGY LAB			5	100%	5
THE LITTLE CLINIC			5	100%	5
MINUTECLINIC MINUTECLINIC #3665		5			5
CVS MINUTE CLINIC DIAGNOSTIC MED GRP OF CAL		5			5
CVS SC1540POCT MYRTLE BEACH		4	1	20%	5
CVS ME329POCT PORTLAND		5			5
MEDEXPRESS - NEW CASTLE, DUPONT HWY		4	1	20%	5
JOHN T MACKAY MD			5	100%	5
BLUETAIL MEDICAL GROUP, LLC		4	1	20%	5
FLORIDA PRIMARY CARE AND SPORTS MEDICINE INC		2	3	60%	5
CARL R DARNALL ARMY MEDICAL CENTER			5	100%	5
DOCTORS HOSPITAL LAB MEDICAL OFFICE BUILDING			5	100%	5
FIFTH AVENUE PEDIATRICS		3	2	40%	5
FRESENIUS KIDNEY CARE SOUTH ORLANDO			5	100%	5
MINUTECLINIC, LLC #07852		4	1	20%	5
Heartland Healthcare Center Boca Raton		2	3	60%	5
WESTMINSTER SHORES			5	100%	5
SJH			5	100%	5

COVID-19: testing by laboratory

Data through Apr 18, 2021 verified as of Apr 19, 2021 at 09:25 AM

Data in this report are provisional and subject to change.

The numbers in the table below represent the number of Florida and non-Florida residents for whom test results were received by the Department of Health. A person can be tested by more than one laboratory and can have both positive and negative results. **Therefore, the sum of the numbers in each column will be larger than the total number of people tested.**

Reporting lab	Inconclusive	Negative	Positive	Percent positive	Total
CVS NV408817POCT LAS VEGAS		1	4	80%	5
CVS TX5877POCT PEARLAND		5			5
AEL KNOXVILLE			5	100%	5
APOLLO GARDENS RETIREMENT RESIDENCE CARE		5			5
THE DOCTORS CENTER HEALTHCARE-SOUTHSIDE		1	4	80%	5
THE UNIVERSITY OF VERMONT MEDICAL CENTER		4	1	20%	5
CVS IN8669POCT INDIANAPOLIS		4	1	20%	5
MEDEXPRESS URGENT CARE MURRYSVILLE		3	2	40%	5
PHOEBE PUTNEY MEMORIAL HOSPITAL		5			5
COOPER HOSPITAL/UNIVERSITY MEDICAL		5			5
HENDRY REGIONAL CONVENIENT CARE CENTER			5	100%	5
ST VINCENTS AMBULATORY CARE INC		3	2	40%	5
BROWARD MEDICAL AND URGENT CARE		5			5
COPELAND MEDICAL CLINIC		3	2	40%	5
SOUTH BEND MEDICAL FOUNDATION			5	100%	5
XRL SXF REF LAB		5			5
TIFT REGIONAL HLTH SYSTEM, INC DBA SOU		5			5
PATIENT FIRST - LEESBURG			5	100%	5
MINUTECLINIC, LLC #1431		4	1	20%	5
REELFOOT FAMILY WALK IN CLINIC		4	1	20%	5
MID - FLORIDA PATHOLOGY LLC		1	4	80%	5
SEASIDE MANOR			5	100%	5
Kroger 099 - The Little Clinic Fort Collins		5			5
MED EXPRESS URGENT CARE PC - MARYLAND		4	1	20%	5
KETTERING HEALTH			5	100%	5
WELLMED AT FORT PIERCE		3	2	40%	5
OCHSNER MEDICAL CENTER			5	100%	5
CVS OH10893POCT PARMA		2	3	60%	5
INVESCLINIC US, LLC		5			5
NORTH SHORE HEMATOLOGY-ONCOLOGY ASSOCIATES, PC		5			5
OPTUMCARE FLORIDA, LLC		3	2	40%	5
UNIVERISTY OF MEMPHIS ATHLETIC TRAINI		5			5
THONOTOSASSA COMMUNITY HEALTH CENTER		1	4	80%	5
Samuel S. Stratton VAMC		5			5
WINCHESTER MEDICAL CENTER			5	100%	5
ALL CARE URGENT CARE			5	100%	5
DOCTORS HOSPITAL OF AUGUSTA		5			5
BROOKDALE WEST BOYNTON BEACH		5			5
TANNER MEDICAL CENTER EAST AL		5			5
PUTNAM HOSPITAL CENTER LABORATORY		5			5
FLORIDA CLINICAL LABORATORY - BIOREFERENCE LABORATORIES		2	3	60%	5
ALPHADERA LABS, LLC			5	100%	5
BAPTIST HOSPITAL EMPLOYEE HEALTH OFF			5	100%	5
LABS PLUS LLC		5			5
PIEDMONT NEWNAN HOSPITAL		4	1	20%	5
CYPRESS CREEK MEDICAL CENTER			5	100%	5
LEVY COUNTY DEPT. OF PUBLIC SAFETY		2	3	60%	5

COVID-19: testing by laboratory

Data through Apr 18, 2021 verified as of Apr 19, 2021 at 09:25 AM

Data in this report are provisional and subject to change.

The numbers in the table below represent the number of Florida and non-Florida residents for whom test results were received by the Department of Health. A person can be tested by more than one laboratory and can have both positive and negative results. **Therefore, the sum of the numbers in each column will be larger than the total number of people tested.**

Reporting lab	Inconclusive	Negative	Positive	Percent positive	Total
RELIANT IMMUNE DIAGNOSTICS			5	100%	5
PRECISION LABS LLC		2	3	60%	5
WALGREENS# 00323		5			5
LIFEPLUS HEALTHCARE GROUP INC		5			5
CVS TX10140POCT THE WOODLANDS		5			5
Englewood Health Care Center		5			5
FOUNDCARE, INC			5	100%	5
VEIL VALLEY MEDICAL CENTER			5	100%	5
DAVENPORT PEDIATRICS PA		1	4	80%	5
JOE DIMAGGIO CHILDREN'S HOSPITAL		1	4	80%	5
SONATA VERO BEACH		5			5
UNIVERSITY OF MIAMI / SCCC RESEARCH LABORATORY			5	100%	5
ARC POINT LABS OF AUSTIN NORTH			5	100%	5
CELERION			5	100%	5
NORTHERN MICHIGAN UNIVERSITY ATHLETICS		5			5
AHF PUBLIC HEALTH LABORATORY			5	100%	5
JOSEPH SCHENKER MD PC		5			5
LAKE NONA PEDIATRICS IN ASSOCIATION WITH NEMOURS		5			5
COLUMBIA MEMORIAL HOSPITAL LABORATORY		5			5
PHYSICIANS IMMEDIATE CARE ELGIN			5	100%	5
MINUTECLINIC DIAG OF IND, LLC #6910		5			5
BAYSHORE LABORATORY		4	1	20%	5
RUSH UNIVERSITY MEDICAL CENTER LABORATORY			5	100%	5
PM PEDIATRICS OF SELDEN		3	2	40%	5
DIAGNOSTECHS		4	1	20%	5
Walker BaptistMedCtr		4	1	20%	5
SUTTER TRACY COMMUNITY HOSPITAL			5	100%	5
DICKSON MEDICAL ASSOCIATES PC PATH LAB		4	1	20%	5
MINUTECLINIC DIAGNOSTIC OF OHIO #6147		4	1	20%	5
UPMC HEALTH SYSTEM		4	1	20%	5
MINUTECLINIC, DIAGNOSTIC OF TEXAS, LLC		5			5
MINUTECLINIC DIAGNOSTIC OF PENNSYLVAN		4	1	20%	5
DACH MAIN LAB			4	100%	4
ANY LAB TEST FAST CORP		3	1	25%	4
ST LUCIE COUNTY HEALTH DEPARTMENT		3	1	25%	4
EXCEL URGENT CARE OF NJ, LLC		2	2	50%	4
ST PETE DIRECT PRIMARY CARE		2	2	50%	4
CVS PA10825POCT PLYMOUTH MEETING		4			4
ELITE PRIMARY CARE OF WAYCROSS		1	3	75%	4
SANFORD SOUTH UNIVERSITY		4			4
MEDEXPRESS URGENT CARE - SOUTH PARKERSBURG		4			4
MEDEXPRESS URGENT CARE MARTINSBURG		2	2	50%	4
CVS PA1193POCT JENKINTOWN		4			4
RIVER CITY MEDICAL ASSOCIATES INC			4	100%	4
DEVANSH LAB WERKS		1	3	75%	4
FLORIDA CANCER SPECIALISTS AND RESEARCH		2	2	50%	4
WOMEN'S CARE FLORIDA, LLC		4			4

COVID-19: testing by laboratory

Data through Apr 18, 2021 verified as of Apr 19, 2021 at 09:25 AM

Data in this report are provisional and subject to change.

The numbers in the table below represent the number of Florida and non-Florida residents for whom test results were received by the Department of Health. A person can be tested by more than one laboratory and can have both positive and negative results. **Therefore, the sum of the numbers in each column will be larger than the total number of people tested.**

Reporting lab	Inconclusive	Negative	Positive	Percent positive	Total
VA OUTPATIENT PHARMACY			4	100%	4
MINNESOTA DEPARTMENT OF HEALTH LABORATORY	1		3	75%	4
CENTRAL FLORIDA INTERNAL OCCUPATIONAL AND		4			4
MINUTECLINIC OF NEVADA-2955 S FT APACH		4			4
WHITE EARTH IHS MAIN LAB		4			4
MEDEXPRESS URGENT CARE- FORT WORTH N T		4			4
WYOMING PUBLIC HEALTH LAB			4	100%	4
CVS IN7653POCT EVANSVILLE		3	1	25%	4
Crowne Health Care of Greenville		4			4
HAVEN CUSTEAD CARE CENTER		1	3	75%	4
MINUTECLINIC DIAGNOSTIC OF OHIO #5060		4			4
MAURY REGIONAL MEDICAL CENTER		4			4
ASCENDI HOME HEALTH AGENCY INC			4	100%	4
CONSULATE HEATH CARE AT WEST ALTAMONTE			4	100%	4
MEDEXPRESS URGENT CARE, LANCASTER WEST		2	2	50%	4
HAMPTON ALF AT 24TH ROAD LLC			4	100%	4
PM PEDIATRICS OF SELDEN PLLC		4			4
MEDICAL CENTER ENTERPRISE			4	100%	4
FHPG TAMPA PRIMARY CARE			4	100%	4
PARKWAY DRUGS OF ONEIDA COUNTY NORTH I		3	1	25%	4
GENEVA GENERAL HOSPITAL LABORATORY		3	1	25%	4
SHARP MEMORIAL HOSPITAL MICROBIOLOGY DEPT			4	100%	4
CVS OH2342POCT WEST CHESTER		3	1	25%	4
Georgiana Health and Rehabilitation, LLC		4			4
LEESBURG REGIONAL MEDICAL CENTER URGENT CARE			4	100%	4
MD ANDERSON			4	100%	4
CVS CA8850POCT HUNTINGTON BEACH		3	1	25%	4
Park Ridge Nursing Center		3	1	25%	4
PRIMECARE		2	2	50%	4
MEDEXPRESS URGENT CARE NORWIN		4			4
CVS OH3393POCT AURORA		3	1	25%	4
ADMERA HEALTH			4	100%	4
STARMED FAMILY & URGENT CARE			4	100%	4
LEON MEDICAL CENTERS, LLC			4	100%	4
MICHIGAN HEALTH CLINIC LABORATORIES		3	1	25%	4
CAREMOUNT MEDICAL PC - BEDFORD URGENT		4			4
WALGREENS #03287		4			4
MEDEXPRESS URGENT CARE - WEST ST PAUL, ROBERT ST S		3	1	25%	4
MEMORIAL HEALTHCARE SYSTEM		1	3	75%	4
LAKE FOREST PARK OP CO LLC		4			4
MORTON PLANT HOSPITAL - ADLER INSTITUTE OF LAB MEDICINE			4	100%	4
REGIONAL MEDICAL LAB			4	100%	4
MEDFIRST URGENT CARE			4	100%	4
Bethany Health and Rehab		4			4
BAPTIST HOSPITAL NURSING/PATIENT CARE			4	100%	4
PINELLAS POINT NURSING AND REHAB			4	100%	4
SOUTH FLORIDA RESEARCH ORGANIZATION			4	100%	4

COVID-19: testing by laboratory

Data through Apr 18, 2021 verified as of Apr 19, 2021 at 09:25 AM

Data in this report are provisional and subject to change.

The numbers in the table below represent the number of Florida and non-Florida residents for whom test results were received by the Department of Health. A person can be tested by more than one laboratory and can have both positive and negative results. **Therefore, the sum of the numbers in each column will be larger than the total number of people tested.**

Reporting lab	Inconclusive	Negative	Positive	Percent positive	Total
OHIO CVS STORES		3	1	25%	4
WILLOWS AT WILDWOOD, THE			4	100%	4
PDL PHARMACY CORP			4	100%	4
MOBILE HEALTH MEDICAL SERVICES PC		4			4
RAS MEDICAL SOLUTIONS, LLC		3	1	25%	4
CARE ONE PRIMARY CARE			4	100%	4
MEDEXPRESS URGENT CARE - WICHITA, S SENECA ST		2	2	50%	4
CLINICAL LABORATORIES OF THE BUFFALO		3	1	25%	4
EXPRESS TESTING-ONE			4	100%	4
COMMUNITY HEALTH CENTER OF WEST PALM BEACH			4	100%	4
FAMILY MEDICINE AT WATERMAN		4			4
NOT GIVEN		1	3	75%	4
SOUTHWESTERN REGIONAL MEDICAL CENTER - TULSA		4			4
PREMIER PEDIATRICS LLC			4	100%	4
PORT ORANGE NURSING & REHAB			4	100%	4
CVS MA2401POCT MARSHFIELD		3	1	25%	4
NEXT BIO RESEARCH SERVICES, LLC		1	3	75%	4
MINUTECLINIC DIAG OF IND, LLC #6472		4			4
RML PHARMACY PC		4			4
INTRACOASTAL LABS INC		4			4
Sears Coastal Nursing and Rehab		4			4
UNIVERSITY OF MIAMI STUDENT HEALTH SERVICE			4	100%	4
TMH PHYSICIAN PARTNERS SOUTHWOOD		1	3	75%	4
TOTAL RENAL LAB		3	1	25%	4
BIOTEST PLASMA CENTER		4			4
HARBORCHASE OF VILLAGES CROSSING			4	100%	4
CLINICAL ASSOCIATES OF ORLANDO LLC		4			4
PILGRIM PHARMACY INC		4			4
GIEBEIG FAMILY MEDICINE PA			4	100%	4
ST JOSEPHS BEHAVIORAL HEALTH CENTER			4	100%	4
GRADY MEMORIAL HOSPITAL/MICRO			4	100%	4
MALABAR FAMILY PRACTICE		1	3	75%	4
COLONIAL MEDICAL CENTER-EAST ORLANDO			4	100%	4
ENCOMPASS HOME HEALTH		4			4
FLORIDA DEPARTMENT OF HEALTH (FDOH)		2	2	50%	4
MOUNT SINAI AVENTURA DIAGNOSTIC CENTER			4	100%	4
CVS IN5696POCT FORT WAYNE		4			4
State Lab Unspecifd			4	100%	4
FLORIDA HOSPITAL ALTAMONTE		2	2	50%	4
MINUTECLINIC LLC (2335)		3	1	25%	4
VITAL CARE URGENT CARE			4	100%	4
ARCPPOINT LABS OF FORT LAUDERDALE, FL CENTRAL		1	3	75%	4
FLORIDA HEART AND VASCULAR			4	100%	4
MOBILE URGENT CARE			4	100%	4
FAMILY MEDICINE AT WINTER PARK			4	100%	4
MINUTE CLINIC LLC #1831		4			4
FCHC (OB)-DARWIN SQUARE CTR.			4	100%	4

COVID-19: testing by laboratory

Data through Apr 18, 2021 verified as of Apr 19, 2021 at 09:25 AM

Data in this report are provisional and subject to change.

The numbers in the table below represent the number of Florida and non-Florida residents for whom test results were received by the Department of Health. A person can be tested by more than one laboratory and can have both positive and negative results. **Therefore, the sum of the numbers in each column will be larger than the total number of people tested.**

Reporting lab	Inconclusive	Negative	Positive	Percent positive	Total
Crowne Health Care of Montgomery		4			4
LUVERNE HEALTH AND REHABILITATION		4			4
IMIC INC RESEARCH			4	100%	4
MEDNOW URGENT CARE		3	1	25%	4
REHABILITATION CENTER OF WINTER PARK,THE			4	100%	4
MINUTECLINIC DIAGNOSTIC OF NORTH CARO		4			4
INFINITI LABS INC			4	100%	4
Kroger 895 - The Little Clinic Green Hills		4			4
ELEVATION DIAGNOSTICS		4			4
JFK INTERNAL MEDICINE FACULTY PRACTICE		2	2	50%	4
CANDLER HOSPITAL PATHOLOGY LABORATORY		2	2	50%	4
PIEDMONT FAYETTE HOSPITAL		2	2	50%	4
Mill Valley Care Center		4			4
BOND & STEELE CLINIC PA D/B/A BOND CLINIC PA		4			4
EXCEL URGENT CARE OF PARAMUS LLC		4			4
UNC HOSPITAL/MCLENDON CLINICAL LABORATORIES			4	100%	4
CVS MA394POCT SEEKONK		4			4
MEDEXPRESS URGENT CARE - FORT SMITH		4			4
Health Care Center of Jacksonville			4	100%	4
STANFORD HEALTH CARE ANATOMIC PATHOLOGY & CLINICAL LAB			4	100%	4
CVS TX8387POCT AUSTIN		4			4
ManorCare Rehabilitation Center- Decatur		4			4
WILLOW CREEK RETIREMENT CENTER		4			4
THE OASIS ALF		4			4
Loretto Health and Rehabilitation Center		4			4
PM PEDIATRICS OF BAYSIDE, PLLC - MANHASSET		4			4
CVS PA4000POCT INDIANA		4			4
CVS MO5655POCT LIBERTY		1	3	75%	4
WOMACK ARMY MEDICAL CENTER			4	100%	4
SOUTHLAND SUITES OF LAKE LAND			4	100%	4
Kroger 752 - The Little Clinic Central Station		3	1	25%	4
SONIC REFERENCE LABORATORY			4	100%	4
UF HEALTH PATHOLOGY LABORATORIES			4	100%	4
EXTENDICARE HEALTH & REHAB CENTER		4			4
MINUTECLINIC DIAGNOSTIC MED GRP OF SAN		3	1	25%	4
Kroger 186 - The Little Clinic Holiday Manor		3	1	25%	4
CVS CA9963POCT SAN DIEGO		4			4
Marian Manor, Inc		4			4
ORANGE COUNTY HEALTH DEPARTMENT		2	2	50%	4
UNIVERSITY OF MICHIGAN		2	2	50%	4
OKLAHOMA STATE UNIVERSITY DIAGNOSTIC LAB			4	100%	4
CVS MO4850POCT SPRINGFIELD		4			4
CVS NJ715POCT WAYNE		4			4
IMA MEDICAL CENTER OF OVIEDO			4	100%	4
VA SALT LAKE CITY HCS		4			4
CVS MA2297677CV BOSTON		4			4
LOUISIANA DEPT. OF HEALTH AND HOSPITALS-INFECTIOUS DISEASE EPI SECTION			4	100%	4

COVID-19: testing by laboratory

Data through Apr 18, 2021 verified as of Apr 19, 2021 at 09:25 AM

Data in this report are provisional and subject to change.

The numbers in the table below represent the number of Florida and non-Florida residents for whom test results were received by the Department of Health. A person can be tested by more than one laboratory and can have both positive and negative results. **Therefore, the sum of the numbers in each column will be larger than the total number of people tested.**

Reporting lab	Inconclusive	Negative	Positive	Percent positive	Total
PHYSICIANS QUALITY CARE			4	100%	4
DELAWARE PUBLIC HEALTH LABORATORY		2	2	50%	4
CAREWELL 202			4	100%	4
CVS MN6811POCT PLYMOUTH		4			4
Kroger 124 - The Little Clinic University		3	1	25%	4
LAKELAND VOLUNTEERS IN MEDICINE INC		3	1	25%	4
MEDEXPRESS URGENT CARE - WESTFIELD, E MAIN ST		3	1	25%	4
LB Broen Home		4			4
PEACEHEALTH LABORATORIES		3	1	25%	4
CAREWELL URGENT CARE			4	100%	4
MPG JACKSONVILLE ATLANTIC BLVD		1	3	75%	4
BETTERMED URGENT CARE			4	100%	4
AHC of McKenzie		4			4
NHC HealthCare, Pulaski		4			4
URGENT CARE OF THE SMOKIES			4	100%	4
AIRPORT CLINIC			4	100%	4
YORK HOSPITAL: MICROBIOLOGY			4	100%	4
FISHERMEN'S HOSPITAL			4	100%	4
BARTON MEMORIAL HOSPITAL		3	1	25%	4
BELLIN HEALTH LAB		1	3	75%	4
SunTerrace Health Care Center		3	1	25%	4
CELEBRATION PEDIATRICS			4	100%	4
GERALD CHAMPION REGIONAL MEDICAL CENTE		4			4
ST JOHN'S RIVERSIDE HOSPITAL		3	1	25%	4
AIRCARE INTERNATIONAL		4			4
PHYSICIANS IMMEDIATE CARE AURORA			4	100%	4
PANCARE HEALTH - PONCE DE LEON			4	100%	4
CARNEGIE HILL PEDIATRICS LLP		3	1	25%	4
WASHINGTON STATE DEPARTMENT OF HEALTH PUBLIC HEALTH LABORATORIES			4	100%	4
CLINICAL CARE CENTER, INC			4	100%	4
LATCHER LABORATORY OF A O FOX MEMORIAL		2	2	50%	4
CENTERPLACE HEALTH, INC			4	100%	4
SMOKY MOUNTAIN URGENT CARE AND FAMILY MEDICINE CENTER			4	100%	4
ROAN DRUG COMPANY LLC		4			4
SOUTH BAY CORRECTIONAL FACILITY			4	100%	4
LIFEHOPE LABS			4	100%	4
FLORIDA HEALTHCARE PLAN			4	100%	4
KENTUCKY CABINET FOR HEALTH AND FAMILY SERVICES			4	100%	4
CVS IL7017POCT BLOOMINGTON		4			4
MEMORIAL HEALTH CARE SYSTEMS			4	100%	4
POWERS PEDIATRICS			4	100%	4
DEPARTMENT OF HEALTH/ NEW YORK			4	100%	4
HEART OF FLORIDA HEALTH CENTER INC		1	3	75%	4
MONTEFIORE MEDICAL CENTER LABS MONTEFIORE		3	1	25%	4
CULLMAN REGIONAL MEDICAL CENTER		3	1	25%	4
BRANDON REGIONAL EMERGENCY CTR			4	100%	4
ACCESS RECOVERY SOLUTIONS LLC			4	100%	4

COVID-19: testing by laboratory

Data through Apr 18, 2021 verified as of Apr 19, 2021 at 09:25 AM

Data in this report are provisional and subject to change.

The numbers in the table below represent the number of Florida and non-Florida residents for whom test results were received by the Department of Health. A person can be tested by more than one laboratory and can have both positive and negative results. **Therefore, the sum of the numbers in each column will be larger than the total number of people tested.**

Reporting lab	Inconclusive	Negative	Positive	Percent positive	Total
DEACONESS HOSPITAL			4	100%	4
SIGNATURE CARE EMERGENCY CENTER		2	2	50%	4
GARDENS PEDIATRICS			4	100%	4
Kroger 125 - The Little Clinic Castle Rock		3	1	25%	4
OPTUM OF RED ROAD		4			4
HOME DOCS		2	2	50%	4
FHCP – ORMOND BEACH			4	100%	4
MEDAC AT PORTERS NECK			4	100%	4
ManorCare Health Services Camp Hill		4			4
BRIGHAM AND WOMEN'S HOSPITAL			4	100%	4
UNIVERSITY OF WASHINGTON MEDICAL CENTER (UWMC) EMERGENCY DEPT.			4	100%	4
DEPARTMENT OF HEALTH AND HUMAN SERVICES		2	2	50%	4
MARK HOANG MD PA			4	100%	4
ELIZABETH CITY HEALTH & REHABILITATION		4			4
CAPTAIN JAMES A. LOVELL FEDERAL HEALTHCARE CENTER			4	100%	4
AIREVAC INTERNATIONAL		4			4
ADVANCED URGENT CARE LLC		1	3	75%	4
BAYLOR ESOTERIC AND MOLECULAR LAB			4	100%	4
HEALTHQUEST, INC		3	1	25%	4
Heartland of Boynton Beach			4	100%	4
CORTLAND REGIONAL MEDICAL CENTER		4			4
CVS TX5807POCT PEARLAND		4			4
ADVENTHEALTH MEDICAL GROUP COMMUNITY MEDICINE		3	1	25%	4
NDX-CORE LAB			4	100%	4
SACRED HEART HEALTH SYSTEMS INC			4	100%	4
ADVENTHEALTH GORDON		4			4
PATIENT FIRST - ALLENTOWN			4	100%	4
FAMILY MEDICAL CLINIC HOMESTEAD, LLC			4	100%	4
BRENTWOOD SENIOR LIVING AT ST PETE			4	100%	4
MONTANA DEPARTMENT OF PUBLIC HEALTH & HUMAN SERVICES			4	100%	4
CHILDREN'S MEDICAL GROUP		4			4
MEDEXPRESS URGENT CARE - SUMMERSVILLE, WEBSTER RD		4			4
APOPKA FAMILY HEALTH CENTER		3	1	25%	4
CVS MINUTE CLINIC DIAGNOSTIC MED GRP		4			4
Chestnut Park Rehabilitation and Nursing Center		4			4
ADVENTHEALTH NEW SMYRNA BEACH COMMUNITY HEALTH			4	100%	4
OPTUM FLORIDA		3	1	25%	4
CVS SC2269POCT COLUMBIA		3	1	25%	4
MAILBOX DIAGNOSTICS		2	2	50%	4
CVS IN6551POCT MOORESVILLE		3	1	25%	4
MEDEXPRESS URGENT CARE - WILKES BARRE		3	1	25%	4
REVA INC			4	100%	4
Oak Creek Terrace		4			4
SARASOTA IMMEDIATE CARE			4	100%	4
RELIANT ACUTE CARE			4	100%	4
AFTER HOURS PEDS			4	100%	4
INTERMARKET FACILITY			4	100%	4

COVID-19: testing by laboratory

Data through Apr 18, 2021 verified as of Apr 19, 2021 at 09:25 AM

Data in this report are provisional and subject to change.

The numbers in the table below represent the number of Florida and non-Florida residents for whom test results were received by the Department of Health. A person can be tested by more than one laboratory and can have both positive and negative results. **Therefore, the sum of the numbers in each column will be larger than the total number of people tested.**

Reporting lab	Inconclusive	Negative	Positive	Percent positive	Total
CVS IL1170POCT JOLIET		4			4
FLORIDA MEDICAL CLINIC -INTERNAL MED DADE CITY			4	100%	4
TRUE HEALTH- HOFFNER		3	1	25%	4
ADVENTHEALTH MEDICAL GROUP PEDIATRICS		1	3	75%	4
WILLIAM A HINTON STATE LABORATORY INSTITUTE		1	3	75%	4
IVY CREEK URGENT CARE OF ENTERPRISE			4	100%	4
VIDANT MEDICAL CENTER			4	100%	4
CVS OH6149POCT UPPER ARLINGTON		2	2	50%	4
BELL-MINOR HOME		4			4
MINUTECLINIC DIAGNOSTIC OF WISCONSIN, LLC		4			4
FASTMED URGENT CARE			4	100%	4
CULLMAN REGIONAL URGENT CARE		3	1	25%	4
STONE CLINICAL LABORATORIES OF FL LLC		4			4
TANNER MEDICAL CENTER LABORATORY		3	1	25%	4
CVS PA258POCT MCKEES ROCKS		4			4
BETHPAGE MEDICAL PLLC		4			4
MEDICAL CENTER, THE		4			4
WELLMED AT APOLLO BEACH BLVD		2	2	50%	4
DEPARTMENT OF PATHOLOGY ROME MEMORIAL		3	1	25%	4
ACCENT PHYSICIAN SPECIALISTS PA		4			4
DYNACARE LABORATORIES			4	100%	4
HCR ManorCare Greentree		4			4
HACKENSACK MERIDIAN URGENT CARE, PC		4			4
SINAI PLAZA NURSING AND REHAB CENTER			4	100%	4
ST JOSEPHS HOSPITAL PATHOLOGY LAB		3	1	25%	4
SOUTH FLORIDA PEDIATRIC PARTNERS			4	100%	4
MEDEXPRESS URGENT CARE - KOKOMO		4			4
AFFINITY URGENT CARE			4	100%	4
STEAMBOAT EMERGENCY CENTER			4	100%	4
MIAMI COMMUNITY HEALTH CENTER INC		1	3	75%	4
COVENIENT CARE MEDICAL CLINIC			4	100%	4
CVS CT750POCT ENFIELD		4			4
WINDER NURSING INC DBA WINDER HEALTH CARE		4			4
ST. MARY'S HOSPITAL			4	100%	4
REMEDY URGENT CLINIC		2	2	50%	4
CORIZON HEALTH INC			4	100%	4
ENGLE CENTER FOR HEALTH SERVICES		4			4
ALVARO J DANGOND MD PA		4			4
NYC PUBLIC HEALTH LABS			4	100%	4
CVS NH2257POCT MANCHESTER		4			4
MINUTECLINIC DIAGNOSTIC MED GRP OF ORA		3	1	25%	4
EPI			4	100%	4
SOUTH MIAMI HOSPITAL		1	3	75%	4
WE CARE - CARNIVAL CRUISELINE		4			4
PLAINVIEW PRIMARY CARE		4			4
Calusa Harbour			4	100%	4
BETHESDA HOSPITAL WEST BLOOD GAS LAB			4	100%	4

COVID-19: testing by laboratory

Data through Apr 18, 2021 verified as of Apr 19, 2021 at 09:25 AM

Data in this report are provisional and subject to change.

The numbers in the table below represent the number of Florida and non-Florida residents for whom test results were received by the Department of Health. A person can be tested by more than one laboratory and can have both positive and negative results. **Therefore, the sum of the numbers in each column will be larger than the total number of people tested.**

Reporting lab	Inconclusive	Negative	Positive	Percent positive	Total
URGENT CARE - OCONEE		2	2	50%	4
MEDEXPRESS URGENT CARE, FAIRMONT		4			4
ASCENSION ST VINCENT'S MEDICAL CENTER		3	1	25%	4
WESLEY CHAPEL INTERNAL MEDICINE AND PEDIATRICS			4	100%	4
CAPITAL HEALTH LABORATORY INC			4	100%	4
ORLANDO REGIONAL HEALTH SERVICES		2	2	50%	4
Brookcrest Nursing Home		4			4
NORTH OKALOOSA CLINIC CORP		1	3	75%	4
MEDEXPRESS URGENT CARE - WALDORF, CRAIN HWY		4			4
SUMNER REGIONAL MEDICAL CENTER		3	1	25%	4
JOHNNIE RUTH CLARKE LAB			4	100%	4
NEMOURS CHILDREN'S CLINIC			4	100%	4
CVS GA5622POCT DALLAS		3	1	25%	4
ST LUKES HOSPITAL LABORATORY		2	2	50%	4
COOK HOSPITAL AND CARE CENTER		3	1	25%	4
DR. G'S URGENT CARE			4	100%	4
MID FLORIDA HEALTH INC			4	100%	4
Lakeside Oaks Care Center			4	100%	4
MONROE COUNTY DEPT OF PUBLIC HEALTH ST		4			4
PALM BEACH CANCER INSTITUTE			4	100%	4
MEDEXPRESS URGENT CARE - EWING		4			4
LAKESIDE HOSPITAL BELLE GLADE			4	100%	4
MD NOW URGENT CARE - DELRAY WEST			4	100%	4
MINUTECLINIC, LLC #5707		4			4
CONSOLIDATED LABORATORY SERVICES			4	100%	4
BLACK STALLION WALK IN AND EXERCISE CLINICS LLC		1	3	75%	4
Millennium Nursing & Rehab Center		4			4
MEADOWS AT CYPRESS GARDENS, THE		3	1	25%	4
University Plaza Rehabilitation and Nursing			4	100%	4
COMMUNITY PHYSICIANS OF NORTH PORT PA			4	100%	4
Kroger 959 - The Little Clinic Carmel		4			4
MINUTECLINIC DIAG OF IND LLC #1367		4			4
REFUGE A HEALING PLACE, THE			4	100%	4
SIGNATURE CARE MONTROSE		2	2	50%	4
MIDDLETON PEDIATRICS			4	100%	4
MARSHFIELD LABORATORIES			4	100%	4
BUEN PASTOR MEDICAL CENTER, INC			4	100%	4
BETHPAGE EXTENDED HOURS CENTER		4			4
WALGREENS #04311		4			4
MERCY HOSPITAL			4	100%	4
CVS AZ5026POCT MESA		4			4
MINUTE CLINIC DIAGNOSTIC OF VIRGINIA, LLC #6292		3	1	25%	4
CVS CT718POCT ANSONIA		4			4
L3HARRIS FAMILY MEDICAL CENTER			4	100%	4
HARBOUR ISLAND PEDIATRICS LLC			4	100%	4
FLORIDA HEALTH CARE PLANS STIRLING CENTER			4	100%	4
SOMA MEDICAL CENTER PA #3 GREENACRES			4	100%	4

COVID-19: testing by laboratory

Data through Apr 18, 2021 verified as of Apr 19, 2021 at 09:25 AM

Data in this report are provisional and subject to change.

The numbers in the table below represent the number of Florida and non-Florida residents for whom test results were received by the Department of Health. A person can be tested by more than one laboratory and can have both positive and negative results. **Therefore, the sum of the numbers in each column will be larger than the total number of people tested.**

Reporting lab	Inconclusive	Negative	Positive	Percent positive	Total
LIFE CARE HOME HEALTH SERVICES LLC		1	3	75%	4
GASTROENTEROLOGY ASSOC OF PENSACOLA, PA		2	2	50%	4
MEDEXPRESS URGENT CARE - TULSA, S YALE AVE		4			4
SKYLINE UROLOGY		4			4
OMNICARE PHARMACY OF TEXAS 1		4			4
BARRANCO CLINIC PA, THE	1	3			4
DEPARTMENT OF HEALTH AND ENVIRONMENTAL CONTROL			4	100%	4
MEDEXPRESS URGEN CARE - EAST BRUNSWICK		4			4
GILCHRIST COUNTY HEALTH DEPT			4	100%	4
COMMUNITY HEALTH CENTERS INC			4	100%	4
MEDEXPRESS URGENT CARE - MARKHAM STREE		3	1	25%	4
MEDEXPRESS URGENT CARE - BECKLEY		2	2	50%	4
FLORENCE - HUNTSVILLE HOSPITAL URGENT CARE		3	1	25%	4
RURAL/METRO MIDSOUTH,		4			4
BAPTIST HEALTH MEDICAL CENTER			4	100%	4
PANCARE HEALTH YOUNGSTOWN			4	100%	4
MEDICINE SHOPPE #1306 THE		3	1	25%	4
DERMATOLOGY SPECIALISTS OF FL - DR. JON WARD			4	100%	4
Hunterdon Medical Center Laboratory		4			4
Kroger 339 - The Little Clinic Highlands - Bardstown Road		4			4
DTR LABS		3	1	25%	4
ARCPOINT LABS OF ALTAMONTE SPRINGS		2	2	50%	4
UNION CITY MANOR NURSING CENTER		4			4
COVID PROCESSING SITE			4	100%	4
MEDEXPRESS URGENT CARE- ALLISON PARK		2	2	50%	4
NHC HealthCare, Cookeville		4			4
MOBIL LAB FOR ALL INC		4			4
INDUSTRY LAB DIAGNOSTIC PARTNERS			4	100%	4
PRESBYTERIAN FAMILY HEALTHCARE-KASEMAN		4			4
H/L of WEst Ashley Rhabilitation and Nursing Center		4			4
CARENOW-LEBANON		2	2	50%	4
MINUTE-CLINIC DIAGNOSTIC OF VIRGINIA, LLC #3949		4			4
Willowbrooke Court at Country House		4			4
MEDEXPRESS URGENT CARE - SOMERSET TOWNSHIP		4			4
Kennedy University Hospital -Wash Twp L		4			4
GENUS DIAGNOSTICS			4	100%	4
GUTHRIE MEDICAL GROUP - CORNING		3	1	25%	4
Westminster Manor		3	1	25%	4
BUCKINGHAM PLACE ALF		4			4
CFS WELLNESS AND MED SPA LLC			4	100%	4
CVS MA217POCT TEWKSBURY		3	1	25%	4
NEULIFE NEUROLOGICAL SERVICES LLC			4	100%	4
MINUTECLINIC DIAGNOSTIC OF MICHIGAN, P		4			4
GOOD SAMARITAN HOSPITAL		2	2	50%	4
CVS IL5797POCT CAROL STREAM		4			4
WALGREENS #07034		4			4
CRESTAR LABS		2	2	50%	4

COVID-19: testing by laboratory

Data through Apr 18, 2021 verified as of Apr 19, 2021 at 09:25 AM

Data in this report are provisional and subject to change.

The numbers in the table below represent the number of Florida and non-Florida residents for whom test results were received by the Department of Health. A person can be tested by more than one laboratory and can have both positive and negative results. **Therefore, the sum of the numbers in each column will be larger than the total number of people tested.**

Reporting lab	Inconclusive	Negative	Positive	Percent positive	Total
AURORA BAYCARE UROLOGY			4	100%	4
HEALTH EXPRESS URGENT CARE		2	2	50%	4
CVS TX3292POCT WYLIE		4			4
Metro West Nursing and Rehab			4	100%	4
SOMA MEDICAL CENTER PA #3 PALOMINO			4	100%	4
SOUTHEASTERN REGIONAL MEDICAL CENTER			4	100%	4
CVS OH4300POCT STRONGSVILLE		4			4
FLORIDA MEDICAL CENTER		1	3	75%	4
MEDEXPRESS URGENT CARE - TEAYS VALLEY		3	1	25%	4
SIENA COLLEGE SPORTS MEDICINE CENTER		4			4
CVS OH4499POCT LYNDHURST		2	2	50%	4
TARPON SPRINGS PEDIATRICS, LLC			4	100%	4
CVS NJ837POCT MARLTON		4			4
LAKE MARY PEDIATRICS			4	100%	4
SURETOX LABORATORY LLC		2	1	33%	3
Englewood Health and Rehab			3	100%	3
BROOKDALE LAKE MARY			3	100%	3
CVS SC5471POCT LEXINGTON		2	1	33%	3
ORLANDO AIRPORT DIALYSIS		3			3
Huntington Health Care and Rehabilitation Center		3			3
THE PATHOLOGY LABORATORY		1	2	67%	3
DASCENA LAB			3	100%	3
CVS RI326POCT NORTH SMITHFIELD		3			3
CVS IN6605POCT INDIANAPOLIS		2	1	33%	3
CONCENTRA - ORLANDO SOUTH II		3			3
MEDEXPRESS URGENT CARE - RUNNEMEDE		1	2	67%	3
CROSSVILLE MEDICAL GROUP		1	2	67%	3
Kroger 758 - The Little Clinic Providence		3			3
RIVERSIDE METHODIST HOSPITAL LAB			3	100%	3
BAPTIST PRIMARY CARE, INC.		2	1	33%	3
Fort Gaines Health and Rehab		3			3
WALGREENS #05477		3			3
FLORIDA MEDICAL ASSOCIATES		3			3
Kroger 627 - The Little Clinic Castleberry		2	1	33%	3
24TH WEAPONS OF MASS DESTRUCTION - CIVIL SUPPORT		3			3
PRECIDENT FLORIDA		3			3
MEDEXPRESS URGENT CARE-WILKINS TOWNSHIP, WILLIAM PENN HIGHWAY		3			3
LIFEGUARD AMBULANCE SERVICE LLC - BAY COUNTY			3	100%	3
CVS CA9103POCT ESCONDIDO		3			3
RAPID CITY RUGENT CARE			3	100%	3
CVS CT288POCT BRISTOL		2	1	33%	3
MEDEXPRESS URGENT CARE, BELLE VERNON		3			3
CVS SC4382POCT SPARTANBURG		3			3
CVS PA1657POCT YORK		2	1	33%	3
BAPTIST HEALTH SURGERY CENTER AT NORTHPOINT			3	100%	3
PROMPT CARE OF CENTRAL FLORIDA LLC			3	100%	3
GINKGO-IXLAYER		3			3

COVID-19: testing by laboratory

Data through Apr 18, 2021 verified as of Apr 19, 2021 at 09:25 AM

Data in this report are provisional and subject to change.

The numbers in the table below represent the number of Florida and non-Florida residents for whom test results were received by the Department of Health. A person can be tested by more than one laboratory and can have both positive and negative results. **Therefore, the sum of the numbers in each column will be larger than the total number of people tested.**

Reporting lab	Inconclusive	Negative	Positive	Percent positive	Total
OLYMPUS HEALTH AND PERFORMANCE			3	100%	3
PREMIER CLINICAL RESEARCH INSTITUTE INC			3	100%	3
SOUTH COUNTY MENTAL HEALTH CENTER INC			3	100%	3
VIRTUA MEMORIAL HOSPITAL BURLINGTON COUNTY		1	2	67%	3
ST. PETERSBURG PEDIATRICS- 38TH AVENUE			3	100%	3
OLEAN GENERAL HOSPITAL		3			3
OPENTRONS PRL		2	1	33%	3
CAREHERE LLC			3	100%	3
NASSAU COUNTY HEALTH DEPARTMENT-FERNANDINA BEACH C		3			3
ALABAMA DEPT PUBLIC HEALTH			3	100%	3
HEPATOLOGY DIAGNOSTIC LAB			3	100%	3
TERRACE OF ST CLOUD, THE		2	1	33%	3
NEMOURS CHILDRENS PRIMARY CARE HORIZON WEST			3	100%	3
GEISINGER COMMUNITY MEDICAL CENTER			3	100%	3
LOCH HAVEN PEDIATRICS			3	100%	3
Gracemore Nursing and Rehab		3			3
RAJ K PAI MD PA			3	100%	3
MEMORIAL HERMANN			3	100%	3
CVS IL2798POCT CHICAGO		1	2	67%	3
STARLING AT SAN JOSE			3	100%	3
Grandview Health Care Center		3			3
MEDEXPRESS URGENT CARE - CHERRY HILL		3			3
ASPIRUS WAUSAU HOSPITAL			3	100%	3
ACCESS HEALTH CARE		2	1	33%	3
SOUTHEASTERN IMMEDIATE CARE- MILLEDGEVILLE GA			3	100%	3
LEESBURG COMMUNITY HEALTH CENTERS			3	100%	3
BNC Medical Investors, LLC Berrien Nursing & Rehabilitation Center		3			3
MINUTECLINIC DIAGNOSTIC MEDICAL		3			3
APEX CLINICAL LABORATORIES INC		3			3
ADVENTHEALTH IMAGING LAKE NONA		1	2	67%	3
MID FLORIDA CLINICAL LABORATORY		2	1	33%	3
CANOPY PEDIATRICS		3			3
FIRST CARE - MIDDLESBORO			3	100%	3
CVS NC7548POCT FUQUAY VARINA		2	1	33%	3
CCRX OF NORTH CAROLINA, LLC		2	1	33%	3
MEDEXPRESS URGENT CARE - LITTLE ROCK		2	1	33%	3
UNIVERSITY HEALTH SERVICES RIVER CAMPUS		2	1	33%	3
Medilodge of Montrose		3			3
GREENTREE MEDICAL CENTER			3	100%	3
BASCOM PALMER EYE INSTITUTE			3	100%	3
HIALEAH SHORES NURSING AND		2	1	33%	3
MINUTECLINIC DIAG OF IND, LLC #6483		1	2	67%	3
MEDEXPRESS URGENT CARE - NORTH LITTLE		2	1	33%	3
NATIONAL JEWISH HEALTH			3	100%	3
AFC URGENT CARE/FARRAGUT			3	100%	3
CLARA MAASS TRANSITIONAL CARE UNIT		3			3
DEBORAH HEART AND LUNG CENTER		3			3

COVID-19: testing by laboratory

Data through Apr 18, 2021 verified as of Apr 19, 2021 at 09:25 AM

Data in this report are provisional and subject to change.

The numbers in the table below represent the number of Florida and non-Florida residents for whom test results were received by the Department of Health. A person can be tested by more than one laboratory and can have both positive and negative results. **Therefore, the sum of the numbers in each column will be larger than the total number of people tested.**

Reporting lab	Inconclusive	Negative	Positive	Percent positive	Total
FLAGLER FAMILY MEDICINE PA			3	100%	3
ADVICE FOR OPTIMAL WELLNESS, INC			3	100%	3
CVS IL4778POCT EVANSTON		3			3
ADRIANA M CASTRO MD PA		3			3
HELIX LW UC		1	2	67%	3
MEDEXPRESS URGENT CARE - LAWRENCE		3			3
BAPTIST PRIMARY CARE FERNANDINA BEACH			3	100%	3
NYU WINTHROP LABORATORY		3			3
UNITY HEALTH AND REHABILITATION CENTER			3	100%	3
TIEHH BIOTERRORISM RESPONSE LAB			3	100%	3
TMH PHYSICIAN PARTNERS BLOUNTSTOWN			3	100%	3
CORTLAND COUNTY HEALTH DEPARTMENT		3			3
CVS AZ7075POCT CHANDLER		3			3
CVS NV8784POCT LAS VEGAS		2	1	33%	3
MEDICAL CENTER OF CENTRAL GEORGIA			3	100%	3
TRINITY PEDIATRICS			3	100%	3
BAYSHORE MEDICAL CENTER LABORATORY		3			3
Kroger 093 - The Little Clinic Stapleton		2	1	33%	3
DOUGLASVILLE NURSING AND REHABILITATIO		3			3
PHYSICIANS MEDICAL CENTER		3			3
HELIX BIOMEDICS LLC			3	100%	3
ROANE MEDICAL CENTER		2	1	33%	3
IMMERSION RESIDENTIAL LLC			3	100%	3
CANOPY AT HARPER LAKE, THE			3	100%	3
BROADWAY HEALTH FLORIDA MEDICAL CLINIC URGENT CARE			3	100%	3
Kings County Hospital Center			3	100%	3
WALGREENS #3811		1	2	67%	3
MEDEXPRESS URGENT CARE - WHEELING		2	1	33%	3
Kroger 522 - The Little Clinic Gahanna		2	1	33%	3
HUMC		1	2	67%	3
CHEROKEE COUNTY HEALTH AND REHAB CENTER		3			3
CGH MEDICAL CENTER			3	100%	3
MINUTECLINIC DIAGNOSTIC OF TEXAS, LLC #7435		2	1	33%	3
EAST TENNESSEE CHILDREN'S HOSPITAL		2	1	33%	3
THOMAS LANGLEY			3	100%	3
EAST NAPLES PEDIATRICS			3	100%	3
MEMORIAL HERMANN CONSOLIDATED LABORATORY SERVICES			3	100%	3
PANCARE HEALTH - FRANKLIN CO			3	100%	3
OPTUM PRIMARY CARE - SILVER LAKES			3	100%	3
MEDIC INFUSION PA		3			3
SHANDS AT LAKE SHORE LAB		1	2	67%	3
PEACE OF MIND REHAB CENTER		3			3
Westside Terrace		3			3
NEBRASKA DEPARTMENT OF HEALTH AND HUMAN SERVICES			3	100%	3
Birchaven		3			3
ERIE COUNTY PUBLIC HEALTH CLINICAL		3			3
AFFORDABLE PRIMARY CARE LLC		3			3

COVID-19: testing by laboratory

Data through Apr 18, 2021 verified as of Apr 19, 2021 at 09:25 AM

Data in this report are provisional and subject to change.

The numbers in the table below represent the number of Florida and non-Florida residents for whom test results were received by the Department of Health. A person can be tested by more than one laboratory and can have both positive and negative results. **Therefore, the sum of the numbers in each column will be larger than the total number of people tested.**

Reporting lab	Inconclusive	Negative	Positive	Percent positive	Total
COASTAL SKIN SURGERY AND DERMATOLOGY PL		3			3
PLANT CITY FAMILY CARE		3			3
PIEDMONT ROCKDALE HOSPITAL		2	1	33%	3
BROOKDALE SENIOR LIVING			3	100%	3
AFC URGENT CARE GUNBARREL			3	100%	3
CVS PHARMACY INC DBA CVS/PHARMACY #10908		3			3
HEALTH EXPRESS		3			3
CVS M08555POCT KANSAS CITY		3			3
ADVANCED PEDIATRICS			3	100%	3
Village on the Green			3	100%	3
NEBRASKA MEDICAL CENTER			3	100%	3
MEDEXPRESS URGENT CARE, HANOVER		2	1	33%	3
ISLAND NURSING HOME		2	1	33%	3
CATSKILL REGIONAL MEDICAL CENTER		3			3
Walgreens #5984		3			3
Magnolia Health and Rehab Center			3	100%	3
ASPEN VALLEY HOSPITAL			3	100%	3
Edward Hines, Jr. VA Hospital		2	1	33%	3
URGENT DOC - URGENT CARE CLINIC			3	100%	3
NASON HOSPITAL			3	100%	3
NAVAL HOSPITAL CAMP PENDLETON			3	100%	3
STRINGFELLOW MEMORIAL HOSPITAL		3			3
JUPITER INTERNAL MEDICINE AND ASSOCIATES			3	100%	3
EXETER HOSPITAL		3			3
TARRANT COUNTY PUBLIC HEALTH		3			3
UNIVERSITY OF KANSAS MEDICAL CENTER			3	100%	3
TIFTON CARECONNECT URGENT CARE			3	100%	3
Good Samaritan Society - Fairfield Glade		3			3
WINDSOR AT OCALA		2	1	33%	3
QUALITY LABORATORY SERVICE		2	1	33%	3
CTRS			3	100%	3
CVS TN7144POCT BARTLETT		3			3
CHILDREN'S HEALTHCARE OF ATLANTA		3			3
EVENING PEDIATRICS INC		1	2	67%	3
Kroger 388 - The Little Clinic Braelinn Village		3			3
OPP HEALTH AND REHABILITATION		3			3
CVS IL8750POCT CHICAGO		1	2	67%	3
NEMOURS CHILDRENS PRIMARY CARE MAITLAND			3	100%	3
QUEST DIAGNOSTICS CLINICAL LABORATORIES INC		2	1	33%	3
NASSAU COUNTY HEALTH DEPARTMENT		3			3
WALGREENS #07502		3			3
PARKLAND HEALTH & HOSPITAL			3	100%	3
CVS KY2332POCT GEORGETOWN		2	1	33%	3
Concordia Village of Tampa			3	100%	3
CVS NJ2508POCT MANALAPAN		3			3
SOLERA SPECIALTY PHARMACY LLC		2	1	33%	3
ADVANCED MEDICAL RESEARCH CENTER LLC			3	100%	3

COVID-19: testing by laboratory

Data through Apr 18, 2021 verified as of Apr 19, 2021 at 09:25 AM

Data in this report are provisional and subject to change.

The numbers in the table below represent the number of Florida and non-Florida residents for whom test results were received by the Department of Health. A person can be tested by more than one laboratory and can have both positive and negative results. **Therefore, the sum of the numbers in each column will be larger than the total number of people tested.**

Reporting lab	Inconclusive	Negative	Positive	Percent positive	Total
INTERNAL MEDICINE AND WOUND CARE SPECIALIST LLC		3			3
CVS TX7825POCT FRISCO		2	1	33%	3
MEDEXPRESS URGENT CARE-CHIPPEWA		2	1	33%	3
PUBLIC HEALTH TRUST OF MIAMI DADE COUNTY			3	100%	3
WEST TN HEALTH MED NORTH		3			3
NEW YORK STATE DEPARTMENT OF HEALTH		1	2	67%	3
CABELL HUNTINGTON HOSPITAL CLINICAL LAB			3	100%	3
NORTHCREST MEDICAL CENTER		1	2	67%	3
LINCOLN MEDICAL CENTER		3			3
CHILDREN'S HEALTHCARE OF ATLANTA AT EG		3			3
Florida Baptist Retirement Center		1	2	67%	3
CVS PA2687POCT EXTON		3			3
MEDICAL SERVICES OF AMERICA HOME HEALTH		3			3
TMH REHABILITATION CENTER		3			3
SUPER HEALTH PHARMACY LLC		3			3
NORTH BROWARD HOSPITAL DISTRICT HEALTHCARE FOR THE HOMELESS			3	100%	3
CVS IN6572POCT INDIANAPOLIS		3			3
CVS NC2749POCT CONCORD		3			3
MEDICAL CITY DALLAS HOSPITAL			3	100%	3
CRISP REGIONAL HOSPITAL		3			3
ADVENTHEALTH MEDICAL GROUP PEDIATRICS AT APOPKA		3			3
NC STATE LABORATORY OF PUBLIC HEALTH		3			3
LAHEY CLINIC MEDICAL CENTER			3	100%	3
Kroger 592 - The Little Clinic Alexander Plaza		2	1	33%	3
MEDFUSION		2	1	33%	3
LRHS Florida Poly Tech		3			3
Lebanon VAMC		2	1	33%	3
BROOKDALE OAKBRIDGE		1	2	67%	3
WEILL CORNELL MEDICAL ASSOCIATES - EAST SIDE		3			3
Rosedale Green		3			3
WEST COCOA PHARMACY			3	100%	3
MARYLAND STATE DEPT OF HEALTH	2		1	33%	3
CVS GA5637POCT VILLA RICA		3			3
ANN STORCK CENTER INC		3			3
F W HUSTON MEDICAL CENTER SENIOR LIVIN		3			3
COVANCE CLS			3	100%	3
CLINICAL CARE ASSOCIATES, INC			3	100%	3
BARONESS ERLANGER HOSPITAL		3			3
MCGUFFEY HEALTH CARE CENTER INC		3			3
MEDICAL CENTER OF THE ROCKIES			3	100%	3
GONZALEZ MD AND ASWAD MD HEALTH SERVICES			3	100%	3
CVS HEALTH, #5962		3			3
MISSISSIPPI CARE CENTER OF DEKALB LLC		3			3
THE CENTER FOR DISCOVERY		3			3
GARCIA MORALES NELSON			3	100%	3
COMMUNICABLE DISEASE CONTROL/PUBLIC HEALTH EMERGENCY PREPAREDNESS			3	100%	3
WYOMING DEPT OF HEALTH			3	100%	3

COVID-19: testing by laboratory

Data through Apr 18, 2021 verified as of Apr 19, 2021 at 09:25 AM

Data in this report are provisional and subject to change.

The numbers in the table below represent the number of Florida and non-Florida residents for whom test results were received by the Department of Health. A person can be tested by more than one laboratory and can have both positive and negative results. **Therefore, the sum of the numbers in each column will be larger than the total number of people tested.**

Reporting lab	Inconclusive	Negative	Positive	Percent positive	Total
NORTH CAROLINA DEPT OF HEALTH & HUMAN SRVCS STATE LAB OF PUBLIC HEALTH			3	100%	3
NORTH DAKOTA DEPT OF HEALTH MICROBIOLOGY		1	2	67%	3
CVS MA1006POCT BROCKTON		3			3
NORTHWEST FLORIDA CLINICAL LAB		1	2	67%	3
FLORIDA LABORATORY ANALYSIS, LLC			3	100%	3
CVS AZ7263POCT PHOENIX		3			3
ACCESS 365 URGENT CARE LLC		1	2	67%	3
Greystone Health Care Center		3			3
FELICIDAD MEDICAL CENTER INC			3	100%	3
LEE MEMORIAL HOSPITAL BLOOD GAS LAB			3	100%	3
INTERCOASTAL FAMILY PRATICE		1	2	67%	3
AVANTE INVERNESS		1	2	67%	3
MEDEXPRESS-HOUSTON EAST FWY		1	2	67%	3
MARYWOOD NURSING CARE CENTER		3			3
CARENOW-ATASCOCITA			3	100%	3
COVENANT PEDIATRICS		1	2	67%	3
CVS TX2876POCT PROSPER		3			3
CVS NE5714POCT OMAHA		2	1	33%	3
NORTH NAPLES HOSPITAL RESPIRATORY THERAPY DEPARTMENT			3	100%	3
SAN JUAN REGIONAL MEDICAL CENTER		3			3
BETHESDA HOSPITAL EAST BLOOD GAS LAB			3	100%	3
GROVES CENTER			3	100%	3
FULGENT GENETICS HOUSTON		3			3
CUMBERLAND MEDICAL CENTER INC		3			3
FLORIDA GASTROENTEROLOGY ASSOCIATES PA		3			3
DOCTORS HOSPITAL RENAISSANCE			3	100%	3
ALOHA HOME CARE LLC DBA ACCENTCARE HOME HEALTH OF		3			3
CVS OK6225POCT EDMOND		3			3
WHOLE CHILD PEDIATRICS			3	100%	3
MAYO CLINIC BEACHES PRIMARY CARE CTR		3			3
COMMUNITY HEALTH CENTERS OF PINELLAS, INC		1	2	67%	3
MINUTECLINIC, LLC #07876		2	1	33%	3
Kroger 635 - The Little Clinic Dacula		3			3
VALHALLA MEDICS		3			3
YORK HOSPITAL - LABORATORY			3	100%	3
EVERGREEN WOODS HEALTH & REHAB CENTER		2	1	33%	3
MARRA'S PHARMACY		3			3
NEMOURS CHILDREN'S URGENT CARE LAKE NONA			3	100%	3
UC CORAL GABLES		1	2	67%	3
Kroger 768 - The Little Clinic Leestown Rd		2	1	33%	3
UHEALTH CORAL SPRINGS			3	100%	3
HOUSTON METHODIST HOSPITAL			3	100%	3
NEWSTAR MEDICAL LABORATORIES		3			3
CELEBRATION PRIMARY CARE ASSOCIATES LLC		3			3
MAYO		1	2	67%	3
WALGREENS #10264		3			3
Arbors at Marietta		3			3

COVID-19: testing by laboratory

Data through Apr 18, 2021 verified as of Apr 19, 2021 at 09:25 AM

Data in this report are provisional and subject to change.

The numbers in the table below represent the number of Florida and non-Florida residents for whom test results were received by the Department of Health. A person can be tested by more than one laboratory and can have both positive and negative results. **Therefore, the sum of the numbers in each column will be larger than the total number of people tested.**

Reporting lab	Inconclusive	Negative	Positive	Percent positive	Total
PHYSICIANS CARE INC		1	2	67%	3
ADVENT HEALTH MEDICAL GROUP FAMILY MEDICINE			3	100%	3
CONCENTRA - PLANTATION		3			3
YATES COUNTY PUBLIC HEALTH		3			3
MEDEXPRESS URGENT CARE GREENSBURG		2	1	33%	3
MT CARMEL PHARMACY INC		3			3
The Good Shepherd		3			3
EMERALD TRACE		3			3
Kroger 448 - The Little Clinic Mason		3			3
KISSIMMEE URGENT CARE		3			3
ROYAL PALM RETIREMENT CENTRE		3			3
JOJAN PHARMA INC		3			3
PROHEALTH PRIMARY CARE - GLEN OAKS		3			3
CLINICA HISPANIA			3	100%	3
MID-FLORIDA PATHOLOGY LLC - MOBILE UNIT # 3		1	2	67%	3
HEALGEN SCIENTIFIC			3	100%	3
CVS MA920POCT CLINTON		3			3
MINUTECLINIC DIAGNOSTIC OF NEW MEXICO LLC #7552		3			3
GYN PATH SERVICES			3	100%	3
ESCO DRUG CO INC		3			3
BLACKWATER RIVER			3	100%	3
MEDEXPRESS URGENT CARE - ROCKAWAY		3			3
320 S TRANSIT ST		3			3
MEDEXPRESS URGENT CARE-BLOOMFIELD AVEN		2	1	33%	3
ONSLow MEMORIAL HOSPITAL LABORATORY		3			3
SCHIFF CENTER FOR LIVER DISEASES		1	2	67%	3
BAYSTATE MEDICAL CENTER		1	2	67%	3
HEARTLAND - CHARLESTON OF HANAHAN SC,		3			3
UVA HEALTH SYSTEM MEDICAL LABORATORIES			3	100%	3
LPG PEDIATRICS AT LEHIGH ACRES		2	1	33%	3
SINAI POST ACUTE NURSING AND REHAB CE		3			3
GRASSY SPRAIN PHARMACY INC		3			3
PREMIER FAMILY AND SPORTS MEDICINE		2	1	33%	3
CVS PA7611POCT ALLISON PARK		3			3
ST. LUKE'S HOSPITAL - BETHLEHEM CAMPUS		1	2	67%	3
Kroger 387 - The Little Clinic Hubbards Lane		3			3
CVS OH4359POCT HUDSON		3			3
MUNSON MEDICAL CENTER			3	100%	3
SOUTHEAST GEORGIA HEALTH SYSTEM BRUNS		3			3
SAVANNAH COVE		3			3
TEMPUS_LABS			3	100%	3
CVS NE8616POCT LINCOLN		1	2	67%	3
AKRON GENERAL MEDICAL CENTER MAIN		3			3
MEDEXPRESS URGENT CARE - DANVILLE		3			3
IOWA DEPARTMENT OF PUBLIC HEALTH			3	100%	3
AUSTIN PUBLIC HEALTH			3	100%	3
MIDWAY SPECIALTY CARE RX LLC		1	2	67%	3

COVID-19: testing by laboratory

Data through Apr 18, 2021 verified as of Apr 19, 2021 at 09:25 AM

Data in this report are provisional and subject to change.

The numbers in the table below represent the number of Florida and non-Florida residents for whom test results were received by the Department of Health. A person can be tested by more than one laboratory and can have both positive and negative results. **Therefore, the sum of the numbers in each column will be larger than the total number of people tested.**

Reporting lab	Inconclusive	Negative	Positive	Percent positive	Total
ADVANCED HEART CARE OF SOUTH FLORIDA		3			3
SIGNATURE CARE PFLUGERVILLE			3	100%	3
MEDEXPRESS URGENT CARE, CHAMBERSBURG		2	1	33%	3
CERTIVIA LABORATORIES			3	100%	3
CENTRAL DUPAGE HOSPITAL			3	100%	3
NOVANT HEALTH PRESBYTERIAN		2	1	33%	3
Hackensack Univ Medical Center At Pasc		2	1	33%	3
SANFORD MOBILE LAB			3	100%	3
WOODMARK AT UPTOWN ASSISTED LIVING		3			3
MANORCARE NURSING & REHABILITATION CENTER-NAPLES		3			3
PICHARDO CLINIC, THE		1	2	67%	3
WALGREENS NO 19542		3			3
TAMPA		1	2	67%	3
PEDIATRICS AND ADOLESCENT MEDICINE		2	1	33%	3
CVS AZ1720POCT QUEEN CREEK		3			3
CVS CA9823POCT SACRAMENTO		3			3
ADVANCED URGENT CARE CENTER OF THE UPPER KEYS		1	2	67%	3
TRISTAR WELLNESS, LLC		3			3
EXPEDIAN URGENT CARE			3	100%	3
EASTMAN HEALTHCARE & REHAB		3			3
Granville Center	1	2			3
WELLSTAR URGENT CARE SHALLOWFORD		1	2	67%	3
Kroger 571 - The Little Clinic Hendersonville		1	2	67%	3
PEDIATRICS IN NORTH FLORIDA PA			3	100%	3
MINUTECLINIC DIAGNOSTIC OF VIRGINIA, LLC #1980		3			3
GENDERXPRESS/PICTURE ME PERFECT IMAGING			3	100%	3
AMI ST FRANCIS HOSPITAL LABORATORY		2	1	33%	3
PATHOLOGY REFERENCE LAB LLC			3	100%	3
EFFINGHAM HOSP, INC, DBA EFFINGHAM HEALTH		3			3
THE DOCTORS OFFICE OF BRICK, LLC		3			3
AZALEALAND NURSING HOME		3			3
TAYLOR MANOR		1	2	67%	3
COMMUNITY MEDICAL CENTER			3	100%	3
CORNERSTONE DRUG AND GIFT INC		3			3
ADVENTHEALTH WATERMAN COMMUNITY CLINIC			3	100%	3
SUN TERRACE HEALTH CARE CENTER			3	100%	3
CVS TX19POCT SPRING		3			3
CVS TN6414POCT SMYRNA		2	1	33%	3
SOUTHCARE PHARMACY INC		1	2	67%	3
CAPTIAL REGIONAL MEDICAL CENTER			3	100%	3
THE DOCTOR'S OFFICE OF WEST CALDWELL		3			3
US SPECIALTY LABS			3	100%	3
FLORIDA HOSPITAL LABORATORIES		3			3
ATLANTIS OUTPATIENT CENTER		3			3
GULF COAST IMMEDIATE CARE CENTER		1	2	67%	3
EMORY CRAWFORD LONG HOSPITAL			3	100%	3
MURFREESBORO MEDICAL CLINIC		3			3

COVID-19: testing by laboratory

Data through Apr 18, 2021 verified as of Apr 19, 2021 at 09:25 AM

Data in this report are provisional and subject to change.

The numbers in the table below represent the number of Florida and non-Florida residents for whom test results were received by the Department of Health. A person can be tested by more than one laboratory and can have both positive and negative results. **Therefore, the sum of the numbers in each column will be larger than the total number of people tested.**

Reporting lab	Inconclusive	Negative	Positive	Percent positive	Total
WAL-MART STORES EAST LP		2	1	33%	3
Mitchell Hollingsworth Nursing and Rehab		3			3
CROSSROADS URGENT CARE PLLC		3			3
CVS PA371POCT PHILADELPHIA		3			3
BROOME COUNTY HEALTH DEPARTMENT		2	1	33%	3
CVS CA9485POCT MISSION VIEJO		3			3
SERENADES BY SONATA		1	2	67%	3
ALLIANCE LABS @LRMC			3	100%	3
MINUTECLINIC DIAGNOSTIC OF VIRGINIA, LLC #392		3			3
FLORIDA HOSPITAL PHYSICIANS GROUP		1	2	67%	3
CVS IN6757POCT COLUMBUS		3			3
MEDEXPRESS URGENT CARE - TOPEKA, SW WANAMAKER RD		3			3
ADVENTHEALTH MEDICAL GROUP ADULT AND SENIOR HEALTH			3	100%	3
CVS IL3163POCT OAK PARK		3			3
MARLBORO URGENT CARE		3			3
VA OUTPATIENT CLINIC-NEW PORT RICHEY			3	100%	3
LUCID LABORATORY SERVICES		3			3
SSM HEALTH ST LOUIS MICROBIOLOGY LABORATORY		1	2	67%	3
HOCHBERG LOWER SCHOOL		3			3
SENTARA NORFOLK GENERAL HOSPITAL CENTRAL LAB			3	100%	3
TRUE HEALTH – LAKE UNDERHILL		3			3
FLORIDA MENTOR-POINT WEST CLUSTER		3			3
LEXINGTON MEDICAL CENTER		1	2	67%	3
MONTANA PUBLIC HEALTH LAB			3	100%	3
CAMPAZZI CONCIERGE MEDICAL SERVICES		2	1	33%	3
SISD EMPLOYEE HEALTH CLINIC			3	100%	3
CVS CA9858POCT SANTA CLARITA		3			3
PROPATH			3	100%	3
SKIPPACK MEDICAL LAB			3	100%	3
BEEBE MEDICAL CENTER LABORATORY		3			3
ALLEGHENY GENERAL HOSPITAL			3	100%	3
CVS MI8091POCT FRASER		2	1	33%	3
NEW GEN LABS			3	100%	3
MINUTECLINIC DIAG OF IND, LLC #5369		2	1	33%	3
CVS SC2497POCT LEXINGTON		3			3
UHEALTH JACKSON URGENT CARE - CUTLER BAY		1	2	67%	3
MED FUSION			3	100%	3
JS HEALTHCARE		2	1	33%	3
VICAR'S LANDING NURSING HOME		2	1	33%	3
AVALON MEDICAL GROUP		1	2	67%	3
Bainbridge Health and Rehab		3			3
LOYOLA UNIVERSITY MEDICAL CENTER LABORATORY			3	100%	3
ORCHID COVE DAYTONA			3	100%	3
RCA LABORATORY SERVICES LLC			3	100%	3
EASTERN NEW MEXICO MEDICAL CENTER		3			3
HOUSTON MEDICAL CENTER			3	100%	3
CVS AZ9290POCT PHOENIX		3			3

COVID-19: testing by laboratory

Data through Apr 18, 2021 verified as of Apr 19, 2021 at 09:25 AM

Data in this report are provisional and subject to change.

The numbers in the table below represent the number of Florida and non-Florida residents for whom test results were received by the Department of Health. A person can be tested by more than one laboratory and can have both positive and negative results. **Therefore, the sum of the numbers in each column will be larger than the total number of people tested.**

Reporting lab	Inconclusive	Negative	Positive	Percent positive	Total
Glenview Terrace Nursing Center		3			3
SPARROW CENTRAL LAB			3	100%	3
CVS M05727POCT PLATTE CITY		3			3
CVS NJ1927POCT GREEN BROOK		3			3
JACKSONVILLE VA OPC			3	100%	3
SOFTLAB			3	100%	3
NHC DICKSON		3			3
MINUTECLINIC DIAGNOSTIC OF OHIO #6192		3			3
SUMMIT MEDICAL GROUP - WEST ORANGE		3			3
CROWNE HEALTH CARE OF FORT PAYNE		2	1	33%	3
St. Josephs Hospital		1	2	67%	3
COL CROSSROAD		1	2	67%	3
Cleveland Clinic Weston			3	100%	3
HELIX URGENT CARE			3	100%	3
SOFTCELL L-FORM LABORATORIES, LLC			3	100%	3
CVS CA9803POCT RIVERSIDE		3			3
SOUTH LAKE FAMILY HEALTH CENTER			3	100%	3
NEXTCARE WYOMING LLC			3	100%	3
CARECENTER PHARMACY, LLC		3			3
NORTHEAST FLORIDA INTERNAL MEDICINE PA		3			3
MINUTECLINIC DIAGNOSTIC OF NEVADA-9586		2	1	33%	3
RICHMOND CITY DEPARTMENT OF PUBLIC HEALTH			3	100%	3
CVS MA654POCT ACTON		3			3
BAPTIST OUTPATIENT SERVICES			3	100%	3
USCG ABBOTT BINAXNOW		2	1	33%	3
ESTERO FIRE RESCUE		3			3
MEDEXPRESS URGENT CARE - BRIDGEVILLE		3			3
CLEARWATER		2	1	33%	3
Wynfield Park Health and Rehabilitation		3			3
ADVENTHEALTH SEBRING- INFECTION CONTROL DEPARTMENT			3	100%	3
LIFE CARE CENTER OF SKAGIT VALLEY		3			3
MERCY HEALTH			3	100%	3
CARESPOT-WELLINGTON			3	100%	3
LAURELLWOOD NURSING CENTER		1	2	67%	3
SCIENTIFIC LABORATORY DIVISION			3	100%	3
VA PRIMARY CARE ANNEX			3	100%	3
THE OASIS BEACHSIDE		3			3
ACL LABORATORIES INDUSTRIAL TOXICOLOGY			3	100%	3
HARBORCHASE OF STUART			3	100%	3
PRISMA HEALTH MIDLANDS			3	100%	3
HARBOUR'S EDGE		2	1	33%	3
MARTIN MEDICAL CENTER INC		1	2	67%	3
OHIO DEPARTMENT OF HEALTH LABORATORY		2	1	33%	3
HALIFAX HEALTH CARE FOR WOMEN		3			3
CENTURY LINK SPORTS COMPLEX			3	100%	3
INSPIRA MEDICAL CENTER VINELAND LAB		2	1	33%	3
VELOCITY CARE			3	100%	3

COVID-19: testing by laboratory

Data through Apr 18, 2021 verified as of Apr 19, 2021 at 09:25 AM

Data in this report are provisional and subject to change.

The numbers in the table below represent the number of Florida and non-Florida residents for whom test results were received by the Department of Health. A person can be tested by more than one laboratory and can have both positive and negative results. **Therefore, the sum of the numbers in each column will be larger than the total number of people tested.**

Reporting lab	Inconclusive	Negative	Positive	Percent positive	Total
MEDEXPRESS URGENT CARE-SELINGSGROVE		2	1	33%	3
CALLE OCHO DIALYSIS			3	100%	3
MINUTECLINIC DIAGNOSTIC, PA		3			3
SPRING LAKE REHABILITATION CENTER			3	100%	3
PRIMARY CARE CENTER OF LAKE CITY, THE			3	100%	3
CVS OH2486POCT NILES		1	2	67%	3
C19 LABS			3	100%	3
MINUTECLINIC DIAGNOSTIC PA #3344		3			3
FAMILY TREE MEDICAL GROUP PA		2	1	33%	3
ADVANCE FAMILY PRACTICE LLC□			3	100%	3
Broadview Multi-Care Center		3			3
IP BOISE 1		2	1	33%	3
JERSEY IRISH MEDICAL (DBA AFC URGENT C		2	1	33%	3
CVS TX7156POCT RICHARDSON		3			3
MINUTECLINIC DIAGNOSTIC OF PA LLC		3			3
KIDSVILLE PEDIATRICS IV PA		1	2	67%	3
SCRIPPS CLINIC MEDICAL			3	100%	3
CVS IL2297144CV CHICAGO		3			3
2412 LEBANON PIKE		2	1	33%	3
MEDEXPRESS URGENT CARE - JEANNETTE		3			3
MEDEXPRESS URGENT CARE - CEDAR KNOLLS		3			3
CVS OH6164POCT DELAWARE		3			3
LITTLE SPURS PEDIATRIC URGENT CARE		1	2	67%	3
EASTSIDE MEDICAL CENTER		3			3
RIGHT AT HOME			3	100%	3
BROOKDALE ALTAMONTE SPRINGS			3	100%	3
MINUTECLINIC DIAGNOSTIC OF WISCONSIN,		3			3
BOLING, STEPHANIE		3			3
PEDIATRICS BY THE SEA JOG RD OFFICE			3	100%	3
PREMIER MOBILE HEALTH SERVICES, LLC		1	2	67%	3
LIVINGSTON COUNTY DEPT OF HEALTH REPRO			3	100%	3
MEDEXPRESS URGENT CARE, HERMITAGE		1	2	67%	3
VIRGINIA DEPARTMENT OF HEALTH DIVISION OF			3	100%	3
WALGREENS # 09788		3			3
MEDEXPRESS URGENT CARE-CLOQUET		3			3
NOVA SOUTHEASTERN UNIVERSITY		2	1	33%	3
TUFTS MEDICAL CENTER			3	100%	3
SUNDALE NURSING HOME		3			3
HILLVIEW LABORATORY			3	100%	3
CORMEUM LAB SERVICES, LLC			3	100%	3
OMNI HEALTHCARE INC		1	2	67%	3
GREATER MOBILE URGENT CARE – SPRINGHILL			3	100%	3
LAB PLUS, LLC AT ASCENSION SAINT THOMA		3			3
LEGACY ER AND URGENT CARE			3	100%	3
HEALTH AND WELLNESS URGENT CARE LLC			3	100%	3
MINUTECLINIC, LLC #05891		2	1	33%	3
PARRISH MEDICAL CENTER-WAIVED TESTING		3			3

COVID-19: testing by laboratory

Data through Apr 18, 2021 verified as of Apr 19, 2021 at 09:25 AM

Data in this report are provisional and subject to change.

The numbers in the table below represent the number of Florida and non-Florida residents for whom test results were received by the Department of Health. A person can be tested by more than one laboratory and can have both positive and negative results. **Therefore, the sum of the numbers in each column will be larger than the total number of people tested.**

Reporting lab	Inconclusive	Negative	Positive	Percent positive	Total
SEMINOLE FAMILY HEALTH CENTER		3			3
BOSTON MEDICAL CENTER			3	100%	3
MINUTECLINIC DIAG OF IND, LLC #6908		3			3
UNIVERSITY URGENT CARE			3	100%	3
NORTH SHORE HOSP. INFECTION CONTROL			3	100%	3
Wilkes-Barre VAMC		3			3
NORTHWELL HEALTH			3	100%	3
MEDEXPRESS URGENT CARE - ANDERSON		3			3
OHIO HEALTH DOCTORS HOSPITAL			3	100%	3
NORTHERN LIGHT LABORATORY		1	2	67%	3
FAMILY FIRST PEDIATRICS			3	100%	3
CVS CA9492POCT YORBA LINDA		3			3
CVS IL8753POCT CHICAGO		3			3
FRESENIUS KIDNEY CARE			3	100%	3
TAMPA INTERNATIONAL AIRPORT			3	100%	3
MEDEXPRESS URGENT CARE - HACKETTSTOWN		2	1	33%	3
INTERNAL MEDICINE & PEDIATRICS WELLNESS CENTER			3	100%	3
Maryfield Inc. dba Pennybyrn		3			3
CVS MA1945POCT HANOVER		3			3
VIRGINIA DIVISION OF CONSOLIDATED LABORATORIES			3	100%	3
HOMELAND CENTER		3			3
FAMILY CARE SPECIALISTS OF ORLANDO			3	100%	3
HARBORCHASE OF GAINESVILLE			3	100%	3
CVS KS676POCT LAWRENCE		2	1	33%	3
MEDEXPRESS URGENT CARE - RICHMOND, W BROAD ST		3			3
15 TO KNOW			3	100%	3
MINUTECLINIC, LLC #05814		3			3
MANATEE URGENT CARE LLC			3	100%	3
MEDEXPRESS URGENT CARE-ARLINGTON		2	1	33%	3
CVS OH6167POCT ASHLAND		3			3
CVS MA969POCT PALMER		3			3
CVS MO10151POCT SPRINGFIELD		2	1	33%	3
GUTHRIE CORNING HOSPITAL LABORATORY		3			3
FREDERICK MEMORIAL HOSPITAL			3	100%	3
ACCESS LABORATORIES LLC			3	100%	3
CARTERSVILLE MEDICAL CENTER		1	2	67%	3
ALLIED PHYSICIANS GROUP PLLC		3			3
Michael J Crescenz VA Outpatient Dialysis Center		3			3
BRADENTON PHYSICIAN MEDICAL CENTER			3	100%	3
BOONES CREEK URGENT CARE		1	2	67%	3
CVS PA7132POCT THORNDALE		3			3
Lakeview Village		3			3
FOUR WINDS BEHAVIORAL HEALTH		3			3
COOPER UNIVERSITY HOSPITAL LABORATORY		2	1	33%	3
DOCTOR 4 U CLINIC		1	2	67%	3
John Knox Manor Inc II		2	1	33%	3
PINELLAS PARK HEALTH CENTER - PINELLAS CHD		1	2	67%	3

COVID-19: testing by laboratory

Data through Apr 18, 2021 verified as of Apr 19, 2021 at 09:25 AM

Data in this report are provisional and subject to change.

The numbers in the table below represent the number of Florida and non-Florida residents for whom test results were received by the Department of Health. A person can be tested by more than one laboratory and can have both positive and negative results. **Therefore, the sum of the numbers in each column will be larger than the total number of people tested.**

Reporting lab	Inconclusive	Negative	Positive	Percent positive	Total
PENSACOLA MEDICAL CLINIC LLC			3	100%	3
HOPE HEALTH CARE, LLC		3			3
LEE CONVENIENT CARE AT SUMMERLIN			3	100%	3
CVS AZ7841POCT TUCSON		3			3
CVS TX7675POCT RED OAK		1	2	67%	3
HOLY CITY MED URGENT CARE			3	100%	3
CVS MN663POCT APPLE VALLEY		2			2
LAREDO EMERGENCY ROOM			2	100%	2
SCIENTIFIC LABORATORY COMPANY		2			2
MINUTECLINIC DIAG OF IND, LLC #4368		2			2
Kroger 519 - The Little Clinic Georgesville Square		2			2
CHNJ		2			2
EXCUSED ABSENCE PLLC		2			2
CARENOW LENEXA			2	100%	2
THE FOUNTAIN AT BOCA CIEGA BAY		2			2
Kroger 101 - The Little Clinic Hill Top		2			2
Harbor House		2			2
Imboden Creek Living Center		2			2
CARINGPLUS HOMECARE LLC		1	1	50%	2
ST. JOSEPH REGIONAL MEDICAL CENTER			2	100%	2
Southern Pines Healthcare Center		1	1	50%	2
SOUTHEAST GEORGIA HEALTH SERVICES, LLC		2			2
PEACEHEALTH CENTRAL		2			2
CENTRAL FLORIDA FAMILY HEALTH CENTER		2			2
PATIENT FIRST-BATTLEFIELD			2	100%	2
ST LUKES HOSPITAL			2	100%	2
ONslow COUNTY HEALTH DEPARTMENT			2	100%	2
U OF MIAMI MILLER SCHOOL OF MEDICINE			2	100%	2
Walgreens #10207		2			2
Kroger 549 - The Little Clinic Clinton Highway		2			2
CVS MA915POCT BEVERLY		1	1	50%	2
LAKE SUCCESS EXTENDED CARE		2			2
INTERMOUNTAIN MEDICAL CENTER			2	100%	2
VENETIAN GARDENS		2			2
DOWN HOME MEDICAL			2	100%	2
CVS IN6559POCT AVON		2			2
87TH MEDICAL GROUP – MCGUIRE AMBULATORY CARE FACILITY		2			2
MIDDLE TENN MENTAL HEALTH INSTITUTE		2			2
NORTHSIDE FAMILY MEDICINE AND URGENT CARE (HOLLY SPRINGS)		2			2
SENECA HEALTH CARE CENTER		2			2
Durham VAMC		2			2
WURLAND NURSING AND REHABILITATION, L		2			2
MEDEXPRESS URGENT CARE - LODI		2			2
ManorCare Rehab Center of Marietta		2			2
BAYFRONT CARDIOVASCULAR ASSOCIATES		1	1	50%	2
NSUH AT SYOSSET		2			2
COLONIAL VILLA GOOD SAMARITAN CENTER		2			2

COVID-19: testing by laboratory

Data through Apr 18, 2021 verified as of Apr 19, 2021 at 09:25 AM

Data in this report are provisional and subject to change.

The numbers in the table below represent the number of Florida and non-Florida residents for whom test results were received by the Department of Health. A person can be tested by more than one laboratory and can have both positive and negative results. **Therefore, the sum of the numbers in each column will be larger than the total number of people tested.**

Reporting lab	Inconclusive	Negative	Positive	Percent positive	Total
OSF SAINT FRANCIS MEDICAL CENTER			2	100%	2
MEMORIAL HOSPITAL OF SOUTH BEND			2	100%	2
ORLANDO LUTHERAN TOWERS		1	1	50%	2
BAPTIST HEALTH PRIMARY CARE AT DORAL			2	100%	2
AMERICAN RESEARCH CENTERS OF FLORIDA			2	100%	2
ACN PHYSICIANS GROUP CORP			2	100%	2
CVS MO5724POCT KANSAS CITY		2			2
NORTON IMMEDIATE CARE CENTER - PRESTON			2	100%	2
INSPIRE HEALTHCARE CENTER			2	100%	2
ASANTE THREE RIVERS MEDICAL CENTER LAB		2			2
GUARDIAN HOME CARE OF CENTRAL GEORGIA		2			2
CVS OH2381POCT LEWIS CENTER		2			2
CVS IN6608POCT NEW PALESTINE			2	100%	2
Kroger 686 - The Little Clinic Farragut		2			2
THE EDGEWATER AND WATERMAN VILLAGE			2	100%	2
BAPTIST HOSPITAL OF MIAMI MCI BROWARD LABORATORY			2	100%	2
UNIVERSITY COMMUNITY HEALTH SERVICES		1	1	50%	2
ROYAL CARE MEDICAL CENTER			2	100%	2
MEASE COUNTRYSIDE HOSPITAL CARDIAC REH			2	100%	2
PruittHealth Lakehaven		2			2
CVS MD1490POCT GAITHERSBURG		2			2
ROBERTS WESLEYAN COLLEGE HEALTH CENTE		2			2
FIRST PREVENTION AND DIALYSIS CENTER LLC			2	100%	2
MEDSTAR HARBOR HOSPITAL			2	100%	2
ALABAMA REFERENCE LAB			2	100%	2
Workmens Circle Multicare Center		2			2
PRECISION DIAGNOSTIC INC		2			2
DELAWARE DIAGNOSTICS LABS			2	100%	2
BUCKINGHAM PAVILION INC		2			2
BOSTON PUBLIC HEALTH COMMISSION			2	100%	2
PALMETTO BAY MEDICAL CENTER		1	1	50%	2
UHEALTH CARDIOLOGY			2	100%	2
HARRINGTON PARK HEALTH AND REHAB		2			2
NIAGARA APOTHECARY INC		2			2
US LABS		2			2
DELRAY BEACH HEALTH DEPT LAB			2	100%	2
OAKMONT OF UNION SC, LLC		2			2
Kroger 441 - The Little Clinic Middletown		2			2
HOLY FAMILY MEDICAL CENTER		1	1	50%	2
COOPER CLINIC			2	100%	2
MEMORIAL HOSPITAL WEST			2	100%	2
TRINITAS REGIONAL MEDICAL CENTER		1	1	50%	2
Piney Grove Nursing and Rehabilitation Center		2			2
METHODIST HEALTHCARE - MEMPHIS HOSP		2			2
TMH EC NORTHEAST LABORATORY			2	100%	2
ST ANTHONY COMMUNITY HOSPITAL LAB		1	1	50%	2
SIMMONS			2	100%	2

COVID-19: testing by laboratory

Data through Apr 18, 2021 verified as of Apr 19, 2021 at 09:25 AM

Data in this report are provisional and subject to change.

The numbers in the table below represent the number of Florida and non-Florida residents for whom test results were received by the Department of Health. A person can be tested by more than one laboratory and can have both positive and negative results. **Therefore, the sum of the numbers in each column will be larger than the total number of people tested.**

Reporting lab	Inconclusive	Negative	Positive	Percent positive	Total
ADVANCED MEDICAL CARE			2	100%	2
CVS NV2989POCT NORTH LAS VEGAS		1	1	50%	2
Manorcare Health Services - Williamsport South		2			2
ASSOCIATES IN INTERNAL MEDICINE PA			2	100%	2
MIDDLEBURG VA CBOC		2			2
AFC PHYSICIANS OF FLORIDA, PA			2	100%	2
GRACE HEALTHCARE OF LAKE WALES		1	1	50%	2
MANISTEE COUNTY MEDICAL CARE FACILITY		2			2
BELLIN HOSPITAL			2	100%	2
UNIVERSITY OF MIAMI SCCC RESEARCH LABORATORY			2	100%	2
DIAGNOSTIC AFFILIATES			2	100%	2
SHANDS JACKSONVILLE CLINICAL CENTER		1	1	50%	2
LEGACY ER & URGENT CARE - FRISCO WEST			2	100%	2
CQUENTIA NGS, LLC			2	100%	2
CIRRUS DX			2	100%	2
GOLISANO PEDIATRICS PORT CHARLOTTE HARBOR		2			2
ST ANTHONY'S PINELLAS CARE CLINIC			2	100%	2
Delaware Court Healthcare Center		2			2
PPD CLINICAL RESEARCH UNIT			2	100%	2
The Friendly Home		2			2
BAYCARE LABORATORIES			2	100%	2
HANOVER ENDOSCOPY CENTER		2			2
ADVENTHEALTH CENTRA CARE POINCIANA			2	100%	2
Robert Cranfield			2	100%	2
VALUE DRUGS BRONXVILLE INC		2			2
Jersey City Medical Center		2			2
MILFORD REGIONAL HOSPITAL			2	100%	2
BIRMINGHAM INTERNAL MEDICINE ASSOCIATE		1	1	50%	2
CARE ATC ARLINGTON CENTRAL PARK		2			2
PHYSICIANS PREMIER			2	100%	2
SENDER RETREAT ADULT DAY CARE CENTERS			2	100%	2
ABRAKIDABRA PEDIATRIC CLINIC LLC			2	100%	2
WE CARE HOME HEALTH SOLUTIONS LLC			2	100%	2
EXPRESS CARE WALK-IN CLINIC			2	100%	2
HIGHLAND PARK LAKEWOOD PRESTON HOLLOW			2	100%	2
John L. McClellan Memorial Veterans Hospital		2			2
Kroger 407 - The Little Clinic Lexington		1	1	50%	2
GENETIC ASSAYS INC			2	100%	2
ManorCare Health Services Peters Township		2			2
ORMOND BEACH URGENT CARE			2	100%	2
AdventHealth Care Center Orlando North			2	100%	2
MISSION HOSPITAL REGIONAL MEDICAL CENTER			2	100%	2
CARE NOW DENTON			2	100%	2
MINUTECLINIC MINUTECLINIC #4978		1	1	50%	2
Walgreens #9278		2			2
Manorcare Health Services West Reading North		2			2
CORNELIA REDDY URGENT CARE		2			2

COVID-19: testing by laboratory

Data through Apr 18, 2021 verified as of Apr 19, 2021 at 09:25 AM

Data in this report are provisional and subject to change.

The numbers in the table below represent the number of Florida and non-Florida residents for whom test results were received by the Department of Health. A person can be tested by more than one laboratory and can have both positive and negative results. **Therefore, the sum of the numbers in each column will be larger than the total number of people tested.**

Reporting lab	Inconclusive	Negative	Positive	Percent positive	Total
RAPID URGENT CARE - ALBANY			2	100%	2
FHPG SURGICAL ASSOCIATES OF EAST PASCO			2	100%	2
AGILE URGENT CARE			2	100%	2
Green Mountain Nursing and Rehabilitation		2			2
VOLUNTEERS OF AMERICA OF FLORIDA			2	100%	2
TEXAS HEALTH CARE			2	100%	2
IM&P WELLNES CENTER			2	100%	2
QUALITY URGENT CARE CENTER		1	1	50%	2
ASANTE ROGUE REGIONAL MEDICAL CENTER L		2			2
PALOS COMMUNITY HOSPITAL LABORATORY			2	100%	2
Stillwater Healthcare		2			2
CHARLOTTE COUNTY HEALTH DEPARTMENT			2	100%	2
CVS NC3514POCT STANLEY		2			2
CIGNA GATEWAY			2	100%	2
RENE F CEDENO DMD PA		2			2
FASTCARE LLC			2	100%	2
FLAGLER PROFESSIONAL HEALTH CAE SERVICES INC		2			2
NAVAL BRANCH MEDICAL CLINIC			2	100%	2
JERSEY IRISH MEDICAL		2			2
ST. VINCENT HOSPITAL			2	100%	2
DAVENPORT PEDIATRICS CLERMONT			2	100%	2
MAINE CENTER FOR DISEASE CONTROL AND PREVENTION			2	100%	2
FKC AMELIA ISLAND DIALYSIS			2	100%	2
Kroger 853 - The Little Clinic East Broad Street		2			2
Kroger 619 - The Little Clinic Hendersonville Indian Lake		2			2
MOBILE HEALTH LABS LLC			2	100%	2
Henry County Health and Rehabilitation		2			2
Lenawee Medical Care Facility		2			2
Crowne Health Care of Mobile		2			2
MIDWAY SPECIALTY CARE CENTER INC		2			2
Northport VAMC		2			2
WALGREENS #13605		2			2
MADISON HOSPITAL LABORATORY			2	100%	2
Buena Vista Care Center		2			2
Kroger 777 - The Little Clinic Shelbyville		1	1	50%	2
UPSON REGIONAL MEDICAL CENTER		1	1	50%	2
RIVER CITY MEDICAL ASSOCIATES, INC			2	100%	2
BAYCARE OUTREACH LAB			2	100%	2
HAWAII DEPARTMENT OF HEALTH			2	100%	2
Cedar Valley Nursing & Rehab Center		2			2
UPS			2	100%	2
UTMB PATHOLOGY CLINICAL SERVICES LABORATORY			2	100%	2
BLOSSOMS ASSISTED LIVING 1 LLC			2	100%	2
Good Samaritan Society-Blackduck		1	1	50%	2
St. Luke's Care Center		2			2
LINIL VISITING NURSES, INC		2			2
MONICE DR.			2	100%	2

COVID-19: testing by laboratory

Data through Apr 18, 2021 verified as of Apr 19, 2021 at 09:25 AM

Data in this report are provisional and subject to change.

The numbers in the table below represent the number of Florida and non-Florida residents for whom test results were received by the Department of Health. A person can be tested by more than one laboratory and can have both positive and negative results. **Therefore, the sum of the numbers in each column will be larger than the total number of people tested.**

Reporting lab	Inconclusive	Negative	Positive	Percent positive	Total
BAPTIST HEALTH LEXINGTON			2	100%	2
PINARD HOME HEALTH SERVICES INC			2	100%	2
AMEDISYS HOME HEALTH OF GREENVILLE			2	100%	2
UT AUSTIN UNIVERSITY HEALTH SERVICES			2	100%	2
Macon Valley Nursing and Rehabilitation Center		2			2
A+ URGENT/PRIMARY CARE			2	100%	2
ST JOSEPH'S HOSPITAL INC			2	100%	2
CVS IL8744POCT BROOKFIELD		2			2
UNITY LONGPOND		2			2
Church Creek SNF			2	100%	2
WARE EXPRESS CARE			2	100%	2
ADVENTHEALTH MEDICAL GROUP FAMILY AND INTERNAL		1	1	50%	2
SUMMIT CLINICAL LABORATORIES LLC			2	100%	2
DALLAS MEDICAL CENTER			2	100%	2
CVS TX7603POCT SAGINAW		2			2
Walgreens #9890		2			2
MEMORIAL HOSPITAL OF CARBONDALE			2	100%	2
CPL LABS			2	100%	2
HEALTH & REHAB CTR AT DOLPHINS VIEW, THE			2	100%	2
COASTAL MEDICAL LAB			2	100%	2
Fox Subacute at Warrington		2			2
MYKIDZMD PEDIATRICS PLLC		2			2
EAST CORE LAB			2	100%	2
HOUSTON HEALTH DEPARTMENT - BUREAU OF LABORATORY SERVICES			2	100%	2
EASTLAKE MEDICAL CENTER		2			2
Kroger 096 - The Little Clinic Orchard and Holly		2			2
HOME CARE PHARMACY OF PALM COAST INC		2			2
NORTHEAST FLORIDA HEALTH SERVICES, INC DBA FAMILY HEALTH SOURCE			2	100%	2
BIONIC TECHNOLOGIES CORPORATION			2	100%	2
MEDRITE MEDICAL CARE PC		2			2
BOCA RATON REGIONAL HOSPITAL INC			2	100%	2
New Jersey Aim At Smg		2			2
MEDEXPRESS URGENT CARE - SPRINGFIELD, COOLEY ST		2			2
OCEAN MEDICAL CENTER		1	1	50%	2
Kroger 647 - The Little Clinic Newnan Crossings		1	1	50%	2
MEDEXPRESS URGENT CARE - VINELAND S MA		2			2
MEDEXPRESS URGENT CARE-MT PLEASANT		1	1	50%	2
VELOCITY URGENT CARE			2	100%	2
UNIVERSITY OF MIAMI HOSPITALS & CLINIC			2	100%	2
FLORIDA DEPARTMENT OF HEALTH IN LEE COUNTY		1	1	50%	2
CHRISTUS SPOHN HOSPITAL			2	100%	2
CVS OH5457POCT POWELL		2			2
AMICUS MEDICAL CENTER LLC			2	100%	2
CITRUS DERMATOLOGY			2	100%	2
Bethel Lutheran Home		2			2
CLEVELAND CLINIC FLORIDA LABORATORY			2	100%	2
PTC LABORATORIES			2	100%	2

COVID-19: testing by laboratory

Data through Apr 18, 2021 verified as of Apr 19, 2021 at 09:25 AM

Data in this report are provisional and subject to change.

The numbers in the table below represent the number of Florida and non-Florida residents for whom test results were received by the Department of Health. A person can be tested by more than one laboratory and can have both positive and negative results. **Therefore, the sum of the numbers in each column will be larger than the total number of people tested.**

Reporting lab	Inconclusive	Negative	Positive	Percent positive	Total
ST. ELIZABETH HEALTHCARE			2	100%	2
PEACE RIVER MEDICAL CENTER		2			2
SAMARITAN PACIFIC COMMUNITIES HOSPITAL		2			2
HUMILITY OF MARY HEALTH PARTNERS			2	100%	2
GRANDVIEW COLLEGE STUDENT HEALTH CENTE		2			2
GOLDSTEIN			2	100%	2
Domiciliary Rehab & Residential Treatment Program		2			2
SCHEURER HOSPITAL		2			2
FLORIDA KEYS PED & ADOLES CTR			2	100%	2
METHODIST MANSFIELD MEDICAL CENTER			2	100%	2
Alden Des Plaines			2	100%	2
BERNHARDT LABORATORIES INC			2	100%	2
HAILE MEDICAL GROUP PA		2			2
University Center East			2	100%	2
CROSSROADS			2	100%	2
ANNE ARUNDEL MEDICAL CENTER			2	100%	2
Covington Care Nursing and Rehabilitation		2			2
LARKIN COMMUNITY HOSPITAL PALM SPRINGS CAMPUS		1	1	50%	2
ALL PEDIATRIC CARE PA			2	100%	2
EXPRESSCARE URGENT CARE CENTER			2	100%	2
COVANCE			2	100%	2
JRS LABORATORY			2	100%	2
TULANE MEDICAL CENTER			2	100%	2
MEDEXPRESS URGENT CARE - DERBY N ROCK		2			2
INTERNAL MEDICINE SPECIALISTS MEDICAL GROUP, PA		2			2
MC DIAGNOSTIC OF CONNECTICUT, PC #252		1	1	50%	2
SOUTH TAMPA AFTER HOURS CLINIC			2	100%	2
NORTHSIDE FAMILY MEDICINE AND URGENT CARE (EAST COBB)		2			2
SOWAL HEALTH & DRUG			2	100%	2
WELLSTAR DOUGLAS HOSPITAL LABORATORY		2			2
Kroger 739 - The Little Clinic La Grange Road		2			2
MEDEXPRESS URGENT CARE - WEXFORD		2			2
NOVA SOUTHEASTERN UNIVERSITY - STUDENT MEDICAL CTR			2	100%	2
GILA REGIONAL MEDICAL CENTER		2			2
SUNBRIDGE CARE & REHAB FOR DECATUR		2			2
TRICORE REFERENCE LABORATORY		1	1	50%	2
FL DEPT OF HEALTH MARION COUNTY MOBILE HEALTH UNIT			2	100%	2
HEAD 2 TOE PEDIATRICS, PLLC		1	1	50%	2
ELMHURST MEMORIAL HOSPITAL			2	100%	2
MILLERSVILLE UNIVERSITY HEALTH SERVICE		2			2
Life Care Center of Elyria		2			2
MEDEXPRESS URGENT CARE - BROOKHAVEN		2			2
INA		1	1	50%	2
CVS AZ33POCT TEMPE		2			2
MOBILE COUNTY HEALTH DEPARTMENT		1	1	50%	2
QUEST DIAGNOSTICS INCORPORATED			2	100%	2
OHSU LABORATORY SERVICES		2			2

COVID-19: testing by laboratory

Data through Apr 18, 2021 verified as of Apr 19, 2021 at 09:25 AM

Data in this report are provisional and subject to change.

The numbers in the table below represent the number of Florida and non-Florida residents for whom test results were received by the Department of Health. A person can be tested by more than one laboratory and can have both positive and negative results. **Therefore, the sum of the numbers in each column will be larger than the total number of people tested.**

Reporting lab	Inconclusive	Negative	Positive	Percent positive	Total
TWIN LAKES REHAB & HEALTHCARE		2			2
ATHENA CARE RESOURCES LLC		2			2
DEVLAB, LLC			2	100%	2
BRANDYWYNE HEALTH CARE CENTER			2	100%	2
THE HOSPITAL OF PROVIDENCE EMERGENCY ROOM			2	100%	2
UW HOSPITAL AND CLINICS		1	1	50%	2
EAST CENTRAL REGIONAL HOSPITAL GRACEWO		2			2
PM PEDIATRICS OF SELDEN, PLLC		2			2
ORCHARD LABORATORIES			2	100%	2
STUART SURGERY CENTER, LLC			2	100%	2
Tuscola County Medical Care Community		2			2
HOLSTON MEDICAL GROUP		2			2
UT PATH			2	100%	2
RABI SINHA, MD		2			2
DOCTOR'S IN-HOUSE LAB/COMMUNITY HEALTH CENTERS OF PINELLAS – JOHNNIE R			2	100%	2
AUGUSTA HEALTH SKILLED CARE			2	100%	2
MASSENA HOSPITAL LABORATORY		2			2
MEDEXPRESS URGENT CARE - WICHITA, N MAIZE RD		1	1	50%	2
APPLING NURSING & REHABILITATION PAVIL		2			2
First Care Living Center/Essentia Health			2	100%	2
ONTARIO COUNTY PUBLIC HEALTH		2			2
RDX BIOSCIENCE INC			2	100%	2
PANCARE HEALTH - SNEADS ELEMENTARY			2	100%	2
BAPTIST HOSPITAL INTERNAL MEDICINE GULF BREEZE			2	100%	2
Edinboro Manor		2			2
Kroger 687 - The Little Clinic Sugar Hill		1	1	50%	2
DAYTON CHILDRENS HOSPITAL LAB			2	100%	2
CAROLINAS HEALTHCARE SYSTEM LAB			2	100%	2
KJ MEDICAL PRACTICE PC		2			2
GULF COAST REGIONAL MEDICAL CARE		2			2
CVS MA2600POCT WEYMOUTH		1	1	50%	2
WELL-KEY URGENT CARE SEVIERVILLE			2	100%	2
MINUTECLINIC DIAGNOSTIC, PA #10252		2			2
PROSPECT URGENT CARE			2	100%	2
MIAMI DADE MEDICAL RESEARCH INSTITUTE			2	100%	2
TALLAHASSEE MEMORIAL HEALTHCARE FAMILY MED RESIDENCY			2	100%	2
TWELVE OAKS RECOVERY CENTER			2	100%	2
CORNERSTONE MEDICAL CARE OF BRANDON		2			2
PREVENTIVE HEALTH PARTNERS I L S C		2			2
BRENTWOOD AT FORE RANCH			2	100%	2
MEMORIAL HEALTH SYSTEM		1	1	50%	2
JFK MEDICAL CENTER LABORATORY DEPT		2			2
ROCKWALL URGENT CARE			2	100%	2
BAYMEADOWS PRIMARY CARE		2			2
OAKMONT EAST- GREENVILLE SC, LLC		2			2
UWMC MONTLAKE DEPT OF LAB MED			2	100%	2
CVS NV5942POCT LAS VEGAS		2			2

COVID-19: testing by laboratory

Data through Apr 18, 2021 verified as of Apr 19, 2021 at 09:25 AM

Data in this report are provisional and subject to change.

The numbers in the table below represent the number of Florida and non-Florida residents for whom test results were received by the Department of Health. A person can be tested by more than one laboratory and can have both positive and negative results. **Therefore, the sum of the numbers in each column will be larger than the total number of people tested.**

Reporting lab	Inconclusive	Negative	Positive	Percent positive	Total
PUBLIX PHARMACY #1048		2			2
CHOTA COMMUNITY HEALTH SERVICES		1	1	50%	2
UK HEALTHCARE			2	100%	2
ADVENT HEALTH - OWASA			2	100%	2
NEW YORK CITY CENTRAL COVID			2	100%	2
MEDEXPRESS URGENT CARE - SPRINGDALE, S 40TH STREET		2			2
JACKSON LABORATORY OF GENOMIC MEDICINE		2			2
BEAUFORT MEMORIAL			2	100%	2
MAWD PATHOLOGY GROUP			2	100%	2
GULF COAST MEDICAL CENTER RESPIRATORY CARE			2	100%	2
LEXINGTON PLACE			2	100%	2
POINTE MEDICAL SERVICES INC			2	100%	2
PINELLAS CHD - CLEARWATER		1	1	50%	2
SOUTHERN SURGICAL ARTS		2			2
NORTHSIDE FAMILY MEDICINE AND URGENT CARE (CUMMING)		2			2
CONCENTRA - PLANT CITY		2			2
CARELINE PHARMACY AND HEALTHCARE SERVICES		1	1	50%	2
STEWART ST ELIZABETH MEDICAL CENTER			2	100%	2
APPLECARE VALDOSTA			2	100%	2
PRIMACARE MEDICAL LAKEWOOD			2	100%	2
SPRING HILL REGIONAL HOSPITAL			2	100%	2
COMPLETE HEALTH MEDICAL CENTER			2	100%	2
Beth Sholom Home of Eastern Virginia		1	1	50%	2
MAYO CLINIC GROUP PRACTICE LABORATORY			2	100%	2
ADVANTA ANALYTICAL LABORATORIES			2	100%	2
MEDEXPRESS URGENT CARE-SALINA, S 9TH ST		2			2
MEDEXPRESS URGENT CARE CHICOPEE		1	1	50%	2
SALEM VAMC		2			2
SYNEOS HEALTH			2	100%	2
MEDPOST - NORTH DALLAS			2	100%	2
Absolut Care at Three Rivers		2			2
MARIANNA CBOC		2			2
SUMMERFIELD RETIREMENT LIVING, INC			2	100%	2
Fairhaven Retirement Community		2			2
WHITESANDS OUTPATIENT TREATMENT		2			2
MEMORIAL SLOAN KETTERING CANCER CENTER		1	1	50%	2
INTEGRITY CLINICAL RESEARCH CENTER INC		1	1	50%	2
THE CLUB AT BOYNTON BEACH, LLC			2	100%	2
PHOEBE SUMTER MEDICAL CENTER LABORATORY		2			2
STUDENT HEALTH SERVICES			2	100%	2
DMC UNIVERSITY LABORATORIES		1	1	50%	2
ROPER HOSPITAL			2	100%	2
MEDEXPRESS URGENT CARE PENNSVILLE		2			2
WEST HOUSTON MEDICAL CENTER			2	100%	2
GET WELL EXPRESS URGENT CARE & WALK-IN CLINIC			2	100%	2
ADVENTHEALTH IMAGING PARTIN SETTLEMENT			2	100%	2
INTEAM HEALTH, INC.			2	100%	2

COVID-19: testing by laboratory

Data through Apr 18, 2021 verified as of Apr 19, 2021 at 09:25 AM

Data in this report are provisional and subject to change.

The numbers in the table below represent the number of Florida and non-Florida residents for whom test results were received by the Department of Health. A person can be tested by more than one laboratory and can have both positive and negative results. **Therefore, the sum of the numbers in each column will be larger than the total number of people tested.**

Reporting lab	Inconclusive	Negative	Positive	Percent positive	Total
DUBOIS CONTINUUM OF CARE COMMUNITY INC		2			2
INTEGRATED REGIONAL LABS			2	100%	2
LIFETIME FAMILY URGENT CARE			2	100%	2
URGENT CARE AND SURGERY CENTER			2	100%	2
Manor Care-Kingston Court of York PA, LLC		2			2
FLORIDA PRIMARY CARE CENTER PA		2			2
NEMOURS CHILDREN'S PRIMARY CARE OF VERO BEACH			2	100%	2
MEDEXPRESS URGENT CARE - OMAHA N 72 ST		2			2
DURAND SENIOR CARE & REHAB CENTER		2			2
KANSAS CITY VA MEDICAL CENTER			2	100%	2
WyndRidge Health & Rehabilitation		2			2
JOHN D. ARCHBOLD MEM. HOSPITAL			2	100%	2
MERCY CONVENIENT CARE			2	100%	2
PUTNAM COUNTY PUBLIC HEALTH UNIT		2			2
FALMOUTH HOSPITAL		1	1	50%	2
NLC LABS			2	100%	2
LAKEVIEW HEALTH CARE SYSTEM LLC			2	100%	2
CLINICAL REFERENCE LABORATORY, INC		2			2
The Grand Rehabilitation & Nursing Utica		2			2
METHODIST SPECIALTY CARE CENTER		2			2
BROOKDALE PALM BEACH GARDENS			2	100%	2
CALIFORNIA DIVISION OF COMMUNICABLE DISEASE CONTROL			2	100%	2
PUBLIX PHARMACY #1387		2			2
CHILDREN'S MEDICAL CENTER-EAST ORLANDO			2	100%	2
DESERT HOSPITAL/CPHU CLINICAL LABORATORY			2	100%	2
Sevierville Health and Rehabilitation		2			2
WELLSTAR PAULDING HOSPITAL		2			2
ASHLEY PEDIATRICS			2	100%	2
BOND COMMUNITY HEALTH CENTER			2	100%	2
CHESTERFIELD HEALTHCARE GROUP, INC		2			2
ALBUQUERQUE - AMG SPECIALTY HOSPITAL		2			2
DEPT OF HEALTH			2	100%	2
NORTHSIDE HOSPITAL D/B/A ARTHRITIS		2			2
NEW BRIDGE MEDICAL CENTER		2			2
VA Ann Arbor HCS		1	1	50%	2
VISITING PHYSICIANS OF THE TREASURE COAST LLC			2	100%	2
ENCOMPASS HEALTH HOME HEALTH		1	1	50%	2
SAFE PMC		2			2
MEASE MANOR MEMORY CARE		2			2
Jackson Health Care Facility			2	100%	2
BIOHEALTH MEDICAL LAB INC			2	100%	2
NATIONWIDE LABORATORY SERVICES		1	1	50%	2
Kroger 745 - The Little Clinic Somerset		2			2
Charles George VAMC		2			2
NAVAL MEDICAL CENTER			2	100%	2
VIRGINIA DEPT OF HEALTH OFFICE OF EPIDEMIOLOGY			2	100%	2
HOPE HEALTH & WELLNESS		2			2

COVID-19: testing by laboratory

Data through Apr 18, 2021 verified as of Apr 19, 2021 at 09:25 AM

Data in this report are provisional and subject to change.

The numbers in the table below represent the number of Florida and non-Florida residents for whom test results were received by the Department of Health. A person can be tested by more than one laboratory and can have both positive and negative results. **Therefore, the sum of the numbers in each column will be larger than the total number of people tested.**

Reporting lab	Inconclusive	Negative	Positive	Percent positive	Total
COLD SPRING HILLS CENTER FOR NURSING A		2			2
FLORIDA MEDICAL CLINIC, LLC			2	100%	2
ASCENSION ST VINCENT'S RIVERSIDE			2	100%	2
MED-LAKE LABORATORY, LLC			2	100%	2
CHAPPEL GROUP RESEARCH, THE		2			2
Luther Acres Manor		2			2
PBSO HEALTH AND WELLNESS CENTER			2	100%	2
OAKBRIDGE TERRACE AT SAE			2	100%	2
TEMPLE UNIVERSITY HOSPITAL			2	100%	2
CREATIVE HEALTH CENTER			2	100%	2
MATHER HOSPITAL			2	100%	2
FALCON HEALTH CENTER			2	100%	2
Iowa Veterans Home		2			2
CSS- TWELVE OAKS			2	100%	2
WOMENS CARE FLORIDA LLC-LABORATORY		2			2
FRESENIUS KIDNEY CARE SOUTH ST PETERSBURG			2	100%	2
KINGSWAY MEDICAL CENTER INC			2	100%	2
MAJESTIC GUARDIANS			2	100%	2
MCCALLIE SCHOOL-STUDENT HEALTH CENTER		2			2
CVS NC4169POCT FAYETTEVILLE		2			2
SARASOTA MEMORIAL MEDICAL URGENT CARE CENTER			2	100%	2
MD NOW URGENT CARE MEDICAL CENTERS INC			2	100%	2
Tidelands Health Rehabilitation Hospital			2	100%	2
WAKULLA URGENT CARE & DIAGNOSTIC			2	100%	2
Walgreens #19019		2			2
OELWEIN HEALTH CARE CENTER		2			2
PUBLIX PHARMACY #1092		2			2
CVS NC2297335CV GREENSBORO		2			2
VETERANS AFFAIRS MEDICAL CENTER - GREATER LOS ANGELES			2	100%	2
HEALTH FIRST MEDICAL GROUP			2	100%	2
PM PEDIATRICS OF BAYSIDE PLLC - BELLER		2			2
VALLEY BAPTIST MEDICAL CENTER: BROWNSVILLE			2	100%	2
MEDICAL ASSOCIATES OF BREVARD LLC		1	1	50%	2
MID-FLORIDA HEMATOLOGY AND ONCOLOGY CENTERS		2			2
Greystone Nursing and Rehab, LLC			2	100%	2
WALGREENS #06583		2			2
ALCALA PHARMACEUTICALS			2	100%	2
PRIMARY HEALTH CARE ASSOCIATES INC			2	100%	2
SOUTH DAKOTA DEPARTMENT OF HEALTH		2			2
ANDERSON COUNTY HOSPITAL			2	100%	2
LabCorp of America			2	100%	2
A G RHODES HOME AT WESLEY WOODS		2			2
CVS NM7242POCT ALBUQUERQUE		2			2
WELLNESS MEDICAL CLINIC			2	100%	2
LEHIGH MEDICAL AND RESEARCH CENTER, INC			2	100%	2
WESTMINSTER SUNCOAST			2	100%	2
WALGREENS NO 10512		1	1	50%	2

COVID-19: testing by laboratory

Data through Apr 18, 2021 verified as of Apr 19, 2021 at 09:25 AM

Data in this report are provisional and subject to change.

The numbers in the table below represent the number of Florida and non-Florida residents for whom test results were received by the Department of Health. A person can be tested by more than one laboratory and can have both positive and negative results. **Therefore, the sum of the numbers in each column will be larger than the total number of people tested.**

Reporting lab	Inconclusive	Negative	Positive	Percent positive	Total
APC PEDIATRICS			2	100%	2
PT&J REHAB LLC		1	1	50%	2
VITAL CARE CLINIC, LLC			2	100%	2
DUKE HEALTH REGIONAL HOSPITAL			2	100%	2
CVS NC6633POCT FAYETTEVILLE		2			2
SHERIDAN AT HOBE SOUND, THE			2	100%	2
MINUTECLINIC DIAGNOSTIC OF KANSAS, PC		2			2
URGENTMED PLANTATION			2	100%	2
TEQUESTA FAMILY MEDICAL CENTER LLC			2	100%	2
MASSACHUSETTS DEPARTMENT OF HEALTH			2	100%	2
Cortland Acres Association		2			2
BLANCHARD VALLEY HOSPITAL LABORATORY			2	100%	2
HEALTH NETWORK			2	100%	2
MEDEXPRESS URGENT CARE - LINCOLN		2			2
BROOKSVILLE DIALYSIS			2	100%	2
BIOMAT USA			2	100%	2
INTERNAL MEDICINE ASSOCIATES-DUNELLON			2	100%	2
NORTH OKALOOSA PHYSICIAN GRP - WALK IN CLINIC			2	100%	2
AHC Forest cove		2			2
MIRAMAR KIDNEY CENTER		1	1	50%	2
MEDEXPRESS URGENT CARE - ROSS TOWNSHIP		2			2
IN AND OUT URGENT CARE			2	100%	2
LAKE BALDWIN			2	100%	2
SKY LAKES MEDICAL CENTER		2			2
ACCESS MEDICAL GROUP OF FLORIDA CITY			2	100%	2
COLUMBIA COTTAGE		2			2
RENFREW CENTERS INC		2			2
SPECIALTY LABORATORIES			2	100%	2
AFC URGENT CARE CLEVELAND			2	100%	2
EXPRESS CARE OF LEESBURG			2	100%	2
TSALI CARE CENTER		2			2
VALUE DRUGS GREENLAWN INC		2			2
Advanced Rehabilitation and Healthcare of Wichita Falls		2			2
CVS MA137POCT QUINCY		2			2
MC MEDICAL			2	100%	2
FLORIDA MEDICAL CLINIC IM LUTz			2	100%	2
TRINITY DIALYSIS			2	100%	2
OUR LADY OF THE LAKE REGIONAL MEDICAL CENTER			2	100%	2
HAMILTON COUNTY HEALTH DEPARTMENT		2			2
CVS MO8581POCT BLUE SPRINGS		1	1	50%	2
LABRADOR PRIMARY CARE CENTER			2	100%	2
Timber Ridge Health Care Center			2	100%	2
FLORIDA SCHOOL FOR THE DEAF & BLIND			2	100%	2
SUNSHINE PHARMACY		2			2
INN AT LAPOSADA,THE			2	100%	2
HCR MANOR CARE SERVICES OF FLORIDA III INC		2			2
SPARTANBURG REGIONAL MEDICAL CENTER			2	100%	2

COVID-19: testing by laboratory

Data through Apr 18, 2021 verified as of Apr 19, 2021 at 09:25 AM

Data in this report are provisional and subject to change.

The numbers in the table below represent the number of Florida and non-Florida residents for whom test results were received by the Department of Health. A person can be tested by more than one laboratory and can have both positive and negative results. **Therefore, the sum of the numbers in each column will be larger than the total number of people tested.**

Reporting lab	Inconclusive	Negative	Positive	Percent positive	Total
UNIVERSITY OF MARYLAND MEDICAL CENTER			2	100%	2
Walgreens #12427		1	1	50%	2
CVS AZ5477POCT SURPRISE		2			2
CVS MINUTE CLINIC #5836		2			2
Kroger 596 - The Little Clinic Brentwood		2			2
ONE MEDICAL GROUP		1	1	50%	2
MERCY MEDICAL CENTER INC		1	1	50%	2
ELEVATION HEALTH LABORATORY		2			2
CLEMENT J ZABLOCKI VAMC		2			2
MEDEXPRESS URGENT CARE, MOSSIDE		2			2
CVS IL2788POCT BUFFALO GROVE		2			2
PRECISION CLINICAL RESEARCH			2	100%	2
WISCONSIN STATE LABORATORY OF HYGIENE		1	1	50%	2
NORTH MANATEE HEALTH CARE CENTER			2	100%	2
RANDOLPH COUNTY HEALTH & REHABILITATIO		2			2
Eugene J. Towbin Healthcare Center		2			2
COASTAL PEDIATRIC CARE			2	100%	2
BENEVA LAKES ASSISTED LIVING CENTER			2	100%	2
MELBOURNE URGENT CARE			2	100%	2
Waycross Health and Rehabilitation		2			2
ALVERNO CLINICAL LABORATORIES			2	100%	2
AMERICAN MEDICAL LABORATORIES			2	100%	2
HERNANDO CHILDREN'S			2	100%	2
ARCPPOINTLABS OF VIRGINIA BEACH		1	1	50%	2
Kroger 667 - The Little Clinic Litchfield Park		2			2
NYU LANGONE HUNTINGTON MEDICAL GROUP		2			2
WISE HEALTH SYSTEM		1	1	50%	2
PRIMARY CARE SERVICES AT EDGEWATER		2			2
CVS MA299POCT WORCESTER		2			2
CVS MI8287POCT MACOMB		2			2
MI Nursing Restorative Center		2			2
MEDEXPRESS URGENT CARE - BENTON		2			2
MOUNT SINAI MEDICAL CENTER OF FLORIDA, INC			2	100%	2
ADVENT HEALTH CENTRAL TEXAS		1	1	50%	2
BAY CORRECTIONAL AND REHABILITATION FACILITY			2	100%	2
SIGNATURE CARE LEWISVILLE-EMERGENCY CENTER		1	1	50%	2
Kroger 328 - The Little Clinic Henderson Road		2			2
CVS MA1179POCT HUDSON		1	1	50%	2
Cottage of the Shoals		2			2
INNOVATIVE CARE II LLC			2	100%	2
SOMA MEDICAL CENTER P.A. #4			2	100%	2
MEDCARE		2			2
HMH HOSPITALS CORPORATION		2			2
PREMIER FAMILY CARE I, INC			2	100%	2
CVS CA9497POCT IRVINE		2			2
NEMOURS CHILDREN'S PRIMARY CARE THE VILLAGES		2			2
CVS OH2540POCT HILLIARD		2			2

COVID-19: testing by laboratory

Data through Apr 18, 2021 verified as of Apr 19, 2021 at 09:25 AM

Data in this report are provisional and subject to change.

The numbers in the table below represent the number of Florida and non-Florida residents for whom test results were received by the Department of Health. A person can be tested by more than one laboratory and can have both positive and negative results. **Therefore, the sum of the numbers in each column will be larger than the total number of people tested.**

Reporting lab	Inconclusive	Negative	Positive	Percent positive	Total
Warren Center for Rehabilitation and Nursing		2			2
LIFEGUARD AMBULANCE SERVICE LLC, TEXAS			2	100%	2
MANASOTA PEDIATRICS			2	100%	2
MORRISTOWN MEMORIAL HOSPITAL		2			2
HOLY TRINITY PHARMACY LLC		2			2
VILLAGES HEALTH SYSTEM, LLC, THE			2	100%	2
Hartwell Health and Rehabilitation		2			2
BAYLOR COLLEGE OF MEDICINE			2	100%	2
WILCOX MEDICAL CENTER-ALMA COLLEGE		2			2
POMERENE HOSPITAL			2	100%	2
WARD MEMORIAL HOSPITAL		2			2
GREEN RIVER MEDICAL CENTER			2	100%	2
HEALTH PARTNERS REGIONAL HOSPITAL			2	100%	2
VAULT HEALTH			2	100%	2
CVS IN6611POCT INDIANAPOLIS		1	1	50%	2
FIRST CHOICE MEDICAL PC			2	100%	2
CARE ATC SUN HYDRAULICS TALLAVAST			2	100%	2
Camellia Gardens		2			2
Kroger 400 - The Little Clinic Hartley Bridge Rd		1	1	50%	2
JEFFERSON WASHINGTON TOWNSHIP HOSPITAL		2			2
INSPIRIT SENIOR LIVING			2	100%	2
ESCANDON DIAGNOSTIC CLINIC			2	100%	2
CVS OH4327POCT PAINESVILLE		2			2
Kroger 672 - The Little Clinic Bill Kennedy & Glenwood		2			2
REGIONS HOSPITAL LABORATORY			2	100%	2
Kroger 020 - The Little Clinic Wheat Ridge		2			2
Kroger 409 - The Little Clinic Hebron Marketplace		1	1	50%	2
ON-SITE MEDICAL SOLUTIONS		2			2
PARKRIDGE MEDICAL CENTER			2	100%	2
Bedford Care Center of Hattiesburg		2			2
PALMS OF FT MYERS,THE			2	100%	2
CVS CA9145POCT SANTEE		1	1	50%	2
Harbert Hills Academy Nursing Home		2			2
Overton Brooks VAMC		2			2
PROFESSIONAL DIALYSIS CENTER			2	100%	2
SMITH NORTHVIEW HOSPITAL LAB			2	100%	2
SWEETWATER NURSING CENTER		2			2
PUBLIC HEALTH LABORATORY	1		1	50%	2
Garden Isle Healthcare and Rehabilitation Center		2			2
RAPID MEDLAB (002MO)		2			2
LACORP		1	1	50%	2
RIDGEFIELD PEDIATRIC ASSOCIATES		2			2
KEY WEST HMA PHYSICIAN MANAGEMENT, LLC			2	100%	2
ERGENT MED SAINT SIMONS			2	100%	2
GALEN BAYLOR EXTENSION		2			2
The Palms Nursing and Rehabilitation		1	1	50%	2
WINDERMERE PEDIATRICS			2	100%	2

COVID-19: testing by laboratory

Data through Apr 18, 2021 verified as of Apr 19, 2021 at 09:25 AM

Data in this report are provisional and subject to change.

The numbers in the table below represent the number of Florida and non-Florida residents for whom test results were received by the Department of Health. A person can be tested by more than one laboratory and can have both positive and negative results. **Therefore, the sum of the numbers in each column will be larger than the total number of people tested.**

Reporting lab	Inconclusive	Negative	Positive	Percent positive	Total
VAULT MEDICAL SERVICES		1	1	50%	2
AHC PARIS		2			2
REELFOOT FAMILY WALK IN CLINIC - TIPT		2			2
PALMETTO FAMILY HEALTH CENTER			2	100%	2
441 URGENT CARE-MULBERRY			2	100%	2
NORTHWEST MEDICAL CENTER LABORATORY		2			2
The Laurels of Hendersonville		2			2
Chatham Nursing and Rehab Center		2			2
CARESPOT URGENT CARE		1	1	50%	2
TRUE HEALTH INC			2	100%	2
CVS OH6185POCT PICKERINGTON		2			2
MOBILE PHLEBOTOMY SERVICES			2	100%	2
GOUVERNEUR HOSPITAL LABORATORY		2			2
SHEPHERD CENTER CLINICAL LABORATORY		2			2
CVS AZ9277POCT TUCSON		2			2
Providence of Sparta Health and Rehabilitation		2			2
BFT LAB			2	100%	2
VA West Los Angeles Medical Center		2			2
Guilford Health Care Center		2			2
CONWAY MEDICAL CENTER			2	100%	2
MAGNOLIA MANOR OF COLUMBUS		2			2
DOCTORS CARE OF PALM COAST			2	100%	2
GASTROENTEROLOGY ASSOCIATES			2	100%	2
MAIN STREET MEDICAL CENTERS		2			2
UNIVERSTIY OF ILLINOIS HOSPITAL			2	100%	2
SWEDISH COVENANT HOSPITAL			2	100%	2
Manor At Perrysburg		2			2
FLORIDA MENTOR FAULKNER GROUP HOME			2	100%	2
MANSFIELD MEDICAL LODGE			2	100%	2
TGH Brandon Healthplex Laboratory			2	100%	2
CVS NH1004POCT SALEM		1	1	50%	2
Parkwood in the Pines		2			2
ADVANCED FOOT AND ANKLE OF INDIAN RIVER		2			2
EXCEPTIONAL EMERGENCY CENTER - AMARILLO			2	100%	2
NYUMC CLINICAL LABORATORIES			2	100%	2
Elba Nursing and Rehabilitation Center, LLC		2			2
Jacob's Creek Nursing and Rehabilitation Center		2			2
CVS OH3329POCT LAKEWOOD		2			2
FLORIDA MEDICAL CLINIC CARDIOLOGY-ZH			2	100%	2
SPRINGFIELD HOSPITAL LABORATORY			2	100%	2
NEW YORK CITY DEPARTMENT OF HEALTH			2	100%	2
AL MANI HEALTH INSTUTUTE		2			2
AZALEA HEALTH AND REHABILITATION		2			2
LIFT HEALTH		2			2
CITRUS PARK			2	100%	2
ADVENTIST HINSDALE HOSPITAL LABORATORY			2	100%	2
STOP URGENT CARE			2	100%	2

COVID-19: testing by laboratory

Data through Apr 18, 2021 verified as of Apr 19, 2021 at 09:25 AM

Data in this report are provisional and subject to change.

The numbers in the table below represent the number of Florida and non-Florida residents for whom test results were received by the Department of Health. A person can be tested by more than one laboratory and can have both positive and negative results. **Therefore, the sum of the numbers in each column will be larger than the total number of people tested.**

Reporting lab	Inconclusive	Negative	Positive	Percent positive	Total
CVS IN8639POCT TERRE HAUTE		2			2
Sanford Health & Rehabilitation			2	100%	2
MEDEXPRESS URGENT CARE - CINNAMINSON		1	1	50%	2
CROSSROADS URGENT CARE DBA URGENT TEA		2			2
STAGES OF LIFE MEDICAL INSTITUTE			2	100%	2
NORTH DAKOTA VETERANS HOME		2			2
MAGNOLIA ADULT, LLC			2	100%	2
CVS NC2559POCT CHARLOTTE		2			2
NORTH SHORE HEMATOLOGY-ONCOLOGY ASSOCIATES		2			2
IN & OUT URGENT CARE METAIRIE			2	100%	2
MEDEXPRESS URGENT CARE - LINCOLN N 26T		2			2
HELEN HAYES HOSPITAL LABORATORY		2			2
MINUTECLINIC #1773		2			2
TENNESSEE VALLEY HCS			2	100%	2
DIAGNOSTIC CLINIC MEDICAL GROUP INC		2			2
LAWRENCE GENERAL HOSPITAL			2	100%	2
Mount Olivet Careview Home		2			2
MIDDLEBURG PEDIATRICS			2	100%	2
MEDEXPRESS URGENT CARE - MARTINSVILLE		2			2
MINUTECLINIC DIAGNOSTIC PA #7110		2			2
COUNTRY COTTAGE		2			2
FLORIDA MEDICAL CENTER OF CLEARWATER		2			2
Kroger 477 - The Little Clinic Fort Mitchell		2			2
MERCY HEALTH LAB		1	1	50%	2
HEALTHCARE NETWORK			2	100%	2
CARTER BLOOD CARE			2	100%	2
Alden Terrace of McHenry			2	100%	2
ROCKEFELLER UNIVERSITY CLINICAL GENOMICS LABORATOR		2			2
MEDEXPRESS URGENT CARE - LINCOLN VILLA		2			2
DIVERSE MEDICAL CARE LLC			2	100%	2
JUST BELIEVE RECOVERY CENTER			2	100%	2
LIFEGUARD AMBULANCE SERVICES LLC, TEXAS- SAN			2	100%	2
CVS OH3980POCT KENT		2			2
WATERS PEDIATRIC CENTER			2	100%	2
FAMILY URGENT CARE		2			2
HOME ACCESS HEALTH			2	100%	2
FLAGLER HOME CARE			2	100%	2
PHOEBE BERKS HEALTH CARE CENTER		2			2
CVS MA38POCT CHARLTON		2			2
MIDWAY PRIMARY CARE LLC		2			2
MINERS COLFAX MEDICAL CENTER		2			2
CVS SC7567POCT BOILING SPRINGS		1	1	50%	2
PALM BEACH DIGESTIVE ASSOCIATES			2	100%	2
UMHC HOLLYWOOD LABORATORY			2	100%	2
CVS MA1877POCT NORTON		2			2
BAYLOR SCOTT & WHITE COMPREHENSIVE WOUND			2	100%	2
Kroger 127 - The Little Clinic Lakewood-Alameda		2			2

COVID-19: testing by laboratory

Data through Apr 18, 2021 verified as of Apr 19, 2021 at 09:25 AM

Data in this report are provisional and subject to change.

The numbers in the table below represent the number of Florida and non-Florida residents for whom test results were received by the Department of Health. A person can be tested by more than one laboratory and can have both positive and negative results. **Therefore, the sum of the numbers in each column will be larger than the total number of people tested.**

Reporting lab	Inconclusive	Negative	Positive	Percent positive	Total
CONEMAUGH MEMORIAL MEDICAL CENTER		2			2
GULFCOAST JEWISH FAMILY			2	100%	2
NEIGHBORCARE PHARMACY SERVICES		2			2
BLUEWATER TOXICOLOGY			2	100%	2
MINUTECLINIC DIAGNOSTICS OF OKLAHOMA		2			2
ADVOCATE SHERMAN HOSPITAL			2	100%	2
SYLVAN NURSING			2	100%	2
SANIBEL MEDICAL CLINIC			2	100%	2
WOODHILLS LABS			2	100%	2
HCA HOUSTON ER 24/7			2	100%	2
ASCENSION ST MICHAEL'S HOSPITAL LAB		1	1	50%	2
ILLINOIS DEPT OF PUBLIC HEALTH LABS			2	100%	2
MEMORIAL HOSPITAL OF TAMPA			2	100%	2
STARR CITY OF ROMA COMMUNITY CENTER			2	100%	2
EASTERN NIAGARA HOSPITAL		2			2
VALLEY MEDICAL LABORATORY			2	100%	2
CRUC CMCH-COVID-19		2			2
MEDEXPRESS URGENT CARE - CONWAY		2			2
SHORE MEDICAL CENTER		2			2
AUSTIN REGIONAL CLINIC MICROBIOLOGY LAB			2	100%	2
ASPIRUS RIVERVIEW HOSPITAL & CLINICS INC		1	1	50%	2
WELLMED AT SOUTH STUART		2			2
BERGEN COUNTY SURGICAL AND ENDOSCOPY CENTER		2			2
BAPTIST HOSPITAL PRIMARY CARE GULF BREEZE			2	100%	2
SUNNYSIDE MANOR		2			2
THE WINDSOR ORTEGA		2			2
RICHICHI FAMILY HEALTH			2	100%	2
Mary Anna Nursing Home		2			2
THE RIM URGENT CARE			2	100%	2
MEDEXPRESS URGENT CARE - MYLAN			2	100%	2
CVS MA41POCT TAUNTON		2			2
MEDERI CARETENDERS		1	1	50%	2
MEDEXPRESS URGENT CARE-VINLAND SOUTH		1	1	50%	2
APALACHEE CENTER INC		2			2
LOWELL GENERAL HOSPITAL			2	100%	2
SPECTRA EAST INC		1	1	50%	2
LONG, SARAH		1	1	50%	2
TENNESSEE DEPARTMENT OF HEALTH (TDH) - REGIONAL LABORATORY			2	100%	2
JOHNSON CITY MEDICAL CENTER		1	1	50%	2
PALM MEDICAL CENTER - PLANT CITY		2			2
BICKERTON, DAWN		2			2
Louis Stokes Cleveland VA - Midtown Dialysis Center		2			2
NORTH MCALLEN PEDIATRIC CENTER			2	100%	2
VA WNYHCS - Buffalo Division		1	1	50%	2
ATLAS GENOMICS			2	100%	2
DALLAS BAPTIST UNIVERSITY - HEALTH SERVICES			2	100%	2
Iron County Medical Care Facility		2			2

COVID-19: testing by laboratory

Data through Apr 18, 2021 verified as of Apr 19, 2021 at 09:25 AM

Data in this report are provisional and subject to change.

The numbers in the table below represent the number of Florida and non-Florida residents for whom test results were received by the Department of Health. A person can be tested by more than one laboratory and can have both positive and negative results. **Therefore, the sum of the numbers in each column will be larger than the total number of people tested.**

Reporting lab	Inconclusive	Negative	Positive	Percent positive	Total
CVS CA8861POCT BUENA PARK		2			2
Parkridge Specialty Care		2			2
BAYOU GARDENS DUNEDIN LLC		2			2
SELECT MEDICAL CLINIC			2	100%	2
UNITED MEMORIAL MEDICAL CENTER			2	100%	2
GOSHEN MEDICAL CENTER			2	100%	2
UNIVERSITY HOSPITAL OF BROOKLYN		2			2
DOCTORS MEDICAL CTR OF WALTON COUNTY			2	100%	2
CATHOLIC HEALTH LABORATORY SERVICES		2			2
CLEAR LAKE REGIONAL MEDICAL CENTER			2	100%	2
Lake Charles Healthcare LLC dba Landmark Lake Charles			2	100%	2
SIGNAL DIAGNOSTICS DBA FLOWHEALTH LABS			2	100%	2
UNM SANDOVAL REGIONAL MEDICAL CENTER		2			2
OAKMONT WEST- GREENVILLE SC		2			2
DEER'S HEAD CENTER		2			2
GREEN POINT RX INC DBA ALTRU CHEMISTS		2			2
WEST COAST PEDIATRICS			2	100%	2
CAREWELL JW - WORCESTER LNC			2	100%	2
Avanti Wellness and Rehab			2	100%	2
MINUTE CLINIC DIAGNOSTIC OF KANSAS PA		2			2
URGENT TEAM MANAGEMENT OF TENNESSEE, L		1	1	50%	2
MCLAREN REGIONAL MEDICAL CENTER			2	100%	2
NATHAN LITTAUER HOSPITAL LAB		2			2
CHI MEMORIAL PRIMARY CARE ASSOCIATES-A		2			2
REHOBOTH MCKINLEY CHRISTIAN HOSPITAL		2			2
COLONIAL HEALTH CARE		1	1	50%	2
SOUTHERN BREEZE HEALTHCARE		1	1	50%	2
PALM COAST DIALYSIS		2			2
UNIVERSITY OF MISSOURI HEALTH CARE			2	100%	2
TMH PHYSICIAN PARTNERS MONTICELLO		1	1	50%	2
SPRINGHILL SENIOR RESIDENCE		2			2
MINUTECLINIC LLC #5010		2			2
CVS OH4301POCT NORTHFIELD		2			2
Kroger 412 - The Little Clinic Oxford		2			2
CVS PHARMACY INC DBA CVS/PHARMACY # 10600		2			2
PENINSULA REGIONAL MED CTR LAB			2	100%	2
LABTOX LABORATORIES			2	100%	2
COBLESKILL REGIONAL HOSPITAL		2			2
EASTSIDE SPORTS COMPLEX			2	100%	2
CVS TX7151POCT HUMBLE		2			2
MEDEXPRESS URGENT CARE - WOODBURY			2	100%	2
LIBERTY HEALTH CENTER			2	100%	2
STARR COUNTY MEMORIAL HOSPITAL			2	100%	2
CVS AZ5892POCT LAVEEN		2			2
SYMPHONY OF BUFFALO GROVE		2			2
ELITE MEDICAL LABORATORY SOLUTIONS LLC			2	100%	2
MEDEXPRESS URGENT CARE - ST CLAIR, CLOVER DR.		1	1	50%	2

COVID-19: testing by laboratory

Data through Apr 18, 2021 verified as of Apr 19, 2021 at 09:25 AM

Data in this report are provisional and subject to change.

The numbers in the table below represent the number of Florida and non-Florida residents for whom test results were received by the Department of Health. A person can be tested by more than one laboratory and can have both positive and negative results. **Therefore, the sum of the numbers in each column will be larger than the total number of people tested.**

Reporting lab	Inconclusive	Negative	Positive	Percent positive	Total
SPECTRUM HEALTH			2	100%	2
KEATING SPORTS CENTER		2			2
Essex Center for Rehabilitation and Healthcare		2			2
RIVERVIEW MEDICAL CLINIC		2			2
DNA DIAGNOSTICS CENTER		2			2
SOUTHEASTERN INSTITUTE OF RESTORATIVE MEDICINE		1	1	50%	2
Holiday Retirement Home			2	100%	2
PEDIATRIC HEALTH CARE		1	1	50%	2
PALM WEST INTERNIST PA			2	100%	2
SOUTHEAST GEORGIA HEALTH SYSTEM			2	100%	2
GIGI WOOD DAVIS DO-FAMILY MEDICINE		2			2
WEST FLORIDA MEDICAL ASSOCIATES, PA			2	100%	2
POINT OF CARE PRIVATE HEALTH MANAGEMENT			2	100%	2
PHYSICIANS LABORATORY SERVICES			2	100%	2
RM PHARMACY SERVICES INC		1	1	50%	2
FRASER MEMORIAL HOSPITAL		1	1	50%	2
EXPRESS CARE OF THE SHOALS		1	1	50%	2
BMC/JACSONVILLE		1	1	50%	2
OMEGA RESEARCH CONSULTANTS			2	100%	2
THOMASVILLE REGIONAL MEDICAL CENTER		2			2
POPLAR HEALTHCARE			2	100%	2
Good Samaritan Society Waukon		2			2
DRR JMC URGENT CARE DONALD ROSS			2	100%	2
CENTRAL ARKANSAS VETERANS HEALTHCARE SYSTEM - VETERANS AFFAIRS			2	100%	2
CVS NV5286POCT HENDERSON		2			2
Wetumpka Health and Rehab, LLC		2			2
EASTERN NEW MEXICO UNIVERSITY STUDENT		2			2
MAYO CLINIC COUMADIN CLINIC LABORATORY		1	1	50%	2
CEDARS-SINAI MEDICAL CENTER			2	100%	2
ROBINSON FAMILY CLINIC PA			2	100%	2
CITY OF NEW YORK DEPARTMENT OF HEALTH			2	100%	2
RAPID RESULT CORP LLC		1	1	50%	2
SANFORD REGIONAL HOSPITAL WORTHINGTON		2			2
Garden Care Center		2			2
WILSON MEMORIAL HOSPITAL			2	100%	2
PM PEDIATRICS OF BAYSIDE PLLC - HOPEWELL JUNCTION		2			2
MEDICAL CENTER LABORATORY			2	100%	2
LIFESPRING COMMUNITY HEALTH		2			2
LABCORP OF AMERICA HOLDINGS		1	1	50%	2
LAB CORP OF AMER SAN DIEGO			2	100%	2
SCDHEC BUREAU OF LABORATORIES			2	100%	2
STATCARE URGENT AND WALK-IN			2	100%	2
RUST MEDICAL CENTER		2			2
CORTLAND PARK REHABILITATION AND NURSING CENTER		1	1	50%	2
BAPTIST HOSPITAL LABORATORY			2	100%	2
MEDEXPRESS URGENT CARE - SOUTH CHARLESTON		2			2
COX HEALTH SOUTH LAB		1	1	50%	2

COVID-19: testing by laboratory

Data through Apr 18, 2021 verified as of Apr 19, 2021 at 09:25 AM

Data in this report are provisional and subject to change.

The numbers in the table below represent the number of Florida and non-Florida residents for whom test results were received by the Department of Health. A person can be tested by more than one laboratory and can have both positive and negative results. **Therefore, the sum of the numbers in each column will be larger than the total number of people tested.**

Reporting lab	Inconclusive	Negative	Positive	Percent positive	Total
Virginia Gay Nursing and Rehab		2			2
ORLANDO HEALTH MEDICAL GROUP		1	1	50%	2
Great Lakes Health Center			2	100%	2
WALKONCLINIC			2	100%	2
MEDAILLE COLLEGE WELLNESS CENTER		2			2
HAPPY KIDZ PEDIATRICS PL		1	1	50%	2
ROUTE 16 PHARMACY LLC DBA HOLLAND PHAR		2			2
Colonial Manor Nursing and Rehabilitation Center		2			2
Van Wert Manor		2			2
PATIENT FIRST MEDICAL CENTER-CARYTOWN			2	100%	2
MEDICAL ASSOCIATES OF BREVARD DR S VYAS			2	100%	2
Fairlane Gardens Nursing and Rehab at Reading		2			2
PM PEDIATRICS OF BAYSIDE, PLLC - RIVE		2			2
OCALA REGIONAL KIDNEY CENTER-WEST			2	100%	2
HAMILTON MEDICAL CENTER LABORATORY			2	100%	2
WillowBrooke Court at Westminster Village		2			2
SUNCOAST BLOOD BANK			2	100%	2
WELL HEALTH LABS			2	100%	2
LEGACY LABORATORY SERVICES			2	100%	2
FLORIDA MEDICAL CLINIC RADIOLOGY DALE MABRY		2			2
DOCTORS CARE - AIKEN MALL			2	100%	2
JASPER MEMORIAL HOSPITAL		1	1	50%	2
ADVANCED MEDICAL OF FLORIDA			2	100%	2
CVS IN6555POCT BROWNSBURG		2			2
Eagle Health and Rehabilitation		2			2
MEMORIAL HEALTH UNIVERSITY MEDICAL CENTER			2	100%	2
SANTA ROSA COUNTY HEALTH DEPARTMENT			2	100%	2
MY INSTADOC - HOWELL URGENT CARE		2			2
RRMC CREEKSIDE LAB		2			2
UF KANAPAHA LAB BEAKER		2			2
Glenis Dr VA Outpatient Clinic		2			2
CVS NE2741POCT LA VISTA		2			2
The Suites at Western Home Communities		2			2
JULIE STAATS DO		2			2
GERM BUSTERS 911 LLC			2	100%	2
CARE 365			2	100%	2
PALM BAY COMMUNITY OUTPATIENT CLINIC		2			2
ENVOY OF FORK UNION, LLC DBA ENVOY AT THE VILLAGE		2			2
ACKERMAN CANCER CENTER		2			2
LILY PHARMACY		2			2
PRONTO URGENT CARE			2	100%	2
VA CBOC			2	100%	2
CHELSEA NYC LAB		2			2
WALGREENS #15495		1	1	50%	2
JUPITER PEDIATRIC ASSOCIATES, PA		1	1	50%	2
WEST BOCA MEDICAL CENTER			2	100%	2
DALLAS VA MEDICAL CENTER - VA NORTH TEXAS HEALTH CARE SYSTEM			2	100%	2

COVID-19: testing by laboratory

Data through Apr 18, 2021 verified as of Apr 19, 2021 at 09:25 AM

Data in this report are provisional and subject to change.

The numbers in the table below represent the number of Florida and non-Florida residents for whom test results were received by the Department of Health. A person can be tested by more than one laboratory and can have both positive and negative results. **Therefore, the sum of the numbers in each column will be larger than the total number of people tested.**

Reporting lab	Inconclusive	Negative	Positive	Percent positive	Total
MD NOW URGENT CARE CENTER INC.			2	100%	2
RAPID MD			2	100%	2
BUFFALO CROSSINGS HEALTHCARE AND REHABILITATION CENTER			2	100%	2
PLAINS REGIONAL MEDICAL CENTER		2			2
AYASS BIOSCIENCE LLC			2	100%	2
FLORIDA COMMUNITY HEALTH CENTERS, INC.			2	100%	2
FLORIDA DEPARTMENT OF HEALTH IN ESCAMBIA COUNTY		1	1	50%	2
NEW YORK UNIVERSITY MEDICAL CENTER			2	100%	2
ATLANTIC DIAGNOSTICS			2	100%	2
RAINY LAKE MEDICAL CENTER			2	100%	2
UNIVERSITY OF VERMONT MEDICAL CENTER			2	100%	2
HPH HOME CARE		1	1	50%	2
SUMMIT URGENT CARE PS			2	100%	2
DELRAY BEACH HEALTH CENTER			2	100%	2
ASSOCIATES IN UROGYNECOLOGY MD LLC		2			2
MEDEXPRESS - WILMINGTON KIRKWOOD HIGHWAY		2			2
WillowBrooke Court at Southampton Estates		2			2
SHELL POINT HOME HEALTH			2	100%	2
KIVA AT MOUNT DORA			2	100%	2
BROOKS -TLC HOSPITAL SYSTEM			2	100%	2
PLASMA MED RESEARCH DBA		2			2
CRAWFORD COUNTY CARE CENTER		2			2
EXCELTOX LABORATORIES LLC		2			2
ACCESS MEDICAL GROUP OF TAMPA II, INC		2			2
Providence VAMC		2			2
NEMOURS CHILDRENS PRIMARY CARE			2	100%	2
BAYSHORE MEDICAL CENTER			2	100%	2
ROYAL OAK MEDICAL CENTER LLC DBA CHARACTER FAMILY			2	100%	2
UMASS MEMORIAL MEDICAL CENTER, INC		1	1	50%	2
ARLINGTON DIALYSIS CENTER LLC		2			2
PALM BEACH DIABETES & ENDOCRINE SPECIALISTS PA			2	100%	2
Cooperstown Center for Nursing and Rehabililtation		2			2
CVS MA2125POCT NATICK		1	1	50%	2
Lynwood		2			2
POMONA VALLEY COMMUNITY HOSPITAL			2	100%	2
TLC MEDICAL			2	100%	2
ATVIVO LLC		2			2
OSF ST JOSEPH MEDICAL CENTER			2	100%	2
MOORE CLINICAL RESEARCH INC			2	100%	2
Kroger 426 - The Little Clinic Suwanee		2			2
MID AMERICA CLINICAL LABS			2	100%	2
FIRSTCHOICE FAMILY CARE, PLLC		2			2
NEW YORK PSYCHIATRIC INSTITUTE		2			2
SHELBYVILLE HOSPITAL COMPANY		2			2
CDK LIBERTY ENTERPRISES, LLC		2			2
SOUTHSIDE FAMILY MEDICAL		2			2
MEDLOGIC, LLC		2			2

COVID-19: testing by laboratory

Data through Apr 18, 2021 verified as of Apr 19, 2021 at 09:25 AM

Data in this report are provisional and subject to change.

The numbers in the table below represent the number of Florida and non-Florida residents for whom test results were received by the Department of Health. A person can be tested by more than one laboratory and can have both positive and negative results. **Therefore, the sum of the numbers in each column will be larger than the total number of people tested.**

Reporting lab	Inconclusive	Negative	Positive	Percent positive	Total
MIDLAND MEMORIAL HOSPITAL			2	100%	2
STVHCS - Dental Outpatient Clinic		2			2
MEMORIAL HERMANN HOSPITAL			2	100%	2
HAMILTON CHD		2			2
Oakmont of Katy Nursing and Rehabilitation		2			2
MY PHARMACY			2	100%	2
Kroger 550 - The Little Clinic Bellevue		2			2
EXPRESS PHARMACY INC		1	1	50%	2
AHC Humboldt		2			2
EDGEWATER RETIREMENT MANOR			2	100%	2
Kroger 130 - The Little Clinic Colorado Springs		2			2
FEDERAL CORRECTIONAL INSTITUTION MARIANNA			2	100%	2
FLORIDA DEPARTMENT OF HEALTH PINELLAS COUNTY-			2	100%	2
Highland Ave. Eye Clinic		2			2
CHRISTIAN REST HOME ASSOC		2			2
TEXAS REGIONAL ASTHMA & ALLERGY CENTER			2	100%	2
EVERYBODY'S FAMILY CLINIC		2			2
SPRINGS MEDICAL LAB		1	1	50%	2
FLORIDA CLINICAL LABORATORY INC			2	100%	2
WEAKLEY COUNTY REHAB AND NURSING CENTER		2			2
HEALTH GROUP CENTER INC			2	100%	2
TRIDENT ANTI AGING LLC			2	100%	2
NEWTON MEMORIAL HOSPITAL		2			2
METROHEALTH SYSTEM			2	100%	2
KAISER SUNNYSIDE MEDICAL CTR LAB		2			2
FHCP ASC - ORANGE CITY			2	100%	2
MARCO ISLAND HOSPITAL INC D/B/A		1	1	50%	2
STATE OF FLORIDA			2	100%	2
SAWGRASS PEDIATRIC PARTNERS LLC			2	100%	2
EMERALD PARK OF HOLLYWOOD			2	100%	2
YOUTH AND YOU, INC		2			2
BAYCARE OUTREACH LAB WH SOUTH			2	100%	2
JORDAN VALLEY MEDICAL CENTER			2	100%	2
Beecher Manor Nursing and Rehabilitation Center		2			2
MINUTECLINIC DIAG OF IND, LLC #6250		2			2
UNIVERSITY OF TEXAS AT EL PASO, THE			2	100%	2
CVS CA8882POCT SAN CLEMENTE		2			2
PALM CITY NURSING AND REHAB CENTER			2	100%	2
SOUTH HILLSBOROUGH CBOC			2	100%	2
DEKALB MEDICAL CENTER LABORATORY			2	100%	2
JMC TALLAHASSEE, LLC			2	100%	2
VA Greater LA HCS-Santa Maria OPC			2	100%	2
PIEDMONT WALTON HOSPITAL		2			2
HEALTH SENTRY			2	100%	2
VANAYER HEALTHCARE AND REHAB CENTER		2			2
RHODE ISLAND DEPARTMENT OF HEALTH LABORATORIES			2	100%	2
SACRED HEART HOSPITAL ON THE EMERALD			2	100%	2

COVID-19: testing by laboratory

Data through Apr 18, 2021 verified as of Apr 19, 2021 at 09:25 AM

Data in this report are provisional and subject to change.

The numbers in the table below represent the number of Florida and non-Florida residents for whom test results were received by the Department of Health. A person can be tested by more than one laboratory and can have both positive and negative results. **Therefore, the sum of the numbers in each column will be larger than the total number of people tested.**

Reporting lab	Inconclusive	Negative	Positive	Percent positive	Total
BAPTIST HEALTHCARE - LAKEVIEW CENTER INC		2			2
SOUTHERN TENNESSEE MEDICAL CENTER			2	100%	2
Medilodge of Monroe		2			2
UNIVERSITY OF MN MEDICAL CENTER EAST CAMPUS			2	100%	2
Q ALL CARE MEDICAL PC		2			2
ADVENTHEALTH EAST ORLANDO EMPLOYEE CLINIC		2			2
ST. MARY'S MEDICAL CENTER EVANSVILLE, INC			2	100%	2
BLACKBAG DIGITAL HEALTH LLC		2			2
CROSSTOWN PHARMACY		2			2
SIMPLY HEALTHCARE AND WELLNESS CLINIC, PC			2	100%	2
CLEVELAND CLINIC IMAGING			2	100%	2
Kroger 57 - The Little Clinic Jay C Charlestown		1			1
HYDE PARK MEDICAL CENTER		1			1
SUMMERFORD NURSING HOME, INC.		1			1
Melbourne Terrace Rehabilitation Center			1	100%	1
SEGAL INSTITUTE FOR CLINICAL RESEARCH INC			1	100%	1
COLLINS NURSING HOME		1			1
BOCA RATON REGIONAL HOSPITAL		1			1
CORNERSTONE OF RECOVERY INC		1			1
POMPANO BEACH ARTIFICIAL KIDNEY CENTER			1	100%	1
BROWARD MEDICAL LAB			1	100%	1
Walgreens #3049		1			1
SARHA DOCTORS CENTER			1	100%	1
BLESSINGS MEDICAL CLINIC, THE			1	100%	1
THE INTERNAL MEDICAL GROUP		1			1
MEDSTAR URGENT CARE, LLC			1	100%	1
EXPRESS CARE OF OCALA			1	100%	1
ERIE COUNTY EMERGENCY SERVICES DIV OF		1			1
GENEVA FAMILY HEALTH			1	100%	1
NORTHEAST BAPTIST HOSPITAL			1	100%	1
MEDEXPRESS URGENT CARE, EDWARDSVILLE		1			1
BOND & STEELE CLINIC, PA			1	100%	1
Kroger 481 - The Little Clinic Houston Levee		1			1
FIRSTCARE MEDICAL CENTER			1	100%	1
EAGLE COUNTY HEALTH AND HUMAN SERVICES			1	100%	1
TREASURE COAST COMMUNITY HEALTH INC			1	100%	1
TMH URGENT CARE CENTER			1	100%	1
ABBOTT LABORATORIES - OCCUPATIONAL HEALTH SERVICES			1	100%	1
PARK LANE NURSING HOME		1			1
MINUTECLINIC DIAGNOSTIC OF TN PC #6437		1			1
HUNTERS CREEK MEDICAL ASSOCIATES PA		1			1
Walgreens #10851		1			1
CONSOLIDATED			1	100%	1
BEACH CARE PLLC			1	100%	1
SPRING VALLEY HOSPITAL MEDICAL CENTER			1	100%	1
SCHUYLER HOSPITAL		1			1
IMA MEDICAL CENTER OF SOUTH WEST ORLANDO			1	100%	1

COVID-19: testing by laboratory

Data through Apr 18, 2021 verified as of Apr 19, 2021 at 09:25 AM

Data in this report are provisional and subject to change.

The numbers in the table below represent the number of Florida and non-Florida residents for whom test results were received by the Department of Health. A person can be tested by more than one laboratory and can have both positive and negative results. **Therefore, the sum of the numbers in each column will be larger than the total number of people tested.**

Reporting lab	Inconclusive	Negative	Positive	Percent positive	Total
NONA MEDICAL ARTS		1			1
SOUTHWOOD HEALTHCARE CENTER		1			1
TILE PHARMACY		1			1
DOYLESTOWN HOSPITAL			1	100%	1
URGENT 202 COX CREEK PKWY		1			1
NHC PLACE AT COOL SPRINGS		1			1
SAINT AGNES HOSPITAL			1	100%	1
SMA BEHAVIORAL HEALTH SERVICES INC		1			1
DIRECT PRIMARY CARE OF BURLESON			1	100%	1
HALE KUPUNA HERITAGE HOME		1			1
CVS MA1875POCT ASHLAND			1	100%	1
GARDENS PEDIATRICS LAB			1	100%	1
NORTH PALM BEACH DIALYSIS CENTER			1	100%	1
LACKAWANNA HEALTH AND REHAB CENTER		1			1
Brookdale Southside			1	100%	1
COUNTRYSIDE PEDIATRIC CARE PA			1	100%	1
WESTON COUNTY HEALTH SERVICES			1	100%	1
MID-FLORIDA PATHOLOGY LLC		1			1
SUNRISE/QUAY COUNTY HEALTH CLINIC		1			1
BIODORON LABORATORIES			1	100%	1
CARSON NURSING AND REHABILITATION CENTER		1			1
BAPTIST HEALTH PRIMARY CARE AT CUTLER BAY			1	100%	1
ALBUQUERQUE INDIAN HEALTH CENTER		1			1
MISSION REGIONAL MEDICAL CENTER			1	100%	1
KNOX COMMUNITY HOSPITAL			1	100%	1
Terrace Glen Village		1			1
WALGREENS #06025		1			1
WELLCARE URGENT CARE			1	100%	1
CHATEAU TERREBONNE HEALTH CARE		1			1
BROOKDALE FORT MYERS LAKES PARK			1	100%	1
QUICKCARE HEALTH, INC			1	100%	1
PATIENT FIRST - GARRISONVILLE			1	100%	1
PINELLAS POINT NURSING AND REHAB CENTER			1	100%	1
WASHINGTON SOLDIERS HOME AND COLONY		1			1
EXPRESS LAB LIVINGSTON			1	100%	1
Smg/North Jersey Hematology & Oncology		1			1
SUMMIT COUNTY PUBLIC HEALTH DEPARTMENT			1	100%	1
CHATEAU MADELEINE - SENIOR LIVING & MEMORY CARE			1	100%	1
Accordius Health at Harrisonburg		1			1
MIL LAKE HEALTHCARE CENTER INC PEDIATRICS			1	100%	1
NEMOURS CHILDREN'S PRIMARY CARE			1	100%	1
JOHN MANCHIN SR HEALTH CARE CENTER		1			1
ORANGETOWN PEDIATRICS ASSOCIATES		1			1
CVS IN6536POCT KOKOMO		1			1
MINUTE CLINIC DIAGNOSTIC MED GRP OF CA		1			1
Pinnacle Health and Rehab at South Portland		1			1
REEVES COUNTY HOSPITAL DISTRICT			1	100%	1

COVID-19: testing by laboratory

Data through Apr 18, 2021 verified as of Apr 19, 2021 at 09:25 AM

Data in this report are provisional and subject to change.

The numbers in the table below represent the number of Florida and non-Florida residents for whom test results were received by the Department of Health. A person can be tested by more than one laboratory and can have both positive and negative results. **Therefore, the sum of the numbers in each column will be larger than the total number of people tested.**

Reporting lab	Inconclusive	Negative	Positive	Percent positive	Total
NAVICENT HEALTH OCONEE, LLC		1			1
Keller Landing Center		1			1
COASTAL PEDIATRICS LLC			1	100%	1
GENESIS HOME HEALTH CARE SERVICES OF			1	100%	1
LABTEST LLC LABTEST DIAGNOSTICS			1	100%	1
PEDIATRIC ASSOCIATES OF JULINGTON CREEK			1	100%	1
CONVENIENT MD			1	100%	1
INFANTS & CHILDREN PA			1	100%	1
BAPTIST HEALTH EXPRESS CARE			1	100%	1
PHYSICIANS URGENT CARE			1	100%	1
UNIVERSITY OF BALTIMORE WASHINGTON MEDICAL CENTER			1	100%	1
Greene Meadows Nursing and Rehabilitation Center		1			1
NHC Sequatchie		1			1
SIGNATURE CARE MIDLAND			1	100%	1
Washington County Nursing H0me			1	100%	1
Nemours Children's Clinic-Orla			1	100%	1
TITUSVILLE TOWERS ASSISTED LIVING		1			1
CAMBRIDGE HEALTH ALLIANCE			1	100%	1
ST JOSEPHS CHILDRENS HOSPITAL PEDI TRANSPORT			1	100%	1
GADSDEN FAMILY PRACTICE		1			1
GWINNETT MEDICAL CENTER			1	100%	1
PARRISH MEDICAL GROUP			1	100%	1
PHYSICIAN ASSOCIATES, LLC			1	100%	1
SUN LABORATORY SERVICES,INC			1	100%	1
MEDEXPRESS URGENT CARE - WAYNESBURG		1			1
MAHONEY PEDIATRICS PA			1	100%	1
GIFFORD MEMORIAL HOSPITAL		1			1
			1	100%	1
CLEVELAND HEARTLAB			1	100%	1
Vista Park			1	100%	1
NOORANI MEDICAL CENTER LLC			1	100%	1
SAINT ALPHONSUS REGIONAL MEDICAL CENTER			1	100%	1
MARINA DEL REY HOSPITAL LAB			1	100%	1
HARTFORD HEALTH CARE & REHABILITATION			1	100%	1
SOUTHERN OHIO MEDICAL CENTER			1	100%	1
GAMMA HEALTHCARE, INC		1			1
PUBLIX PHARMACY #0332		1			1
PULSE MEDICAL DOCTOTS LLC			1	100%	1
SISTERS MISSION			1	100%	1
ALL AMERICAN FAMILY AND GERIATRIC CARE			1	100%	1
VICTORIA PAIN AND REHABILITATION CENTER			1	100%	1
OXLEY PARK HEALTH & REHAB		1			1
ADVANCE HEALTH AND WELLNESS SOLUTIONS			1	100%	1
BAYLOR SCOTT & WHITE ALL SAINTS MEDICAL CENTER FT			1	100%	1
MD NOW MEDICAL CENTERS, INC			1	100%	1
WALGREENS #5130			1	100%	1
Davie Nursing & Rehabilitation Center		1			1

COVID-19: testing by laboratory

Data through Apr 18, 2021 verified as of Apr 19, 2021 at 09:25 AM

Data in this report are provisional and subject to change.

The numbers in the table below represent the number of Florida and non-Florida residents for whom test results were received by the Department of Health. A person can be tested by more than one laboratory and can have both positive and negative results. **Therefore, the sum of the numbers in each column will be larger than the total number of people tested.**

Reporting lab	Inconclusive	Negative	Positive	Percent positive	Total
WAKE FOREST MEDICAL CENTER LABORATORY			1	100%	1
INTEGRIS SEMINOLE EMERGENCY DEPT			1	100%	1
VALUE DRUG STORES INC		1			1
CYPRESS VILLAGE REHAB CENTER		1			1
ATLANTIS VISION CENTER			1	100%	1
NABI		1			1
ASCENSION ST VINCENT'S - WESTSIDE			1	100%	1
HIGH DESERT COURT GROUP HOME			1	100%	1
DEACONESS URGENT CARE CENTER			1	100%	1
MCH PHYSICIANS GROUP			1	100%	1
DECATUR MORGAN HOSPITAL - DECATUR GENE		1			1
PRIMARY CARE & PEDIATRICS - SHEPHERSTOWN		1			1
CAREATC - PALM HARBOR			1	100%	1
Valley Center (WV)			1	100%	1
VA COMMUNITY BASED CLINIC - LAKE CITY			1	100%	1
TMH PHYSICIAN PARTNERS			1	100%	1
FLORIDA EPIDEMIOLOGY PROGRAM			1	100%	1
GRAND VIEW HOSPITAL			1	100%	1
WINCHESTER HOSPITAL			1	100%	1
ST GERARD'S COMMUNITY OF CARE		1			1
Autumn Care of Suffolk		1			1
Rockcastle Health and Rehab		1			1
WALGREENS #01398			1	100%	1
MARTIN HEALTH PHYSICIAN GROUP			1	100%	1
NANCY M WORTHINGTON MD PA			1	100%	1
JACKSONVILLE HEALTH & REHAB		1			1
Oakland Nursing and Rehabilitation Center		1			1
Life Care Center of Auburn		1			1
INFECTION CONTROL DEPT			1	100%	1
HEALTHCARE FOR THE HOMELESS			1	100%	1
PATEL MINESH		1			1
MEDEXPRESS URGENT CARE - LINKHORNE		1			1
UNIVERSAL DIAGNOSTICS LABORATORIES			1	100%	1
CVS AZ10529POCT SCOTTSDALE		1			1
YOUR GOOD HEALTH MEDICAL GROUP PA			1	100%	1
CRYSTAL RIVER FIRE DEPARTMENT			1	100%	1
WESLEY CHAPEL INTERNAL MEDICINE AND PEDIATRICS PA			1	100%	1
SUSAN F WILLIAMS MD PA			1	100%	1
NORTHEAST TEXAS DIALYSIS		1			1
CSL PLASMA LAB			1	100%	1
WEST FLORIDA MEDICAL ASSOCIATES PA			1	100%	1
PRIMARY AND URGENT CARE			1	100%	1
CLEMENT MANOR HEALTH CENTER		1			1
NAVAL BRANCH HEALTH CLINIC			1	100%	1
Kingston of Miamisburg		1			1
Willowbrooke Court at Normandy Farms Estates		1			1
Brio of Johnston		1			1

COVID-19: testing by laboratory

Data through Apr 18, 2021 verified as of Apr 19, 2021 at 09:25 AM

Data in this report are provisional and subject to change.

The numbers in the table below represent the number of Florida and non-Florida residents for whom test results were received by the Department of Health. A person can be tested by more than one laboratory and can have both positive and negative results. **Therefore, the sum of the numbers in each column will be larger than the total number of people tested.**

Reporting lab	Inconclusive	Negative	Positive	Percent positive	Total
BRIDGEWAY CENTER INC			1	100%	1
CVS / PHARMACY #10794			1	100%	1
CENTRAL TX URGENT CARE			1	100%	1
BAPTIST HEALTH ASI			1	100%	1
HERITAGE CARE AND REHABILITATION CENTE		1			1
BETHESDA HEALTH PHYSICIANS GROUP		1			1
PEDIATRIC URGENT CARE CENTR OF FORT WORTH-LA GRAN			1	100%	1
ESOTERIC LAB			1	100%	1
ELATION HEALTH		1			1
WARREN GENERAL HOSPITAL			1	100%	1
MCLEOD MEMORIAL HOSPITAL CLARENDON			1	100%	1
OAK HAVEN REHAB AND NURSING CENTER			1	100%	1
CVS NE5863POCT OMAHA		1			1
MAYO CLINIC OUTPATIENT DIALYSIS CENTER			1	100%	1
MED TECH CLINICAL LABORATORY		1			1
Schoenbrunn Healthcare		1			1
UNIVERSITY OF IOWA HOSPITALS & CLINICS			1	100%	1
ASHLEY PEDICATRICS DAY AND NIGHT CLINIC			1	100%	1
BOCA MEDICAL CARE			1	100%	1
WEST FLORIDA MEDICAL ASSOCIATES			1	100%	1
Grangeville Health and Rehab		1			1
STATE OF ALASKA			1	100%	1
MAYO CLINICAL LABORATORIES		1			1
JOHNSON MEDICAL SERVICES			1	100%	1
NEW YORK PRESBYTERIAN HOSPITAL			1	100%	1
RICHMOND MEDICAL CENTER FOR WOMEN		1			1
NEMOURS CHILDRENS PRIMARY CARE CLERMONT			1	100%	1
ST.ELIZABETH HEALTH CENTER	1				1
BOCA RATON PHYSICIANS PA			1	100%	1
WALGREENS #11572		1			1
THE MEDICAL CENTER AT BOWLING GREEN			1	100%	1
WELLMED AT LINEBAUGH AVE			1	100%	1
CAH ACQUISITION COMPANY 11 LLC			1	100%	1
RESIDENCES AT MIAMI / REIGN GARDENS LLC, THE			1	100%	1
VIRGINIA CVS PHARMACY, LLC DBA CVS/PHARMACY #1884		1			1
CVS MA335POCT RAYNHAM		1			1
CVS AZ4795POCT MESA		1			1
MONROE COUNTY PUBLIC HEALTH DEPARTMENT			1	100%	1
FLORIDA DEPARTMENT OF HEALTH PALM BEACH COUNTY			1	100%	1
Village Crest Center for Health & Rehabilitation		1			1
ELAN MANATEE			1	100%	1
NORTHSIDE FAMILY MEDICINE		1			1
RIVERVIEW HOSPITAL	1				1
URGENT CARE OF FORT LAUDERDALE INC			1	100%	1
SOMA MEDICAL CENTER PA #2 OAKLAND			1	100%	1
CLEVELAND CLINIC OHIO LABORATORIES			1	100%	1
Kroger - KR070300083			1	100%	1

COVID-19: testing by laboratory

Data through Apr 18, 2021 verified as of Apr 19, 2021 at 09:25 AM

Data in this report are provisional and subject to change.

The numbers in the table below represent the number of Florida and non-Florida residents for whom test results were received by the Department of Health. A person can be tested by more than one laboratory and can have both positive and negative results. **Therefore, the sum of the numbers in each column will be larger than the total number of people tested.**

Reporting lab	Inconclusive	Negative	Positive	Percent positive	Total
CVS KS8573POCT OVERLAND PARK		1			1
NORTH SHORE HEMATOLOGY-ONCOLOGY ASSOCI		1			1
TRADITIONAL MEDICINE CENTER			1	100%	1
SHARON REGIONAL MEDICAL CENTER			1	100%	1
ROAN MOUNTAIN MEDICAL CENTER			1	100%	1
Pontotoc Health and Rehab		1			1
XSTREMEMD			1	100%	1
CVS IL7142POCT LOCKPORT		1			1
LAB PLUS, LLC			1	100%	1
THE CHILDREN'S HOSPITAL OF PHILADELPHIA		1			1
WVU MEDICINE AT SUNCREST TOWNE CENTRE			1	100%	1
THE EMORY CLINIC			1	100%	1
WALKIN MEDICAL URGENT CARE,NEW CITY			1	100%	1
RYE BEACH PHARMACY INC		1			1
TAYLOR COUNTY HEALTH DEPARTMENT			1	100%	1
DIGNITY HEALING LLC			1	100%	1
Walgreens #12153		1			1
COURTLAND TERRACE		1			1
ADVENTHEALTH MEDICAL GROUP PEDIATRICS DIABETES &			1	100%	1
SUNCOAST FAMILY MEDICAL ASSOCIATES			1	100%	1
Walgreens #19461		1			1
LSU MEDICAL CENTER			1	100%	1
SOUTHWEST VIRGINIA COMMUNITY HEALTH SYSTEMS			1	100%	1
Kroger 367 - The Little Clinic Walton		1			1
PHYSICIANS OF CENTRAL FLORIDA			1	100%	1
Dexter Health Care		1			1
MEDICAL ASSOCIATES OF PINELLAS - LAB			1	100%	1
DAVENPORT DIALYSIS CENTER		1			1
KNAPP MEDICAL GROUP			1	100%	1
Douglas County Health Center		1			1
PowerBack Piscataway Center		1			1
Belvoir Woods Health Care Center at The Fairfax		1			1
NORTHWEST TEXAS HEALTHCARE SYSTEM,INC			1	100%	1
Kroger 923 - The Little Clinic Centerville		1			1
AVANTARA REDFIELD		1			1
ADVANTA LABS, LLC		1			1
STEPHENS COUNTY HOSPITAL			1	100%	1
IMMEDIATE CARE MEDICAL CENTER			1	100%	1
CROZER-CHESTER MEDICAL CENTER			1	100%	1
WESLEY LONG HOSPITAL			1	100%	1
JOHNSON & JOHNSON VISION CARE-VISTAKON			1	100%	1
SUMMIT HEALTHCARE REGIONAL MEDICAL		1			1
NICKLAUS CHILDREN'S DORAL OUTPATIENT CENTER			1	100%	1
FLORIDA CLINICAL RESEARCH CENTER, LLC			1	100%	1
CARESOUTH HHA HOLDINGS OF VIRGINIA, LLC			1	100%	1
DR DAN C TRIGG MEMORIAL HOSPITAL		1			1
ADVENT HEALTH MEDICAL GROUP MULTISPECIALTY			1	100%	1

COVID-19: testing by laboratory

Data through Apr 18, 2021 verified as of Apr 19, 2021 at 09:25 AM

Data in this report are provisional and subject to change.

The numbers in the table below represent the number of Florida and non-Florida residents for whom test results were received by the Department of Health. A person can be tested by more than one laboratory and can have both positive and negative results. **Therefore, the sum of the numbers in each column will be larger than the total number of people tested.**

Reporting lab	Inconclusive	Negative	Positive	Percent positive	Total
HARBOR OAKS GOLDEN YEARS			1	100%	1
FAMILY MEDICINE AT CELEBRATION		1			1
EXAC CARE CROSSVILLE		1			1
ABE'S GARDEN/PARK MANOR APARTMENTS		1			1
CONCENTRA - TAMPA EAST		1			1
WELLMED AT BAY AREA		1			1
BGB SUMMIT MEDICAL GROUP		1			1
NATICK URGENT CARE			1	100%	1
Grand Junction VAMC		1			1
WESTEX URGENT CARE, PLLC			1	100%	1
St. Anthonys Nursing and Rehab			1	100%	1
ADVANCE MD CARE			1	100%	1
EAST COAST INSTITUTE FOR RESEARCH LLC			1	100%	1
ROCKLEDGE HEALTH & REHABILITATION CENTER			1	100%	1
HACKENSACK UNIVERSITY MEDICAL CENTER		1			1
AUTUMN CARE OF STATESVILLE, LLC		1			1
Manor Care Health Care Services - Williamsport North		1			1
SEATTLE-KING COUNTY			1	100%	1
NORWOOD HEALTH CENTER		1			1
AMERICA'S ER SITE 002 LLC			1	100%	1
Miller Health Care Center			1	100%	1
Linley Park Rehabilitation & Healthcare Center		1			1
DE TAR HOSPITAL			1	100%	1
STANDIFER PLACE		1			1
MEDEXPRESS NORTHSIDE			1	100%	1
OCALA RKC EAST HEMO #1			1	100%	1
CONVENIENT MEDICAL AND HEALTH SERVICES			1	100%	1
MORNINGSIDE NURSING AND REHABILITATION		1			1
Mayfair Village Nursing Care Center		1			1
ABSOLUTE HEALTHCARE			1	100%	1
PROGRESSIVE MEDICAL RESEARCH			1	100%	1
JPS HEALTH CENTER AT TRUE WORTH PLACE			1	100%	1
Fulton County Medical Center Long Term Care			1	100%	1
SENCARE MANAGEMENT		1			1
Manor Care of Dallastown d/b/a ManorCare Health Services - Dallastown		1			1
CHI ST ALEXIUS TRANSITIONAL CARE UNIT		1			1
Brown Memorial Home		1			1
CVS IL2297651CV JOLIET		1			1
Bayou Vista Community Care Center			1	100%	1
CARING PROFESSIONAL HEALTH CARE LLC		1			1
CHC			1	100%	1
Avantara Lake Norden		1			1
Crisp Regional Nursing and Rehab Center		1			1
EAST LANSING OPCO		1			1
WMG URGENT CARE WOODSTOCK			1	100%	1
FLORIDA HEART AND VASCULAR MULTISPECIALTY GROUP PA			1	100%	1
URGENT DOC -NACOGODOCHES CLINIC			1	100%	1

COVID-19: testing by laboratory

Data through Apr 18, 2021 verified as of Apr 19, 2021 at 09:25 AM

Data in this report are provisional and subject to change.

The numbers in the table below represent the number of Florida and non-Florida residents for whom test results were received by the Department of Health. A person can be tested by more than one laboratory and can have both positive and negative results. **Therefore, the sum of the numbers in each column will be larger than the total number of people tested.**

Reporting lab	Inconclusive	Negative	Positive	Percent positive	Total
FAMILY PRACTICE OF CENTRAL FLORIDA PA			1	100%	1
SANCHEZ CAZAU MEDICAL GROUP			1	100%	1
HARDVARD VANGUARD MEDICAL ASSOCIATES - NEEDHAM			1	100%	1
ARLINGTON ADULT RESIDENTIAL FACILITY, INC			1	100%	1
CVS KS8601POCT OVERLAND PARK			1	100%	1
Crowne Health Care of Eufaula		1			1
ECHCS - Jewell Clinic		1			1
EVANS FAMILY CARE PA			1	100%	1
WALGREENS #12322		1			1
LIFE CARE CENTER OF HILTON HEAD		1			1
MEMORIAL HERMANN SOUTHWEST HOSPITAL			1	100%	1
MEDEXPRESS URGENT CARE, LEBANON		1			1
WHEATON FRANCISCAN LABORATORY			1	100%	1
Vi at Aventura		1			1
KINGMAN REGIONAL MEDICAL CENTER			1	100%	1
UNITYPOINT HEALTH TRINITY			1	100%	1
Kroger 753 - The Little Clinic Goss Avenue		1			1
MEMORIAL HOSPITAL LOS BANOS			1	100%	1
Heartland of Pittsburgh PA, LLC		1			1
CLEVELAND CLINIC OUTPATIENT LABORATORY			1	100%	1
Kroger 825 - The Little Clinic Dorothy Lane		1			1
HARDIN MEMORIAL HOSPITAL - HEARTLAND PATHOLOGY CONSULTANTS			1	100%	1
MBMG OF WINTER HAVEN			1	100%	1
WALMART PHARMACY 10-4554		1			1
Kroger 356 - The Little Clinic Middletown		1			1
Kroger 447 - The Little Clinic Lebanon		1			1
SUNSHINE URGENT CARE			1	100%	1
CVS TX7431POCT ROWLETT		1			1
UFHEALTH			1	100%	1
MERCY HOME		1			1
Kroger 518 - The Little Clinic Hermitage		1			1
CARE ADVANTAGE			1	100%	1
LAURELS OF ATHENS, THE		1			1
APPLECARE URGENT CARE			1	100%	1
PRIMEX CLINICAL LABORATORIES INC			1	100%	1
OASIS FAMILY RESORT IN THE SPRINGS LLC		1			1
LADY OF THE SEA HOSPITAL LAB			1	100%	1
MT CARMEL NURSING HOME		1			1
KAP MEDICAL GROUP, LLC			1	100%	1
Aspire Physical Recovery Center at Cahaba River		1			1
FIRST CARE WALK IN CLINIC LLC			1	100%	1
LOWER KEYS COMMUNITY HEALTH CENTER			1	100%	1
PALMS WEST SURGICENTER		1			1
MEDICAL UNIVERSITY OF SOUTH CAROLINA			1	100%	1
DR BAWA AND ASSOCIATES			1	100%	1
INTERMOUNTAIN HEALTHCARE LABORATORY SERVICES			1	100%	1
B2 URGENT CARE			1	100%	1

COVID-19: testing by laboratory

Data through Apr 18, 2021 verified as of Apr 19, 2021 at 09:25 AM

Data in this report are provisional and subject to change.

The numbers in the table below represent the number of Florida and non-Florida residents for whom test results were received by the Department of Health. A person can be tested by more than one laboratory and can have both positive and negative results. **Therefore, the sum of the numbers in each column will be larger than the total number of people tested.**

Reporting lab	Inconclusive	Negative	Positive	Percent positive	Total
NORTH BREVARD CHILDRENS MEDICAL CENTER			1	100%	1
MARTINSVILLE HEALTH AND REHAB			1	100%	1
Kroger 531 - The Little Clinic Waterville		1			1
Walgreens #10988		1			1
MEA PRIMARY CARE PLUS BYRAM			1	100%	1
THOMAS HOSPITAL			1	100%	1
APPLECARE URGENT CARE KINGSLAND			1	100%	1
LAKE MARY OPTUM FLORIDA			1	100%	1
Medilodge of Kalamazoo		1			1
OHIOHEALTH URGENT CARE			1	100%	1
UNIVERSITY OF NORTH CAROLINA HOSPITALS			1	100%	1
CVS NE8626POCT LINCOLN		1			1
PROGRESSIVE MEDICAL LAB LLC			1	100%	1
HOLYCROSS URGENT CARE AND IMAGING CENTER		1			1
Kroger 670 - The Little Clinic Dawson Forest Rd & Hwy 19		1			1
Fairhope		1			1
Manassas Health & Rehab			1	100%	1
ADVENTHEALTH MEDICAL GROUP UROLOGY AT EAST ORLANDO		1			1
Home Health Care Clinic		1			1
BEAUMONT REFERENCE LABORATORY			1	100%	1
SAINT JOSEPHS HOSPITAL OF ATLANTA			1	100%	1
STAT EMERGENCY CENTER			1	100%	1
CLERMONT HEALTH DEPARTMENT			1	100%	1
PROGENESIS INC			1	100%	1
Niles Nursing and Rehab. Center		1			1
HEALTH & WELLNESS PROFESSIONALS INC			1	100%	1
INTERNAL MEDICINE EMILIA MURRAY MD PA		1			1
FRONT PORCH PEDIATRICS PLLC			1	100%	1
SHRIVERS PHARMACY AND WELLNESS CENTER			1	100%	1
Jenkins Living Center		1			1
GENESIS MICROBIOLOGY LAB		1			1
St. Anne Home		1			1
LANTANA HC LAB			1	100%	1
OMNI HEALTHCARE URGENT CARE			1	100%	1
BNJ		1			1
SUMMERFIELD PAIN MANAGEMENT			1	100%	1
Indianspring of Oakley		1			1
CVS AZ9273POCT TUCSON			1	100%	1
MOUNT SINAI COMPREHENSIVE CANCER CENTER			1	100%	1
ST MICHAEL'S ELITE MEDICAL HOSPITAL			1	100%	1
C V S / PHARMACY #833		1			1
OHIO VALLEY MANOR NURSING &		1			1
SUPREME MEDICAL GROUP PLLC			1	100%	1
PHYSICIANS ASSOCIATES PA			1	100%	1
OUCH URGENT CARE			1	100%	1
Ravenwood Speciality Care		1			1
FLORIDA FAMILY LABORATORY		1			1

COVID-19: testing by laboratory

Data through Apr 18, 2021 verified as of Apr 19, 2021 at 09:25 AM

Data in this report are provisional and subject to change.

The numbers in the table below represent the number of Florida and non-Florida residents for whom test results were received by the Department of Health. A person can be tested by more than one laboratory and can have both positive and negative results. **Therefore, the sum of the numbers in each column will be larger than the total number of people tested.**

Reporting lab	Inconclusive	Negative	Positive	Percent positive	Total
FORT MYERS DIALYSIS		1			1
FAU MEMORY & WELLNESS CENTER			1	100%	1
San Antonio Residence and Rehabilitation Center		1			1
MOUNTAINVIEW URGENT CARE VALLEY		1			1
SPRINGFIELD HOSPITAL			1	100%	1
CLINICAL CARE, INC			1	100%	1
Caldwell Care		1			1
Hinesville VA Clinic		1			1
UF HEALTH EMERGENCY CENTER LABORATORY		1			1
MEDEXPRESS URGENT CARE - PINE BLUFF S		1			1
CEPERO PEDIATRICS PA			1	100%	1
ANDREWS INSTITUTE AMBULATORY SURGERY CENTER		1			1
THE HOSPITALS OF PROVIDENCE EMERGENCY ROOM			1	100%	1
LIFESPAN HEALTH - SELMER		1			1
GULF COUNTY HEALTH DEPARTMENT			1	100%	1
US PUBLIC HEALTH SERVICE HOSPITAL			1	100%	1
AHUJA MEDICAL CENTER			1	100%	1
TCPA CLINICAL LABORATORIES			1	100%	1
MEDEXPRESS URGENT CARE - JACKSON		1			1
MERCYONE DES MOINES MEDICAL CENTER			1	100%	1
UNIVERSITY OF MARYLAND PATHOLOGY ASSOCIATES			1	100%	1
MOUNT SINAI HOSPITAL OF QUEENS			1	100%	1
RADIANCE HEALTH RX		1			1
Traymore Nursing Center		1			1
ANDERSON NURSING CENTER			1	100%	1
TREASURE COAST MEDICAL CONCIERGE LLC			1	100%	1
Cerenity Senior Care-White Bear Lake		1			1
UNIVERSITY PLACE NURSING CENTER		1			1
HARDEE COUNTY FIRE RESCUE		1			1
MEDEXPRESS URGENT CARE - LEOMINSTER		1			1
PHOEBE PRIMARY CARE CAMILLA			1	100%	1
CONNECTICUT CVS PHARMACY, LLC		1			1
PALM BEACH COUNTY SHERIFF OFFICE			1	100%	1
INTERIM HEALTHCARE OF PALM COAST			1	100%	1
AEGIS MEDICAL GROUP LLC			1	100%	1
REHABILITATION CENTER OF ALBUQUERQUE		1			1
CULVER CITY URGENT CARE			1	100%	1
Wrightsville Manor Health and Rehab		1			1
ST. MICHAEL'S ELITE HOSPITAL			1	100%	1
REDMOND URGENT CARE			1	100%	1
Walgreens #5914		1			1
NORTHEAST GEORGIA HEALTH SYSTEM			1	100%	1
Glen Haven Health and Rehabilitation LLC		1			1
JOSHUA E CHESIR MD		1			1
NORTH RIVER FAMILY HEALTH CENTER			1	100%	1
RIVERTON CBOC			1	100%	1
Friendship Manor Inc.		1			1

COVID-19: testing by laboratory

Data through Apr 18, 2021 verified as of Apr 19, 2021 at 09:25 AM

Data in this report are provisional and subject to change.

The numbers in the table below represent the number of Florida and non-Florida residents for whom test results were received by the Department of Health. A person can be tested by more than one laboratory and can have both positive and negative results. **Therefore, the sum of the numbers in each column will be larger than the total number of people tested.**

Reporting lab	Inconclusive	Negative	Positive	Percent positive	Total
SANDPIPER CLUSTER		1			1
Quince Nursing and Rehabilitation Center		1			1
SOMA MEDICAL CENTER PA #2			1	100%	1
PSL JAX BEACH OPERATIONS LLC			1	100%	1
UHS BINGHAMTON GENERAL			1	100%	1
MID-SOUTH URGENT CARE, PLLC			1	100%	1
IDAHO HEALTH DEPARTMENT			1	100%	1
Sky View Rehabilitation and Health Care Center		1			1
HANCOCK REGIONAL HOSPITAL		1			1
Oakview Manor Health and Rehab		1			1
WALGREENS #05432		1			1
EAST END PEDIATRICS		1			1
CARENOW URGENT CARE-HENDERSONVILLE		1			1
ADAMS COUNTY HEALTH DEPARTMENT			1	100%	1
BIOMAT USA INC			1	100%	1
Wexner Heritage House			1	100%	1
SARASOTA MEMORIAL HOSPITAL		1			1
STEWART MEDICAL GROUP INC			1	100%	1
PEDIATRIC ASSOCIATES - JACKSONVILLE			1	100%	1
CVS MA929POCT FRANKLIN		1			1
MEMORIAL HOSPITAL - BELLEVILLE			1	100%	1
SPECTRUM LUDINGTON			1	100%	1
HOLMES FAMILY PRACTICE PA			1	100%	1
TRANSCEND PERFORMANCE AND LIFESTYLE INSTITUTE			1	100%	1
INTERIM HEALTHCARE			1	100%	1
PUBLIX PHARMACY # 1236			1	100%	1
VIP FAMILY PRACTICE			1	100%	1
INNOVATIVE HEALTH DIAGNOSTIC OF CALIFORNIA			1	100%	1
REGIONAL MEDICAL CENTER			1	100%	1
MYLAN-SOUTH POINT PA		1			1
Wayne County Nursing Home		1			1
AFTER HOURS CARE OF AMERICUS INCORPORA			1	100%	1
MINUTECLINIC LLC #3351			1	100%	1
MERCY GENERAL HOSPITAL			1	100%	1
OMNICARE PHARMACY OF TEXAS 1, LP		1			1
ACCURATE HEALTH SERVICES CORP			1	100%	1
HOSPICE OF MARION COUNTY INC			1	100%	1
AMD			1	100%	1
NORTH WEST FLORIDA DIAGNOSTIC ENOCRINOLOGY CLINIC			1	100%	1
SIGNATURE HEALTHCARE OF BUCKHEAD		1			1
KISSIMMEE HOME TRAINING		1			1
WALGREENS #01456		1			1
MINNESOTA HERITAGE HOUSE		1			1
VELOCITY URGENT CARE - REDMILL			1	100%	1
FINLAY MEDICAL RESEARCH CORP			1	100%	1
INLET CONCIERGE MEDICINE			1	100%	1
MIAMI VASCULAR SURGERY			1	100%	1

COVID-19: testing by laboratory

Data through Apr 18, 2021 verified as of Apr 19, 2021 at 09:25 AM

Data in this report are provisional and subject to change.

The numbers in the table below represent the number of Florida and non-Florida residents for whom test results were received by the Department of Health. A person can be tested by more than one laboratory and can have both positive and negative results. **Therefore, the sum of the numbers in each column will be larger than the total number of people tested.**

Reporting lab	Inconclusive	Negative	Positive	Percent positive	Total
AMBULATORY CARE CLINIC, LLC			1	100%	1
CELEBRATION FAMILY PHYSICIANS LLC			1	100%	1
VIVIAN SIMMONS FAMILY PRACTICE			1	100%	1
WINTER HAVEN DIALYSIS		1			1
SOPHIA MEDICAL ASSOCIATES, PC			1	100%	1
ST FRANCIS COLLEGE WELLNESS CENTER		1			1
JOHN PETER SMITH HOSPITAL- OB TRIAGE			1	100%	1
MEMORIAL SATILLA HEALTH			1	100%	1
MAINE HEALTH AND ENVIRONMENTAL TESTING LABORATORY			1	100%	1
SMYTH COUNTY COMMUNITY HOSPITAL LABORATORY			1	100%	1
ALTAMONTE SPRINGS WALK IN MED CENTER			1	100%	1
SUNSHINE FAMILY & WELLNESS CENTER			1	100%	1
CHP COVID-19 (TX)			1	100%	1
WALGREENS # 12338		1			1
BREVARD COUNTY JAIL			1	100%	1
PCR DIAGNOSTICS			1	100%	1
INTERFAITH MEDICAL CENTER		1			1
MICROBIOLOGY DEPARTMENT			1	100%	1
HUDSON REGIONAL HOSPITAL			1	100%	1
DUKE UNIVERSITY MEDICAL CENTER			1	100%	1
SEVEN HILLS HEALTHCARE GROUP LLC DBA		1			1
Kroger 618 - The Little Clinic Trail Creek Village		1			1
ASHLEY PEDIATRICS DAY & NIGHT CLINIC			1	100%	1
SHERIDAN VAMC		1			1
Kroger 805 - The Little Clinic Lewis Center		1			1
ARKANSAS PUBLIC HEALTH LABORATORY		1			1
FLORIDA HOSPITAL TRANSPLANT CENTER		1			1
AMBRY GENETICS CORP	1				1
ISLANDS ASSISTED LIVING FACILITY,THE			1	100%	1
LIBERTY COMMONS NURSING AND REHABILITA		1			1
NORTH CAROLINA STATE LABORATORY OF PUBLIC HEALTH, SPECTRUM LAB NETWORK			1	100%	1
RIVERVIEW HOSPITAL D/B/A UNIVERSITY		1			1
UNIVERSITY OF WASHINGTON DEPT OF LAB MEDICINE			1	100%	1
KEY WEST BRANCH MEDICAL CLINIC			1	100%	1
BROOKDALE WEST PALM BEACH			1	100%	1
MRMC LAB MICRO			1	100%	1
Cornerstone at the Ranch		1			1
MIAMI-DADE COUNTY HEALTH DEPT.		1			1
UNIVERSITY OF MIAMI PRIMARY CARE SITE UMHC 3039			1	100%	1
FREDERICK AVENUE GROUP HOME		1			1
CVS MI22230CV WAYNE COUNTY COMMUNITY COLLEGE			1	100%	1
LABORATORY COPRORATION OF AMERICA			1	100%	1
MANHATTAN COLLEGE HEALTH SERVICES		1			1
BARTLE'S PHARMACY INC			1	100%	1
NEMOURS CHILDREN'S PRIMARY CARE, ST CLOUD			1	100%	1
ARBOR DIAGNOSTICS, INC		1			1
PENNY PEDIATRICS		1			1

COVID-19: testing by laboratory

Data through Apr 18, 2021 verified as of Apr 19, 2021 at 09:25 AM

Data in this report are provisional and subject to change.

The numbers in the table below represent the number of Florida and non-Florida residents for whom test results were received by the Department of Health. A person can be tested by more than one laboratory and can have both positive and negative results. **Therefore, the sum of the numbers in each column will be larger than the total number of people tested.**

Reporting lab	Inconclusive	Negative	Positive	Percent positive	Total
GULF BREEZE TREATMENT CENTER, LLC			1	100%	1
ADVENTHEALTH IMAGING WINTERGARDEN		1			1
JET MEDICAL CENTER			1	100%	1
ABSOLUTE CAREGIVERS HOME HEALTH AGENCY INC			1	100%	1
INDIGO PALMS			1	100%	1
Kroger - KR001100688			1	100%	1
FAMILY MEDICAL CENTERS			1	100%	1
US LABORATORIES			1	100%	1
BRISTOL REGINAL MEDICAL CENTER			1	100%	1
HEALTH GUAGE			1	100%	1
Kroger 350 - The Little Clinic New Cut Road		1			1
Raleigh Center (WV)			1	100%	1
GSM OCED Subsection			1	100%	1
TMH PHYSICIAN PARTNERS WAKULLA			1	100%	1
LAKE VIEW COURT		1			1
SILVER SPRINGS SHORES DIALYSIS			1	100%	1
MEMPHIS URGENT CARE #2, LLC			1	100%	1
CENTER AT WATERFRONT		1			1
MOSOLF PEDIATRICS PA			1	100%	1
PALMA CEIA MED GROUP-SWANN		1			1
RIVERSIDE COUNTY PUBLIC HEALTH LABORATORY			1	100%	1
Willow Ridge Center		1			1
YOUR KIDS URGENT CARE			1	100%	1
PACE UNIVERSITY HEALTH CARE		1			1
CORVALLIS CLINIC PC LAB		1			1
LAKE REGIONAL HEALTH			1	100%	1
UT HEALTH RGV CLINICAL LABORATORY			1	100%	1
The Carrington		1			1
MIAMI CHILDRENS HOSPITAL MIDTOWN OUTPATIENT CENTER			1	100%	1
CVS TX7824POCT GARLAND		1			1
KELLY			1	100%	1
ALTA BATES SUMMIT MEDICAL CENTER CLINICAL LAB			1	100%	1
WELLPATH			1	100%	1
Kempsville Health and Rehab Center		1			1
ORLANDO DIALYSIS		1			1
CARTERSVILLE URGENT CARE			1	100%	1
NHC HEALTH CARE CENTER		1			1
CLARKSVILLE MANOR INC		1			1
THYROID SPECIALTY LABORATORY			1	100%	1
METHODISM MIDLOTHIAN MEDICAL CENTER			1	100%	1
CORE OCCUPATIONAL MEDICINE			1	100%	1
MEMORIAL MEDICAL CENTER			1	100%	1
PREVENTIVE CARDIOLOGY AND INTERNAL MEDICINE ASSOCI			1	100%	1
NEW ULM MEDICAL CENTER			1	100%	1
CARDIAC AND VASCULAR CONSULTANTS MD PA		1			1
CARE CONNECTIONS AT HOME LLC			1	100%	1
THE BRENNITY AT TRADITION			1	100%	1

COVID-19: testing by laboratory

Data through Apr 18, 2021 verified as of Apr 19, 2021 at 09:25 AM

Data in this report are provisional and subject to change.

The numbers in the table below represent the number of Florida and non-Florida residents for whom test results were received by the Department of Health. A person can be tested by more than one laboratory and can have both positive and negative results. **Therefore, the sum of the numbers in each column will be larger than the total number of people tested.**

Reporting lab	Inconclusive	Negative	Positive	Percent positive	Total
Lakeland Nursing and Rehabilitation Center LLC		1			1
DORA HOME CARE			1	100%	1
CONEY ISLAND HOSP			1	100%	1
HUNTSVILLE HOSPITAL			1	100%	1
Country View of Sunbury			1	100%	1
HALIFAX FAMILY HEALTH CENTER			1	100%	1
TRIPLE O RESEARCH INSTITUTE PA			1	100%	1
HAWAII DEPARTMENT OF HEALTH LAB			1	100%	1
Lenbrook		1			1
IPSUM DIAGNOSTICS LLC		1			1
SPACE COAST COMMUNITY PHARMACY			1	100%	1
KIDS HEALTH ALLIANCE PA			1	100%	1
Villa Maria			1	100%	1
CAROMONT HEALTH			1	100%	1
TILLAMOOK COUNTY GENERAL HOSPITAL LAB		1			1
PRESTIGE ER			1	100%	1
Walgreens #9121		1			1
CLIFTON-FINE HOSPITAL LABORATORY		1			1
MORELL			1	100%	1
PARK AVENUE MEDICAL PROFESSIONALS		1			1
Bolingreen Health and Rehabilitation		1			1
HEARTLAND PHARMACY SEBRING			1	100%	1
MAGGY PHARMACY INC		1			1
SOUTH FLORIDA URGENT CARE CENTERS, LLC			1	100%	1
CENTRAL FLORIDA MEDICAL CARE			1	100%	1
Walgreens #5421		1			1
MEDEXPRESS URGENT CARE - LAWTON		1			1
Good Samaritan Society-Atkinson		1			1
LAKE COMMUNITY ACTION AGENCY		1			1
PASCO COUNTY HEALTH DEPARTMENT			1	100%	1
VIP STARNETWORK		1			1
OKLAHOMA BLOOD INSTITUTE			1	100%	1
WALGREENS #05150		1			1
CVS LA1116POCT BATON ROUGE		1			1
1ST CHOICE URGENT CARE CENTER LLC			1	100%	1
CVS PA2867POCT FOLSOM		1			1
NEWCARE PRIMARY MEDICINE			1	100%	1
THE NEW JEWISH HOME		1			1
CFHC - FROSTPROOF			1	100%	1
COASTAL MANOR		1			1
Bay View Nursing and Rehabilitation Center			1	100%	1
IVAN, MAYA			1	100%	1
CVS TX1057POCT SAN ANTONIO		1			1
HENRICO DOCTOR'S LABORATORY			1	100%	1
Masonic Medical Research Institute			1	100%	1
CORPORATION OF AMERICA		1			1
Accordius Health at Gastonia			1	100%	1

COVID-19: testing by laboratory

Data through Apr 18, 2021 verified as of Apr 19, 2021 at 09:25 AM

Data in this report are provisional and subject to change.

The numbers in the table below represent the number of Florida and non-Florida residents for whom test results were received by the Department of Health. A person can be tested by more than one laboratory and can have both positive and negative results. **Therefore, the sum of the numbers in each column will be larger than the total number of people tested.**

Reporting lab	Inconclusive	Negative	Positive	Percent positive	Total
CONNECTICUT PEDIATRICS @ CHC		1			1
HOLYOKE MEDICAL CENTER			1	100%	1
Kroger 527 - The Little Clinic Hwy 70 S.		1			1
FLORIDA STATE UNIVERSITY HEALTH SERVICES			1	100%	1
Diversicare of Eupora		1			1
LAKE WALES DIALYSIS CENTER			1	100%	1
PELICAN STATE OUTPATIENT CENTER			1	100%	1
LAB. CORP. OF AMERICA			1	100%	1
STANLY REGIONAL MEDICAL CENTER			1	100%	1
MT VIEW			1	100%	1
PARKWAY REGIONAL MEDICAL CENTER LAB			1	100%	1
HEARTLAND OF ZEPHYRHILLS FL, LLC			1	100%	1
COSTCO PHARMACY #1023			1	100%	1
NCH HEALTHCARE CREEKSIDE ENDOSCOPY			1	100%	1
HATLEY HEALTH CARE, INC		1			1
MCR HEALTH MEDICAL EXPRESS			1	100%	1
INTERNAL MEDICINE GROUP OF WINTER HAVEN PA		1			1
CARESPOT - WELLINGTON			1	100%	1
CLINTON DRUG STORE		1			1
Arbor Springs Health and Rehab		1			1
TMH CANCER CENTER LABORATORY			1	100%	1
Kroger 395 - The Little Clinic Blanchester		1			1
CLINICAL LABORATORY DEPARTMENT			1	100%	1
ANDREWS			1	100%	1
EMERALD HEALTH CARE		1			1
Kroger 539 - The Little Clinic Memorial Blvd.		1			1
Central Alabama Veterans HCS - East Campus		1			1
Medilodge of Midland		1			1
JOHN HOPKINS WELLNESS CENTER PEPSICO			1	100%	1
CAN COMMUNITY HEALTH NORTH MIAMI, FL		1			1
GARDENS AT MAPLEWOOD			1	100%	1
Holly Hill Healthcare Center			1	100%	1
PUBLIC HEALTH LABORATORIES			1	100%	1
WVU MEDICINE - WESTON			1	100%	1
BIOLOGICAL AND CHEMICAL EMERGENCIES LABORATORY			1	100%	1
EAST FL CORE LAB			1	100%	1
MARYWOOD HEIGHTS		1			1
IZ MEDICAL		1			1
CLINICAL MICROBIOLOGY LAB FAIRVIEW UNIVERSITY HOSPITAL			1	100%	1
ADVANCE CARDIOVASCULAR IMAGING, INC			1	100%	1
PHOENIX MEDICAL CLINIC			1	100%	1
TALLAHASSEE DIALYSIS		1			1
J F K PEDIATRICS			1	100%	1
MED LAB SERVICES, LLC			1	100%	1
Oak Hill Health & Rehabilitation Center			1	100%	1
CARENOW URGENT CARE – SPRING			1	100%	1
BROOKSVILLE REGIONAL HOSPITAL			1	100%	1

COVID-19: testing by laboratory

Data through Apr 18, 2021 verified as of Apr 19, 2021 at 09:25 AM

Data in this report are provisional and subject to change.

The numbers in the table below represent the number of Florida and non-Florida residents for whom test results were received by the Department of Health. A person can be tested by more than one laboratory and can have both positive and negative results. **Therefore, the sum of the numbers in each column will be larger than the total number of people tested.**

Reporting lab	Inconclusive	Negative	Positive	Percent positive	Total
FAMILY MEDICAL CENTER OF HOLLYWOOD PA			1	100%	1
UNIVERSITY OF MIAMI - LENNAR CENTER			1	100%	1
YOUR HEALTH PEDIATRICS INC			1	100%	1
ORAL & FACIAL SURGERY			1	100%	1
CVS OH3481POCT MARYSVILLE		1			1
ABRAKIDABRA KIDS CLINIC			1	100%	1
ONPOINT URGENT CARE			1	100%	1
EH FARGO HOSPITAL LABORATORY			1	100%	1
PALM BEACH PEDIATRIC UROLOGY			1	100%	1
PENROSE HOSPITAL			1	100%	1
NEMOURS CHILDRENS URGENT CARE			1	100%	1
Williamstown Commons			1	100%	1
SWIFT CREEK HEALTH CENTER AT THE TEMPL		1			1
DESTIN SURGERY CENTER LTD		1			1
BAPTIST HEALTH SURGERY CENTER			1	100%	1
WW Chem Auto SS			1	100%	1
MEDICAL CENTER OF TRINITY - MOB		1			1
SUNY AT STONY BROOK			1	100%	1
PINECREST MANOR		1			1
FLORIDA MEDICAL CLINIC, PA		1			1
Garden Villa Bedford		1			1
ADVANCE GASTROENTEROLOGY			1	100%	1
CHILDRENS HEALTHCARE CTE OF NORTHERN		1			1
MEDHEALTH CLINICAL INC			1	100%	1
PROVIDENCE HOSPITAL			1	100%	1
PEDIATRIC SPECIALTY CLINIC COLLIER			1	100%	1
FAITH FAMILY PRACTICE			1	100%	1
Riverside Nursing & Rehabilitation Center		1			1
CASA DE ORO CARE AND REHABILITATION CE		1			1
PATHOLOGYT & LAB MEDICINE SERVICES			1	100%	1
Kroger 588 - The Little Clinic Thompsons Station		1			1
NEXT LEVEL URGENT CARE (WOODLANDS)			1	100%	1
Kroger 909 - The Little Clinic Hamilton			1	100%	1
ALL PRO ORTHOPEDICS & SPORTS MEDICINE, PA			1	100%	1
EXACCARE KINGSTON, LLC			1	100%	1
LIFESTREAM BEHAVIORAL CENTER INC			1	100%	1
SYNAPSE ANALYTICAL LABS		1			1
LAKE MARY DIALYSIS			1	100%	1
TIMPANOGOS REGIONAL HOSPITAL			1	100%	1
West Bay of Tampa Center			1	100%	1
Elderwood at Lancaster		1			1
STONESPRINGS HOSPITAL CENTER			1	100%	1
NORTH MIAMI BEACH SURGICAL CENTER			1	100%	1
Greenhaven Health and Rehabilitation		1			1
Diversicare of Ripley		1			1
SHAW MEDICAL GROUP LLC			1	100%	1
RIVERSIDE REGIONAL MED CENTER			1	100%	1

COVID-19: testing by laboratory

Data through Apr 18, 2021 verified as of Apr 19, 2021 at 09:25 AM

Data in this report are provisional and subject to change.

The numbers in the table below represent the number of Florida and non-Florida residents for whom test results were received by the Department of Health. A person can be tested by more than one laboratory and can have both positive and negative results. **Therefore, the sum of the numbers in each column will be larger than the total number of people tested.**

Reporting lab	Inconclusive	Negative	Positive	Percent positive	Total
DSL TENANT II LLC			1	100%	1
Waycross VA CBOC		1			1
SOUTHEASTERN HEALTH FACILITES, INC		1			1
WELLINGTON WEST 100176			1	100%	1
CARE CENTER OF LAKE PLACID			1	100%	1
SOUTHWEST ORLANDO FAMILY MEDICINE, PL			1	100%	1
SHANNON MEDICAL CENTER			1	100%	1
WAYNE MEMORIAL HOSPITAL		1			1
SUN CITY DIAGNOSTIC CENTER			1	100%	1
ELLCOTT CENTER FOR REHABILITATION AND		1			1
URGENTMED			1	100%	1
ATHENS MEDICAL CENTER			1	100%	1
UMASS MEMORIAL/MARLBORO HOSPITAL			1	100%	1
PRIME CARE FAMILY MEDICINE			1	100%	1
AHC Dyersburg		1			1
Good Samaritan Society - Mountian Lake		1			1
HIGHLANDS CLINICAL LABORATORY			1	100%	1
CVS NV9586POCT RENO		1			1
NIHCC			1	100%	1
DEVITA		1			1
NOVANT HEALTH PRINCE WILLIAM WELLNESS CENTER			1	100%	1
AESTHETIC PHYSICIANS PC			1	100%	1
PALM COAST DRAW STATION/AMERICAN HEALTH ASSOCIATES		1			1
Villages of St.Peters		1			1
BLACK SHEEP MEDICAL			1	100%	1
Mountain City Care and Rehabilitation Center		1			1
THE MEDICAL CENTER			1	100%	1
ADVENTHEALTH HOME CARE WATERMAN			1	100%	1
GENESIS HEALTH SYSTEM			1	100%	1
MEDICAL LIFE-INC GUIDEWELL EMERGENCY MEDICINE			1	100%	1
Remarkable Healthcare Dallas			1	100%	1
LONESTAR 24HRER MANAGEMENT LLC DBA LONESTAR 24HRER			1	100%	1
HEARTLAND REGIONAL MEDICAL CENTER		1			1
HOME AIDE SVC OF EASTERN NY INC D/B/A		1			1
Franciscan Convalescent Hospital		1			1
JEFFREY A HIRSCHFIELD, MD PA			1	100%	1
LABONE		1			1
PEDIATRIC PARTNERS OF ZEPHYRHILLS PA			1	100%	1
LANGLEY DIALYSIS			1	100%	1
CHI ST. LUKE'S HEALTH BCM MEDICAL CENTER			1	100%	1
MEDICAL EXAMINERS OFFICE, LEESBURG			1	100%	1
Avista Nursing and Rehab			1	100%	1
KIOSK MEDICINE KENTUCKY LLC		1			1
VANAJA SUREDDI MD PA			1	100%	1
UF HEALTH FAMILY MEDICINE-GOODBYS CREEK			1	100%	1
St. Catherine's manor of Findlay		1			1
VERMONT DEPT OF HEALTH LABORATORY			1	100%	1

COVID-19: testing by laboratory

Data through Apr 18, 2021 verified as of Apr 19, 2021 at 09:25 AM

Data in this report are provisional and subject to change.

The numbers in the table below represent the number of Florida and non-Florida residents for whom test results were received by the Department of Health. A person can be tested by more than one laboratory and can have both positive and negative results. **Therefore, the sum of the numbers in each column will be larger than the total number of people tested.**

Reporting lab	Inconclusive	Negative	Positive	Percent positive	Total
SC-GA2018 THE RIDGE REHABILITATION & H		1			1
American Fork Care Center dba Heritage Care Center		1			1
FIVE STAR PREMIER RESIDENCES OF POMPANO BEACH			1	100%	1
Parkside Manor		1			1
WORKFORCE HEALTH DEPARTMENT			1	100%	1
HOSPITALS OF PROVIDENCE TRANSMOUNTAIN CAMPUS, THE			1	100%	1
Kroger 016 - The Little Clinic Centennial		1			1
LOGAN COUNTY HOSPITAL			1	100%	1
JOHN D. ARCHBOLD MEMORIAL HOSPITAL			1	100%	1
MEDEXPRESS URGENT CARE - MT EPHRAIM		1			1
COSTAMED GRUPO MEDICO			1	100%	1
Encompass Health Rehab Hosp Tinton Falls		1			1
ENT AND ALLERGY ASSOCIATES, LLP		1			1
EMERY MEDICAL CENTER			1	100%	1
BMRHC HARRISON		1			1
Harris Hill Nursing Facility		1			1
WALGREENS #12624		1			1
WEST FLORIDA MEDICAL CENTER CLINIC			1	100%	1
FRESENIUS MEDICAL CARE TRADTION			1	100%	1
DEVLIN MANOR NURSING AND REHABILITATION		1			1
MARTIN LUTHER KING RENAL INSTITUTE			1	100%	1
ADVANCED MEDICAL LABORATORIES (AML)			1	100%	1
Peninsula Nursing and Rehabilitation Center		1			1
MEDEXPRESS URGENT CARE-HAVERHILL		1			1
POUDRE VALLEY HOSPITAL			1	100%	1
NORTHERN KENTUCKY HEALTH DEPARTMENT			1	100%	1
HIGHLAND LABORATORY			1	100%	1
WEST VIRGINIA LABORATORIES			1	100%	1
QUALITY LAB			1	100%	1
ADVANCED INDIVIDUALIZED MEDICINE OF NAPLES			1	100%	1
TITAN GENOMICS, LLC			1	100%	1
COUNTY OF HAMILTON			1	100%	1
DR Q PEDIATRICS			1	100%	1
NYU LANGONE AMBULATORY CARE LAKE SUCCE		1			1
NLAC SUMMERBIO			1	100%	1
St Mary's d'Youville Pavilion		1			1
PEACE HEALTH FAMILY MEDICINE AT 87TH AVE		1			1
SOUTHWOOD NURSING & RETIREMENT CENTER		1			1
PANCARE HEALTH - BRUCE			1	100%	1
RUBY MEMORIAL HOSP. LAB			1	100%	1
THE GROVE HEALTH AND REHAB			1	100%	1
ADVENTHEALTH DURAND			1	100%	1
MEDEX CLINIC LLC			1	100%	1
Advanced Health Care of St. George		1			1
MARYLAND DEPARTMENT OF HEALTH AND MENTAL HYGIENE			1	100%	1
Mountain View Manor			1	100%	1
ARTESIAN HOME		1			1

COVID-19: testing by laboratory

Data through Apr 18, 2021 verified as of Apr 19, 2021 at 09:25 AM

Data in this report are provisional and subject to change.

The numbers in the table below represent the number of Florida and non-Florida residents for whom test results were received by the Department of Health. A person can be tested by more than one laboratory and can have both positive and negative results. **Therefore, the sum of the numbers in each column will be larger than the total number of people tested.**

Reporting lab	Inconclusive	Negative	Positive	Percent positive	Total
BEAUMONT URGENT CARE		1			1
DOCTORS HOSPITAL OF LAREDO			1	100%	1
OPTUM OF HIALEAH		1			1
LOUIS STOKES CLEVELAND VA MEDICAL CENTER			1	100%	1
Kroger 126 - The Little Clinic Cottonwood		1			1
ASSOCIATESMD			1	100%	1
Shelbyville Manor		1			1
NORTH BROWARD MEDICAL CENTER			1	100%	1
BROOKS REHAB			1	100%	1
KAISER PERMANENTE REGIONAL REFERENCE LABORATORY		1			1
CHATSWORTH ASSISTED LIVING COMMUNITY AT PGA NATIONAL			1	100%	1
WILMINGTON NURSING AND REHAB			1	100%	1
Ashland Place Health and Rehabilitation, LLC		1			1
PHYSICIANS LAB INC			1	100%	1
KENDALL PEDIATRICS PARTNERS LLC			1	100%	1
Kroger - KRO03400316			1	100%	1
CENTRAL FL INTERNAL MEDICINE ASSOCIATES LLC		1			1
KIDZ FAMILY CARE			1	100%	1
NORTHWEST FLORIDA SPECIALTY PHYSICIANS LLC		1			1
HSRE-ASL CASSELBERRY TRS, LLC			1	100%	1
PINNACLE DIALYSIS		1			1
ALL CHILDRENS PEDIATRIC CLINIC			1	100%	1
Northern Nevada State Veterans Home		1			1
Dugan Memorial Home		1			1
HAYS CLINICAL LAB			1	100%	1
CHILDREN'S AT CHAMBLEE BROOKHAVEN URGE		1			1
WESTOX LABS		1			1
MORGAN MEDICAL CENTER		1			1
WINTER GARDEN CHILDREN'S HEALTH CENTERS			1	100%	1
MEMORIAL HERMANN MEDICAL GROUP-ATASCOCITA PEDS			1	100%	1
PALMETTO LANDING			1	100%	1
CENTRAL FLA PEDIATIC URGENT CARE LLC		1			1
STAYING HEALTHY MEDICAL SERVICES			1	100%	1
GATEWAY HEALTHCARE, PC			1	100%	1
VALLEY HOSPITAL MEDICAL CENTER		1			1
NORTH COUNTY MEDICAL LAB			1	100%	1
KROGER 915 - THE LITTLE CLINIC ANDERSON			1	100%	1
PATIENT FIRST - HAMILTON		1			1
Central Alabama Veterans HCS - West Campus		1			1
HAMPTON VAMC		1			1
EVENTIDE LUTHERAN HOME		1			1
GALVESTON COUNTY HEALTH DISTRICT			1	100%	1
RIO GRANDE REGIONAL HOSPITAL FAMILY PRACTICE CLINC			1	100%	1
NEMOURS CHILDREN'S PRIMARY CARE			1	100%	1
TEXAS HEALTH HARRIS METHODIST HOSPITAL			1	100%	1
LIFE CARE CENTER OF CLEVELAND		1			1
MID FLORIDA DERMATOLOGY ASSOCIATES PA			1	100%	1

COVID-19: testing by laboratory

Data through Apr 18, 2021 verified as of Apr 19, 2021 at 09:25 AM

Data in this report are provisional and subject to change.

The numbers in the table below represent the number of Florida and non-Florida residents for whom test results were received by the Department of Health. A person can be tested by more than one laboratory and can have both positive and negative results. **Therefore, the sum of the numbers in each column will be larger than the total number of people tested.**

Reporting lab	Inconclusive	Negative	Positive	Percent positive	Total
Piqua Manor		1			1
PROGRESSIVE URGENT CARE, PC			1	100%	1
CHILTON MEDICAL CENTER		1			1
NORTH FLORIDA CHILD DEVELOPMENT, INC			1	100%	1
NULEASE MEDICAL SOLUTIONS			1	100%	1
AdventHealth Care Center Zephyrhills North			1	100%	1
Orchid Cove at Naples			1	100%	1
VITAL CARE			1	100%	1
Glenburn Home		1			1
AFTER HOURS CLINIC			1	100%	1
DORAL KIDNEY CENTER			1	100%	1
Waddell Nursing & Rehab Center		1			1
NEMOURS CHILDREN'S			1	100%	1
Longwood Community Living Center		1			1
CRESTHAVEN			1	100%	1
SPELMAN COLLEGE DEPT OF HEALTH SERVICE		1			1
Juniper Village at Bucks County		1			1
LAB TEST KENDALL LLC		1			1
SPORTS MEDICINE CLINIC - U OF WYOMING			1	100%	1
SUPERKIDS PEDIATRICS			1	100%	1
COOSA VALLEY HEALTHCARE CENTER LLC		1			1
ST CATHERINE HOSPITAL LABORATORY			1	100%	1
ABBOTT LABORATORIES ROSS PRODUCTS			1	100%	1
MEDCARE QUALITY MEDICAL CENTER LLC			1	100%	1
CARE STATION MEDICAL GROUP		1			1
CMC MERCY LABORATORY			1	100%	1
PEDIATRIC PARTNERS ZEPHYRHILLS			1	100%	1
LANGLADE			1	100%	1
PALMETTO CHARTER SCHOOL☐		1			1
Signature HealthCare of Bowling Green		1			1
UF HEALTH THE VILLAGES			1	100%	1
Smg At Bridgewater Family Medicine		1			1
ALAFAYA WOODS FAMILY MEDICAL CENTER		1			1
NEW YORK STATE DEPARTMENT OF HEALTH			1	100%	1
DAYTONA BEACH CENTRA CARE			1	100%	1
CLEVELAND CLINIC FLORIDA WAIVED			1	100%	1
UPMC NORTHWEST HOSPITAL			1	100%	1
CVS NJ2369POCT JACKSON		1			1
CVS CA9751POCT AGOURA		1			1
NEW DISCOVERY BIOLOGICS, LLC		1			1
UMMC MIDTOWN CAMPUS			1	100%	1
GEORGETOWN URGENT CARE			1	100%	1
FAMILY PRACTICE ASSOCIATES		1			1
FIT4LIFE MEDICAL CENTER			1	100%	1
Altenheim Senior Living		1			1
CHILDRENS AT NORTH POINT URGENT CARE L		1			1
ADVOCATE GOOD SAMARITAN			1	100%	1

COVID-19: testing by laboratory

Data through Apr 18, 2021 verified as of Apr 19, 2021 at 09:25 AM

Data in this report are provisional and subject to change.

The numbers in the table below represent the number of Florida and non-Florida residents for whom test results were received by the Department of Health. A person can be tested by more than one laboratory and can have both positive and negative results. **Therefore, the sum of the numbers in each column will be larger than the total number of people tested.**

Reporting lab	Inconclusive	Negative	Positive	Percent positive	Total
MIAMI JEWISH DIALYSIS			1	100%	1
Abernethy Laurels		1			1
BAPTIST HEALTH MEDICAL PLAZA			1	100%	1
HEARTLAND NURSING & REHABILITATION		1			1
SELECT SPECIALTY HOSPITAL - ORLANDO SOUTH			1	100%	1
KEY BISCAYNE PEDIATRIC ASSOCIATES INC			1	100%	1
Kroger 569 - The Little Clinic Gallatin		1			1
KROGER 785 - THE LITTLE CLINIC DIXIE HWY		1			1
MODERN URGENT CARE			1	100%	1
St. Ann Rehabilitation and Nursing Center		1			1
MYCLINIC, INC			1	100%	1
ROSE MEDICAL CENTER LAB			1	100%	1
INTERMOUNTAIN HEALTHCARE CENTRAL LABORATORY			1	100%	1
MOSAIC MEDICAL CENTER MARYVILLE			1	100%	1
Wedgewood Manor		1			1
KINGWOOD EMERGENCY HOSPITAL			1	100%	1
Biopharmaceutics Laboratory Section		1			1
PARKVIEW MANOR NURSING HOME		1			1
REHABILITATION CENTER OF SOUTH GEORGIA		1			1
Kroger 523 - The Little Clinic Dickson			1	100%	1
ORMOND PEDIATRICS PA			1	100%	1
Freedom Pointe at The Villages			1	100%	1
CYPRESS CREEK DIALYSIS CTR			1	100%	1
Orange City Nursing and Rehab Center			1	100%	1
Grays Harbor Health and Rehabilitation		1			1
MEMORIAL HOSPITAL AT GULFPORT			1	100%	1
HEALTH CHOICES, PLLC		1			1
ADVANCED LABORATORY SERVICES			1	100%	1
CORPUS CHRISTI MEDICAL CENTER			1	100%	1
WILLOWBROOKE CT AT LIMA ESTATES		1			1
WATERTOWN URGENT CARE		1			1
Kroger 49 - The Little Clinic Wichita - 21st St.			1	100%	1
ADDINGTON PLACE EAST LAKE		1			1
AVON PARK CLUSTER		1			1
BUFFALO VAMC			1	100%	1
ATHENA PLASTIC SURGERY		1			1
Kroger 779 - The Little Clinic Georgetown		1			1
ST LUKE LUTHERAN HOME		1			1
SOUTH DADE NURSING & REHABILITATION CENTER			1	100%	1
PIEDMONT MOUNTAINSIDE HOSPITAL LAB - E		1			1
SOUTHERN WINDS			1	100%	1
PROVIDENCE PORTLAND MEDICAL CENTER		1			1
BLACKBERRY CENTER, THE		1			1
YUMA REGIONAL MEDICAL CENTER			1	100%	1
BAPTIST HEALTH FLOYD			1	100%	1
BAPTIST HOSPITAL EAST			1	100%	1
Good Shepherd Fairview Home, Inc.		1			1

COVID-19: testing by laboratory

Data through Apr 18, 2021 verified as of Apr 19, 2021 at 09:25 AM

Data in this report are provisional and subject to change.

The numbers in the table below represent the number of Florida and non-Florida residents for whom test results were received by the Department of Health. A person can be tested by more than one laboratory and can have both positive and negative results. **Therefore, the sum of the numbers in each column will be larger than the total number of people tested.**

Reporting lab	Inconclusive	Negative	Positive	Percent positive	Total
APC HEALTH LLC			1	100%	1
PALM BEACH COUNTY HEALTH DEPT.			1	100%	1
ENZO LABS INC			1	100%	1
ENT & ALLERGY ASSOCIATES, LLP - SLEEPY HOLLOW (ABBOTT)		1			1
CLIFTON SPRINGS		1			1
Kroger 907 - The Little Clinic Holland		1			1
CVS MA634POCT KINGSTON			1	100%	1
Consulate Health Care of Tallahassee			1	100%	1
DUKE UNIVERSITY POINT OF CARE TESTING PROGRAM			1	100%	1
Churchman Village LLC		1			1
ORMOND BEACH DIALYSIS			1	100%	1
Chateau Dville Rehab & Retirement		1			1
ARIZONA STATE LABORATORY			1	100%	1
SAINT FRANCIS HOSPITAL			1	100%	1
SAN JOSE CLINIC		1			1
LEE MEMORIAL HEALTH SYSTEMS HOME HEALTH		1			1
TMH PHYSICIAN PARTNERS QUINCY			1	100%	1
SENTARA NORFOLK GENERAL HOSPITAL			1	100%	1
SELF REGIONAL HEALTHCARE			1	100%	1
ST JOHN'S HOME CARE			1	100%	1
DORNOCH PLACE DEL PRADO		1			1
ADVENTHEALTH SENIOR CARE AT ORMOND			1	100%	1
MULTICARE PHYSICIANS			1	100%	1
SILVERMAN			1	100%	1
ADVANCED CARDIOVASCULAR DIAGNOSTICS OF FL			1	100%	1
Life Care Center of Paradise Valley		1			1
Heritage of Red Cloud		1			1
ROSLYN INTERNAL MEDICINE		1			1
NEW RIVER HEALTH DISTRICT			1	100%	1
MEDICAL ASSOCIATES OF CARTER		1			1
LOUISIANA STATE LAB			1	100%	1
MEDEXPRESS URGENT CARE-BRENTWOOD		1			1
NF Escambia, LLC DBA Olive BranchHealth and Rehabilitaion Center			1	100%	1
VIBRA HEALTH LABORATORY			1	100%	1
NHC HealthCare St. Charles		1			1
Good Samaritan Society - Albion		1			1
DW MCMILLAN MEMORIAL HOSPITAL LABORATORY			1	100%	1
ROBERT TAYLOR COMMUNITY COMPLEX			1	100%	1
DPH OP LAB			1	100%	1
LABORATORIO BUENA SALUD			1	100%	1
COMMONWEALTH OF VIRGINIA DIVISION OF CONSOLIDATED LABORATORY SERVICES			1	100%	1
JUPITER MEDICAL GROUP			1	100%	1
HEALTHCARE PARTNERS FAMILY MEDICINE LLC			1	100%	1
VA Texas Valley Coastal Bend Harlingen HCC		1			1
HEALTH CLINIC,THE		1			1
AVERA SACRED HEART HOSPITAL			1	100%	1
MEDEXPRESS URGENT CARE - BENTONVILLE		1			1

COVID-19: testing by laboratory

Data through Apr 18, 2021 verified as of Apr 19, 2021 at 09:25 AM

Data in this report are provisional and subject to change.

The numbers in the table below represent the number of Florida and non-Florida residents for whom test results were received by the Department of Health. A person can be tested by more than one laboratory and can have both positive and negative results. **Therefore, the sum of the numbers in each column will be larger than the total number of people tested.**

Reporting lab	Inconclusive	Negative	Positive	Percent positive	Total
RAMBAM URGENT CARE			1	100%	1
KETTERING MEDICAL CENTER			1	100%	1
Arlington Care Center			1	100%	1
ST FRANCIS MEDICAL CENTER			1	100%	1
YOUTH HEALTH CENTER OF HUNTINGTON		1			1
Summit Medical Group Morristown Oncology		1			1
BMC/NASSAU			1	100%	1
DOCTORS HEARING			1	100%	1
IVY CREEK HEALTHCARE & WELLNESS CENTRE			1	100%	1
GENVIEW DIAGNOSIS INC			1	100%	1
MID-FLORIDA CANCER CENTERS		1			1
Kroger - KR062000426			1	100%	1
FORT LOUDOUN PRIMARY CARE		1			1
WMC HEALTH GROUP INC			1	100%	1
BEST CARE COMMUNITY AND FAMILY HEALTH CENTER INC			1	100%	1
RIVIERA BEACH HEALTH CENTER LAB			1	100%	1
OPTIMAL MEDICINE INC		1			1
VISTA DEL SOL MED ASSOC		1			1
PHYSICIANS ASSOCIATES			1	100%	1
RAPID CITY REGIONAL HOSPITAL -579 ATTN. LABORATORY		1			1
JACK M MATHENY II MD			1	100%	1
AVERA ST. MARY'S HOSPITAL			1	100%	1
AURORA MEDICAL CENTER-KENOSHA			1	100%	1
Bivins Pointe			1	100%	1
MED BAR LLC		1			1
NHC Chattanooga			1	100%	1
DEPT OF VA MEDICAL CENTER - MIAMI			1	100%	1
GARNET HEALTH DOCTORS		1			1
EXCEL URGENT CARE OF NJ			1	100%	1
BETHESDA HOSPITAL			1	100%	1
GULF COAST VILLAGE HOME HEALTH INC			1	100%	1
WALGREENS #09456		1			1
SOUTH TEXAS HEALTH SYSTEM ER - WARE ROAD			1	100%	1
BRADENTON CONVENTION CENTER			1	100%	1
SALEM HOSPITAL REGIONAL LABORATORY		1			1
DIGNITY HEALTH GOHEALTH		1			1
CAREMOUNT MEDICAL PC		1			1
SPRINGBROOK HOSPITAL			1	100%	1
NEW MILFORD HOSPITAL			1	100%	1
HERNANDO COUNTY HEALTH DEPT			1	100%	1
VIRGINIA UROLOGY		1			1
SHP WESTCHESTER LLC		1			1
SAINT PETE MRI			1	100%	1
MAIN STREET PHARMACY OF MARCELLUS, INC		1			1
Kroger 63 - The Little Clinic Glassford Hill Rd		1			1
EDGAR PRICE FAMILY & CHILDREN HEALTHCARE CENTER			1	100%	1
FRESENIUS KIDNEY CARE OF CLERMONT WEST			1	100%	1

COVID-19: testing by laboratory

Data through Apr 18, 2021 verified as of Apr 19, 2021 at 09:25 AM

Data in this report are provisional and subject to change.

The numbers in the table below represent the number of Florida and non-Florida residents for whom test results were received by the Department of Health. A person can be tested by more than one laboratory and can have both positive and negative results. **Therefore, the sum of the numbers in each column will be larger than the total number of people tested.**

Reporting lab	Inconclusive	Negative	Positive	Percent positive	Total
CVS TN5694POCT SODDY DAISY		1			1
SOUTHERN HILLS MEDICAL CENTER			1	100%	1
FLORIDA KEYS PED AND ADOLES CTR			1	100%	1
NORTHEAST REGIONAL MEDICAL CENTER			1	100%	1
PATHLAB SERVICES			1	100%	1
WOODSTOCK HEALTH DEPARTMENT			1	100%	1
CORDOVA FAMILY PRACTICE			1	100%	1
EASTSIDE MEDICAL CLINIC		1			1
WATERS EDGE ELEMENTARY SCHOOL			1	100%	1
EMERGENCY CARE SERVICES LAB AT JFK MEDICAL CENTER			1	100%	1
CARENOW LAKE WORTH			1	100%	1
UUHC - REDSTONE HEALTH CENTER LABORATORY			1	100%	1
REGIONAL MEDICAL LABORATORY			1	100%	1
Alaska Domiciliary Care for Homeless Veterans		1			1
Carington Park			1	100%	1
STATE OF CALIFORNIA DOH SERVICES			1	100%	1
BAYSTATE REFERENCE LABORATORY			1	100%	1
FAIRHAVEN		1			1
CARRINGTON, LLC D/B/A THE CARRINGTON		1			1
UNIVERSITY OF FLORIDA			1	100%	1
TUNIS STREET GROUP HOME		1			1
Alden North Shore			1	100%	1
TITUSVILLE CENTER FOR SURGICAL EXCELLENCE LLC		1			1
ULTIMATE ANALYSIS LABORATORY			1	100%	1
WELLNOW URGENT CARE-OSWEGO			1	100%	1
PINEBROOK CARE AND REHABILITATION CENTER□			1	100%	1
MEDEXPRESS URGENT CARE - RUSSELLVILLE, W MAIN ST		1			1
SEASONS HOSPICE AND PALLIATIVE CARE OF			1	100%	1
SOUTHWESTERN STATE HOSPITAL LABORATORY			1	100%	1
PANCARE HEALTH - NORTHSIDE ELEMENTARY			1	100%	1
EXCEPTIONAL EMERGENCY CENTER			1	100%	1
CTMD MEDICAL CENTER, PA			1	100%	1
TANNER CLINIC			1	100%	1
PHYSICIANS PRIMARY CARE LEHIGH PEDS			1	100%	1
CVS AZ3264POCT PHOENIX			1	100%	1
ANSWERS RESOURCE FACILITY		1			1
Kroger 359 - The Little Clinic Bellevue		1			1
Isle Health and Rehabilitation Center			1	100%	1
KIDS CARE PEDIATRICS			1	100%	1
SENTARA AMBULATORY CARE CLINIC			1	100%	1
PRISMA HEALTH TUOMEY LABORATORY			1	100%	1
PREMIER FAMILY AND SPORTS MEDICINE LLC			1	100%	1
LEELANAU OPCO, LLC		1			1
MEDICAL CITY NORTH HILLS			1	100%	1
Medilodge of Mt. Pleasant		1			1
JACKSBORO URGENT CARE			1	100%	1
Sharon Care Center			1	100%	1

COVID-19: testing by laboratory

Data through Apr 18, 2021 verified as of Apr 19, 2021 at 09:25 AM

Data in this report are provisional and subject to change.

The numbers in the table below represent the number of Florida and non-Florida residents for whom test results were received by the Department of Health. A person can be tested by more than one laboratory and can have both positive and negative results. **Therefore, the sum of the numbers in each column will be larger than the total number of people tested.**

Reporting lab	Inconclusive	Negative	Positive	Percent positive	Total
CARESTAT HOSPICE SERVICES			1	100%	1
SHARP GROSSMONT HOSPITAL LABORATORY			1	100%	1
WILSON FAMILY MEDICINE LLC		1			1
Troy Center for Rehabilitation & Nursing		1			1
LUTHERAN HOSPITAL OF INDIANA			1	100%	1
CENTRAL FLORIDA HEALTH CARE, INC			1	100%	1
SOLARIS HEALTHCARE PLANT CITY		1			1
FRESENIUS SOUTH FORT MYERS		1			1
WATERBURY HOSPITAL REFERENCE LAB			1	100%	1
WAYNE COUNTY PUBLIC HEALTH		1			1
CVS MO8595POCT RAYMORE		1			1
USF PHYSICIANS GROUP			1	100%	1
GATEWAY LABORATORIES		1			1
BAPTIST MINOR MEDICAL CENTER			1	100%	1
YOUR HEALTH PEDIATRICS			1	100%	1
HUGH CHATHAM FAMILY MEDICINE INDEPENDENCE		1			1
EASTGENE LABORATORIES		1			1
APEX HOME HEALTHCARE			1	100%	1
SOUTHERN SPRINGS HEALTH CARE		1			1
THE CHRIST HOSPITAL			1	100%	1
ACCESS FAMILY CARE LLC			1	100%	1
WEST PALM BEACH PHARMACEUTICALS LLC			1	100%	1
SACRED HEART HOSPITAL			1	100%	1
NFRC CLINICAL LAB			1	100%	1
GOOD SAMARITAN SOCIETY-FOREST CITY		1			1
ANDERSON REGIONAL MEDICAL CENTER			1	100%	1
THEDACARE FAMILY MEDICINE GATEWAY			1	100%	1
BLOOD SYSTEMS LABORATORIES			1	100%	1
HEALTH AND HOPE CLINIC INC			1	100%	1
DONALSONVILLE HOSPITAL			1	100%	1
TARRYTOWN PHARMACY			1	100%	1
SC-GA2018 SIMPSONVILLE REHABILITATION		1			1
PLEASANT RIDGE MANOR WEST		1			1
DOCTOR TODAY URGENT CARE			1	100%	1
INHEALTH LIFE SCIENCES LLC			1	100%	1
KIDSVILLE PEDIATRICS III PA			1	100%	1
PATIENT FIRST - WOODBURY		1			1
WALK IN FAMILY MEDICINE CENTER			1	100%	1
PATIENT FIRST - CHERRY HILL		1			1
SEABROOK EMS			1	100%	1
PALACE CARE AND REHAB		1			1
CLAYTON NURSING AND REHABILITATION		1			1
CHAMBREL AT PINECASTLE			1	100%	1
ST. PETERSBURG PEDIATRICS-SEMINOLE			1	100%	1
BOLLES SCHOOL, THE			1	100%	1
CHRISTIANA HOSPITAL		1			1
ST PETERSBURG GENERAL HOSPITAL LABORATORY			1	100%	1

COVID-19: testing by laboratory

Data through Apr 18, 2021 verified as of Apr 19, 2021 at 09:25 AM

Data in this report are provisional and subject to change.

The numbers in the table below represent the number of Florida and non-Florida residents for whom test results were received by the Department of Health. A person can be tested by more than one laboratory and can have both positive and negative results. **Therefore, the sum of the numbers in each column will be larger than the total number of people tested.**

Reporting lab	Inconclusive	Negative	Positive	Percent positive	Total
PALOMAR MEDICAL CENTER			1	100%	1
CVS AZ9374POCT TUCSON		1			1
Carrollton Manor Inc		1			1
5 STAR HOME HEALTH SERVICES INC		1			1
CAPE CORAL HOSPITAL NURSING			1	100%	1
Kroger 767 - The Little Clinic Beaumont		1			1
URGENT CARE OF KANSAS CITY			1	100%	1
TITUSVILLE REHABILITATION AND NURSING CENTER		1			1
STORMONT VAIL HOSPITAL			1	100%	1
LP ELIZABETHTON		1			1
Manor Care Health Services- Wilmington			1	100%	1
FASTMED - LAKEWAY			1	100%	1
LAKE LURE HEALTH CENTER			1	100%	1
PHOEBE HOME INC		1			1
STERLING HOUSE OF PORT ORANGE		1			1
Dulles Health and Rehab Center		1			1
WELLSTAR SPALDING REGIONAL MEDICAL CENTER		1			1
LRGHEALTHCARE		1			1
CARENOW MURFREESBORO MEDICAL CENTER PK		1			1
Pinnacle Assisted Living			1	100%	1
HAMILTON CI MAIN UNIT ANNEX/ WORK CAMP			1	100%	1
LP Marietta II, LLC		1			1
SUMMIT DETOX INC			1	100%	1
EDWARD HOSPITAL			1	100%	1
CITRONELLE HEALTH AND REHABILITATION CENTER		1			1
PRIMARY CARE GROUP LLC		1			1
Garden View Care Center at Dougherty Ferry		1			1
Kroger 97 - The Little Clinic Hutchinson		1			1
ADVENTHEALTH PHYSICIAN GROUP - APPLEWOOD			1	100%	1
HEALTH DIV OAK RIDGE NATL LABORATORY		1			1
NORTH FLORIDA REGIONAL MEDICAL CENTER EMERGENCY			1	100%	1
C V S / PHARMACY #4396		1			1
SALTZER URGENT CARE			1	100%	1
TEXAS HEALTH ARLINGTON MEMORIAL HOSPITAL			1	100%	1
PEDRO MENENDEZ HEALTH CENTER AT ST JOHNS			1	100%	1
ALPHA CLINICAL LABORATORY CORP.			1	100%	1
FALKVILLE HEALTHCARE		1			1
ASCARATE DIALYSIS			1	100%	1
RADEAS			1	100%	1
MADISON REHABILITATION HOSPITAL		1			1
HAVASU REGIONAL MEDICAL CENTER			1	100%	1
OCCUPATIONAL HEALTH CENTER		1			1
ALLIANCE LABORATORY SERVICES			1	100%	1
RESTORE MEDICAL PARTNERS PLLC			1	100%	1
BAYLOR SCOTT AND WHITE MEDICAL CENTER -CENTENTENNIAL			1	100%	1
MIDWEST COVENANT HOME, INC		1			1
MEDEXPRESS URGENT CARE - HAMILTON SQUA		1			1

COVID-19: testing by laboratory

Data through Apr 18, 2021 verified as of Apr 19, 2021 at 09:25 AM

Data in this report are provisional and subject to change.

The numbers in the table below represent the number of Florida and non-Florida residents for whom test results were received by the Department of Health. A person can be tested by more than one laboratory and can have both positive and negative results. **Therefore, the sum of the numbers in each column will be larger than the total number of people tested.**

Reporting lab	Inconclusive	Negative	Positive	Percent positive	Total
CAREFIRST URGENT CARE - BEECHMONT			1	100%	1
LEESBURG DIALYSIS CENTER		1			1
Kroger 353 - The Little Clinic Harpers Point		1			1
ALBANNA PEDIATRICS CENTER			1	100%	1
MEDEXPRESS URGENT CARE - PATRICK STREE			1	100%	1
Rio Grande City Nursing and Rehab Center			1	100%	1
SOLDIERS' HOME OF HOLYOKE		1			1
CARESPOT - MIAMI GARDENS			1	100%	1
MEDICAL ARTS LABORATORY			1	100%	1
DISCOVERY AT HOME, LLC			1	100%	1
WINDSOR MANOR			1	100%	1
DIGESTIVE DISEASE CARE PC		1			1
OMAHA VA MEDICAL CENTER			1	100%	1
SOUTHEAST MISSOURI HOSPITAL		1			1
CVS CT692POCT NORTH HAVEN		1			1
BAYOU URGENT CARE			1	100%	1
WILLIAM S MIDDLETON MEMORIAL VET HOSP		1			1
Victoria Manor		1			1
PALM BEACH DIABETES AND ENDOCRINE SPECIALISTS, PA			1	100%	1
Coos County Nursing Home		1			1
HELGEMO & LIQU PEDIATRICS			1	100%	1
MEDCOR CORPORATE CLINIC			1	100%	1
THE LITTLE CLINIC LLC			1	100%	1
WESLEY MEDICAL CENTER			1	100%	1
WASHINGTON CENTER FOR REHABILITATION A		1			1
Erwin Health Care Center		1			1
EASTSIDE URGENT CARE			1	100%	1
RAYMOND F CARON MD			1	100%	1
WINCHESTER URGENT CARE, PC		1			1
PEDRO L ORTEGA MD PA			1	100%	1
FLAGLER COUNTY BOARD OF COUNTY COMMISSIONERS			1	100%	1
LITTLE COMPANY OF MARY HOSPITAL			1	100%	1
APOLLO ADVANCED HOME HEALTH CORP			1	100%	1
TEXAS HEALTH ARLINGTON MEMORIAL		1			1
HEALTHCARE ASSOCIATES OF IRVING, LLP			1	100%	1
BOCA CIEGA CENTER			1	100%	1
SYCAMORE MEDICAL CENTER-KETTERING HEALTH NETWORK			1	100%	1
KINGWOOD EMERGENCY CENTER			1	100%	1
TRUMAN MEDICAL CENTER - HOSPITAL HILL			1	100%	1
WALGREENS #04786		1			1
ORANGE PEDIATRICS PA			1	100%	1
GARDEN VIEW CARE CENTER		1			1
ELMCROFT OF TIMBERLIN PARC			1	100%	1
ARGENTINE CARE CENTER		1			1
PRACTITIONERS IN MOTION			1	100%	1
SAINT BARNABAS MEDICAL CENTER		1			1
KENNEDY BOULEVARD DIALYSIS			1	100%	1

COVID-19: testing by laboratory

Data through Apr 18, 2021 verified as of Apr 19, 2021 at 09:25 AM

Data in this report are provisional and subject to change.

The numbers in the table below represent the number of Florida and non-Florida residents for whom test results were received by the Department of Health. A person can be tested by more than one laboratory and can have both positive and negative results. **Therefore, the sum of the numbers in each column will be larger than the total number of people tested.**

Reporting lab	Inconclusive	Negative	Positive	Percent positive	Total
EXPRESS WALK IN MEDICAL CENTER			1	100%	1
CENTRAL JERSEY URGENT CARE OF GREEN BR		1			1
REDSTONE REHABILITATION & NURSING CENT		1			1
ALDEN PHARMACY		1			1
CARESPOT - LEE VISTA			1	100%	1
Kroger 683 - The Little Clinic Foothills Plaza		1			1
VIRTUA HEALTH AND REHABILITATION		1			1
MEDEXPRESS-DOVER		1			1
PARK AVENUE MEDICAL PROFESSIONALS PC		1			1
WEST FLORIDA HOSPITAL LABORATORY			1	100%	1
MDS PHARMA SERVICES		1			1
KENT		1			1
SANTA CLARA VALLEY MEDICAL CENTER			1	100%	1
INNOVATIVE CARE PARTNERS PLLC			1	100%	1
LANCASHIRE HALL NURSING AND REHABILITATION CENTER		1			1
HOSPITAL METROPOLITANO SAN GERMAN			1	100%	1
PRIME HEALTHCARE SERVICES		1			1
CUSTOM SCRIPTS PHARMACY		1			1
CARROLL UNIVERSITY STUDENT HEALTH CENTER		1			1
CAROLINAS PHYSICIAN NETWORK			1	100%	1
White Oak Manor - Rock Hill		1			1
Regency Square			1	100%	1
ST JOHN HOSPITAL & MEDICAL CENTER MICRO			1	100%	1
AMALIA'S COMMUNITY CLINIC, CORP			1	100%	1
Acts Manor House		1			1
ACCESS HEALTH CARE PHYSICIANS, LLC		1			1
Monument Health Custer Care Center		1			1
STONECREST MEDICAL CENTER		1			1
WILLOW DALE WELLNESS VILLAGE APARTMENT		1			1
PIEDMONT ATHENS REGIONAL HOSPITAL LAB			1	100%	1
VERIFY LABS			1	100%	1
APS-SUMMIT CARE PHARMACY, LLC DBA OMNICARE		1			1
HEALTHPARTNERS HUDSON CLINIC			1	100%	1
UABC			1	100%	1
Oceanside Health & Rehabilitation Center		1			1
WRIGHT PATTERSON AFB MEDICAL CENTER			1	100%	1
HEALTHCARE AND REHAB OF SANFORD			1	100%	1
NORDX			1	100%	1
CVS NY2297002CV NEW YORK			1	100%	1
BLAKE AT PENSACOLA OPERATION CO, LLC, THE			1	100%	1
INTERNAL MEDICINE GROUP OF CENTRAL FLORIDA			1	100%	1
USC VERDUGO HILLS HOSPITAL			1	100%	1
ALLIED PHYSICIANS GROUP		1			1
STEWART FLORIDA ALF, INC			1	100%	1
Kroger 929 - The Little Clinic Corryville		1			1
MEADOWS PARK HEALTH AND REHABILITATION		1			1
FOCUSED CARE AT ALLENBROOK		1			1

COVID-19: testing by laboratory

Data through Apr 18, 2021 verified as of Apr 19, 2021 at 09:25 AM

Data in this report are provisional and subject to change.

The numbers in the table below represent the number of Florida and non-Florida residents for whom test results were received by the Department of Health. A person can be tested by more than one laboratory and can have both positive and negative results. **Therefore, the sum of the numbers in each column will be larger than the total number of people tested.**

Reporting lab	Inconclusive	Negative	Positive	Percent positive	Total
Perham Living			1	100%	1
FIRST CARE OF GAINESVILLE			1	100%	1
LONG ISLAND MINIMALLY INVASIVE SURGERY		1			1
APOLLOMDX LLC			1	100%	1
WALGREENS # 11165		1			1
MEDEXPRESS URGENT CARE, MILLCREEK		1			1
CHILDREN'S AT SATELLITE BOULEVARD URGE		1			1
UNITED HEALTHCARE			1	100%	1
LOUNDY		1			1
MEDEXPRESS URGENT CARE - NUTLEY		1			1
BRUSHY CREEK FAMILY HOSPITAL			1	100%	1
PERFECT HEALTH URGENT CARE AND MEDICAL		1			1
PRIMARY & URGENT CARE CENTERS			1	100%	1
GENERATIONS CENTER OF SPENCER		1			1
NATIONAL INSTITUTES OF HEALTH CLINICAL CENTER			1	100%	1
GENESIS CARE USA OF FLORIDA, LLC			1	100%	1
BAM INC		1			1
VA Healthcare Center- Newburg		1			1
JUP Serology SubSection			1	100%	1
Heartland of Perrysburg		1			1
RIVERSIDE MEDICAL CENTER		1			1
SUNCOAST PRIMARY CARE LLC			1	100%	1
FLAGLER PROFESSIONAL HEALTH CARE SERVICES INC		1			1
ATHENS LIMESTONE HOSPITAL		1			1
FLORIDA DEPARTMENT OF HEALTH IN CITRUS COUNTY		1			1
SANFORD LABORATORIES WATERTOWN			1	100%	1
BROOKSHIRE, THE			1	100%	1
HALEYVILLE HEALTH CARE CENTER		1			1
ARCADIA DIALYSIS CENTER			1	100%	1
Community Compassion Center of Batesville			1	100%	1
COMMUNITY MEDICAL CENTER-ORANGE CITY		1			1
TEVAPHARM			1	100%	1
STEPHEN G NELSON MD PA			1	100%	1
ADVENTHEALTH MEDICAL GROUP OBSTETRICS			1	100%	1
441 URGENT CARE CENTER - BROWNWOOD			1	100%	1
HEALTH CARE SERVICES LC			1	100%	1
MARION GENERAL HOSPITAL			1	100%	1
WALGREENS #15291		1			1
Broomall Manor		1			1
Lexington Medical Center Extended Care		1			1
PROVIDENCE ST. PATRICK HOSPITAL			1	100%	1
Courtenay Springs Village			1	100%	1
CURA LABORATORY SERVICES			1	100%	1
Glen Oaks Health and REhabilitation		1			1
LIFECARE MEDICAL CENTER			1	100%	1
WESTCOAST FAMILY PRACTICE		1			1
EDITH NOURSE ROGERS MEMORIAL VAMC		1			1

COVID-19: testing by laboratory

Data through Apr 18, 2021 verified as of Apr 19, 2021 at 09:25 AM

Data in this report are provisional and subject to change.

The numbers in the table below represent the number of Florida and non-Florida residents for whom test results were received by the Department of Health. A person can be tested by more than one laboratory and can have both positive and negative results. **Therefore, the sum of the numbers in each column will be larger than the total number of people tested.**

Reporting lab	Inconclusive	Negative	Positive	Percent positive	Total
SPECIALTY DRUG TESTING			1	100%	1
PUBLIX PHARMACY #1488		1			1
Salem Hills Rehabilitation and Nursing Center		1			1
CENTRAL CAROLINA HOSPITAL			1	100%	1
FAMILY MEDICAL CARE OF MOUNT DORA INC			1	100%	1
2504-HOMEWOOD		1			1
Eddy Memorial Geriatric Center		1			1
ODYSSEY HEALTH CARE OF MARION COUNTY LLC		1			1
PIEDMONT QUICKCARE		1			1
KANA MEDICAL			1	100%	1
ACCESS TOTAL CARE			1	100%	1
MD NOW URGENT CARE			1	100%	1
MEDCARE-GARNERS FERRY			1	100%	1
BRISTOL CHILDRENS CLINIC			1	100%	1
SPECIALTY MOLECULAR - DENVER			1	100%	1
Kroger - KRO03500568			1	100%	1
Kroger 968 - The Little Clinic Colerain Township		1			1
SUMMERLIN MEDICAL CENTRE			1	100%	1
LABTECH DIAGNOSTICS			1	100%	1
ELEMENTS PHARMACY			1	100%	1
CVS MA1121POCT WESTFORD		1			1
ST JOHNS MEDICAL CENTER		1			1
CLINICAL PATHOLOGY LABORATORIES SOUTHEAST INC			1	100%	1
Moab Regional Hospital			1	100%	1
RENOWN REGIONAL MEDICAL CENTER			1	100%	1
FAIRFIELD MEDICAL CENTER			1	100%	1
GUILFORD IMMEDIATE CARE, SYAH, LLC		1			1
RIVERSIDE PEDIATRIC GROUP, INC		1			1
SACRED HEART HOSPITAL NURSING			1	100%	1
Maple Lane Nursing Home		1			1
ORDRS, INC.			1	100%	1
QLABS			1	100%	1
SACRED HEART MEDICAL CENTER			1	100%	1
SPHERE DX			1	100%	1
PATIENT FIRST - SICKLERVILLE		1			1
UNIVERSITY OF TOLEDO MEDICAL CENTER			1	100%	1
BATESVILLE - SHERWOOD URGENT CARE			1	100%	1
Kroger 83 - The Little Clinic Rock Road		1			1
OAKWOOD HOSPITAL - DEARBORN LAB			1	100%	1
HALIFAX HEALTH PRIMARY CARE ORMOND			1	100%	1
AMERICAN FAMILY CARE - SMYRNA			1	100%	1
ELKTON TRANSITIONAL CARE CENTER		1			1
CVS IL2297652CV CHICAGO		1			1
Eagle Point Health Care Center		1			1
INTERNAL MEDICINE ASSOCIATES		1			1
Advanced Rehabilitation of Vernon		1			1
Medicalodges Neosho			1	100%	1

COVID-19: testing by laboratory

Data through Apr 18, 2021 verified as of Apr 19, 2021 at 09:25 AM

Data in this report are provisional and subject to change.

The numbers in the table below represent the number of Florida and non-Florida residents for whom test results were received by the Department of Health. A person can be tested by more than one laboratory and can have both positive and negative results. **Therefore, the sum of the numbers in each column will be larger than the total number of people tested.**

Reporting lab	Inconclusive	Negative	Positive	Percent positive	Total
ABSOLUTE QUICK CARE			1	100%	1
Trucare Living Centers - Columbus		1			1
MANOR CARE OF DELRAY BEACH FL LLC		1			1
Lopatcong Center		1			1
CONCORDIA MANOR			1	100%	1
SIGNATURE CARE MEMORIAL CITY			1	100%	1
MISSION HOSPITAL – MEMORIAL CAMPUS			1	100%	1
MALUHIA		1			1
Sarah A. Todd Memorial Home		1			1
BOTTINEAU GOOD SAMARITAN CENTER		1			1
ST. JOHN HOSPITAL & MEDICAL CENTER			1	100%	1
Woodstock Nursing and Rehabilitation Center		1			1
USA Healthcare LTC, LLC - Folsom Center for Rehabilitation & Healthca		1			1
VA Boston HCS-West Roxbury Division			1	100%	1
HILTON HEAD HOSPITAL/INPATIENT			1	100%	1
KIOSK MEDICINE OF KENTUCKY LLC		1			1
NEW HORIZON PRIMARY CARE LLC			1	100%	1
ST LUKE'S CORNWALL HOSPITAL N			1	100%	1
Sherwood Oaks Health Center			1	100%	1
CFCH - FROSTPROOF			1	100%	1
SONNI'S PEDIATRICS			1	100%	1
MACKINAC STRAITS LONG TERM CARE UNIT		1			1
Central Park Healthcare & Rehabilitation Center		1			1
bishop rehabilitation and nursing center		1			1
CVS AZ7855POCT TUCSON		1			1
MOBILE MEDICAL UNIT- SAINT JOSEPH REG		1			1
MARQUETTE GENERAL HOSPITAL			1	100%	1
CHIPLEY DIALYSIS			1	100%	1
ALPHA 1 ANTITRYPSIN RESEARCH PROGRAM			1	100%	1
SPEARE MEMORIAL HOSPITAL			1	100%	1
BRITTNEY WHELIHAN IRWIN ARNP LLC			1	100%	1
SOUTHERN REGIONAL MEDICAL CENTER		1			1
Kroger 379 - The Little Clinic Stony Brook		1			1
WMC HEALTH GROUP OF KISSIMMEE LLC			1	100%	1
TANGLEWOOD MANOR		1			1
SUMMIT LABORATORY			1	100%	1
WEST PENSACOLA DIALYSIS CENTER			1	100%	1
CENTRAL TX MEDICAL CENTER - LAB			1	100%	1
Kroger 519 - The Little Clinic Staples Mill Road		1			1
LABORATORY SERVICES SGHS - CAMDEN		1			1
CLEVELAND CLINIC FLORIDA LAB			1	100%	1
Portsmouth Health and Rehab			1	100%	1
MOREHOUSE COLLEGE STUDENT HEALTH CENTE		1			1
TAMPA GENERAL MEDICAL GROUP LABORATORY HEALTHPARK			1	100%	1
FOUNDCARE HEALTH			1	100%	1
MEDEXPRESS URGENT CARE - LINDEN		1			1
FAMILY MEDICINE AT KISSIMMEE		1			1

COVID-19: testing by laboratory

Data through Apr 18, 2021 verified as of Apr 19, 2021 at 09:25 AM

Data in this report are provisional and subject to change.

The numbers in the table below represent the number of Florida and non-Florida residents for whom test results were received by the Department of Health. A person can be tested by more than one laboratory and can have both positive and negative results. **Therefore, the sum of the numbers in each column will be larger than the total number of people tested.**

Reporting lab	Inconclusive	Negative	Positive	Percent positive	Total
JOSEPH REINA PHARMACY INC DBA JRX PHAR		1			1
CVS AZ3749POCT GOODYEAR		1			1
MEDHELP			1	100%	1
CHESAPEAKE REGIONAL MEDICAL CENTER			1	100%	1
Encompass Health Rehab Hosp Alexandria		1			1
PATIENT FIRST-GENERAL BOOTH			1	100%	1
HEART HOSPITAL OF LAFAYETTE: EMERGENCY ROOM			1	100%	1
HCL LABORATORIES			1	100%	1
CELEBRATION HOSPITAL			1	100%	1
APPLECARE BRUNSWICK			1	100%	1
BRUNSWICK HEALTH AND REHABILITATION CE		1			1
DR JAMES D FORBES FAMILY CARE CENTER			1	100%	1
Ohman Family Living at Holly Assisted Living		1			1
ASSOCIATES MD MEDICAL GROUP INC			1	100%	1
UNC HOSPITALS			1	100%	1
ST. MARY MEDICAL CENTER		1			1
LEHIGH PULMONARY ASSOCIATES			1	100%	1
CARENOW URGENT CARE - ANTIOCH		1			1
SUREPOINT URGENT CARE PADRE ISLAND			1	100%	1
FAMILY MEDICAL CENTER		1			1
Kroger 465 - The Little Clinic Oakley		1			1
ST VINCENTS OUTPATIENT IMAGING		1			1
UNLIMITED MEDICAL SERVICES OF FL PL DBA		1			1
PUBLIX PHARMACY #1122		1			1
JP MORGAN CHASE HEALTH SERVICES			1	100%	1
CENTRAL ALABAMA HEALTH CARE SYSTEM			1	100%	1
AMERICAN MEDICAL RESPONSE - FARMER BRA		1			1
WORKCARE, INC GLOBALFOUNDRIES			1	100%	1
Eden Meadows		1			1
DOCTORS AFTER HOURS URGENT CARE CENTER			1	100%	1
BROCK HUGHES MEDICAL CENTER			1	100%	1
LAKE SIDE MEDICAL CENTER		1			1
Ideal Senior Living Center		1			1
PEDIATRIC ASSOCIATES - MIAMI LAKES		1			1
Kroger 524 - The Little Clinic Iron Bridge Road		1			1
CONCIERGE IV NUTRITION			1	100%	1
Springdale Village		1			1
LAKEWOOD RANCH MEDICAL GROUP LLC			1	100%	1
GINKGO BIOWORKS INC (CONCENTRIC)		1			1
Long Beach Care Center			1	100%	1
NAVARRO MEDICAL CENTERS LLC			1	100%	1
NORTHCREST PHYSICIAN SERVICES INC		1			1
Waters of Covington		1			1
OPCO LLC LEGACY NURSING AND REHABILITA		1			1
WALGREENS_CHICAGO		1			1
Village Green Health & Rehabilitation		1			1
MEDTOWN PHARMACY			1	100%	1

COVID-19: testing by laboratory

Data through Apr 18, 2021 verified as of Apr 19, 2021 at 09:25 AM

Data in this report are provisional and subject to change.

The numbers in the table below represent the number of Florida and non-Florida residents for whom test results were received by the Department of Health. A person can be tested by more than one laboratory and can have both positive and negative results. **Therefore, the sum of the numbers in each column will be larger than the total number of people tested.**

Reporting lab	Inconclusive	Negative	Positive	Percent positive	Total
Cypress Cove Center		1			1
HHCS PHARMACY INC			1	100%	1
FREEPORT ER DOX URGENT CARE		1			1
NORTHSIDE HOSPITAL GWINNETT		1			1
SACRED HEART HEALTH SYSTEM- MIDWIFE PROGRAM			1	100%	1
SHAH			1	100%	1
MEMORIAL URGENT CARE CENTER -			1	100%	1
CONWAY - SHERWOOD URGENT CARE			1	100%	1
FLAGLER CARE CENTER			1	100%	1
MOUNT SINAI MEDICAL CENTER HIALEAH			1	100%	1
LEXINGTON HOSPITAL CORPORATION			1	100%	1
WINTER PARK MEMORIAL HOSPITAL LABORATORY		1			1
Chatsworth Health Care		1			1
URGENT CARE OF COASTAL GEORGIA			1	100%	1
Diversicare of Smyrna		1			1
AMERICAN DRUG TESTING LAB LLC			1	100%	1
HOSPITAL SISTERS HEALTH SYSTEM (HSHS)			1	100%	1
Wildwood Healthcare		1			1
BLUFFTON HEALTH CENTER			1	100%	1
Imperial Healthcare Centre			1	100%	1
GIBSON AREA PRIMARY CARE			1	100%	1
SOUTHWEST FLORIDA DIVISION LAB			1	100%	1
DIMMIT REGIONAL HOSPITAL			1	100%	1
UNIVERSITY OF SOUTH FLORIDA			1	100%	1
BAYMEADOWS PEDIATRIC CARE		1			1
MT SINA1 HOSPICE			1	100%	1
Walgreens #5065		1			1
MCG HOSPITALS AND CLINICS			1	100%	1
CARESPOT EXPRESS HEALTHCARE BOYNTON BEACH			1	100%	1
Strasburg Care Center		1			1
CVS NE8615POCT LINCOLN		1			1
WOOD COUNTY HEALTH DEPARTMENT			1	100%	1
Shoreline Care Center			1	100%	1
RMC BROOKHOLLOW MED AESTHETICS INC		1			1
HENRY FORD HOSPITAL			1	100%	1
NEVADA DEPARTMENT OF HEALTH AND HUMAN SERVICES			1	100%	1
Towne Manor East		1			1
BOND COUNTY HEALTH DEPARTMENT			1	100%	1
Lakeview Care Center			1	100%	1
CYPRESS CREEK OUTPATIENT SURGICAL CTR, LLC			1	100%	1
Brynwood Health & Rehabilitation Center			1	100%	1
PEDIATRIC PARTNERS			1	100%	1
ASSISTED LIVING AT TREZEVANT		1			1
North Ottawa Care Center at Heartwood Lodge		1			1
ST JOHN'S MEDICAL CENTER, TETON VILLAGE			1	100%	1
SOUTHEASTERN PATHOLOGY ASSOCIATES			1	100%	1
SOUTH COUNTY MEDICAL CENTER			1	100%	1

COVID-19: testing by laboratory

Data through Apr 18, 2021 verified as of Apr 19, 2021 at 09:25 AM

Data in this report are provisional and subject to change.

The numbers in the table below represent the number of Florida and non-Florida residents for whom test results were received by the Department of Health. A person can be tested by more than one laboratory and can have both positive and negative results. **Therefore, the sum of the numbers in each column will be larger than the total number of people tested.**

Reporting lab	Inconclusive	Negative	Positive	Percent positive	Total
DIVERSICARE OF BIG SPRINGS		1			1
VIVEX/UMTB BIOMEDICAL			1	100%	1
Chateau Girardeau			1	100%	1
NORTH SHORE HEMATOLOGY-ONCOLOGY ASSOCIATES PC		1			1
PHI LIFE SCIENCES			1	100%	1
Big River Nursing and Rehab		1			1
MEDEXPRESS URGENT CARE -HOWELL US HWY		1			1
TERRELL URGENT CARE			1	100%	1
NORTH PALM CHIDRENS PHYSICIANS			1	100%	1
Urgent Care 24/7 Orlando LLC			1	100%	1
UW MEDICINE CHU LAB			1	100%	1
TRUCARE LIVING CENTERS - SELMA			1	100%	1
RELIANCE HOME HEALTH CARE INC		1			1
INTEGRITY SPINE AND ORTHOPEDICS LLC			1	100%	1
AUSTIN URGENT CARE			1	100%	1
URGENT CARE NORTHWEST		1			1
PALM COTTAGE OPERATOR LLC			1	100%	1
GEORGE WASHINGTON UNIVERSITY HOSPITAL			1	100%	1
CHILDREN'S MEMORIAL HOSPITAL			1	100%	1
Brakeley Park Center		1			1
HENRY FORD WEST BLOOMFIELD HOSPITAL			1	100%	1
NEXTCARE NIFONG			1	100%	1
SSC NASHVILLE OPERATING CO LLC D/B/A		1			1
BRONSON METHODIST HOSPITAL			1	100%	1
QUEST INC			1	100%	1
Walgreens #11724		1			1
MID FLORIDA COMMUNITY SERVICES			1	100%	1
OPTUM MEDICAL CLINIC IN ROCKRIMMON			1	100%	1
STITCHES ACUTE CARE CENTER OF CHEYENNE			1	100%	1
Princeton Place			1	100%	1
BMC MAYPORT			1	100%	1
ADVANCED CARDIOVASCULAR DIAGNOSTICS PL		1			1
Kroger 682 - The Little Clinic New Holland Market			1	100%	1
PREMIER HEALTH CARE INC			1	100%	1
CAN COMMUNITY HEALTH LLC		1			1
DERMDX, DIV OF AURORA DIAGNOSTICS/BERNHARDT LAB		1			1
BROOKDALE FORT WALTON BEACH			1	100%	1
BETHESDA ON TURKEY CREEK			1	100%	1
MARTIN MEMORIAL MEDICENTER			1	100%	1
El Paso Health Care Center			1	100%	1
Monument Health Strugis Care Center		1			1
SAINT JOSEPH'S HOSPITAL AND MEDICAL CENTER		1			1
AUGUSTA UNIVERISTY MEDICAL CENTER			1	100%	1
WESTCHESTER MEDICAL CENTER ADVANCED		1			1
Spring Gate Rehab and Healthcare Center		1			1
Kroger 086 - The Little Clinic Broomfield-Sheridan		1			1
FRIO REGIONAL PRIMARY CARE AND URGENT CARE CLINIC			1	100%	1

COVID-19: testing by laboratory

Data through Apr 18, 2021 verified as of Apr 19, 2021 at 09:25 AM

Data in this report are provisional and subject to change.

The numbers in the table below represent the number of Florida and non-Florida residents for whom test results were received by the Department of Health. A person can be tested by more than one laboratory and can have both positive and negative results. **Therefore, the sum of the numbers in each column will be larger than the total number of people tested.**

Reporting lab	Inconclusive	Negative	Positive	Percent positive	Total
PCG MOLECULAR			1	100%	1
MINUTECLINIC DIAGNOSTIC OF NH, LLC (CL		1			1
BRIGHAM YOUNG UNIV STUDENT HEALTH CTR			1	100%	1
IMMY LABS			1	100%	1
COLER REHABILITATION AND NURSING CARE		1			1
MAYO MEDICAL LABORATORIES			1	100%	1
BIOMERIEUX			1	100%	1
CLINICAL RESEARCH OF WEST FLORIDA		1			1
WASHINGTONVILLE PHARMACY INC		1			1
WEST COAST CLINICAL LABS INC			1	100%	1
POETS WALK SARASOTA			1	100%	1
CLARKSVILLE HEALTH SYSTEM			1	100%	1
SONORAN DESERT PATHOLOGY			1	100%	1
HOUSTON DEPARTMENT OF HEALTH AND HUMAN SERVICES			1	100%	1
AUGUSTA HEALTH CLINICAL LABORATORY			1	100%	1
CVS TN6394POCT BRENTWOOD		1			1
PUTNAM CO HOSPITAL-D/B/A ASBURY TOWERS		1			1
LIFE CARE CENTER OF GWINNETT		1			1
Avera Sr. James Care Center		1			1
PALM SPRINGS GENERAL HOSPITAL			1	100%	1
FLORIDA ADVANCED MEDICAL AND DERM AESTHETICS LLC			1	100%	1
SHANNON CLARK OD, PA			1	100%	1
Seal Rock Healthcare		1			1
OPTI MED PHARMACY		1			1
Robinson Terrace Rehabilitation and Nursing Center		1			1
PATHOLOGY ASSOCIATES			1	100%	1
ST MARYS HEALTH CARE SYSTEM		1			1
ELKHART GENERAL HOSPITAL			1	100%	1
Victory Health and Rehabilitation			1	100%	1
MERRILL GARDENS AT CHAMPIONSGATE			1	100%	1
Kroger 368 - The Little Clinic Frankfort West		1			1
IRA FIALKO DO			1	100%	1
BISHOP KEARNEY		1			1
WALGREENS #4086		1			1
HARRIS URGENT CARE CENTER			1	100%	1
MEMORIALCARE LONG BEACH MEDICAL CENTER			1	100%	1
SJMC PHYSICIAN SERVICES			1	100%	1
PREMISEHEALTH		1			1
AURORA HEALTH CARE METRO INC			1	100%	1
FAMILY MEDICAL CENTRE			1	100%	1
TAMPA HEALTH CARE PROVIDERS PA		1			1
BELMONT VILLAGE AT JOHNS CREEK		1			1
TITUS REGIONAL MEDICAL CENTER			1	100%	1
Hillside Rehab and Care Center			1	100%	1
COLOMBO'S PHARMACY		1			1
COASTAL ER IX, PHYSICIANS PREMIER			1	100%	1
FAIRVIEW SOUTHDALE			1	100%	1

COVID-19: testing by laboratory

Data through Apr 18, 2021 verified as of Apr 19, 2021 at 09:25 AM

Data in this report are provisional and subject to change.

The numbers in the table below represent the number of Florida and non-Florida residents for whom test results were received by the Department of Health. A person can be tested by more than one laboratory and can have both positive and negative results. **Therefore, the sum of the numbers in each column will be larger than the total number of people tested.**

Reporting lab	Inconclusive	Negative	Positive	Percent positive	Total
Kroger 670 - The Little Clinic Powell		1			1
THE LITTLE CLINIC, LLC			1	100%	1
SWIFTCARE URGENT CARE, PLLC			1	100%	1
ARISTACARE AT MANCHESTER		1			1
DIXIE REGIONAL MEDICAL CENTER			1	100%	1
PORTAGE MEDICAL CENTER			1	100%	1
BOCA GENERAL AND FAMILY MEDICINE		1			1
ANMED HEALTH MEDICAL CENTER			1	100%	1
INDIAN RIDGE		1			1
CLERMONT PEDIATRICS, PA			1	100%	1
WILLOWBROOKE COURT AT MATTHEWS GLEN		1			1
PRIORITY CARE LLC			1	100%	1
CROWNPOINT HEALTHCARE FACILITY		1			1
Ramsey Village		1			1
BAYLOR SCOTT & WHITE MEDICAL SURGICAL CLINIC			1	100%	1
HEBER VALLEY HOSPITAL			1	100%	1
Mason Health and Rehab		1			1
PATHOLOGY		1			1
PM PEDIATRICS OF BAYSIDE, PLLC		1			1
BARRINGTON TERRACE NAPLES			1	100%	1
DAUGHTERS OF SARAH NURSING CENTER		1			1
Memorial Health Care Center			1	100%	1
KATHY L ANDERSON DO PA			1	100%	1
LIMA MEMORIAL HOSPITAL			1	100%	1
CONCENTRA - OCALA		1			1
Bethel Lutheran Nursing & Rehabilitation Center		1			1
REFERENCE LABORATORY			1	100%	1
Kroger 397 - The Little Clinic Frankfort East		1			1
PROVIDENCE ST PETER HOSPITAL		1			1
MONMOUTH MEDICALC ENTER		1			1
ORMC-ARDEN/EOI			1	100%	1
Towne Manor West		1			1
SANITAS RESEARCH LLC			1	100%	1
Hearthstone Nursing and Rehabilitation Center		1			1
HOLLAND COMMUNITY HOSPITAL		1			1
GOSHEN HOSPITAL			1	100%	1
CARDIOLOGY AND FITNESS MEDICINE		1			1
Kroger - KR070600172		1			1
BRADENTON DIALYSIS			1	100%	1
SUSAN F. WILLIAMS M.D., P.A.			1	100%	1
QUALITY CLINICAL LAB LLC			1	100%	1
FOUNDATION LABORATORY			1	100%	1
WELLSTAR STUDENT SERVICES-MARIETTA CLI		1			1
PINNACLE PAIN CENTER PS DBA LYNX HEALTHCARE		1			1
MARTIN MEM FAMILY CARE AT ST LUCIE W			1	100%	1
WYOMING OPCO, LLC DBA MEDILODGE OF WYO		1			1
CVS SC7012POCT BALLENTINE			1	100%	1

COVID-19: testing by laboratory

Data through Apr 18, 2021 verified as of Apr 19, 2021 at 09:25 AM

Data in this report are provisional and subject to change.

The numbers in the table below represent the number of Florida and non-Florida residents for whom test results were received by the Department of Health. A person can be tested by more than one laboratory and can have both positive and negative results. **Therefore, the sum of the numbers in each column will be larger than the total number of people tested.**

Reporting lab	Inconclusive	Negative	Positive	Percent positive	Total
CONCENTRA - LEESBURG		1			1
DEERFIELD BEACH REHABILITATION AND NURSING			1	100%	1
ALL PEDIATRIC CARE PA			1	100%	1
PULMONARY, CRITICAL CARE AND SLEEP DISORDERS INSTITUTE OF SOUTH FLORID			1	100%	1
FAYETTE MEDICAL CENTER LAB		1			1
WATERVIEW HILLS REHABILITATION AND NUR		1			1
OCALA REGIONAL DIALYSIS- NORTH			1	100%	1
CAREWELL URGENT CARE FITCHBURG			1	100%	1
LABWORKS LLC			1	100%	1
WALGREEN#12147		1			1
Kroger 541 - The Little Clinic Long Hollow Pike		1			1
OAKVIEW INC		1			1
Elm Crest Senior Living Community		1			1
Brattleboro Crossings LLC dba Pine Heights at Brattleboro		1			1
ASUNCION HOME HEALTH CARE CORP			1	100%	1
Kroger 444 - The Little Clinic Dent		1			1
NATION'S BEST CARE HOME HEALTH			1	100%	1
BAYSHORE DIALYSIS			1	100%	1
CACERES SPECIALIZED GYNECOLOGY		1			1
MISSOURI DEPT. OF HEALTH			1	100%	1
ABINGTON MEMORIAL HOSPITAL			1	100%	1
ICARE		1			1
Piedmont Crossing		1			1
WELLMED AT LONGWOOD			1	100%	1
BLOOMINGDALE MEDICAL ASSOC			1	100%	1
Ladera Center		1			1
OXY-GENLAB			1	100%	1
ELDERWOOD AT WAVERLY		1			1
SLIDELL MEMORIAL HOSPITAL			1	100%	1
UT HEALTH RIO GRANDE VALLEY PRIMARY CARE AT			1	100%	1
CLINICAL TRIALS OF TAMPA LLC		1			1
MEDEXPRESS URGENT CARE - HADLEY		1			1
DAYTONA BEACH DIALYSIS			1	100%	1
PASTEUR MEDICAL CENTER LLC		1			1
HORIZON MEDICAL CENTER			1	100%	1
Dupage Care Center			1	100%	1
MORGAN STANELY HEALTH CENTER		1			1
Kroger 629 - The Little Clinic Cartersville, GA Hwy 41		1			1
ORLANDO PHYSICIAN NETWORK		1			1
Walgreens #9620		1			1
VA OPTOMETRY CLINIC			1	100%	1
Sage Bluff Health & Rehabilitation Center		1			1
MED FIRST IMMEDIATE CARE AND FAMILY PRACTICE			1	100%	1
FAST TEST NOW		1			1
FLORIDA HEALTH CARE MEDICAL GROUP		1			1
BOYKIN		1			1
MEDEXPRESS URGENT CARE - CABOT			1	100%	1

COVID-19: testing by laboratory

Data through Apr 18, 2021 verified as of Apr 19, 2021 at 09:25 AM

Data in this report are provisional and subject to change.

The numbers in the table below represent the number of Florida and non-Florida residents for whom test results were received by the Department of Health. A person can be tested by more than one laboratory and can have both positive and negative results. **Therefore, the sum of the numbers in each column will be larger than the total number of people tested.**

Reporting lab	Inconclusive	Negative	Positive	Percent positive	Total
THE HEART HOSPITAL BAYLOR PLANO			1	100%	1
LabCorp L#09258295 M#09258285			1	100%	1
DOCTORS MEMORIAL HOSP HOME HEALTH CARE		1			1
LEE HEALTH KIDS URGENT CARE		1			1
WEST BOYNTON DIALYSIS			1	100%	1
SPECTRUM LABORATORY			1	100%	1
TENNOVA ER - SANGO			1	100%	1
DR. K PEDIATRICS			1	100%	1
AIRPORT MEDICAL SOLUTIONS ORLANDO			1	100%	1
BEVERLY ADVANCED PRACTICE NURSING		1			1
NEMOURS CHILDREN HOSPITAL			1	100%	1
NEW ERA HEALTH CENTER INC		1			1
FRESENIUS KIDNEY CARE OCALA			1	100%	1
CAREHERE HUDSON BAY			1	100%	1
Crowne Health Care of Thomasville		1			1
Chateau Living Center			1	100%	1
ELLIS HOSPITAL URGENT CARE CENTER LAB		1			1
ARIZA WELLNESS CARE LLC			1	100%	1
THE TOLEDO HOSPITAL			1	100%	1
MEMORIAL HEALTH UNIVERSITY MEDICAL		1			1
Sunnybrook Rehabilitation Center			1	100%	1
Kroger 532 - The Little Clinic Murfreesboro		1			1
SOUTHEASTERN INTEGRATED MEDICAL PL			1	100%	1
LEE MEMORIAL HOSPITAL OUTPATIENT SURGERY CENTER			1	100%	1
TRAFALGAR DIALYSIS			1	100%	1
Excel Care Center			1	100%	1
NORTH FLORIDA FAMILY MEDICINE			1	100%	1
Ash Flat Healthcare and Rehabilitation Center			1	100%	1
BAYFRONT HEAL WOUND CARE AND HYPERBARIC CENTER			1	100%	1
SUNSHINE PEDIATRICS OF LUTz			1	100%	1
Vibrallife of El Paso Rehabilitation Center			1	100%	1
1ST MED DOTHAN			1	100%	1
VELOCITY URGENT CARE - CHIMNEY HILL			1	100%	1
MERCY - NORTH IOWA			1	100%	1
Birmingham Nursing and Rehabilitation East LLC		1			1
BAPTIST MEDICAL PLAZA AT WESTCHESTER			1	100%	1
PEACHEALTH LABORATORIES		1			1
WAYCROSS INTRTNAL MEDICINE			1	100%	1
PARTNERS IN PRIMARY CARE		1			1
MISSOURI DEPARTMENT OF HEALTH AND SENIOR SERVICES - STATE PH LAB		1			1
SUTTER GOULD MEDICAL FOUNDATION			1	100%	1
BRANKO D PEJIC MD FAMILY PRACTICE			1	100%	1
SANFORD LABORATORY BISMARCK			1	100%	1
CONTINENTAL HOME HEALTH CARE INC			1	100%	1
VALLEY VISTA CARE CENTER		1			1
LIBERTY URGENT CARE			1	100%	1
PREMIUM HOME HEALTH CARE INC			1	100%	1

COVID-19: testing by laboratory

Data through Apr 18, 2021 verified as of Apr 19, 2021 at 09:25 AM

Data in this report are provisional and subject to change.

The numbers in the table below represent the number of Florida and non-Florida residents for whom test results were received by the Department of Health. A person can be tested by more than one laboratory and can have both positive and negative results. **Therefore, the sum of the numbers in each column will be larger than the total number of people tested.**

Reporting lab	Inconclusive	Negative	Positive	Percent positive	Total
Baypoint Healthcare Center			1	100%	1
VETERANS AFFAIRS MEDICAL CENTER - EAST ORANGE			1	100%	1
GABRIELA GOLDSTEIN MD PA			1	100%	1
MOBILE INFIRMARY MEDICAL CENTER			1	100%	1
KID FIXERS		1			1
Lutheran Community at Telford		1			1
LEGACY SPECIALTY PHARMACY CORP			1	100%	1
HEALTH ALLIANCE			1	100%	1
TFH HOME HEALTH INC			1	100%	1
CATHEDRAL GERONTOLOGY CENTER DBA CATHEDRAL CARES			1	100%	1
MISSISSIPPI VALLEY REGIONAL BLOOD CENTER			1	100%	1
TRITENN LLC		1			1
LCMC LAB SUBSECTION		1			1
PEDIATRIC ASSOCIATES - DORAL			1	100%	1
Ozark Health and Rehabilitation, LLC		1			1
CERMAK HEALTH SERVICES			1	100%	1
NSPIRE HEALTHCARE PLANTATION			1	100%	1
ROYAL PALM PEDIATRICS			1	100%	1
ASHLEY CLINICAL DIAGNOSTIC LABORATORY			1	100%	1
LAMARQUE DIALYSIS			1	100%	1
CVS TX4794POCT ARLINGTON		1			1
Casa Real Center		1			1
Maplewood of Cheshire County		1			1
ABRAZO WEST CAMPUS			1	100%	1
SYNERGY DIALYSIS INC			1	100%	1
CHILDREN'S NATIONAL MEDICAL CENTER			1	100%	1
INTEGRATED GENETICS SEQUENOM		1			1
AAA MEDICAL TESTING			1	100%	1
Community Care Center of Heritage House, LLC			1	100%	1
Rehab Select of Talladega		1			1
ADVANCED RESEARCH AND DIAGNOSTIC LABORATORY UNIVERSITY OF MINNESOTA			1	100%	1
MORSELIFE HOME CARE INC			1	100%	1
PEDIATRIC ASSOCIATES OF ORLANDO			1	100%	1
SMITH KLINE			1	100%	1
FORT MYERS NORTH DIALYSIS		1			1
ORCHARD PARK HEALTH CARE AND REHABILITATION CENTER		1			1
ANY LAB TEST NOW JACKSONVILLE		1			1
GOLDING-GRANADO MEDICAL ASSOCIATES		1			1
BOULDER COMMUNITY HOSPITAL			1	100%	1
MINUTE CLINIC DIAGNOSTICS OF IN, LLC #6252		1			1
PM PEDIATRICS PC			1	100%	1
THE CLINIC ON SIXTH			1	100%	1
LINK PHARMACY LLC		1			1
PHYSICIANS IMMEDIATE CARE			1	100%	1
DAVITA DIALYSIS-NORTH			1	100%	1
CARESPOT - OVIEDO			1	100%	1
MARTIN ARMY COMMUNITY HOSPITAL			1	100%	1

COVID-19: testing by laboratory

Data through Apr 18, 2021 verified as of Apr 19, 2021 at 09:25 AM

Data in this report are provisional and subject to change.

The numbers in the table below represent the number of Florida and non-Florida residents for whom test results were received by the Department of Health. A person can be tested by more than one laboratory and can have both positive and negative results. **Therefore, the sum of the numbers in each column will be larger than the total number of people tested.**

Reporting lab	Inconclusive	Negative	Positive	Percent positive	Total
URGENT CARE CENTER OF PORT ORANGE LLC			1	100%	1
Canandaigua VAMC		1			1
CSI LABORATORIES FLORIDA			1	100%	1
PULMONARY MEDICINE		1			1
Kroger 500 - The Little Clinic Speedway		1			1
Birmingham Nursing & Rehab Center		1			1
SIGNATURE CARE COLLEGE STATION			1	100%	1
BETTER U BETTER LIFE WELLNESS LLC			1	100%	1
LOPEZ		1			1
UF HEALTH - WILDLIGHT			1	100%	1
BL DIAGNOSTICS LLC			1	100%	1
PRIMARY CARE SERVICES AT WESTMINSTER V		1			1
BRIDGES AT LIFE CARE CENTER OF OCALA, THE			1	100%	1
INDIAN RIVER CLINICAL LABORATORY, INC.		1			1
LAREDO CARE CLINIC NORTH		1			1
HEALTH FIRST HOME CARE		1			1
FLORHAM PARK ENDOSCOPY CENTER		1			1
CONVENIENT URGENT CARE			1	100%	1
HARMONY HEALTHCARE ORLANDO INC		1			1
JMJ FAMILY PRACTICE			1	100%	1
MEDCOR, INC			1	100%	1
LOURDES URGENT CARE			1	100%	1
SIERRA HEALTH CARE CENTER		1			1
WY RETIREMENT CENTER		1			1
DR PHILLIPS CENTER FOR WELLNESS		1			1
Hillside Manor Rehabilitation and Extended Care Center		1			1
CARESPOT - OCOEE			1	100%	1
Tremont Health & Rehabilitation Center		1			1
ALLEGANY COUNTY DEPARTMENT OF HEALTH		1			1
UNIVERISTY HOSPITAL			1	100%	1
LUMICO LIFE INSURANCE COMPANY		1			1
MARY WASHINGTON HOSPITAL HOME HEALTH AGENCY	1				1
DIAGNOSTIC GROUP INTEGRATED HEALTHCARE			1	100%	1
BEACHSIDE DETOX		1			1
CENTRAL FLORIDA ADULT MEDICINE		1			1
A.G. Rhodes		1			1
LEHIGH REGIONAL WOUND CENTER			1	100%	1
MERITUS MEDICAL CENTER			1	100%	1
NEVADA RURAL HOUSING AUTHORITY			1	100%	1
FLORIDA DEPARTMENT OF HEALTH IN BROWARD COUNTY		1			1
AURORA CONSOLIDATED LABORATORY			1	100%	1
FLORIDA SOUTHERN COLLEGE			1	100%	1
Kroger 705 - The Little Clinic Richmond		1			1
The Center at Centennial			1	100%	1
RIDGE OPTUM FLORIDA			1	100%	1
The Pines at Poughkeepsie Center for Nursing and Rehabilitation		1			1
HIDALGO FAMILY CLINIC			1	100%	1

COVID-19: testing by laboratory

Data through Apr 18, 2021 verified as of Apr 19, 2021 at 09:25 AM

Data in this report are provisional and subject to change.

The numbers in the table below represent the number of Florida and non-Florida residents for whom test results were received by the Department of Health. A person can be tested by more than one laboratory and can have both positive and negative results. **Therefore, the sum of the numbers in each column will be larger than the total number of people tested.**

Reporting lab	Inconclusive	Negative	Positive	Percent positive	Total
PANCARE HEALTH - CARR ELEM & MIDDLE SCHOOL			1	100%	1
Kroger 717 - The Little Clinic Dolphin Drive			1	100%	1
CARESOUTH HHA HOLDINGS OF THE TREASURE COAST LLC			1	100%	1
CVS CT2210POCT RIVERSIDE		1			1
BAYCARE OUTREACH LAB AT NEW TAMPA			1	100%	1
ADAPTIVE BIOTECHNOLOGIES			1	100%	1
ADVENTHEALTH MEDICAL GROUP SENIOR HEALTH AT			1	100%	1
HILLSBORO MEDICAL CENTER MAIN LABORATO		1			1
HARDEN DIALYSIS		1			1
ST JOHNS EPISCOPAL HOSPITAL SOUTH SHORE		1			1
WALGREENS #10854		1			1
GRANITE FALLS LTC, LLC		1			1
PACIFICA CARE PLLC			1	100%	1
HEALTH FIRST MEDICAL GROUP LLC			1	100%	1
LOUIS A JOHNSON VAMC		1			1
BAY AREA HOSPITAL LAB & HST		1			1
GOOD PEDIATRICS			1	100%	1
MEDSTAR HEALTH URGENT CARE			1	100%	1
TOMAH VAMC			1	100%	1
SANTA MONICA FERTILITY			1	100%	1
ST. LUKE'S HOSPITAL			1	100%	1
SUMMER PLACE NURSING & REHABILITATION		1			1
Crowne Place Assisted Living		1			1
NEW SMYRNA BEACH AMBULATORY CARE CTR			1	100%	1
CHRISTUS GOOD SHEPHERD MEDICAL CENTER			1	100%	1
Integrity Healthcare of Carbondale			1	100%	1
MANCHESTER COMMONS		1			1
REELFOOT FAMILY WALK-IN CLINIC		1			1
BAPTIST ASI			1	100%	1
Lantern Park Specialty Care		1			1
TRIHEALTH			1	100%	1
SOUTH SEMINOLE HOSPITAL POCT			1	100%	1
The Jordan Center		1			1
RIVIERA BEACH INTEGRATED CARE INC			1	100%	1
CARBON HEALTH			1	100%	1
Valley View Health and Rehabilitation, LLC		1			1
AML DIAGNOSTICS- ADV TESTING IN METABOLIC MEDICINE			1	100%	1
DOCTORS CARE - GREER		1			1
SV MOBILE HEALTH			1	100%	1
EPIC CARE PHARMACY		1			1
Westminster Canterbury Richmond		1			1
GREATER TAMPA AT HOME			1	100%	1
Parkwood Healthcare Facility		1			1
THE READING HOSPITAL AND MEDICAL CENTER			1	100%	1
CALIFORNIA PUBLIC HEALTH LABORATORY			1	100%	1
Gulf Coast health and Rehabilitation, LLC		1			1
MADISON AT OVIEDO			1	100%	1

COVID-19: testing by laboratory

Data through Apr 18, 2021 verified as of Apr 19, 2021 at 09:25 AM

Data in this report are provisional and subject to change.

The numbers in the table below represent the number of Florida and non-Florida residents for whom test results were received by the Department of Health. A person can be tested by more than one laboratory and can have both positive and negative results. **Therefore, the sum of the numbers in each column will be larger than the total number of people tested.**

Reporting lab	Inconclusive	Negative	Positive	Percent positive	Total
DIXIE COUNTY JAIL			1	100%	1
AUTUMN HOUSE			1	100%	1
Senatobia Healthcare & Rehab		1			1
MED CHOICE CENTER OF NORTH MIAMI			1	100%	1
EVERLYWELL DIAGNOSTICS			1	100%	1
SC-GA2018 MCCORMICK REHAB & HEALTHCARE		1			1
MEDICAL CLINIC OF HOUSTON			1	100%	1
ST. LUKES HOSPITAL			1	100%	1
GENESEE COUNTY HEALTH DEPARTMENT		1			1
LADY LAKE FAMILY MEDICINE			1	100%	1
MERITER LABORATORIES			1	100%	1
DOCTORS CHOICE HOME CARE INC			1	100%	1
AMERICAN LAB LLC		1			1
Kroger 006 - The Little Clinic Uintah Gardens		1			1
MISSION HOSPITAL			1	100%	1
DESERT ROSE FL LLC		1			1
STAMFORD HOSPITAL			1	100%	1
FAIRVIEW HOSPITAL			1	100%	1
SPARTA HEALTH & REHAB		1			1
ManorCare Yeadon		1			1
MEDLABS OF FLORIDA LLC D/B/A MEDLABS DIAGNOSTICS		1			1
MEDICAL ASSOCIATES OF THE SHOALS		1			1
BALLAD HEALTH MEDICAL ASSOCIATES URGENT CARE			1	100%	1
Walgreens #12695			1	100%	1
SMITH			1	100%	1
FAMILY MEDICAL CLINIC KENDALL LLC			1	100%	1
Walgreens #17445		1			1
PASTEUR MEDICAL HIALEAH GARDEN LLC			1	100%	1
FAMILY & INTERNAL MEDICINE CENTER		1			1
LABORATORIO MEDICO CENTRAL CONDOMINO MD			1	100%	1
BORINQUEN HEALTH CENTER			1	100%	1
HEALTH PLUS SUNRISE MEDICAL OFFICE			1	100%	1
Kroger 419 - The Little Clinic Farmington/Exeter		1			1
COLLIER BLVD HMA PHYSICIANS MANAGEMENT LLC			1	100%	1
Kroger 699 - The Little Clinic Smyrna		1			1
OAKWOOD HOSPITAL - SOUTHSORE			1	100%	1
ST JOHNS PEDIATRICS PA		1			1
LAURELS OF NORWORTH		1			1
INDIANA STATE DEPARTMENT OF HEALTH CLINIC MICROBIOLOGY		1			1
Fairview			1	100%	1
CONCIERGE INTERNAL MEDICINE ASSOCIATES			1	100%	1
MEDICAL CENTER			1	100%	1
LAKE VISTA DIALYSIS			1	100%	1
FHPG INTERNAL MEDICINE OF BRANDON			1	100%	1
LAS PALOMAS SENIOR LIVING		1			1
LOVELACE WOMEN'S HOSPITAL		1			1
C A R E S		1			1

COVID-19: testing by laboratory

Data through Apr 18, 2021 verified as of Apr 19, 2021 at 09:25 AM

Data in this report are provisional and subject to change.

The numbers in the table below represent the number of Florida and non-Florida residents for whom test results were received by the Department of Health. A person can be tested by more than one laboratory and can have both positive and negative results. **Therefore, the sum of the numbers in each column will be larger than the total number of people tested.**

Reporting lab	Inconclusive	Negative	Positive	Percent positive	Total
Parkview Care Center			1	100%	1
AVERA MEDICAL GROUP			1	100%	1
HALIFAX HEALTH PRIMARY CARE			1	100%	1
NORWALK HOSPITAL			1	100%	1
Kroger 698 - The Little Clinic 14th Street/Bell		1			1
Southwest Louisiana Veterans Home			1	100%	1
MINUTE CLINIC DIAGNOSTIC PA			1	100%	1
MEDICAL CITY DENTON			1	100%	1
SALUDA NURSING CENTER		1			1
ST LUKES SURGICAL AT THE VILLAGES INC			1	100%	1
ORMOND MEDICAL ARTS FAMILY PRACTICE PL			1	100%	1
ENCOMPASS HEALTH REHABILITATION HOSPITAL OF UTAH		1			1
WINNIFRED ASSISTED LIVING FACILITY INC		1			1
MEDONE URGENT CARE			1	100%	1
CARENOW MIDTOWN			1	100%	1
MED-LAKE LABORATORY			1	100%	1
QC LABORATORY			1	100%	1
CVS TX3702POCT KATY		1			1
HAWKEYE CARE CENTER DUBUQUE		1			1
Illiana HCS -Danville VAMC		1			1
MONTCLAIR STATE UNIV/HLTH & WELLNESS		1			1
GOOD SAMARITAN SOCIETY - DE SMET		1			1
BAPTIST EMERGENCY HOSPITAL - KELLY			1	100%	1
Walgreens #3661		1			1
VERITAS GENETICS, INC.			1	100%	1
REGIONAL MED CTR BAYONET POINT			1	100%	1
Kroger 894 - The Little Clinic NEC		1			1
EAST TENNESSEE STATE UNIVERSITY		1			1
WALGREENS #15369		1			1
CATERPILLAR INC - MIAMI DISTRIBUTION CENTER			1	100%	1
WINDMOOR HEALTHCARE			1	100%	1
Allen Health and Rehabilitation		1			1
Heritage Inn Health and Rehabilitation		1			1
SOUTHWEST REGIONAL PCR LABORATORY			1	100%	1
Schenectady Center for Rehabilitation & Nursing		1			1
WALGREENS #10308		1			1
METRO HEALTH HOSPITAL LABORATORY		1			1
COMMUNITY			1	100%	1
Pelican Health Norfolk			1	100%	1
GREATER MIAMI DIALYSIS			1	100%	1
Signature Healthcare of Fort Wayne		1			1
EMERSON HOSPITAL LABORATORY			1	100%	1
CENTRAL FLORIDA HOSPITALIST			1	100%	1
MID FLORIDA BIOLOGICALS			1	100%	1
Hempfield Manor		1			1
CHILDRENS SPECIALIST PEDIATRIC PULMMOLOGY &			1	100%	1
WYOMING COUNTY DEPARTMENT OF HEALTH		1			1

COVID-19: testing by laboratory

Data through Apr 18, 2021 verified as of Apr 19, 2021 at 09:25 AM

Data in this report are provisional and subject to change.

The numbers in the table below represent the number of Florida and non-Florida residents for whom test results were received by the Department of Health. A person can be tested by more than one laboratory and can have both positive and negative results. **Therefore, the sum of the numbers in each column will be larger than the total number of people tested.**

Reporting lab	Inconclusive	Negative	Positive	Percent positive	Total
Heritage Health of Peru			1	100%	1
UT MD ANDERSON CANCER CENTER-TUMOR MARKER LAB			1	100%	1
SOUTHWESTERN VERMONT MEDICAL CENTER			1	100%	1
SPINE & PAIN CONSULTANT PLLC		1			1
Indian Oaks Living Center		1			1
CRESTVIEW MED CLIN LAB			1	100%	1
MEMORIAL HOSPITAL MIRAMAR WAIVED TESTING			1	100%	1
Kroger 838 - The Little Clinic Fairborn		1			1
PENSACOLA PATHOLOGY		1			1
AUBURNDALE DOCTOR TODAY			1	100%	1
CareATC - Columbia College #58		1			1
FLORIDA CLINICAL LABORATORY INC DBA			1	100%	1
Kingston Care Center of Fort Wayne		1			1
The Evangelical Lutheran Good Samaritan Society Prescott Village		1			1
CVS OH3306POCT AKRON		1			1
BSA PHYSICIANS GROUP, INC D/B/A BSA FAMILY MEDICAL			1	100%	1
Court House Center		1			1
HIBISCUS COURT			1	100%	1
ASHLEY PEDIATRICS DAY AND NIGHT CLINIC			1	100%	1
ALIMETRIX INC		1			1
Alden Lincoln Park			1	100%	1
OCEANVIEW NURSING AND REHABILITAION CENTER			1	100%	1
SANTA MONICA CA-UCLA MC			1	100%	1
Avon Health Center		1			1
FLAGLER MEDICAL ASSOCIATES PA			1	100%	1
LAKELAND MEDICAL CENTER			1	100%	1
Kroger 970 - The Little Clinic Westfield			1	100%	1
PAMC MICRO LAB			1	100%	1
MEDEXPRESS URGENT CARE-MEADVILLE			1	100%	1
Falmouth By The Sea			1	100%	1
VCU HEALTH SYSTEM AUTHORITY - MCV HOSPITALS			1	100%	1
JAX FAMILY CARE		1			1
CHI ST VINCENT LITTLE ROCK DIAGNOSTIC CLINIC			1	100%	1
DILELLA			1	100%	1
WESTMORELAND REGIONAL HOSPITAL			1	100%	1
METROPOLITAN			1	100%	1
VISTA LAKE ASSISTED LIVING			1	100%	1
SIPERSTEIN DERMATOLOGY LLC			1	100%	1
VA ST LOUIS HEALTH CARE SYSTEM			1	100%	1
SUNCOAST RESEARCH GROUP LLC			1	100%	1
HEALTH PARTNERS LLC		1			1
CORONA CONCIERGE, LLC		1			1
LITTLE FALLS HOSPITAL LABORATORY		1			1
FAMILY AND INTERNAL MEDICINE ASSOCIATES		1			1
MARYLAND DEPARTMENT OF HEALTH AND MENTAL HYGIENE-LABORATORIES			1	100%	1
BEAUMONT HOSPITAL			1	100%	1
FLORIDA MEDICAL CLINIC PA GI			1	100%	1

COVID-19: testing by laboratory

Data through Apr 18, 2021 verified as of Apr 19, 2021 at 09:25 AM

Data in this report are provisional and subject to change.

The numbers in the table below represent the number of Florida and non-Florida residents for whom test results were received by the Department of Health. A person can be tested by more than one laboratory and can have both positive and negative results. **Therefore, the sum of the numbers in each column will be larger than the total number of people tested.**

Reporting lab	Inconclusive	Negative	Positive	Percent positive	Total
ANDERSON FAMILY MEDICINE			1	100%	1
BRANDON OUTREACH CLINIC			1	100%	1
SKYRIDGE CLINICAL ASSOCIATES		1			1
EILEEN TURBESSI MD PA		1			1
ST JUDE CARE CENTER		1			1
Brown Nursing Home		1			1
CARENOW-MONTGOMERY			1	100%	1
BRIAN C GRINER MD LLC			1	100%	1
PALMETTO PRIMARY CARE PHYSICIANS			1	100%	1
HEALTHFORCE PARTNERS INC			1	100%	1
Kroger 682 - The Little Clinic Combs and Gantzel		1			1
Le Roy Village Green		1			1
ROSE HAVEN NURSING CENTER		1			1
AFFILIATED LABORATORIES INC			1	100%	1
Brownwood Nusing & Rehabilitation		1			1
CAPITAL HEALTH PLAN - GOVERNORS SQUARE			1	100%	1
ORCHID TERRACE		1			1
Kroger 390 - The Little Clinic North College Hill		1			1
Lemont Nursing and Rehab Center			1	100%	1
Livingston County Center for Nursing and Rehabilitation		1			1
PIEDMONT NEWTON HOSPITAL		1			1
ASSURANCE HEALTHCARE AND COUNSELING CENTER		1			1
CAPSTONE REHABILITATION AND HEALTHCARE		1			1
ATMORE COMMUNITY HOSPITAL			1	100%	1
SARASOTA MEMORIAL HEALTHCARE			1	100%	1
Kroger 433 - The Little Clinic Atoka		1			1
FLORIDA DIGESTIVE AND LIVER SPECIALISTS			1	100%	1
PAUL C SCHWARTZ & MELVIN L WEIDMAN		1			1
MEDIPLUS CLINIC, INC			1	100%	1
CONSULATE HEALTH CARE OF VERO BEACH			1	100%	1
Newton Wellesley Center for Alzheimer's Care		1			1
Jewish Home of Rochester		1			1
BANNER UNIVERSITY MEDICAL CENTER			1	100%	1
PORTSMOUTH REG. HOSPITAL			1	100%	1
HEALTHALLIANCE HOSPITAL LABORATORY		1			1
STUDENT HEALTH CENTER			1	100%	1
COVE AT THE MARBELLA,THE			1	100%	1
GATEWAY FAMILY HEALTH CLINIC			1	100%	1
HEALTHPLUS			1	100%	1
MEDEXPRESS URGENT CARE - UNIONTOWN		1			1
SOUTHERN FAMILY HEALTH			1	100%	1
COVENANT HEALTH		1			1
HEARTLAND OF MARIETTA OH LLC DBA		1			1
FLORIDA HOME HEALTH			1	100%	1
Oregon Veterans Home The Dalles		1			1
CAREWELL 203			1	100%	1
PHYSICIANS PREMIER ER- CENTRAL AUSTIN			1	100%	1

COVID-19: testing by laboratory

Data through Apr 18, 2021 verified as of Apr 19, 2021 at 09:25 AM

Data in this report are provisional and subject to change.

The numbers in the table below represent the number of Florida and non-Florida residents for whom test results were received by the Department of Health. A person can be tested by more than one laboratory and can have both positive and negative results. **Therefore, the sum of the numbers in each column will be larger than the total number of people tested.**

Reporting lab	Inconclusive	Negative	Positive	Percent positive	Total
FIU HEALTH CARE CENTER			1	100%	1
BIOMAT ORLANDO		1			1
JACKSON MADISON CO. GEN. HOSPITAL			1	100%	1
HUNEYCUTT FAMILY PRACTICE			1	100%	1
MOUNT ST MARYS HOSPITAL OF NIAGARA FALLS			1	100%	1
ACCESS MEDICAL GROUP OF TAMPA INC			1	100%	1
BAPTIST HOSPITAL FAMILY MEDICINE &			1	100%	1
MOUNT SINAI MEDICAL CENTER OF FLORIDA INC			1	100%	1
MEDICAL CENTER AFFILIATES PALM SPRINGS			1	100%	1
SKY RIDGE MEDICAL CENTER - MICRO			1	100%	1
MEDEXPRESS URGENT CARE - TOTOWA		1			1
FRITZINGERTOWN SENIOR LIVING		1			1
SHAMRA MEDICAL LABORATORY			1	100%	1
UCH LAB			1	100%	1
SYNERGENE LABORATORY			1	100%	1
LINCOLN COUNTY MEDICAL CENTER		1			1
BRIDGEWATER PARK ASSISTED LIVING LLC			1	100%	1
DEPARTMENT OF HEALTH SERVICES			1	100%	1
NULL			1	100%	1
HARDIN HEALTH INC		1			1
FAMILY PHYSICIANS OF WINTER PARK, INC			1	100%	1
MARTINSBURG VAMC		1			1
CARLTON SHORES HEALTH AND REHABILITATION CENTER			1	100%	1
CPL INC/BSSC PATHOLOGY		1			1
ADVENTHEALTH MEDICAL GROUP OBSTETRICS AND			1	100%	1
ATRIA TAMARAC			1	100%	1
MEDPOST URGENT CARE - CIBOLO			1	100%	1
PINEVILLE PHARMACY			1	100%	1
CAROLINA BAY HEALTHCARE CTR OF WILMING		1			1
JAMES A HENRY MD LLC			1	100%	1
PRINCIPLE DIAGNOSTICS LLC			1	100%	1
Erie VAMC		1			1
ARNOLD PALMER HOSPITAL LAB POCT		1			1
BRIGHT HEALTH CLINIC CORP			1	100%	1
A PATTERN MEDICAL CLINIC		1			1
CHC SOUTHWEST FLORIDA LAB-LIVE			1	100%	1
PARK AVENUE PEDIATRICS PC		1			1
BEAUMONT HOSPITAL, GROSSE POINTE			1	100%	1
ALLIANCE MD DIRECT PRIMARY CARE			1	100%	1
Redwood Springs Healthcare			1	100%	1
SEPULVEDA OUTPATIENT AND NURSING HOME CARE			1	100%	1
ADVANCED URGENT CARE PLLC		1			1
FELD ENTERTAINMENT			1	100%	1
Signature Healthcare of Georgetown		1			1
CLUB HEALTH AND REHABILITATION CENTER, THE		1			1
COLUMBIA CREST CARE & RAHAB		1			1
CANDLER HOSPITAL			1	100%	1

COVID-19: testing by laboratory

Data through Apr 18, 2021 verified as of Apr 19, 2021 at 09:25 AM

Data in this report are provisional and subject to change.

The numbers in the table below represent the number of Florida and non-Florida residents for whom test results were received by the Department of Health. A person can be tested by more than one laboratory and can have both positive and negative results. **Therefore, the sum of the numbers in each column will be larger than the total number of people tested.**

Reporting lab	Inconclusive	Negative	Positive	Percent positive	Total
Arlington Health and Rehabilitation		1			1
Arch Plaza Nursing and Rehabilitation Center			1	100%	1
EMORY DECATUR HOSPITAL - EMORY MEDICAL		1			1
FAST PACE URGENT CARE			1	100%	1
CLEVELAND CLINIC AKRON GENERAL			1	100%	1
SHANDSCAIR FLIGHT PROGRAM			1	100%	1
Florence Nursing and Rehabilitation Center		1			1
MEDICAL COLLEGE OF GEORGIA MEDICAL CENTER			1	100%	1
RED BUG LAKE ROAD OVIEDO COVID			1	100%	1
LAS PALMAS MEDICAL CENTER			1	100%	1
St. Mary's Care Center		1			1
JUPITER MEDICAL CENTER INC			1	100%	1
PARK AVENUE DERMATOLOGY NORTH			1	100%	1
Hawthorne House		1			1
BAXTER REGIONAL MEDICAL CENTER			1	100%	1
HOWELL BRANCH COURT			1	100%	1
Encompass Health Rehab Hosp Harmarville		1			1
BETHESDA DIALYSIS			1	100%	1
TRAVIS LEE THOMPSON MD			1	100%	1
WALGREENS #07589		1			1
TOMAH HEALTH			1	100%	1
PALM BREEZE DIALYSIS			1	100%	1
Greencroft Goshen		1			1
LYSTER MAIN LAB, FT RUCKER		1			1
Mission Arch Center		1			1
BELLMORE PEDIATRICS		1			1
TAMPA FAMILY HEALTH CENTER		1			1
ST MARY'S OF SAGINAW		1			1
CAREATC - WISCONSIN PIPE-FITTERS			1	100%	1
CVS AZ69POCT PEORIA		1			1
DSI LABORATORIES-NAPLES-7TH			1	100%	1
SANTA ROSA PEDIATRICS			1	100%	1
BASCOM PALMER-MICRO LAB			1	100%	1
Metairie Healthcare Center			1	100%	1
GREYSTONE HOME HEALTH OF GREATER ORLANDO LLC		1			1
Parkview Care and Rehabilitation Center		1			1
WEST CARVER MEDICAL ASSOCIATES		1			1
CASS LAKE PHS INDIAN HOSPITAL		1			1
RAAZI CLINICAL LABORATORY LLC			1	100%	1
COMMUNITY MEDICAL CARE			1	100%	1
SCRIPTS PLUS INC DBA THE MEDICINE SHOP		1			1
TWIN			1	100%	1
BROOKDALE AVONDALE (BU 04360)			1	100%	1
SUNRISE CLINIC SANTA ROSA		1			1
BERKSHIRE MEDICAL CENTER			1	100%	1
CVS PA2296POCT MACUNGIE		1			1
ACCOMPLISHED HOME CARE		1			1

COVID-19: testing by laboratory

Data through Apr 18, 2021 verified as of Apr 19, 2021 at 09:25 AM

Data in this report are provisional and subject to change.

The numbers in the table below represent the number of Florida and non-Florida residents for whom test results were received by the Department of Health. A person can be tested by more than one laboratory and can have both positive and negative results. **Therefore, the sum of the numbers in each column will be larger than the total number of people tested.**

Reporting lab	Inconclusive	Negative	Positive	Percent positive	Total
MY URGENT CARE CLINIC			1	100%	1
Bethany Manor		1			1
ACUTE AND COMMUNICABLE DISEASE PREVENTION			1	100%	1
LEGACY AT HIGHWOODS PRESERVE		1			1
BHS PHYSICIAN NETWORK			1	100%	1
HABANA HEALTH CARE CENTER			1	100%	1
CRUSADER COMMUNITY HEALTH			1	100%	1
SCRIPPS MERCY HOSPITAL			1	100%	1
NORTH SHORE MEDICAL CENTER - SALEM HOSPITAL			1	100%	1
Mercy Manor Transition Center			1	100%	1
ULTIMATE KIDNEY CARE			1	100%	1
PERRY COUNTY NURSING HOME		1			1
ACCESS TOTAL CARE - PORTLAND			1	100%	1
RINGLING HEALTH CENTER			1	100%	1
OMC PRIMARY CARE - HOSPITAL CAMPUS			1	100%	1
REGENTS PARK OF JACKSONVILLE			1	100%	1
COMMUNITY HOSPITALS INDIANAPOLIS			1	100%	1
MOUNT SINAI MEDICAL CENTER AVENTURA ER			1	100%	1
CDR MAGUIRE - STUART MISSION			1	100%	1
MEDCOR INC			1	100%	1
ADVENTHEALTH MEDICAL GROUP INTERNAL MEDICINE AT MILLS			1	100%	1
DEL PRADO MEDICAL CENTER, INC		1			1
ALLIED PEDIATRICS & FAMILY MEDICINE			1	100%	1
RED HOOK FAMILY PRACTICE		1			1
LRHS Pablo Urgent Care		1			1
NEW ERA COMMUNITY HEALTH CENTER LLC		1			1
AMERICAN FAMILY CARE URGENT CARE		1			1
ST VINCENT'S AMBULATORY CARE INC			1	100%	1
White River Health Care Center		1			1
TARRANT MEDICAL ASSOCIATES			1	100%	1
MEDCOR AT ROYAL CARIBBEAN			1	100%	1
Alexandria Place		1			1
SANFORD HOME		1			1
VELOCITY URGENT CARE - LITTLE CREEK			1	100%	1
EUGENE T FINAN, MD			1	100%	1
SUNCOAST BEHAVIORAL HEALTH CENTER			1	100%	1
BRIDGEWATER AT WATERMAN VILLAGE			1	100%	1
FRANKLIN CBOC			1	100%	1
CHI MEMORIAL HOSPITAL CHATTANOOGA			1	100%	1
ACUPATH LABORATORIES INC			1	100%	1
TENNOVA HEALTHCARE - CLEVELAND			1	100%	1
SAINT LEO UNIVERSITY INCORPORATED			1	100%	1
COVENANT HOSPITAL HOBBS D/B/A COVENANT		1			1
Chestnut Ridge Nursing & Rehab		1			1
Port Orange Nursing And Rehab Center			1	100%	1
MOBILE MEDICAL CLINIC			1	100%	1
MEMORIAL HERMANN KATY HOSPITAL			1	100%	1

COVID-19: testing by laboratory

Data through Apr 18, 2021 verified as of Apr 19, 2021 at 09:25 AM

Data in this report are provisional and subject to change.

The numbers in the table below represent the number of Florida and non-Florida residents for whom test results were received by the Department of Health. A person can be tested by more than one laboratory and can have both positive and negative results. **Therefore, the sum of the numbers in each column will be larger than the total number of people tested.**

Reporting lab	Inconclusive	Negative	Positive	Percent positive	Total
Royal Palm Beach Health and Rehab Center			1	100%	1
WELLSTAR KENNESAW MEDICAL CENTER		1			1
SURGERY CENTER, THE			1	100%	1
ER NEAR ME HULEN		1			1
Northpoint Lexington Healthcare		1			1
Kroger 410 - The Little Clinic Trinity		1			1
METROWEST MEDICAL CENTER - FRAMINGHAM			1	100%	1
MEDICAL SPECIALISTS OF THE PALM BEACHES INC			1	100%	1
RESOURCE PATH LLC			1	100%	1
LAKEVIEW REGIONAL HOSPITAL			1	100%	1
EVERGREEN NURSING HOME		1			1
Florence Home		1			1
EVEXIA DIAGNOSTICS			1	100%	1
CROSS CREEK HEALTH CARE		1			1
PEACE RIVER CENTER CRISIS STABILIZATION UNIT			1	100%	1
PUBLIX PHARMACY #1114			1	100%	1
ROSEN MEDICAL CENTER AT ROSEN COLLEGE CAMPUS			1	100%	1
MEDOR/ACC SYNCHRONY			1	100%	1
VA Tennessee Valley HCS-Nashville Campus			1	100%	1
Heartland Health Care Center Jacksonville			1	100%	1
RCP OF MEMORIAL WEST			1	100%	1
FLORIDA HOSPITAL LAB			1	100%	1
MANHATTAN EYE EAR AND THROAT HOSPITAL		1			1
777 URGENT CARE			1	100%	1
FLORIDA HOSPITAL ORMOND BEACH			1	100%	1
SANTA BARABARA ALF LLC (THE WINDSOR)			1	100%	1
CURELOGICS WOUND CARE & HYPERBARIC CENTER		1			1
PIONEER CLINICAL RESEARCH LLC			1	100%	1
WEST VIRGINIA UNIVERSITY HOSPITALS			1	100%	1
Total	102,555	19,091,224	2,807,007	13%	22,000,786