

COVID-19: summary of cases and monitoring

Data through Apr 14, 2021 verified as of Apr 15, 2021 at 09:25 AM

Data in this report are provisional and subject to change.

| Cases: people with positive PCR or antigen test result | | Cases: people with positive PCR or antigen test result | |
|--|-----------|---|-----------|
| Total cases | | Risk factors for Florida residents | |
| Florida residents | 2,148,448 | Traveled | 16,900 |
| Non-Florida residents | 2,108,030 | Contact with a known case | 834,579 |
| | 40,418 | Traveled and contact with a known case | 23,145 |
| Type of testing | | Neither | 1,233,406 |
| Florida residents | 2,108,030 | No travel and no contact | 251,652 |
| Positive by BPHL/CDC | 76,427 | Travel is unknown | 701,804 |
| Positive by commercial/hospital lab | 2,031,603 | Contact is unknown | 466,920 |
| PCR positive | 1,689,987 | Contact is pending | 447,085 |
| Antigen positive | 418,043 | | |
| Non-Florida residents | 40,418 | Travel can be unknown and contact can be unknown or pending for the same case, these numbers will sum to more than the "neither" total. | |
| Positive by BPHL/CDC | 945 | | |
| Positive by commercial/hospital lab | 39,473 | | |
| PCR positive | 27,472 | | |
| Antigen positive | 12,946 | | |
| Characteristics | | | |
| Florida residents hospitalized | 87,742 | | |
| Florida resident deaths | 34,238 | | |
| Non-Florida resident deaths | 669 | | |
| Hospitalized counts include anyone who was hospitalized at some point during their illness. It does not reflect the number of people currently hospitalized. | | | |
| More information on deaths identified through death certificate data is available on the National Center for Health Statistics website at www.cdc.gov/nchs/nvss/vsrr/COVID19/index.htm . | | | |

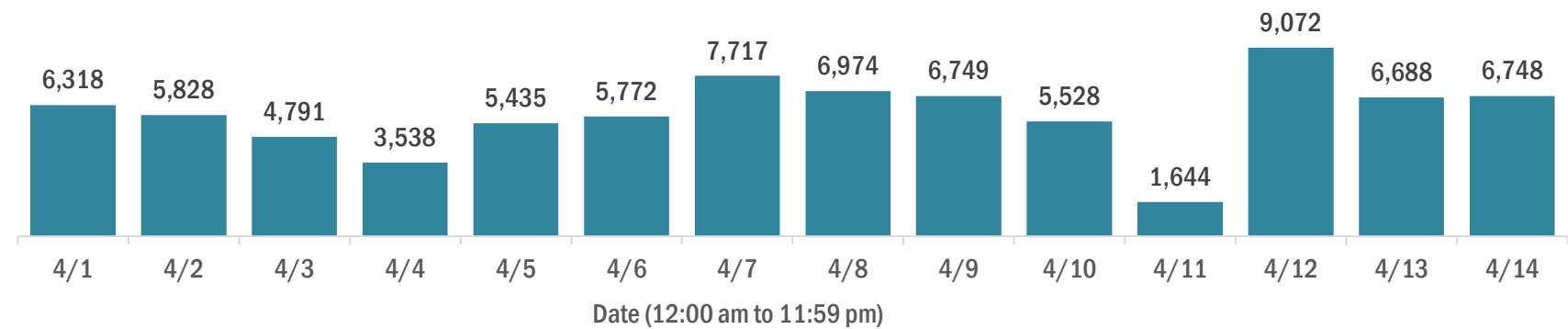
COVID-19: summary of laboratory testing

Data through Apr 14, 2021 verified as of Apr 15, 2021 at 09:25 AM

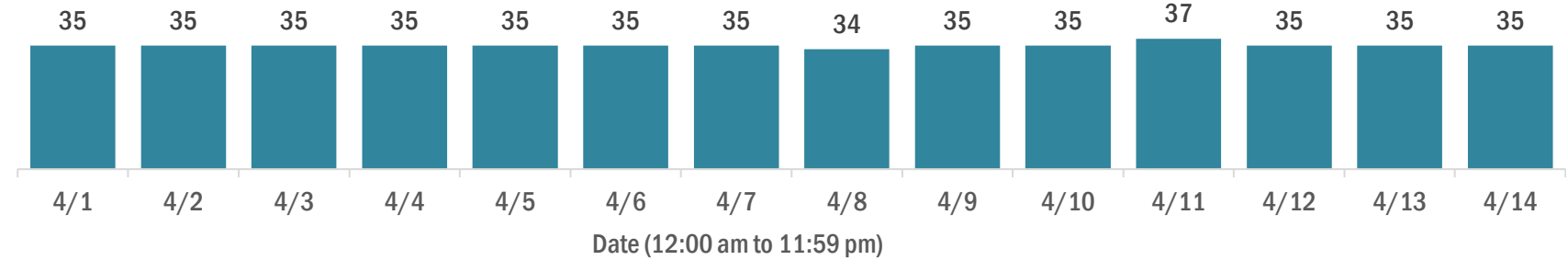
Data in this report are provisional and subject to change.

Cases in Florida residents per day for the past 2 weeks

Number of cases per day



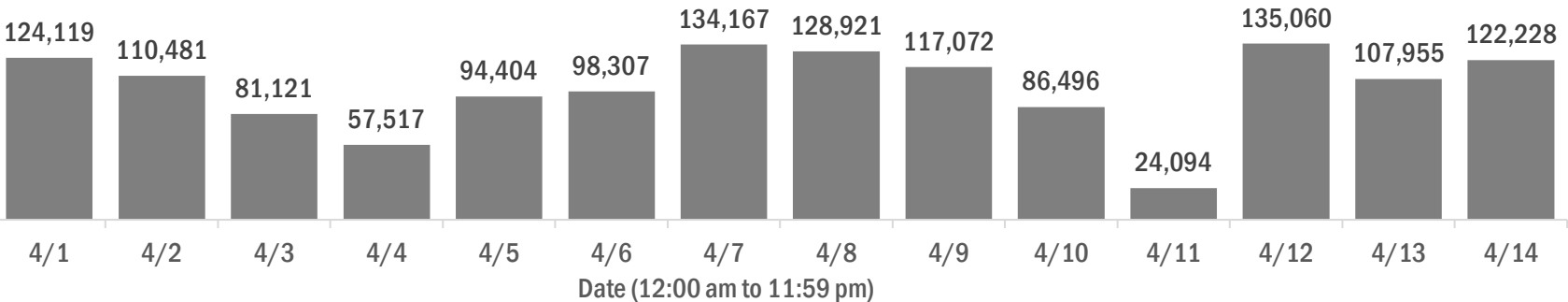
Median age of cases by day



Laboratory testing for Florida residents over the past 2 weeks

Number of Florida residents tested per day

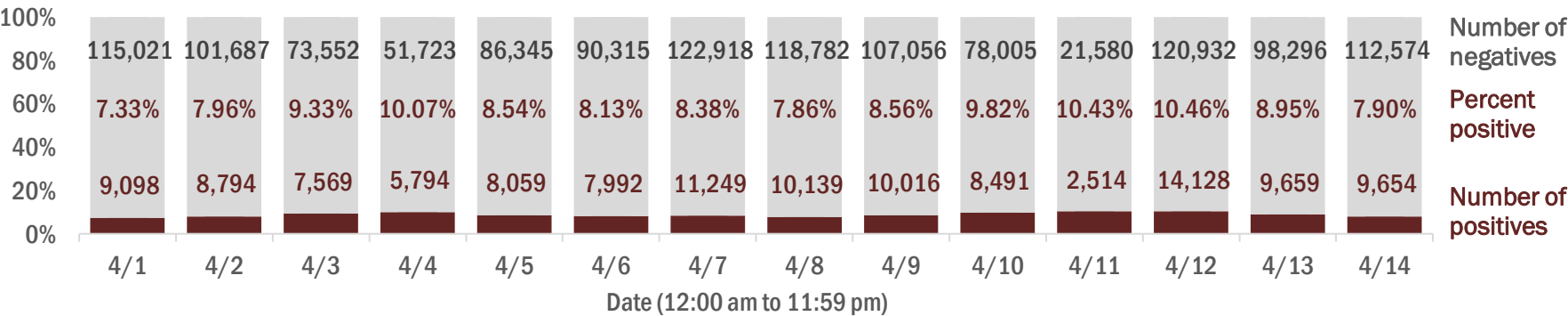
These counts include the number of people for whom the Department received PCR or antigen laboratory results by day. People tested on multiple days will be included for each day a new result was received. A person is only counted once for each day they are tested, regardless of whether multiple specimens are tested or multiple results are received.



Number and percent of Florida residents with positive test results

The percent of positive results ranged from 7.33% to 10.46% over the past 2 weeks and was 7.90% yesterday.

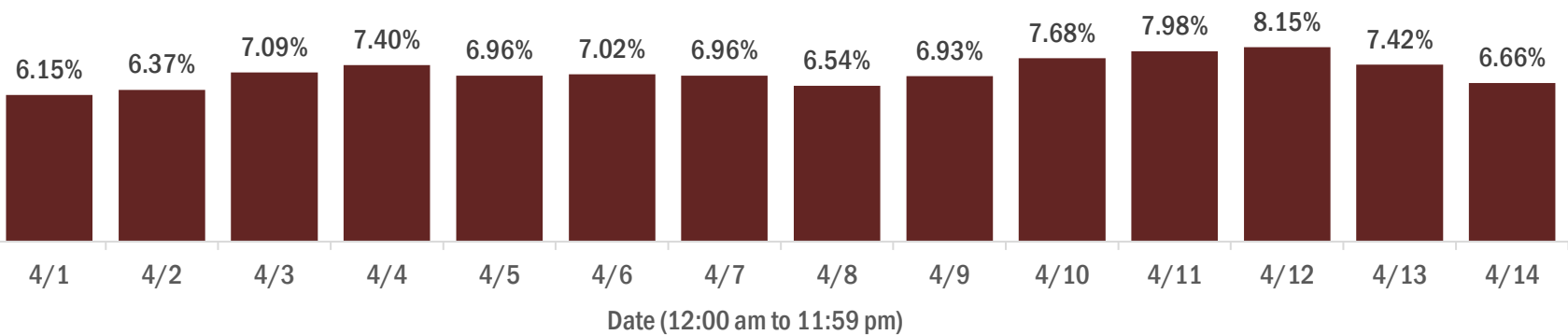
These counts include the number of people for whom the Department received PCR or antigen laboratory results by day. People tested on multiple days will be included for each day a new result was received. A person is only counted once for each day they are tested, regardless of whether multiple specimens are tested or multiple results are received. If a person has a positive specimen and a negative specimen in the same day, only the positive result is counted.



Percent positivity for new cases in Florida residents

The percent of positive results ranged from 6.15% to 8.15% over the past 2 weeks and was 6.66% yesterday.

This percent is the number of people who test PCR- or antigen-positive for the first time divided by all the people tested that day, excluding people who have previously tested positive.



COVID-19: characteristics of 2,108,030 Florida resident cases

Data through Apr 14, 2021 verified as of Apr 15, 2021 at 09:25 AM

Data in this report are provisional and subject to change.

| Age group | Cases | | | Hospitalizations | | Deaths | |
|-------------|-----------|-------------|-----|------------------|-------------|--------|-----|
| 0-4 years | 43,726 | <div></div> | 2% | 589 | <div></div> | 1 | 0% |
| 5-14 years | 136,164 | <div></div> | 6% | 585 | <div></div> | 5 | 0% |
| 15-24 years | 327,715 | <div></div> | 16% | 2,200 | <div></div> | 45 | 0% |
| 25-34 years | 368,759 | <div></div> | 17% | 4,293 | <div></div> | 190 | 1% |
| 35-44 years | 328,123 | <div></div> | 16% | 6,425 | <div></div> | 530 | 2% |
| 45-54 years | 320,736 | <div></div> | 15% | 9,962 | <div></div> | 1,331 | 4% |
| 55-64 years | 276,242 | <div></div> | 13% | 15,017 | <div></div> | 3,741 | 11% |
| 65-74 years | 168,815 | <div></div> | 8% | 18,278 | <div></div> | 7,286 | 21% |
| 75-84 years | 92,953 | <div></div> | 4% | 18,236 | <div></div> | 10,393 | 30% |
| 85+ years | 43,399 | <div></div> | 2% | 12,149 | <div></div> | 10,716 | 31% |
| Unknown | 1,398 | | 0% | 8 | | 0 | 0% |
| Total | 2,108,030 | | | 87,742 | | 34,238 | |

| Gender | Cases | | |
|---------|-----------|-------------|-----|
| Female | 1,101,532 | <div></div> | 52% |
| Male | 988,819 | <div></div> | 47% |
| Unknown | 17,679 | | 1% |
| Total | 2,108,030 | | |

| Ethnicity | Cases | | | Hospitalizations | | Deaths | |
|--------------|-----------|-------------|-----|------------------|-------------|--------|-----|
| Hispanic | 680,925 | <div></div> | 32% | 22,351 | <div></div> | 8,019 | 23% |
| Non-Hispanic | 1,025,811 | <div></div> | 49% | 61,320 | <div></div> | 24,009 | 70% |
| Unknown | 401,294 | <div></div> | 19% | 4,071 | <div></div> | 2,210 | 6% |
| Total | 2,108,030 | | | 87,742 | | 34,238 | |

| Race and ethnicity | Cases | | | Hospitalizations | | Deaths | |
|--------------------|-----------|-------------|-----|------------------|-------------|--------|-----|
| White | 1,197,505 | <div></div> | 57% | 57,561 | <div></div> | 25,130 | 73% |
| Hispanic | 454,137 | <div></div> | 22% | 16,010 | <div></div> | 6,433 | 19% |
| Non-Hispanic | 655,991 | <div></div> | 31% | 39,858 | <div></div> | 17,577 | 51% |
| Unknown | 87,377 | <div></div> | 4% | 1,693 | <div></div> | 1,120 | 3% |
| Black | 277,265 | <div></div> | 13% | 18,192 | <div></div> | 5,469 | 16% |
| Hispanic | 16,477 | <div></div> | 1% | 779 | <div></div> | 228 | 1% |
| Non-Hispanic | 239,058 | <div></div> | 11% | 17,049 | <div></div> | 5,059 | 15% |
| Unknown | 21,730 | <div></div> | 1% | 364 | <div></div> | 182 | 1% |
| Other race | 324,604 | <div></div> | 15% | 9,650 | <div></div> | 2,681 | 8% |
| Hispanic | 162,908 | <div></div> | 8% | 5,075 | <div></div> | 1,190 | 3% |
| Non-Hispanic | 111,173 | <div></div> | 5% | 4,135 | <div></div> | 1,266 | 4% |
| Unknown | 50,523 | <div></div> | 2% | 440 | <div></div> | 225 | 1% |
| Unknown race | 308,656 | <div></div> | 15% | 2,339 | <div></div> | 958 | 3% |
| Hispanic | 47,403 | <div></div> | 2% | 487 | <div></div> | 168 | 0% |
| Non-Hispanic | 19,589 | <div></div> | 1% | 278 | <div></div> | 107 | 0% |
| Unknown | 241,664 | <div></div> | 11% | 1,574 | <div></div> | 683 | 2% |
| Total | 2,108,030 | | | 87,742 | | 34,238 | |

Hospitalization counts include anyone who was hospitalized at some point during their illness. It does not reflect the number of people currently hospitalized. **Other race** includes any person with a race of American Indian/Alaskan native, Asian, native Hawaiian/Pacific Islander, or other.

COVID-19: deaths in Florida residents and staff of long-term care facilities

Data through Apr 14, 2021 verified as of Apr 15, 2021 at 09:25 AM

Data in this report are provisional and subject to change.

For current cases in residents or staff of long-term care facilities, please visit: <https://floridahealthcovid19.gov/>

| County | Deaths | | County | Deaths | | County | Deaths | |
|--------------|--------|-----------------|--------------|--------|----------------|------------|--------|----------------|
| Palm Beach | 1063 | <div></div> 10% | Okaloosa | 163 | <div></div> 1% | Madison | 20 | <div></div> 0% |
| Dade | 1007 | <div></div> 9% | Hernando | 158 | <div></div> 1% | Calhoun | 18 | <div></div> 0% |
| Pinellas | 891 | <div></div> 8% | Osceola | 142 | <div></div> 1% | Flagler | 17 | <div></div> 0% |
| Broward | 670 | <div></div> 6% | Charlotte | 134 | <div></div> 1% | Gulf | 17 | <div></div> 0% |
| Hillsborough | 573 | <div></div> 5% | Clay | 120 | <div></div> 1% | Wakulla | 16 | <div></div> 0% |
| Duval | 434 | <div></div> 4% | Indian River | 118 | <div></div> 1% | Bradford | 14 | <div></div> 0% |
| Polk | 429 | <div></div> 4% | Leon | 100 | <div></div> 1% | Washington | 13 | <div></div> 0% |
| Brevard | 402 | <div></div> 4% | Bay | 89 | <div></div> 1% | Baker | 12 | <div></div> 0% |
| Orange | 402 | <div></div> 4% | Jackson | 88 | <div></div> 1% | Jefferson | 12 | <div></div> 0% |
| Sarasota | 398 | <div></div> 4% | St. Johns | 86 | <div></div> 1% | Holmes | 11 | <div></div> 0% |
| Lee | 342 | <div></div> 3% | Highlands | 85 | <div></div> 1% | Franklin | 9 | <div></div> 0% |
| Marion | 330 | <div></div> 3% | Santa Rosa | 81 | <div></div> 1% | Gadsden | 9 | <div></div> 0% |
| Volusia | 293 | <div></div> 3% | Alachua | 77 | <div></div> 1% | Lafayette | 8 | <div></div> 0% |
| Escambia | 281 | <div></div> 3% | Suwannee | 61 | <div></div> 1% | Levy | 7 | <div></div> 0% |
| St. Lucie | 244 | <div></div> 2% | Columbia | 51 | <div></div> 0% | Desoto | 6 | <div></div> 0% |
| Seminole | 231 | <div></div> 2% | Sumter | 44 | <div></div> 0% | Dixie | 5 | <div></div> 0% |
| Pasco | 226 | <div></div> 2% | Putnam | 39 | <div></div> 0% | Monroe | 5 | <div></div> 0% |
| Lake | 225 | <div></div> 2% | Nassau | 34 | <div></div> 0% | Taylor | 3 | <div></div> 0% |
| Manatee | 193 | <div></div> 2% | Hendry | 29 | <div></div> 0% | Hardee | 2 | <div></div> 0% |
| Collier | 191 | <div></div> 2% | Walton | 29 | <div></div> 0% | Hamilton | 1 | <div></div> 0% |
| Citrus | 177 | <div></div> 2% | Okeechobee | 24 | <div></div> 0% | Liberty | 1 | <div></div> 0% |
| Martin | 172 | <div></div> 2% | Gilchrist | 21 | <div></div> 0% | Total | 11,153 | |

Note: cases are summarized by the county of usual residence. Residents and staff may be cases associated with facilities that are not in their county of usual residence, resulting in cases being included below for counties that do not have facilities with known cases.

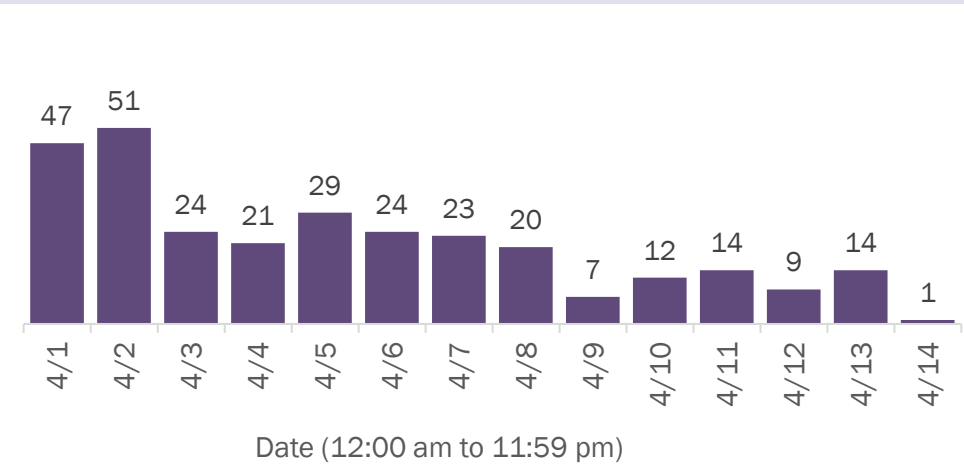
COVID-19: cases in Florida residents who have died

Data through Apr 14, 2021 verified as of Apr 15, 2021 at 09:25 AM

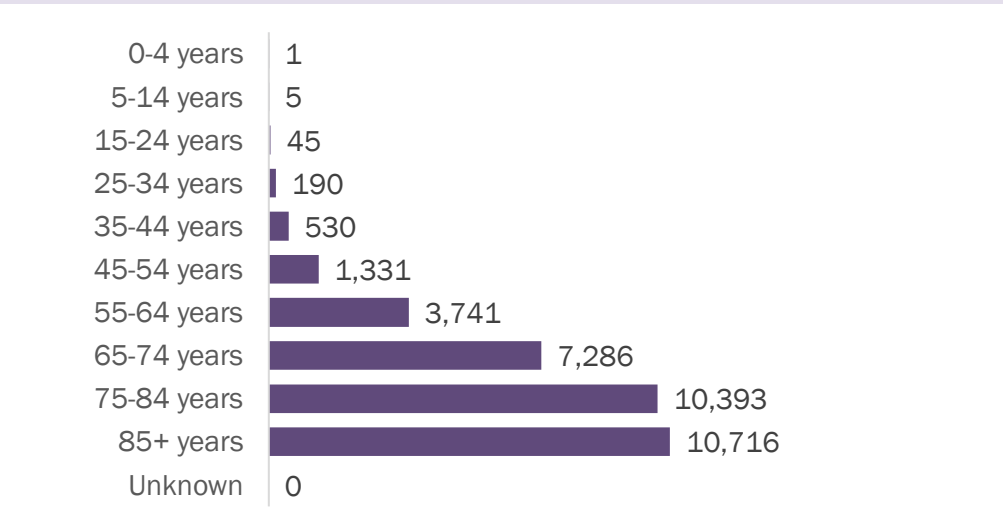
Data in this report are provisional and subject to change.

Demographics for all identified COVID-19 deaths: 34,238

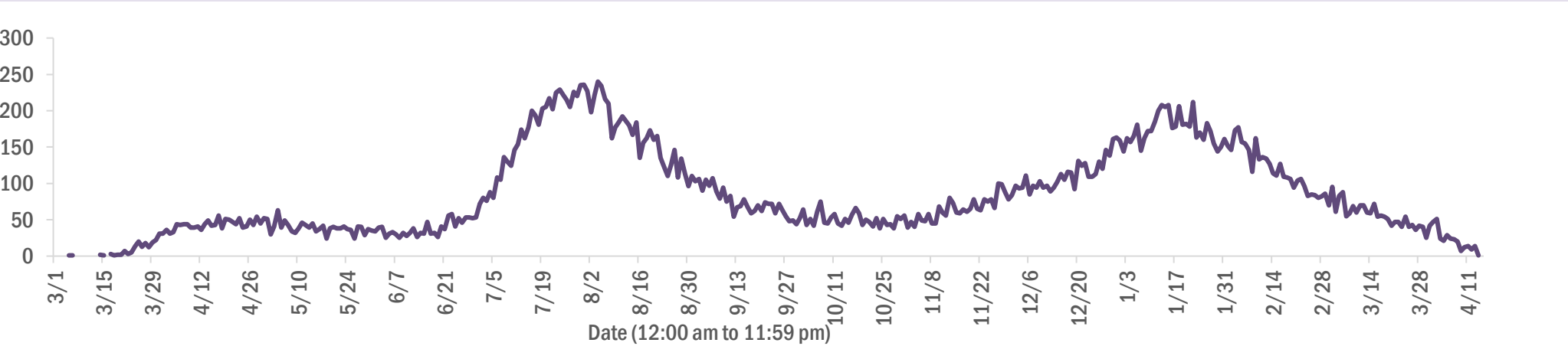
Deaths by date of death for the past 2 weeks



Deaths by age group



Deaths by date of death since March 2020



| Age group | Deaths | Cases | Case fatality rate | Mortality rate per 100,000 population |
|-------------|--------|-----------|--------------------|---------------------------------------|
| 0-4 years | 1 | 43,726 | 0.0% | 0.1 |
| 5-14 years | 5 | 136,164 | 0.0% | 0.2 |
| 15-24 years | 45 | 327,715 | 0.0% | 1.8 |
| 25-34 years | 190 | 368,759 | 0.1% | 6.7 |
| 35-44 years | 530 | 328,123 | 0.2% | 20.3 |
| 45-54 years | 1,331 | 320,736 | 0.4% | 47.8 |
| 55-64 years | 3,741 | 276,242 | 1.4% | 129.3 |
| 65-74 years | 7,286 | 168,815 | 4.3% | 300.2 |
| 75-84 years | 10,393 | 92,953 | 11.2% | 740.1 |
| 85+ years | 10,716 | 43,399 | 24.7% | 1855.5 |
| Unknown | 0 | 1,398 | 0.0% | |
| Total | 34,238 | 2,108,030 | 1.6% | 158.5 |

| Gender | Deaths | Cases | Case fatality rate | Mortality rate per 100,000 population |
|---------|--------|-----------|--------------------|---------------------------------------|
| Male | 19,207 | 988,819 | 1.9% | 181.9 |
| Female | 15,030 | 1,101,532 | 1.4% | 136.1 |
| Unknown | 1 | 17,679 | 0.0% | |
| Total | 34,238 | 2,108,030 | 1.6% | 158.5 |

| Race | Deaths | Cases | Case fatality rate | Mortality rate per 100,000 population |
|---------|--------|-----------|--------------------|---------------------------------------|
| White | 25,130 | 1,197,505 | 2.1% | 150.5 |
| Other | 2,681 | 324,604 | 0.8% | 215.5 |
| Black | 5,469 | 277,265 | 2.0% | 149.5 |
| Unknown | 958 | 308,656 | 0.3% | |
| Total | 34,238 | 2,108,030 | 1.6% | 158.5 |

| Ethnicity | Deaths | Cases | Case fatality rate | Mortality rate per 100,000 population |
|--------------|--------|-----------|--------------------|---------------------------------------|
| Hispanic | 8,019 | 680,925 | 1.2% | 141.2 |
| Non-Hispanic | 24,009 | 1,025,811 | 2.3% | 150.8 |
| Unknown | 2,210 | 401,294 | 0.6% | |
| Total | 34,238 | 2,108,030 | 1.6% | 158.5 |

COVID-19: characteristics of 2,108,030 cases

Data through Apr 14, 2021 verified as of Apr 15, 2021 at 09:25 AM

Data in this report are provisional and subject to change.

Tables below include cases in Florida residents and non-Florida residents.

All 67 Florida counties have cases:

| County | FL resident cases | | Non-FL resident cases | Total cases | FL resident deaths | FL death rate |
|--------------|-------------------|-----------------|-----------------------|-------------|--------------------|---------------|
| Dade | 460,032 | <div></div> 22% | 5,968 | 466,000 | 6,014 | 1.3% |
| Broward | 223,343 | <div></div> 11% | 2,711 | 226,054 | 2,741 | 1.2% |
| Palm Beach | 135,073 | <div></div> 6% | 2,479 | 137,552 | 2,708 | 2.0% |
| Orange | 128,377 | <div></div> 6% | 1,989 | 130,366 | 1,221 | 1.0% |
| Hillsborough | 127,395 | <div></div> 6% | 1,108 | 128,503 | 1,648 | 1.3% |
| Duval | 93,248 | <div></div> 4% | 1,554 | 94,802 | 1,341 | 1.4% |
| Pinellas | 74,010 | <div></div> 4% | 1,863 | 75,873 | 1,576 | 2.1% |
| Lee | 63,558 | <div></div> 3% | 2,233 | 65,791 | 940 | 1.5% |
| Polk | 63,725 | <div></div> 3% | 464 | 64,189 | 1,276 | 2.0% |
| Osceola | 41,094 | <div></div> 2% | 735 | 41,829 | 490 | 1.2% |
| Volusia | 40,008 | <div></div> 2% | 733 | 40,741 | 757 | 1.9% |
| Brevard | 38,315 | <div></div> 2% | 687 | 39,002 | 837 | 2.2% |
| Pasco | 38,186 | <div></div> 2% | 336 | 38,522 | 716 | 1.9% |
| Manatee | 35,659 | <div></div> 2% | 846 | 36,505 | 646 | 1.8% |
| Escambia | 31,706 | <div></div> 2% | 3,655 | 35,361 | 674 | 2.1% |
| Collier | 32,713 | <div></div> 2% | 1,293 | 34,006 | 507 | 1.5% |
| Seminole | 31,613 | <div></div> 1% | 240 | 31,853 | 476 | 1.5% |
| Sarasota | 29,461 | <div></div> 1% | 1,525 | 30,986 | 804 | 2.7% |
| Leon | 29,923 | <div></div> 1% | 906 | 30,829 | 308 | 1.0% |
| Marion | 29,641 | <div></div> 1% | 151 | 29,792 | 942 | 3.2% |
| Lake | 27,534 | <div></div> 1% | 488 | 28,022 | 615 | 2.2% |
| St. Lucie | 24,811 | <div></div> 1% | 182 | 24,993 | 609 | 2.5% |
| Alachua | 23,732 | <div></div> 1% | 289 | 24,021 | 262 | 1.1% |
| St. Johns | 21,506 | <div></div> 1% | 302 | 21,808 | 206 | 1.0% |
| Okaloosa | 19,849 | <div></div> 1% | 220 | 20,069 | 357 | 1.8% |
| Bay | 18,925 | <div></div> 1% | 771 | 19,696 | 377 | 2.0% |
| Santa Rosa | 17,707 | <div></div> 1% | 240 | 17,947 | 282 | 1.6% |
| Clay | 17,752 | <div></div> 1% | 49 | 17,801 | 331 | 1.9% |
| Hernando | 12,927 | <div></div> 1% | 96 | 13,023 | 447 | 3.5% |
| Charlotte | 12,019 | <div></div> 1% | 208 | 12,227 | 400 | 3.3% |
| Indian River | 11,988 | <div></div> 1% | 106 | 12,094 | 287 | 2.4% |
| Martin | 11,588 | <div></div> 1% | 224 | 11,812 | 314 | 2.7% |
| Citrus | 10,528 | <div></div> 0% | 95 | 10,623 | 433 | 4.1% |
| Sumter | 8,944 | <div></div> 0% | 104 | 9,048 | 266 | 3.0% |
| Nassau | 7,648 | <div></div> 0% | 437 | 8,085 | 123 | 1.6% |

| County | FL resident cases | | Non-FL resident cases | Total cases | FL resident deaths | FL death rate |
|------------|-------------------|----------------|-----------------------|-------------|--------------------|---------------|
| Highlands | 7,933 | <div></div> 0% | 91 | 8,024 | 332 | 4.2% |
| Columbia | 7,940 | <div></div> 0% | 42 | 7,982 | 165 | 2.1% |
| Walton | 6,729 | <div></div> 0% | 841 | 7,570 | 85 | 1.3% |
| Flagler | 6,876 | <div></div> 0% | 97 | 6,973 | 105 | 1.5% |
| Monroe | 6,311 | <div></div> 0% | 384 | 6,695 | 50 | 0.8% |
| Putnam | 6,193 | <div></div> 0% | 21 | 6,214 | 137 | 2.2% |
| Jackson | 6,041 | <div></div> 0% | 65 | 6,106 | 156 | 2.6% |
| Gadsden | 5,565 | <div></div> 0% | 17 | 5,582 | 92 | 1.7% |
| Suwannee | 5,245 | <div></div> 0% | 28 | 5,273 | 137 | 2.6% |
| Hendry | 4,554 | <div></div> 0% | 17 | 4,571 | 78 | 1.7% |
| Desoto | 4,170 | <div></div> 0% | 26 | 4,196 | 88 | 2.1% |
| Okeechobee | 3,815 | <div></div> 0% | 53 | 3,868 | 87 | 2.3% |
| Unknown | 323 | <div></div> 0% | 3,182 | 3,505 | 0 | 0.0% |
| Baker | 3,396 | <div></div> 0% | 18 | 3,414 | 60 | 1.8% |
| Wakulla | 3,306 | <div></div> 0% | 13 | 3,319 | 54 | 1.6% |
| Levy | 3,247 | <div></div> 0% | 8 | 3,255 | 47 | 1.4% |
| Hardee | 2,971 | <div></div> 0% | 15 | 2,986 | 42 | 1.4% |
| Bradford | 2,937 | <div></div> 0% | 13 | 2,950 | 55 | 1.9% |
| Taylor | 2,701 | <div></div> 0% | 5 | 2,706 | 45 | 1.7% |
| Washington | 2,678 | <div></div> 0% | 21 | 2,699 | 51 | 1.9% |
| Holmes | 2,188 | <div></div> 0% | 33 | 2,221 | 48 | 2.2% |
| Madison | 2,014 | <div></div> 0% | 26 | 2,040 | 44 | 2.2% |
| Gulf | 1,904 | <div></div> 0% | 23 | 1,927 | 42 | 2.2% |
| Union | 1,791 | <div></div> 0% | 1 | 1,792 | 71 | 4.0% |
| Calhoun | 1,665 | <div></div> 0% | 3 | 1,668 | 43 | 2.6% |
| Lafayette | 1,609 | <div></div> 0% | 0 | 1,609 | 26 | 1.6% |
| Hamilton | 1,585 | <div></div> 0% | 20 | 1,605 | 24 | 1.5% |
| Dixie | 1,571 | <div></div> 0% | 3 | 1,574 | 23 | 1.5% |
| Gilchrist | 1,549 | <div></div> 0% | 5 | 1,554 | 41 | 2.6% |
| Jefferson | 1,423 | <div></div> 0% | 22 | 1,445 | 27 | 1.9% |
| Franklin | 1,271 | <div></div> 0% | 33 | 1,304 | 17 | 1.3% |
| Liberty | 1,060 | <div></div> 0% | 1 | 1,061 | 16 | 1.5% |
| Glades | 931 | <div></div> 0% | 4 | 935 | 19 | 2.0% |
| Total | 2,108,030 | | 40,418 | 2,148,448 | 34,238 | 1.6% |

COVID-19: characteristics of 2,108,030 Florida resident cases

Data through Apr 14, 2021 verified as of Apr 15, 2021 at 09:25 AM

Data in this report are provisional and subject to change.

The table below includes the cities and counties of residence for cases in Florida residents based on the patient's ZIP Code. Note that city is not always received as part of the initial notification and may be missing while the case is being investigated.

| City and county | Cases |
|-----------------------------|---------|
| Miami, Dade | 266,788 |
| Orlando, Orange | 94,983 |
| Jacksonville, Duval | 87,654 |
| Tampa, Hillsborough | 74,165 |
| Hialeah, Dade | 64,442 |
| Fort Lauderdale, Broward | 47,489 |
| Hollywood, Broward | 42,371 |
| West Palm Beach, Palm Beach | 32,826 |
| Kissimmee, Osceola | 31,635 |
| Tallahassee, Leon | 28,894 |
| Homestead, Dade | 28,144 |
| Naples, Collier | 27,648 |
| Saint Petersburg, Pinellas | 27,068 |
| Pensacola, Escambia | 26,406 |
| Fort Myers, Lee | 24,629 |
| Bradenton, Manatee | 23,233 |
| Boca Raton, Palm Beach | 23,171 |
| Lakeland, Polk | 22,074 |
| Ocala, Marion | 21,786 |
| Pompano Beach, Broward | 21,162 |
| Gainesville, Alachua | 18,892 |
| Sarasota, Sarasota | 18,261 |
| Port Saint Lucie, St. Lucie | 16,517 |
| Lake Worth, Palm Beach | 16,272 |
| Cape Coral, Lee | 16,201 |
| Miami Beach, Dade | 15,085 |
| Miramar, Broward | 14,538 |
| Clearwater, Pinellas | 14,512 |
| Coral Springs, Broward | 13,152 |
| Boynton Beach, Palm Beach | 13,107 |
| Doral, Dade | 12,997 |
| Miami Gardens, Dade | 12,311 |
| Panama City, Bay | 12,018 |
| Saint Augustine, St. Johns | 11,542 |
| Melbourne, Brevard | 10,993 |
| Winter Haven, Polk | 10,685 |
| Lehigh Acres, Lee | 10,343 |
| Delray Beach, Palm Beach | 10,126 |
| Davie, Broward | 9,954 |
| Riverview, Hillsborough | 9,799 |
| Vero Beach, Indian River | 9,233 |
| Palm Bay, Brevard | 8,921 |
| New Port Richey, Pasco | 8,841 |
| Sunrise, Broward | 8,766 |
| Milton, Santa Rosa | 8,552 |
| Saint Cloud, Osceola | 8,201 |
| Fort Pierce, St. Lucie | 8,126 |
| Coral Gables, Dade | 8,108 |
| Largo, Pinellas | 8,066 |
| Daytona Beach, Volusia | 8,042 |
| Apopka, Orange | 7,913 |
| Plantation, Broward | 7,850 |
| Spring Hill, Hernando | 7,721 |
| North Miami Beach, Dade | 7,620 |
| Davenport, Polk | 7,482 |
| Clermont, Lake | 7,445 |
| Brandon, Hillsborough | 7,364 |
| Lake City, Columbia | 7,223 |
| Orange Park, Clay | 7,220 |

COVID-19: characteristics of 2,108,030 Florida resident cases

Data through Apr 14, 2021 verified as of Apr 15, 2021 at 09:25 AM

Data in this report are provisional and subject to change.

The table below includes the cities and counties of residence for cases in Florida residents based on the patient's ZIP Code. Note that city is not always received as part of the initial notification and may be missing while the case is being investigated.

| City and county | Cases |
|--------------------------------|-------|
| Sanford, Seminole | 7,106 |
| Weston, Broward | 7,026 |
| Jupiter, Palm Beach | 6,968 |
| Deltona, Volusia | 6,954 |
| Plant City, Hillsborough | 6,801 |
| Deerfield Beach, Broward | 6,530 |
| Winter Garden, Orange | 6,317 |
| Tamarac, Broward | 5,985 |
| Port Charlotte, Charlotte | 5,866 |
| Palm Coast, Flagler | 5,786 |
| Wesley Chapel, Pasco | 5,638 |
| Coconut Creek, Broward | 5,624 |
| Fort Walton Beach, Okaloosa | 5,485 |
| Margate, Broward | 5,480 |
| Stuart, Martin | 5,478 |
| Palm Beach Gardens, Palm Beach | 5,407 |
| Land O Lakes, Pasco | 5,323 |
| Crestview, Okaloosa | 5,286 |
| Deland, Volusia | 5,275 |
| Winter Park, Orange | 5,251 |
| Palm Harbor, Pinellas | 5,191 |
| Oviedo, Seminole | 5,174 |
| Wellington, Palm Beach | 5,167 |
| Palmetto, Manatee | 5,096 |
| Altamonte Springs, Seminole | 4,791 |
| Lutz, Hillsborough | 4,780 |
| Port Orange, Volusia | 4,724 |
| Opa Locka, Dade | 4,645 |
| Miami Lakes, Dade | 4,611 |
| Valrico, Hillsborough | 4,530 |
| Haines City, Polk | 4,503 |
| Brooksville, Hernando | 4,470 |
| North Port, Sarasota | 4,443 |
| Middleburg, Clay | 4,401 |
| Venice, Sarasota | 4,385 |
| Hallandale, Broward | 4,383 |
| Pembroke Pines, Broward | 4,352 |
| Punta Gorda, Charlotte | 4,330 |
| Sebring, Highlands | 4,293 |
| Leesburg, Lake | 4,231 |
| Ocoee, Orange | 4,215 |
| The Villages, Sumter | 4,199 |
| Live Oak, Suwannee | 4,066 |
| Arcadia, Desoto | 4,059 |
| Seminole, Pinellas | 4,044 |
| Saint Johns, St. Johns | 4,043 |
| Ormond Beach, Volusia | 4,037 |
| Zephyrhills, Pasco | 4,028 |
| Bonita Springs, Lee | 3,979 |
| Pinellas Park, Pinellas | 3,846 |
| Okeechobee, Okeechobee | 3,801 |
| Navarre, Santa Rosa | 3,705 |
| Windermere, Orange | 3,701 |
| Longwood, Seminole | 3,701 |
| North Lauderdale, Broward | 3,680 |
| North Miami, Dade | 3,658 |
| Ruskin, Hillsborough | 3,619 |
| Immokalee, Collier | 3,607 |
| Cocoa, Brevard | 3,546 |

COVID-19: characteristics of 2,108,030 Florida resident cases

Data through Apr 14, 2021 verified as of Apr 15, 2021 at 09:25 AM

Data in this report are provisional and subject to change.

The table below includes the cities and counties of residence for cases in Florida residents based on the patient's ZIP Code. Note that city is not always received as part of the initial notification and may be missing while the case is being investigated.

| City and county | Cases |
|------------------------------|-------|
| Gulf Breeze, Santa Rosa | 3,321 |
| Niceville, Okaloosa | 3,307 |
| Casselberry, Seminole | 3,261 |
| Lake Worth Beach, Palm Beach | 3,181 |
| Cantonment, Escambia | 3,180 |
| Port Richey, Pasco | 3,143 |
| Titusville, Brevard | 3,134 |
| Key West, Monroe | 3,128 |
| Hudson, Pasco | 3,118 |
| Panama City Beach, Bay | 3,102 |
| Jacksonville Beach, Duval | 3,069 |
| Dade City, Pasco | 3,043 |
| Oakland Park, Broward | 2,996 |
| North Fort Myers, Lee | 2,988 |
| Winter Springs, Seminole | 2,972 |
| Crawfordville, Wakulla | 2,967 |
| Quincy, Gadsden | 2,962 |
| Bartow, Polk | 2,947 |
| Aventura, Dade | 2,944 |
| Lake Mary, Seminole | 2,915 |
| New Smyrna Beach, Volusia | 2,892 |
| Palatka, Putnam | 2,869 |
| Kissimmee, Polk | 2,829 |
| Auburndale, Polk | 2,806 |
| Fernandina Beach, Nassau | 2,767 |
| Green Cove Springs, Clay | 2,762 |
| Cutler Ridge, Dade | 2,758 |
| Merritt Island, Brevard | 2,748 |
| Lake Wales, Polk | 2,745 |
| Ponte Vedra Beach, St. Johns | 2,692 |
| Tarpon Springs, Pinellas | 2,688 |
| Parkland, Broward | 2,616 |
| Perry, Taylor | 2,532 |
| Inverness, Citrus | 2,515 |
| Belle Glade, Palm Beach | 2,497 |
| Lynn Haven, Bay | 2,494 |
| Eustis, Lake | 2,453 |
| Loxahatchee, Palm Beach | 2,448 |
| Wimauma, Hillsborough | 2,446 |
| Cooper City, Broward | 2,438 |
| Marianna, Jackson | 2,410 |
| Royal Palm Beach, Palm Beach | 2,398 |
| Dunedin, Pinellas | 2,392 |
| Holiday, Pasco | 2,375 |
| Estero, Lee | 2,373 |
| Clewiston, Hendry | 2,369 |
| Santa Rosa Beach, Walton | 2,364 |
| Fleming Island, Clay | 2,336 |
| Key Biscayne, Dade | 2,273 |
| Sarasota, Manatee | 2,266 |
| Parrish, Manatee | 2,210 |
| Rockledge, Brevard | 2,178 |
| Odessa, Hillsborough | 2,166 |
| Defuniak Springs, Walton | 2,118 |
| Riviera Beach, Palm Beach | 2,111 |
| Chipley, Washington | 2,080 |
| Palm City, Martin | 2,077 |
| Mount Dora, Lake | 2,075 |
| Seffner, Hillsborough | 2,041 |

COVID-19: characteristics of 2,108,030 Florida resident cases

Data through Apr 14, 2021 verified as of Apr 15, 2021 at 09:25 AM

Data in this report are provisional and subject to change.

The table below includes the cities and counties of residence for cases in Florida residents based on the patient's ZIP Code. Note that city is not always received as part of the initial notification and may be missing while the case is being investigated.

| City and county | Cases |
|-------------------------------|-------|
| Destin, Okaloosa | 2,040 |
| Labelle, Hendry | 2,038 |
| Mulberry, Polk | 2,033 |
| Avon Park, Highlands | 2,005 |
| Starke, Bradford | 1,988 |
| Tavares, Lake | 1,958 |
| Groveland, Lake | 1,903 |
| Lithia, Hillsborough | 1,880 |
| Pinecrest, Dade | 1,876 |
| Summerfield, Marion | 1,864 |
| Orange City, Volusia | 1,836 |
| Maitland, Orange | 1,833 |
| Yulee, Nassau | 1,814 |
| Wauchula, Hardee | 1,756 |
| Palmetto Bay, Dade | 1,718 |
| Sebastian, Indian River | 1,713 |
| Macclenny, Baker | 1,664 |
| Lady Lake, Lake | 1,651 |
| Dania, Broward | 1,643 |
| Callahan, Nassau | 1,632 |
| Homosassa, Citrus | 1,625 |
| Ponte Vedra, St. Johns | 1,612 |
| Carol City, Dade | 1,596 |
| Mayo, Lafayette | 1,579 |
| Crystal River, Citrus | 1,576 |
| Coconut Grove, Dade | 1,565 |
| Bonifay, Holmes | 1,563 |
| Missing, Dade | 1,556 |
| Edgewater, Volusia | 1,547 |
| Oldsmar, Pinellas | 1,517 |
| Gibsonton, Hillsborough | 1,510 |
| Lake Placid, Highlands | 1,498 |
| Crossings, Dade | 1,490 |
| Hobe Sound, Martin | 1,482 |
| Apollo Beach, Hillsborough | 1,462 |
| Dover, Hillsborough | 1,459 |
| Florida City, Dade | 1,455 |
| Pace, Santa Rosa | 1,453 |
| Debary, Volusia | 1,416 |
| Sun City Center, Hillsborough | 1,414 |
| Palm Springs, Palm Beach | 1,392 |
| Lake Butler, Union | 1,387 |
| Atlantic Beach, Duval | 1,377 |
| Dunnellon, Marion | 1,369 |
| Madison, Madison | 1,336 |
| Biscayne Park, Dade | 1,322 |
| Bellevue, Marion | 1,312 |
| Monticello, Jefferson | 1,303 |
| North Palm Beach, Palm Beach | 1,295 |
| Alachua, Alachua | 1,288 |
| Lantana, Palm Beach | 1,276 |
| Indiantown, Martin | 1,257 |
| Graceville, Jackson | 1,238 |
| South Miami, Dade | 1,214 |
| Safety Harbor, Pinellas | 1,211 |
| Williston, Levy | 1,182 |
| Century, Escambia | 1,173 |
| Ellenton, Manatee | 1,167 |
| Jensen Beach, Martin | 1,160 |

COVID-19: characteristics of 2,108,030 Florida resident cases

Data through Apr 14, 2021 verified as of Apr 15, 2021 at 09:25 AM

Data in this report are provisional and subject to change.

The table below includes the cities and counties of residence for cases in Florida residents based on the patient's ZIP Code. Note that city is not always received as part of the initial notification and may be missing while the case is being investigated.

| City and county | Cases |
|--------------------------------|-------|
| Newberry, Alachua | 1,158 |
| Lecanto, Citrus | 1,155 |
| Satellite Beach, Brevard | 1,134 |
| Lauderhill, Broward | 1,133 |
| Beverly Hills, Citrus | 1,111 |
| Havana, Gadsden | 1,108 |
| El Portal, Dade | 1,104 |
| Englewood, Charlotte | 1,083 |
| Hilliard, Nassau | 1,082 |
| Freeport, Walton | 1,078 |
| Trenton, Gilchrist | 1,063 |
| Wilton Manors, Broward | 1,057 |
| Wildwood, Sumter | 1,049 |
| Blountstown, Calhoun | 1,043 |
| Nokomis, Sarasota | 1,028 |
| Jasper, Hamilton | 1,028 |
| Key Largo, Monroe | 1,010 |
| Bushnell, Sumter | 988 |
| Frostproof, Polk | 981 |
| Keystone Heights, Clay | 980 |
| Hernando, Citrus | 979 |
| Wewahitchka, Gulf | 975 |
| Lauderdale Lakes, Broward | 954 |
| Sanderson, Baker | 954 |
| Medley, Dade | 949 |
| Polk City, Polk | 942 |
| Mary Esther, Okaloosa | 941 |
| Dunnellon, Citrus | 934 |
| Fellsmere, Indian River | 929 |
| Fisher Island, Dade | 917 |
| Everglades National Park, Dade | 908 |
| Shalimar, Okaloosa | 906 |
| Port Saint Joe, Gulf | 898 |
| Moore Haven, Glades | 871 |
| Marco Island, Collier | 861 |
| Cocoa Beach, Brevard | 853 |
| Coleman, Sumter | 851 |
| Minneola, Lake | 839 |
| Chiefland, Levy | 835 |
| Pahokee, Palm Beach | 827 |
| South Bay, Palm Beach | 826 |
| High Springs, Alachua | 819 |
| Bristol, Liberty | 819 |
| Cross City, Dixie | 818 |
| Spring Hill, Pasco | 812 |
| Trinity, Pasco | 812 |
| Fort Meade, Polk | 807 |
| Sorrento, Lake | 805 |
| Fruitland Park, Lake | 798 |
| Thonotosassa, Hillsborough | 796 |
| Englewood, Sarasota | 790 |
| Indialantic, Brevard | 784 |
| Glen Saint Mary, Baker | 773 |
| Marathon, Monroe | 761 |
| Southwest Ranches, Broward | 750 |
| Crescent City, Putnam | 742 |
| Umatilla, Lake | 732 |
| Miramar Beach, Walton | 729 |
| Chattahoochee, Gadsden | 727 |

COVID-19: characteristics of 2,108,030 Florida resident cases

Data through Apr 14, 2021 verified as of Apr 15, 2021 at 09:25 AM

Data in this report are provisional and subject to change.

The table below includes the cities and counties of residence for cases in Florida residents based on the patient's ZIP Code. Note that city is not always received as part of the initial notification and may be missing while the case is being investigated.

| City and county | Cases |
|--------------------------------|-------|
| Interlachen, Putnam | 716 |
| Fort Myers Beach, Lee | 707 |
| Olympia Heights, Dade | 704 |
| Uleta, Dade | 701 |
| Lake Alfred, Polk | 696 |
| Old Town, Dixie | 694 |
| West Melbourne, Brevard | 694 |
| Jacksonville, St. Johns | 681 |
| Coral, Dade | 679 |
| Bowling Green, Hardee | 679 |
| Lawtey, Bradford | 672 |
| Weeki Wachee, Hernando | 665 |
| Fort White, Columbia | 653 |
| Neptune Beach, Duval | 651 |
| Silver Springs, Marion | 647 |
| South Daytona, Volusia | 647 |
| Palm Beach, Palm Beach | 622 |
| Belle Isle, Orange | 613 |
| Surfside, Dade | 610 |
| Baker, Okaloosa | 609 |
| Bronson, Levy | 602 |
| Clearwater Beach, Pinellas | 593 |
| Gulfport, Pinellas | 591 |
| Bunnell, Flagler | 587 |
| Sneads, Jackson | 556 |
| Rotunda West, Charlotte | 552 |
| Jay, Santa Rosa | 548 |
| Mascotte, Lake | 541 |
| Carrabelle, Franklin | 525 |
| Hawthorne, Alachua | 522 |
| Oxford, Sumter | 516 |
| Myakka City, Manatee | 515 |
| Oakland, Orange | 512 |
| Cape Canaveral, Brevard | 508 |
| Mims, Brevard | 507 |
| Tavernier, Monroe | 504 |
| Sweetwater, Dade | 497 |
| Cottondale, Jackson | 495 |
| Melbourne Beach, Brevard | 489 |
| Citra, Marion | 489 |
| Molino, Escambia | 488 |
| Ocklawaha, Marion | 488 |
| Indian Harbour Beach, Brevard | 484 |
| Dundee, Polk | 484 |
| Alva, Lee | 482 |
| Florida State University, Leon | 481 |
| Zolfo Springs, Hardee | 479 |
| Midway, Gadsden | 476 |
| Flagler Beach, Flagler | 473 |
| Bal Harbour, Dade | 472 |
| Youngstown, Bay | 468 |
| Celebration, Osceola | 468 |
| East Palatka, Putnam | 465 |
| Missing, Volusia | 453 |
| Bell, Gilchrist | 445 |
| Altha, Calhoun | 442 |
| Webster, Sumter | 440 |
| Branford, Suwannee | 435 |
| Apalachicola, Franklin | 421 |

COVID-19: characteristics of 2,108,030 Florida resident cases

Data through Apr 14, 2021 verified as of Apr 15, 2021 at 09:25 AM

Data in this report are provisional and subject to change.

The table below includes the cities and counties of residence for cases in Florida residents based on the patient's ZIP Code. Note that city is not always received as part of the initial notification and may be missing while the case is being investigated.

| City and county | Cases |
|--------------------------------|-------|
| De Leon Springs, Volusia | 410 |
| Haverhill, Palm Beach | 407 |
| Archer, Alachua | 402 |
| Eagle Lake, Polk | 396 |
| West Miami, Dade | 396 |
| Centerville, Leon | 395 |
| Floral City, Citrus | 388 |
| Osprey, Sarasota | 388 |
| Missing, Orange | 385 |
| Tequesta, Palm Beach | 383 |
| Hastings, St. Johns | 377 |
| Chuluota, Seminole | 376 |
| Holly Hill, Volusia | 375 |
| Raiford, Union | 371 |
| Ave Maria, Collier | 366 |
| Grand Ridge, Jackson | 365 |
| Lake Park, Palm Beach | 363 |
| Pierson, Volusia | 356 |
| Grand Island, Lake | 354 |
| Montverde, Lake | 338 |
| Indian Rocks Beach, Pinellas | 333 |
| Greenville, Madison | 332 |
| Gotha, Orange | 327 |
| Vernon, Washington | 327 |
| Malabar, Brevard | 325 |
| Satsuma, Putnam | 324 |
| Alafaya, Orange | 323 |
| Malone, Jackson | 318 |
| Jennings, Hamilton | 315 |
| Sebastian, Brevard | 313 |
| Kenneth City, Pinellas | 312 |
| Elkton, St. Johns | 311 |
| Bryceville, Nassau | 308 |
| Lake Panasoffkee, Sumter | 307 |
| Eastpoint, Franklin | 306 |
| Fort McCoy, Marion | 306 |
| Reddick, Marion | 303 |
| Laurel Hill, Okaloosa | 303 |
| Melrose, Putnam | 300 |
| Hallandale Beach, Broward | 299 |
| Westville, Holmes | 295 |
| Valparaiso, Okaloosa | 292 |
| Belleair, Pinellas | 292 |
| Lehigh, Lee | 291 |
| Winter Park, Seminole | 290 |
| Geneva, Seminole | 286 |
| San Antonio, Pasco | 286 |
| Anthony, Marion | 284 |
| O Brien, Suwannee | 283 |
| Greenwood, Jackson | 281 |
| Greenacres, Palm Beach | 281 |
| Morriston, Levy | 275 |
| Ponce De Leon, Holmes | 273 |
| South Pasadena, Pinellas | 261 |
| Fern Park, Seminole | 256 |
| Inlet Beach, Walton | 254 |
| Eglin Air Force Base, Okaloosa | 250 |
| Kindred, Osceola | 249 |
| Sanibel, Lee | 248 |

COVID-19: characteristics of 2,108,030 Florida resident cases

Data through Apr 14, 2021 verified as of Apr 15, 2021 at 09:25 AM

Data in this report are provisional and subject to change.

The table below includes the cities and counties of residence for cases in Florida residents based on the patient's ZIP Code. Note that city is not always received as part of the initial notification and may be missing while the case is being investigated.

| City and county | Cases |
|----------------------------------|-------|
| Fountain, Bay | 242 |
| White Springs, Hamilton | 240 |
| Weirsdale, Marion | 240 |
| Edgewood, Orange | 239 |
| University Of Central Fl, Orange | 238 |
| Longboat Key, Manatee | 237 |
| Lee, Madison | 237 |
| Southport, Bay | 233 |
| Islamorada, Monroe | 232 |
| Saint James City, Lee | 228 |
| Hosford, Liberty | 226 |
| Gretna, Gadsden | 223 |
| Poinciana, Polk | 221 |
| Astatula, Lake | 220 |
| Wellborn, Suwannee | 218 |
| Holt, Okaloosa | 216 |
| Madeira Beach, Pinellas | 214 |
| Lakewood Ranch, Manatee | 213 |
| Mcdavid, Escambia | 211 |
| Juno Beach, Palm Beach | 207 |
| Howey-In-The-Hills, Lake | 207 |
| Holmes Beach, Manatee | 205 |
| Bay Harbor Islands, Dade | 202 |
| Micanopy, Alachua | 201 |
| Babson Park, Polk | 201 |
| Lake Helen, Volusia | 199 |
| Cutler Bay, Dade | 199 |
| Atlantis, Palm Beach | 196 |
| Altoona, Lake | 195 |
| Lauderdale By The Sea, Broward | 194 |
| Sopchoppy, Wakulla | 191 |
| Zellwood, Orange | 191 |
| Mcalpin, Suwannee | 191 |
| Azalea Park, Orange | 190 |
| Alford, Jackson | 188 |
| Center Hill, Sumter | 185 |
| The Villages, Marion | 183 |
| The Villages, Lake | 182 |
| Osteen, Volusia | 181 |
| Odessa, Pasco | 179 |
| Viera, Brevard | 175 |
| Mangonia Park, Palm Beach | 169 |
| Summerland Key, Monroe | 168 |
| Hypoluxo, Palm Beach | 167 |
| Golden Beach, Dade | 167 |
| University Of Miami, Dade | 166 |
| Bokeelia, Lee | 163 |
| Oak Hill, Volusia | 163 |
| Ponce Inlet, Volusia | 162 |
| Caryville, Washington | 161 |
| Pomona Park, Putnam | 160 |
| Grant-Valkaria, Brevard | 158 |
| University Of Fl, Alachua | 156 |
| Lutz, Pasco | 156 |
| Paisley, Lake | 155 |
| Rocky Point, Hillsborough | 155 |
| Lockhart, Orange | 154 |
| Bay Lake, Orange | 153 |
| Missing, Lee | 153 |

COVID-19: characteristics of 2,108,030 Florida resident cases

Data through Apr 14, 2021 verified as of Apr 15, 2021 at 09:25 AM

Data in this report are provisional and subject to change.

The table below includes the cities and counties of residence for cases in Florida residents based on the patient's ZIP Code. Note that city is not always received as part of the initial notification and may be missing while the case is being investigated.

| City and county | Cases |
|---|-------|
| Sumterville, Sumter | 151 |
| Citrus Springs, Citrus | 149 |
| Big Pine Key, Monroe | 148 |
| Hollister, Putnam | 146 |
| Hiawassee, Orange | 145 |
| Lady Lake, Sumter | 143 |
| Carrollwood, Hillsborough | 143 |
| San Mateo, Putnam | 139 |
| Clair-Mel City, Hillsborough | 139 |
| Christmas, Orange | 135 |
| Inglis, Levy | 135 |
| Lake Hamilton, Polk | 132 |
| Cloud Lake, Palm Beach | 131 |
| Apopka, Seminole | 130 |
| Baldwin, Duval | 129 |
| Kendall, Dade | 128 |
| Hampton, Bradford | 127 |
| Clarksville, Calhoun | 127 |
| Steinhatchee, Taylor | 126 |
| West Park, Broward | 126 |
| Buena Ventura Lakes, Osceola | 125 |
| Matlacha, Lee | 123 |
| University Of Central Florida, Orange | 121 |
| Placida, Charlotte | 120 |
| Belleair Beach, Pinellas | 118 |
| Missing, Pinellas | 117 |
| Lighthouse Point, Broward | 116 |
| Tierra Verde, Pinellas | 116 |
| Missing, St. Johns | 114 |
| Temple Terrace, Hillsborough | 113 |
| Dania Beach, Broward | 111 |
| Harmony, Osceola | 111 |
| Saint Leo, Pasco | 110 |
| Callaway, Bay | 110 |
| Barry University, Dade | 109 |
| Cedar Key, Levy | 108 |
| Seville, Volusia | 108 |
| Panacea, Wakulla | 107 |
| City Of Sunrise, Broward | 107 |
| Missing, Sumter | 107 |
| Astor, Lake | 106 |
| Bradenton Beach, Manatee | 105 |
| Sunny Isles Beach, Dade | 105 |
| Hurlburt Field, Okaloosa | 104 |
| Dinsmore, Duval | 104 |
| Lamont, Jefferson | 102 |
| Canal Point, Palm Beach | 102 |
| Brooker, Bradford | 101 |
| Barefoot Bay, Brevard | 98 |
| South Fort Myers, Lee | 98 |
| Tyndall Air Force Base, Bay | 98 |
| Fruit Cove, St. Johns | 98 |
| Florahome, Putnam | 96 |
| Kathleen, Polk | 96 |
| Florida Gulf Coast Univ, Lee | 96 |
| Waldo, Alachua | 96 |
| Bascom, Jackson | 96 |
| University Of South Florida, Hillsborough | 95 |
| Princeton, Dade | 94 |

COVID-19: characteristics of 2,108,030 Florida resident cases

Data through Apr 14, 2021 verified as of Apr 15, 2021 at 09:25 AM

Data in this report are provisional and subject to change.

The table below includes the cities and counties of residence for cases in Florida residents based on the patient's ZIP Code. Note that city is not always received as part of the initial notification and may be missing while the case is being investigated.

| City and county | Cases |
|-----------------------------------|-------|
| Crystal Beach, Pinellas | 91 |
| Pinetta, Madison | 90 |
| Maitland, Seminole | 90 |
| Lorida, Highlands | 88 |
| Missing, Lake | 86 |
| Ocean Ridge, Palm Beach | 85 |
| Missing, Marion | 84 |
| Missing, St. Lucie | 84 |
| Fort Denaud, Hendry | 83 |
| F M, Lee | 83 |
| Boca Grande, Lee | 80 |
| Yalaha, Lake | 79 |
| Patrick Air Force Base, Brevard | 77 |
| Saint Pete Beach, Pinellas | 77 |
| Welaka, Putnam | 76 |
| Eatonville, Orange | 76 |
| Palma Ceia, Hillsborough | 74 |
| Avon Park, Polk | 73 |
| North Venice, Sarasota | 72 |
| Campbellton, Jackson | 72 |
| Cudjoe Key, Monroe | 71 |
| Ochopee, Collier | 70 |
| Air Mail Facility, Dade | 69 |
| Anna Maria, Manatee | 67 |
| Greensboro, Gadsden | 66 |
| Missing, Duval | 66 |
| Reunion, Osceola | 64 |
| Missing, Pasco | 64 |
| Destin, Walton | 64 |
| Stock Island, Monroe | 64 |
| Miami Springs, Dade | 62 |
| Missing, Palm Beach | 62 |
| North Redington Beach, Pinellas | 61 |
| Felda, Hendry | 61 |
| Treasure Island, Pinellas | 61 |
| Northdale, Hillsborough | 60 |
| Mexico Beach, Bay | 60 |
| Bonita Beach, Lee | 59 |
| Georgetown, Putnam | 59 |
| Micco, Brevard | 58 |
| Orlando, Seminole | 58 |
| Okahumpka, Lake | 57 |
| Bellview, Escambia | 57 |
| Duette, Manatee | 57 |
| Lake Suzy, Desoto | 55 |
| Miromar Lakes, Lee | 54 |
| University Of Tampa, Hillsborough | 54 |
| Ona, Hardee | 54 |
| Missing, Santa Rosa | 54 |
| Walnut Hill, Escambia | 53 |
| Enterprise, Volusia | 53 |
| Heathrow, Seminole | 53 |
| Orlando, Dade | 52 |
| Singer Island, Palm Beach | 52 |
| Town N Country, Hillsborough | 50 |
| Green Acres, Palm Beach | 49 |
| Palm Beach Shores, Palm Beach | 49 |
| Miami, Unknown | 49 |
| Salt Springs, Marion | 49 |

COVID-19: characteristics of 2,108,030 Florida resident cases

Data through Apr 14, 2021 verified as of Apr 15, 2021 at 09:25 AM

Data in this report are provisional and subject to change.

The table below includes the cities and counties of residence for cases in Florida residents based on the patient's ZIP Code. Note that city is not always received as part of the initial notification and may be missing while the case is being investigated.

| City and county | Cases |
|-----------------------------------|-------|
| Aloma, Orange | 49 |
| Terra Ceia, Manatee | 49 |
| Intercession City, Osceola | 48 |
| Cinco Bayou, Okaloosa | 47 |
| Highland City, Polk | 46 |
| Naranja, Dade | 46 |
| Village Wellington, Palm Beach | 45 |
| Eaton Park, Polk | 45 |
| Orlando, Osceola | 45 |
| Sewalls Point, Martin | 45 |
| Florida International Univ, Dade | 45 |
| Florence Villa, Polk | 45 |
| Ebro, Washington | 45 |
| Waverly, Polk | 45 |
| Miami, Broward | 44 |
| Bayonet Point, Pasco | 44 |
| Key Colony Beach, Monroe | 44 |
| Gulf Breeze, Escambia | 43 |
| Stetson University, Volusia | 43 |
| Kenansville, Osceola | 43 |
| Missing, Hillsborough | 43 |
| Manalapan, Palm Beach | 43 |
| Missing, Broward | 43 |
| Missing, Seminole | 42 |
| Village Of Wellington, Palm Beach | 42 |
| Lacoochee, Pasco | 42 |
| Saint Johns, Duval | 40 |
| Cortez, Manatee | 40 |
| Jupiter, Martin | 38 |
| Florida A And M University, Leon | 38 |
| Miami Shores, Dade | 38 |
| Hialeah Gardens, Dade | 38 |
| Orlando, Broward | 38 |
| Lakeshore, Polk | 37 |
| Orlando, Volusia | 37 |
| Eloise, Polk | 37 |
| Pasadena, Pinellas | 37 |
| Ponte Vedra, Duval | 37 |
| North Bay Village, Dade | 36 |
| Highland Beach, Palm Beach | 36 |
| Tice, Lee | 36 |
| Davenport, Osceola | 36 |
| Bay Pines, Pinellas | 35 |
| Ridge Manor, Pasco | 35 |
| Orlando, Polk | 35 |
| Bonaventure, Broward | 35 |
| Lulu, Columbia | 35 |
| Univ Of FI Student Dorms, Alachua | 34 |
| Sugarloaf Key, Monroe | 34 |
| Siesta Key, Sarasota | 34 |
| Flemington, Marion | 34 |
| Pine Hills, Orange | 34 |
| Bayshore Gardens, Manatee | 34 |
| Lealman, Pinellas | 34 |
| Homeland, Polk | 33 |
| City Of Westlake, Palm Beach | 33 |
| Palm Shores, Brevard | 33 |
| Hallandle Beach, Broward | 33 |
| Venus, Highlands | 33 |

COVID-19: characteristics of 2,108,030 Florida resident cases

Data through Apr 14, 2021 verified as of Apr 15, 2021 at 09:25 AM

Data in this report are provisional and subject to change.

The table below includes the cities and counties of residence for cases in Florida residents based on the patient's ZIP Code. Note that city is not always received as part of the initial notification and may be missing while the case is being investigated.

| City and county | Cases |
|------------------------------|-------|
| Dowling Park, Suwannee | 33 |
| Poinciana, Osceola | 33 |
| Wekiva Springs, Seminole | 32 |
| Bagdad, Santa Rosa | 32 |
| Westlake, Palm Beach | 32 |
| Alturas, Polk | 31 |
| Sydney, Hillsborough | 31 |
| South Palm Beach, Palm Beach | 31 |
| Mcintosh, Marion | 30 |
| Nocatee, Desoto | 30 |
| Indian Lake Estates, Polk | 30 |
| Saint Marks, Wakulla | 30 |
| Kinard, Calhoun | 30 |
| Bonita Springs, Collier | 29 |
| Chokoloskee, Collier | 29 |
| Penney Farms, Clay | 29 |
| Westchase, Hillsborough | 29 |
| Missing, Manatee | 28 |
| Orlando, Hillsborough | 28 |
| Homosassa Springs, Citrus | 28 |
| Pine Castle, Orange | 28 |
| Horseshoe Beach, Dixie | 28 |
| Little Torch Key, Monroe | 28 |
| Bradley, Polk | 28 |
| Pembroke Park, Broward | 27 |
| Archer, Levy | 27 |
| Pensacola Beach, Santa Rosa | 27 |
| Florida State, Leon | 27 |
| Caryville, Holmes | 27 |
| New Smyrna, Volusia | 27 |
| Fort Lauderdale, Dade | 26 |
| Palmdale, Glades | 26 |
| Long Key, Monroe | 26 |
| Tangerine, Orange | 26 |
| Missing, Indian River | 25 |
| South Miami Heights, Dade | 25 |
| Sparr, Marion | 25 |
| Yankeetown, Levy | 25 |
| Labelle, Glades | 25 |
| Missing, Monroe | 25 |
| Balm, Hillsborough | 25 |
| Earleton, Alachua | 25 |
| Orange Lake, Marion | 25 |
| Wabasso, Indian River | 24 |
| Missing, Escambia | 24 |
| Goulds, Dade | 24 |
| Santa Fe, Alachua | 24 |
| Tioga, Alachua | 24 |
| Hawthorne, Putnam | 24 |
| Missing, Brevard | 23 |
| Loughman, Polk | 23 |
| Bostwick, Putnam | 23 |
| Wekiwa Springs, Seminole | 23 |
| Paxton, Walton | 23 |
| Redington Shores, Pinellas | 23 |
| Boca Raton, Broward | 23 |
| Missing, Citrus | 22 |
| Union Park, Orange | 22 |
| Crystal Springs, Pasco | 22 |

COVID-19: characteristics of 2,108,030 Florida resident cases

Data through Apr 14, 2021 verified as of Apr 15, 2021 at 09:25 AM

Data in this report are provisional and subject to change.

The table below includes the cities and counties of residence for cases in Florida residents based on the patient's ZIP Code. Note that city is not always received as part of the initial notification and may be missing while the case is being investigated.

| City and county | Cases |
|--|-------|
| Citrus Ridge, Indian River | 22 |
| Wausau, Washington | 22 |
| Plymouth, Orange | 22 |
| Florida Dept Of Corrections, Union | 22 |
| Laud-By-The-Sea, Broward | 22 |
| Missing, Okaloosa | 22 |
| Kissimmee, Orange | 22 |
| La Crosse, Alachua | 22 |
| Mango, Hillsborough | 21 |
| Buckingham, Lee | 21 |
| Fort Ogden, Desoto | 21 |
| Bonifay, Washington | 21 |
| Champions Gate, Polk | 21 |
| Everglades City, Collier | 21 |
| Perdido Key, Escambia | 21 |
| Sun City, Hillsborough | 21 |
| Florida International University, Dade | 21 |
| Branford, Lafayette | 21 |
| Indian River Shores, Indian River | 20 |
| Mexico Beach, Gulf | 20 |
| Candler, Marion | 20 |
| Ramrod Key, Monroe | 20 |
| Trenton, Levy | 20 |
| Lowell, Marion | 19 |
| Lake Buena Vista, Orange | 19 |
| Parker, Bay | 19 |
| Forest City, Orange | 19 |
| Wildlight, Nassau | 19 |
| Orlando, Palm Beach | 19 |
| Babcock Ranch, Lee | 19 |
| High Springs, Gilchrist | 19 |
| Maxville, Duval | 18 |
| Florida State Univ Admin, Leon | 18 |
| Nalcrest, Polk | 18 |
| Lakewood Ranch, Sarasota | 18 |
| Tallevast, Manatee | 18 |
| Gulf Stream, Palm Beach | 18 |
| Goodland, Collier | 18 |
| Johns Pass Village, Pinellas | 18 |
| Hollywood, Dade | 18 |
| Jensen Beach, St. Lucie | 18 |
| Lake Como, Putnam | 18 |
| Belleair Bluffs, Pinellas | 18 |
| Brooksville, Pasco | 18 |
| Missing, Collier | 18 |
| Golden Oak, Orange | 17 |
| Graceville, Holmes | 17 |
| West Panama City Beach, Bay | 17 |
| Daytona Beach Shores, Volusia | 17 |
| Trilby, Pasco | 17 |
| Webster, Hernando | 17 |
| Missing, Martin | 17 |
| Nichols, Polk | 17 |
| Shady Hills, Pasco | 17 |
| Gulf Hammock, Levy | 16 |
| Hernando Beach, Hernando | 16 |
| Hutchinson Island, St. Lucie | 16 |
| Suwannee, Dixie | 16 |
| Graham, Bradford | 16 |

COVID-19: characteristics of 2,108,030 Florida resident cases

Data through Apr 14, 2021 verified as of Apr 15, 2021 at 09:25 AM

Data in this report are provisional and subject to change.

The table below includes the cities and counties of residence for cases in Florida residents based on the patient's ZIP Code. Note that city is not always received as part of the initial notification and may be missing while the case is being investigated.

| City and county | Cases |
|-------------------------------|-------|
| Mount Dora, Orange | 16 |
| Wewahitchka, Calhoun | 16 |
| Otter Creek, Levy | 16 |
| Woodville, Leon | 16 |
| Lake City, Suwannee | 16 |
| Orlando, Pinellas | 15 |
| Winter Garden, Lake | 15 |
| Orlando, Lake | 15 |
| Saint Lucie West, St. Lucie | 15 |
| Eau Gallie, Brevard | 15 |
| Missing, Bay | 15 |
| Hillsboro Beach, Broward | 15 |
| Braden River, Manatee | 15 |
| White Springs, Columbia | 15 |
| Copeland, Collier | 14 |
| Indian Creek Village, Dade | 14 |
| Village Of Palmetto Bay, Dade | 14 |
| Wahneta, Polk | 14 |
| Laurel Hill, Walton | 14 |
| Lake Monroe, Seminole | 14 |
| Watersound, Walton | 14 |
| Jacksonville, Unknown | 14 |
| Murdock, Charlotte | 14 |
| Long Boat Key, Manatee | 13 |
| Orlando, Brevard | 13 |
| Saint George Island, Franklin | 13 |
| Deer Island, Lake | 13 |
| Fort Charlotte, Charlotte | 13 |
| Miami Gardens, Broward | 13 |
| Choctaw Beach, Okaloosa | 13 |
| Roseland, Indian River | 13 |
| Virginia Gardens, Dade | 13 |
| Mount Plymouth, Lake | 13 |
| Gonzalez, Escambia | 13 |
| Kingsley Lake, Bradford | 13 |
| Steinhatchee, Dixie | 13 |
| Umatilla, Marion | 12 |
| Babcock Ranch, Charlotte | 12 |
| Los Angeles, Dade | 12 |
| Pensacola Beach, Escambia | 12 |
| Rosemary Beach, Walton | 12 |
| Missing, Putnam | 12 |
| Elfers, Pasco | 12 |
| Holder, Citrus | 12 |
| Leisure City, Dade | 12 |
| Durant, Hillsborough | 12 |
| Hialeah, Unknown | 12 |
| East Lake, Marion | 12 |
| Alys Beach, Bay | 12 |
| Unknown, Dade | 12 |
| Deerfield Beach, Palm Beach | 11 |
| Captiva, Lee | 11 |
| Missing, Polk | 11 |
| Dade City, Hernando | 11 |
| Citrus Hills, Citrus | 11 |
| Greenville, Taylor | 11 |
| Cypress, Jackson | 11 |
| Naples, Lee | 11 |
| Haines Creek, Lake | 10 |

COVID-19: characteristics of 2,108,030 Florida resident cases

Data through Apr 14, 2021 verified as of Apr 15, 2021 at 09:25 AM

Data in this report are provisional and subject to change.

The table below includes the cities and counties of residence for cases in Florida residents based on the patient's ZIP Code. Note that city is not always received as part of the initial notification and may be missing while the case is being investigated.

| City and county | Cases |
|----------------------------------|-------|
| Forest City, Seminole | 10 |
| Missing, Nassau | 10 |
| Ozona, Pinellas | 10 |
| Fanning Springs, Gilchrist | 10 |
| Missing, Unknown | 10 |
| Passport, Unknown | 10 |
| Seacrest, Walton | 10 |
| Briny Breezes, Palm Beach | 10 |
| Orlando, Duval | 10 |
| Orlando, Leon | 10 |
| Perrine, Dade | 10 |
| Orlando, Unknown | 10 |
| University Park, Manatee | 10 |
| Grandin, Putnam | 10 |
| Telogia, Liberty | 10 |
| Missing, Taylor | 10 |
| Hialeah, Broward | 10 |
| Gibsonia, Polk | 10 |
| Redington Beach, Pinellas | 10 |
| Innovation, Pasco | 9 |
| Barberville, Volusia | 9 |
| Cottdale, Washington | 9 |
| Missing, Sarasota | 9 |
| Goldenrod, Seminole | 9 |
| Scottsmoor, Brevard | 9 |
| Sea Ranch Lakes, Broward | 9 |
| Palma Sola, Manatee | 9 |
| Beverly Beach, Flagler | 9 |
| Saint Augustine Beach, St. Johns | 9 |
| Putnam Hall, Putnam | 9 |
| Ferndale, Lake | 9 |
| Saint Augustine, Duval | 9 |
| West Delray Beach, Palm Beach | 9 |
| Basinger, Okeechobee | 9 |
| Grant Valkaria, Brevard | 9 |
| Nobleton, Hernando | 9 |
| Day, Lafayette | 9 |
| Ybor City, Hillsborough | 9 |
| Lloyd, Jefferson | 9 |
| Lamont, Madison | 9 |
| Rubonia, Manatee | 9 |
| Keystone Heights, Bradford | 8 |
| Evinston, Alachua | 8 |
| Salem, Taylor | 8 |
| Orange Springs, Marion | 8 |
| Fairfield, Marion | 8 |
| Fort Walton Beach, Unknown | 8 |
| Cross Creek, Alachua | 8 |
| Indian Shores, Pinellas | 8 |
| Palm City, St. Lucie | 8 |
| Seybold, Dade | 8 |
| White City, Gulf | 8 |
| Worthington Springs, Union | 8 |
| Pine Ridge, Citrus | 8 |
| Jerome, Collier | 8 |
| Ponce De Leon, Walton | 8 |
| Missing, Clay | 7 |
| Switzerland, St. Johns | 7 |
| Aripeka, Pasco | 7 |

COVID-19: characteristics of 2,108,030 Florida resident cases

Data through Apr 14, 2021 verified as of Apr 15, 2021 at 09:25 AM

Data in this report are provisional and subject to change.

The table below includes the cities and counties of residence for cases in Florida residents based on the patient's ZIP Code. Note that city is not always received as part of the initial notification and may be missing while the case is being investigated.

| City and county | Cases |
|------------------------------|-------|
| Maitland, Volusia | 7 |
| Valkaria, Brevard | 7 |
| Orlando, Alachua | 7 |
| Quail Heights, Dade | 7 |
| River Ranch, Polk | 7 |
| Okeechobee, Glades | 7 |
| Niceville, Walton | 7 |
| Weirsdale, Lake | 7 |
| Fernandina, Nassau | 7 |
| Missing, Flagler | 7 |
| East Rockland Key, Monroe | 7 |
| Anastasia Island, St. Johns | 7 |
| Port Saint John, Brevard | 7 |
| Orange Park, Duval | 7 |
| Orlando, Pasco | 7 |
| Longboat Key, Sarasota | 7 |
| Morriston, Marion | 6 |
| Duck Key, Monroe | 6 |
| Newberry, Gilchrist | 6 |
| Miccosukee, Leon | 6 |
| Glenwood, Volusia | 6 |
| Orchid, Indian River | 6 |
| Pensacola, Unknown | 6 |
| Mayport Naval Station, Duval | 6 |
| Lake Butler, Bradford | 6 |
| Inglis, Citrus | 6 |
| Maitland, Osceola | 6 |
| Bradenton, Sarasota | 6 |
| Oneco, Manatee | 6 |
| Punta Gorda, Lee | 6 |
| Holt, Santa Rosa | 6 |
| Deland, Lake | 6 |
| Sunny Hills, Washington | 6 |
| Shady Grove, Taylor | 6 |
| Orlando, Flagler | 6 |
| Orlando, Marion | 6 |
| Missing, Walton | 6 |
| Labelle, Lee | 6 |
| Port Salerno, Martin | 6 |
| Ridge Manor Estates, Sumter | 6 |
| Maitland, Hillsborough | 6 |
| Winter Park, Polk | 6 |
| Winderemere, Orange | 6 |
| Lake Worth, Broward | 6 |
| Grove City, Charlotte | 6 |
| Eglin, Okaloosa | 6 |
| Coco River, Collier | 6 |
| Bruce, Holmes | 6 |
| Ebro, Bay | 5 |
| Highland Park, Polk | 5 |
| Westchester, Dade | 5 |
| Mid Florida, Seminole | 5 |
| Ocean Breeze, Martin | 5 |
| Missing, Columbia | 5 |
| Missing, Highlands | 5 |
| Missing, Leon | 5 |
| Milton, Escambia | 5 |
| Missing, Hernando | 5 |
| Mayport, Duval | 5 |

COVID-19: characteristics of 2,108,030 Florida resident cases

Data through Apr 14, 2021 verified as of Apr 15, 2021 at 09:25 AM

Data in this report are provisional and subject to change.

The table below includes the cities and counties of residence for cases in Florida residents based on the patient's ZIP Code. Note that city is not always received as part of the initial notification and may be missing while the case is being investigated.

| City and county | Cases |
|--|-------|
| Inlet Beach, Bay | 5 |
| Pass, Unknown | 5 |
| Stuart, St. Lucie | 5 |
| Miami, Palm Beach | 5 |
| Orlando, Manatee | 5 |
| Pompano Beach, Palm Beach | 5 |
| Ocoee, Lake | 5 |
| Okeechobee, Martin | 5 |
| Wakulla Springs, Wakulla | 5 |
| Island Grove, Alachua | 5 |
| Missing, Alachua | 5 |
| Miami Beach, Unknown | 5 |
| Alys Beach, Walton | 5 |
| Point Washington, Walton | 5 |
| University Of Central Fl, Martin | 5 |
| Williston, Marion | 5 |
| Clarcona, Orange | 5 |
| Okeechobee, Osceola | 5 |
| PsI, Unknown | 5 |
| San Carlos Park, Lee | 5 |
| University Of Central Fl, Hillsborough | 5 |
| Cape Haze, Charlotte | 5 |
| Bayou George, Bay | 5 |
| Boynton Beach, Broward | 5 |
| Missing, Osceola | 5 |
| Miramar, Dade | 5 |
| Miami Gardens, Unknown | 5 |
| Kissimmee, Unknown | 5 |
| Fort Lauderdale, Palm Beach | 5 |
| Jacksonville Naval Air Station, Duval | 5 |
| Branford, Gilchrist | 4 |
| Clewiston, Palm Beach | 4 |
| Conch Key, Monroe | 4 |
| Lamont, Taylor | 4 |
| Lazy Lake, Broward | 4 |
| Wacissa, Jefferson | 4 |
| Sugarloaf, Monroe | 4 |
| Sandestin, Walton | 4 |
| Seacrest, Bay | 4 |
| Pompano Beach, Dade | 4 |
| Bella Collina, Lake | 4 |
| Bonnie, Dade | 4 |
| Delray Beach, Broward | 4 |
| El Jobean, Charlotte | 4 |
| Marathon Shores, Monroe | 4 |
| High Springs, Columbia | 4 |
| Hinsdale, Manatee | 4 |
| Jonesville, Alachua | 4 |
| International Service Center, Dade | 4 |
| Indian Rock Beach, Pinellas | 4 |
| Hollywood, Unknown | 4 |
| Cypress Gardens, Polk | 4 |
| Bowling Green, Polk | 4 |
| N/A, Unknown | 4 |
| Plantation Key, Monroe | 4 |
| Live Oak, Madison | 4 |
| Loxahatchee Groves, Palm Beach | 4 |
| Fort Lauderdale, Unknown | 4 |
| West Bradenton, Manatee | 4 |

COVID-19: characteristics of 2,108,030 Florida resident cases

Data through Apr 14, 2021 verified as of Apr 15, 2021 at 09:25 AM

Data in this report are provisional and subject to change.

The table below includes the cities and counties of residence for cases in Florida residents based on the patient's ZIP Code. Note that city is not always received as part of the initial notification and may be missing while the case is being investigated.

| City and county | Cases |
|-------------------------------------|-------|
| Jacksonville, Clay | 4 |
| Greenville, Jefferson | 4 |
| Clermont, Polk | 4 |
| Marina Del Rey, Dade | 4 |
| Oklawaha, Marion | 4 |
| Lake Harbor, Palm Beach | 4 |
| Glen Ridge, Palm Beach | 4 |
| Coconut Creek, Palm Beach | 4 |
| Orem, Palm Beach | 4 |
| Los Angeles, Broward | 4 |
| Margate, Unknown | 4 |
| Melrose, Bradford | 4 |
| Jacksonville, Dade | 4 |
| Arcadia, Hillsborough | 4 |
| Inverness, Polk | 3 |
| Pass, Dade | 3 |
| Vero Beach, Brevard | 3 |
| Pp, Dade | 3 |
| Pp, Unknown | 3 |
| Wimauma, Manatee | 3 |
| Woodside, Broward | 3 |
| Brewton, Escambia | 3 |
| Apopka, Broward | 3 |
| Lanark Village, Franklin | 3 |
| Maitland, Polk | 3 |
| Miami Shores, Broward | 3 |
| Pineland, Lee | 3 |
| Tampa Palms, Hillsborough | 3 |
| Tampa, Pinellas | 3 |
| Tarpon Springs, Pasco | 3 |
| Winter Garden, Seminole | 3 |
| Laurel, Sarasota | 3 |
| Ludlam, Dade | 3 |
| Clermont, Orange | 3 |
| West Palm Beach, Broward | 3 |
| Wildwood, Marion | 3 |
| Village Of Golf, Palm Beach | 3 |
| Saint Augusaintine Beach, St. Johns | 3 |
| Saint Petersburg, Hillsborough | 3 |
| Port Saint Lucie, Martin | 3 |
| Palm Coast, Volusia | 3 |
| Missing, Jackson | 3 |
| Fort Myers, Unknown | 3 |
| Bradington, Manatee | 3 |
| Blountstown, Liberty | 3 |
| Loxahatchee, Broward | 3 |
| Miami, Orange | 3 |
| Lynbrook, Broward | 3 |
| Lakeland, Hillsborough | 3 |
| Lake Geneva, Clay | 3 |
| Lake City, Duval | 3 |
| Hallandale Beach, Unknown | 3 |
| Immokalee, Lee | 3 |
| Samoset, Manatee | 3 |
| San Fernando, Unknown | 3 |
| North Miami Beach, Broward | 3 |
| Monticello, Madison | 3 |
| Vernon, Bay | 3 |
| Crestview, Walton | 3 |

COVID-19: characteristics of 2,108,030 Florida resident cases

Data through Apr 14, 2021 verified as of Apr 15, 2021 at 09:25 AM

Data in this report are provisional and subject to change.

The table below includes the cities and counties of residence for cases in Florida residents based on the patient's ZIP Code. Note that city is not always received as part of the initial notification and may be missing while the case is being investigated.

| City and county | Cases |
|------------------------------------|-------|
| Cross Key, Monroe | 3 |
| Fernandina Beach, Duval | 3 |
| Cape San Blas, Gulf | 3 |
| Apopka, Lake | 3 |
| Fpo, Duval | 3 |
| Green Cove Springs, Duval | 3 |
| Mayport Naval Housing, Duval | 3 |
| Julington Creek, St. Johns | 3 |
| Jupiter Island, Martin | 3 |
| Kathleen, Pasco | 3 |
| Marco Island, Lee | 3 |
| Miramar, Unknown | 3 |
| Naples, Unknown | 3 |
| Alford, Washington | 3 |
| Pass-A-Grille, Pinellas | 3 |
| Okeechobee, Highlands | 3 |
| Ocean Reef Club, Monroe | 3 |
| Vero Beach, St. Lucie | 3 |
| Winter Park, Volusia | 3 |
| Westville, Walton | 3 |
| Pembroke Lakes, Broward | 3 |
| Orlo Vista, Orange | 3 |
| Milligan, Okaloosa | 3 |
| Land O Lakes, Hillsborough | 3 |
| Lady Lake, Marion | 3 |
| Jacksonville , Duval | 3 |
| Homeless, Hillsborough | 3 |
| Brooklyn, Broward | 3 |
| Ft Pierce, St. Lucie | 3 |
| Chicago, Lee | 3 |
| Coraopolis, Citrus | 3 |
| Champions Gate, Osceola | 3 |
| Bristol, Calhoun | 3 |
| Jacksonville, Alachua | 3 |
| Sharpes, Brevard | 3 |
| Sorrento, Orange | 3 |
| Stuart, Palm Beach | 3 |
| Pompano Beach, Unknown | 3 |
| North Fort Myers, Charlotte | 3 |
| Ormond Beach, Flagler | 2 |
| Noma, Holmes | 2 |
| Panama City, Unknown | 2 |
| Pembroke Pines, Dade | 2 |
| Summerfield, Unknown | 2 |
| Tampa, Hernando | 2 |
| Sebring, Desoto | 2 |
| Saint Lucie Village, St. Lucie | 2 |
| Wauchula, Desoto | 2 |
| Vero Beach, Unknown | 2 |
| Yeehaw, Okeechobee | 2 |
| Marina Del Rey, Broward | 2 |
| Longview, Dade | 2 |
| Melrose, Clay | 2 |
| Mesa, Unknown | 2 |
| Jacksonville Naval Hospital, Duval | 2 |
| Hosford, Calhoun | 2 |
| Aventura, Broward | 2 |
| 000000, Unknown | 2 |
| Dfafs, Okaloosa | 2 |

COVID-19: characteristics of 2,108,030 Florida resident cases

Data through Apr 14, 2021 verified as of Apr 15, 2021 at 09:25 AM

Data in this report are provisional and subject to change.

The table below includes the cities and counties of residence for cases in Florida residents based on the patient's ZIP Code. Note that city is not always received as part of the initial notification and may be missing while the case is being investigated.

| City and county | Cases |
|------------------------------------|-------|
| Fort Lauderdale, Alachua | 2 |
| Doral, Unknown | 2 |
| Bay Harbor Islands, Unknown | 2 |
| Alachua, Duval | 2 |
| Carl Fisher, Dade | 2 |
| Cross City, Taylor | 2 |
| Fisher Island, Unknown | 2 |
| Jupiter, Dade | 2 |
| Micanopy, Marion | 2 |
| Lakeland, Unknown | 2 |
| Port Saint Lucie, Palm Beach | 2 |
| Red Bay, Holmes | 2 |
| Saint Marys, Nassau | 2 |
| Woodstock, Lee | 2 |
| Sutton, Pasco | 2 |
| Tequesta, Martin | 2 |
| West Lafayette, Broward | 2 |
| Windermere, Lake | 2 |
| Winter Springs, Orange | 2 |
| Windermere, Hillsborough | 2 |
| Venice, Dade | 2 |
| Orlando, Escambia | 2 |
| Pompano Beach, Osceola | 2 |
| Port Charlotte, Lee | 2 |
| Port St. Lucie, St. Lucie | 2 |
| Sand Lake, Orange | 2 |
| University Of Central Fl, Seminole | 2 |
| Union, Manatee | 2 |
| Swansea, Lee | 2 |
| Altamonte Springs, Orange | 2 |
| At Large, Broward | 2 |
| Boys Ranch, Suwannee | 2 |
| Fort Pierce, Brevard | 2 |
| Graceville, Unknown | 2 |
| Eatonville, Polk | 2 |
| New Port Richey, Hillsborough | 2 |
| Mims, Volusia | 2 |
| Missing, Washington | 2 |
| Miami, Martin | 2 |
| Jena, Taylor | 2 |
| Labelle, Collier | 2 |
| Long Beach, Orange | 2 |
| Marysville, Dade | 2 |
| Lake Clarke Shores, Palm Beach | 2 |
| Fl State Univ Student, Leon | 2 |
| Callahan, Duval | 2 |
| Crescent Beach, Sarasota | 2 |
| Cibolo, Orange | 2 |
| Claysville, Hernando | 2 |
| Dade City, Unknown | 2 |
| Defuniak Springs, Okaloosa | 2 |
| Port Canaveral, Brevard | 2 |
| Sarasota, Unknown | 2 |
| South Miami, Broward | 2 |
| Seguin, Unknown | 2 |
| Tampa, Broward | 2 |
| Tarpon Springs, Hillsborough | 2 |
| Sunrise, Unknown | 2 |
| Monument, Broward | 2 |

COVID-19: characteristics of 2,108,030 Florida resident cases

Data through Apr 14, 2021 verified as of Apr 15, 2021 at 09:25 AM

Data in this report are provisional and subject to change.

The table below includes the cities and counties of residence for cases in Florida residents based on the patient's ZIP Code. Note that city is not always received as part of the initial notification and may be missing while the case is being investigated.

| City and county | Cases |
|---|-------|
| Oakland Park, Unknown | 2 |
| Orlando, St. Lucie | 2 |
| Hallandale Beach, Dade | 2 |
| Miami, Hillsborough | 2 |
| Lutz, Pinellas | 2 |
| Los Angeles, Okaloosa | 2 |
| Louisville, Manatee | 2 |
| Lawtey, Union | 2 |
| Blountstown, Jackson | 2 |
| Alligator Point, Franklin | 2 |
| Coconut Creek, Unknown | 2 |
| Crawfordville, Leon | 2 |
| Eatonville, Lake | 2 |
| Mount Pleasant, Gadsden | 2 |
| None, Dade | 2 |
| Navarre, Okaloosa | 2 |
| Opa Locka, Broward | 2 |
| Port Charlotte, Unknown | 2 |
| Phoenix, Lake | 2 |
| Seven Springs, Pasco | 2 |
| Upper Key Largo, Monroe | 2 |
| University Of Central Florida, Brevard | 2 |
| West Villages, Sarasota | 2 |
| Zellwood, Lake | 2 |
| Bronx, Seminole | 2 |
| Doctors Inlet, Clay | 2 |
| Bonifay, Jackson | 2 |
| Bonnie, Duval | 2 |
| Bonnie, Sarasota | 2 |
| Lecanto, Marion | 2 |
| Maitland, Leon | 2 |
| Lake Helen, Orange | 2 |
| Fort Myers, Collier | 2 |
| Fort Pierce, Martin | 2 |
| Weston, Dade | 2 |
| West Palm Beach, Dade | 2 |
| St John, Broward | 2 |
| Winter Park, Leon | 2 |
| Orlando, Charlotte | 2 |
| Palm Springs North, Dade | 2 |
| Redland, Dade | 2 |
| Melrose, Alachua | 2 |
| Olustee, Baker | 2 |
| Orlando, Santa Rosa | 2 |
| Maitland, Lake | 2 |
| Hialeah Lakes, Dade | 2 |
| Hialeah, Orange | 2 |
| Jan Phyl Village, Polk | 2 |
| Moore Haven, Hendry | 2 |
| Naples, Broward | 2 |
| Cassadaga, Volusia | 2 |
| Fort Walton Beach, Walton | 2 |
| Duke Field Air Force Station, Okaloosa | 2 |
| Dunnellon, Levy | 2 |
| Yalhala, Lake | 2 |
| University Of Central Florida, Palm Beach | 2 |
| University Of Central Florida, Pinellas | 2 |
| Provo, Broward | 2 |
| Portland, Unknown | 2 |

COVID-19: characteristics of 2,108,030 Florida resident cases

Data through Apr 14, 2021 verified as of Apr 15, 2021 at 09:25 AM

Data in this report are provisional and subject to change.

The table below includes the cities and counties of residence for cases in Florida residents based on the patient's ZIP Code. Note that city is not always received as part of the initial notification and may be missing while the case is being investigated.

| City and county | Cases |
|--|-------|
| Sumatra, Liberty | 2 |
| Pensacola, Santa Rosa | 2 |
| University Of Central Florida, Broward | 2 |
| Saint Teresa, Wakulla | 2 |
| West Point, Lee | 2 |
| Orlando, Okaloosa | 2 |
| Miamt, Dade | 2 |
| Madison, Unknown | 2 |
| Maitland, Pasco | 2 |
| North Miami, Broward | 2 |
| Ocala, Unknown | 2 |
| Florida Power & Light Co, Dade | 2 |
| Amelia City, Nassau | 2 |
| Apopka, Unknown | 2 |
| Alligator Point, Wakulla | 2 |
| Chipley, Jackson | 2 |
| Chipley, Holmes | 1 |
| Clarksboro, Lee | 1 |
| Colorado Springs, Unknown | 1 |
| Conifer, Lee | 1 |
| Cutler Bay, Broward | 1 |
| El Paso, Unknown | 1 |
| Elbow Lake, Palm Beach | 1 |
| Dunellen, Dade | 1 |
| Daniel Island, Bay | 1 |
| Destin, Unknown | 1 |
| Diamond, Highlands | 1 |
| Doral, Broward | 1 |
| Altamonte, Orange | 1 |
| Alva, Collier | 1 |
| 333, Unknown | 1 |
| Allentown, Putnam | 1 |
| Apple Creek, Citrus | 1 |
| Amelia Village, Nassau | 1 |
| Barefoot Beach, Lee | 1 |
| Battle Creek, Manatee | 1 |
| Avon, Manatee | 1 |
| Aventura, Osceola | 1 |
| Boca Raton,, Palm Beach | 1 |
| Bear Grass, Palm Beach | 1 |
| Azalea Park, Osceola | 1 |
| Bryn Mawr, Palm Beach | 1 |
| Burkeville, Brevard | 1 |
| Camden Wyoming, Duval | 1 |
| Celebration, Palm Beach | 1 |
| Chattanooga, Dade | 1 |
| Boston, Dade | 1 |
| Brewster, Volusia | 1 |
| Fort Denaud, Glades | 1 |
| Fort Meyers, Lee | 1 |
| Fortlauderdale, Unknown | 1 |
| Fortwalton Beach, Okaloosa | 1 |
| Ft Pierce, Unknown | 1 |
| Garland, Orange | 1 |
| Fairless Hills, Broward | 1 |
| FI State Lot, Leon | 1 |
| Eatonville, Seminole | 1 |
| Everett, Dade | 1 |
| Hickory, Lee | 1 |

COVID-19: characteristics of 2,108,030 Florida resident cases

Data through Apr 14, 2021 verified as of Apr 15, 2021 at 09:25 AM

Data in this report are provisional and subject to change.

The table below includes the cities and counties of residence for cases in Florida residents based on the patient's ZIP Code. Note that city is not always received as part of the initial notification and may be missing while the case is being investigated.

| City and county | Cases |
|--------------------------------|-------|
| Hilliard, Unknown | 1 |
| Hallandate Ben, Unknown | 1 |
| Havana, Leon | 1 |
| Jeffersonville, Broward | 1 |
| Knoxville, Escambia | 1 |
| Homeless, Dade | 1 |
| Homer, Escambia | 1 |
| Longwood, Orange | 1 |
| Lehigh Cares, Lee | 1 |
| Live Oak, Columbia | 1 |
| Loganville, Orange | 1 |
| Lake Mary, Lake | 1 |
| Lansdale, Lake | 1 |
| Lapeer, Manatee | 1 |
| Lauderdale Hill, Unknown | 1 |
| Middleburg, Duval | 1 |
| Midland, Osceola | 1 |
| Missing, Hamilton | 1 |
| Missing, Wakulla | 1 |
| Monterey, Broward | 1 |
| Mumford, Manatee | 1 |
| N/A, Duval | 1 |
| Naples, Alachua | 1 |
| Miami, Charlotte | 1 |
| Miamii, Dade | 1 |
| Miami Garden, Unknown | 1 |
| Palm City, Unknown | 1 |
| Oviedo, Leon | 1 |
| Ocean City, Broward | 1 |
| Old Town, Gilchrist | 1 |
| Opa Locka, Polk | 1 |
| Orem, Sarasota | 1 |
| Orem, Unknown | 1 |
| Ridgewood, Broward | 1 |
| Riverview, Manatee | 1 |
| Rochester, Broward | 1 |
| Roseland, Palm Beach | 1 |
| Republic, Monroe | 1 |
| Richmond, Palm Beach | 1 |
| Pompano Beach, Alachua | 1 |
| Porter Ranch, Dade | 1 |
| Raiford, Bradford | 1 |
| Ponte Vedra Beach, Orange | 1 |
| Port Orange , Volusia | 1 |
| Port Saint Lucie, Indian River | 1 |
| Wilbur By The Sea, Volusia | 1 |
| Willowbrook, Lee | 1 |
| Wilmington, Pasco | 1 |
| Westerville, Hillsborough | 1 |
| Wilton Manors, Dade | 1 |
| Winston Salem, Unknown | 1 |
| Winter Garden, Hillsborough | 1 |
| Woodland Hills, Brevard | 1 |
| Youngstown, Calhoun | 1 |
| Yulee, Duval | 1 |
| San Antonio, Dade | 1 |
| San Diego, Unknown | 1 |
| Sandyport, Dade | 1 |
| Sanford, Palm Beach | 1 |

COVID-19: characteristics of 2,108,030 Florida resident cases

Data through Apr 14, 2021 verified as of Apr 15, 2021 at 09:25 AM

Data in this report are provisional and subject to change.

The table below includes the cities and counties of residence for cases in Florida residents based on the patient's ZIP Code. Note that city is not always received as part of the initial notification and may be missing while the case is being investigated.

| City and county | Cases |
|---|-------|
| Russellville, Hillsborough | 1 |
| Saint Augustine, Okaloosa | 1 |
| Steinhatchee, Alachua | 1 |
| Tampa, Escambia | 1 |
| Tampa, Manatee | 1 |
| Tangerine, Lake | 1 |
| University Of Central Florida, Hillsborough | 1 |
| University Of Central Fl, Pasco | 1 |
| Village Of Palm Springs, Palm Beach | 1 |
| Virginia Beach, Alachua | 1 |
| Webster, Pasco | 1 |
| Wekiva Springs, Orange | 1 |
| Union City, Bradford | 1 |
| Sebastian, Lake | 1 |
| Parlin, Broward | 1 |
| Ponce, Orange | 1 |
| Port Charlotte Fl, Unknown | 1 |
| Port Saint Lucie, Duval | 1 |
| Plant City, Hendry | 1 |
| Plant City, Pinellas | 1 |
| Plantation, Unknown | 1 |
| Orlando, Highlands | 1 |
| Opa Locka, Unknown | 1 |
| Orem, Nassau | 1 |
| Northville, Broward | 1 |
| Ocala, Indian River | 1 |
| Ocoee, Broward | 1 |
| Olando, Orange | 1 |
| Ocoee, Polk | 1 |
| Sumter Ville, Unknown | 1 |
| Tallahassee, Escambia | 1 |
| Springhill, Unknown | 1 |
| Telluride, Lee | 1 |
| Tampa, Lee | 1 |
| South Otselic, Dade | 1 |
| Southampton, Palm Beach | 1 |
| Stockbridge, Leon | 1 |
| Sullivans Island, Dade | 1 |
| Pound Ridge, Leon | 1 |
| Richmond Heights, Dade | 1 |
| Ridge Manor, Hernando | 1 |
| Riverview, Pinellas | 1 |
| Rochester, Lee | 1 |
| Rosemary Beach, Bay | 1 |
| Saint Cloud, Orange | 1 |
| Sevierville, Dade | 1 |
| Saint Petersburg, Dade | 1 |
| San Juan, Osceola | 1 |
| San Pedro Sula, Dade | 1 |
| Sandy, Duval | 1 |
| Tinley Park, Lee | 1 |
| University Of Central Fl, Dade | 1 |
| Windermere, Polk | 1 |
| Winter Park, Lake | 1 |
| West Lafayette, Desoto | 1 |
| West Simsbury, Collier | 1 |
| Wayne, Dade | 1 |
| Winter, Pinellas | 1 |
| Downers Grove, St. Lucie | 1 |

COVID-19: characteristics of 2,108,030 Florida resident cases

Data through Apr 14, 2021 verified as of Apr 15, 2021 at 09:25 AM

Data in this report are provisional and subject to change.

The table below includes the cities and counties of residence for cases in Florida residents based on the patient's ZIP Code. Note that city is not always received as part of the initial notification and may be missing while the case is being investigated.

| City and county | Cases |
|-------------------------------|-------|
| Delrey Beach, Palm Beach | 1 |
| Export, Palm Beach | 1 |
| Fdsf, Unknown | 1 |
| Felda, Palm Beach | 1 |
| Flagler Beach, Volusia | 1 |
| Flora, Lee | 1 |
| Fort Myers, Lake | 1 |
| Fresno, Pasco | 1 |
| Fruitland Park, Sumter | 1 |
| Fwb, Unknown | 1 |
| Gainesville, Marion | 1 |
| Gastonia, Polk | 1 |
| Clearwater, Highlands | 1 |
| Clermont, Unknown | 1 |
| Columbia, Orange | 1 |
| Coral Gables, Unknown | 1 |
| Coral Springs, Unknown | 1 |
| Crestview, Dade | 1 |
| Dade City, Polk | 1 |
| Dania, Unknown | 1 |
| Darien, Pasco | 1 |
| Arcadia, Charlotte | 1 |
| Aspen, Palm Beach | 1 |
| Atl, Broward | 1 |
| Atlanta, Broward | 1 |
| Aurburndale, Polk | 1 |
| Aventura, Unknown | 1 |
| Azalea Park, Sarasota | 1 |
| Bartow, Unknown | 1 |
| Biscayne Park, Broward | 1 |
| Boca Rotan, Unknown | 1 |
| Alpharetta, Alachua | 1 |
| Apalachicola, Leon | 1 |
| Brooksville, Columbia | 1 |
| Bryn Mawr, Collier | 1 |
| Canfield, Duval | 1 |
| Naugatuck, Lee | 1 |
| New Vernon, Sarasota | 1 |
| New York, Broward | 1 |
| Newport Beach, Palm Beach | 1 |
| North Adams, Manatee | 1 |
| North Little Rock, Palm Beach | 1 |
| Myakka, Duval | 1 |
| Missing, Baker | 1 |
| Middleburg, Unknown | 1 |
| Milford, Palm Beach | 1 |
| Milford, Polk | 1 |
| Minneapolis, Broward | 1 |
| Melbourne, Dade | 1 |
| Melbourne, Orange | 1 |
| Miami Beach, Palm Beach | 1 |
| Miami Granders, Dade | 1 |
| Johns Island, Wakulla | 1 |
| Killarney, Orange | 1 |
| Knoxville, Duval | 1 |
| Havanna, Gadsden | 1 |
| Jacksonville, Palm Beach | 1 |
| Hilliard, Dade | 1 |
| Hollywood, Leon | 1 |

COVID-19: characteristics of 2,108,030 Florida resident cases

Data through Apr 14, 2021 verified as of Apr 15, 2021 at 09:25 AM

Data in this report are provisional and subject to change.

The table below includes the cities and counties of residence for cases in Florida residents based on the patient's ZIP Code. Note that city is not always received as part of the initial notification and may be missing while the case is being investigated.

| City and county | Cases |
|---------------------------------------|-------|
| Holt, Unknown | 1 |
| Homestead, Monroe | 1 |
| Humble, Broward | 1 |
| Green, Clay | 1 |
| Greensburg, Orange | 1 |
| Greenville, Monroe | 1 |
| Gulf Shores, Escambia | 1 |
| Maitland, Unknown | 1 |
| Matlacha Island, Lee | 1 |
| Los Angeles, Polk | 1 |
| Lakeland, Pasco | 1 |
| Lakewood, Unknown | 1 |
| Lake City, Volusia | 1 |
| Opalocka, Dade | 1 |
| Orlando, Union | 1 |
| Ovido, Seminole | 1 |
| Oxford, Palm Beach | 1 |
| Oakland, Leon | 1 |
| Ocala, Alachua | 1 |
| Okeechobee, St. Lucie | 1 |
| North Canton, Palm Beach | 1 |
| Miamf, Dade | 1 |
| Miami G, Dade | 1 |
| Miami, Collier | 1 |
| Miami, St. Lucie | 1 |
| Marshall, Palm Beach | 1 |
| New Richmond, Volusia | 1 |
| Rio Dell, Volusia | 1 |
| Rochelle, Volusia | 1 |
| Saint Cloud, Lee | 1 |
| Saint Johns, Orange | 1 |
| San Antonio, Sarasota | 1 |
| San Antonio, Unknown | 1 |
| Sanford, Volusia | 1 |
| Shannon, Collier | 1 |
| Soddy Daisy, Broward | 1 |
| Soldotna, Broward | 1 |
| South Burlington, Orange | 1 |
| Spring Park, Alachua | 1 |
| Panama City, Walton | 1 |
| Palm Coast, Duval | 1 |
| Perry, Leon | 1 |
| Perth Amboy, Monroe | 1 |
| Port Saint Lucie, Orange | 1 |
| Princeton, Alachua | 1 |
| Provincetown, Collier | 1 |
| Winter Park, Osceola | 1 |
| Wood River, Polk | 1 |
| Worcester, Palm Beach | 1 |
| Steinhatchee, Madison | 1 |
| Tamarac, Seminole | 1 |
| Tampa, Volusia | 1 |
| Tangerine, Seminole | 1 |
| Tewksbury, Orange | 1 |
| Umatilla, Alachua | 1 |
| University Of Central Florida, Monroe | 1 |
| Toms River, Dade | 1 |
| Wheaton, Lee | 1 |
| Winter Park, Alachua | 1 |

COVID-19: characteristics of 2,108,030 Florida resident cases

Data through Apr 14, 2021 verified as of Apr 15, 2021 at 09:25 AM

Data in this report are provisional and subject to change.

The table below includes the cities and counties of residence for cases in Florida residents based on the patient's ZIP Code. Note that city is not always received as part of the initial notification and may be missing while the case is being investigated.

| City and county | Cases |
|-------------------------------|-------|
| Wilmington, Broward | 1 |
| Wesley Chapel, Alachua | 1 |
| Virginia Beach, Hernando | 1 |
| Waco, Broward | 1 |
| Washington, Broward | 1 |
| Fort Myers, Dade | 1 |
| Grassy Key, Monroe | 1 |
| Floral, Escambia | 1 |
| Jersey City, Polk | 1 |
| Jamaica, Broward | 1 |
| Haverford, Hillsborough | 1 |
| Herrin, Orange | 1 |
| Jacksonville, Manatee | 1 |
| Gainesville, Baker | 1 |
| Gilmer, Dade | 1 |
| Haledon, Dade | 1 |
| Jupiter, Unknown | 1 |
| Kingsland, Duval | 1 |
| Kissimmee, Brevard | 1 |
| Lake In The Hills, Columbia | 1 |
| Lake Placid, Alachua | 1 |
| Lake Worth Beach, Broward | 1 |
| Lander, Citrus | 1 |
| Las Vegas, Orange | 1 |
| Los Angeles, Palm Beach | 1 |
| Marianna, Calhoun | 1 |
| Lemoyne, Manatee | 1 |
| Lawrence Township, Palm Beach | 1 |
| Lyndhurst, Broward | 1 |
| Magnolia Square, Osceola | 1 |
| Maitland, Alachua | 1 |
| Bronx, Broward | 1 |
| Carol Stream, Orange | 1 |
| Castleberry, Escambia | 1 |
| Buffalo, Palm Beach | 1 |
| Bryant, Alachua | 1 |
| Apo, Pasco | 1 |
| Apopka, Flagler | 1 |
| 99, Unknown | 1 |
| Alanson, Bay | 1 |
| Aollywoss, Dade | 1 |
| Boca Raton, Unknown | 1 |
| Bohealia, Lee | 1 |
| Blowing Rock, Polk | 1 |
| Belleair, Hillsborough | 1 |
| Dorchester, Orange | 1 |
| Estero, Collier | 1 |
| Fanning Springs, Levy | 1 |
| Felton, Manatee | 1 |
| DeLand, Polk | 1 |
| Cumberland, Palm Beach | 1 |
| Dade City, Hillsborough | 1 |
| Dallas, Lee | 1 |
| De Leon Springs, Putnam | 1 |
| Dearborn, Lee | 1 |
| Clear Brook, Lee | 1 |
| Charlotte, Pasco | 1 |
| Crestview, Holmes | 1 |
| College Station, Lake | 1 |

COVID-19: characteristics of 2,108,030 Florida resident cases

Data through Apr 14, 2021 verified as of Apr 15, 2021 at 09:25 AM

Data in this report are provisional and subject to change.

The table below includes the cities and counties of residence for cases in Florida residents based on the patient's ZIP Code. Note that city is not always received as part of the initial notification and may be missing while the case is being investigated.

| City and county | Cases |
|-----------------------------|-------|
| Columbus, Brevard | 1 |
| Cookeville, Seminole | 1 |
| Zolfo Springs, Polk | 1 |
| Wells, Polk | 1 |
| Winter Garden, Pinellas | 1 |
| Yukon, Broward | 1 |
| Winter Park, Broward | 1 |
| Westbrook, Dade | 1 |
| Wichita, Volusia | 1 |
| Winder Garden, Orange | 1 |
| Windermere, Leon | 1 |
| Windermere, Osceola | 1 |
| Windermere, Seminole | 1 |
| Winter Garden, Broward | 1 |
| Washington, Unknown | 1 |
| Venice, Unknown | 1 |
| Sun City Center, Hardee | 1 |
| Spring Hill , Hernando | 1 |
| Spring Hill, Dade | 1 |
| Spring Hill, Pinellas | 1 |
| Starke, Clay | 1 |
| Stone Mountain, Palm Beach | 1 |
| Tulsa, Orange | 1 |
| Tiffin, Highlands | 1 |
| Tallahassee, Duval | 1 |
| Tallahassee, Unknown | 1 |
| Tampa, Palm Beach | 1 |
| Tavares, Marion | 1 |
| Temple Terrace, Pasco | 1 |
| Saint Cloud, Unknown | 1 |
| Saint Johns, Unknown | 1 |
| Saint Petersburg, St. Lucie | 1 |
| Sandford, Seminole | 1 |
| Shelton, Manatee | 1 |
| Sodus, Charlotte | 1 |
| Sarasota, Flagler | 1 |
| Saxis, Lee | 1 |
| Schenectady, Polk | 1 |
| Sebring, Lee | 1 |
| Port Everglades, Broward | 1 |
| Potomac, Palm Beach | 1 |
| Peoria, Unknown | 1 |
| Plantation, Orange | 1 |
| Pompano Beach, Martin | 1 |
| Rye, Duval | 1 |
| Rex, Duval | 1 |
| Orange Park , Duval | 1 |
| Orem, Broward | 1 |
| Orlando, Columbia | 1 |
| Orlando, Indian River | 1 |
| Orlando, Sarasota | 1 |
| Parker, Dade | 1 |
| Parker, Leon | 1 |
| Palm Coast, Polk | 1 |
| Oviedo, Brevard | 1 |
| Pacifica, Dade | 1 |
| New Orleans, Palm Beach | 1 |
| Newark, Broward | 1 |
| Newburgh, Bay | 1 |

COVID-19: characteristics of 2,108,030 Florida resident cases

Data through Apr 14, 2021 verified as of Apr 15, 2021 at 09:25 AM

Data in this report are provisional and subject to change.

The table below includes the cities and counties of residence for cases in Florida residents based on the patient's ZIP Code. Note that city is not always received as part of the initial notification and may be missing while the case is being investigated.

| City and county | Cases |
|--------------------------------------|-------|
| North Pole, Seminole | 1 |
| North Port, Lee | 1 |
| Old Town, Alachua | 1 |
| Omaha, Palm Beach | 1 |
| Ona, Manatee | 1 |
| Oooooo, Unknown | 1 |
| Ocoee, Osceola | 1 |
| Okeechobee, Broward | 1 |
| Navarre, Dade | 1 |
| Middlesburg, Duval | 1 |
| East Hampton, Palm Beach | 1 |
| Deland, St. Lucie | 1 |
| Deltona, Orange | 1 |
| Cartersville, Unknown | 1 |
| Cypress, Leon | 1 |
| Davenport, Orange | 1 |
| Daytona Beach, Unknown | 1 |
| Fort Myers-, Lee | 1 |
| Fort Pierce, Unknown | 1 |
| Fort Myers, Manatee | 1 |
| Gainesville, Duval | 1 |
| Elyria, Okeechobee | 1 |
| Foley, Escambia | 1 |
| Columbus, Dade | 1 |
| Conway, Leon | 1 |
| Coventry, Broward | 1 |
| Clermont, Seminole | 1 |
| Clermont, Volusia | 1 |
| Clewiston, Glades | 1 |
| Bridgeport, Dade | 1 |
| Bronx, Palm Beach | 1 |
| Cambridge, Broward | 1 |
| Altoona, Marion | 1 |
| Anaheim, Unknown | 1 |
| Argyle, Walton | 1 |
| Athens, Duval | 1 |
| Bogota, Orange | 1 |
| Bradenton, Dade | 1 |
| Bradenton, Osceola | 1 |
| Leesburg, Marion | 1 |
| Lehigh Acres, Dade | 1 |
| Lewisburg, Pasco | 1 |
| Littleton, Dade | 1 |
| Los Angeles Ca, Unknown | 1 |
| Los Angeles, Hardee | 1 |
| Miami, Manatee | 1 |
| Miami Lakes, Unknown | 1 |
| Macdill Air Force Base, Hillsborough | 1 |
| Miami Beach, Broward | 1 |
| Margate, Dade | 1 |
| Marshall, Dade | 1 |
| Mary Esther, Unknown | 1 |
| Medford, Palm Beach | 1 |
| Harrison, Pinellas | 1 |
| Granada Hills, Broward | 1 |
| Guilford, Dade | 1 |
| Hailandale, Unknown | 1 |
| Homosassa, Hernando | 1 |
| Holly Ridge, Orange | 1 |

COVID-19: characteristics of 2,108,030 Florida resident cases

Data through Apr 14, 2021 verified as of Apr 15, 2021 at 09:25 AM

Data in this report are provisional and subject to change.

The table below includes the cities and counties of residence for cases in Florida residents based on the patient's ZIP Code. Note that city is not always received as part of the initial notification and may be missing while the case is being investigated.

| City and county | Cases |
|------------------------------|-------|
| Homeless, Polk | 1 |
| Lake City, Hamilton | 1 |
| Largo, Unknown | 1 |
| Jerusalem, St. Johns | 1 |
| La Grange, Dade | 1 |
| Orlando, Walton | 1 |
| Oviedo, Lake | 1 |
| Orlando, St. Johns | 1 |
| Plantation, Leon | 1 |
| Pooler, Broward | 1 |
| Pensacola, Dade | 1 |
| Panomo City, Bay | 1 |
| Parrish, Sarasota | 1 |
| San Marcos, Unknown | 1 |
| Rye, Palm Beach | 1 |
| Saint Petersburg, Bay | 1 |
| Ridgewood, Lee | 1 |
| Roayl Palm Beach, Palm Beach | 1 |
| Roseville, Broward | 1 |
| Punta Gorda, Sarasota | 1 |
| Putnam, Putnam | 1 |
| Ocala, Duval | 1 |
| North Porte, Unknown | 1 |
| Notrealville, Polk | 1 |
| Okeechobi, Unknown | 1 |
| Orem, Dade | 1 |
| Orlando, Citrus | 1 |
| Orlando, Collier | 1 |
| Orlando, Hernando | 1 |
| Morrisville, Palm Beach | 1 |
| Mokena, Lee | 1 |
| Myrtle Beach, Broward | 1 |
| Nashville, Palm Beach | 1 |
| North Brunswick, St. Lucie | 1 |
| North Grafton, Dade | 1 |
| North Lauderdale, Unknown | 1 |
| Surprise, Unknown | 1 |
| St Cloud, Orange | 1 |
| St Helena Is, Dade | 1 |
| Syracuse, Unknown | 1 |
| Vernon, Walton | 1 |
| Waukesha, Volusia | 1 |
| Unknown, Manatee | 1 |
| Venezuela, Unknown | 1 |
| Tinley Park, Manatee | 1 |
| Twentynine Palms, Broward | 1 |
| Xifamk, Dade | 1 |
| West Miami, Unknown | 1 |
| Whippany, Volusia | 1 |
| Wilmington, Charlotte | 1 |
| Windermere, Alachua | 1 |
| Winfield, Hillsborough | 1 |
| Winter Garden, Unknown | 1 |
| Winter Park, Brevard | 1 |
| Winter Park, Unknown | 1 |
| Defuniak Springs, Unknown | 1 |
| Dona Vista, Lake | 1 |
| Dalecity, Okaloosa | 1 |
| Daytona Beach, Orange | 1 |

COVID-19: characteristics of 2,108,030 Florida resident cases

Data through Apr 14, 2021 verified as of Apr 15, 2021 at 09:25 AM

Data in this report are provisional and subject to change.

The table below includes the cities and counties of residence for cases in Florida residents based on the patient's ZIP Code. Note that city is not always received as part of the initial notification and may be missing while the case is being investigated.

| City and county | Cases |
|---------------------------|-------|
| Deerfield Beach, Polk | 1 |
| Clearwater, Leon | 1 |
| Crestview, Broward | 1 |
| Crystal River, Marion | 1 |
| Fayetteville, Broward | 1 |
| Fellsmere, Brevard | 1 |
| Florida City, Unknown | 1 |
| Fort Lauderdale, Collier | 1 |
| Fort Myers, Alachua | 1 |
| El Dorado, Palm Beach | 1 |
| East Setauket, Palm Beach | 1 |
| Canton, Duval | 1 |
| Charlotte, Alachua | 1 |
| Brunswick, Polk | 1 |
| Bryceville, Duval | 1 |
| Bradentom, Manatee | 1 |
| Bradenton, Lee | 1 |
| Boca Raton, Dade | 1 |
| Boca Raton, Madison | 1 |
| Bogota, Unknown | 1 |
| Bal Harbour, Broward | 1 |
| Atlanta, Walton | 1 |
| Attalla, Broward | 1 |
| Auburn, Palm Beach | 1 |
| Autaugaville, Broward | 1 |
| Apopka, Volusia | 1 |
| Alachua, Suwannee | 1 |
| Alafaya, Broward | 1 |
| Alafaya, Pinellas | 1 |
| Fleming Island, Duval | 1 |
| Glen Cove, Unknown | 1 |
| Glen Saint Mary, Duval | 1 |
| Golden Oak, Hillsborough | 1 |
| Golf, Palm Beach | 1 |
| Great Neck, Dade | 1 |
| Gainesville, Levy | 1 |
| Immokalee, Walton | 1 |
| Irmo, Unknown | 1 |
| Greensboro, Leon | 1 |
| Lake Forest, Collier | 1 |
| Key West, Palm Beach | 1 |
| Kilgore, Dade | 1 |
| Jacksonville, Baker | 1 |
| Jacksonville, Marion | 1 |
| Jupiter Inlet, Palm Beach | 1 |
| Land O Lakes, Unknown | 1 |
| Lawton, Okaloosa | 1 |
| Levittown, Palm Beach | 1 |
| Lima, Manatee | 1 |
| Lima, Volusia | 1 |
| Macclenny, Dixie | 1 |
| Madison, Jefferson | 1 |
| Maitland, Collier | 1 |
| Merrick, Palm Beach | 1 |
| Metter, Manatee | 1 |
| Miami, Osceola | 1 |
| Miamiardens, Unknown | 1 |
| Miamksaohes, Dade | 1 |
| Litchfield Park, Monroe | 1 |

COVID-19: characteristics of 2,108,030 Florida resident cases

Data through Apr 14, 2021 verified as of Apr 15, 2021 at 09:25 AM

Data in this report are provisional and subject to change.

The table below includes the cities and counties of residence for cases in Florida residents based on the patient's ZIP Code. Note that city is not always received as part of the initial notification and may be missing while the case is being investigated.

| City and county | Cases |
|----------------------------|-------|
| Littleton, St. Johns | 1 |
| Lake In The Hills, Broward | 1 |
| Lake Worth, Unknown | 1 |
| Lauderhill, Unknown | 1 |
| Indianapolis, Lee | 1 |
| Jupiter, Pinellas | 1 |
| Kansas City, Palm Beach | 1 |
| Gwynn Oak, Polk | 1 |
| Milford, Bay | 1 |
| Milford, Unknown | 1 |
| Melbourne, Volusia | 1 |
| Mattoon, Lee | 1 |
| Marianna, Leon | 1 |
| Marianna, Washington | 1 |
| Mary Esther, Hillsborough | 1 |
| Los Angeles, Orange | 1 |
| Maitland, Palm Beach | 1 |
| Longwood, Unknown | 1 |
| Missing, Franklin | 1 |
| Newaygo, Charlotte | 1 |
| North Port, Charlotte | 1 |
| New Canaan, Dade | 1 |
| Na, Dade | 1 |
| Eureka, Flagler | 1 |
| Evansville, Citrus | 1 |
| Crescent City, Marion | 1 |
| Crestview, Unknown | 1 |
| Denton, Broward | 1 |
| Destin, Bay | 1 |
| Clearwater, Hillsborough | 1 |
| Coal City, Pasco | 1 |
| Commerce Township, Manatee | 1 |
| Crawfordville, Alachua | 1 |
| Fort Lauderdale, Lee | 1 |
| Fort Worth, Broward | 1 |
| Franklin, Orange | 1 |
| Frostproof, Highlands | 1 |
| Gainesville, Palm Beach | 1 |
| Gainesville, Santa Rosa | 1 |
| Brewster, Palm Beach | 1 |
| Brownsville, Escambia | 1 |
| Bryant, Palm Beach | 1 |
| Bonnie, St. Johns | 1 |
| Belleair Bluffs, Unknown | 1 |
| Celebration, Orange | 1 |
| Chicago, Broward | 1 |
| Choctaw Beach, Unknown | 1 |
| Austin, Dade | 1 |
| Apo, Collier | 1 |
| Big Torch Key, Monroe | 1 |
| Black, Holmes | 1 |
| Boca Raton, Lee | 1 |
| Bonifay, Unknown | 1 |
| 8852 Teacher Ln, Pasco | 1 |
| Addison, Pasco | 1 |
| Apopka, Citrus | 1 |
| Apopka, Hillsborough | 1 |
| Arabi, Orange | 1 |
| Tampa, Duval | 1 |

COVID-19: characteristics of 2,108,030 Florida resident cases

Data through Apr 14, 2021 verified as of Apr 15, 2021 at 09:25 AM

Data in this report are provisional and subject to change.

The table below includes the cities and counties of residence for cases in Florida residents based on the patient's ZIP Code. Note that city is not always received as part of the initial notification and may be missing while the case is being investigated.

| City and county | Cases |
|------------------------------------|-------|
| Surfside Beach, Orange | 1 |
| Summerdale, Escambia | 1 |
| Sun City Center, Lee | 1 |
| Tavares, Unknown | 1 |
| Temple, Palm Beach | 1 |
| Saint Charles, Orange | 1 |
| St Peterburg, Orange | 1 |
| Stiamk, Dade | 1 |
| Scottsdale, Brevard | 1 |
| Scottsdale, Palm Beach | 1 |
| Roswell, Bay | 1 |
| Ruskin, Dade | 1 |
| Ruskin, Manatee | 1 |
| Saint Petersburg, Duval | 1 |
| Saint Petersburg, Manatee | 1 |
| Port Saint Lucie, Marion | 1 |
| Port St Luice, Unknown | 1 |
| Pembroke Pines, Unknown | 1 |
| Pensacola Naval Hospital, Escambia | 1 |
| Pittsburgh, Alachua | 1 |
| Plymouth, Pasco | 1 |
| Okeechobee, Unknown | 1 |
| Oviedo, Orange | 1 |
| Pace, Escambia | 1 |
| Painted Post, Pasco | 1 |
| Palatka, Marion | 1 |
| Unknown, Duval | 1 |
| Upland, Manatee | 1 |
| Valrico, Polk | 1 |
| West Hollywood, Broward | 1 |
| Wakefield, Broward | 1 |
| Waverly, Duval | 1 |
| Wabasha, Clay | 1 |
| Winnetka, Dade | 1 |
| Winter Garden, Osceola | 1 |
| Winter Haven, Leon | 1 |
| Winter Haven, Osceola | 1 |
| Winter Park, Duval | 1 |
| Winter Park, Palm Beach | 1 |
| Winter Springs, Polk | 1 |
| Youngstown, Washington | 1 |
| Weston, Unknown | 1 |
| Wildwood, Lee | 1 |
| Willington, Lee | 1 |
| West Palm Beach, Unknown | 1 |
| Winter Garden, Duval | 1 |
| Woodbine, Nassau | 1 |
| Yulee, St. Johns | 1 |
| Zephyrhills, Hillsborough | 1 |
| West Yarmouth, St. Lucie | 1 |
| West Aplm Beach, Palm Beach | 1 |
| Waipahu, Santa Rosa | 1 |
| Ward, Polk | 1 |
| Wellborn, Columbia | 1 |
| Topsham, Manatee | 1 |
| Town Of Nocatee, St. Johns | 1 |
| Troy, Manatee | 1 |
| Unkn, Duval | 1 |
| Sunbright, Palm Beach | 1 |

COVID-19: characteristics of 2,108,030 Florida resident cases

Data through Apr 14, 2021 verified as of Apr 15, 2021 at 09:25 AM

Data in this report are provisional and subject to change.

The table below includes the cities and counties of residence for cases in Florida residents based on the patient's ZIP Code. Note that city is not always received as part of the initial notification and may be missing while the case is being investigated.

| City and county | Cases |
|-------------------------------|-------|
| Venetian Islands, Dade | 1 |
| Sweetwater, Manatee | 1 |
| Syracuse, Polk | 1 |
| Tallahassee, Dade | 1 |
| Tamarac, Dade | 1 |
| Tavares, Orange | 1 |
| Suitland, Volusia | 1 |
| Rileyville, Flagler | 1 |
| Prattville, Hillsborough | 1 |
| Prestonsburg, Bay | 1 |
| Quincy, Jackson | 1 |
| Rapid City, Broward | 1 |
| Palmetto Bay, Palm Beach | 1 |
| Petersburg, Manatee | 1 |
| Piasa, Putnam | 1 |
| Russellville, Bay | 1 |
| Sagamore Beach, Charlotte | 1 |
| Saint Augustine, Broward | 1 |
| Saint Cloud, Palm Beach | 1 |
| Saint Joseph, Volusia | 1 |
| San Antonio, Orange | 1 |
| Seminole, Leon | 1 |
| Shalimar, Unknown | 1 |
| Shirley, Flagler | 1 |
| Myakka City, Sarasota | 1 |
| Missing, Okeechobee | 1 |
| Monroe Township, Palm Beach | 1 |
| Monroe, Lee | 1 |
| Moore Haven, Okeechobee | 1 |
| Morrisville, Unknown | 1 |
| North Palm Beach, Orange | 1 |
| Northport, Sarasota | 1 |
| Oakland, Lee | 1 |
| New Middletown, Hillsborough | 1 |
| New Port Richey, Pinellas | 1 |
| Newberry, Marion | 1 |
| Newtown, Lake | 1 |
| Other, Dade | 1 |
| Oldsmar, Hillsborough | 1 |
| Olean, Alachua | 1 |
| Palm Beach Gardens, Unknown | 1 |
| Palmetto, Pasco | 1 |
| Parma, Manatee | 1 |
| Pass-A-Grille Beach, Pinellas | 1 |
| Longwood, Volusia | 1 |
| Matawan, Palm Beach | 1 |
| Mckinney, Broward | 1 |
| Miamc, Dade | 1 |
| Milford, Lee | 1 |
| Missing, Levy | 1 |
| Lake Butler, Alachua | 1 |
| Kingsland, Nassau | 1 |
| Knoxville, Bay | 1 |
| Ldhl, Broward | 1 |
| Las Vegas, Palm Beach | 1 |
| Leesburg, Seminole | 1 |
| Lincoln, St. Lucie | 1 |
| Little Neck, Lee | 1 |
| Jupiter, St. Lucie | 1 |

COVID-19: characteristics of 2,108,030 Florida resident cases

Data through Apr 14, 2021 verified as of Apr 15, 2021 at 09:25 AM

Data in this report are provisional and subject to change.

The table below includes the cities and counties of residence for cases in Florida residents based on the patient's ZIP Code. Note that city is not always received as part of the initial notification and may be missing while the case is being investigated.

| City and county | Cases |
|----------------------------|-------|
| Kenilworth, Leon | 1 |
| Key West, Duval | 1 |
| Keys West, Unknown | 1 |
| Jacksonville, Orange | 1 |
| Jefferson, Dade | 1 |
| Jonesboro, Leon | 1 |
| Intrcsion Cty, Osceola | 1 |
| Inverness, Marion | 1 |
| Inwood, Broward | 1 |
| Irvine, Marion | 1 |
| Istachatta, Hernando | 1 |
| Hernando, Marion | 1 |
| Hialeah, Collier | 1 |
| Indian Rocks Beach, Duval | 1 |
| Indiantown, Palm Beach | 1 |
| Inglewood, Sarasota | 1 |
| Homeless, Monroe | 1 |
| Homeless, Pinellas | 1 |
| Howell, Dade | 1 |
| Hudson, Hernando | 1 |
| Hoclywsod, Dade | 1 |
| Holiday, Pinellas | 1 |
| Dallas, Hernando | 1 |
| Dearborn, Broward | 1 |
| Deer Park, Dade | 1 |
| Deerfield Beach, Unknown | 1 |
| Deerfield, Dade | 1 |
| Deland, Seminole | 1 |
| Carmel, Orange | 1 |
| Cedar Springs, Hernando | 1 |
| Caracas, Dade | 1 |
| Coconut Ck, Unknown | 1 |
| Chicago, Unknown | 1 |
| Alpharetta, Broward | 1 |
| O, Manatee | 1 |
| Acworth, Okaloosa | 1 |
| Apopka, Clay | 1 |
| Asheville, Highlands | 1 |
| Astoria, Broward | 1 |
| Atmore, Escambia | 1 |
| Bartow, Hardee | 1 |
| Bel Air, Collier | 1 |
| Brooklyn, Dade | 1 |
| Brooklyn, Lee | 1 |
| Bonnie, Broward | 1 |
| Boston, Broward | 1 |
| Downingtown, Broward | 1 |
| Downingtown, Hillsborough | 1 |
| Dpo, Santa Rosa | 1 |
| Dunedin, Unknown | 1 |
| Dayton, Lake | 1 |
| Daytona Beach, Pinellas | 1 |
| Deltona, Seminole | 1 |
| Fort Lauderdale, Leon | 1 |
| Fort Myers, Sarasota | 1 |
| Fort Pierce, Palm Beach | 1 |
| Fort White, Clay | 1 |
| East Palatka, Hillsborough | 1 |
| Eastpoint, Leon | 1 |

COVID-19: characteristics of 2,108,030 Florida resident cases

Data through Apr 14, 2021 verified as of Apr 15, 2021 at 09:25 AM

Data in this report are provisional and subject to change.

The table below includes the cities and counties of residence for cases in Florida residents based on the patient's ZIP Code. Note that city is not always received as part of the initial notification and may be missing while the case is being investigated.

| City and county | Cases |
|--------------------------------|-------|
| Garden City, Alachua | 1 |
| Gaylord, Orange | 1 |
| Goodrich, Charlotte | 1 |
| Gotcha, Orange | 1 |
| Greensburg, Palm Beach | 1 |
| Hallandale, Unknown | 1 |
| Harpers Ferry, Palm Beach | 1 |
| Helen, Bay | 1 |
| Haines City, Osceola | 1 |
| Erie, Monroe | 1 |
| Crossings, Unknown | 1 |
| Davenport, Lake | 1 |
| Davie, Unknown | 1 |
| Dayton, Orange | 1 |
| Dearborn Heights, Hillsborough | 1 |
| Edgewood, Broward | 1 |
| Elkton, Putnam | 1 |
| Chesterfield, Broward | 1 |
| Carteret, Polk | 1 |
| Cincinnati, Dade | 1 |
| Connellsville, Highlands | 1 |
| Armstrong, St. Johns | 1 |
| Atl, Brevard | 1 |
| Alva, Escambia | 1 |
| Andalusia, Escambia | 1 |
| Arcadia, Highlands | 1 |
| Baker, Santa Rosa | 1 |
| Belleville, Palm Beach | 1 |
| Belmont, Santa Rosa | 1 |
| Blountstown, Broward | 1 |
| Bronson, Alachua | 1 |
| Brooker, Alachua | 1 |
| Bradenton, Clay | 1 |
| Brandon, Pinellas | 1 |
| Bonita, Lee | 1 |
| Bocaraten, Palm Beach | 1 |
| Hudson, Pinellas | 1 |
| Hoosick Falls, Broward | 1 |
| Indian Rock Beach, Palm Beach | 1 |
| Interlachen, Duval | 1 |
| Jacksonville, Nassau | 1 |
| Kechi, Orange | 1 |
| Fort Myers, Broward | 1 |
| Floral, Okaloosa | 1 |
| Forestville, Volusia | 1 |
| Gainesville, Okaloosa | 1 |
| Greenbrier, Bay | 1 |
| Groveland, Orange | 1 |
| Hialeahgardens, Dade | 1 |
| Hiram, Leon | 1 |
| Middletown, Osceola | 1 |
| Missing, Gilchrist | 1 |
| Monroe, Hillsborough | 1 |
| Nantucket, Palm Beach | 1 |
| New Vernon, Palm Beach | 1 |
| Longwood, Broward | 1 |
| Lucedale, St. Lucie | 1 |
| Kure Beach, Monroe | 1 |
| Lakeland, Palm Beach | 1 |

COVID-19: characteristics of 2,108,030 Florida resident cases

Data through Apr 14, 2021 verified as of Apr 15, 2021 at 09:25 AM

Data in this report are provisional and subject to change.

The table below includes the cities and counties of residence for cases in Florida residents based on the patient's ZIP Code. Note that city is not always received as part of the initial notification and may be missing while the case is being investigated.

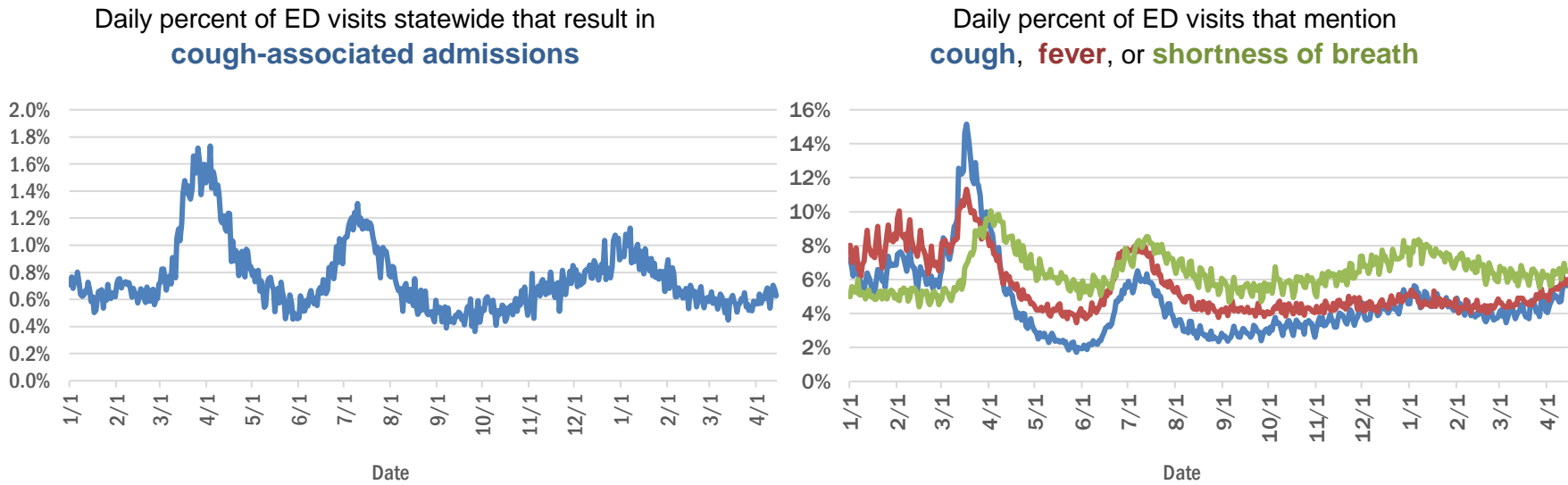
| City and county | Cases |
|------------------------------------|-----------|
| Mayaguez, Dade | 1 |
| Macclenny, Duval | 1 |
| Mantua, Broward | 1 |
| White Plains, Broward | 1 |
| Whites Creek, Leon | 1 |
| Windermere, Volusia | 1 |
| Wtixrat, Dade | 1 |
| Ventura, Orange | 1 |
| Westlake Village, Unknown | 1 |
| Watersound, Bay | 1 |
| University Of Central Florida, Lee | 1 |
| Unk, Duval | 1 |
| Trenton, Dixie | 1 |
| Unknown, Unknown | 1 |
| Saint Augustine, Flagler | 1 |
| Powell, Lee | 1 |
| Seffenner, Hillsborough | 1 |
| Seminole, Lee | 1 |
| Saint Petersburg, Charlotte | 1 |
| Toms River, Lee | 1 |
| Tourist, Dade | 1 |
| Suntise, Dade | 1 |
| Tallahassee, Madison | 1 |
| Tallahassee, Pinellas | 1 |
| Stratford, Broward | 1 |
| Pembroke Pines, Orange | 1 |
| Pensacola, Sumter | 1 |
| Perth Amboy, Hillsborough | 1 |
| Port Orange, Brevard | 1 |
| Puerto Rico, Unknown | 1 |
| Punta Gorda, Unknown | 1 |
| Randolph, Orange | 1 |
| Rivera Beach, Palm Beach | 1 |
| Paducah, Manatee | 1 |
| Orlando, Jackson | 1 |
| Orlando, Lee | 1 |
| Newberry, Levy | 1 |
| North Laud, Unknown | 1 |
| Ocala, Citrus | 1 |
| Ocoee, Unknown | 1 |
| Odessa, Dade | 1 |
| Oldsrav, Manatee | 1 |
| Total | 2,108,030 |

COVID-19: additional surveillance information

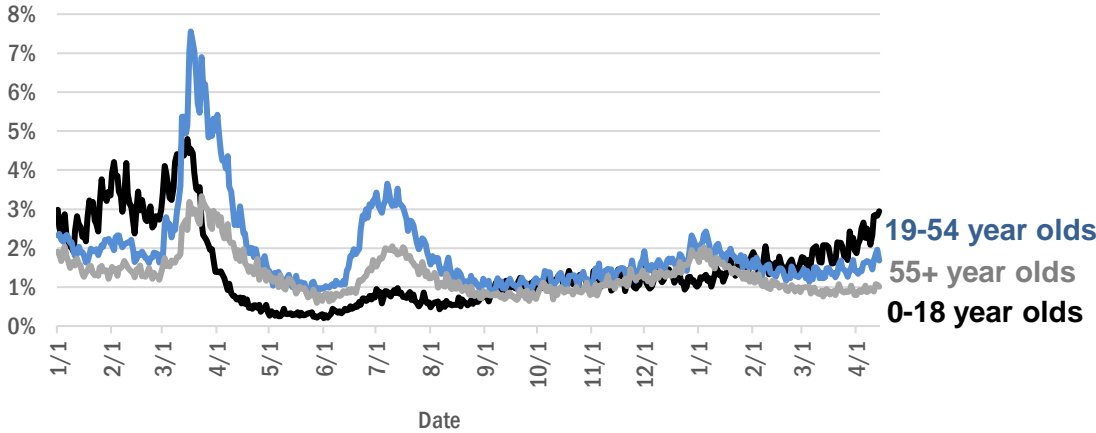
Data through Apr 14, 2021 verified as of Apr 15, 2021 at 09:25 AM

Data in this report are provisional and subject to change.

Statewide emergency department (ED) chief complaint and admission data



Daily percent of ED visits statewide that mention cough by age group



The Electronic Surveillance System for the Early Notification of Community-Based Epidemics (ESSENCE-FL) includes chief complaint data from 211 of 211 Florida EDs. Data are transmitted electronically to ESSENCE-FL daily or hourly.

COVID-19: testing by laboratory

Data through Apr 14, 2021 verified as of Apr 15, 2021 at 09:25 AM

Data in this report are provisional and subject to change.

The numbers in the table below represent the number of Florida and non-Florida residents for whom test results were received by the Department of Health. A person can be tested by more than one laboratory and can have both positive and negative results. **Therefore, the sum of the numbers in each column will be larger than the total number of people tested.**

| Reporting lab | Inconclusive | Negative | Positive | Percent positive | Total |
|---|--------------|-----------|----------|------------------|-----------|
| CURATIVE LABS | 15,748 | 1,706,544 | 265,622 | 13% | 1,987,914 |
| LABORATORY CORPORATION OF AMERICA | 2,615 | 1,667,641 | 226,963 | 12% | 1,897,219 |
| QUEST DIAGNOSTICS | 12,123 | 1,403,564 | 206,277 | 13% | 1,621,964 |
| BIO REFERENCE LABORATORIES, INC | 7,568 | 962,508 | 185,750 | 16% | 1,155,826 |
| HELIX | 9,750 | 708,570 | 124,387 | 15% | 842,707 |
| REALTOX LABS LLC | 6,808 | 616,601 | 101,400 | 14% | 724,809 |
| NOMI_HEALTH | 3,257 | 528,431 | 73,584 | 12% | 605,272 |
| RCA LABORATORY SERVICES, LLC/GENETWORX | | 462,329 | 51,334 | 10% | 513,663 |
| GENETWORX | 661 | 390,598 | 32,994 | 8% | 424,253 |
| CDR MAGUIRE - HEALTH CARE CENTER | | 338,622 | 51,562 | 13% | 390,184 |
| PALM BEACH BALLPARK | | 327,936 | 36,284 | 10% | 364,220 |
| PWNHEALTH | 1,952 | 276,201 | 37,998 | 12% | 316,151 |
| IMPACT HEALTH BIOMETRIC TESTING, INC | 1,046 | 230,468 | 27,767 | 11% | 259,281 |
| EAST FLORIDA STATE COLLEGE - BREVARD ☐ | | 212,886 | 26,986 | 11% | 239,872 |
| BPHL-JACKSONVILLE | 18 | 197,509 | 33,908 | 15% | 231,435 |
| ADVENTHEALTH LAB | 99 | 180,141 | 23,138 | 11% | 203,378 |
| FULGENT DIAGNOSTICS LABORATORY | 3,919 | 174,882 | 20,031 | 10% | 198,832 |
| NOMI HEALTH LAB SERVICES | | 172,680 | 19,975 | 10% | 192,655 |
| BPHL-MIAMI | 225 | 156,698 | 26,374 | 14% | 183,297 |
| MAKO GENOMICS | 8,165 | 145,398 | 26,779 | 15% | 180,342 |
| CB SMITH PARK | | 150,114 | 18,792 | 11% | 168,906 |
| MAYO CLINIC LABORATORIES | 340 | 142,890 | 17,737 | 11% | 160,967 |
| BAYCARE LABORATORIES LLC | 643 | 143,260 | 12,197 | 8% | 156,100 |
| ELABNETWORK | 1,059 | 139,113 | 11,929 | 8% | 152,101 |
| MEMORIAL REGIONAL HOSPITAL SOUTH | 31 | 122,710 | 24,808 | 17% | 147,549 |
| AEGIS SCIENCES CORPORATION | 1,223 | 122,707 | 20,060 | 14% | 143,990 |
| ORLANDO HEALTH SYSTEM | 686 | 127,857 | 12,958 | 9% | 141,501 |
| ASCENSION SACRED HEART HOSPITAL - PENSACOLA | 2 | 118,081 | 18,072 | 13% | 136,155 |
| BIOCOLLECTIONS WORLDWIDE, INC | 749 | 114,723 | 13,751 | 11% | 129,223 |
| NORTHWEST LABORATORY | 247 | 121,103 | 6,478 | 5% | 127,828 |
| AKESOGEN | | 99,305 | 19,171 | 16% | 118,476 |
| TESTING MATTERS INC | 994 | 98,289 | 17,859 | 15% | 117,142 |
| ADVENT HEALTH LAB | 112 | 101,258 | 13,955 | 12% | 115,325 |
| MEDICAL DIAGNOSTIC LABORATORIES | 977 | 98,604 | 14,221 | 12% | 113,802 |
| BPHL-TAMPA (SPECTRUM BLVD) | 46 | 93,561 | 17,301 | 16% | 110,908 |
| UF HEALTH MEDICAL LAB | 33 | 101,003 | 9,574 | 9% | 110,610 |
| TAMPA GENERAL HOSPITAL | 4 | 98,431 | 9,400 | 9% | 107,835 |
| DIATHERIX LABORATORIES (VRL EUROFINs) | 1 | 87,816 | 12,986 | 13% | 100,803 |
| BAPTIST HEALTH SOUTH FLORIDA | 386 | 84,981 | 12,798 | 13% | 98,165 |
| KORVALABS, INC | 1,285 | 91,811 | 4,713 | 5% | 97,809 |
| SUNPATH MEDICAL DIAGNOSTICS LABORATORY | 840 | 79,383 | 12,254 | 13% | 92,477 |
| ASCENSION ST VINCENT'S - RIVERSIDE | 1 | 74,906 | 10,364 | 12% | 85,271 |
| SOUTH MIAMI HOSPITAL LAB | 464 | 70,461 | 9,938 | 12% | 80,863 |
| LAKELAND REGIONAL MEDICAL CENTER | 166 | 71,470 | 9,222 | 11% | 80,858 |
| JACKSON MEMORIAL HOSPITAL CLINICAL LAB | 79 | 67,854 | 11,972 | 15% | 79,905 |
| INGENIOUS PERSONALIZED MEDICINE | 232 | 59,028 | 11,954 | 17% | 71,214 |
| UF HEALTH SHANDS HOSPITAL | 516 | 65,346 | 4,689 | 7% | 70,551 |

COVID-19: testing by laboratory

Data through Apr 14, 2021 verified as of Apr 15, 2021 at 09:25 AM

Data in this report are provisional and subject to change.

The numbers in the table below represent the number of Florida and non-Florida residents for whom test results were received by the Department of Health. A person can be tested by more than one laboratory and can have both positive and negative results. **Therefore, the sum of the numbers in each column will be larger than the total number of people tested.**

| Reporting lab | Inconclusive | Negative | Positive | Percent positive | Total |
|---|--------------|----------|----------|------------------|--------|
| AMERICAN HEALTH ASSOCIATES | 9 | 63,037 | 5,269 | 8% | 68,315 |
| APPLIED INGENUITY DIAGNOSTICS LLC | | 59,665 | 2,944 | 5% | 62,609 |
| MINUTECLINIC LLC | | 53,264 | 9,118 | 15% | 62,382 |
| AIT LABORATORIES | | 54,636 | 6,726 | 11% | 61,362 |
| BAPTIST HEALTH - JACKSONVILLE | 4 | 53,239 | 4,090 | 7% | 57,333 |
| GENESIS REFERENCE LABORATORIES | | 50,459 | 5,363 | 10% | 55,822 |
| ARUP LABORATORIES | 16 | 50,098 | 2,927 | 6% | 53,041 |
| ADVENTIST HEALTH SYSTEMS SUNBELT INC DBA | | 46,766 | 5,944 | 11% | 52,710 |
| TALLAHASSEE MEMORIAL HOSPITAL | 241 | 46,317 | 5,575 | 11% | 52,133 |
| SARASOTA MEMORIAL HOSPITAL MAIN LAB | 12 | 47,569 | 4,019 | 8% | 51,600 |
| BROWARD GENERAL MEDICAL CENTER-CLINICAL LAB | 2 | 44,902 | 4,894 | 10% | 49,798 |
| NICKLAUS CHILDREN'S HOSPITAL | 73 | 43,212 | 5,560 | 11% | 48,845 |
| FLORIDA HOSPITAL - TAMPA | 37 | 43,939 | 3,510 | 7% | 47,486 |
| VIRACOR EUROFINS | | 35,922 | 9,843 | 22% | 45,765 |
| DWIC OF TAMPA BAY INC | | 39,539 | 5,225 | 12% | 44,764 |
| MILLENNIUM PHYSICIAN GROUP | 17 | 36,650 | 7,170 | 16% | 43,837 |
| MEDFAST URGENT CARE CENTERS, LLC | 20 | 37,371 | 5,681 | 13% | 43,072 |
| UNIVERSITY OF MIAMI HOSPITAL | 153 | 38,652 | 3,888 | 9% | 42,693 |
| LEE HEALTH - CAPE CORAL HOSPITAL | 3 | 36,383 | 5,853 | 14% | 42,239 |
| UF HEALTH JACKSONVILLE | 56 | 36,733 | 4,168 | 10% | 40,957 |
| AMELIA EARHART | | 34,716 | 5,642 | 14% | 40,358 |
| ECCO LAB GROUP CO | 536 | 34,229 | 4,723 | 12% | 39,488 |
| INTEGRATED REGIONAL LABORATORIES LLP | 13 | 33,841 | 4,730 | 12% | 38,584 |
| ORANGE COUNTY CONVENTION CENTER | | 33,330 | 3,715 | 10% | 37,045 |
| MOUNT SINAI MEDICAL CENTER | 13 | 32,350 | 3,442 | 10% | 35,805 |
| WALGREENS | 36 | 30,044 | 5,558 | 16% | 35,638 |
| NORTH FLORIDA REGIONAL MEDICAL CENTER | | 32,016 | 3,604 | 10% | 35,620 |
| MIAMI DADE COUNTY | | 32,091 | 3,527 | 10% | 35,618 |
| ST JOSEPHS HOSPITAL LABORATORY | 23 | 30,537 | 3,863 | 11% | 34,423 |
| BRANDON REGIONAL HOSPITAL | | 30,467 | 3,943 | 11% | 34,410 |
| NIGHT LITE PEDIATRIC CENTER LLC | | 29,898 | 3,182 | 10% | 33,080 |
| STS LAB 2 LLC | 6 | 31,269 | 1,701 | 5% | 32,976 |
| JUPITER MEDICAL CENTER LAB | 87 | 29,855 | 2,890 | 9% | 32,832 |
| GENESIS MEDICAL LABORATORY | 444 | 27,377 | 4,893 | 15% | 32,714 |
| JFK MEDICAL CENTER LAB | 1 | 27,546 | 3,486 | 11% | 31,033 |
| PALMETTO GENERAL HOSPITAL LAB | 3 | 25,535 | 4,955 | 16% | 30,493 |
| HOLY CROSS HOSPITAL CLINICAL LAB | 1 | 27,458 | 2,595 | 9% | 30,054 |
| WATSON CLINIC LLP | | 24,202 | 5,596 | 19% | 29,798 |
| AVENTUS BIO LABS | 16 | 25,012 | 3,483 | 12% | 28,511 |
| MALABAR MEDICAL WALK IN CLINIC | 1 | 22,707 | 4,455 | 16% | 27,163 |
| HEALTHLINK DIAGNOSTIC LABORATORIES | 296 | 24,120 | 2,438 | 9% | 26,854 |
| INFINITY BIOLOGIX LLC (GINKO BIOWORKS) | 112 | 25,531 | 1,203 | 4% | 26,846 |
| ACCESS DX LABORATORY | 227 | 23,228 | 2,122 | 8% | 25,577 |
| MIAMI BEACH CONVENTION CENTER | | 23,451 | 1,819 | 7% | 25,270 |

COVID-19: testing by laboratory

Data through Apr 14, 2021 verified as of Apr 15, 2021 at 09:25 AM

Data in this report are provisional and subject to change.

The numbers in the table below represent the number of Florida and non-Florida residents for whom test results were received by the Department of Health. A person can be tested by more than one laboratory and can have both positive and negative results. **Therefore, the sum of the numbers in each column will be larger than the total number of people tested.**

| Reporting lab | Inconclusive | Negative | Positive | Percent positive | Total |
|--|--------------|----------|----------|------------------|--------|
| CLEVELAND CLINIC TRADITION HOSPITAL | | 23,407 | 1,816 | 7% | 25,223 |
| CLEVELAND CLINIC HOSPITAL LAB | 4 | 22,528 | 2,535 | 10% | 25,067 |
| MORTON PLANT HOSPITAL-ADLER INSTITUTE | 26 | 22,097 | 2,711 | 11% | 24,834 |
| LAB DIAGNOSTICS LLC | 396 | 17,983 | 5,363 | 23% | 23,742 |
| SAINT MARY'S MEDICAL CENTER | 26 | 21,240 | 2,361 | 10% | 23,627 |
| DRS CLACK SPENCER WHITE & MCCORMACK PA D/B/A | | 21,467 | 2,112 | 9% | 23,579 |
| PANCARE OF FLORIDA INC | | 20,910 | 2,527 | 11% | 23,437 |
| UNITED CLINICAL LABORATORY LLC | 3 | 20,396 | 2,653 | 12% | 23,052 |
| STATLAB_MOBILE | 1 | 20,484 | 2,060 | 9% | 22,545 |
| BAYFRONT HEALTH - ST PETERSBURG | 17 | 19,488 | 2,593 | 12% | 22,098 |
| NAPLES COMMUNITY HOSPITAL | 74 | 19,874 | 2,056 | 9% | 22,004 |
| PATIENTS FIRST LAKE ELLA MEDICAL CENTER PA | | 18,153 | 3,293 | 15% | 21,446 |
| ADVENT HEALTH - DAYTONA BEACH | 32 | 18,890 | 1,731 | 8% | 20,653 |
| EXACT SCIENCES LABORATORIES | 1 | 18,177 | 2,307 | 11% | 20,485 |
| OSCEOLA REGIONAL MEDICAL CENTER | 1 | 17,608 | 2,435 | 12% | 20,044 |
| LEESBURG REGIONAL MEDICAL CENTER | | 17,614 | 2,403 | 12% | 20,017 |
| HOMESTEAD HOSPITAL CLINICAL LABORATORY | 27 | 16,335 | 3,442 | 17% | 19,804 |
| CLARITY LAB SOLUTIONS | 104 | 17,524 | 2,056 | 10% | 19,684 |
| MEMORIAL HOSPITAL JACKSONVILLE | 8 | 16,314 | 2,841 | 15% | 19,163 |
| NORTHWEST MEDICAL CENTER | 1 | 16,740 | 2,304 | 12% | 19,045 |
| SYNERGY DIAGNOSTIC LABORATORY | 98 | 16,277 | 2,201 | 12% | 18,576 |
| ORANGE PARK MEDICAL CENTER | 9 | 15,533 | 2,767 | 15% | 18,309 |
| VISTA CLINICAL DIAGNOSTICS | 490 | 15,693 | 1,963 | 11% | 18,146 |
| INDIAN RIVER PATHOLOGY LLC | | 16,739 | 1,301 | 7% | 18,040 |
| BETHESDA HOSPITAL EAST | | 16,370 | 1,604 | 9% | 17,974 |
| OAK HILL HOSPITAL | | 15,882 | 1,934 | 11% | 17,816 |
| DELRAY MEDICAL CENTER LAB | 3 | 15,950 | 1,754 | 10% | 17,707 |
| HEALTH CENTER AT SINAI RESIDENCES | | 16,930 | 506 | 3% | 17,436 |
| LAWNWOOD REGIONAL MEDICAL CENTER | 1 | 15,053 | 2,351 | 14% | 17,405 |
| MEMORIAL REGIONAL HOSPITAL CLINICAL LABORATORY | 10 | 16,091 | 1,064 | 6% | 17,165 |
| BIOCERNA LABS | 461 | 14,582 | 2,112 | 12% | 17,155 |
| ACCESS MEDICAL LABORATORIES | 4 | 8,756 | 8,311 | 49% | 17,071 |
| WEST KENDALL BAPTIST HOSPITAL | 14 | 13,899 | 3,140 | 18% | 17,053 |
| BAPTIST HEALTH - SOUTH | | 15,509 | 1,286 | 8% | 16,795 |
| ADVENTHEALTH CENTRA CARE LAKE BUENA VISTA | | 14,785 | 2,000 | 12% | 16,785 |
| THE HEALTHCARE DISTRICT OF PALM BEACH COUNTY | 51 | 14,633 | 2,063 | 12% | 16,747 |
| LARGO MEDICAL CENTER | | 14,608 | 1,741 | 11% | 16,349 |
| WINTER HAVEN HOSPITAL CLINICAL LABORATORY | 4 | 13,879 | 2,451 | 15% | 16,334 |
| FULGENT DIAGNOSTICS | 171 | 15,144 | 996 | 6% | 16,311 |
| WELLINGTON REGIONAL MED CTR LAB | 6 | 14,468 | 1,799 | 11% | 16,273 |
| LABS ASAP LLC | | 14,697 | 1,488 | 9% | 16,185 |
| NEMOURS CHILDRENS HOSPITAL | 1 | 15,166 | 945 | 6% | 16,112 |
| MOLECULAR INFECTIOUS DISEASES | 614 | 14,783 | 678 | 4% | 16,075 |
| UHEALTH CORAL GABLES/LENNAR MED CTR | 50 | 14,681 | 1,066 | 7% | 15,797 |
| BAPTIST HEALTHCARE - BAPTIST HOSPITAL | 6 | 12,503 | 3,266 | 21% | 15,775 |

COVID-19: testing by laboratory

Data through Apr 14, 2021 verified as of Apr 15, 2021 at 09:25 AM

Data in this report are provisional and subject to change.

The numbers in the table below represent the number of Florida and non-Florida residents for whom test results were received by the Department of Health. A person can be tested by more than one laboratory and can have both positive and negative results. **Therefore, the sum of the numbers in each column will be larger than the total number of people tested.**

| Reporting lab | Inconclusive | Negative | Positive | Percent positive | Total |
|---|--------------|----------|----------|------------------|--------|
| MEDRITE MEDICAL CARE, PC | 6,839 | 8,130 | 788 | 5% | 15,757 |
| MEDICAL CENTER OF TRINITY CLINICAL LABORATORY | 2 | 14,068 | 1,591 | 10% | 15,661 |
| PRIVA PATH LABS | 80 | 14,572 | 1,002 | 6% | 15,654 |
| PALMS WEST HOSPITAL LAB | 2 | 13,512 | 2,072 | 13% | 15,586 |
| LEE HEALTH - LEE MEMORIAL HOSPITAL | | 11,881 | 3,697 | 24% | 15,578 |
| WEST FLORIDA HOSPITAL LAB | 1 | 12,139 | 3,098 | 20% | 15,238 |
| NATIONWIDE LABORATORY SERVICES INC | 530 | 12,738 | 1,753 | 12% | 15,021 |
| WESTSIDE REGIONAL MED CTR | 2 | 12,734 | 2,172 | 15% | 14,908 |
| MERCY HOSPITAL A CAMPUS OF PLANTATION GEN HOSP LAB | 1 | 12,613 | 2,244 | 15% | 14,858 |
| CARDIOPATH | 84 | 12,869 | 1,899 | 13% | 14,852 |
| GOOD SAMARITAN MEDICAL CENTER LAB | 2 | 12,956 | 1,860 | 13% | 14,818 |
| NONA SCIENTIFIC | 5 | 11,529 | 3,168 | 22% | 14,702 |
| REGIONAL MEDCIAL CENTER BAYONET POINT | 2 | 13,413 | 1,144 | 8% | 14,559 |
| INDIAN RIVER MEDICAL CENTER LAB | | 13,669 | 852 | 6% | 14,521 |
| THE VILLAGES REGIONAL HOSPITAL | | 12,943 | 1,406 | 10% | 14,349 |
| GULF COAST MEDICAL CENTER MICROLAB | | 11,144 | 2,956 | 21% | 14,100 |
| AVENTURA HOSPITAL LAB | | 11,199 | 2,550 | 19% | 13,749 |
| CORAL GABLES HOSPITAL CLINICAL LABORATORY | | 11,636 | 2,042 | 15% | 13,678 |
| BAPTIST HEALTH SOUTH FLORIDA - WEST KENDALL URGENT CARE | | 11,253 | 2,206 | 16% | 13,459 |
| CAPITAL REGIONAL MEDICAL CTR | | 10,933 | 2,441 | 18% | 13,374 |
| BLAKE MEDICAL CENTER | | 11,736 | 1,584 | 12% | 13,320 |
| WEST BOCA MEDICAL CENTER LAB | | 12,316 | 966 | 7% | 13,282 |
| HALIFAX MEDICAL CENTER LAB | 38 | 11,245 | 1,947 | 15% | 13,230 |
| PRECISION HEALTH RESOURCES LLC | | 12,366 | 849 | 6% | 13,215 |
| ST ANTHONY'S HOSPITAL LAB | 30 | 11,392 | 1,615 | 12% | 13,037 |
| MANATEE MEMORIAL HOSPITAL | | 11,873 | 1,089 | 8% | 12,962 |
| LEE HEALTH - HEALTH PARK MEDICAL CENTER | | 10,926 | 2,019 | 16% | 12,945 |
| PALM BEACH GARDENS MEDICAL CTR LAB | | 11,507 | 1,240 | 10% | 12,747 |
| GENOVA DIAGNOSTICS LABORATORY | 68 | 11,257 | 1,102 | 9% | 12,427 |
| ST JOSEPHS HOSPITAL | 18 | 10,627 | 1,780 | 14% | 12,425 |
| FLORIDA LABORATORY ANALYSIS | | 10,862 | 1,527 | 12% | 12,389 |
| PATHNOSTICS | 42 | 9,809 | 2,444 | 20% | 12,295 |
| PLANTATION GENERAL HOSPITAL | | 10,306 | 1,850 | 15% | 12,156 |
| LAKE CITY HM | | 11,147 | 988 | 8% | 12,135 |
| FLORIDA HOSPITAL HEARTLAND MED CTR CLINICAL LAB | 33 | 10,599 | 1,501 | 12% | 12,133 |
| LAKE CITY MEDICAL CENTER | | 9,837 | 2,283 | 19% | 12,120 |
| PHYSICIANS REGIONAL MEDICAL CENTER - PINE RIDGE RD | 1 | 10,867 | 1,228 | 10% | 12,096 |
| BINAXNOW | 9 | 9,181 | 2,901 | 24% | 12,091 |
| PWN HEALTH | 17 | 9,951 | 2,080 | 17% | 12,048 |
| LARKIN COMMUNITY HOSPITAL | 10 | 10,476 | 1,538 | 13% | 12,024 |
| FLORIDA HOSPITAL WATERMAN LABORATORY | 70 | 10,997 | 863 | 7% | 11,930 |
| CernerELR_Advent | | 10,436 | 1,454 | 12% | 11,890 |
| COAST DIAGNOSTICS LLC | 45 | 10,430 | 1,254 | 11% | 11,729 |
| ST MARKS HOSPITAL LABORATORY B | 78 | 10,627 | 1,002 | 9% | 11,707 |
| FLORIDA MEDICAL CENTER - A CAMPUS OF NORTH SHORE | 2 | 10,245 | 1,411 | 12% | 11,658 |
| EXPRESS GENE MOLECULAR DIAGNOSTICS LABORATORY | 1 | 10,054 | 1,522 | 13% | 11,577 |
| CENTRAL FLORIDA REGIONAL HOSPITAL | | 10,270 | 1,208 | 11% | 11,478 |

COVID-19: testing by laboratory

Data through Apr 14, 2021 verified as of Apr 15, 2021 at 09:25 AM

Data in this report are provisional and subject to change.

The numbers in the table below represent the number of Florida and non-Florida residents for whom test results were received by the Department of Health. A person can be tested by more than one laboratory and can have both positive and negative results. **Therefore, the sum of the numbers in each column will be larger than the total number of people tested.**

| Reporting lab | Inconclusive | Negative | Positive | Percent positive | Total |
|--|--------------|----------|----------|------------------|---------------|
| ADVENTHEALTH CENTRA CARE WATERFORD LAKES | | 9,577 | 1,872 | 16% | 11,449 |
| VIKOR SCIENTIFIC | 49 | 9,556 | 1,839 | 16% | 11,444 |
| MEASE COUNTRYSIDE LAB | 14 | 10,105 | 1,281 | 11% | 11,400 |
| ADVENT HEALTH - WESLEY CHAPEL | 14 | 10,313 | 1,067 | 9% | 11,394 |
| DOCTORS HOSPITAL | 7 | 9,508 | 1,790 | 16% | 11,305 |
| NORTHSIDE HOSPITAL AND HEART INSTITUTE | | 10,130 | 1,110 | 10% | 11,240 |
| AMERICAN FAMILY CARE | 1 | 6,603 | 4,514 | 41% | 11,118 |
| JOHNS HOPKINS ALL CHILDREN'S HOSPITAL | | 10,344 | 695 | 6% | 11,039 |
| CORAL SPRINGS MED CTR | | 9,946 | 1,071 | 10% | 11,017 |
| SARKIS CLINICAL TRIALS | 25 | 9,610 | 1,333 | 12% | 10,968 |
| FLORIDA HOSPITAL DELAND | 10 | 9,608 | 1,294 | 12% | 10,912 |
| LEON MEDICAL CENTERS LLC | | 8,657 | 2,192 | 20% | 10,849 |
| BAPTIST HEALTH SOUTH FLORIDA - COUNTRY WALK URGENT CARE | | 8,900 | 1,895 | 18% | 10,795 |
| HEALTHQUEST ESOTERICS | | 9,217 | 1,565 | 15% | 10,782 |
| LEE DAVIS COMMUNITY RESOURCE CENTER | | 9,127 | 1,584 | 15% | 10,711 |
| NCF DIAGNOSTICS & DNA TECHNOLOGIES LAB | 167 | 10,005 | 538 | 5% | 10,710 |
| ADVENTHEALTH CENTRA CARE ST CLOUD | 1 | 9,058 | 1,485 | 14% | 10,544 |
| FAU | | 9,679 | 841 | 8% | 10,520 |
| WEST PALM HOSPITAL LAB | | 9,690 | 811 | 8% | 10,501 |
| LARKIN COMMUNITY HOSPITAL INC DBA CARDIOTROPIC | | 6,819 | 3,620 | 35% | 10,439 |
| LABSTAT LLC | 23 | 9,830 | 475 | 5% | 10,328 |
| SYNERGY LABORATORIES | 34 | 9,058 | 1,175 | 11% | 10,267 |
| AVECINA MEDICAL | 4 | 6,205 | 3,831 | 38% | 10,040 |
| MEDARBOR DIAGNOSTICS | 1 | 8,875 | 1,148 | 11% | 10,024 |
| OCALA REGIONAL MEDICAL CENTER | | 8,763 | 1,240 | 12% | 10,003 |
| GENE BY GENE, GENOMICS RESEARCH CENTER LAB | 44 | 9,298 | 613 | 6% | 9,955 |
| H LEE MOFFITT CANCER CENTER LABORATORY | 2 | 9,681 | 262 | 3% | 9,945 |
| FLORIDA HOSPITAL FLAGLER | 29 | 8,960 | 919 | 9% | 9,908 |
| BROWARD HEALTH NORTH CLINICAL LABORATORY | | 8,809 | 1,095 | 11% | 9,904 |
| P4 CLINICAL, LLC | 205 | 8,701 | 969 | 10% | 9,875 |
| SRQ DRIVE THROUGH | | 8,944 | 905 | 9% | 9,849 |
| AVECINA | 20 | 9,006 | 704 | 7% | 9,730 |
| NORTH SHORE MEDICAL CENTER | | 8,113 | 1,601 | 16% | 9,714 |
| PALM BEACH BALL PARK | | 8,607 | 1,028 | 11% | 9,635 |
| BOSTON HEART DIAGNOSTICS CORP | | 8,414 | 1,208 | 13% | 9,622 |
| FLORIDA HOSPITAL OF CARROLLWOOD | 23 | 8,226 | 1,346 | 14% | 9,595 |
| LEE HEALTH - GULF COAST MEDICAL CENTER | 2 | 7,750 | 1,772 | 19% | 9,524 |
| FLORIDA HOSPITAL ZEPHYRHILLS | 10 | 8,444 | 1,063 | 11% | 9,517 |
| SANTA ROSA MEDICAL CENTER | 2 | 7,773 | 1,505 | 16% | 9,280 |
| BAPTIST HEALTH - BEACHES | | 8,480 | 668 | 7% | 9,148 |
| ADVENTHEALTH CENTRA CARE CLERMONT | | 7,873 | 1,248 | 14% | 9,121 |
| ADVENTHEALTH CENTRA CARE UNIVERSITY | 1 | 8,055 | 1,051 | 12% | 9,107 |
| INFORM DIAGNOSTICS, INC | | 8,572 | 512 | 6% | 9,084 |
| ANNE BATES LEACH EYE HOSPITAL/ ABLEH MICROBIOLOGY LABORATORY | 9 | 8,898 | 127 | 1% | 9,034 |
| NCH DOWNTOWN NAPLES HOSPITAL | 17 | 8,258 | 728 | 8% | 9,003 |
| INDIAN RIVER MEDICAL CENTER | | 7,947 | 1,052 | 12% | 8,999 |
| CERNERELR_BAYCARE | 43 | 8,320 | 616 | 7% | 8,979 |

COVID-19: testing by laboratory

Data through Apr 14, 2021 verified as of Apr 15, 2021 at 09:25 AM

Data in this report are provisional and subject to change.

The numbers in the table below represent the number of Florida and non-Florida residents for whom test results were received by the Department of Health. A person can be tested by more than one laboratory and can have both positive and negative results. **Therefore, the sum of the numbers in each column will be larger than the total number of people tested.**

| Reporting lab | Inconclusive | Negative | Positive | Percent positive | Total |
|--|--------------|----------|----------|------------------|-------|
| BAPTIST HEALTH SOUTH FLORIDA - MIAMI LAKES URGENT CARE | | 7,024 | 1,905 | 21% | 8,929 |
| CLEVELAND CLINIC MARTIN SOUTH HOSPITAL | 1 | 7,976 | 952 | 11% | 8,929 |
| FLORIDA HOSPITAL OCALA | | 7,872 | 1,027 | 12% | 8,899 |
| ADVENTHEALTH CENTRA CARE WINTER GARDEN | 1 | 7,878 | 1,015 | 11% | 8,894 |
| ADVENTHEALTH CENTRA CARE WINTER PARK | | 7,968 | 925 | 10% | 8,893 |
| MEMORIAL HOSPITAL WEST LABORATORY SERVICES | 14 | 8,025 | 789 | 9% | 8,828 |
| CLEVELAND CLINIC MARTIN NORTH HOSPITAL | | 7,865 | 957 | 11% | 8,822 |
| BAYCARE COMMUNITY HEALTH | | 8,618 | 199 | 2% | 8,817 |
| SOUTH BAY HOSPITAL CLINICAL LAB | 1 | 7,859 | 928 | 11% | 8,788 |
| MEMORIAL HOSPITAL MICRO | | 8,124 | 573 | 7% | 8,697 |
| KD MEDICAL CHOICE LLC | 5 | 7,844 | 751 | 9% | 8,600 |
| POINCIANA MEDICAL CENTER | | 6,712 | 1,794 | 21% | 8,506 |
| ST LUCIE MEDICAL CENTER | | 6,885 | 1,574 | 19% | 8,459 |
| ADVENTHEALTH CENTRA CARE LAKE LAND | 1 | 7,296 | 1,135 | 13% | 8,432 |
| WEST MARION COMMUNITY HOSPITAL LAB | | 7,025 | 1,356 | 16% | 8,381 |
| AVECINA MEDICAL OAKLEAF | 3 | 6,977 | 1,330 | 16% | 8,310 |
| NCH NORTH NAPLES HOSPITAL | 9 | 7,492 | 787 | 9% | 8,288 |
| ISPM LABS, LLC DBA CAPSTONE DIAGNOSTICS, LLC | | 7,853 | 397 | 5% | 8,250 |
| CERNERELR_BAPTISTMIAMI | 31 | 7,313 | 862 | 11% | 8,206 |
| ADVENTHEALTH CENTRA CARE LEE ROAD | | 7,310 | 870 | 11% | 8,180 |
| LAKEWOOD RANCH MEDICAL CENTER | | 7,493 | 636 | 8% | 8,129 |
| FLORIDA HOSPITAL FISH MEMORIAL | 19 | 6,892 | 1,196 | 15% | 8,107 |
| ATLANTIS URGENT CARE | 12 | 6,225 | 1,718 | 22% | 7,955 |
| MORTON PLANT-MEASE | 5 | 7,158 | 782 | 10% | 7,945 |
| ADVENTHEALTH CENTRA CARE HUNTERS CREEK | 3 | 6,877 | 1,061 | 13% | 7,941 |
| PARAMOUNT URGENT CARE | 2 | 4,549 | 3,302 | 42% | 7,853 |
| ARCPOINT LABS OF FORT MYERS | 5 | 6,899 | 933 | 12% | 7,837 |
| ADVENTHEALTH CENTRA CARE DR PHILLIPS | | 7,035 | 780 | 10% | 7,815 |
| ADVENTHEALTH CENTRA CARE SANFORD | | 6,833 | 947 | 12% | 7,780 |
| QDX PATHOLOGY SERVICES | 2 | 7,356 | 418 | 5% | 7,776 |
| BAPTIST HEALTH SOUTH FLORIDA - WESTCHESTER URGENT CARE | | 6,356 | 1,360 | 18% | 7,716 |
| BAYFRONT HEALTH - PORT CHARLOTTE | | 7,108 | 599 | 8% | 7,707 |
| HIALEAH HOSPITAL | 4 | 5,923 | 1,658 | 22% | 7,585 |
| NCH NORTH NAPLES HOSPITAL LAB | 15 | 6,733 | 830 | 11% | 7,578 |
| LEE HEALTH CONVENIENT CARE - PAGE FIELD | | 6,703 | 832 | 11% | 7,535 |
| ADVENTHEALTH CENTRA CARE LAKE MARY | 2 | 6,546 | 983 | 13% | 7,531 |
| EMERALD COAST URGENT CARE | | 5,891 | 1,612 | 21% | 7,503 |
| ADVENTHEALTH CENTRA CARE APOPKA | 1 | 6,416 | 1,065 | 14% | 7,482 |
| BAPTIST HEALTH SOUTH FLORIDA - DORAL URGENT CARE | | 5,966 | 1,456 | 20% | 7,422 |
| ADVENTHEALTH CENTRA CARE MOUNT DORA | | 6,282 | 1,127 | 15% | 7,409 |
| ADVENTIST HEALTH SYSTEMS, SUNBELT INC | | 6,381 | 978 | 13% | 7,359 |
| ADVENTHEALTH CENTRA CARE KISSIMMEE | | 6,555 | 742 | 10% | 7,297 |
| OVIEDO MEDICAL CENTER | | 6,542 | 745 | 10% | 7,287 |
| SPORTS DRUG TESTING LABORATORY | 115 | 6,966 | 182 | 3% | 7,263 |
| BAPTIST HEALTH - NASSAU | | 6,865 | 361 | 5% | 7,226 |
| EGLIN AIR FORCE BASE | 14 | 5,485 | 1,686 | 23% | 7,185 |
| HOLIDAY CVS LLC | | 6,728 | 377 | 5% | 7,105 |

COVID-19: testing by laboratory

Data through Apr 14, 2021 verified as of Apr 15, 2021 at 09:25 AM

Data in this report are provisional and subject to change.

The numbers in the table below represent the number of Florida and non-Florida residents for whom test results were received by the Department of Health. A person can be tested by more than one laboratory and can have both positive and negative results. **Therefore, the sum of the numbers in each column will be larger than the total number of people tested.**

| Reporting lab | Inconclusive | Negative | Positive | Percent positive | Total |
|---|--------------|----------|----------|------------------|-------|
| MEDEXPRESS URGENT CARE OF BOYNTON BEACH LLC | | 6,524 | 575 | 8% | 7,099 |
| COMMUNITY HEALTH CENTERS OF PINELLAS INC | 1 | 5,741 | 1,346 | 19% | 7,088 |
| MEDEXPRESS URGENT CARE | 2 | 4,847 | 2,162 | 31% | 7,011 |
| IMPERIAL POINT MEDICAL CENTER | | 6,388 | 611 | 9% | 6,999 |
| AVERO DIAGNOSTICS - IRVING | 11 | 6,501 | 475 | 7% | 6,987 |
| EMPIRE CITY LABORATORIES INC | 89 | 5,919 | 974 | 14% | 6,982 |
| ADVENTHEALTH CENTRA CARE ALTAMONTE | | 6,051 | 870 | 13% | 6,921 |
| ST PETERSBURG GENERAL HOSPITAL | | 5,890 | 1,007 | 15% | 6,897 |
| SUNCOAST PATHOLOGY ASSOCIATES | | 6,255 | 587 | 9% | 6,842 |
| LUMINUS DIAGNOSTICS | | 6,282 | 556 | 8% | 6,838 |
| UNKNOWN | 5 | 3,515 | 3,300 | 48% | 6,820 |
| MINUTECLINIC LLC | | 5,779 | 1,020 | 15% | 6,799 |
| ADVENTHEALTH EXPRESS CARE | | 5,607 | 1,173 | 17% | 6,780 |
| DYNIX DIAGNOSTIX | | 6,091 | 647 | 10% | 6,738 |
| MEDEXPRESS URGENT CARE HUDSON | | 5,760 | 942 | 14% | 6,702 |
| CLINICAL REFERENCE LABORATORY | 2 | 6,303 | 342 | 5% | 6,647 |
| VISTA CLINICAL | 8 | 3,889 | 2,716 | 41% | 6,613 |
| ST JOSEPHS NORTH HOSPITAL LAB | 7 | 5,634 | 969 | 15% | 6,610 |
| ACUTIS DIAGNOSTICS | 171 | 5,328 | 1,106 | 17% | 6,605 |
| FORT WALTON BEACH MEDICAL CENTER | | 5,629 | 921 | 14% | 6,550 |
| SOLARIS DIAGNOSTICS | 11 | 5,931 | 584 | 9% | 6,526 |
| ADVENTHEALTH CENTRA CARE AZALEA PARK | | 5,589 | 928 | 14% | 6,517 |
| AHCC WESLEY CHAPEL | | 5,708 | 744 | 12% | 6,452 |
| FLORIDA HOSPITAL NORTH PINELLAS | 11 | 5,845 | 510 | 8% | 6,366 |
| ADVENTHEALTH CENTRA CARE OVIEDO | | 5,441 | 893 | 14% | 6,334 |
| ADVENT HEALTH - HEART OF FLORIDA ER | 1 | 5,445 | 844 | 13% | 6,290 |
| NORTHWEST FLORIDA COMMUNITY HOSPITAL | 46 | 4,686 | 1,458 | 24% | 6,190 |
| MICROGEN DX | 4 | 5,469 | 717 | 12% | 6,190 |
| BAPTIST HEALTH SOUTH FLORIDA - PEMBROKE PINES URGENT CARE | | 5,108 | 1,056 | 17% | 6,164 |
| MINUTECLINIC LLC #1067 | | 5,294 | 852 | 14% | 6,146 |
| MINUTECLINIC | | 5,243 | 894 | 15% | 6,137 |
| ANGEL KIDS PEDIATRICS | | 5,794 | 329 | 5% | 6,123 |
| FLORIDA COMMUNITY HEALTH CENTER | | 4,907 | 1,193 | 20% | 6,100 |
| MINUTECLINIC LLC #3703 | | 4,934 | 1,112 | 18% | 6,046 |
| HOLMES REG MED CENTER CLINICAL LAB | | 5,366 | 662 | 11% | 6,028 |
| WELLINGTON REGIONAL MEDICAL CENTER | | 5,507 | 492 | 8% | 5,999 |
| MINUTECLINIC LLC #8396 | | 5,080 | 876 | 15% | 5,956 |
| PUTNAM COMMUNITY MEDICAL CENTER | | 5,227 | 729 | 12% | 5,956 |
| DOCTORS URGENT CARE LLC | 1 | 4,853 | 1,096 | 18% | 5,950 |
| ADVENTHEALTH CENTRA CARE LONGWOOD | | 5,188 | 749 | 13% | 5,937 |
| BAYFRONT HEALTH - VENICE REGIONAL MEDICAL | 1 | 5,374 | 537 | 9% | 5,912 |
| PRO CLINIC | | 4,819 | 1,080 | 18% | 5,899 |
| ADVENTHEALTH CENTRA CARE SOUTH ORANGE | | 5,038 | 828 | 14% | 5,866 |
| COASTAL MED URGENT CARE | | 4,299 | 1,552 | 27% | 5,851 |
| SOUTH FLORIDA BAPTIST HOSPITAL MICRO | 4 | 4,838 | 967 | 17% | 5,809 |
| FLORIDA FAMILY LABORATORY, INC DBA | 46 | 5,302 | 452 | 8% | 5,800 |
| URGENT CARE OF THE PALM BEACHES | | 4,828 | 952 | 16% | 5,780 |

COVID-19: testing by laboratory

Data through Apr 14, 2021 verified as of Apr 15, 2021 at 09:25 AM

Data in this report are provisional and subject to change.

The numbers in the table below represent the number of Florida and non-Florida residents for whom test results were received by the Department of Health. A person can be tested by more than one laboratory and can have both positive and negative results. **Therefore, the sum of the numbers in each column will be larger than the total number of people tested.**

| Reporting lab | Inconclusive | Negative | Positive | Percent positive | Total |
|--|--------------|----------|----------|------------------|-------|
| ADVENTHEALTH CENTRA CARE ORANGE LAKE | | 5,069 | 711 | 12% | 5,780 |
| DOCTORS URGENT CARE OF LUTZ LLC | 1 | 4,651 | 1,105 | 19% | 5,757 |
| LABORATORY OF FLORIDA LLC | 41 | 5,224 | 480 | 8% | 5,745 |
| ADVENTHEALTH CENTRA CARE PORT ORANGE | | 4,783 | 909 | 16% | 5,692 |
| HEALTH FIRST ADVENTHEALTH CENTRA CARE - TITUSVILLE | | 4,779 | 860 | 15% | 5,639 |
| SUNRISE MEDICAL LABORATORIES | 2 | 5,189 | 401 | 7% | 5,592 |
| ADVENTHEALTH CENTRA CARE SAND LAKE | | 4,990 | 597 | 11% | 5,587 |
| ALTRU DIAGNOSTICS INC | 5 | 5,360 | 203 | 4% | 5,568 |
| MEDEXPRESS URGENT CARE - ROYAL PALM BEACH | | 4,923 | 605 | 11% | 5,528 |
| UNIVERSITY HOSPITAL AND MEDICAL CENTER | | 4,226 | 1,301 | 24% | 5,527 |
| MEDICAL DNA LABS LLC | 3 | 5,033 | 481 | 9% | 5,517 |
| MEDCOMP SCIENCES LLC | 124 | 3,338 | 2,008 | 37% | 5,470 |
| MEDEXPRESS URGENT CARE - GOLDEN GATE | | 4,818 | 649 | 12% | 5,467 |
| MEDEXPRESS URGENT CARE - ESTERO | | 4,884 | 576 | 11% | 5,460 |
| PEDIATRIC HEALTH CARE ALLIANCE PA | | 4,994 | 458 | 8% | 5,452 |
| TROPICANA FIELD - LOT 2□ | 19 | 4,935 | 493 | 9% | 5,447 |
| ADVENTHEALTH CENTRA CARE LEESBURG | | 4,444 | 990 | 18% | 5,434 |
| PALMS OF PASADENA HOSPITAL | | 4,859 | 572 | 11% | 5,431 |
| PARAMOUNT URGENT CARE INC | 1 | 3,196 | 2,232 | 41% | 5,429 |
| URGENT CARE CURE | 2 | 4,672 | 754 | 14% | 5,428 |
| BAPTIST HEALTH - NORTH | | 4,318 | 1,109 | 20% | 5,427 |
| PHARMCO RX | 2 | 5,088 | 302 | 6% | 5,392 |
| BAPTIST HEALTH SOUTH FLORIDA - CORAL SPRINGS URGENT CARE | | 4,608 | 771 | 14% | 5,379 |
| ESCAMBIA COMMUNITY CLINICS INC | 8 | 4,076 | 1,294 | 24% | 5,378 |
| BAPTIST HEALTH SOUTH FLORIDA - KENDALE LAKES URGENT CARE | | 4,299 | 1,034 | 19% | 5,333 |
| DOCTORS HOSPITAL OF SARASOTA CLINICAL LABORATORY | | 4,598 | 666 | 13% | 5,264 |
| THE CENTER FOR URGENT CARE | 3 | 4,402 | 859 | 16% | 5,264 |
| MEDEXPRESS URGENT CARE PALM BEACH GARDENS | | 4,788 | 473 | 9% | 5,261 |
| BAPTIST HEALTH SOUTH FLORIDA - TAMiami TRAIL URGENT CARE | | 4,226 | 1,032 | 20% | 5,258 |
| MARTIN HOSPITAL SOUTH LAB | | 4,966 | 291 | 6% | 5,257 |
| WESTCHESTER HOSPITAL | 23 | 4,281 | 950 | 18% | 5,254 |
| HEALTH FIRST ADVENTHEALTH CENTRA CARE GATEWAY | 1 | 4,711 | 530 | 10% | 5,242 |
| MINUTE CLINIC LLC | | 4,503 | 674 | 13% | 5,177 |
| TALLAHASSEE PRIMARY CARE ASSOCIATES | | 4,552 | 603 | 12% | 5,155 |
| TRINITY SPRINGS | | 4,422 | 729 | 14% | 5,151 |
| RAULERSON HOSPITAL | | 4,259 | 841 | 16% | 5,100 |
| PARAMOUNT URGENT CARE - WINDERMERE | 2 | 3,361 | 1,725 | 34% | 5,088 |
| BAPTIST HEALTH SOUTH FLORIDA - PINECREST URGENT CARE | | 4,279 | 709 | 14% | 4,988 |
| BAPTIST HEALTH SOUTH FLORIDA - CORAL GABLES (UNIVERSITY) URGENT CARE | | 4,279 | 697 | 14% | 4,976 |
| BAPTIST HEALTH SOUTH FLORIDA - CORAL GABLES URGENT CARE | | 4,116 | 835 | 17% | 4,951 |
| MEDEXPRESS URGENT CARE - LAKELAND | | 4,310 | 605 | 12% | 4,915 |
| MINUTECLINIC LLC # 0709 | | 4,125 | 772 | 16% | 4,897 |
| BAYFRONT HEALTH - SEVEN RIVERS | | 4,439 | 414 | 9% | 4,853 |
| BAPTIST HEALTH SOUTH FLORIDA - PALMETTO BAY URGENT CARE | | 4,021 | 779 | 16% | 4,800 |
| BETHESDA HOSPITAL WEST | | 4,286 | 484 | 10% | 4,770 |
| FLAGLER HOSPITAL LABORATORY | 8 | 3,653 | 1,051 | 22% | 4,712 |
| GENOSUR LLC | 16 | 4,634 | 59 | 1% | 4,709 |

COVID-19: testing by laboratory

Data through Apr 14, 2021 verified as of Apr 15, 2021 at 09:25 AM

Data in this report are provisional and subject to change.

The numbers in the table below represent the number of Florida and non-Florida residents for whom test results were received by the Department of Health. A person can be tested by more than one laboratory and can have both positive and negative results. **Therefore, the sum of the numbers in each column will be larger than the total number of people tested.**

| Reporting lab | Inconclusive | Negative | Positive | Percent positive | Total |
|---|--------------|----------|----------|------------------|--------------|
| BAYFRONT HEALTH - BROOKSVILLE | | 4,190 | 514 | 11% | 4,704 |
| ADVENTHEALTH PROMPT CARE | 2 | 3,446 | 1,248 | 27% | 4,696 |
| ASCENSION SACRED HEART - EMERALD COAST | | 3,910 | 762 | 16% | 4,672 |
| MEASE DUNEDIN HOSPITAL | 5 | 4,166 | 500 | 11% | 4,671 |
| QUICK CARE MED PL | 2 | 3,959 | 710 | 15% | 4,671 |
| NIGHT LITE PEDIATRICS | 4 | 3,344 | 1,259 | 27% | 4,607 |
| PREMIER MEDICAL | 2 | 4,492 | 94 | 2% | 4,588 |
| ADVENTHEALTH CENTRA CARE COLONIAL TOWN | 2 | 4,062 | 486 | 11% | 4,550 |
| MOFFITT CANCER CENTER | 6 | 4,419 | 97 | 2% | 4,522 |
| PREMIER URGENT CARE OF BREVARD LLC | 4 | 3,938 | 568 | 13% | 4,510 |
| VENTURE MEDICAL OF FLORIDA LLC | | 4,133 | 335 | 7% | 4,468 |
| BAYFRONT HEALTH - PUNTA GORDA | | 4,125 | 333 | 7% | 4,458 |
| DESOTO MEMORIAL HOSPITAL | 3 | 3,634 | 774 | 18% | 4,411 |
| BAYFRONT HEALTH - SPRING HILL | | 4,048 | 362 | 8% | 4,410 |
| TWIN CITIES HOSPITAL | 1 | 3,879 | 517 | 12% | 4,397 |
| MEMORIAL HOSPITAL- MIRAMAR | 12 | 4,037 | 321 | 7% | 4,370 |
| GENESIS DIAGNOSTICS | | 4,099 | 249 | 6% | 4,348 |
| US BIOTEK LABORATORIES | 15 | 3,961 | 369 | 8% | 4,345 |
| PALMS MEDICAL GROUP | 5 | 2,979 | 1,356 | 31% | 4,340 |
| ENGLEWOOD COMMUNITY HOSPITAL | | 3,951 | 384 | 9% | 4,335 |
| ACCU REFERENCE MEDICAL LAB | 9 | 3,483 | 799 | 19% | 4,291 |
| ADVENTIST HEALTH SYSTEMS SUNBELT IN DBA | | 3,798 | 485 | 11% | 4,283 |
| BAYA PHARMACY & URGENT CARE | | 3,168 | 1,113 | 26% | 4,281 |
| DOCTORS TEST CENTERS | | 3,779 | 486 | 11% | 4,265 |
| MINUTECLINIC LLC #3463 | | 3,535 | 702 | 17% | 4,237 |
| AMELIA URGENT CARE | | 2,611 | 1,624 | 38% | 4,235 |
| MEDEXPRESS URGENT CARE CAPE CORAL | | 3,599 | 587 | 14% | 4,186 |
| MINUTECLINIC LLC #3631 | | 3,543 | 630 | 15% | 4,173 |
| LAKESIDE MEDICAL CENTER | | 3,333 | 832 | 20% | 4,165 |
| ADVENTHEALTH CENTRA CARE WINTER HAVEN | 1 | 3,097 | 1,028 | 25% | 4,126 |
| ADVENTHEALTH CENTRA CARE | | 3,651 | 456 | 11% | 4,107 |
| MINUTECLINIC LLC 5852 | | 3,525 | 582 | 14% | 4,107 |
| MEDIPATH LLC | | 3,627 | 472 | 12% | 4,099 |
| NIGHT LITE PEDIATRICS URGENT CARE | 1 | 3,417 | 649 | 16% | 4,067 |
| MINUTECLINIC LLC #5253 | | 3,371 | 687 | 17% | 4,058 |
| HOLIDAY CVS LLC DBA CVS PHARMACY #5154 | | 3,911 | 110 | 3% | 4,021 |
| MINUTECLINIC LLC #5249 | | 3,264 | 741 | 19% | 4,005 |
| MEDEXPRESS URGENT CARE LEHIGH ACRES | | 3,368 | 541 | 14% | 3,909 |
| MINUTECLINIC LLC #5190 | | 3,207 | 694 | 18% | 3,901 |
| BAPTIST HEALTH SOUTH FLORIDA - DAVIE URGENT CARE | | 3,196 | 693 | 18% | 3,889 |
| MC DIAGNOSTIC OF CONNECTICUT, PC #2220 | | 3,326 | 532 | 14% | 3,858 |
| BAYFRONTVENICEREGIONAL | | 3,712 | 129 | 3% | 3,841 |
| MINUTECLINIC LLC #5854 | | 3,148 | 636 | 17% | 3,784 |
| SIPARADIGM LLC | 55 | 3,459 | 258 | 7% | 3,772 |
| BAPTIST HEALTH SOUTH FLORIDA - WESTON URGENT CARE | | 3,271 | 494 | 13% | 3,765 |
| SPECTOR SCIENTIFIC LAB | 14 | 2,810 | 930 | 25% | 3,754 |
| HIGHLANDS REGIONAL MEDICAL CENTER | | 2,949 | 805 | 21% | 3,754 |

COVID-19: testing by laboratory

Data through Apr 14, 2021 verified as of Apr 15, 2021 at 09:25 AM

Data in this report are provisional and subject to change.

The numbers in the table below represent the number of Florida and non-Florida residents for whom test results were received by the Department of Health. A person can be tested by more than one laboratory and can have both positive and negative results. **Therefore, the sum of the numbers in each column will be larger than the total number of people tested.**

| Reporting lab | Inconclusive | Negative | Positive | Percent positive | Total |
|---|--------------|----------|----------|------------------|-------|
| ADVENT HEALTH - NEW SMYRNA | | 3,046 | 641 | 17% | 3,687 |
| HEALTH FIRST ADVENTHEALTH CENTRA CARE COCOA | | 3,307 | 361 | 10% | 3,668 |
| CARENOW URGENT CARE | 1 | 2,272 | 1,393 | 38% | 3,666 |
| BARTOW REGIONAL MEDICAL CENTER | 1 | 3,074 | 559 | 15% | 3,634 |
| CLARITY LAB SOLUTIONS LLC | | 3,608 | 4 | 0% | 3,612 |
| PRECISION HEALTH SOLUTIONS | | 3,432 | 176 | 5% | 3,608 |
| MINUTECLINIC LLC #3662 | | 3,055 | 549 | 15% | 3,604 |
| LOWER KEYS MEDICAL CENTER | | 3,278 | 308 | 9% | 3,586 |
| PROHEALTH | 3 | 1,998 | 1,580 | 44% | 3,581 |
| BRASHEAR'S VITAL CARE CORP | | 2,827 | 744 | 21% | 3,571 |
| BAPTIST HEALTH SOUTH FLORIDA - BRICKELL URGENT CARE | | 2,936 | 617 | 17% | 3,553 |
| ADVENTHEALTH CENTRA CARE KIDS LAKE MARY | | 3,268 | 263 | 7% | 3,531 |
| VERILY LIFE SCIENCES | 3 | 3,461 | 56 | 2% | 3,520 |
| MINUTECLINIC LLC # 3930 | | 3,012 | 488 | 14% | 3,500 |
| MEDEXPRESS URGENT CARE - DELAND | | 3,106 | 382 | 11% | 3,488 |
| PHYSICIANS REGIONAL MEDICAL CENTER - COLLIER BLVD | 1 | 2,649 | 838 | 24% | 3,488 |
| PARAMOUNT URGENT CARE - ORLANDO | | 2,464 | 1,023 | 29% | 3,487 |
| ADVENT HEALTH CENTRA CARE -WINTER PARK KIDS URGENT CARE | 4 | 3,197 | 282 | 8% | 3,483 |
| BAPTIST HEALTH URGENT CARE AT SAWGRASS | | 2,898 | 585 | 17% | 3,483 |
| MINUTECLINIC LLC #7887 | | 3,038 | 442 | 13% | 3,480 |
| MINUTECLINIC LLC #7886 | | 3,014 | 466 | 13% | 3,480 |
| MINUTECLINIC LLC #4415 | | 2,953 | 526 | 15% | 3,479 |
| HEALTH FIRST ADVENTHEALTH CENTRA CARE MALABAR | | 3,136 | 336 | 10% | 3,472 |
| MINUTECLINIC LLC #5214 | | 2,967 | 498 | 14% | 3,465 |
| MINUTECLINIC LLC #1771 | | 2,915 | 539 | 16% | 3,454 |
| SCION LAB SERVICES LLC | 26 | 3,151 | 265 | 8% | 3,442 |
| MIDWAY SPECIALTY CARE CENTER DIAGNOSTICS | 38 | 3,154 | 239 | 7% | 3,431 |
| EXACT SCIENCES LABORATORIES, LLC | | 3,132 | 298 | 9% | 3,430 |
| MINUTECLINIC LLC #4458 | | 2,872 | 556 | 16% | 3,428 |
| IMMOKALEE CHD | | 3,155 | 234 | 7% | 3,389 |
| MINUTECLINIC LLC #7225 | | 2,866 | 522 | 15% | 3,388 |
| MINUTECLINIC LLC # 0514 | | 2,949 | 428 | 13% | 3,377 |
| MINUTECLINIC LLC #3814 | | 2,861 | 506 | 15% | 3,367 |
| MEDEXPRESS URGENT CARE - VERO BEACH | | 2,929 | 436 | 13% | 3,365 |
| MINUTECLINIC, LLC #4015 | | 2,684 | 680 | 20% | 3,364 |
| MEDONE PLLC | | 2,560 | 789 | 24% | 3,349 |
| WALGREEN CO | 2 | 2,941 | 381 | 11% | 3,324 |
| AFC PHYSICIANS OF FLORIDA | | 2,546 | 775 | 23% | 3,321 |
| MINUTECLINIC LLC # 3686 | | 2,807 | 486 | 15% | 3,293 |
| MINUTECLINIC LLC #3257 | | 2,752 | 541 | 16% | 3,293 |
| STEWART ROCKLEDGE HOSPITAL | 1 | 2,921 | 366 | 11% | 3,288 |
| MINUTECLINIC, LLC #3204 | | 2,716 | 542 | 17% | 3,258 |
| PRIMEHEALTH URGENT CARE INC | | 2,771 | 476 | 15% | 3,247 |
| BAPTIST HEALTH EMERGENCY CENTER COUNTRY WALK | 1 | 2,743 | 499 | 15% | 3,243 |
| BMCT Molecular Diagnostics Subsection | | 2,690 | 524 | 16% | 3,214 |
| SELECT LABORATORIES - MARION COUNTY, FL LLC | 5 | 2,892 | 307 | 10% | 3,204 |
| BAPTIST HEALTH - CLAY | | 2,764 | 416 | 13% | 3,180 |

COVID-19: testing by laboratory

Data through Apr 14, 2021 verified as of Apr 15, 2021 at 09:25 AM

Data in this report are provisional and subject to change.

The numbers in the table below represent the number of Florida and non-Florida residents for whom test results were received by the Department of Health. A person can be tested by more than one laboratory and can have both positive and negative results. **Therefore, the sum of the numbers in each column will be larger than the total number of people tested.**

| Reporting lab | Inconclusive | Negative | Positive | Percent positive | Total |
|---|--------------|----------|----------|------------------|-------|
| MINUTECLINIC LLC #1055 | | 2,606 | 566 | 18% | 3,172 |
| MINUTECLINIC LLC #3291 | | 2,691 | 462 | 15% | 3,153 |
| MARINERS HOSPITAL | 1 | 2,845 | 301 | 10% | 3,147 |
| MARION E FETHER MEDICAL CENTER, THE | | 2,877 | 268 | 9% | 3,145 |
| MEMORIAL HOSPITAL PEMBROKE | 3 | 2,783 | 358 | 11% | 3,144 |
| MINUTECLINIC LLC #3003 | | 2,565 | 578 | 18% | 3,143 |
| MINUTECLINIC LLC #7973 | | 2,700 | 419 | 13% | 3,119 |
| ADVENTHEALTH CENTRA CARE CONWAY | | 2,641 | 475 | 15% | 3,116 |
| MINUTECLINIC, LLC #5817 | | 2,576 | 526 | 17% | 3,102 |
| MINUTECLINIC LLC # 3579 | | 2,565 | 533 | 17% | 3,098 |
| GESSLER CLINIC | 2 | 2,131 | 954 | 31% | 3,087 |
| ACCESS POINT HEALTHCARE URGENT & PRIMARY CARE | 2 | 2,374 | 692 | 23% | 3,068 |
| MINUTECLINIC LLC #3748 | | 2,489 | 570 | 19% | 3,059 |
| PARAMOUNT URGENT CARE - OVIEDO | | 2,155 | 903 | 30% | 3,058 |
| MINUTECLINIC LLC #3705 | | 2,685 | 359 | 12% | 3,044 |
| MINUTECLINIC LLC # 7933 | | 2,679 | 355 | 12% | 3,034 |
| MINUTECLINIC LLC #3255 | | 2,655 | 348 | 12% | 3,003 |
| MINUTECLINIC LLC #5924 | | 2,572 | 427 | 14% | 2,999 |
| MEDEXPRESS URGENT CARE CORAL SPRINGS | | 2,660 | 330 | 11% | 2,990 |
| MINUTECLINIC LLC #7173 | | 2,590 | 398 | 13% | 2,988 |
| VETERANS AFFAIRS MEDICAL CENTER - ORLANDO | 1 | 1,343 | 1,630 | 55% | 2,974 |
| MEDEXPRESS FORT MYERS | | 2,597 | 369 | 12% | 2,966 |
| KEYS AHEC SCHOOL MEDICAL CLINIC | 15 | 2,814 | 130 | 4% | 2,959 |
| MINUTECLINIC LLC #5216 | | 2,526 | 411 | 14% | 2,937 |
| MINUTECLINIC, LLC (CLINIC 10699) | | 2,558 | 377 | 13% | 2,935 |
| VA PAIN CLINIC | 4 | 2,815 | 107 | 4% | 2,926 |
| MINUTECLINIC LLC #3654 | | 2,428 | 493 | 17% | 2,921 |
| NXGEN MDX LLC | 6 | 2,590 | 316 | 11% | 2,912 |
| MEDIQUICK URGENT CARE CENTERS INC | | 2,189 | 701 | 24% | 2,890 |
| STONE CLINICAL LABORATORIES | | 2,790 | 96 | 3% | 2,886 |
| WALGREENS ORLANDO | 3 | 2,538 | 340 | 12% | 2,881 |
| BLUE MED CONSULTANTS | | 2,753 | 108 | 4% | 2,861 |
| BAPTIST HEALTH - OAKLEAF | | 2,398 | 456 | 16% | 2,854 |
| MINUTECLINIC LLC #4612 | | 2,315 | 523 | 18% | 2,838 |
| CAREFAST+ | 1 | 2,066 | 769 | 27% | 2,836 |
| PHYSICIANS PRIMARY CARE | 2 | 2,556 | 271 | 10% | 2,829 |
| MINUTECLINIC LLC #3648 | | 2,318 | 502 | 18% | 2,820 |
| BAPTIST HEALTHCARE - GULF BREEZE HOSPITAL | 3 | 2,336 | 473 | 17% | 2,812 |
| MINUTECLINIC LLC #4024 | | 2,453 | 354 | 13% | 2,807 |
| MINUTECLINIC LLC #3285 | | 2,438 | 363 | 13% | 2,801 |
| MINUTECLINIC LLC #1807 | | 2,350 | 450 | 16% | 2,800 |
| CELESTA MEDICAL SERVICES LLC DBA - AMERICAN RESEARCH LABS | | 2,544 | 236 | 8% | 2,780 |
| HEALTH CARE DISTRICT OF PALM BEACH COUNTY | 2 | 2,546 | 231 | 8% | 2,779 |
| BAY MEDICAL CENTER SACRED HEART HEALTH SYSTEM | | 2,165 | 607 | 22% | 2,772 |
| MEDEXPRESS URGENT CARE - CLEWISTON | | 2,308 | 456 | 16% | 2,764 |
| CITRUS MEMORIAL HOSPITAL LABORATORY | | 2,251 | 509 | 18% | 2,760 |
| MINUTECLINIC LLC #6007 | | 2,365 | 393 | 14% | 2,758 |

COVID-19: testing by laboratory

Data through Apr 14, 2021 verified as of Apr 15, 2021 at 09:25 AM

Data in this report are provisional and subject to change.

The numbers in the table below represent the number of Florida and non-Florida residents for whom test results were received by the Department of Health. A person can be tested by more than one laboratory and can have both positive and negative results. **Therefore, the sum of the numbers in each column will be larger than the total number of people tested.**

| Reporting lab | Inconclusive | Negative | Positive | Percent positive | Total |
|--|--------------|----------|----------|------------------|-------|
| ADVENT HEALTH - DADE CITY | | 2,417 | 335 | 12% | 2,752 |
| LAKELAND REGIONAL HEALTH PABLO | | 2,421 | 324 | 12% | 2,745 |
| MINUTECLINIC LLC #4201 | | 2,389 | 355 | 13% | 2,744 |
| SACRED HEART HEALTH SYSTEM, INC | 1 | 1,871 | 872 | 32% | 2,744 |
| VITRO MOLECULAR LABORATORIES | 50 | 2,492 | 199 | 7% | 2,741 |
| MINUTECLINIC LLC #476 | | 2,346 | 366 | 13% | 2,712 |
| MINUTECLINIC LLC #1350 | | 2,378 | 329 | 12% | 2,707 |
| AFC PHYSICIANS OF FLORIDA PA | | 2,168 | 537 | 20% | 2,705 |
| CHARLES AIESI CONSULTING INC | 13 | 2,393 | 286 | 11% | 2,692 |
| MINUTECLINIC LLC #3635 | | 2,323 | 366 | 14% | 2,689 |
| MINUTECLINIC LLC #8381 | | 2,329 | 345 | 13% | 2,674 |
| MINUTECLINIC LLC #1821 | | 2,382 | 287 | 11% | 2,669 |
| JUPITER MEDICAL CENTER URGENT CARE | | 2,082 | 582 | 22% | 2,664 |
| EMERGENCY PHYSICIANS MEDICAL CENTER | | 1,533 | 1,130 | 42% | 2,663 |
| BAPTIST HEALTH SOUTH FLORIDA - MIAMI BEACH URGENT CARE | | 2,267 | 396 | 15% | 2,663 |
| AMELIA EXPRESS CARE LLC | 10 | 2,316 | 334 | 13% | 2,660 |
| MEDEXPRESS URGENT CARE BOCA RATON | | 2,411 | 241 | 9% | 2,652 |
| DR G'S URGENT CARE | | 2,296 | 348 | 13% | 2,644 |
| EMERALD COAST URGENT CARE, LLC | 1 | 1,970 | 660 | 25% | 2,631 |
| DONALD W ROBERTSON DO PA | | 2,039 | 572 | 22% | 2,611 |
| MINUTECLINIC LLC #5157 | | 2,260 | 333 | 13% | 2,593 |
| MINUTECLINIC LLC #5069 | | 2,177 | 415 | 16% | 2,592 |
| ADVENT HEALTH - OCALA | | 2,124 | 447 | 17% | 2,571 |
| PATIENTS FIRST - THOMASVILLE ROAD | | 2,285 | 279 | 11% | 2,564 |
| PARRISH MEDICAL CENTER | 1 | 2,216 | 305 | 12% | 2,522 |
| FLORIDA MEDICAL CLINIC | 3 | 1,156 | 1,360 | 54% | 2,519 |
| JACKSON HOSPITAL CLINICAL LABORATORY | | 2,181 | 316 | 13% | 2,497 |
| BOND URGENT CARE LLC | | 1,878 | 616 | 25% | 2,494 |
| MINUTECLINIC, LLC # 4469 | | 2,187 | 298 | 12% | 2,485 |
| EMERALD COAST URGENT CARE LLC | | 1,825 | 657 | 26% | 2,482 |
| LAKE WALES MEDICAL CENTER INC | | 2,176 | 293 | 12% | 2,469 |
| TAMPA COMMUNITY HOSPITAL | | 2,112 | 353 | 14% | 2,465 |
| WHOLE FAMILY HEALTH CENTER INC | | 1,983 | 455 | 19% | 2,438 |
| PHYSICIANS STAT LAB | 3 | 1,076 | 1,341 | 55% | 2,420 |
| COMMUNITY HEALTH NORTHWEST FLORIDA | 4 | 1,857 | 554 | 23% | 2,415 |
| MINUTECLINIC LLC #1815 | | 2,127 | 259 | 11% | 2,386 |
| MINUTECLINIC LLC #214 | | 2,000 | 379 | 16% | 2,379 |
| ASCENSION SACRED HEART - GULF | | 1,839 | 540 | 23% | 2,379 |
| NCHMD INC | | 2,005 | 371 | 16% | 2,376 |
| MINI ER WATERFORD LAKES, THE | | 2,011 | 326 | 14% | 2,337 |
| MEDEXPRESS PORT CHARLOTTE | | 2,088 | 246 | 11% | 2,334 |
| GENOME LLC | 2 | 2,160 | 170 | 7% | 2,332 |
| INTELEX LABS, LLC | | 2,254 | 77 | 3% | 2,331 |
| CORE DIAGNOSTIC LABORATORIES LLC | 17 | 1,975 | 326 | 14% | 2,318 |
| PHYSICIAN ASSOCIATES | | 2,070 | 241 | 10% | 2,311 |
| LEE HEALTH - COCONUT POINT CLINICAL LAB | 2 | 1,872 | 433 | 19% | 2,307 |
| ASSOCIATED PATHOLOGISTS, LLC | 3 | 1,880 | 394 | 17% | 2,277 |

COVID-19: testing by laboratory

Data through Apr 14, 2021 verified as of Apr 15, 2021 at 09:25 AM

Data in this report are provisional and subject to change.

The numbers in the table below represent the number of Florida and non-Florida residents for whom test results were received by the Department of Health. A person can be tested by more than one laboratory and can have both positive and negative results. **Therefore, the sum of the numbers in each column will be larger than the total number of people tested.**

| Reporting lab | Inconclusive | Negative | Positive | Percent positive | Total |
|---|--------------|----------|----------|------------------|-------|
| MINUTECLINIC LLC #3236 | | 1,926 | 335 | 15% | 2,261 |
| UNIVERSITY OF NORTH FLORIDA STUDENT HEALTH | | 2,167 | 76 | 3% | 2,243 |
| PRIMEHEALTH URGENT CARE | 1 | 1,865 | 361 | 16% | 2,227 |
| OPTUM LABS LLC | 1 | 1,998 | 199 | 9% | 2,198 |
| FLOWERS HOSPITAL | | 1,987 | 192 | 9% | 2,179 |
| PENSACOLA PEDIATRICS PA | 1 | 1,991 | 175 | 8% | 2,167 |
| NCH NORTHEAST | 7 | 1,689 | 445 | 21% | 2,141 |
| BAPTIST HEALTH EMERGENCY CENTER AT WEST CORAL WAY | | 1,729 | 404 | 19% | 2,133 |
| MINUTECLINIC LLC #3637 | | 1,713 | 404 | 19% | 2,117 |
| FIU-HEALTH AUXILIARY LABORATORY | 6 | 1,969 | 126 | 6% | 2,101 |
| MARTIN HEALTH SYSTEM - ST LUCIE WEST | | 1,890 | 192 | 9% | 2,082 |
| LITTLE PINE PEDIATRICS | 1 | 1,761 | 275 | 14% | 2,037 |
| MEDICAL CONSULTANTS OF FLORIDA, LLC | 2 | 1,722 | 307 | 15% | 2,031 |
| GENUS3 | | 1,949 | 74 | 4% | 2,023 |
| BARDMOOR LABORATORY | 9 | 1,687 | 307 | 15% | 2,003 |
| DOC SMILEYS URGENT CARE LLC | | 1,639 | 364 | 18% | 2,003 |
| WILLIAM OWEN PASS PARK | | 1,738 | 257 | 13% | 1,995 |
| ARCPOINT LABS | | 1,388 | 599 | 30% | 1,987 |
| DOC SMILEY'S URGENT CARE | | 1,706 | 247 | 13% | 1,953 |
| MEDFAST URGENT CARE CENTERS LLC | 2 | 608 | 1,327 | 69% | 1,937 |
| BAYFRONT HEALTH - CITRUS HILLS | | 1,703 | 225 | 12% | 1,928 |
| ADVANCED MEDICAL OF NAPLES LLC | | 1,725 | 202 | 10% | 1,927 |
| WHITE WILSON MEDICAL CENTER | | 532 | 1,368 | 72% | 1,900 |
| MINUTECLINIC LLC #8927 | | 1,606 | 285 | 15% | 1,891 |
| MINUTECLNIC LLC | | 1,647 | 236 | 13% | 1,883 |
| STATMED OCALA | 7 | 1,678 | 191 | 10% | 1,876 |
| GRAVITY DIAGNOSTICS, LLC | 5 | 1,698 | 167 | 9% | 1,870 |
| BROWNWOOD CARE CENTER | | 1,628 | 227 | 12% | 1,855 |
| MINUTECLINIC, LLC #3245 | | 1,504 | 350 | 19% | 1,854 |
| MINUTECLINIC LLC #5187 | | 1,617 | 236 | 13% | 1,853 |
| LABORATORY SPECIALISTS OF MICHIGAN | | 1,518 | 325 | 18% | 1,843 |
| MIAMI JEWISH HEALTH SYSTEMS | | 1,761 | 75 | 4% | 1,836 |
| GENESIS LABORATORY MANAGEMENT | 14 | 1,557 | 244 | 13% | 1,815 |
| KETAMINE HEALTH CENTERS LLC | 1 | 1,661 | 152 | 8% | 1,814 |
| NEIGHBORHOOD MEDICAL CENTER INC | 17 | 1,588 | 183 | 10% | 1,788 |
| BIO-TECH CLINICAL LABORATORIES INC | | 1,553 | 233 | 13% | 1,786 |
| RIVER TOWN DIAGNOSTIC LLC | | 1,470 | 286 | 16% | 1,756 |
| READY RESPONDERS FLORIDA, PLLC | | 1,514 | 241 | 14% | 1,755 |
| ED FRASER MEMORIAL HOSPITAL | | 1,499 | 248 | 14% | 1,747 |
| SPARROW HEALTHCARE | 2 | 1,482 | 254 | 15% | 1,738 |
| IGENOMIX USA LLC | 50 | 1,524 | 160 | 9% | 1,734 |
| Community_Health | | 1,533 | 199 | 11% | 1,732 |
| NORTH SHORE LONG ISLAND JEWISH HEALTH | 1 | 1,637 | 90 | 5% | 1,728 |
| JW PLASTIC SURGERY | | 1,449 | 244 | 14% | 1,693 |
| TOM LEE COMMUNITY HEALTH CENTER | 1 | 1,160 | 530 | 31% | 1,691 |
| LABTECH DIAGNOSTIC | | 1,394 | 291 | 17% | 1,685 |
| PROHEALTH MEDICAL CLINIC | | 1,045 | 636 | 38% | 1,681 |

COVID-19: testing by laboratory

Data through Apr 14, 2021 verified as of Apr 15, 2021 at 09:25 AM

Data in this report are provisional and subject to change.

The numbers in the table below represent the number of Florida and non-Florida residents for whom test results were received by the Department of Health. A person can be tested by more than one laboratory and can have both positive and negative results. **Therefore, the sum of the numbers in each column will be larger than the total number of people tested.**

| Reporting lab | Inconclusive | Negative | Positive | Percent positive | Total |
|---|--------------|----------|----------|------------------|-------|
| OPTUMCARE FLORIDA LLC | | 1,383 | 294 | 18% | 1,677 |
| PROJECT HEALTH, INC SUMTERVILLE | 5 | 1,349 | 298 | 18% | 1,652 |
| SHELL POINT NURSING PAVILION | 1 | 1,574 | 73 | 4% | 1,648 |
| PATIENTS FIRST LAKE ELLA MEDICAL CENTER | | 1,480 | 159 | 10% | 1,639 |
| HEALTH CENTRAL CLINICAL LABORATORY | | 1,452 | 183 | 11% | 1,635 |
| SUNRISE URGENT CARE ASSOCIATES LLC D/B/A | 9 | 1,135 | 488 | 30% | 1,632 |
| ER QUICKCARE PL | | 1,397 | 224 | 14% | 1,621 |
| ELLENTON URGENT CARE | | 1,379 | 234 | 15% | 1,613 |
| OPTEO LABORATORY | | 1,569 | 35 | 2% | 1,604 |
| BAPTIST HEALTH SOUTH FLORIDA - KEY BISCANE URGENT CARE EXPRESS | | 1,411 | 192 | 12% | 1,603 |
| FLORIDA DEPARTMENT OF HEALTH IN POLK COUNTY | 2 | 1,208 | 373 | 24% | 1,583 |
| MEDEXPRESS URGENT CARE - JAX ATLANTIC BLVD | | 1,364 | 216 | 14% | 1,580 |
| ASSURANCE SCIENTIFIC LABORATORIES | 1 | 1,295 | 283 | 18% | 1,579 |
| MELBOURNE MEDICAL LABORATORY☐ | 2 | 1,367 | 204 | 13% | 1,573 |
| BAPTIST HEALTH SOUTH FLORIDA - COUNTRY WALK URGENT CARE EXPRESS | | 1,327 | 244 | 16% | 1,571 |
| FIRST QUALITY LABORATORY | | 1,462 | 98 | 6% | 1,560 |
| PEDIATRIC HEALTH CARE ALLIANCE - NORTHDAL | | 1,414 | 137 | 9% | 1,551 |
| UNIVERSITY OF ALABAMA AT BIRMINGHAM | | 1,489 | 48 | 3% | 1,537 |
| VRL EUROFINS | | 1,489 | 40 | 3% | 1,529 |
| BIOCERNA LLC | 9 | 1,355 | 165 | 11% | 1,529 |
| QUICK CARE MED | | 1,194 | 308 | 21% | 1,502 |
| BROAD INSTITUTE CLINICAL SEQUENCING RESEARCH PLATFORM | 14 | 1,431 | 52 | 3% | 1,497 |
| CAREMED CLINIC LLC | 1 | 1,196 | 299 | 20% | 1,496 |
| PARAMOUNT URGENT CARE VILLAGES | | 953 | 538 | 36% | 1,491 |
| ADVENTHEALTH CENTRA CARE TRINITY | | 1,292 | 199 | 13% | 1,491 |
| INNOVATIVE TRANSFUSION MEDICINE, INC | 11 | 1,297 | 175 | 12% | 1,483 |
| APALACHEE CORRECTIONAL INSTITUTION EAST UNIT | | 1,449 | 26 | 2% | 1,475 |
| BAPTIST HEALTHCARE - JAY HOSPITAL | 3 | 1,098 | 373 | 25% | 1,474 |
| CAREFAST MURABELLA | | 978 | 495 | 34% | 1,473 |
| ST ANNES NURSING CENTER | | 1,436 | 33 | 2% | 1,469 |
| PARAMOUNT URGENT CARE - CLERMONT | | 807 | 657 | 45% | 1,464 |
| UHEALTH CLINIC AT WALGREENS | | 1,181 | 274 | 19% | 1,455 |
| ADVANCE MEDICAL OF NAPLES | | 327 | 1,124 | 77% | 1,451 |
| NYU HOSPITALS CENTER CLINICAL LABORATORIES | | 1,403 | 46 | 3% | 1,449 |
| SMA LAB | 12 | 1,275 | 158 | 11% | 1,445 |
| MYTEST DIAGNOSTICS | | 1,372 | 69 | 5% | 1,441 |
| TREASURE COAST MEDICAL ASSOCIATES INC | | 747 | 693 | 48% | 1,440 |
| UHEALTH DEERFIELD BEACH/UMSYLVESTER DEERFIELD BEACH LABORATORY | 3 | 1,380 | 55 | 4% | 1,438 |
| PALM BAY HOSPITAL CLINICAL LABORATORY | | 1,046 | 382 | 27% | 1,428 |
| TEMPUS CLINICAL LABORATORY | 10 | 1,261 | 153 | 11% | 1,424 |
| PATIENTS CHOICE LABORATORIES | | 831 | 592 | 42% | 1,423 |
| ABSOLUTE GENOMICS | 2 | 1,190 | 220 | 16% | 1,412 |
| COASTAL LABORATORIES | 1 | 1,120 | 287 | 20% | 1,408 |
| EUROFINS NTD, LLC | | 1,359 | 45 | 3% | 1,404 |
| AMELIA EXPRESS CARE | 1 | 772 | 617 | 44% | 1,390 |
| CREEKSIDE CARE CENTER | 1 | 1,204 | 176 | 13% | 1,381 |
| PRIMARY CARE SOUTH INC | | 907 | 474 | 34% | 1,381 |

COVID-19: testing by laboratory

Data through Apr 14, 2021 verified as of Apr 15, 2021 at 09:25 AM

Data in this report are provisional and subject to change.

The numbers in the table below represent the number of Florida and non-Florida residents for whom test results were received by the Department of Health. A person can be tested by more than one laboratory and can have both positive and negative results. **Therefore, the sum of the numbers in each column will be larger than the total number of people tested.**

| Reporting lab | Inconclusive | Negative | Positive | Percent positive | Total |
|---|--------------|----------|----------|------------------|--------------|
| ASCENSION ST VINCENT'S - SOUTHSIDE | | 1,308 | 49 | 4% | 1,357 |
| VAVA PARTNERS LLC | | 528 | 821 | 61% | 1,349 |
| ADDICTION LABS OF AMERICA | 3 | 1,260 | 80 | 6% | 1,343 |
| LAB24 INC | 3 | 643 | 676 | 51% | 1,322 |
| NORTH VISTA HOSPITAL LABORATORY | | 1,121 | 196 | 15% | 1,317 |
| XPRESS URGENT CARE | 4 | 1,106 | 200 | 15% | 1,310 |
| AMERICAN SCIENTIFIC LABORATORIES LLC | | 1,286 | 19 | 1% | 1,305 |
| HOLIDAY CVS LLC DBA CVSPHARMACY #5155 | | 1,226 | 64 | 5% | 1,290 |
| PALM HARBOR PHARMACY | | 1,107 | 168 | 13% | 1,275 |
| LPG COCONUT POINT | | 1,061 | 210 | 17% | 1,271 |
| PROJECT HEALTH INC | 4 | 1,079 | 185 | 15% | 1,268 |
| NAPLES URGENT CARE | 1 | 828 | 437 | 35% | 1,266 |
| SOLARIS HEALTHCARE PALATKA | | 1,147 | 103 | 8% | 1,250 |
| STAGEZERO LIFE SCIENCES INC | 4 | 1,141 | 104 | 8% | 1,249 |
| NORTH FLORIDA PEDIATRICS-TALLAHASSEE | 1 | 1,138 | 103 | 8% | 1,242 |
| ST PETERSBURG PEDIATRICS | 1 | 1,120 | 119 | 10% | 1,240 |
| ADVANCED DIAGNOSTIC LABORATORY | | 1,191 | 47 | 4% | 1,238 |
| CARENOW URGENT CARE - FORT PIERCE | | 874 | 354 | 29% | 1,228 |
| PALM BEACH ATLANTIC UNIVERSITY | | 1,183 | 39 | 3% | 1,222 |
| USF MORSANI CENTER FOR ADVANCED HEALTH CARE | | 1,072 | 148 | 12% | 1,220 |
| GROWING TOGETHER PEDIATRICS LLC | | 1,153 | 66 | 5% | 1,219 |
| NORTH FLORIDA PEDIATRICS - LAKE CITY | | 997 | 219 | 18% | 1,216 |
| PROFESSIONAL HEALTH EXAMINERS DBA PROHEALTH | 1 | 991 | 224 | 18% | 1,216 |
| CLINICORE | | 1,124 | 91 | 7% | 1,215 |
| PEDIATRICS OF CENTRAL FLORIDA PA | 20 | 1,130 | 63 | 5% | 1,213 |
| COASTAL PEDIATRIC GROUP | | 1,045 | 157 | 13% | 1,202 |
| EPN URGENT CARE NAPLES | 2 | 792 | 407 | 34% | 1,201 |
| COLLIER URGENT CARE CENTERS CREEKSIDE | | 1,050 | 144 | 12% | 1,194 |
| ACCESS MEDICAL LABS | | 746 | 448 | 38% | 1,194 |
| ARCPPOINT LABS OF CORAL SPRINGS FL | | 991 | 192 | 16% | 1,183 |
| CATALYST WALK IN CLINIC | | 921 | 233 | 20% | 1,154 |
| CAPSTONE HEALTHCARE | | 802 | 330 | 29% | 1,132 |
| MINUTE CLINIC INCORPORATE | | 1,083 | 42 | 4% | 1,125 |
| VERITAS GENETICS | 61 | 945 | 119 | 11% | 1,125 |
| STEWART REFERENCE LABORATORY | 1 | 611 | 511 | 46% | 1,123 |
| EMERALD COAST PEDIATRICS | | 1,058 | 57 | 5% | 1,115 |
| PENSACOLA PEDIATRICS PA - TIGER POINT | 24 | 970 | 120 | 11% | 1,114 |
| TYNDALL AIR FORCE BASE | | 902 | 210 | 19% | 1,112 |
| CAPE CANAVERAL HOSPITAL | | 815 | 291 | 26% | 1,106 |
| GENEIQ | | 1,039 | 64 | 6% | 1,103 |
| XYZ LABORATORY | 8 | 942 | 146 | 13% | 1,096 |
| INTERLACHEN PEDIATRICS | | 1,052 | 43 | 4% | 1,095 |
| PRIMARY CARE OF THE TREASURE COAST | | 959 | 134 | 12% | 1,093 |
| FISHERMENS HOSPITAL CLINICAL LAB | | 997 | 93 | 9% | 1,090 |
| INTERLACHEN PEDIATRICS PA | | 1,032 | 56 | 5% | 1,088 |
| PROFESSIONAL HEALTH EXAMINERS | | 932 | 148 | 14% | 1,080 |
| EAST LAKE PEDIATRICS | | 946 | 125 | 12% | 1,071 |

COVID-19: testing by laboratory

Data through Apr 14, 2021 verified as of Apr 15, 2021 at 09:25 AM

Data in this report are provisional and subject to change.

The numbers in the table below represent the number of Florida and non-Florida residents for whom test results were received by the Department of Health. A person can be tested by more than one laboratory and can have both positive and negative results. **Therefore, the sum of the numbers in each column will be larger than the total number of people tested.**

| Reporting lab | Inconclusive | Negative | Positive | Percent positive | Total |
|--|--------------|----------|----------|------------------|-------|
| HENDRY REGIONAL MEDICAL CENTER CLINICAL LABORATORY | | 809 | 258 | 24% | 1,067 |
| AMERICAN FAMILY CARE PENSACOLA WEST | | 533 | 533 | 50% | 1,066 |
| RAINBOW RIVER MEDICAL LABORATORY | | 978 | 83 | 8% | 1,061 |
| HALIFAX MEDICAL CENTER-PORT ORANGE LAB | | 911 | 147 | 14% | 1,058 |
| MINUTECLINIC, LLC DBA MINUTECLINIC #4717 | | 1,012 | 42 | 4% | 1,054 |
| LENCO MEDICAL LABORATORY | | 996 | 56 | 5% | 1,052 |
| SPEARHEAD MEDICAL | | 940 | 98 | 9% | 1,038 |
| VRL EUROFINs - DALLAS | | 996 | 13 | 1% | 1,009 |
| PHAROS HEALTH | | 756 | 252 | 25% | 1,008 |
| VERITOR | | 850 | 158 | 16% | 1,008 |
| WOODLANDS MEDICAL SPECIALISTS | | 745 | 262 | 26% | 1,007 |
| THE HEALTH CENTER OF PLANT CITY | | 928 | 77 | 8% | 1,005 |
| CLARITY LABS | | 896 | 103 | 10% | 999 |
| ADVENTHEALTH EXPRESS CARE AT WALGREENS | | 866 | 130 | 13% | 996 |
| LAKELAND REGIONAL HEALTH - PWC/OB | | 36 | 954 | 96% | 990 |
| ALTAMONTE MD | | 769 | 217 | 22% | 986 |
| NORTH FLORIDA PEDIATRICS PA - SUWANNEE | 3 | 853 | 129 | 13% | 985 |
| NORTH OKALOOSA MEDICAL CENTER | | 637 | 341 | 35% | 978 |
| MEDLAB DIAGNOSTICS, LLC | | 906 | 69 | 7% | 975 |
| BAPTIST HEALTH - MD ANDERSON CANCER CENTER | | 961 | 5 | 1% | 966 |
| COVANCE CLINICAL RESEARCH UNIT INC | | 939 | 26 | 3% | 965 |
| UNIVERSITY OF WEST FLORIDA STUDENT HEALTH SERVICES | 1 | 834 | 127 | 13% | 962 |
| CHILDRENS MEDICAL ASSOCIATION | | 873 | 88 | 9% | 961 |
| LOOP PEDIATRICS PA | 3 | 806 | 150 | 16% | 959 |
| HISTOPATHOLOGY SERVICES, LLC | | 852 | 107 | 11% | 959 |
| C.W. BILL YOUNG VA MEDICAL CENTER | 1 | 22 | 934 | 98% | 957 |
| FAST TRACK URGENT CARE CENTER | | 4 | 950 | 100% | 954 |
| MOLECULAR TESTING LABS | | 862 | 89 | 9% | 951 |
| 6TH MEDICAL GROUP - MCDILL AFB | 1 | 894 | 51 | 5% | 946 |
| CARE ONE OF FLORIDA LLC | | 666 | 280 | 30% | 946 |
| VIERA HOSPITAL, INC | | 757 | 186 | 20% | 943 |
| BETHESDA HEALTH URGENT CARE | | 796 | 145 | 15% | 941 |
| CYPRESS VILLAGE | 1 | 912 | 25 | 3% | 938 |
| ENCOMPASS HEALTH | | 915 | 22 | 2% | 937 |
| NORTH SHORE LIJ URGENT CARE PC | | 881 | 55 | 6% | 936 |
| NORTH FLORIDA MEDICAL GROUP | | 779 | 152 | 16% | 931 |
| CVS HEALTH | | 732 | 198 | 21% | 930 |
| NORTH FLORIDA PEDIATRICS PA | 2 | 809 | 116 | 13% | 927 |
| INTEGRITY LABORATORIES, LLC | 4 | 758 | 165 | 18% | 927 |
| TACACHALE CLINICAL LABORATORY | 1 | 876 | 49 | 5% | 926 |
| BREVARD HEALTH ALLIANCE | | 639 | 283 | 31% | 922 |
| BREVARD HEALTH ALLIANCE INC, THE | | 869 | 52 | 6% | 921 |
| GENE TOX WORLDWIDE | 60 | 736 | 125 | 14% | 921 |
| DEPARTMENT OF CLINICAL LABS | 1 | 897 | 20 | 2% | 918 |
| CONSULATE HEALTH CARE OF NEW PORT RICHEY | 2 | 789 | 126 | 14% | 917 |
| JACKSONVILLE BEACH PEDIATRIC CARE CENTER | | 847 | 66 | 7% | 913 |
| ABBOTT LABORATORIES | | 791 | 118 | 13% | 909 |

COVID-19: testing by laboratory

Data through Apr 14, 2021 verified as of Apr 15, 2021 at 09:25 AM

Data in this report are provisional and subject to change.

The numbers in the table below represent the number of Florida and non-Florida residents for whom test results were received by the Department of Health. A person can be tested by more than one laboratory and can have both positive and negative results. **Therefore, the sum of the numbers in each column will be larger than the total number of people tested.**

| Reporting lab | Inconclusive | Negative | Positive | Percent positive | Total |
|--|--------------|----------|----------|------------------|-------|
| LEE COUNTY EMERGENCY MEDICAL SERVICE | 1 | 783 | 123 | 14% | 907 |
| PENSACOLA PEDIATRICS | 2 | 811 | 92 | 10% | 905 |
| Point of Care Testing | 1 | 125 | 767 | 86% | 893 |
| SPRING HILL HEALTH AND REHABILITATION CENTER | | 859 | 25 | 3% | 884 |
| REDI MED LLC | | 716 | 167 | 19% | 883 |
| 24 HOUR PEDIATIC CARE CENTER | 4 | 819 | 60 | 7% | 883 |
| LAB DOCTOR | | 767 | 109 | 12% | 876 |
| NCHMD, INC SOUTHEAST IMMEDIATE CARE | | 674 | 192 | 22% | 866 |
| SOLARIS HEALTHCARE CHARLOTTE HARBOR | | 807 | 52 | 6% | 859 |
| DOCTOR'S MEMORIAL HOSPITAL | | 694 | 165 | 19% | 859 |
| FAMILY HEALTH CENTERS OF SOUTHWEST FLORIDA INC | | 766 | 92 | 11% | 858 |
| COASTAL PHYSICIANS, LLC | | 694 | 164 | 19% | 858 |
| PALM GARDEN OF PORT SAINT LUCIE | | 846 | 11 | 1% | 857 |
| EAST LAKE PEDIATRICS PA | | 781 | 75 | 9% | 856 |
| MIDWAY SPECIATLY CARE CENTER | 3 | 629 | 222 | 26% | 854 |
| CRUCIAL CARE EMERGENCY MEDICINE DOCTORS | | 683 | 169 | 20% | 852 |
| MINUTECLINIC LLC, #10357 | | 846 | 6 | 1% | 852 |
| CALHOUN LIBERTY HOSPITAL | | 686 | 165 | 19% | 851 |
| FAMILY HEALTH CENTERS OF SWF LABS | 2 | 741 | 106 | 12% | 849 |
| Tampa Lakes Health and Rehabilitation Center | 2 | 772 | 73 | 9% | 847 |
| AUGUSTUS LABS LLC | | 696 | 147 | 17% | 843 |
| DAIRY ROAD URGENT CARE | 2 | 695 | 137 | 16% | 834 |
| CENTRAL FLORIDA HEALTH CARE INC | | 714 | 118 | 14% | 832 |
| ANY LAB TEST NOW | 1 | 565 | 265 | 32% | 831 |
| BERNHARDT LABORATORIES | 2 | 749 | 78 | 9% | 829 |
| Fernandina Beach Rehabilitation and Nursing Center | 1 | 809 | 19 | 2% | 829 |
| PRIMARY CARE SERVICES AT ST ANDREWS ESTATES | | 827 | 1 | 0% | 828 |
| PALACE NURSING HOME & REHAB CENTER | | 787 | 40 | 5% | 827 |
| CLINICAL PATHOLOGY LABS INC | | 741 | 83 | 10% | 824 |
| PEBBLEBROOK PHARMACY | 1 | 689 | 130 | 16% | 820 |
| FLORIDA HOSPITAL ORLANDO | | 743 | 74 | 9% | 817 |
| FG RAPID RESULTS | 5 | 470 | 341 | 42% | 816 |
| LIFE CARE CENTER OF NEW PORT RICHEY | | 778 | 37 | 5% | 815 |
| FLORIDA GULF COAST UNIVERSITY | | 620 | 195 | 24% | 815 |
| PRIMARY CARE SERVICES AT INDIAN RIVER ESTATES | | 790 | 25 | 3% | 815 |
| ASAP LABS LLC | 7 | 655 | 151 | 19% | 813 |
| ASCENSION ST VINCENT'S - CLAY | | 775 | 35 | 4% | 810 |
| Victoria Nursing and Rehabilitation Center | | 751 | 54 | 7% | 805 |
| AMERICAN MEDICAL RESPONSE | | 793 | 8 | 1% | 801 |
| FLAGLER COUNTY HEALTH DEPARTMENT | 3 | 620 | 177 | 22% | 800 |
| GOLDEN GATE FAMILY CLINIC | | 332 | 467 | 58% | 799 |
| DYNIX DIAGNOSTICS | 2 | 528 | 269 | 34% | 799 |
| NITE LITE PEDIATRICS | | 234 | 564 | 71% | 798 |
| TELESCOPE HEALTH LLC | 4 | 671 | 121 | 15% | 796 |
| NONE | | 308 | 487 | 61% | 795 |
| SOUTHEAST ALABAMA MEDICAL CENT | | 733 | 56 | 7% | 789 |
| POINT WASHINGTON MEDICAL CLINIC | 1 | 578 | 208 | 26% | 787 |

COVID-19: testing by laboratory

Data through Apr 14, 2021 verified as of Apr 15, 2021 at 09:25 AM

Data in this report are provisional and subject to change.

The numbers in the table below represent the number of Florida and non-Florida residents for whom test results were received by the Department of Health. A person can be tested by more than one laboratory and can have both positive and negative results. **Therefore, the sum of the numbers in each column will be larger than the total number of people tested.**

| Reporting lab | Inconclusive | Negative | Positive | Percent positive | Total |
|--|--------------|----------|----------|------------------|-------|
| VITAS HEALTHCARE CORPORATION OF FLA | 1 | 780 | 5 | 1% | 786 |
| EXPRESS PHARMACY | | 722 | 57 | 7% | 779 |
| RESTORE HEALTH URGENT CARE | | 629 | 149 | 19% | 778 |
| VENICE REGIONAL BAYFRONT HEALTH (PULMONARY) | | 637 | 130 | 17% | 767 |
| GULF COAST VILLAGE | | 725 | 41 | 5% | 766 |
| MILLER BIOCONNECT | | 694 | 72 | 9% | 766 |
| KENDALL HEALTHCARE PROPERTIES DBA | 2 | 733 | 28 | 4% | 763 |
| WILLOWBROOKE COURT AT EDGEWATER POINTE ESTATES | | 753 | 9 | 1% | 762 |
| ADVENTHEALTH MEDICAL GROUP PROMPT CARE | | 547 | 215 | 28% | 762 |
| MOORINGS PARK INSTITUTE, INC, THE | | 731 | 30 | 4% | 761 |
| PEDIATRIC HEALTHCARE ALLIANCE | | 717 | 44 | 6% | 761 |
| AFC URGENT CARE CLEARWATER | 1 | 171 | 588 | 77% | 760 |
| ETHOS WELLNESS PHARMACY | | 708 | 48 | 6% | 756 |
| NORTHEAST FLORIDA NEUROLOGY CLINICS, INC | | 637 | 113 | 15% | 750 |
| ORLANDO HEALTH AND REHAB CENTER | | 705 | 45 | 6% | 750 |
| PALM GARDEN OF VERO BEACH | | 699 | 48 | 6% | 747 |
| NORTH FL SOUTH GA HCS-LAKE CITY | | 726 | 17 | 2% | 743 |
| SANTA ROSA MEDICAL GROUP | | 575 | 167 | 23% | 742 |
| CITY MEDICAL OF NEW JERSEY, PC | | 674 | 68 | 9% | 742 |
| ADVENT HEALTH LAB - ORLANDO | | 434 | 306 | 41% | 740 |
| PHYSICIANS STAT LAB INC | | 647 | 91 | 12% | 738 |
| MAIN STREET MEDICAL CENTER | | 208 | 529 | 72% | 737 |
| MEDICAL CENTER OF DELTONA, INC | | 630 | 106 | 14% | 736 |
| BOND AND STEELE CLINIC PA | | 530 | 206 | 28% | 736 |
| BOND CLINIC PA PEDIATRICS DEPT | | 677 | 51 | 7% | 728 |
| BOCA GRANDE HEALTH CLINIC | | 687 | 39 | 5% | 726 |
| WHITE-WILSON MEDICAL CENTER - FORT WALTON BEACH | | 701 | 23 | 3% | 724 |
| CARITHERS PEDIATRIC GROUP | | 667 | 57 | 8% | 724 |
| Crestview Rehabilitation Center | 5 | 583 | 129 | 18% | 717 |
| DISNEY COVID TEST SITE | | 703 | 14 | 2% | 717 |
| MOUNT SINAI LABORATORY | | 680 | 34 | 5% | 714 |
| LIFE CARE CENTER OF PENSACOLA | | 657 | 49 | 7% | 706 |
| GRAND COURT TAMPA | | 701 | 4 | 1% | 705 |
| J AND G MEDICAL GROUP LLC | | 580 | 123 | 17% | 703 |
| ORANGE BLOSSOM FAMILY HEALTH | | 666 | 36 | 5% | 702 |
| TOTAL RENAL LABORATORIES INC DBA DAVITA LABS | | 593 | 103 | 15% | 696 |
| PREMIER MEDICAL LABORATORY SERVICES | 2 | 468 | 225 | 32% | 695 |
| BUFFALO CROSSING HEALTHCARE & REHABILITATION CTR | | 676 | 16 | 2% | 692 |
| LIFE CARE CENTER OF ORANGE PARK | | 658 | 32 | 5% | 690 |
| WHITE WILSON MEDICAL CENTER PA - NAVARRE | | 567 | 123 | 18% | 690 |
| MANOR PINES CONVALESCENT CENTER LLC | 1 | 666 | 23 | 3% | 690 |
| ARTHREX MEDICAL CENTER | 1 | 553 | 134 | 19% | 688 |
| BRISTOL AT TAMPA, THE | 4 | 671 | 13 | 2% | 688 |
| NCH HEALTHCARE SYSTEM MICROBIOLOGY LAB | | 2 | 685 | 100% | 687 |
| THE PRESERVE | | 674 | 10 | 1% | 684 |
| GULF COAST MOLECULAR LABORATORIES | 13 | 566 | 104 | 15% | 683 |
| PEDIATRIC HEALTHCARE ALLIANCE PA | | 627 | 56 | 8% | 683 |

COVID-19: testing by laboratory

Data through Apr 14, 2021 verified as of Apr 15, 2021 at 09:25 AM

Data in this report are provisional and subject to change.

The numbers in the table below represent the number of Florida and non-Florida residents for whom test results were received by the Department of Health. A person can be tested by more than one laboratory and can have both positive and negative results. **Therefore, the sum of the numbers in each column will be larger than the total number of people tested.**

| Reporting lab | Inconclusive | Negative | Positive | Percent positive | Total |
|---|--------------|----------|----------|------------------|-------|
| SUWANNEE HEALTH AND REHABILITATION CENTER | | 677 | 5 | 1% | 682 |
| JOHN KNOX VILLAGE HEALTH CENTER | | 655 | 27 | 4% | 682 |
| NATURE COAST MEDICAL GROUP | | 561 | 117 | 17% | 678 |
| MEDICAL FP – WHOLE FAMILY HEALTH CENTER | | 556 | 120 | 18% | 676 |
| FORT MYERS INTERNAL MEDICINE, LLC | | 609 | 65 | 10% | 674 |
| BHA CENTRAL COUNTY CLINIC | | 599 | 74 | 11% | 673 |
| TREE HOUSE PEDIATRICS PLLC | | 606 | 67 | 10% | 673 |
| MEDONE URGENT CARE CENTER | | 449 | 223 | 33% | 672 |
| MINI ER ADULT AND PEDIATRIC URGENT CARE | | 574 | 98 | 15% | 672 |
| DIAMOND RIDGE HEALTH AND REHABILITATION | | 634 | 35 | 5% | 669 |
| VETERANS AFFAIRS MEDICAL CENTER | 1 | 44 | 618 | 93% | 663 |
| CLINICAL ENTERPRISE, INC | | 642 | 21 | 3% | 663 |
| MANOR CARE HEALTH SERVICES - FT MYERS | | 636 | 26 | 4% | 662 |
| BALDWIN PEDIATRICS | 1 | 630 | 31 | 5% | 662 |
| ST JOHN'S NURSING CENTER | | 637 | 24 | 4% | 661 |
| CLEWISTON NURSING AND REHABILITATION CENTER | | 647 | 14 | 2% | 661 |
| EDEN SPRINGS NURSING AND REHAB CENTER | | 549 | 111 | 17% | 660 |
| HOLMES REGIONAL MEDICAL CENTER | | 11 | 646 | 98% | 657 |
| POINT OF CARE TESTING SITE | | 630 | 26 | 4% | 656 |
| PALM GARDEN OF CLEARWATER | | 637 | 18 | 3% | 655 |
| MEDONE URGENT CARE AT ST. AUGUSTINE | | 225 | 428 | 66% | 653 |
| NCH HEALTHCARE BONITA | | 515 | 138 | 21% | 653 |
| GOLDEN GLADES NURSING & REHABILITATION CTR | | 633 | 18 | 3% | 651 |
| MAVERICK LABS | | 461 | 189 | 29% | 650 |
| Southern Oaks Care Center | 1 | 609 | 38 | 6% | 648 |
| LIFE CARE CENTER OF HILLIARD | | 623 | 22 | 3% | 645 |
| WILLOW BROOKE COURT AT INDIAN RIVER ESTATES | | 599 | 45 | 7% | 644 |
| MID-FLORIDA PATHOLOGY | | 480 | 164 | 25% | 644 |
| CHILDRENS CLINIC WEST FLORIDA PEDIATRICS | | 588 | 53 | 8% | 641 |
| VITAS HEALTHCARE CORP OF CENTRAL FL | | 614 | 25 | 4% | 639 |
| RAINBOW PEDIATRIC CENTER PA | | 598 | 40 | 6% | 638 |
| MAYFLOWER ASSISTED LIVING | | 627 | 7 | 1% | 634 |
| Signature HealthCare Center of Waterford | | 599 | 35 | 6% | 634 |
| EMERALD SHORES HEALTH AND REHABILITATION | | 535 | 97 | 15% | 632 |
| PHYSICIANS PRIMARY CARE LAB | 1 | 552 | 77 | 12% | 630 |
| CLIFFORD CHESTER SIMS STATE VETERANS | | 618 | 12 | 2% | 630 |
| NSPIRE HEALTHCARE MIAMI LAKES | 8 | 603 | 15 | 2% | 626 |
| WATSON THERAPEUTICS INC | 1 | 592 | 33 | 5% | 626 |
| VETERANS AFFAIRS MEDICAL CENTER - JAMES A HALEY | | | 624 | 100% | 624 |
| SAINTS 120 LLC | 1 | 589 | 34 | 5% | 624 |
| OCALA FAMILY MEDICAL CENTER INC | 2 | 540 | 77 | 12% | 619 |
| SEBASTIAN RIVER MEDICAL CENTER | 3 | 441 | 174 | 28% | 618 |
| CONSULATE HEALTHCARE OF VERO BEACH | 14 | 520 | 83 | 13% | 617 |
| SHORE ACRES CARE CENTER | | 576 | 40 | 6% | 616 |
| BALDOMERO LOPEZ STATE VETERANS NURSING HOME | 2 | 607 | 5 | 1% | 614 |
| SABAL PALMS HEALTH AND REHAB | | 560 | 53 | 9% | 613 |
| HOLY CROSS HOSPITAL | | 12 | 598 | 98% | 610 |

COVID-19: testing by laboratory

Data through Apr 14, 2021 verified as of Apr 15, 2021 at 09:25 AM

Data in this report are provisional and subject to change.

The numbers in the table below represent the number of Florida and non-Florida residents for whom test results were received by the Department of Health. A person can be tested by more than one laboratory and can have both positive and negative results. **Therefore, the sum of the numbers in each column will be larger than the total number of people tested.**

| Reporting lab | Inconclusive | Negative | Positive | Percent positive | Total |
|---|--------------|----------|----------|------------------|-------|
| CONTINENTAL CLINICAL RESEARCH, LLC | | 538 | 70 | 12% | 608 |
| SEMINOLE NURSING PAVILION | | 598 | 8 | 1% | 606 |
| BAPTIST PRIMARY CARE | 2 | 486 | 115 | 19% | 603 |
| QUOTIENT SCIENCES | | 584 | 19 | 3% | 603 |
| LIFEBRITE | 2 | 383 | 216 | 36% | 601 |
| DASCENA, INC | 3 | 537 | 60 | 10% | 600 |
| PATIENTS FIRST - MAHAN DRIVE | | 164 | 436 | 73% | 600 |
| PALM GARDEN OF TAMPA | | 570 | 29 | 5% | 599 |
| HMA SANTA ROSA MEDICAL CENTER LLC DBA | | 476 | 122 | 20% | 598 |
| CHURCH OF SCIENTOLOGY FLAG SERVICE ORGANIZATION | | 581 | 14 | 2% | 595 |
| MANOR CARE NURSING CENTER OF SARASOTA FL LLC | | 508 | 87 | 15% | 595 |
| CHILDRENS MEDICAL ASSOCIATION PA | | 527 | 68 | 11% | 595 |
| AMERICA'S PHARMACY LLC | | 523 | 71 | 12% | 594 |
| HEARTLAND PEDIATRICS OF LAKE WALES | | 538 | 56 | 9% | 594 |
| VALENCIA HILLS HEALTH AND REHABILITATION CENTER | | 580 | 14 | 2% | 594 |
| EXPRESS URGENT CARE LLC | | 1 | 592 | 100% | 593 |
| SIGNATURE HEALTHCARE OF BROOKWOOD GARDENS | | 584 | 9 | 2% | 593 |
| RUSKIN HEALTH CENTER | 1 | 366 | 225 | 38% | 592 |
| BROOKDALE FORT MYERS CYPRESS LAKE | | 590 | 2 | 0% | 592 |
| DXTERITY DIAGNOSTICS | 2 | 551 | 37 | 6% | 590 |
| THERADOC | | 152 | 438 | 74% | 590 |
| HARBOUR HEALTH CENTER | | 572 | 17 | 3% | 589 |
| VILLA MARIA NURSING & REHAB CENTER INC | 1 | 570 | 16 | 3% | 587 |
| AFC URGENT CARE FAMILY CARE | | | 586 | 100% | 586 |
| SOLARIS HEALTHCARE LAKE CITY | | 484 | 102 | 17% | 586 |
| SHORELINE PHYSICIAN GROUP | | 364 | 219 | 38% | 583 |
| PIONEER CLINICAL LAB LLC | | 474 | 107 | 18% | 581 |
| Plantation Bay Rehabilitation Center | | 557 | 24 | 4% | 581 |
| Palm Garden of Ocala | | 478 | 98 | 17% | 576 |
| PALMETTO FAMILY HEALTHCARE | 1 | 371 | 201 | 35% | 573 |
| TENNESSEE DOH - NASHVILLE | 2 | 504 | 66 | 12% | 572 |
| MEDICAL VB | | 451 | 121 | 21% | 572 |
| ADVENT HEALTH - DELTONA ER | | 475 | 95 | 17% | 570 |
| PRINCIPLE LABORATORY | 8 | 550 | 10 | 2% | 568 |
| ECCOLAB GROUP | 1 | 148 | 418 | 74% | 567 |
| MICHAEL A MIDDLETON MD PA | | 536 | 29 | 5% | 565 |
| INTERNAL MEDICINE & PEDIATRICS OF TAMPA BAY PA | | 489 | 76 | 13% | 565 |
| UNIVERSITY OF TAMPA INC, THE | | 547 | 17 | 3% | 564 |
| FHMG FLORIDA HOSPITAL MEDICAL GROUP | | 521 | 42 | 7% | 563 |
| PREMIER MEDICAL CENTER LLC | 11 | 523 | 28 | 5% | 562 |
| NAPLES CHILDREN'S URGENT CARE | | 491 | 70 | 12% | 561 |
| NEMOURS CHILDERN'S HOSPITAL | | 453 | 108 | 19% | 561 |
| FOUNTAIN MANOR HEALTH AND REHAB CENTER | 1 | 540 | 20 | 4% | 561 |
| FLORIDA HOSPITAL WAUCHULA | | 417 | 142 | 25% | 559 |
| WELL-BEING MEDICAL CENTER PLLC | | 508 | 51 | 9% | 559 |
| HEALTH CENTER AT BRENTWOOD | 1 | 511 | 46 | 8% | 558 |
| AFC URGENT CARE | | 157 | 400 | 72% | 557 |

COVID-19: testing by laboratory

Data through Apr 14, 2021 verified as of Apr 15, 2021 at 09:25 AM

Data in this report are provisional and subject to change.

The numbers in the table below represent the number of Florida and non-Florida residents for whom test results were received by the Department of Health. A person can be tested by more than one laboratory and can have both positive and negative results. **Therefore, the sum of the numbers in each column will be larger than the total number of people tested.**

| Reporting lab | Inconclusive | Negative | Positive | Percent positive | Total |
|--|--------------|----------|----------|------------------|-------|
| HOPE HOSPICE AND COMMUNITY SERVICES INC | 14 | 523 | 20 | 4% | 557 |
| MANOR OAKS NURSING & REHAB CENTER | 5 | 550 | 2 | 0% | 557 |
| FLORIDA HOSPITAL MEDICAL GROUP | | 329 | 227 | 41% | 556 |
| DOH – INDIAN RIVER | | 465 | 90 | 16% | 555 |
| The Sands at South Beach | | 549 | 4 | 1% | 553 |
| PALM GARDEN OF JACKSONVILLE□ | 2 | 471 | 80 | 14% | 553 |
| FLORIDA DEPARTMENT OF HEALTH IN CALHOUN COUNTY | | 419 | 133 | 24% | 552 |
| VETERANS AFFAIRS MEDICAL CENTER - GAINESVILLE | | 3 | 548 | 99% | 551 |
| SOUTHERN LABORATORY SERVICES OF NWF | | 511 | 38 | 7% | 549 |
| AFC URGENT CARE SEMINOLE | 1 | | 546 | 100% | 547 |
| VETERANS AFFAIRS MEDICAL CENTER - BAY PINES | | 18 | 529 | 97% | 547 |
| VITAE DIAGNOSTICS | | 534 | 13 | 2% | 547 |
| NCF DIAGNOSTICS & DNA TECHNOLOGIES | 15 | 213 | 318 | 58% | 546 |
| ARCPPOINTS LABS | | 479 | 67 | 12% | 546 |
| The Manor at Blue Water Bay | | 485 | 60 | 11% | 545 |
| URGENT CARE EXPRESS LLC | | 207 | 338 | 62% | 545 |
| NEW YORK HOSPITAL LABORATORIES | 1 | 530 | 14 | 3% | 545 |
| AFC URGENT CARE TYRONE | | 4 | 541 | 99% | 545 |
| COASTAL URGENT CARE | | 428 | 116 | 21% | 544 |
| DOCTORS CENTER,THE | | 432 | 111 | 20% | 543 |
| THE PALACE AT HOMESTEAD | 1 | 521 | 21 | 4% | 543 |
| RICARDO NAVARRO DO PA | | 461 | 78 | 14% | 539 |
| FIRST CHOICE PEDIATRICS | | 434 | 104 | 19% | 538 |
| WEST GABLES HEALTH CARE CENTER | | 525 | 11 | 2% | 536 |
| FLOMEDILAB | | 300 | 235 | 44% | 535 |
| CARE ONE OF FLORIDA | 1 | 378 | 156 | 29% | 535 |
| MEMORIAL PEMBROKE 24/7 CARE CENTER | | 411 | 123 | 23% | 534 |
| MEDICAL CENTER CLINIC-IMMEDIATE CARE | 1 | 423 | 104 | 20% | 528 |
| MED FAST URGENT CARE CENTER | | 260 | 268 | 51% | 528 |
| RIVER GARDEN HEBREW HOME FOR THE AGED | | 470 | 56 | 11% | 526 |
| JACKSON MEMORIAL PERDUE MEDICAL CENTER | | 497 | 28 | 5% | 525 |
| JACKSON MEMORIAL LONG TERM CARE CENTER | | 492 | 32 | 6% | 524 |
| LAUDERDALE NURSING CENTER LLC | 1 | 502 | 19 | 4% | 522 |
| CITRUS NURSING CENTER LLC | | 473 | 47 | 9% | 520 |
| NURSING PLUS OF BROWARD LLC | 1 | 496 | 22 | 4% | 519 |
| LIFE CARE CENTER OF PALM BAY□ | | 490 | 28 | 5% | 518 |
| DBI HEALTH INC | | 502 | 15 | 3% | 517 |
| STEWART SEBASTIAN RIVER MEDICAL CENTER | | 459 | 57 | 11% | 516 |
| FLORIDA DEPARTMENT OF HEALTH CLAY COUNTY | 1 | 416 | 98 | 19% | 515 |
| ENZO CLINICAL LABS INC | 3 | 486 | 25 | 5% | 514 |
| MEDFAST URGENT CARE CENTERS | | 231 | 283 | 55% | 514 |
| HILLCREST HEALTH CARE & REHABILITATION CENTER | 3 | 494 | 15 | 3% | 512 |
| Good Samaritan Society Kissimmee Village | | 446 | 65 | 13% | 511 |
| BENTON PEDIATRICS INC | | 457 | 54 | 11% | 511 |
| Palm Garden of Largo | | 507 | 4 | 1% | 511 |
| CHAUTAUQUA REHABILITATION AND NURSING CENTER | | 500 | 10 | 2% | 510 |
| LITTLE PINE PEDIATRICS PLLC | 3 | 445 | 61 | 12% | 509 |

COVID-19: testing by laboratory

Data through Apr 14, 2021 verified as of Apr 15, 2021 at 09:25 AM

Data in this report are provisional and subject to change.

The numbers in the table below represent the number of Florida and non-Florida residents for whom test results were received by the Department of Health. A person can be tested by more than one laboratory and can have both positive and negative results. **Therefore, the sum of the numbers in each column will be larger than the total number of people tested.**

| Reporting lab | Inconclusive | Negative | Positive | Percent positive | Total |
|--|--------------|----------|----------|------------------|-------|
| PALM GARDEN OF WINTER HAVEN | 3 | 489 | 16 | 3% | 508 |
| ST CLOUD REGIONAL MEDICAL CENTER CLINICAL LAB | | 394 | 113 | 22% | 507 |
| ANCIENT CITY PEDIATRICS | 1 | 486 | 20 | 4% | 507 |
| SUSANNA WESLEY HEALTH CENTER | | 469 | 37 | 7% | 506 |
| SUNSHINE URGENT CARE LLC | | 352 | 154 | 30% | 506 |
| HERON POINTE HEALTH AND REHABILITATION | 1 | 502 | 3 | 1% | 506 |
| BROWARD PARTNERSHIP | 6 | 492 | 8 | 2% | 506 |
| CARENOW | 2 | 283 | 218 | 43% | 503 |
| ORLANDO HEALTH CENTER FOR REHABILITATION | | 486 | 14 | 3% | 500 |
| ADVENTHEALTH MEDICAL GROUP PROMPT CAR | 1 | 368 | 131 | 26% | 500 |
| HOSPICE OF THE FLORIDA SUNCOAST,THE | | 495 | 4 | 1% | 499 |
| CLINICAL PATHOLOGY LABS | | 388 | 111 | 22% | 499 |
| GANDY CROSSING CARE CENTER | 1 | 482 | 16 | 3% | 499 |
| MANOR AT CARPENTERS | | 465 | 32 | 6% | 497 |
| ASCEND CLINICAL | 7 | 415 | 75 | 15% | 497 |
| SOLARIS HEALTHCARE OSCEOLA | | 471 | 25 | 5% | 496 |
| ADDINGTON PLACE AT WELLINGTON GREEN | | 485 | 10 | 2% | 495 |
| PW WINDERMERE SUBTENANT LLC | | 492 | 3 | 1% | 495 |
| PARKLANDS FACILITY INC | 4 | 448 | 42 | 9% | 494 |
| FLO-MEDILAB SERVICES LLC | | 194 | 299 | 61% | 493 |
| Solaris Healthcare Daytona | 2 | 442 | 47 | 10% | 491 |
| SANDBAY URGENT CARE | | 396 | 95 | 19% | 491 |
| MAGNOLIA FAMILY URGENT CARE | | 440 | 47 | 10% | 487 |
| Quest Diag Unspecifd | 1 | 325 | 161 | 33% | 487 |
| ADVENT HEALTH - WESTCHASE ER | | 420 | 67 | 14% | 487 |
| E-LAB OF FLORIDA | | 439 | 47 | 10% | 486 |
| GOOD SAMARITAN CENTER | | 482 | 3 | 1% | 485 |
| MEDIPATH | | 57 | 427 | 88% | 484 |
| Ocala Health and Rehabilitation Center | | 461 | 22 | 5% | 483 |
| FAIRWAY OAKS CENTER LLC | 6 | 471 | 6 | 1% | 483 |
| ORLANDO VA MEDICAL CENTER | | 2 | 480 | 100% | 482 |
| NORTH FLORIDA RETIREMENT VILLAGE | | 479 | 3 | 1% | 482 |
| Cypress Cove Care Center | | 382 | 100 | 21% | 482 |
| MEMPHIS PATHOLOGY LABORATORY | 5 | 454 | 23 | 5% | 482 |
| NEW PLANT CITY FAMILY CARE | 1 | 262 | 218 | 45% | 481 |
| HARTS HARBOR HEALTH CARE CENTER | | 457 | 24 | 5% | 481 |
| PALM GARDEN OF ORLANDO | | 446 | 34 | 7% | 480 |
| FLORIDA HOSPITAL HEARTLAND MED CTR LAKE PLACID | | 373 | 107 | 22% | 480 |
| Colonial Lakes Health Care | | 434 | 45 | 9% | 479 |
| CONSULATE HEALTH CARE OF BAYONET POINT | 4 | 467 | 7 | 1% | 478 |
| MOBILE MEDICAL ASSOCIATES PL | 17 | 408 | 52 | 11% | 477 |
| NAVAL HOSPITAL - JACKSONVILLE | | 137 | 340 | 71% | 477 |
| ADVENTHEALTH EXPRESS CARE AT WALGREENS 49TH STREET | | 405 | 71 | 15% | 476 |
| Williston Care Center | | 411 | 63 | 13% | 474 |
| NEW YORK PRESBYTERIAN - CUMC CLINICAL | | 455 | 18 | 4% | 473 |
| STARKE FAMILY MEDICAL CENTER | | 381 | 92 | 19% | 473 |
| MOOSEHAVEN HEALTH CENTER | | 429 | 43 | 9% | 472 |

COVID-19: testing by laboratory

Data through Apr 14, 2021 verified as of Apr 15, 2021 at 09:25 AM

Data in this report are provisional and subject to change.

The numbers in the table below represent the number of Florida and non-Florida residents for whom test results were received by the Department of Health. A person can be tested by more than one laboratory and can have both positive and negative results. **Therefore, the sum of the numbers in each column will be larger than the total number of people tested.**

| Reporting lab | Inconclusive | Negative | Positive | Percent positive | Total |
|--|--------------|----------|----------|------------------|-------|
| PORT SAINT LUCIE HOSPITAL | | 463 | 9 | 2% | 472 |
| NTD_EUROFINS_AIMS | | 429 | 40 | 9% | 469 |
| EPN URGENT CARE | | 83 | 386 | 82% | 469 |
| MEDSCAN LABORATORY INC | 1 | 253 | 215 | 46% | 469 |
| TIDEWELL HOSPICE INC | 2 | 459 | 7 | 1% | 468 |
| ABBEY DELRAY | | 461 | 6 | 1% | 467 |
| Solaris HealthCare Windermere | | 434 | 33 | 7% | 467 |
| Consulate Health Care of North Fort Myers | | 453 | 13 | 3% | 466 |
| ADVENT HEALTH - TIMBERRIDGE ER | | 392 | 74 | 16% | 466 |
| BROOKDALE PALMER RANCH | 1 | 407 | 57 | 12% | 465 |
| Darcy Hall Of Life Care | | 451 | 13 | 3% | 464 |
| ELLENTON PEDIATRICS | | 445 | 19 | 4% | 464 |
| APLS SERVICES LLC D/B/A CLEAR DIAGNOSTICS | 13 | 443 | 8 | 2% | 464 |
| VITAS LUTHERAN TOWERS INPATIENT PROGRAM | | 400 | 64 | 14% | 464 |
| TRINITY REGIONAL REHAB CENTER | | 443 | 21 | 5% | 464 |
| BONIFAY NURSING AND REHAB CENTER | | 433 | 31 | 7% | 464 |
| PEDIATRIC ASSOCIATES OF OCALA PA | | 425 | 36 | 8% | 461 |
| THE PALACE MANAGEMENT - THE PALACE AT CORAL GABLES | | 458 | 3 | 1% | 461 |
| PEDIATRICS BY THE SEA | | 437 | 23 | 5% | 460 |
| DIGNITY HEALING, LLC | | 443 | 16 | 3% | 459 |
| PLANT CITY PEDIATRICS | 1 | 366 | 90 | 20% | 457 |
| CLERMONT HEALTH AND REHABILITATION CENTER | | 424 | 32 | 7% | 456 |
| CLARIDGE HOUSE NURSING CENTER | | 437 | 18 | 4% | 455 |
| ASSOCIATESMD MEDICAL GROUP INC | | 389 | 66 | 15% | 455 |
| PINES OF SARASOTA | | 445 | 9 | 2% | 454 |
| EMERALD COAST PEDIATRICS & ADOL | | 391 | 63 | 14% | 454 |
| Parkview Rehabilitation Center at Winter Park | | 443 | 10 | 2% | 453 |
| VITAS HEALTHCARE CORPORATION | | 447 | 5 | 1% | 452 |
| Q ANSWER LAB | 1 | 392 | 59 | 13% | 452 |
| BROOKSVILLE HEALTHCARE CENTER LLC | | 438 | 13 | 3% | 451 |
| Santa Rosa Center for Rehabilitation and Healing | | 380 | 71 | 16% | 451 |
| UNIVERSITY OF TAMPA STUDENT HEALTH AND SHC CLINICAL LABORATORY | | 287 | 164 | 36% | 451 |
| BAPTIST PRIMARY CARE, INC | | 420 | 30 | 7% | 450 |
| HEALTHY STEPS PEDIATRICS | | 402 | 47 | 10% | 449 |
| JAMES A HALEY VETERANS HOSPITAL | | | 449 | 100% | 449 |
| SOLARIS HEALTHCARE MERRITT ISLAND | | 402 | 47 | 10% | 449 |
| KINDRED HOSPITAL | 10 | 418 | 21 | 5% | 449 |
| AMEERAH LABS, LLC | 2 | 361 | 84 | 19% | 447 |
| DIAMOND RIDGE HEALTH AND REHABILITATION CENTER | | 424 | 22 | 5% | 446 |
| THE SPRINGS AT BOCA CIEGA BAY | | 435 | 11 | 2% | 446 |
| SMA SPECIALTY MEDICAL LAB | | 120 | 326 | 73% | 446 |
| PENSACOLA PEDIATRICS MILTON | | 388 | 56 | 13% | 444 |
| NORTH FLORIDA REHABILITATION & SPECIALTY CARE | | 436 | 6 | 1% | 442 |
| EMERITUS AT NAPLES | 2 | 439 | 1 | 0% | 442 |
| PEDIATRICS IN BREVARD PA | | 385 | 56 | 13% | 441 |
| ST ANDREWS BAY SKILLED NURSING & | | 379 | 61 | 14% | 440 |
| Life Care Center of Punta Gorda | 1 | 424 | 14 | 3% | 439 |

COVID-19: testing by laboratory

Data through Apr 14, 2021 verified as of Apr 15, 2021 at 09:25 AM

Data in this report are provisional and subject to change.

The numbers in the table below represent the number of Florida and non-Florida residents for whom test results were received by the Department of Health. A person can be tested by more than one laboratory and can have both positive and negative results. **Therefore, the sum of the numbers in each column will be larger than the total number of people tested.**

| Reporting lab | Inconclusive | Negative | Positive | Percent positive | Total |
|---|--------------|----------|----------|------------------|-------|
| Manatee Springs Rehabilitation and Nursing Center | | 419 | 20 | 5% | 439 |
| PALM BEACH COUNTY FIREFIGHTERS HEALTH CLINIC, LLC | | 372 | 66 | 15% | 438 |
| UNIVERSITY OF CENTRAL FLORIDA HEALTH SERVICES | | 424 | 14 | 3% | 438 |
| SOLARIS HEALTHCARE BAYONET POINT | | 420 | 17 | 4% | 437 |
| ROLLINS COLLEGE WELLNESS CENTER | | 130 | 307 | 70% | 437 |
| Bardmoor Oaks Healthcare and Rehabilitation Center | | 422 | 14 | 3% | 436 |
| PRO HEALTH | | 188 | 248 | 57% | 436 |
| QUALITOX LABORATORIES | | 252 | 182 | 42% | 434 |
| INDIAN RIVER CTR, LLC | | 382 | 52 | 12% | 434 |
| APP-UNIPATH, LLC | 2 | 416 | 15 | 3% | 433 |
| FAMILY CARE PARTNERS OF NORTHEAST FLORIDA LLC | | 355 | 77 | 18% | 432 |
| FLORIDA DEPT OF HEALTH IN BREVARD COUNTY | 3 | 364 | 63 | 15% | 430 |
| AVECINA MEDICAL JULINGTON | 1 | 240 | 189 | 44% | 430 |
| TREASURE COAST COMMUNITY HEALTH | 3 | 356 | 71 | 17% | 430 |
| ABBOTT DIAGNOSTICS | | 408 | 21 | 5% | 429 |
| PALM GARDEN OF WEST PALM BEACH | 4 | 409 | 15 | 4% | 428 |
| WHITE-WILSON MEDICAL CENTER - NICEVILLE | | 381 | 47 | 11% | 428 |
| AMBULATORY SURGERY CENTER OF BOCA RATON LTD | | 424 | 4 | 1% | 428 |
| MANORCARE HEALTH SERVICES - VENICE | | 371 | 56 | 13% | 427 |
| FAMILY EXPRESS URGENT CARE | | 5 | 420 | 99% | 425 |
| ORCHARD PARK HEALTH & REHABILITATION | | 420 | 5 | 1% | 425 |
| FLORIDA DEPARTMENT OF HEALTH IN LIBERTY COUNTY | 3 | 324 | 97 | 23% | 424 |
| ENCOMPASS HEALTH REHABILITATION HOSPITAL OF SUNRISE | 8 | 409 | 7 | 2% | 424 |
| University Crossing | | 421 | 2 | 0% | 423 |
| AYERS HEALTH & REHABILITATION CENTER | | 415 | 7 | 2% | 422 |
| HEALTHWORKS MED GROUP OF FLORIDA PA | 3 | 410 | 9 | 2% | 422 |
| Destin Healthcare and Rehabiliation Center | 1 | 381 | 40 | 9% | 422 |
| LEHIGH REGIONAL MEDICAL CENTER LAB | 2 | 372 | 47 | 11% | 421 |
| GARCIA CLINICAL LABORATORY | | 28 | 392 | 93% | 420 |
| ST PETERSBURG PEDIATRICS-PARK BLVD | | 380 | 39 | 9% | 419 |
| Bayside Care Center | 1 | 398 | 20 | 5% | 419 |
| THE VILLAGES REGIONAL HOSPITAL FREESTANDING | | 376 | 42 | 10% | 418 |
| VILLAGE DOCTORS OF KEYSTONE | | 333 | 84 | 20% | 417 |
| SEASIDE HEALTH AND REHABILITATION CENTER | | 359 | 58 | 14% | 417 |
| TUSKAWILLA NURSING AND REHAB CENTER | 2 | 406 | 7 | 2% | 415 |
| BLOUNTSTOWN REHABILITATION CENTER LLC | | 307 | 106 | 26% | 413 |
| AVANTE AT OCALA INC | 2 | 379 | 31 | 8% | 412 |
| PALMS OF SEBRING | | 375 | 37 | 9% | 412 |
| FLORIDA DEPARTMENT OF HEALTH | | 361 | 51 | 12% | 412 |
| WATERMARK LAKE POINTE WOODS LLC | | 394 | 18 | 4% | 412 |
| Life Care Center of Ocala | | 342 | 69 | 17% | 411 |
| WELL HEALTH WORKS | 1 | 363 | 46 | 11% | 410 |
| MINUTECLINIC LLC #3671 | | 366 | 44 | 11% | 410 |
| Timberidge Center for Rehabilitation and Healing | | 375 | 35 | 9% | 410 |
| Heartland Healthcare of Ft. Myers | 1 | 406 | 2 | 0% | 409 |
| LIFE CARE CENTER OF WINTER HAVEN | | 390 | 18 | 4% | 408 |
| DIAGNOSTIC & CLINICAL CARE SERVICES INC DBA | | 326 | 82 | 20% | 408 |

COVID-19: testing by laboratory

Data through Apr 14, 2021 verified as of Apr 15, 2021 at 09:25 AM

Data in this report are provisional and subject to change.

The numbers in the table below represent the number of Florida and non-Florida residents for whom test results were received by the Department of Health. A person can be tested by more than one laboratory and can have both positive and negative results. **Therefore, the sum of the numbers in each column will be larger than the total number of people tested.**

| Reporting lab | Inconclusive | Negative | Positive | Percent positive | Total |
|---|--------------|----------|----------|------------------|-------|
| BROOKDALE LAKE TAVARES | | 402 | 6 | 1% | 408 |
| TIDE LABORATORIES | | 362 | 45 | 11% | 407 |
| MANOR CARE OF BOYNTON BEACH LLC | | 382 | 24 | 6% | 406 |
| PruittHealth Panama City | 1 | 341 | 64 | 16% | 406 |
| ST PETERSBURG PEDIATRICS-SEMINOLE BLVD | | 335 | 71 | 17% | 406 |
| SUNLAND MARIANNA COX MEDICAL CENTER | | 363 | 43 | 11% | 406 |
| OKEECHOBEE COUNTY HEALTH DEPT | 1 | 291 | 113 | 28% | 405 |
| BRIDGEWATER PARK HEALTH AND REHAB | | 374 | 31 | 8% | 405 |
| LIFE CARE PONTE VEDRA INC | | 393 | 11 | 3% | 404 |
| TRI-COUNTY NURSING AND REHABILITATION CENTER INC | | 389 | 15 | 4% | 404 |
| ATLANTIC SHORES NURSING AND REHAB CENTER | 1 | 393 | 10 | 2% | 404 |
| HOLISTIX TREATMENT CENTERS | | 392 | 10 | 2% | 402 |
| NATIONS BEST FAMILY HEALTH CARE | | 217 | 181 | 45% | 398 |
| ADVENTHEALTH EXPRESS CARE AT | | 326 | 72 | 18% | 398 |
| MEDFAST URGENT CARE CENTER | | 167 | 231 | 58% | 398 |
| ORCHARD RIDGE CARE AND REHABILITATION CENTER | | 378 | 19 | 5% | 397 |
| FLORIDA STATE HOSPITAL CLINICAL LABORATORY | | 392 | 3 | 1% | 395 |
| FLORIDA HEART & VASCULAR MULTISPECIALTY GROUP PA | | 293 | 102 | 26% | 395 |
| MINI ER AND URGENT CARE | | 289 | 105 | 27% | 394 |
| UR MEDICINE LABS- CENTRAL LABORATORY | | 369 | 25 | 6% | 394 |
| ELMCROFT PINECREST | 1 | 366 | 27 | 7% | 394 |
| SAMANTHA WILSON CARE CENTER | 4 | 378 | 11 | 3% | 393 |
| BOULEVARD REHABILITATION CENTER | | 377 | 15 | 4% | 392 |
| HCSO OCCUPATIONAL HEALTH AND WELLNESS CENTER | | 314 | 78 | 20% | 392 |
| AZALEA TRACE PHYSICIAN SERVICES | | 387 | 5 | 1% | 392 |
| ONESTOP MEDICAL AND URGENT CARE LLC | | 342 | 50 | 13% | 392 |
| ORLANDO ORTHOPAEDIC OUTPATIENT SURGERY CENTER LLC | | 387 | 3 | 1% | 390 |
| BARBER | | 13 | 376 | 97% | 389 |
| WALGREENS 3173 | | 354 | 35 | 9% | 389 |
| Bay Breeze Senior Living and Rehabilitation Center | | 333 | 53 | 14% | 386 |
| Stacey Health Care Centers Inc. dba Riverside Care Center | | 354 | 30 | 8% | 384 |
| BAY VILLAGE OF SARASOTA INC | | 379 | 3 | 1% | 382 |
| SPECIALTY HEALTH AND REHABILITATION CENTER | | 357 | 25 | 7% | 382 |
| BROOKDALE PADDOCK HILLS | 2 | 377 | 2 | 1% | 381 |
| MIDWAY SPECIALTY CARE CENTER | 3 | 264 | 114 | 30% | 381 |
| SERENADES IN THE VILLAGES | | 328 | 53 | 14% | 381 |
| HARDEE COUNTY HEALTH DEPARTMENT | | 307 | 74 | 19% | 381 |
| BARTON HEALTH ALLIANCE | 3 | 331 | 45 | 12% | 379 |
| HEALTH CENTRAL PARK | | 313 | 66 | 17% | 379 |
| SEA BREEZE REHAB AND NURSING CENTER□ | | 370 | 9 | 2% | 379 |
| OCEAN VIEW NURSING AND REHAB CENTER | | 357 | 21 | 6% | 378 |
| SABAL DIRECT PRIMARY CARE, PA | | 311 | 67 | 18% | 378 |
| Coastal Health and Rehabilitation Center | | 367 | 11 | 3% | 378 |
| ROSEWOOD HEALTH AND REHABILITATION CENTER | | 353 | 25 | 7% | 378 |
| PENSACOLA PEDIATRICS, PA | | 361 | 17 | 4% | 378 |
| HEALTH PARK CARE CENTER | | 371 | 7 | 2% | 378 |
| TAMARAC REHABILITATION & HEALTH CENTER | | 373 | 5 | 1% | 378 |

COVID-19: testing by laboratory

Data through Apr 14, 2021 verified as of Apr 15, 2021 at 09:25 AM

Data in this report are provisional and subject to change.

The numbers in the table below represent the number of Florida and non-Florida residents for whom test results were received by the Department of Health. A person can be tested by more than one laboratory and can have both positive and negative results. **Therefore, the sum of the numbers in each column will be larger than the total number of people tested.**

| Reporting lab | Inconclusive | Negative | Positive | Percent positive | Total |
|--|--------------|----------|----------|------------------|-------|
| HARDEE MANOR HEALTH CARE CENTER | 1 | 373 | 3 | 1% | 377 |
| SIGNATURE HEALTHCARE OF NORTH FLORIDA | | 372 | 4 | 1% | 376 |
| BAYA PHARMACY WEST | | 8 | 368 | 98% | 376 |
| FAIR HAVENS CENTER, OPCO | | 368 | 7 | 2% | 375 |
| PEDIATRIC HEALTH CARE ALLIANCE, PA | | 335 | 40 | 11% | 375 |
| ACCESS MEDICAL CENTER | 1 | 344 | 29 | 8% | 374 |
| BAPTIST PRIMARY CARE INC | 1 | 346 | 27 | 7% | 374 |
| MADISON FACILITY INC | | 365 | 7 | 2% | 372 |
| AVANTE AT MT DORA | | 364 | 8 | 2% | 372 |
| HENDRY REGIONAL MEDICAL CENTER | | 107 | 265 | 71% | 372 |
| MACDILL AIR FORCE BASE | | 330 | 41 | 11% | 371 |
| URGENT CARE BETHESDA | 1 | 318 | 52 | 14% | 371 |
| INFORM DIAGNOSTICS | | 361 | 9 | 2% | 370 |
| BAYSHORE DIAGNOSTICS | | 326 | 44 | 12% | 370 |
| EXCEL PEDIATRICS | | 313 | 57 | 15% | 370 |
| SOLARIS HEALTHCARE PARKWAY | 2 | 350 | 17 | 5% | 369 |
| ADVENT HEALTH - TAMPA | | 148 | 221 | 60% | 369 |
| CORAL TRACE HEALTH CARE☐ | 2 | 362 | 5 | 1% | 369 |
| SPRINGTREE REHAB & HEALTH CARE CENTER | | 345 | 24 | 7% | 369 |
| VETERANS AFFAIRS MEDICAL CENTER - LAKE CITY | | 52 | 316 | 86% | 368 |
| TRENTON MEDICAL CENTER INC DBA PALMS MEDICAL GROUP | 4 | 270 | 93 | 25% | 367 |
| EPWORTH VILLAGE RETIREMENT COMMUNITY | | 361 | 6 | 2% | 367 |
| VILLAGE DOCTORS FAMILY MEDICAL CENTER OF | | 302 | 64 | 17% | 366 |
| Life Care Center at Inverrary | | 356 | 10 | 3% | 366 |
| PALM BEACH PEDIATRICS PA | 2 | 314 | 49 | 13% | 365 |
| 24/7 PEDIATRIC CARE CENTERS INC | | 344 | 21 | 6% | 365 |
| BHA TITUSVILLE CLINIC | | 342 | 23 | 6% | 365 |
| SANFORD LABORATORIES | | 333 | 31 | 9% | 364 |
| SUN COUNTRY PEDIATRICS PLLC | 9 | 324 | 31 | 9% | 364 |
| WIMAUMA COMMUNITY HEALTH CENTER | | 300 | 62 | 17% | 362 |
| COLOR GENOMICS, INC. | 2 | 353 | 6 | 2% | 361 |
| Vi at Lakeside Village Skilled Nursing | | 346 | 15 | 4% | 361 |
| Solaris HealthCare Imperial | | 351 | 8 | 2% | 359 |
| HAINES CITY REHABILITATION AND NURSING CENTER | | 334 | 24 | 7% | 358 |
| Palmetto Subacute Care Center | | 346 | 11 | 3% | 357 |
| KISSIMMEE FACILITY OPERATIONS LLC | | 330 | 24 | 7% | 354 |
| LIFE HOPE LABS, LLC | | 345 | 8 | 2% | 353 |
| Marshall Health and Rehabilitation Center | | 304 | 49 | 14% | 353 |
| VILLAGE AT VIENNA SQUARE,THE☐ | 6 | 329 | 17 | 5% | 352 |
| LAKE EUSTIS HEALTH AND REHABILITATION CENTER | | 344 | 8 | 2% | 352 |
| MY CLINICAL LAB | | 223 | 129 | 37% | 352 |
| FL HUD DESTIN, LLC D/B/A GRAND BOULEVARD HEALTH | | 313 | 39 | 11% | 352 |
| JACKSONVILLE KIDS PEDIATRICS, PLLC | | 317 | 35 | 10% | 352 |
| CHEEK AND SCOTT DRUGS INC | | 292 | 59 | 17% | 351 |
| ELMHURST HOSPITAL CENTER | 1 | 320 | 30 | 9% | 351 |
| LASER & SURGERY CENTER OF THE PALM BEACHES☐ | | 349 | 2 | 1% | 351 |
| CORAL BAY HEALTHCARE AND REHABILITATION | 1 | 338 | 12 | 3% | 351 |

COVID-19: testing by laboratory

Data through Apr 14, 2021 verified as of Apr 15, 2021 at 09:25 AM

Data in this report are provisional and subject to change.

The numbers in the table below represent the number of Florida and non-Florida residents for whom test results were received by the Department of Health. A person can be tested by more than one laboratory and can have both positive and negative results. **Therefore, the sum of the numbers in each column will be larger than the total number of people tested.**

| Reporting lab | Inconclusive | Negative | Positive | Percent positive | Total |
|--|--------------|----------|----------|------------------|-------|
| HOLIDAY CVS LLC DBA CVS/PHARMACY #0440 | | 335 | 15 | 4% | 350 |
| ARCPPOINT LABS OF SARASOTA MANATEE | | 266 | 83 | 24% | 349 |
| MY HEALTHY BLUEPRINT BY BAPTIST HEALTH CARE | | 295 | 53 | 15% | 348 |
| Solaris Healthcare Coconut Creek | | 342 | 6 | 2% | 348 |
| COMMUNITY HEALTH AND REHABILITATION CENTER | | 284 | 63 | 18% | 347 |
| ESTERO ISLAND MEDICAL CENTER | | 276 | 71 | 20% | 347 |
| BODYK | | 337 | 10 | 3% | 347 |
| SELECT REFERENCE LABORATORIES, LLC | 1 | 333 | 12 | 3% | 346 |
| RITECARE MEDICAL CENTER | | 261 | 85 | 25% | 346 |
| HEALTH DESIGNS | | 332 | 14 | 4% | 346 |
| METROPOLITAN HOSPITAL CENTER | | 338 | 7 | 2% | 345 |
| The Care Center at Pinellas Park | 1 | 333 | 11 | 3% | 345 |
| USAFSAM/PHE | | 174 | 170 | 49% | 344 |
| ADVANCED AMBULATORY SURGERY CENTER | | 330 | 13 | 4% | 343 |
| FLORIDA HEALTH CARE PLANS | | | 343 | 100% | 343 |
| ST CATHERINE'S WEST REHABILITATION HOSPITAL | | 330 | 13 | 4% | 343 |
| ADVENT HEALTH CENTRA CARE - PALM COAST | | 80 | 262 | 77% | 342 |
| BEAR CREEK NURSING CENTER | | 336 | 5 | 1% | 341 |
| RIVERS FAMILY MEDICINE PA | | 259 | 82 | 24% | 341 |
| CRONOS CLINICAL LABORATORY | 22 | 227 | 91 | 27% | 340 |
| AVANTE AT LEESBURG INC | | 335 | 5 | 1% | 340 |
| LORI MCAULIFFE MD PA | | 299 | 40 | 12% | 339 |
| Solaris Healthcare Lake Bennet | | 301 | 37 | 11% | 338 |
| MEDICAL CENTER AT OCEAN REEF,THE | | 321 | 17 | 5% | 338 |
| SOUTHWEST ORLANDO FAMILY MEDICINE, PL | | 279 | 58 | 17% | 337 |
| TAVARES PEDIATRICS | | 286 | 51 | 15% | 337 |
| ARGO SENIOR LIVING AT HAVERHILL | | 316 | 21 | 6% | 337 |
| AVENTURA REHAB AND NURSING CENTER | | 321 | 16 | 5% | 337 |
| EXPERTUS LABORATORIES INC | | 258 | 79 | 23% | 337 |
| FAMILY CARE PARTNERS OF NE FLORIDA LLC | | 262 | 74 | 22% | 336 |
| INNOVATIVE GENOMICS, LLC | 1 | 300 | 34 | 10% | 335 |
| KEY WEST HEALTH AND REHAB | 1 | 326 | 8 | 2% | 335 |
| DEPARTMENT OF HEALTH BUREAU OF FAMILY | | 328 | 7 | 2% | 335 |
| NORTH PINELLAS STATMED QUICK QUALITY CLINICS | | 236 | 97 | 29% | 333 |
| PALMS REHABILITATION AND HEALTHCARE CENTER | | 295 | 38 | 11% | 333 |
| PARTICLE THEORY LABS | | 309 | 23 | 7% | 332 |
| JACKSON PLAZA NURSING & REHAB CENTER | 6 | 316 | 9 | 3% | 331 |
| HOLLEY NAVARRE MEDICAL CLINIC | | 252 | 79 | 24% | 331 |
| DELTONA HEALTH CARE | | 307 | 24 | 7% | 331 |
| FRICKS PHARMACY | | 267 | 63 | 19% | 330 |
| REGENTS PARK OF BOCA RATON□ | | 326 | 4 | 1% | 330 |
| Life Care Center at Wells Crossing | | 309 | 21 | 6% | 330 |
| MANOR CARE OF NAPLES FL LLC | | 325 | 4 | 1% | 329 |
| LabCorp (Non-Interfaced) | 2 | 128 | 199 | 60% | 329 |
| The Grove Health and Rehabilitation | | 304 | 24 | 7% | 328 |
| Avante at St Cloud, Inc. | | 317 | 10 | 3% | 327 |
| LUIS A GHIGLINO MD PA | | 315 | 11 | 3% | 326 |

COVID-19: testing by laboratory

Data through Apr 14, 2021 verified as of Apr 15, 2021 at 09:25 AM

Data in this report are provisional and subject to change.

The numbers in the table below represent the number of Florida and non-Florida residents for whom test results were received by the Department of Health. A person can be tested by more than one laboratory and can have both positive and negative results. **Therefore, the sum of the numbers in each column will be larger than the total number of people tested.**

| Reporting lab | Inconclusive | Negative | Positive | Percent positive | Total |
|--|--------------|----------|----------|------------------|-------|
| SILVER CREEK SENIOR LIVING COMMUNITY | | 321 | 5 | 2% | 326 |
| VILLAGE PLACE NH LLC□ | | 297 | 29 | 9% | 326 |
| PIONEER CLINICAL LAB, LLC | | 212 | 113 | 35% | 325 |
| RENAISSANCE AT THE TERRACES | | 322 | 3 | 1% | 325 |
| GOOD SAMARITAN SOCIETY-DAYTONA | | 303 | 21 | 6% | 324 |
| Avante at Inverness | | 321 | 3 | 1% | 324 |
| KENNEDY PAIN CLINIC GROUP LLC | | 291 | 33 | 10% | 324 |
| AMERICAN FINNISH NURSING HOME | 2 | 313 | 8 | 2% | 323 |
| WESTCHESTER GARDENS LIMITED PARTNERSHIP | | 314 | 9 | 3% | 323 |
| FLETCHER HEALTH AND REHABILITATION CENTER | | 322 | 1 | 0% | 323 |
| MANORCARE AT LELY PALMS | | 317 | 5 | 2% | 322 |
| ROSEN MEDICAL CENTER | | 280 | 42 | 13% | 322 |
| PHYSICIANS REGIONAL WALK-IN | | 191 | 131 | 41% | 322 |
| SIGNATURE HEALTHCARE AT THE COURTYARD | | 274 | 47 | 15% | 321 |
| BAPTIST HEALTH SOUTH FLORIDA - WEST BOCA URGENT CARE | | 263 | 58 | 18% | 321 |
| ST LUCIE EMPLOYEE HEALTH & WELLNESS CENTER | | 314 | 7 | 2% | 321 |
| Concordia Village of Tampa AL | | 316 | 5 | 2% | 321 |
| LA MER NH LLC□ | | 315 | 5 | 2% | 320 |
| RULEME CENTER | 2 | 289 | 28 | 9% | 319 |
| HOSPICE OF LAKE & SUMTER INC | 1 | 312 | 6 | 2% | 319 |
| PruittHealth Santa Rosa | | 225 | 94 | 29% | 319 |
| BIOCEPT | | 296 | 22 | 7% | 318 |
| AVON PARK PEDIATRICS INC | 3 | 283 | 32 | 10% | 318 |
| REHABILITATION CENTER OF LAKE CITY, THE | | 290 | 28 | 9% | 318 |
| ST JAMES HEALTH AND REHABILITATION CENTER | | 231 | 87 | 27% | 318 |
| MACCLENNY NURSING AND REHAB | | 299 | 18 | 6% | 317 |
| AVELLINO LAB USA, INC | 1 | 303 | 12 | 4% | 316 |
| EDGEWATER AT WATERMAN VILLAGE,THE | | 300 | 16 | 5% | 316 |
| BAY COUNTY SHERIFFS OFFICE JAIL FACILITY | | 262 | 53 | 17% | 315 |
| POMPANO REHABILITATION AND NURSING CTR | | 315 | | | 315 |
| LUTHERAN HAVEN | | 306 | 9 | 3% | 315 |
| LODGE HEALTH AND REHABILITATION CENTER, THE | | 282 | 33 | 10% | 315 |
| ST JUDE CHILDREN'S RESEARCH HOSPITAL | | 299 | 15 | 5% | 314 |
| MEDEXPRESS LUTZ | | 3 | 311 | 99% | 314 |
| GENESIS MEDICAL LABORATORY MIAMI FL. | | 83 | 230 | 73% | 313 |
| FLORIDA KEYS PEDIATRICS & ADOLESCENT CENTER | | 296 | 17 | 5% | 313 |
| CRYSTAL RIVER HEALTH & REHAB | | 310 | 3 | 1% | 313 |
| HEATHER HILL HEALTHCARE CENTER | | 267 | 46 | 15% | 313 |
| Life Care Center of Sarasota | | 299 | 13 | 4% | 312 |
| HUNT CLUB PEDIATRIC ASSOCIATES, P.A. | | 268 | 42 | 14% | 310 |
| TALLAHASSEE NHHI LLC | 1 | 282 | 27 | 9% | 310 |
| HOMESTEAD MANOR | 2 | 266 | 41 | 13% | 309 |
| DAYTONA BEACH HEALTH AND REHAB CENTER | | 306 | 2 | 1% | 308 |
| JACKSONVILLE VA UNIVERSITY OPC | 4 | 294 | 9 | 3% | 307 |
| CITY OF PORT SAINT LUCIE | | 283 | 24 | 8% | 307 |
| BAPTIST HEALTH URGENT CARE AT PLANTATION | | 251 | 56 | 18% | 307 |
| LAKELAND REGIONAL HEALTH SYSTEMS INC | | 39 | 266 | 87% | 305 |

COVID-19: testing by laboratory

Data through Apr 14, 2021 verified as of Apr 15, 2021 at 09:25 AM

Data in this report are provisional and subject to change.

The numbers in the table below represent the number of Florida and non-Florida residents for whom test results were received by the Department of Health. A person can be tested by more than one laboratory and can have both positive and negative results. **Therefore, the sum of the numbers in each column will be larger than the total number of people tested.**

| Reporting lab | Inconclusive | Negative | Positive | Percent positive | Total |
|---|--------------|----------|----------|------------------|-------|
| Surrey Place Healthcare and Rehabilitation | | 302 | 2 | 1% | 304 |
| EMED LABS, LLC | 3 | 290 | 11 | 4% | 304 |
| CLARE BRIDGE ORMOND BEACH | 1 | 303 | | | 304 |
| OSPREY LODGE | | 244 | 59 | 19% | 303 |
| TIERRA PINES CENTER | | 290 | 13 | 4% | 303 |
| CENTERSTONE OF FLORIDA☐ | | 276 | 26 | 9% | 302 |
| ACCURATE DIAGNOSTIC LABS, INC | | 285 | 17 | 6% | 302 |
| CROSS POINTE CARE CENTER | 2 | 293 | 6 | 2% | 301 |
| BOCA BIOLISTICS REFERENCE LABORATORY | 2 | 185 | 112 | 37% | 299 |
| ARCPOINT LABS OF ST PETERSBURG | | 209 | 90 | 30% | 299 |
| BUENA VISTA URGENT CARE | | 264 | 34 | 11% | 298 |
| SILVERCREST HEALTH AND REHABILITATION CENTER | 3 | 287 | 8 | 3% | 298 |
| FOUNTAIN INN NURSING & REHABILITATION CTR, INC | | 292 | 6 | 2% | 298 |
| ELLENTON PEDIATRICS PA | | 280 | 18 | 6% | 298 |
| PERSONALIZED GENETIC TESTING | 3 | 195 | 100 | 34% | 298 |
| BROOKDALE DESTIN | | 284 | 12 | 4% | 296 |
| CONSULATE HEALTH CARE OF SAFETY HARBOR | | 289 | 7 | 2% | 296 |
| LAKE PARK OF MADISON | | 285 | 11 | 4% | 296 |
| MARION AND BERNARD L SAMSON NURSING CENTER | | 292 | 4 | 1% | 296 |
| Avante at Orlando | 1 | 289 | 6 | 2% | 296 |
| SUNCOAST URGENT CARE | | 222 | 73 | 25% | 295 |
| LONGWOOD FAMILY PRACTICE | | 226 | 69 | 23% | 295 |
| SARAPATH DIAGNOSTICS | | 170 | 125 | 42% | 295 |
| BAYA POINTE NURSING AND REHABILITATION | | 211 | 83 | 28% | 294 |
| STATMED QUICK QUALITY CLINIC AT NORTH PINELLAS | | 66 | 227 | 77% | 293 |
| NORTHWEST MEDICAL CENTER CLINICAL LABORATORY | | 175 | 118 | 40% | 293 |
| ST JOSEPH'S HOSPITAL LABORATORY | | 1 | 290 | 100% | 291 |
| BIOIQ | | 243 | 48 | 16% | 291 |
| Sunset Point Center | | 287 | 4 | 1% | 291 |
| DOCTORS MEMORIAL HOSPITAL | | 158 | 131 | 45% | 289 |
| STERLING HOUSE OF DELAND | | 288 | 1 | 0% | 289 |
| PALM GARDEN OF GAINESVILLE | 2 | 285 | 2 | 1% | 289 |
| AUBURN UNIVERSITY MEDICAL CLINIC | | 227 | 62 | 21% | 289 |
| FLORIDA ATLANTIC UNIVERSITY STUDENT HEALTH | | 238 | 51 | 18% | 289 |
| WHITE WILSON MEDICAL IMMEDIATE CARE NICEVILLE | | 66 | 223 | 77% | 289 |
| AMERICAN HEALTH ASSOCIATES INC | 1 | 270 | 18 | 6% | 289 |
| renaissance health and rehabilitation center | | 266 | 22 | 8% | 288 |
| West Melbourne Health and Rehabilitation Center | | 287 | 1 | 0% | 288 |
| WESTWOOD HEALTHCARE SNF | | 240 | 46 | 16% | 286 |
| W FRANK WELLS NURSING HOME | | 257 | 29 | 10% | 286 |
| HAVEN OF OUR LADY OF PEACE INC | | 278 | 8 | 3% | 286 |
| AFTER HOURS PEDIATRICS INC | 1 | 1 | 284 | 99% | 286 |
| Chatsworth at PGA National, LLC | | 272 | 13 | 5% | 285 |
| USA HEALTH UNIVERSITY HOSPITAL CLINICAL LABORATORY | 1 | 273 | 10 | 4% | 284 |
| RIVERWOOD HEALTH NH LLC | | 245 | 39 | 14% | 284 |
| DAVID SCOTT MADWAR MD PA☐ | | 254 | 29 | 10% | 283 |
| AURORA DIAGNOSTICS BERNHARDT LABORATORIES PATHOLOGY SERVICE | | 190 | 93 | 33% | 283 |

COVID-19: testing by laboratory

Data through Apr 14, 2021 verified as of Apr 15, 2021 at 09:25 AM

Data in this report are provisional and subject to change.

The numbers in the table below represent the number of Florida and non-Florida residents for whom test results were received by the Department of Health. A person can be tested by more than one laboratory and can have both positive and negative results. **Therefore, the sum of the numbers in each column will be larger than the total number of people tested.**

| Reporting lab | Inconclusive | Negative | Positive | Percent positive | Total |
|--|--------------|----------|----------|------------------|-------|
| CONCIMED LLC | | 253 | 29 | 10% | 282 |
| PAVILION FOR HEALTHCARE, THE | | 278 | 3 | 1% | 281 |
| ARDEN COURTS OF TAMPA | 2 | 273 | 5 | 2% | 280 |
| ARBOR FACILITY INC | | 277 | 3 | 1% | 280 |
| GEORGIA PUBLIC HEALTH LABORATORY | | 255 | 24 | 9% | 279 |
| PONTE VEDRA GARDENS | | 278 | 1 | 0% | 279 |
| Solaris Senior Living North Naples ALF | | 270 | 9 | 3% | 279 |
| Terrace Health and Rehab | | 275 | 4 | 1% | 279 |
| LAKESIDE NEUROLOGIC | | 266 | 12 | 4% | 278 |
| CHIPOLA HEALTH AND REHAB | | 260 | 18 | 6% | 278 |
| CYPRESS COVE | | 272 | 6 | 2% | 278 |
| PRUITT HEALTH-SANTA ROSA | | 275 | 2 | 1% | 277 |
| Rehabilitation Center for Park Place LLC | | 266 | 11 | 4% | 277 |
| Crossbreeze care center | 1 | 274 | 2 | 1% | 277 |
| HARBOURWOOD | 1 | 272 | 4 | 1% | 277 |
| VILLAGES REGIONAL HOSPITAL SURGERY CENTER LLC, THE | | 218 | 58 | 21% | 276 |
| VETERANS AFFAIRS MEDICAL CENTER - MIAMI | | 2 | 274 | 99% | 276 |
| PROTEUS MOLECULAR AND CLINICAL LAB | 1 | 162 | 112 | 41% | 275 |
| JACKSONVILLE UNIVERSITY | 1 | 260 | 14 | 5% | 275 |
| Glades West Rehabilitation and Nursing Center | | 266 | 8 | 3% | 274 |
| NASSAU COUNTY JAIL | | 229 | 45 | 16% | 274 |
| NAIA | | 271 | 1 | 0% | 272 |
| AMERICAN RESEARCH LABS | | 249 | 23 | 8% | 272 |
| Chatham Glen Healthcare and Rehabilitation Center | | 264 | 8 | 3% | 272 |
| CONEY ISLAND HOSPITAL | | 262 | 9 | 3% | 271 |
| DE LUNA HEALTH AND REHABILITATION CENTER | | 247 | 23 | 9% | 270 |
| Premier Place at The Glenview | | 261 | 9 | 3% | 270 |
| 220 GOLDEN, LLC | 1 | 253 | 16 | 6% | 270 |
| BROWARD NURSING & REHABILITATION CTR | 8 | 248 | 14 | 5% | 270 |
| PBC FIREFIGHTER BENEFIT FUND WELLNESS CENTER | | 225 | 45 | 17% | 270 |
| ADVENT HEALTH CARE CENTER | 9 | 246 | 14 | 5% | 269 |
| FIRST CHOICE PRIMARY CARE | | 213 | 56 | 21% | 269 |
| FAMILY MEDICAL CARE OF PALM BEACH | | 190 | 79 | 29% | 269 |
| ADVENT HEALTH CENTRA CARE - ORMOND BEACH | | 113 | 155 | 58% | 268 |
| BRENTWOOD RETIREMENT COMMUNITY | 5 | 232 | 31 | 12% | 268 |
| WASHINGTON REHAB AND NURSING | | 257 | 10 | 4% | 267 |
| ST MARK VILLAGE | 1 | 261 | 5 | 2% | 267 |
| PEACHTREE IMMEDIATE CARE | | 224 | 42 | 16% | 266 |
| AMELIA MEDICAL CARE | | 112 | 154 | 58% | 266 |
| SERANADES BY SONATA WEST ORANGE | | 236 | 29 | 11% | 265 |
| SANDY PINES | 2 | 220 | 43 | 16% | 265 |
| THE PLAYERS CHAMPIONSHIP | | 265 | | | 265 |
| BOND CLINIC, PA | | 195 | 69 | 26% | 264 |
| MEDICATION ROOMS-CSU/CI NURSE STATION | 1 | 250 | 13 | 5% | 264 |
| Cross Gardens Care Center | | 262 | 1 | 0% | 263 |
| CHIPOLA MEDICAL ASSOCIATES, LLC | | 186 | 76 | 29% | 262 |
| JUPITER MEDICAL CENTER URGENT CARE - STUART | | 199 | 63 | 24% | 262 |

COVID-19: testing by laboratory

Data through Apr 14, 2021 verified as of Apr 15, 2021 at 09:25 AM

Data in this report are provisional and subject to change.

The numbers in the table below represent the number of Florida and non-Florida residents for whom test results were received by the Department of Health. A person can be tested by more than one laboratory and can have both positive and negative results. **Therefore, the sum of the numbers in each column will be larger than the total number of people tested.**

| Reporting lab | Inconclusive | Negative | Positive | Percent positive | Total |
|---|--------------|----------|----------|------------------|-------|
| JUPITER MEDICAL CENTER URGENT CENTER | | 214 | 46 | 18% | 260 |
| CLIFFORD CHESTER SIMS VA NURSING HOME | | 251 | 9 | 3% | 260 |
| ALLIANCE PEDIATRICS PA | | 253 | 6 | 2% | 259 |
| NORTH FLORIDA PEDIATRICS - MARIANNA | | 219 | 40 | 15% | 259 |
| CONSULATE HEALTHCARE OF KISSIMMEE | | 247 | 12 | 5% | 259 |
| FLORIDA WOMAN CARE LABORATORY LLC | | 232 | 26 | 10% | 258 |
| BRADEN RIVER REHABILITATION CENTER LLC | | 257 | 1 | 0% | 258 |
| AZALEA TRACE | | 245 | 13 | 5% | 258 |
| HOLISTIC PEDIATRICS GROUP LLC | | 236 | 21 | 8% | 257 |
| ADVENT HEALTH - ORLANDO | | 195 | 62 | 24% | 257 |
| DOS OF NORTH SHORES NURSING & REHAB CENTER | | 257 | | | 257 |
| HEARTLAND PEDIATRICS OF LAKE PLACID PA | 1 | 225 | 31 | 12% | 257 |
| MIAMI JEWISH HEALTH SYSTEMS, INC | 4 | 242 | 10 | 4% | 256 |
| FORT MYERS REHABILITATION AND NURSING CENTER | | 230 | 26 | 10% | 256 |
| WALGREENS 10670 | | 221 | 34 | 13% | 255 |
| NADAL PEDIATRICS | | 216 | 39 | 15% | 255 |
| MARTIN MEMORIAL MEDICAL CENTER LAB | | 128 | 127 | 50% | 255 |
| FARAH MEDICAL | | 239 | 15 | 6% | 254 |
| HIGHLANDS URGENT CARE | | | 254 | 100% | 254 |
| LAKEVIEW INTERNAL MEDICINE | | 192 | 62 | 24% | 254 |
| WILLISTON PEDIATRICS PA | 1 | 219 | 34 | 13% | 254 |
| SHELL POINT VILLAGE MEDICAL CENTER | | 246 | 7 | 3% | 253 |
| TERRACES OF LAKE WORTH CARE CENTER | | 241 | 12 | 5% | 253 |
| AVANTE AT ORMOND BEACH INC | | 247 | 6 | 2% | 253 |
| KR at Hillsborough Lakes/Lutz Healthcare | | 242 | 10 | 4% | 252 |
| ST VINCENT'S AMBULATORY CARE INC DBA | 2 | 217 | 33 | 13% | 252 |
| SURREY PLACE CARE CENTER | | 245 | 7 | 3% | 252 |
| STUART - FAIRGROUNDS | | 219 | 32 | 13% | 251 |
| HOSPICE OF ST FRANCIS INC | | 244 | 7 | 3% | 251 |
| BAYVIEW CENTER | | 246 | 5 | 2% | 251 |
| BUREAU OF CLINICAL LABORATORIES | | 209 | 41 | 16% | 250 |
| FLORIDA CLINICAL LABORATORY-BIOREFERENCE LABORATORIES | | 99 | 151 | 60% | 250 |
| APOLLO HEALTH & REHABILITATION | | 243 | 7 | 3% | 250 |
| SEAVIEW NURSING AND REHABILITATION CENTER | | 238 | 10 | 4% | 248 |
| CARRINGTON PLACE OF ST PETE LLC | | 242 | 6 | 2% | 248 |
| FELLOWSHIP HOME AT THE FAIRWAY LLC | | 241 | 7 | 3% | 248 |
| EAST RIDGE RETIREMENT VILLAGE | | 245 | 2 | 1% | 247 |
| ENCOMPASS HEALTH REHABILITATION OF SEA PINES | | 246 | 1 | 0% | 247 |
| ADVENTHEALTH EXPRESS CARE AT WESLEY CH | | 218 | 29 | 12% | 247 |
| AVECINA MOBILE | | 121 | 125 | 51% | 246 |
| Heritage Healthcare at Tallahassee | | 239 | 7 | 3% | 246 |
| SHC College Park | | 243 | 2 | 1% | 245 |
| Consulate Health Care of St. Petersburg | | 238 | 7 | 3% | 245 |
| VI AT BENTLEY VILLAGE HOME CARE | | 244 | 1 | 0% | 245 |
| ROSEWOOD HEALTHCARE & REHABILITATION CENTER | | 239 | 6 | 2% | 245 |
| MALABAR/ADVENT CENTRA CARE | | 48 | 196 | 80% | 244 |
| UCC - WELLINGTON | | 3 | 241 | 99% | 244 |

COVID-19: testing by laboratory

Data through Apr 14, 2021 verified as of Apr 15, 2021 at 09:25 AM

Data in this report are provisional and subject to change.

The numbers in the table below represent the number of Florida and non-Florida residents for whom test results were received by the Department of Health. A person can be tested by more than one laboratory and can have both positive and negative results. **Therefore, the sum of the numbers in each column will be larger than the total number of people tested.**

| Reporting lab | Inconclusive | Negative | Positive | Percent positive | Total |
|--|--------------|----------|----------|------------------|-------|
| MIAMI CEREBRAL PALSY RESIDENTIAL | | 243 | 1 | 0% | 244 |
| HOMESTEAD VILLAGE | | 233 | 11 | 5% | 244 |
| PALMS FACILITY INC | | 228 | 15 | 6% | 243 |
| Jacaranda Manor | | 242 | 1 | 0% | 243 |
| WHITE WILSON MEDICAL CENTER IMMEDIATE CARE | | 135 | 108 | 44% | 243 |
| SIGNATURE HEALTHCARE OF ORANGE PARK | | 238 | 4 | 2% | 242 |
| TGH | | 1 | 241 | 100% | 242 |
| ARCHER HEALTH VENTURES, LLC | | 217 | 25 | 10% | 242 |
| Orchid Cove at Sarasota | | 240 | 1 | 0% | 241 |
| GOOD SAMARITAN CARES | | 236 | 5 | 2% | 241 |
| SOUTHLAND SUITES OF ORMOND BEACH | 4 | 236 | | | 240 |
| CLARE BRIDGE OF SARASOTA | | 238 | 2 | 1% | 240 |
| PALM GARDEN OF AVENTURA | | 236 | 4 | 2% | 240 |
| STERLING HOUSE OF WINTER HAVEN | | 237 | 3 | 1% | 240 |
| MARTIN ACQUISITION 1 LLC DBA | | 226 | 14 | 6% | 240 |
| QUICK CARE MED LLC | 1 | 185 | 54 | 23% | 240 |
| AMERICAN HOUSE SENIOR LIVING | | 189 | 51 | 21% | 240 |
| EDGEWOOD NURSING CENTER | | 229 | 10 | 4% | 239 |
| PROFESSIONAL URGENT CARE SERVICES | | 192 | 47 | 20% | 239 |
| ORANGE COUNTY HEALTH DEPT | | 228 | 11 | 5% | 239 |
| MILLENNIUM PHYSICIAN GROUP LLC | | 206 | 32 | 13% | 238 |
| CCS - JOSEPH V CONTE | | 235 | 2 | 1% | 237 |
| Flagler Health and Rehabilitation | | 234 | 3 | 1% | 237 |
| ST AUGUSTINE HEALTH & REHAB CENTER | | 235 | 1 | 0% | 236 |
| IMA MEDICAL GROUP | | 164 | 72 | 31% | 236 |
| OAKBROOK HEALTH AND REHABILITATION CENTER | 1 | 221 | 14 | 6% | 236 |
| EVENT MED SERVICES LABORATORY | | 231 | 5 | 2% | 236 |
| D PEDIATRICS | | 216 | 20 | 8% | 236 |
| ST ANTHONYS REHABILITATION HOSPITAL | 9 | 224 | 2 | 1% | 235 |
| REGENTS PARK AT AVENTURA | | 221 | 14 | 6% | 235 |
| OAK HAMMOCK AT THE UNIVERSITY OF FLORIDA | | 229 | 6 | 3% | 235 |
| BAY TREE CARE AND REHABILITATION CENTER | | 197 | 38 | 16% | 235 |
| LAKESIDE HEALTH CENTER | | 234 | | | 234 |
| ATLANTIC URGENT CARE | | 155 | 78 | 33% | 233 |
| GUEST HOUSE OCALA, THE | | 223 | 9 | 4% | 232 |
| Sunnyside Nursing Home | | 229 | 3 | 1% | 232 |
| Lake Port Square Health Center | | 215 | 17 | 7% | 232 |
| LCS SANDHILL COVE LLC DBA | 6 | 217 | 9 | 4% | 232 |
| MANDARIN PEDIATRICS | | 210 | 22 | 9% | 232 |
| ManorCare Health Services-Palm Harbor | 1 | 229 | 1 | 0% | 231 |
| SOLARIS SENIOR LIVING VERO BEACH | | 223 | 8 | 3% | 231 |
| FIRST CHOICE PEDIATRICS INC | | 206 | 25 | 11% | 231 |
| PADDOCK RIDGE | | 228 | 3 | 1% | 231 |
| SAMIR EBEID MD | | 208 | 23 | 10% | 231 |
| Avante at Lake Worth, Inc. | | 227 | 3 | 1% | 230 |
| LYNN HAVEN SPORTS COMPLEX-WALKON CLINIC | | 21 | 209 | 91% | 230 |
| COLLIER PHARMACY | | 184 | 45 | 20% | 229 |

COVID-19: testing by laboratory

Data through Apr 14, 2021 verified as of Apr 15, 2021 at 09:25 AM

Data in this report are provisional and subject to change.

The numbers in the table below represent the number of Florida and non-Florida residents for whom test results were received by the Department of Health. A person can be tested by more than one laboratory and can have both positive and negative results. **Therefore, the sum of the numbers in each column will be larger than the total number of people tested.**

| Reporting lab | Inconclusive | Negative | Positive | Percent positive | Total |
|--|--------------|----------|----------|------------------|-------|
| VETERANS AFFAIRS ORLANDO VA MEDICAL CENTER | | | 228 | 100% | 228 |
| Signature healthcare of Jacksonville | | 223 | 5 | 2% | 228 |
| SPRINGS AT LAKE POINTE WOODS | | 226 | 2 | 1% | 228 |
| THE RESIDENCE AT TIMBER PINES | 4 | 199 | 25 | 11% | 228 |
| STAR CARE | | 194 | 34 | 15% | 228 |
| ASCENSION MEDICAL GROUP | | 5 | 223 | 98% | 228 |
| CHILDREN MED CARE INC | | 195 | 33 | 14% | 228 |
| PARKS HEALTHCARE & REHABILITATION CTR | 4 | 211 | 11 | 5% | 226 |
| RAPID RELIABLE TESTING NY LLC | | 214 | 12 | 5% | 226 |
| NAPHCARE, INC AT MANATEE COUNTY JAIL | | 200 | 26 | 12% | 226 |
| Lakewood Nursing Center | | 197 | 29 | 13% | 226 |
| FORT PIERCE HEALTH CARE | | 219 | 7 | 3% | 226 |
| NSPIRE HEALTHCARE LAUDERHILL | | 219 | 6 | 3% | 225 |
| BARTRAM CROSSING | | 225 | | | 225 |
| FLORIDA HEALTH CARE PLAN INC | | 2 | 222 | 99% | 224 |
| NORTH FLORIDA PEDIATRICS PA - DUVAL | | 195 | 29 | 13% | 224 |
| PATHWAY PHARMACY | | 186 | 38 | 17% | 224 |
| DISCOVERY VILLAGE AT MELBOURNE | | 197 | 27 | 12% | 224 |
| PEDIATRICS IN BREVARD PA- ROCKLEDGE | | 182 | 41 | 18% | 223 |
| LEHIGH VALLEY GENOMICS | | | 223 | 100% | 223 |
| MIDWAY PRIMARY CARE, LLC | 11 | 130 | 82 | 37% | 223 |
| life Care Center of Melbourne | | 206 | 17 | 8% | 223 |
| ADVENT HEALTH - LAKE NONA | | 193 | 30 | 13% | 223 |
| WIREGRASS DIRECT PRIMARY CARE PLLC□ | | 190 | 33 | 15% | 223 |
| KINDRED HOSPITAL THE PALM BEACHES | | 217 | 5 | 2% | 222 |
| CORAL REEF NURSING & REHABILITATION CENTER | | 214 | 8 | 4% | 222 |
| CONSULATE HEALTH CARE OF MELBOURNE | | 217 | 5 | 2% | 222 |
| MORSELIFE MEMORY CARE RESIDENCE | | 213 | 9 | 4% | 222 |
| PINNACLES PEDS CARE PA | | 222 | | | 222 |
| ADVANCED MEDICAL GROUP | | 1 | 221 | 100% | 222 |
| BORLAND GROOVER CLINIC | 1 | 183 | 37 | 17% | 221 |
| INN AT ASTON GARDENS, THE | | 213 | 8 | 4% | 221 |
| SUPERIOR RESIDENCES OF PANAMA CITY BEACH | | 213 | 7 | 3% | 220 |
| DOCTORS MEMORIAL FAMILY MEDICINE | 2 | 152 | 66 | 30% | 220 |
| CONCORD LIFE SCIENCES LLC | 2 | 201 | 17 | 8% | 220 |
| COLONY CLUB ALF,THE | 1 | 206 | 13 | 6% | 220 |
| CORAL GABLES NURSING & REHABILITATION CENTER | | 209 | 10 | 5% | 219 |
| Boynnton Beach Rehabilitation Center | 2 | 213 | 4 | 2% | 219 |
| PINELLAS CARE CENTER | | 185 | 34 | 16% | 219 |
| WOOD LAKE HEALTH AND REHABILITATION CENTER | | 219 | | | 219 |
| ANGELS DIAGNOSTIC GROUP | | 174 | 45 | 21% | 219 |
| CCS - PAUL REIN DETENTION FACILITY | | 153 | 66 | 30% | 219 |
| FLAGLER COUNTY DETENTION CENTER | | 205 | 13 | 6% | 218 |
| ADVENT HEALTH CENTRA CARE - DAYTONA BEACH | | 94 | 124 | 57% | 218 |
| ARDEN COURTS OF SEMINOLE | | 177 | 41 | 19% | 218 |
| ARDEN COURTS OF FORT MYERS | | 211 | 7 | 3% | 218 |
| ST. CLOUD REGIONAL MEDICAL CENTER | | 199 | 18 | 8% | 217 |

COVID-19: testing by laboratory

Data through Apr 14, 2021 verified as of Apr 15, 2021 at 09:25 AM

Data in this report are provisional and subject to change.

The numbers in the table below represent the number of Florida and non-Florida residents for whom test results were received by the Department of Health. A person can be tested by more than one laboratory and can have both positive and negative results. **Therefore, the sum of the numbers in each column will be larger than the total number of people tested.**

| Reporting lab | Inconclusive | Negative | Positive | Percent positive | Total |
|--|--------------|----------|----------|------------------|-------|
| THE MANOR AT CARPENTERS | | 185 | 32 | 15% | 217 |
| LAKE PORT SQUARE | | 200 | 17 | 8% | 217 |
| Avante at Melbourne | | 212 | 5 | 2% | 217 |
| MACTOWN, INC | | 215 | 2 | 1% | 217 |
| BROOKDALE ATRIM WAY | | 210 | 6 | 3% | 216 |
| GATEWAY/ADVENT CENTRA CARE | 1 | 24 | 190 | 88% | 215 |
| MEDICAL CONSULTANTS OF FLORIDA LLC | 1 | 181 | 33 | 15% | 215 |
| Taylor Care Center | | 210 | 5 | 2% | 215 |
| KENILWORTH CARE & REHABILITATION CENTER | | 197 | 17 | 8% | 214 |
| KEY LARGO - LARGO CARGO | | 193 | 21 | 10% | 214 |
| BLOCK, NATION, CHASE, AND SMOLEN FAMILY MEDICINE | | 157 | 57 | 27% | 214 |
| AMERICAN ESOTERIC LAB-BIRMINGHAM | | 211 | 3 | 1% | 214 |
| POCONO MEDICAL CENTER | | 212 | 1 | 0% | 213 |
| BAY VUE NURSING AND REHABILITATION CENTER | | 203 | 10 | 5% | 213 |
| Consulate Healthcare of West Palm Beach | | 197 | 16 | 8% | 213 |
| San Jose Health & Rehabilitation | | 207 | 6 | 3% | 213 |
| LIFE CARE CENTER OF PORT ST. LUCIE | | 201 | 12 | 6% | 213 |
| Bayside Health and Rehabilitation | | 181 | 31 | 15% | 212 |
| CONSULATE HEALTH CARE OF WINTER HAVEN | | 209 | 3 | 1% | 212 |
| CARENOW LAKE MARY | | 45 | 167 | 79% | 212 |
| ST PETERSBURG PEDIATRICS-EAST BAY | 1 | 177 | 34 | 16% | 212 |
| SUNRISE DIAGNOSTIC LABORATORY | | 158 | 53 | 25% | 211 |
| FULGENT GENETICS | 3 | 166 | 42 | 20% | 211 |
| ADVENT HEALTH - PALM HARBOR ER | | 171 | 40 | 19% | 211 |
| The Ponce Therapy Care Center | | 207 | 4 | 2% | 211 |
| LAKE REGIONAL URGENT CARE | | 12 | 199 | 94% | 211 |
| SUNLIFE PHARMACY | | 185 | 25 | 12% | 210 |
| GLENRIDGE ON PALMER RANCH,THE | | 202 | 8 | 4% | 210 |
| HEALTH FIRST - HOLMES REGIONAL MEDICAL CENTER | | 32 | 178 | 85% | 210 |
| VIERA DEL MAR HEALTH AND REHABILITATION CENTER | | 202 | 8 | 4% | 210 |
| Royal Oaks Nursing and Rehab | | 209 | 1 | 0% | 210 |
| GOOD SAMARITAN SOCIETY OF DELAND | | 199 | 11 | 5% | 210 |
| MATHISON RETIREMENT COMMUNITY, INC | 1 | 200 | 8 | 4% | 209 |
| GENETIC TECHNOLOGICAL INNOVATIONS, LLC | | 196 | 13 | 6% | 209 |
| Nspire Health Care Kendall | | 199 | 10 | 5% | 209 |
| Whispering Oaks | 11 | 175 | 23 | 11% | 209 |
| The Waterford | | 206 | 3 | 1% | 209 |
| BOCA RATON REHABILITATION CENTER | 4 | 201 | 4 | 2% | 209 |
| The Palace Nursing and Rehabilitation Center | | 209 | | | 209 |
| PALMS MEDICAL GROUP HIGH SPRINGS | | 174 | 34 | 16% | 208 |
| LEESBURG PEDIATRICS | | 175 | 33 | 16% | 208 |
| UNIVERSITY OF MIAMI | | 77 | 131 | 63% | 208 |
| RIVERSIDE RECOVERY OF TAMPA | | 207 | 1 | 0% | 208 |
| ESCAMBIA COUNTY JAIL DETENTION DIVISION | | 203 | 5 | 2% | 208 |
| LAKE VIEW CARE CENTER AT DELRAY | | 201 | 6 | 3% | 207 |
| MIRACLE HILL NURSING & REHABILITATION CENTER INC | | 200 | 6 | 3% | 206 |
| LABCORP BURLINGTON | 1 | 157 | 48 | 23% | 206 |

COVID-19: testing by laboratory

Data through Apr 14, 2021 verified as of Apr 15, 2021 at 09:25 AM

Data in this report are provisional and subject to change.

The numbers in the table below represent the number of Florida and non-Florida residents for whom test results were received by the Department of Health. A person can be tested by more than one laboratory and can have both positive and negative results. **Therefore, the sum of the numbers in each column will be larger than the total number of people tested.**

| Reporting lab | Inconclusive | Negative | Positive | Percent positive | Total |
|--|--------------|----------|----------|------------------|-------|
| TARPON POINT NURSING AND REHABILITATION CENTER | | 203 | 3 | 1% | 206 |
| HIALEAH SHORES NURSING AND REHAB CENTER | | 197 | 8 | 4% | 205 |
| PEDIATRIC SPECIALISTS MEDICAL GROUP☐ | 1 | 184 | 20 | 10% | 205 |
| Cross Terrace REhabilitation | | 203 | 2 | 1% | 205 |
| SACRED HEART HEALTH SYSTEM INC | | 169 | 36 | 18% | 205 |
| DISCOVERY VILLAGE AT NAPLES | | 187 | 17 | 8% | 204 |
| PALM HARBOR FAMILY PRACTICE & WALK-IN | | 157 | 47 | 23% | 204 |
| PCB CLINIC | | 159 | 45 | 22% | 204 |
| NEW YORK CITY DEPARTMENT OF HEALTH & MENTAL | | 170 | 34 | 17% | 204 |
| CAREATC CITY OF TAMPA | 3 | 169 | 32 | 16% | 204 |
| BENDERSON FAMILY SKILLED NURSING AND☐ | | 187 | 17 | 8% | 204 |
| SENIOR LIVING VII TAMPA LLC☐ | 1 | 193 | 9 | 4% | 203 |
| Sunrise Health and Rehabilitation Center | | 195 | 8 | 4% | 203 |
| JUNO DERMATOLOGY LLC | | 186 | 17 | 8% | 203 |
| PATHGROUP LABS LLC | | 97 | 106 | 52% | 203 |
| TUSCAN GARDENS OF PALM COAST | | 198 | 5 | 2% | 203 |
| GEORGE SAFRAN MD PC | | 190 | 13 | 6% | 203 |
| LAB CORP | 1 | 117 | 85 | 42% | 203 |
| BROOKDALE OF SPRING HILL | 9 | 192 | 2 | 1% | 203 |
| BONITA PHARMACY | | 184 | 19 | 9% | 203 |
| ADVENT HEALTH CENTRA CARE - APOPKA NORTH | | 172 | 30 | 15% | 202 |
| YOUR FAMILY WALK-IN CLINIC | | 15 | 187 | 93% | 202 |
| POLK COUNTY HEALTH DEPARTMENT | | 178 | 24 | 12% | 202 |
| PHYSICIANS PRIMARY CARE OF SOUTHWEST FLORIDA | 1 | 184 | 17 | 8% | 202 |
| VAMC WEST PALM LAB | | 5 | 196 | 98% | 201 |
| A PLUS PEDIATRICS | | 178 | 23 | 11% | 201 |
| Governors Creek Health and Rehabilitation | 1 | 198 | 2 | 1% | 201 |
| COLLIER COUNTY JAIL | | 199 | 2 | 1% | 201 |
| TRUE NORTH HEALTH NAVIGATION LLC DBA DISPATCHHEALTH | 1 | 168 | 32 | 16% | 201 |
| HERITAGE HEALTHCARE AND REHABILITATION CENTER | | 195 | 5 | 3% | 200 |
| AMA MEDICAL GROUP LLC | | 168 | 32 | 16% | 200 |
| ADVENT HEALTH - CARROLLWOOD | 4 | 169 | 26 | 13% | 199 |
| AVANTE OF BOCA RATON | | 198 | 1 | 1% | 199 |
| PATRIOT MEDICAL LABORATORIES | | 191 | 8 | 4% | 199 |
| GRACE PEDIATRICS | | 168 | 31 | 16% | 199 |
| SOUTH BALDWIN REGIONAL MEDICAL CENTER | | 186 | 13 | 7% | 199 |
| FLORIDA DEPARTMENT OF HEALTH IN TAYLOR COUNTY | 1 | 154 | 43 | 22% | 198 |
| LAUREL POINT CARE ACQUISITION LLC DBA SANDGATE GARDENS REHAB AND NURSI | | 171 | 27 | 14% | 198 |
| DEPARTMENT OF HEALTH & HUMAN SERVICES | | 198 | | | 198 |
| GULF COAST MEDICAL CENTER | | 191 | 6 | 3% | 197 |
| REGENCY PARK | | 179 | 18 | 9% | 197 |
| MCW MENTAL HEALTH LLC | | 193 | 4 | 2% | 197 |
| EDWARD J HEALEY REHAB & NURSING CENTER | | 197 | | | 197 |
| MIAMI VA HEALTHCARE SYSTEM | | | 197 | 100% | 197 |
| RIVERWOOD CENTER,THE☐ | | 186 | 10 | 5% | 196 |
| NO FLORIDA PEDIATRICS, PA | | 169 | 27 | 14% | 196 |
| HOSPITAL FOR SPECIAL SURGERY | | 193 | 3 | 2% | 196 |

COVID-19: testing by laboratory

Data through Apr 14, 2021 verified as of Apr 15, 2021 at 09:25 AM

Data in this report are provisional and subject to change.

The numbers in the table below represent the number of Florida and non-Florida residents for whom test results were received by the Department of Health. A person can be tested by more than one laboratory and can have both positive and negative results. **Therefore, the sum of the numbers in each column will be larger than the total number of people tested.**

| Reporting lab | Inconclusive | Negative | Positive | Percent positive | Total |
|--|--------------|----------|----------|------------------|-------|
| ABBIEJEAN RUSSELL CARE CENTER☐ | | 195 | 1 | 1% | 196 |
| HUNT CLUB PEDIATRIC ASSOCIATES PA | | 130 | 66 | 34% | 196 |
| BARKLEY PLACE | 1 | 190 | 4 | 2% | 195 |
| ALL SEASONS NAPLES LLC☐ | | 187 | 8 | 4% | 195 |
| Heritage Park Rehabilitation & Healthcare | | 177 | 18 | 9% | 195 |
| BRUCE S WEST MD | 1 | 193 | 1 | 1% | 195 |
| JACKSONVILLE NURSING AND REHAB CENTER | | 186 | 8 | 4% | 194 |
| BEACON AT GULF BREEZE, THE | 2 | 181 | 11 | 6% | 194 |
| ABSOLUTE HEALTH INTERNAL MEDICINE AND PEDIATRICS | | 173 | 21 | 11% | 194 |
| ALLSOUTH URGENT CARE | | 25 | 169 | 87% | 194 |
| WALGREENS 4915 | 1 | 173 | 19 | 10% | 193 |
| SARNO EXTENDED HOURS | | 124 | 69 | 36% | 193 |
| FINLAY CLINICAL LABORATORY INC | 1 | 39 | 153 | 79% | 193 |
| VILLA MARIA WEST SKILLED NURSING FACILITY | | 185 | 8 | 4% | 193 |
| WORKPLACE SCREENING INTELLIGENCE | | | 193 | 100% | 193 |
| Hampton Court Nursing and Rehabilitation Center | | 190 | 2 | 1% | 192 |
| Signature Healthcare of Ormond | | 191 | 1 | 1% | 192 |
| Kindred Hospital South Florida Hollywood SNU | | 184 | 8 | 4% | 192 |
| CYPRESS POINT LIVING, LLC | | 177 | 15 | 8% | 192 |
| ARDEN COURTS OF DELRAY BEACH FL LLC | 3 | 179 | 10 | 5% | 192 |
| DOLPHIN POINTE HEALTH CARE LLC | | 169 | 23 | 12% | 192 |
| HEALTH LINK DIAGNOSTIC LABORATORIES | | 182 | 9 | 5% | 191 |
| PARK MEADOWS HEALTH AND REHABILITATION CENTER | | 191 | | | 191 |
| NEO GENOMICS - FORT MYERS | 1 | 183 | 6 | 3% | 190 |
| FIRST CHOICE PEDIATRICS SEMORAN | | 98 | 92 | 48% | 190 |
| VILLAGE PEDIATRICS LLC | | 160 | 29 | 15% | 189 |
| CARE CENTERS OF NASSAU | | 186 | 3 | 2% | 189 |
| PHYSICIANS REGIONAL MEDICAL CENTER - PINE RIDGE | | 20 | 168 | 89% | 188 |
| TUSCAN GARDENS OF VENETIA MANAGEMENT COMPANY | | 174 | 14 | 7% | 188 |
| VIERA MANOR ASSISTED LIVING RESIDENCE | | 181 | 7 | 4% | 188 |
| OCEAN REEF MEDICAL CENTER | | 150 | 38 | 20% | 188 |
| WOMEN'S CARE FLORIDA LABORATORY | | 183 | 5 | 3% | 188 |
| HEALTHPOINT MED GRP OF THE EMERALD COAST LLC | | 153 | 35 | 19% | 188 |
| NADAL PEDIATRICS - VICTORIA STREET (3385) | | 160 | 28 | 15% | 188 |
| NIGHT LITE PEDIATRICS WINTER GARDEN | | 144 | 44 | 23% | 188 |
| US MEDICAL CARE, INC | | 164 | 23 | 12% | 187 |
| PLANTATION NURSING & REHAB CENTER | | 187 | | | 187 |
| ZON BEACHSIDE LLC☐ | | 149 | 37 | 20% | 186 |
| CSL PLASMA | | 31 | 155 | 83% | 186 |
| SUMMERFIELD EMERGENCY ROOM | | 140 | 46 | 25% | 186 |
| Life Care Center of Altamonte Springs | | 157 | 29 | 16% | 186 |
| ANTHEM LAKES LLC | | 151 | 35 | 19% | 186 |
| HAWKINS FAMILY MEDICINE LLC | 1 | 133 | 51 | 28% | 185 |
| PPC-LAB EDI ORCHARD BI | | 176 | 9 | 5% | 185 |
| BAPTIST HEALTH PRIMARY CARE | 1 | 134 | 50 | 27% | 185 |
| LAKE WALES OPERATING GROUP LLC | | 180 | 5 | 3% | 185 |
| ADVENT | | 172 | 13 | 7% | 185 |

COVID-19: testing by laboratory

Data through Apr 14, 2021 verified as of Apr 15, 2021 at 09:25 AM

Data in this report are provisional and subject to change.

The numbers in the table below represent the number of Florida and non-Florida residents for whom test results were received by the Department of Health. A person can be tested by more than one laboratory and can have both positive and negative results. **Therefore, the sum of the numbers in each column will be larger than the total number of people tested.**

| Reporting lab | Inconclusive | Negative | Positive | Percent positive | Total |
|--|--------------|----------|----------|------------------|-------|
| CANTERFIELD OF CLAY COUNTY | | 146 | 38 | 21% | 184 |
| ST. JAMES BAY HEALTH AND REHABILITATION CENTER | | 183 | 1 | 1% | 184 |
| BROOKDALE ORANGE PARK | | 182 | 2 | 1% | 184 |
| FREEDOM SQUARE NURSING CENTER□ | | 176 | 8 | 4% | 184 |
| BARBARA O'REILLY MD PA | | 180 | 4 | 2% | 184 |
| CANTERFIELD OF OCALA, LLC | | 173 | 11 | 6% | 184 |
| GEORGIA DEPARTMENT OF PUBLIC HEALTH | 1 | 5 | 178 | 97% | 184 |
| GLADES HEALTH CARE CENTER | | 181 | 3 | 2% | 184 |
| FLORIDA MEDICAL CLINIC LLC | | 113 | 71 | 39% | 184 |
| VIPEDIATRICS PLLC | | 168 | 15 | 8% | 183 |
| CLERMONT URGENT CARE | | | 183 | 100% | 183 |
| ADVENT HEALTH CENTRA CARE - WESLEY CHAPEL | | 13 | 170 | 93% | 183 |
| PRIMECARE OF DOTHAN | | 128 | 54 | 30% | 182 |
| BENTON HOUSE AT OAKLEAF | | 152 | 30 | 16% | 182 |
| PEDIATRICS OF GREATER ORLANDO | | 155 | 27 | 15% | 182 |
| ARDEN COURTS OF LARGO FL, LLC | | 160 | 22 | 12% | 182 |
| NORTH BEACH REHABILITATION CENTER | | 179 | 2 | 1% | 181 |
| EXOSOME DIAGNOSTICS | 1 | 161 | 19 | 10% | 181 |
| XPRESS URGENT CARE- PORT ST. LUCIE | | 59 | 122 | 67% | 181 |
| SUNY UPSTATE MEDICAL UNIVERSITY | | 166 | 15 | 8% | 181 |
| Emory L Bennett State Veterans Nursing Home | | 178 | 3 | 2% | 181 |
| STERLING HOUSE OF PUNTA GORDA | | 179 | 1 | 1% | 180 |
| BVM THE BRIDGES LLC | | 179 | | | 179 |
| CHARTER SENIOR LIVING OF PANAMA CITY BEACH | | 158 | 21 | 12% | 179 |
| BAY EDUCATORS WELLNESS CENTER | | 122 | 57 | 32% | 179 |
| RDV SPORTSPLEX PEDIATRICS | | 150 | 28 | 16% | 178 |
| EMBRY RIDDLE AERONAUTICAL UNIVERSITY HEALTH SERVICES | | 1 | 177 | 99% | 178 |
| AMERICAN FAMILY MEDICAL LLC | | 135 | 43 | 24% | 178 |
| ROSECASTLE OF ZEPHRHILLS | | 175 | 3 | 2% | 178 |
| PORT CHARLOTTE HMA | | 156 | 21 | 12% | 177 |
| BRIGHTON EGGERT PHARMACY INC | | 170 | 7 | 4% | 177 |
| NORTH FLORIDA INTERNAL MEDICINE PA | | 143 | 34 | 19% | 177 |
| ADVENT HEALTH CENTRA CARE - CARROLLWOOD | | 5 | 172 | 97% | 177 |
| ROSECASTLE OF CITRUS | | 147 | 30 | 17% | 177 |
| GATTOLINE ENTERPRISES, INC. DBA FAMILY CARE PHARMACY | | 145 | 31 | 18% | 176 |
| FLORIDA DEPARTMENT OF HEALTH IN ALACHUA COUNTY - | | 162 | 14 | 8% | 176 |
| Lehigh Acres Health and Rehabilitation | | 164 | 12 | 7% | 176 |
| The Inn at Sarasota Bay Club | | 174 | 2 | 1% | 176 |
| ASTON GARDENS AT PELICAN MARSH | | 169 | 7 | 4% | 176 |
| GENE BY GENE | | 61 | 115 | 65% | 176 |
| VITAS HEALTHCARE CORPORATION OF FL | | 161 | 15 | 9% | 176 |
| ORLANDO HEALTH EMERGENCY DEPARTMENT | | 163 | 12 | 7% | 175 |
| MID FLORIDA PATHOLOGY LLC MOBILE UNIT #4 | | 122 | 53 | 30% | 175 |
| CAYUGA MEDICAL CENTER AT ITHACA | | 170 | 5 | 3% | 175 |
| HCTB INC | | 146 | 29 | 17% | 175 |
| ANCHOR CARE AND REHABILITATION CENTER | | 173 | 1 | 1% | 174 |
| MEASE COUNTRYSIDE HOSPITAL | | 2 | 172 | 99% | 174 |

COVID-19: testing by laboratory

Data through Apr 14, 2021 verified as of Apr 15, 2021 at 09:25 AM

Data in this report are provisional and subject to change.

The numbers in the table below represent the number of Florida and non-Florida residents for whom test results were received by the Department of Health. A person can be tested by more than one laboratory and can have both positive and negative results. **Therefore, the sum of the numbers in each column will be larger than the total number of people tested.**

| Reporting lab | Inconclusive | Negative | Positive | Percent positive | Total |
|---|--------------|----------|----------|------------------|-------|
| MOBILE INFIRMARY MED CENTER PATH LAB | | 158 | 15 | 9% | 173 |
| CENTRAL FLORIDA HEALTHCARE GROUP LLC | | 151 | 22 | 13% | 173 |
| FIRSTCARE CLINIC | | 97 | 76 | 44% | 173 |
| SUWANNEE VALLEY NURSING CENTER | | 158 | 14 | 8% | 172 |
| FLORIDA HEALTH CARE PLANS INC | | 2 | 170 | 99% | 172 |
| FORT WALTON REHABILITATION CENTER | | 133 | 39 | 23% | 172 |
| WEST COAST FAMILY MEDICAL CARE | | 137 | 35 | 20% | 172 |
| LAKEVIEW TERRACE RETIREMENT COMMUNITY | | 154 | 18 | 10% | 172 |
| BROOKDALE FORT MYERS THE COLONY | | 167 | 4 | 2% | 171 |
| QUEENS HOSPITAL CENTER | 1 | 160 | 10 | 6% | 171 |
| RITE MEDICAL CARE PC | | 169 | 2 | 1% | 171 |
| Madison Health and Rehabilitation Center | | 135 | 36 | 21% | 171 |
| KINDRED HOSPITAL MELBOURNE | 1 | 163 | 6 | 4% | 170 |
| Belleair Healthcare Center | | 164 | 6 | 4% | 170 |
| GULFCOAST PEDIATRICS | | 160 | 10 | 6% | 170 |
| URGENT CARE OF THE PALM BEACHES, NORTH PALM BEACH | | | 170 | 100% | 170 |
| HIGHLANDS LAKE CENTER | | 165 | 5 | 3% | 170 |
| Life Care Center of Orlando | | 164 | 5 | 3% | 169 |
| COASTAL INTERNAL MEDICINE | | 130 | 39 | 23% | 169 |
| NO FLORIDA PEDIATRICS, PA - BRADFORD | | 139 | 29 | 17% | 168 |
| ADVENT HEALTH CENTRA CARE - TEMPLE TERRACE | 1 | 104 | 63 | 38% | 168 |
| EAST NEW YORK DIAGNOSTIC AND TREATMENT | | 159 | 9 | 5% | 168 |
| PANAMA CITY DEVELOPMENTAL CENTER□ | | 168 | | | 168 |
| QUALITY URGENT CARE AND WELLNESS PL | 3 | 121 | 44 | 26% | 168 |
| HEARTLAND HEALTHCARE AND REHAB CENTER | | 146 | 22 | 13% | 168 |
| OSPREY VILLAGE AT AMELIA ISLAND LTD | | 157 | 10 | 6% | 167 |
| FINNISH AMERICAN REST HOME-ALF | | 165 | 2 | 1% | 167 |
| WOODBIDGE FACILITY INC | | 161 | 5 | 3% | 166 |
| FHMG-FLORIDA HOSPITAL MEDICAL GROUP | | 141 | 25 | 15% | 166 |
| MEADOWCREST FAMILY PHYSICIANS | | 97 | 69 | 42% | 166 |
| WESLEY HAVEN VILLA | 1 | 131 | 34 | 20% | 166 |
| THE ARLINGTON OF NAPLES INC. | | 162 | 3 | 2% | 165 |
| CITRUS HEALTH AND REHAB | | 132 | 33 | 20% | 165 |
| BROOKDALE BONITA SPRINGS | | 162 | 3 | 2% | 165 |
| NORTH PORT REHABILITATION AND NURSING CENTER□ | | 163 | 1 | 1% | 164 |
| TERRACE AT HOBE SOUND, THE | 1 | 154 | 9 | 5% | 164 |
| WILTON MANORS HEALTH & REHABILITATION CENTER | | 155 | 9 | 5% | 164 |
| Signature Healthcare of Palm Beach | | 162 | 1 | 1% | 163 |
| KRYSTAL BAY NURSING AND REHABILITATION | | 157 | 6 | 4% | 163 |
| BRADENTON HEALTH CARE | | 163 | | | 163 |
| TRI COUNTY NURSING HOME | | 162 | 1 | 1% | 163 |
| WALGREENS #06012 | | 144 | 19 | 12% | 163 |
| PRECISION GENETICS, INC | | 157 | 6 | 4% | 163 |
| CVS | | 41 | 120 | 75% | 161 |
| TRADITION MEDICAL CENTER LABORATORY | | 55 | 106 | 66% | 161 |
| SOMERBY LAKE NONA | | 154 | 7 | 4% | 161 |
| MINUTECLINIC DIAGNOSTIC OF TEXAS, LLC | | 143 | 17 | 11% | 160 |

COVID-19: testing by laboratory

Data through Apr 14, 2021 verified as of Apr 15, 2021 at 09:25 AM

Data in this report are provisional and subject to change.

The numbers in the table below represent the number of Florida and non-Florida residents for whom test results were received by the Department of Health. A person can be tested by more than one laboratory and can have both positive and negative results. **Therefore, the sum of the numbers in each column will be larger than the total number of people tested.**

| Reporting lab | Inconclusive | Negative | Positive | Percent positive | Total |
|---|--------------|----------|----------|------------------|-------|
| ISLAND HEALTH AND REHABILITATION CENTER | | 159 | 1 | 1% | 160 |
| GREENBRIAR REHABILITATION AND NURSING CENTER | 1 | 159 | | | 160 |
| F&T MEDICAL RESEARCH, INC | | 160 | | | 160 |
| ARCADIA HEALTH AND REHABILITATION CENTER | | 100 | 60 | 38% | 160 |
| KEYSTONE REHAB | | 160 | | | 160 |
| DESOTO PALMS ALF | | 154 | 5 | 3% | 159 |
| BROOKDALE PENSACOLA | | 158 | 1 | 1% | 159 |
| PEDIATRIC ASSOCIATES AT ARGYLE PA | | 151 | 7 | 4% | 158 |
| WRIGHTS HEALTH CARE AND REHABILITATION CENTER | | 128 | 30 | 19% | 158 |
| Peninsula Care and Rehab | | 146 | 12 | 8% | 158 |
| WUESTHOFF REF LABORATORY | | | 158 | 100% | 158 |
| ESCAMBIA COUNTY JAIL | 2 | 121 | 34 | 22% | 157 |
| MAINSTREAM DIAGNOSTIC LABORATORY LLC | | 133 | 24 | 15% | 157 |
| JACKSON COUNTY HEALTH DEPARTMENT | | 109 | 48 | 31% | 157 |
| ALL FLORIDA FAMILY AND SPORTS MEDICINE | | 134 | 23 | 15% | 157 |
| DOCTORS MEMORIAL FAMILY PRACTICE | 2 | 119 | 36 | 23% | 157 |
| KINDRED HOSPITAL - SOUTH FLORIDA | | 155 | 2 | 1% | 157 |
| HAZELDEN FLORIDA | 1 | 149 | 7 | 4% | 157 |
| Englewood Healthcare and Rehab | | 141 | 15 | 10% | 156 |
| POINTE, THE | | 128 | 28 | 18% | 156 |
| TIMBERRIDGE NURSING HOME & REHAB | | 123 | 33 | 21% | 156 |
| BAYCARE HEALTH SYSTEMS | | 6 | 149 | 96% | 155 |
| DIAMOND RIDGE | | 147 | 8 | 5% | 155 |
| PROVIDENCE HOSPITAL LABORATORY | | 147 | 8 | 5% | 155 |
| COCOA BEACH/ADVENT CENTRA | | 41 | 114 | 74% | 155 |
| FEDERATION CCRC OPERATIONS CORP | | 153 | 1 | 1% | 154 |
| PRUITT HEALTH | | 152 | 2 | 1% | 154 |
| AMERICAN HOUSE COCONUT POINT | | 133 | 21 | 14% | 154 |
| FAWCETT MEMORIAL HOSPITAL-LAB | | 39 | 115 | 75% | 154 |
| PALMETTTO FACILITY INC | 1 | 153 | | | 154 |
| WALTON PLACE | | 154 | | | 154 |
| KINDRED HOSPITAL SOUTH FLORIDA | | 119 | 35 | 23% | 154 |
| ADVENTHEALTH MEDICAL GROUP FAMILY MEDICINE AT | | 115 | 38 | 25% | 153 |
| JEFFERSON COUNTY HEALTH DEPARTMENT-MONTICELLO | | 120 | 33 | 22% | 153 |
| MINUTECLINIC DIAGNOSTIC | | 145 | 8 | 5% | 153 |
| LIFE BRITE | | 137 | 16 | 10% | 153 |
| GRAVITY DIAGNOSTICS | | 56 | 97 | 63% | 153 |
| HOSPICE OF THE TREASURE COAST | | 148 | 5 | 3% | 153 |
| WALGREENS 6221 | | 136 | 17 | 11% | 153 |
| TUSCAN ISLE CHAMPIONSGATE OP CO LLC | | 150 | 2 | 1% | 152 |
| CRANE CENTER | | 121 | 31 | 20% | 152 |
| PHYSICIAN PARTNERS PERRY | | 88 | 64 | 42% | 152 |
| Nemours Children's Urgent Care | | 80 | 72 | 47% | 152 |
| SUNNY HILLS ALF OF SEBRING INC | | 140 | 12 | 8% | 152 |
| JPR URGENT MEDICAL CARE | | 148 | 4 | 3% | 152 |
| ADVENTHEALTH HOSPICE CARE CENTRAL FLORIDA | | 147 | 4 | 3% | 151 |
| NAVARRE GARDENS LLC | | 126 | 25 | 17% | 151 |

COVID-19: testing by laboratory

Data through Apr 14, 2021 verified as of Apr 15, 2021 at 09:25 AM

Data in this report are provisional and subject to change.

The numbers in the table below represent the number of Florida and non-Florida residents for whom test results were received by the Department of Health. A person can be tested by more than one laboratory and can have both positive and negative results. **Therefore, the sum of the numbers in each column will be larger than the total number of people tested.**

| Reporting lab | Inconclusive | Negative | Positive | Percent positive | Total |
|---|--------------|----------|----------|------------------|------------|
| FAWCETT MEMORIAL HOSPITAL LABORATORY | | | 151 | 100% | 151 |
| REFUAH HEALTH CENTER LABORATORY | | 143 | 8 | 5% | 151 |
| ARDEN COURTS OF PALM HARBOR | | 130 | 20 | 13% | 150 |
| PALM BEACH COUNTY HEALTH DEPT LAB | 4 | 139 | 7 | 5% | 150 |
| CHERRY OAK PALM BEACH COUNTY | | 142 | 8 | 5% | 150 |
| CORE BIO LABS | | 76 | 74 | 49% | 150 |
| SEMINOLE TRIBE OF FLORIDA | | 123 | 27 | 18% | 150 |
| The Crossroads | | 149 | 1 | 1% | 150 |
| LABORATORY OF FLORIDA | | 97 | 53 | 35% | 150 |
| ALLCARE MEDICAL CENTERS PC | | 125 | 24 | 16% | 149 |
| GOLD CHOICE SENIOR COMMUNITIES | | 109 | 40 | 27% | 149 |
| PRECISION HEALTH RESOURCES, LLC | 1 | 133 | 15 | 10% | 149 |
| CLEARWATER STATMED QUICK QUALITY CLINICS | | 43 | 106 | 71% | 149 |
| SEAGRASS VILLAGE FLEMING ISLAND | | 111 | 37 | 25% | 148 |
| MACKOUL PEDIATRICS FORT MYERS | | 130 | 18 | 12% | 148 |
| MILLENNIUM LAB SERVICES | | | 148 | 100% | 148 |
| PROMPT CARE OF CENTRAL FLORIDA | | | 148 | 100% | 148 |
| SONATA COCONUT CREEK | 2 | 122 | 23 | 16% | 147 |
| CROSSWINDS HEALTH AND REHABILITATION CENTER | 1 | 144 | 2 | 1% | 147 |
| CARE RESOURCE COMMUNITY HEALTH CENTERS INC | | 140 | 7 | 5% | 147 |
| TGH URGENT CARE – SEMINOLE | | | 147 | 100% | 147 |
| WEDGEWOOD HEALTHCARE CENTER | | 94 | 52 | 36% | 146 |
| WEST | | 129 | 17 | 12% | 146 |
| BOSTON RED SOX CLUB LP | | 144 | 2 | 1% | 146 |
| DAYSPRING VILLAGE | | 124 | 22 | 15% | 146 |
| Quail Run Health Care Center | | 146 | | | 146 |
| MINUTECLINIC DIAGNOSTIC OF SOUTH CARO | | 121 | 24 | 17% | 145 |
| BROOKDALE CAPE CORAL | | 145 | | | 145 |
| AEGIS MEDICAL GROUP | | 121 | 24 | 17% | 145 |
| REGENCY CARE OF BLOUNTSTOWN LLC | | 135 | 10 | 7% | 145 |
| ADVENTHEALTH CENTRA CARE PONCIANA | 1 | 81 | 63 | 43% | 145 |
| FAMILY EXTENDED CARE OF CENTRAL TAMPA | | 127 | 18 | 12% | 145 |
| NCRNC INC | | 140 | 4 | 3% | 144 |
| East Bay Rehabilitation Center | | 110 | 34 | 24% | 144 |
| WILLOWBROOKE COURT AT ST ANDREWS ESTATES | | 139 | 5 | 3% | 144 |
| ATMORE COMMUNITY HOSPITAL LABORATORY | | 116 | 28 | 19% | 144 |
| SMILEY MEDICAL GROUP | | 108 | 35 | 24% | 143 |
| JEFFERY WEINZWEIG | | 2 | 141 | 99% | 143 |
| PROVISTA DIAGNOSTICS, INC | | 140 | 3 | 2% | 143 |
| PALM GARDEN OF PINELLAS | | 142 | | | 142 |
| OAKHURST CENTER | | 135 | 7 | 5% | 142 |
| DB MD | | 126 | 16 | 11% | 142 |
| GATEWAY CARE CENTER | | 139 | 2 | 1% | 141 |
| CLINICA HISPANA | | 1 | 140 | 99% | 141 |
| RESEARCH CENTERS OF AMERICA, LLC | | 117 | 24 | 17% | 141 |
| LabCorp L#09258090 M#09258105 | | 74 | 67 | 48% | 141 |
| NOVARI CARE LLC | | 97 | 44 | 31% | 141 |

COVID-19: testing by laboratory

Data through Apr 14, 2021 verified as of Apr 15, 2021 at 09:25 AM

Data in this report are provisional and subject to change.

The numbers in the table below represent the number of Florida and non-Florida residents for whom test results were received by the Department of Health. A person can be tested by more than one laboratory and can have both positive and negative results. **Therefore, the sum of the numbers in each column will be larger than the total number of people tested.**

| Reporting lab | Inconclusive | Negative | Positive | Percent positive | Total |
|--|--------------|----------|----------|------------------|------------|
| PORT ST LUCIE REHABILITATION AND HEALTHCARE | | 98 | 43 | 30% | 141 |
| UNITED CLINICAL LABORATORIES | | 132 | 9 | 6% | 141 |
| HARBOR BEACH NURSING AND REHABILITATION CENTER | | 136 | 5 | 4% | 141 |
| OAKS OF KISSIMMEE HEALTH AND REHABILITATION CENTER | | 138 | 3 | 2% | 141 |
| MEMORY CARE OF NAPLES | | 140 | 1 | 1% | 141 |
| MV MEDICAL PRACTICE DBA PRIMARY URGENT CARE | | 133 | 7 | 5% | 140 |
| DAYSPRING SENIOR LIVING LLC | | 138 | 2 | 1% | 140 |
| CITRUS MEMORIAL HOSPITAL | | | 139 | 100% | 139 |
| Gulf Coast Healthcare (Longwood Health and Rehab | | 118 | 21 | 15% | 139 |
| GRAND OAKS HEALTH & REHABILITATION | | 138 | 1 | 1% | 139 |
| OPPENHEIMER PLASTIC SURGERY LLC | | 134 | 5 | 4% | 139 |
| AMERICAN PATHOLOGY PARTNERS | | 136 | 2 | 1% | 138 |
| WINDSOR OF LAKEWOOD RANCH,THE | | 136 | 2 | 1% | 138 |
| CARENOW URGENT CARE - LAKE MARY | | | 138 | 100% | 138 |
| AHEC CLINIC | | 8 | 130 | 94% | 138 |
| Centre Pointe Health and Rehabilitation Center | | 127 | 11 | 8% | 138 |
| ADVENT HEALTH CENTRA CARE - CITRUS PARK | | 9 | 129 | 93% | 138 |
| MANOR CARE OF PALM HARBOR | | 135 | 3 | 2% | 138 |
| ADVENT HEALTH CENTRA CARE - DELAND | | 28 | 110 | 80% | 138 |
| SPRING HAVEN RETIREMENT | 1 | 133 | 3 | 2% | 137 |
| MANOR AT BLUEWATER BAY | | 131 | 6 | 4% | 137 |
| MED COMP SCIENCES | | 3 | 134 | 98% | 137 |
| A2Z DIAGNOSTICS | | 136 | 1 | 1% | 137 |
| GARDENS HEALTH NH LLC | | 134 | 3 | 2% | 137 |
| MINUTECLINIC LLC #4987 | | 120 | 17 | 12% | 137 |
| Lakeside Nursing and Rehabilitation Center | 1 | 111 | 25 | 18% | 137 |
| SOUTH GEORGIA MEDICAL CENTER | | 91 | 46 | 34% | 137 |
| DOCTOR'S IN HOUSE LABORATORY | | 18 | 119 | 87% | 137 |
| HIGHLANDS MEDICAL CENTER | | 133 | 3 | 2% | 136 |
| LIFE CARE CENTER OF JACKSONVILLE□ | | 115 | 21 | 15% | 136 |
| JOHN KNOX VILLAGE OF CENTRAL FLORIDA | | 131 | 5 | 4% | 136 |
| BIGGERS FAMILY MEDICINE PA | 1 | 121 | 14 | 10% | 136 |
| MERCY MEDICAL URGENT CARE CENTER INC | | 84 | 52 | 38% | 136 |
| SONATA DELRAY BEACH | | 125 | 11 | 8% | 136 |
| ARDEN COURTS OF LELY PALMS□ | | 134 | 2 | 1% | 136 |
| CLARE BRIDGE OF CAPE CORAL | 1 | 135 | | | 136 |
| ADVENT HEALTH CENTRA CARE - ORANGE CITY | 1 | 53 | 82 | 60% | 136 |
| LONGWOOD HEALTH AND REHABILITATION CENTER | | 124 | 12 | 9% | 136 |
| KINDRED HOSPITAL NORTH FLORIDA | 3 | 124 | 8 | 6% | 135 |
| REGENCY OAKS HEALTH CENTER | | 133 | 2 | 1% | 135 |
| IRL MARKET LAB ALACHUA | | 104 | 31 | 23% | 135 |
| Summit Medical Group | | 123 | 12 | 9% | 135 |
| PEDIATRIC CARE CENTER | | 135 | | | 135 |
| SONATA WEST | | 133 | 2 | 1% | 135 |
| WELLNOW URGENT CARE PC | | 132 | 2 | 1% | 134 |
| SUNY UPSTATE OVERFLOW LABORATORY | | 134 | | | 134 |
| ADVANCED MEDICAL CENTER | | 86 | 48 | 36% | 134 |

COVID-19: testing by laboratory

Data through Apr 14, 2021 verified as of Apr 15, 2021 at 09:25 AM

Data in this report are provisional and subject to change.

The numbers in the table below represent the number of Florida and non-Florida residents for whom test results were received by the Department of Health. A person can be tested by more than one laboratory and can have both positive and negative results. **Therefore, the sum of the numbers in each column will be larger than the total number of people tested.**

| Reporting lab | Inconclusive | Negative | Positive | Percent positive | Total |
|--|--------------|----------|----------|------------------|-------|
| STEWARD MEDICAL GROUP | | 34 | 100 | 75% | 134 |
| SOUTH CAMPUS FACILITY INC | | 122 | 11 | 8% | 133 |
| LEE MEMORIAL HEALTH SYSTEM HEALTH FAIR | | 128 | 5 | 4% | 133 |
| DIAGNOSTIC LABORATORY OF OKLAHOMA | | 106 | 26 | 20% | 132 |
| ORANGE COUNTY CORRECTIONS HEALTH SERVICES | | 102 | 30 | 23% | 132 |
| THE REHABILITATION CENTER OF LAKE CITY | | 127 | 5 | 4% | 132 |
| VITAS HEALTHCARE | | 121 | 11 | 8% | 132 |
| CENTRACARE | | 18 | 114 | 86% | 132 |
| HARBORCHASE OF VERO BEACH | 1 | 115 | 16 | 12% | 132 |
| AMERICAN HOUSE-BONITA SPRINGS□ | | 131 | 1 | 1% | 132 |
| GABISA MEDICAL LLC | | 132 | | | 132 |
| SANDALWOOD NURSING CENTER | | 125 | 7 | 5% | 132 |
| COASTAL DETOX | | 129 | 3 | 2% | 132 |
| ARIZONA DEPARTMENT OF HEALTH SERVICES | | 5 | 127 | 96% | 132 |
| SONNIS PEDIATRICS PA | | 117 | 14 | 11% | 131 |
| LABCORP RTP | | 53 | 78 | 60% | 131 |
| THE WELLNESS CENTER AT LAKEWOOD RANCH | | 43 | 88 | 67% | 131 |
| The Crossings | | 129 | 2 | 2% | 131 |
| LAKELAND REGIONAL HEALTH LAKE MIRIAM | 2 | 87 | 42 | 32% | 131 |
| GRAND VILLA OF ORMOND BEACH | | 125 | 6 | 5% | 131 |
| FOUNTAINS OF HOPE LLC, THE | | 130 | 1 | 1% | 131 |
| INTEGRATED REGIONAL LABORATORIES | | 119 | 12 | 9% | 131 |
| COQUINA CENTER | | 125 | 5 | 4% | 130 |
| MOOSEHAVEN LIFE CARE CENTER | | 130 | | | 130 |
| QUICK CARE MED PL CR | | 80 | 49 | 38% | 129 |
| BMHSI-AEL MICROBIOLOGY LABORATORY | 2 | 102 | 25 | 19% | 129 |
| WILLOW BROOKE COURT AT AZALEA TRACE | | 128 | 1 | 1% | 129 |
| GRAND VILLA OF LAKELAND | | 123 | 6 | 5% | 129 |
| OAKS OF CLEARWATER, THE | | 126 | 3 | 2% | 129 |
| CHARLES CROFT MD | 1 | 127 | 1 | 1% | 129 |
| TURNING POINT OF TAMPA | | 122 | 7 | 5% | 129 |
| TRI-COUNTY NURSING HOME | | 117 | 12 | 9% | 129 |
| ST PETERSBURG PEDIATRICS-MLK JUNIOR BLVD | | 120 | 9 | 7% | 129 |
| MAGNOLIA MEDICAL CLINIC | | 20 | 108 | 84% | 128 |
| ARBOR TERRACE SAN JOSE LLC | 3 | 123 | 2 | 2% | 128 |
| CORNERSTONE MEDICAL CARE OF BRANDON PL | | 104 | 23 | 18% | 127 |
| THE CLUB AND REHABILITATION CENTER | | 126 | 1 | 1% | 127 |
| GESSLER CLINIC PA | | 98 | 29 | 23% | 127 |
| PANAMA PHARMACY | 3 | 106 | 18 | 14% | 127 |
| SHOAL CREEK REHABILITATION CENTER | | 85 | 42 | 33% | 127 |
| KINDRED HOSPITAL-BAY AREA-ST PETERSBURG LAB | 1 | 120 | 6 | 5% | 127 |
| SURFSIDE URGENT CARE | | 104 | 23 | 18% | 127 |
| HILLSBOROUGH COUNTY DEVELOPMENTAL CTR□ | 1 | 117 | 9 | 7% | 127 |
| SOLARIS SENIOR LIVING OF MERRITT ISLAND | | 121 | 5 | 4% | 126 |
| ALTERNATIVE LIVING, INC DBA TWIN CITIES PAVILION | | 123 | 3 | 2% | 126 |
| OCALA CBOC | | 120 | 6 | 5% | 126 |
| HEARTLAND PHARMACY LAKE PLACID, INC | | 94 | 31 | 25% | 125 |

COVID-19: testing by laboratory

Data through Apr 14, 2021 verified as of Apr 15, 2021 at 09:25 AM

Data in this report are provisional and subject to change.

The numbers in the table below represent the number of Florida and non-Florida residents for whom test results were received by the Department of Health. A person can be tested by more than one laboratory and can have both positive and negative results. **Therefore, the sum of the numbers in each column will be larger than the total number of people tested.**

| Reporting lab | Inconclusive | Negative | Positive | Percent positive | Total |
|---|--------------|----------|----------|------------------|-------|
| VITAS HEALTHCARE CORPORATION OF FLORIDA | | 121 | 4 | 3% | 125 |
| IQBAL A FARUQUI MD | | 93 | 32 | 26% | 125 |
| L&S SENIOR CARE DBA ARCADIA OAKS | 4 | 120 | 1 | 1% | 125 |
| FLORIDA DEPARTMENT OF HEALTH IN LAKE COUNTY | 1 | 79 | 44 | 35% | 124 |
| BAY REGIONAL URGENT CARE | 1 | 83 | 40 | 32% | 124 |
| WINDERMERE MEDICAL CENTER | | 119 | 5 | 4% | 124 |
| Mt Sinai Aventura | | | 124 | 100% | 124 |
| ARBOR GLEN AT ARBOR TRACE | 2 | 113 | 9 | 7% | 124 |
| ADVENT HEALTH CENTRA CARE - BRANDON | | 31 | 93 | 75% | 124 |
| ROHR HOME | | 121 | 3 | 2% | 124 |
| NORTH FL SOUTH GA HCS-MALCOM RANDALL VAMC | | | 124 | 100% | 124 |
| ISLAND URGENT CARE PLLC DBA AFC URGENT CARE | | 122 | 1 | 1% | 123 |
| GENEDX | | 48 | 75 | 61% | 123 |
| MICRO PATH LABORATORIES INC | | 120 | 3 | 2% | 123 |
| MEYER PEDIATRICS | | 107 | 16 | 13% | 123 |
| PSL NAPLES BH OPERATIONS, LLC | | 123 | | | 123 |
| SEMINOLE SPORTS AND FAMILY MEDICINE | | 108 | 15 | 12% | 123 |
| CITRUS MEMORIAL HEALTH SYSTEM LAB | | 2 | 121 | 98% | 123 |
| ARDEN COURTS OF WEST PALM BEACH | | 122 | 1 | 1% | 123 |
| TIFFANY HALL NURSING AND REHAB CENTER | | 114 | 9 | 7% | 123 |
| MONTEFIORE MEDICAL CENTER LABORATORIES - MOSES | | 112 | 10 | 8% | 122 |
| SEVEN HILLS HEALTH AND REHABILITATION CENTER | | 106 | 16 | 13% | 122 |
| BRANDON COMMUNITY HEALTH CENTER | | 99 | 23 | 19% | 122 |
| FLORIDA ATLANTIC UNIVERSITY | | 115 | 7 | 6% | 122 |
| PALMS EDGE | 1 | 113 | 8 | 7% | 122 |
| THREE OAKS PHARMACY INC | | 109 | 13 | 11% | 122 |
| MINUTECLINIC DIAGNOSTIC OF RHODE ISLAND, LLC #729 | | 118 | 4 | 3% | 122 |
| THE COURTYARD ASSISTED LIVING | | 117 | 4 | 3% | 121 |
| TGH URGENT CARE - TYRONE | | 3 | 118 | 98% | 121 |
| URGENT CARE TCMA | | | 121 | 100% | 121 |
| EC OPCO CARROLLWOOD LLC | | 114 | 7 | 6% | 121 |
| SIGNATURE HEALTHCARE OF PORT CHARLOTTE | | 114 | 7 | 6% | 121 |
| KEYSTYLE LIVING LLC | 1 | 119 | 1 | 1% | 121 |
| SUNRISE SENIOR LIVING OF JACKSONVILLE | | 112 | 9 | 7% | 121 |
| SANDY RIDGE CENTER FOR REHABILITATION AND HEALING | | 100 | 21 | 17% | 121 |
| PARKVIEW HEALTH | | 121 | | | 121 |
| PINELLAS COUNTY JAIL | | | 121 | 100% | 121 |
| Crystal Health & Rehab Center | | 115 | 6 | 5% | 121 |
| ARBOR TERRACE ORTEGA LLC | 2 | 116 | 2 | 2% | 120 |
| DIATHERIX LABORATORIES | | 71 | 49 | 41% | 120 |
| NSPIRE HEALTHCARE TAMARAC | | 80 | 40 | 33% | 120 |
| BROOKDALE JENSEN BEACH | | 117 | 3 | 3% | 120 |
| MATHISON RETIREMENT COMMUNITY | | 114 | 5 | 4% | 119 |
| MINUTECLINIC DIAGNOSTIC OF NORTH CAROL | | 96 | 23 | 19% | 119 |
| BIODESIX, INC. | | 90 | 29 | 24% | 119 |
| PRIME HEALTH OF NORTH PORT LLC | | 99 | 20 | 17% | 119 |
| HOBDAIRI FAMILY HEALTH LLC | | 83 | 36 | 30% | 119 |

COVID-19: testing by laboratory

Data through Apr 14, 2021 verified as of Apr 15, 2021 at 09:25 AM

Data in this report are provisional and subject to change.

The numbers in the table below represent the number of Florida and non-Florida residents for whom test results were received by the Department of Health. A person can be tested by more than one laboratory and can have both positive and negative results. **Therefore, the sum of the numbers in each column will be larger than the total number of people tested.**

| Reporting lab | Inconclusive | Negative | Positive | Percent positive | Total |
|---|--------------|----------|----------|------------------|-------|
| BROOKDALE PALM COAST | | 119 | | | 119 |
| PICH KTM CORP DBA MEDTOWN PHARMACY | | 102 | 17 | 14% | 119 |
| MD NOW MEDICAL CENTERS INC | | 87 | 32 | 27% | 119 |
| MY CLINICAL LAB INC | | 17 | 102 | 86% | 119 |
| RDX BIOSCIENCE | | 60 | 59 | 50% | 119 |
| MED ONE AT SAINT AUGUSTINE | | 87 | 32 | 27% | 119 |
| FLAGLER COLLEGE HEALTH SERVICES | | 86 | 33 | 28% | 119 |
| SH HERON EAST LLC | | 103 | 15 | 13% | 118 |
| COASTAL HEALTH AND REHAB | | 110 | 8 | 7% | 118 |
| PHYSICIANS REGIONAL CLINIC | | 89 | 29 | 25% | 118 |
| MORTON PLANT HOSPITAL NURSING | | 2 | 116 | 98% | 118 |
| LATE HOURS URGENT CARE | | 61 | 57 | 48% | 118 |
| WESTCHESTER MEDICAL CENTER | 1 | 112 | 5 | 4% | 118 |
| VILLAGE ON THE ISLE | | 111 | 6 | 5% | 117 |
| NEIGHBORHOOD MEDICAL CENTER | | 112 | 5 | 4% | 117 |
| Golfview Healthcare Center | | 111 | 6 | 5% | 117 |
| BROOKDALE COLONIAL PARK | 2 | 114 | 1 | 1% | 117 |
| UNIVERSITY HEALTH SYSTEM INC | | 106 | 11 | 9% | 117 |
| VILLAS OF HOLLY BROOK - BRADENTON 14TH | | 115 | 2 | 2% | 117 |
| BELVEDERE COMMONS OF FORT WALTON BEACH | | 106 | 10 | 9% | 116 |
| MD 365 MEDICAL CARE | | 115 | 1 | 1% | 116 |
| LEE COUNTY SCHOOL DISTRICT | 1 | 108 | 7 | 6% | 116 |
| BROWARD HEALTH CORAL SPRINGS EPIDEMIOLOGY DEPT | | 1 | 114 | 99% | 115 |
| FHMG LAKE MARY PEDS | | 100 | 15 | 13% | 115 |
| PANCARE HEALTH GULF COUNTY | | 87 | 28 | 24% | 115 |
| SUNFLOWER SPRINGS ASSISTED LIVING | | 105 | 10 | 9% | 115 |
| Hialeah Nursing And Rehabilitation Center | | 109 | 6 | 5% | 115 |
| HEARTLAND SOUTH JACKSONVILLE OF JACKSONVILLE FL , | | 115 | | | 115 |
| TREASURE COAST MEDICAL ASSOCIATES | | 4 | 111 | 97% | 115 |
| CABANA AT JENSEN DUNES, THE | | 110 | 4 | 4% | 114 |
| TUSCAN ISLE OPERATING COMPANY LLC DBA | | 110 | 4 | 4% | 114 |
| WESTWOOD NURSING & REHAB | | 80 | 34 | 30% | 114 |
| SUMMIT MEDICAL GROUP PA | | 104 | 10 | 9% | 114 |
| Courtyards of Orlando Care Center | | 102 | 12 | 11% | 114 |
| ORANGE PARK PEDIATRICS | | 103 | 11 | 10% | 114 |
| HOSPICE OF MARTIN & ST LUCIE, INC | | 111 | 3 | 3% | 114 |
| ELAN BUENA VISTA | | 97 | 17 | 15% | 114 |
| FHMG- FLORIDA HOSPITAL MEDICAL GROUP | | 100 | 14 | 12% | 114 |
| ST JOHNS COUNTY DETENTION CENTER | | 114 | | | 114 |
| SOUTH BALDWIN MEDICAL CENTER GULF SHORES | | 91 | 23 | 20% | 114 |
| UNIVERSITY MEDICAL CENTER SUITES | | 100 | 14 | 12% | 114 |
| ISLAND DOCTORS | | 23 | 91 | 80% | 114 |
| HOSPICE OF THE EMERALD COAST INC - PANAMA CITY | 2 | 104 | 7 | 6% | 113 |
| ALLIED HEALTH FORT PIERCE | | 112 | | | 112 |
| CLEVELAND CLINIC FOUNDATION | | 12 | 100 | 89% | 112 |
| VRL EUROFINS - HAWAII | | 112 | | | 112 |
| PEDIATRIC SERVICES AND BREATHING CENTER PA | | 86 | 26 | 23% | 112 |

COVID-19: testing by laboratory

Data through Apr 14, 2021 verified as of Apr 15, 2021 at 09:25 AM

Data in this report are provisional and subject to change.

The numbers in the table below represent the number of Florida and non-Florida residents for whom test results were received by the Department of Health. A person can be tested by more than one laboratory and can have both positive and negative results. **Therefore, the sum of the numbers in each column will be larger than the total number of people tested.**

| Reporting lab | Inconclusive | Negative | Positive | Percent positive | Total |
|---|--------------|----------|----------|------------------|-------|
| ADVENTHEALTH MEDICAL GROUP PRIMARY CARE | | 103 | 8 | 7% | 111 |
| J FRANK AVEY MD | | 87 | 24 | 22% | 111 |
| MG PORT CHARLOTTE II SUBTENANT LLC | | 99 | 12 | 11% | 111 |
| ALL MY KIDS PEDIATRICS INC | | 78 | 33 | 30% | 111 |
| DELAND WELLNESS CENTER | | | 111 | 100% | 111 |
| CSL PLASMA INC | | 8 | 103 | 93% | 111 |
| MINUTECLINIC DIAGNOSTIC OF NORTH CARO | | 98 | 12 | 11% | 110 |
| Alhambra Health and Rehabilitation | | 110 | | | 110 |
| BAY PINES MEDICAL ASSOCIATES | | 1 | 109 | 99% | 110 |
| LAKE HOUSE ASSISTED LIVING | | 93 | 17 | 15% | 110 |
| LONGWOOD CARDIOLOGY | | | 110 | 100% | 110 |
| Riviera Health Resort | | 108 | 1 | 1% | 109 |
| VIERA HOSPITAL | | | 109 | 100% | 109 |
| North Lake Care Center | | 107 | 1 | 1% | 108 |
| AVOW HOSPICE INC | | 108 | | | 108 |
| EVANS HEALTH CARE | | 106 | 2 | 2% | 108 |
| LENOX HILL HOSPITAL | | 99 | 9 | 8% | 108 |
| CAREMOUNT MEDICAL - PATHOLOGY | | 103 | 4 | 4% | 107 |
| GIBBENS FAMILY MEDICAL, LLC | | 88 | 19 | 18% | 107 |
| BAY VIEW HEALTHCARE | | 85 | 22 | 21% | 107 |
| FLORIDA DEPARTMENT OF HEALTH IN WALTON COUNTY | | 93 | 14 | 13% | 107 |
| NORTHEAST FLORIDA STATE HOSP-NURSING | | 106 | 1 | 1% | 107 |
| NAVY HOSPITAL | | | 107 | 100% | 107 |
| Ocala Oaks Rehabilitation Center | | 101 | 6 | 6% | 107 |
| PATRICK AIR FORCE BASE | | 3 | 104 | 97% | 107 |
| ELMCROFT OF BELLA VITA | | 98 | 8 | 8% | 106 |
| NORTH FLORIDA EVALUATION AND TREATMENT CENTER | 2 | 99 | 5 | 5% | 106 |
| GRAND VILLA OF DELAND | | 98 | 8 | 8% | 106 |
| ARDEN COURTS OF SARASOTA | | 89 | 17 | 16% | 106 |
| G & R HEALTH MART PHARMACY | | 86 | 20 | 19% | 106 |
| BROOKDALE CANOPY OAKS | | 74 | 32 | 30% | 106 |
| ASHRAF MEDICAL GROUP PLLC DBA PULSE MD | | 103 | 3 | 3% | 106 |
| CAN COMMUNITY HEALTH | | 104 | 2 | 2% | 106 |
| AU HEALTH | | 90 | 16 | 15% | 106 |
| HEART OF FLORIDA REGIONAL MED CTR | | 35 | 71 | 67% | 106 |
| 325TH MEDICAL GROUP | | 87 | 19 | 18% | 106 |
| VITAS HEALTHCARE CORP OF FLORIDA | | 105 | 1 | 1% | 106 |
| WHITE PLAINS HOSPITAL CENTER LAB | | 101 | 4 | 4% | 105 |
| MEDICAL CONSULTANTS OF FLORIDA DBA | 1 | 90 | 14 | 13% | 105 |
| ST PETERSBURG PEDIATRICS-SEMINOLE | | 92 | 13 | 12% | 105 |
| ADVANCED EMURGENT CARE | | 28 | 77 | 73% | 105 |
| MAJESTIC OAKS | | 102 | 3 | 3% | 105 |
| LANDMARK HOSPITAL SOUTHWEST FLORIDA LLC | | 102 | 3 | 3% | 105 |
| SANIBEL INTERNAL MEDICINE, LLC | | 102 | 3 | 3% | 105 |
| NORTH SHORE MEDICAL LABS | 1 | 97 | 7 | 7% | 105 |
| MINUTECLINIC DIAGNOSTIC OF OHIO LLC | | 83 | 22 | 21% | 105 |
| GRANDE, THE | 2 | 98 | 4 | 4% | 104 |

COVID-19: testing by laboratory

Data through Apr 14, 2021 verified as of Apr 15, 2021 at 09:25 AM

Data in this report are provisional and subject to change.

The numbers in the table below represent the number of Florida and non-Florida residents for whom test results were received by the Department of Health. A person can be tested by more than one laboratory and can have both positive and negative results. **Therefore, the sum of the numbers in each column will be larger than the total number of people tested.**

| Reporting lab | Inconclusive | Negative | Positive | Percent positive | Total |
|--|--------------|----------|----------|------------------|-------|
| PREDICTIVE LABORATORIES, INC | 1 | 90 | 13 | 13% | 104 |
| PEDIATRIC CARE CENTER- JACKSONVILLE BEACH | | 75 | 29 | 28% | 104 |
| EAST RIDGE RETIREMENT VILLAGE INC | | 104 | | | 104 |
| QUALITY URGENT CARE AND WELLNESS | | 65 | 39 | 38% | 104 |
| VISTA MANOR | | 92 | 12 | 12% | 104 |
| EMERALD COAST BEHAVIORAL HOSPITAL | | 98 | 6 | 6% | 104 |
| MINUTECLINIC DIAGNOSTIC OF SOUTH CAROLINA, LLC | | 86 | 18 | 17% | 104 |
| CARE CENTERS OF NASSAU, LLC - HENDRICKS RD | | 104 | | | 104 |
| ST MARK ASSISTED LIVING CENTER | 1 | 90 | 12 | 12% | 103 |
| BAPTIST MEDICAL CENTER SOUTH | | 82 | 21 | 20% | 103 |
| OMNI HEALTHCARE, INC | | 101 | 2 | 2% | 103 |
| MENORAH HOUSE | | 102 | 1 | 1% | 103 |
| LIFESTREAM BEHAVIORIAL CENTER | | 82 | 21 | 20% | 103 |
| LECONTE MEDICAL CENTER LAB | | 83 | 19 | 19% | 102 |
| PUTNAM COUNTY SHERIFFS OFFICE | | 95 | 7 | 7% | 102 |
| HARBORCHASE OF NAPLES | | 89 | 13 | 13% | 102 |
| SUNSHINE GARDENS | | 101 | 1 | 1% | 102 |
| HENNEPIN HEALTHCARE LABORATORY | | 102 | | | 102 |
| UNIVERSTIY CENTER MEDICAL LLC DBA | 1 | 96 | 5 | 5% | 102 |
| CCS - BROWARD COUNTY JAIL | | 94 | 7 | 7% | 101 |
| ORLANDO LUTHERAN TOWERS ASSISTED LIVING | | 101 | | | 101 |
| MACADAMS HOME HEALTH AGENCY | | 100 | 1 | 1% | 101 |
| BROOKDALE VERO BEACH SOUTH AL | | 101 | | | 101 |
| EMERALD COAST CENTER | | 96 | 4 | 4% | 100 |
| TREASURE COAST PRIMARY CARE | | 81 | 19 | 19% | 100 |
| BLOCK NATION CHASE | | 86 | 14 | 14% | 100 |
| DOUGLAS T JACOBSON STATE VETERANS HOME | | 100 | | | 100 |
| TOTAL CARE PLUS LLC | | | 100 | 100% | 100 |
| GLOBAL CENTRAL LABS AT PPD | 2 | 88 | 10 | 10% | 100 |
| Consulate Health Care of Port Charlotte | | 98 | 2 | 2% | 100 |
| PruittHealth Fleming Island | | 87 | 13 | 13% | 100 |
| BLISS HEALTHCARE SERVICES | 1 | 75 | 23 | 23% | 99 |
| MIAMI BEACH COMMUNITY HEALTH CENTER | | 2 | 97 | 98% | 99 |
| CENTRAL FLORIDA HEALTH CARE | | 47 | 52 | 53% | 99 |
| AFTER HOURS PEDIATRICS | | | 99 | 100% | 99 |
| Consulate Health Care of Jacksonville | | 85 | 14 | 14% | 99 |
| Cross Landings Health and Rehabilitation | | 97 | 2 | 2% | 99 |
| VALLEY MEDICAL CENTER | | 91 | 7 | 7% | 98 |
| FLORIDA COMMUNITY HEALTH CENTERS INC | | | 98 | 100% | 98 |
| KORGENE LAB | 1 | 28 | 69 | 70% | 98 |
| NORTH CENTRAL BRONX HOSPITAL | | 93 | 5 | 5% | 98 |
| PLAZA OF HALLANDALE BEACH | | 98 | | | 98 |
| SEMINOLE COUNTY HEALTH DEPARTMENT | | 79 | 19 | 19% | 98 |
| URINEGOODHANDS LLC | | 96 | 2 | 2% | 98 |
| KALEIDA HEALTH CENTER FOR LABORATORY | | 92 | 6 | 6% | 98 |
| LANDMARK, THE | | 48 | 50 | 51% | 98 |
| PORT CHARLOTTE REHABILITATION CENTER | | 84 | 14 | 14% | 98 |

COVID-19: testing by laboratory

Data through Apr 14, 2021 verified as of Apr 15, 2021 at 09:25 AM

Data in this report are provisional and subject to change.

The numbers in the table below represent the number of Florida and non-Florida residents for whom test results were received by the Department of Health. A person can be tested by more than one laboratory and can have both positive and negative results. **Therefore, the sum of the numbers in each column will be larger than the total number of people tested.**

| Reporting lab | Inconclusive | Negative | Positive | Percent positive | Total |
|--|--------------|----------|----------|------------------|-------|
| DEVANSH LAB WERKS INC | | 79 | 18 | 19% | 97 |
| ARBOR TRAIL | | 77 | 20 | 21% | 97 |
| MINNESOTA TWINS | | 92 | 5 | 5% | 97 |
| SUPERIOR RESIDENCES OF LECANTO | | 82 | 15 | 15% | 97 |
| HEALTH CENTERS AT BRENTWOOD | | 96 | 1 | 1% | 97 |
| TREASURE COAST PEDIATRICS PA | | 91 | 6 | 6% | 97 |
| HURLBURT FIELD CLINIC | | 39 | 58 | 60% | 97 |
| RIDGEWOOD DIAGNOSTIC LABORATORY | | 92 | 5 | 5% | 97 |
| PEDIATRIC ASSOCIATES ORLANDO | | 82 | 14 | 15% | 96 |
| MARKET STREET VIERA | | 95 | 1 | 1% | 96 |
| ANYLABTEST NOW | | 88 | 8 | 8% | 96 |
| BAYSHORE MEMORY CARE☐ | | 96 | | | 96 |
| QPS, LLC | | 93 | 3 | 3% | 96 |
| THE TERRACE OF KISSIMMEE | | 80 | 15 | 16% | 95 |
| ADVENT HEALTH CENTRA CARE - EAST ORLANDO | | 65 | 30 | 32% | 95 |
| MD NOW MEDICAL CENTERS, INC. | | 74 | 21 | 22% | 95 |
| Fouraker Hills Rehab and Nursing | | 86 | 9 | 9% | 95 |
| CROSS CITY REHABILITATION AND HEALTH CARE CENTER | | 72 | 23 | 24% | 95 |
| ERIE COUNTY MEDICAL CTR CLINICAL LABS | | 90 | 4 | 4% | 94 |
| CONSULATE HEALTH CARE OF SARASOTA☐ | 1 | 93 | | | 94 |
| ADVENT HEALTH CENTRA CARE - WATERMAN | | 79 | 15 | 16% | 94 |
| PUBLIC SQUARE PHARMACY LLC | | 74 | 20 | 21% | 94 |
| SOUTH LAKE PEDIATRICS | | 81 | 13 | 14% | 94 |
| BRIDGEVIEW CENTER LLC☐ | | 81 | 13 | 14% | 94 |
| LABFIRST - DEPARTMENT OF PATHOLOGY | | 90 | 4 | 4% | 94 |
| DIAGNOSTIC SOLUTIONS | | 3 | 91 | 97% | 94 |
| Conway Lakes Health and Rehabilitation Center | | 93 | 1 | 1% | 94 |
| PALM BAY HOSPITAL | | | 94 | 100% | 94 |
| LAFAYETTE NURSING AND REHABILITATION CENTER | | 91 | 2 | 2% | 93 |
| STONY BROOK UNIVERSITY MEDICAL CENTER | | 79 | 14 | 15% | 93 |
| EAST ALABAMA MEDICAL CENTER LABORATORY | | 81 | 12 | 13% | 93 |
| PENNSYLVANIA DEPT OF HEALTH | | 21 | 72 | 77% | 93 |
| PRIMECARE AT TWIN LAKES | | 2 | 91 | 98% | 93 |
| PRESERVE AT PALM AIRE | 3 | 90 | | | 93 |
| DAVITA LABORATORY | | 69 | 23 | 25% | 92 |
| BAYFRONT MEDICAL | | 70 | 22 | 24% | 92 |
| BARRY UNIVERSITY STUDENT HEALTH SERVICES | | 52 | 40 | 43% | 92 |
| JOHN KNOX VILLAGE OF FLORIDA ALF | 1 | 87 | 4 | 4% | 92 |
| NEW SMYRNA BEACH URGENT CARE | | | 92 | 100% | 92 |
| VILLAGES VA CBOC | 2 | 84 | 6 | 7% | 92 |
| HAWTHORN HOUSE☐ | | 78 | 14 | 15% | 92 |
| WE SCREEN LLC | | 88 | 4 | 4% | 92 |
| TALLAHASSEE VA OPC | | 86 | 5 | 5% | 91 |
| TREASURE COAST FORENSIC TREATMENT CTR | | 70 | 21 | 23% | 91 |
| HERON CLUB AT PRESTANCIA | | 89 | 2 | 2% | 91 |
| ROSECASTLE AT DELANEY CREEK | | 90 | 1 | 1% | 91 |
| CENTURY CENTER FOR REHABILITATION & HEALING | | 73 | 18 | 20% | 91 |

COVID-19: testing by laboratory

Data through Apr 14, 2021 verified as of Apr 15, 2021 at 09:25 AM

Data in this report are provisional and subject to change.

The numbers in the table below represent the number of Florida and non-Florida residents for whom test results were received by the Department of Health. A person can be tested by more than one laboratory and can have both positive and negative results. **Therefore, the sum of the numbers in each column will be larger than the total number of people tested.**

| Reporting lab | Inconclusive | Negative | Positive | Percent positive | Total |
|--|--------------|----------|----------|------------------|-------|
| A COUNTRY PLACE ASSISTED LIVING FACILITY | | 89 | 2 | 2% | 91 |
| AVERO DIAGNOSTICS | | 67 | 24 | 26% | 91 |
| BAHIA OAKS LODGE | | 85 | 6 | 7% | 91 |
| KINDRED AT HOME | | 82 | 9 | 10% | 91 |
| DEBARY HEALTH AND REHABILITATION CENTER | | 88 | 3 | 3% | 91 |
| MAGNOLIA DIAGNOSTIC | | 2 | 89 | 98% | 91 |
| SIGNATURE HEALTHCARE OF MIDDLEBURG | | 88 | 2 | 2% | 90 |
| LAKE GIBSON VILLAGE, LLC | | 87 | 3 | 3% | 90 |
| KEYS MEDICAL GROUP | | | 90 | 100% | 90 |
| CRESTVIEW URGENT CARE | | 16 | 74 | 82% | 90 |
| Winter Garden Rehab and Nursing Facility | | 79 | 11 | 12% | 90 |
| EVENTEST, LLC | | 87 | 2 | 2% | 89 |
| ATRIUM AT LIBERTY PARK□ | | 85 | 4 | 4% | 89 |
| CALADIUM PEDIATRICS | | 79 | 10 | 11% | 89 |
| STUART LODGE LIVING LLC | | 66 | 23 | 26% | 89 |
| Lanier Rehab | | 64 | 25 | 28% | 89 |
| WINDSOR OAKS | | 88 | 1 | 1% | 89 |
| COOPER FAMILY MEDICAL PLLC | | 69 | 20 | 22% | 89 |
| MD 365 MEDICAL CARE PLLC | | 89 | | | 89 |
| FREEDOM INN AT TARPON SPRINGS | | 82 | 7 | 8% | 89 |
| NORTH FLORIDA SPINE AND WELLNESS | | 69 | 20 | 22% | 89 |
| RARITAN BAY PERTH AMBOY | | 80 | 9 | 10% | 89 |
| EXPRESS DOCS LLC | | | 88 | 100% | 88 |
| Winter Park Care and Rehab | | 87 | 1 | 1% | 88 |
| COLONY CARE CENTER | | 72 | 16 | 18% | 88 |
| GOVERNOR'S CREEK HEALTH & REHABILITATION | | 87 | 1 | 1% | 88 |
| Baldwin Pediatrix | | 77 | 11 | 13% | 88 |
| CATHOLIC HEALTH SYSTEM DEPT LABORATORY | | 84 | 4 | 5% | 88 |
| CLINICAL LABS OF HAWAII | | 87 | | | 87 |
| UNIVERSITY OF NEW MEXICO HOSPITAL | | 87 | | | 87 |
| PANIRA HEALTHCARE CLINIC | | 2 | 85 | 98% | 87 |
| BRANDON HEALTH AND REHABILITATION CENTER | 1 | 85 | 1 | 1% | 87 |
| PACIFIC ANALYTICS | | | 87 | 100% | 87 |
| EISENHOWER ARMY MEDICAL CENTER | | 80 | 7 | 8% | 87 |
| JERICO URGENT CARE | | 83 | 4 | 5% | 87 |
| CATHOLIC HEALTH SERVICES REGIONAL LAB | | 79 | 8 | 9% | 87 |
| BAYLOR GENETICS | | 75 | 12 | 14% | 87 |
| CLYDE E LASSEN STATE VETERANS NURSING HOME | | 62 | 25 | 29% | 87 |
| ACE BIOMEDICAL LABS LLC | | 73 | 13 | 15% | 86 |
| BISHOP GRADY VILLAS | | 84 | 2 | 2% | 86 |
| PENSACOLA DEVELOPMENTAL CENTER | | 67 | 19 | 22% | 86 |
| AESTHETIC SURGERY CENTER OF WINTER PARK, THE | 3 | 78 | 5 | 6% | 86 |
| GRAND OAKS OF JENSEN BEACH LLC□ | | 85 | 1 | 1% | 86 |
| BRILLIANCE ASSISTED LIVING | | 69 | 17 | 20% | 86 |
| WALGREENS #12673 | | 82 | 4 | 5% | 86 |
| MIAMI SHORES NURSING & REHAB | | 86 | | | 86 |
| DISCOVERY VILLAGE AT THE FORUM | | 86 | | | 86 |

COVID-19: testing by laboratory

Data through Apr 14, 2021 verified as of Apr 15, 2021 at 09:25 AM

Data in this report are provisional and subject to change.

The numbers in the table below represent the number of Florida and non-Florida residents for whom test results were received by the Department of Health. A person can be tested by more than one laboratory and can have both positive and negative results. **Therefore, the sum of the numbers in each column will be larger than the total number of people tested.**

| Reporting lab | Inconclusive | Negative | Positive | Percent positive | Total |
|---|--------------|----------|----------|------------------|-------|
| MEDEXPRESS - BLOOMIN BRANDS | | 65 | 20 | 24% | 85 |
| FLORIDA PEDIATRIC GROUP | | 31 | 54 | 64% | 85 |
| SUWANNEE COUNTY SHERIFF OFFICE | | 82 | 3 | 4% | 85 |
| ST VINCENT'S BIRMINGHAM | | 78 | 7 | 8% | 85 |
| W. FRANK WELLS NURSING HOME | | 84 | 1 | 1% | 85 |
| PRMG - EAST NAPLES | 1 | 73 | 11 | 13% | 85 |
| HUNTINGTON HOSPITAL LABORATORY | | 82 | 3 | 4% | 85 |
| TROPICANA MANUFACTURING COMPANY INC | | 79 | 6 | 7% | 85 |
| BEACHES PEDIATRICS PA | | 80 | 5 | 6% | 85 |
| GRACE MEDICAL HOME | | 70 | 15 | 18% | 85 |
| CHILDRENS CLINIC | | 37 | 48 | 56% | 85 |
| PARK OF THE PALMS INC | | 83 | 1 | 1% | 84 |
| LONG TERM CARE OF JAY, LLC | | 63 | 21 | 25% | 84 |
| NITE LITE PEDIATRICS - JACKSONVILLE | | 76 | 8 | 10% | 84 |
| PINES OF SARASOTA GARDEN | | 84 | | | 84 |
| CHAMBREL AT ISLAND LAKE | | 80 | 4 | 5% | 84 |
| PEDIATRIC SERVICES OF AMERICA INC | | 79 | 5 | 6% | 84 |
| MEDRITE URGENT CARE | | 70 | 14 | 17% | 84 |
| Summit Medical Group, Pa DbA Citymd | | 77 | 7 | 8% | 84 |
| ARBOR OAKS AT TYRONE | 9 | 73 | 2 | 2% | 84 |
| LAKE HOWELL FAMILY MEDICINE ASSOCIATES | | 69 | 14 | 17% | 83 |
| MID FLORIDA PRIMARY CARE PA | | 69 | 14 | 17% | 83 |
| HUNTSVILLE HOSPITAL LABORATORY | | 58 | 25 | 30% | 83 |
| CANOPY ON BERRYHILL, THE | | 51 | 32 | 39% | 83 |
| LABCORP EMPLOYER SERVICES | | 82 | 1 | 1% | 83 |
| PLYMOUTH HOME FOR ADULTS, INC. | 8 | 74 | 1 | 1% | 83 |
| ARLINGTON OF NAPLES INC, THE | | 82 | | | 82 |
| PERSONAL PEDIATRICS | | 72 | 10 | 12% | 82 |
| THE PAVILION FOR HEALTH CARE | | 72 | 10 | 12% | 82 |
| Lexington Health and Rehabilitation Center | | 82 | | | 82 |
| NAPHCARE, INC. | | 72 | 10 | 12% | 82 |
| LAB | | 29 | 53 | 65% | 82 |
| WALGREENS #04809 | 1 | 72 | 9 | 11% | 82 |
| JENNIFER J CHIAVETTA-GRLSANTI DC | | 65 | 16 | 20% | 81 |
| MINUTECLINIC LLC #3281 | | 70 | 11 | 14% | 81 |
| BIO-TECH CLINICAL LABORATORIES | | 41 | 40 | 49% | 81 |
| CAMPBELL URGENT CARE | | 15 | 65 | 81% | 80 |
| ALLIANCE PEDIATRICS | | 49 | 31 | 39% | 80 |
| BROWARD HEALTH MEDICAL CENTER CLINICAL LAB | | | 80 | 100% | 80 |
| BALMORAL TENANT SERVICES INC | 1 | 43 | 36 | 45% | 80 |
| ECOLAB GROUP | | 45 | 35 | 44% | 80 |
| LAB PLUS, LLC AT SAINT THOMAS WEST HOSPITAL | | 66 | 14 | 18% | 80 |
| DELCARE PA | | 64 | 16 | 20% | 80 |
| HOLMES COUNTY HEALTH DEPARTMENT | 1 | 66 | 13 | 16% | 80 |
| INSTITUTE OF PATHOLOGY KINGS COUNTY | | 76 | 3 | 4% | 79 |
| AR ANESTHESIA LLC | | 77 | 2 | 3% | 79 |
| EDGEWATER AT WATERMAN VILLAGE | | 78 | 1 | 1% | 79 |

COVID-19: testing by laboratory

Data through Apr 14, 2021 verified as of Apr 15, 2021 at 09:25 AM

Data in this report are provisional and subject to change.

The numbers in the table below represent the number of Florida and non-Florida residents for whom test results were received by the Department of Health. A person can be tested by more than one laboratory and can have both positive and negative results. **Therefore, the sum of the numbers in each column will be larger than the total number of people tested.**

| Reporting lab | Inconclusive | Negative | Positive | Percent positive | Total |
|---|--------------|----------|----------|------------------|-------|
| VETERANS AFFAIRS MEDICAL CENTER - PALO ALTO | | 28 | 51 | 65% | 79 |
| CBS LABS OF TAMPA LLC | | 3 | 76 | 96% | 79 |
| SIMED LABORATORY | | 63 | 16 | 20% | 79 |
| EMERGENCY PHYSICIANS MEDICAL CENTER LLC | | 57 | 22 | 28% | 79 |
| ROYAL CARE OF AVON PARK | | 75 | 3 | 4% | 78 |
| DOCTORS CENTER PA,THE | | 66 | 12 | 15% | 78 |
| LAKE MORTON PLAZA□ | | 75 | 3 | 4% | 78 |
| NEW MEXICO STATE PUBLIC HEALTH DIVISION | | 78 | | | 78 |
| CENTRAL BALDWIN IMMEDIATE CARE & FAMILY PRACTICE | | 60 | 18 | 23% | 78 |
| BOND CLINIC PA | | 45 | 32 | 42% | 77 |
| BAYCARE MEDICAL GROUP | | 71 | 6 | 8% | 77 |
| ORANGE CITY NURSING AND REHAB | | 75 | 2 | 3% | 77 |
| DOH-WEST PALM BEACH BRANCH LABORATORY | | 3 | 74 | 96% | 77 |
| HEALTH FIRST - PALM BAY HOSPITAL | | 2 | 75 | 97% | 77 |
| WEST VOLUSIA FAMILY AND SPORTS MEDICINE | | 75 | 2 | 3% | 77 |
| MEDICAL PAVILION CLINIC | | 59 | 18 | 23% | 77 |
| MISIR DRUGS LLC | | 64 | 13 | 17% | 77 |
| LEVY COUNTY DEPARTMENT OF HEALTH | | 56 | 21 | 27% | 77 |
| ALTAMONTE PEDIATRIC ASSOCIATES | | 31 | 45 | 59% | 76 |
| DYNAMIC MEDICAL USA | | | 76 | 100% | 76 |
| WALGREENS 9627 | | 70 | 6 | 8% | 76 |
| MOBILE PHYSICIAN SERVICES INC | | 68 | 8 | 11% | 76 |
| INFINITY BIOLOGIX LLC OAKDALE | | 71 | 5 | 7% | 76 |
| ASSOCIATED CLINICAL LABORATORIES | | 68 | 8 | 11% | 76 |
| S-H THIRTY-FIVE OPCO- PORT ST LUCIE, LLC | 1 | 75 | | | 76 |
| PROMEDICA LABORATORIES | | 21 | 55 | 72% | 76 |
| CLINICAL PATHOLOGY ASSOCIATES-SONIC REFERENCE LAB | | 76 | | | 76 |
| WINDSOR REFLECTIONS | | 75 | 1 | 1% | 76 |
| MICHAEL AKPEKE MD | | 66 | 9 | 12% | 75 |
| LPG PRIMARY CARE AT SURFSIDE | | 67 | 8 | 11% | 75 |
| WATERCREST ST LUCIE WEST | 1 | 69 | 5 | 7% | 75 |
| BROWARD HEALTH MEDICAL CENTER | | 3 | 72 | 96% | 75 |
| JACOBI MEDICAL CENTER | | 70 | 5 | 7% | 75 |
| SHERMAN-ABRAMS LABORATORY INC | | 69 | 6 | 8% | 75 |
| ADVENTHEALTH EXPRESSCARE | | 45 | 30 | 40% | 75 |
| LAKE CITY VA MEDICAL CENTER | | | 74 | 100% | 74 |
| STONY BROOK SOUTHAMPTON | | 72 | 2 | 3% | 74 |
| SUN CLINICAL LABORATORIES | | 73 | 1 | 1% | 74 |
| SCOTT LAKE HEALTH AND REHABILITATION CENTER | | 71 | 3 | 4% | 74 |
| NOAH CLINICAL LABORATORY | | 63 | 11 | 15% | 74 |
| NORTH SHORE UNIVERSITY HOSPITAL LABORATORY | | 67 | 7 | 9% | 74 |
| OAK MANOR NURSING HOME | | 70 | 4 | 5% | 74 |
| BROOKDALE OVIEDO | | 72 | 2 | 3% | 74 |
| CENTRAL FLORIDA PEDIATRICS | | 38 | 36 | 49% | 74 |
| AESTHETIC ENHANCEMENTS | | 74 | | | 74 |
| GOOD HEARTS COVID TESTING | | 30 | 43 | 59% | 73 |
| WALGREENS 2941 | | 70 | 3 | 4% | 73 |

COVID-19: testing by laboratory

Data through Apr 14, 2021 verified as of Apr 15, 2021 at 09:25 AM

Data in this report are provisional and subject to change.

The numbers in the table below represent the number of Florida and non-Florida residents for whom test results were received by the Department of Health. A person can be tested by more than one laboratory and can have both positive and negative results. **Therefore, the sum of the numbers in each column will be larger than the total number of people tested.**

| Reporting lab | Inconclusive | Negative | Positive | Percent positive | Total |
|---|--------------|----------|----------|------------------|-------|
| THE GOOD SHEPARDS OF DELAND-WEST | | 72 | 1 | 1% | 73 |
| CONSULATE HEALTH CARE – LAKE MARY | | 72 | 1 | 1% | 73 |
| NOMI HEALTH LAB SERVICES LLC | | 5 | 68 | 93% | 73 |
| PALM RIVER COMMUNITY HEALTH CENTER | | 66 | 7 | 10% | 73 |
| DISCOVERY VILLAGE AT PALM BEACH GARDENS | | 71 | 2 | 3% | 73 |
| PANCARE HEALTH - FREEPORT CLINIC SUITE B | | 64 | 9 | 12% | 73 |
| GV NAPLES OPCO, LLC | | 71 | 1 | 1% | 72 |
| SOS MOBILE MEDICAL CARE LLC | | 61 | 11 | 15% | 72 |
| MD LABS | | 45 | 27 | 38% | 72 |
| NORTH FLORIDA PEDIATRICS | | 57 | 15 | 21% | 72 |
| ENCOMPASS HEALTH REHABILITATION HOSPITAL OF LARGO | | 69 | 3 | 4% | 72 |
| CRAIG BERGER MD PL D/B/A BAY AREA EYE INSTITUTE | | 72 | | | 72 |
| HAVEN OF OUR LADY OF PEACE | | 72 | | | 72 |
| TAMPA BAY CONCIERGE DOCTOR, LLC | | 70 | 2 | 3% | 72 |
| CONCENTRA - FT LAUDERDALE - COMMERCIAL BLVD | | 72 | | | 72 |
| CVS MINUTE CLINIC | | 1 | 70 | 99% | 71 |
| BOND CLINIC DR ELDEEB | | 35 | 36 | 51% | 71 |
| ADVANCED LAB | | 67 | 4 | 6% | 71 |
| PANCARE HEALTH - MALONE CLINIC | | 64 | 7 | 10% | 71 |
| FLORIDA MEDICAL CLINIC PA | | 49 | 22 | 31% | 71 |
| BENTLEY CARE CENTER | | 71 | | | 71 |
| INDIGO MANOR□ | | 22 | 49 | 69% | 71 |
| GRAND ST PAUL CVS | | 70 | 1 | 1% | 71 |
| VANDERBILT UNIVERSITY MEDICAL CENTER | | 62 | 9 | 13% | 71 |
| LUTHERAN HAVEN ASSISTED LIVING | | 71 | | | 71 |
| ADVENT HEALTH - LAKE MARY | | 61 | 10 | 14% | 71 |
| INN AT ASTON GARDENS AT PELICAN POINTE,THE | | 67 | 4 | 6% | 71 |
| CL BRUMBACK PRIMARY CARE CLINICS | | 17 | 54 | 76% | 71 |
| TITUSVILLE FAMILY PRACTICE | | 16 | 55 | 77% | 71 |
| STERLING HOUSE OF TALLAHASSEE | 3 | 62 | 6 | 8% | 71 |
| AMMON LABS | | 61 | 10 | 14% | 71 |
| BENTLEY VILLAGE II | | 61 | 9 | 13% | 70 |
| HARMONY CLINIC | | 1 | 69 | 99% | 70 |
| BARNETT PARK□ | | 2 | 68 | 97% | 70 |
| USF HEALTH MORSANI CENTER | | 5 | 65 | 93% | 70 |
| MED EXPRESS | | 6 | 64 | 91% | 70 |
| Highlands Regional Hospital | | 63 | 7 | 10% | 70 |
| SUMMIT AT VENICE | 2 | 63 | 5 | 7% | 70 |
| BioReference Laboratories, Inc | | 8 | 62 | 89% | 70 |
| SUNCOAST COMMUNITY HEALTH CENTERS PEDIATRICS | | 21 | 49 | 70% | 70 |
| PARKSIDE INN | 3 | 64 | 2 | 3% | 69 |
| SAN JOSE SENIOR CARE LLC | 1 | 43 | 25 | 36% | 69 |
| MEMORIAL MANOR | | 69 | | | 69 |
| ARTHREX MEDICAL CENTER | | 39 | 30 | 43% | 69 |
| THOMAS INTERNAL MEDICINE | | 58 | 11 | 16% | 69 |
| CP/AIG PENSACOLA DEVELOPMENT LLC | | 66 | 3 | 4% | 69 |
| HERITAGE HEALTHCARE AND REHABILITATION CENTER | | 69 | | | 69 |

COVID-19: testing by laboratory

Data through Apr 14, 2021 verified as of Apr 15, 2021 at 09:25 AM

Data in this report are provisional and subject to change.

The numbers in the table below represent the number of Florida and non-Florida residents for whom test results were received by the Department of Health. A person can be tested by more than one laboratory and can have both positive and negative results. **Therefore, the sum of the numbers in each column will be larger than the total number of people tested.**

| Reporting lab | Inconclusive | Negative | Positive | Percent positive | Total |
|--|--------------|----------|----------|------------------|-------|
| LINCOLN MEDICAL AND MENTAL HEALTH CENTER | | 66 | 3 | 4% | 69 |
| BREVARD HEALTH ALLIANCE INC | | 66 | 3 | 4% | 69 |
| PLANTATION GENERAL HOSPITAL CLINICAL LAB | | 26 | 43 | 62% | 69 |
| BIG BOCA SMILES LLC | | 66 | 2 | 3% | 68 |
| AEL- MEMPHIS | | 17 | 51 | 75% | 68 |
| PROMEDICA SENIOR LIVING | | 64 | 4 | 6% | 68 |
| SUNCOAST OPTIMAL WELLNESS | | 23 | 45 | 66% | 68 |
| THE TRADITION OF THE PALM BEACHES | | 66 | 2 | 3% | 68 |
| GENPATH | | | 68 | 100% | 68 |
| TOWERS HOME CARE | | 64 | 4 | 6% | 68 |
| EC OPCO PENSACOLA, LLC | | 66 | 1 | 1% | 67 |
| MEASE MANOR INC | | 63 | 4 | 6% | 67 |
| NAPHCARE INC | | 62 | 5 | 7% | 67 |
| SMS DO PA | | 56 | 11 | 16% | 67 |
| COASTAL LABORATORIES OF FLORIDA | | 58 | 9 | 13% | 67 |
| SOMERBY OF SANTA ROSA BEACH | | 58 | 9 | 13% | 67 |
| VETERANS AFFAIRS MEDICAL CENTER - GULF COAST | | 27 | 39 | 59% | 66 |
| BOND AND STEELE CLINIC, PA | | 52 | 14 | 21% | 66 |
| AMERICAN FAMILY MEDICAL | | 53 | 13 | 20% | 66 |
| DEVELOPMENTAL DISABILITIES DEFENDANT PROGRAM | | 64 | 2 | 3% | 66 |
| MANATEE COUNTY JAIL | | 65 | 1 | 2% | 66 |
| Gulfport Rehabilitation Center | | 63 | 3 | 5% | 66 |
| MIRIMUS CLINICAL LABS | 2 | 28 | 36 | 55% | 66 |
| ST VINCENTS PRIMARY CARE | | 60 | 6 | 9% | 66 |
| SANTA BARBARA CARE CENTER | | 45 | 21 | 32% | 66 |
| MEDEX MEDICAL EXPRESS OF PALATKA | | | 66 | 100% | 66 |
| Stratford Court of Palm Harbor | | 56 | 10 | 15% | 66 |
| OKEECHOBEE URGENT CARE | | 17 | 49 | 74% | 66 |
| SAMFORD UNIVERSITY HEALTH SERVICES | | 65 | 1 | 2% | 66 |
| LABCORP | | 17 | 48 | 74% | 65 |
| CORAL GABLES HOSPITAL | | | 65 | 100% | 65 |
| HERNANDO COUNTY FIRE RESCUE DISTRICT | | 31 | 34 | 52% | 65 |
| FAST PACE MEDICAL CLINIC, PLLC | | 55 | 10 | 15% | 65 |
| SUMTER PEDIATRICS | | 60 | 5 | 8% | 65 |
| ISLAND COAST PEDIATRICS | | 58 | 7 | 11% | 65 |
| ADVENT HEALTH CENTRA CARE - WINTER GARDEN | | 19 | 46 | 71% | 65 |
| ST JOSEPHS HOSPITAL SOUTH HOSPITAL | | | 65 | 100% | 65 |
| SUMMER VISTA ASSISTED LIVING | | 38 | 27 | 42% | 65 |
| MICHAEL A VENAZIO MD | | 62 | 3 | 5% | 65 |
| WADSWORTH HEALTH CENTER | | 62 | 3 | 5% | 65 |
| BROOKDALE CENTRE POINTE | 1 | 64 | | | 65 |
| OUT OF STATE | | 40 | 25 | 38% | 65 |
| CVS NY4098030POCT NEW YORK | | 64 | 1 | 2% | 65 |
| ROCKLEDGE REGIONAL MEDICAL CENTER | | 30 | 35 | 54% | 65 |
| INTERNAL MEDICINE ASSOCIATES PA | | 61 | 4 | 6% | 65 |
| NXGEN MDX | | 20 | 45 | 69% | 65 |
| HORIZON ALF | | 64 | 1 | 2% | 65 |

COVID-19: testing by laboratory

Data through Apr 14, 2021 verified as of Apr 15, 2021 at 09:25 AM

Data in this report are provisional and subject to change.

The numbers in the table below represent the number of Florida and non-Florida residents for whom test results were received by the Department of Health. A person can be tested by more than one laboratory and can have both positive and negative results. **Therefore, the sum of the numbers in each column will be larger than the total number of people tested.**

| Reporting lab | Inconclusive | Negative | Positive | Percent positive | Total |
|---|--------------|----------|----------|------------------|-------|
| MINUTECLINIC DIAGNOSTIC OF NEW JERSEY | | 56 | 8 | 13% | 64 |
| GREENLEAF ALF | | 63 | 1 | 2% | 64 |
| SUNCOAST TECHNICAL COLLEGE SCHOOL OF HEALTH | | 64 | | | 64 |
| NEMOURS CHILDRENS PRIMARY CARE OVIEDO | | 51 | 13 | 20% | 64 |
| JOSEPH L MORSE GERIATRIC CENTER | 2 | 59 | 3 | 5% | 64 |
| TRINITY AL SENIOR HOUSING LLC | | 45 | 19 | 30% | 64 |
| ADVENT HEALTH - PALM COAST | | 2 | 62 | 97% | 64 |
| TROY REGIONAL MEDICAL CENTER | | 53 | 11 | 17% | 64 |
| BRADFORD COUNTY HEALTH DEPARTMENT | | 63 | 1 | 2% | 64 |
| APC PEDIATRICS AT RYE ROAD MEDICAL PARK | | 63 | 1 | 2% | 64 |
| SILVER LAKE PEDIATRICS PA | | 57 | 7 | 11% | 64 |
| NORTH FLORIDA MEDICAL CENTER | | 58 | 6 | 9% | 64 |
| VIERA HEALTH AND REHABILITATION CENTER | | 62 | 2 | 3% | 64 |
| SAFARI PEDIATRICS PA | | 62 | 2 | 3% | 64 |
| LPG CONVENIENT CARE AT PINE ISLAND ROAD | | 58 | 6 | 9% | 64 |
| EAST HILL PHARMACY | | 44 | 19 | 30% | 63 |
| BIOREFERENCE LABORATORIES INC | | 11 | 52 | 83% | 63 |
| DAVID POSNACK JEWISH DAY SCHOOL | | 63 | | | 63 |
| MEADOWCREST FAMILY PHYSICIANS PA | 1 | 39 | 23 | 37% | 63 |
| MEDI CLINIC SARASOTA INC | | 62 | 1 | 2% | 63 |
| FLORIDA HEALTH CARE | | 8 | 55 | 87% | 63 |
| BURRY’S PHARMACY INC | | 38 | 25 | 40% | 63 |
| WILSON MEMORIAL REGIONAL MEDICAL CENTER | | 59 | 4 | 6% | 63 |
| BEEHIVE HOMES OF GULF BREEZE | | 47 | 16 | 25% | 63 |
| ROSECASTLE OF JACKSONVILLE LLC | | 62 | 1 | 2% | 63 |
| KESHAV RX LLC | | 51 | 12 | 19% | 63 |
| NORTH FLORIDA PEDIATRICS - JACKSONVILLE | | 57 | 6 | 10% | 63 |
| OHI WEST INC | | 55 | 8 | 13% | 63 |
| ST FRANCIS HOSPITAL | | 54 | 8 | 13% | 62 |
| PANCARE HEALTH - JACKSON COUNTY | | 51 | 11 | 18% | 62 |
| MENTAL HEALTH CARE INC | | 53 | 9 | 15% | 62 |
| GEORGE E WEEMS MEMORIAL HOSPITAL LAB | | 52 | 10 | 16% | 62 |
| PM PEDIATRICS | | 53 | 9 | 15% | 62 |
| ATLAN | | 54 | 8 | 13% | 62 |
| DEPT OF VA MED CENTE-WEST PALM BEACH | | | 62 | 100% | 62 |
| MEDLOGIC LABORATORIES | | 3 | 59 | 95% | 62 |
| EMERALD COAST HOSPICE | | 61 | 1 | 2% | 62 |
| GOLDEN POND COMMUNITIES | | 62 | | | 62 |
| CINNAMON COVE ALF | | 61 | 1 | 2% | 62 |
| NICEVILLE URGENT CARE | | 16 | 46 | 74% | 62 |
| PALM BAY URGENT CARE | | 28 | 34 | 55% | 62 |
| LAKELAND REGIONAL HEALTH | | 38 | 24 | 39% | 62 |
| MULBERRY CARE CENTER | | 52 | 10 | 16% | 62 |
| OVERLOOK HOSPITAL LABORATORY | | 57 | 5 | 8% | 62 |
| ENCOMPASS HEALTH REHABILITATION HOSPITAL | | 61 | | | 61 |
| SIMEDHEALTH LLC | | 51 | 10 | 16% | 61 |
| Palms at Ponte Vedra Assisted Livning and Memory Care | | 58 | 3 | 5% | 61 |

COVID-19: testing by laboratory

Data through Apr 14, 2021 verified as of Apr 15, 2021 at 09:25 AM

Data in this report are provisional and subject to change.

The numbers in the table below represent the number of Florida and non-Florida residents for whom test results were received by the Department of Health. A person can be tested by more than one laboratory and can have both positive and negative results. **Therefore, the sum of the numbers in each column will be larger than the total number of people tested.**

| Reporting lab | Inconclusive | Negative | Positive | Percent positive | Total |
|--|--------------|----------|----------|------------------|-------|
| REHAB AND HEALTHCARE CENTER OF CAPE CORAL | | 61 | | | 61 |
| WASHINGTON REHABILITATION AND NURSING CENTER | | 51 | 10 | 16% | 61 |
| ST CLOUD PHYSICIAN MANAGEMENT LLC DBA ST CLOUD | | 28 | 33 | 54% | 61 |
| MINUTECLINIC DIAGNOSTIC OF KANSAS, PA | | 52 | 9 | 15% | 61 |
| GUIDEWELL EMERGENCY MEDICINE DOCTORS LLC | | 31 | 30 | 49% | 61 |
| KINGS BAY PEDIATRICS LLC | | 55 | 6 | 10% | 61 |
| FAMILY HEALTH CENTER | | 43 | 18 | 30% | 61 |
| RITECARE MED CTR H | | | 61 | 100% | 61 |
| PREMISE HEALTH MIA | | 22 | 38 | 63% | 60 |
| ADVENT HEALTH - FOUR CORNERS ER | | 46 | 14 | 23% | 60 |
| TWIN CREEKS ASSISTED LIVING & MEMORY CARE | | 57 | 3 | 5% | 60 |
| ERIC C MRSHAL, MD, PC #1842 | | 57 | 3 | 5% | 60 |
| CHILDREN'S HOSPITAL OF ALABAMA | | 59 | 1 | 2% | 60 |
| CDR MAGUIRE INC | 1 | 7 | 52 | 87% | 60 |
| GRAND AVENUE RX | | | 60 | 100% | 60 |
| SONORAN DESERT PATHOLOGY ASSOCIATES | | 3 | 57 | 95% | 60 |
| 81ST MEDICAL GROUP | | 28 | 32 | 53% | 60 |
| NORTH FLORIDA PHARMACY | | 53 | 7 | 12% | 60 |
| THE PRESERVE AT CLEARWATER | | 58 | 2 | 3% | 60 |
| CARE CENTERS OF NASSAU LLC MINER ROAD SOUTH | | 60 | | | 60 |
| INTERNAL LAB | | 50 | 10 | 17% | 60 |
| WAVE CREST HEALTH AND REHABILITATION CENTER | | 57 | 3 | 5% | 60 |
| ADVENTHEALTH MEDICAL GROUP MULTISPECIALTY | | | 60 | 100% | 60 |
| TBI RESIDENTIAL SERVICES, INC. | | 48 | 11 | 19% | 59 |
| FLORIDA HEALTH CARE DELAND | | | 59 | 100% | 59 |
| FERN PARK DEVELOPMENTAL CENTER | | 5 | 54 | 92% | 59 |
| BIOTECH | | 52 | 7 | 12% | 59 |
| SACRED HEART MEDICAL GROUP URGENT CARE | | 49 | 10 | 17% | 59 |
| ERDOX | | 56 | 3 | 5% | 59 |
| BIG BEND CARES, INC | | 51 | 8 | 14% | 59 |
| CARDIOLOGY AND MEDICINE ASSOCIATES | | 43 | 16 | 27% | 59 |
| MILLENIUM PHYSICIANS GROUP | | 1 | 58 | 98% | 59 |
| UHEALTH AT FISHER ISLAND | | | 59 | 100% | 59 |
| STEINHATCHEE FAMILY MEDICAL CENTER | 1 | 50 | 8 | 14% | 59 |
| ALEXANDER NININGER STATE VETERANS | | 58 | | | 58 |
| KINDRED HOSPITAL CENTRAL TAMPA BLOOD GAS | 1 | 52 | 5 | 9% | 58 |
| COOPER FAMILY MEDICAL, PLLC | | 48 | 10 | 17% | 58 |
| MINUTECLINIC DIAGNOSTIC OF HAWAII LLC | | 51 | 7 | 12% | 58 |
| ADVENT HEALTH - MOUNT DORA | | 10 | 48 | 83% | 58 |
| CALHOUN COUNTY HEALTH DEPT | | 29 | 29 | 50% | 58 |
| MICHIGAN DEPARTMENT OF HEALTH AND HUMAN SERVICES | 1 | | 57 | 98% | 58 |
| 1ST PRIORITY LAB SERVICES | | 48 | 10 | 17% | 58 |
| SONATA BOCA RATON | | 54 | 4 | 7% | 58 |
| TUKA PEDIATRICS | | 7 | 51 | 88% | 58 |
| Margate Health and Rehabilitation Center | | 56 | 2 | 3% | 58 |
| BUECHELE DENTAL PA DBA CLERMONT FAMILY DENTISTRY | | 48 | 10 | 17% | 58 |
| EVIVIA | | 55 | 3 | 5% | 58 |

COVID-19: testing by laboratory

Data through Apr 14, 2021 verified as of Apr 15, 2021 at 09:25 AM

Data in this report are provisional and subject to change.

The numbers in the table below represent the number of Florida and non-Florida residents for whom test results were received by the Department of Health. A person can be tested by more than one laboratory and can have both positive and negative results. **Therefore, the sum of the numbers in each column will be larger than the total number of people tested.**

| Reporting lab | Inconclusive | Negative | Positive | Percent positive | Total |
|--|--------------|----------|----------|------------------|-------|
| ORTHOPAEDIC SURGERY CENTER | | 58 | | | 58 |
| ALZHEIMERS CARE CENTER OF VIERA LTD | | 37 | 20 | 35% | 57 |
| CORNERSTONE PEDIATRICS | | 45 | 12 | 21% | 57 |
| TGH URGENT CARE POWERED BY FAST TRACK | | | 57 | 100% | 57 |
| FINLAY CLINICAL LABORATORY | | 20 | 37 | 65% | 57 |
| THE CANOPY AT BERRYHILL | | 57 | | | 57 |
| KAPG FLEMING ISLAND SENIOR HOUSING OPCO LLC | 1 | 56 | | | 57 |
| VALENCIA HOUSE ALF | | 55 | 2 | 4% | 57 |
| ASCENSION SACRED HEART BAY LABORATORY | | 54 | 3 | 5% | 57 |
| ALL AMERICAN URGENT CARE | | | 57 | 100% | 57 |
| KEY WEST MEDICAL CENTER | 1 | 50 | 6 | 11% | 57 |
| SARATOGA HOSPITAL LABORATORY | | 52 | 5 | 9% | 57 |
| GENESIS DERMATOLOGY | | 53 | 4 | 7% | 57 |
| MALCOM RANDALL DEPT OF VAMC | | | 57 | 100% | 57 |
| LAKE CO EMPLOYEE HEALTH AND WELLNESS CENTER | | 51 | 6 | 11% | 57 |
| MARQUIS LABS, LLC | | 55 | 2 | 4% | 57 |
| TRADITIONAL HOME HEALTH OF PALM BEACH INC | | 54 | 2 | 4% | 56 |
| TIFFANY HALL NURSING AND REHAB | | 44 | 12 | 21% | 56 |
| SPRING MANOR ASSISTED LIVING | | 56 | | | 56 |
| MAUREEN OROURKE-FUTEY | | | 56 | 100% | 56 |
| URGENT CARE USA LLC | | 2 | 54 | 96% | 56 |
| ATRIA PARK OF LAKE FOREST (WG HERITAGE LF LLC) | | 54 | 2 | 4% | 56 |
| EAGLES WATCH CLUSTER | | 47 | 9 | 16% | 56 |
| HIALEAH HOSPITAL RESPIRATORY DEPT | | | 56 | 100% | 56 |
| PATHOLOGY CONSULTANTS OF NEW MEXICO | | 56 | | | 56 |
| DAVENPORT PEDIATRICS CLERMONT PA | | 50 | 6 | 11% | 56 |
| LEE COMMUNITY HEALTHCARE - LEHIGH | | 48 | 8 | 14% | 56 |
| SOUTHSIDE HOSPITAL NORTHWELL HEALTH LABORATORY | | 49 | 7 | 13% | 56 |
| CENTRAL FLORIDA HEALTH SERVICES | | 38 | 18 | 32% | 56 |
| Grand Villa of Clearwater | | 51 | 5 | 9% | 56 |
| S-H THIRTY FIVE OPCO - ORANGE CITY, LLC | | 45 | 10 | 18% | 55 |
| SONATA HUNTERS CREEK | | 47 | 8 | 15% | 55 |
| WEST ISLIP URGENT CARE | | 50 | 5 | 9% | 55 |
| PALM BAY PEDIATRICS | | 36 | 19 | 35% | 55 |
| Bon Secours Maria Manor | | 50 | 5 | 9% | 55 |
| VPA PC LAB | | 48 | 7 | 13% | 55 |
| DOT DOC SARASOTA | | 50 | 5 | 9% | 55 |
| LONG ISLAND UNIVERSITY - POST CAMPUS | | 50 | 5 | 9% | 55 |
| KENDALL REGIONAL MEDICAL CENTER LAB | 3 | | 52 | 95% | 55 |
| CENTRA CARE – LAKE NONA | | 6 | 49 | 89% | 55 |
| PREMIER MEDICAL ASSOCIATES ALL FLORIDA LLC | | 54 | 1 | 2% | 55 |
| Salerno Bay Health & Rehabilitation Center | | 45 | 10 | 18% | 55 |
| GENTIVA HEALTH SERVICES CERTIFIED INC | | 52 | 3 | 5% | 55 |
| EAST CENTRAL FLORIDA OUTPATIENT IMAGING | | 43 | 12 | 22% | 55 |
| NITE LITE PEDIATRICS - PORT ST. LUCIE | | 46 | 9 | 16% | 55 |
| MINUTECLINIC DIAGNOSTIC OF SOUTH CAROL | | 50 | 5 | 9% | 55 |
| JUNIPER VILLAGE AT NAPLES | | 53 | 1 | 2% | 54 |

COVID-19: testing by laboratory

Data through Apr 14, 2021 verified as of Apr 15, 2021 at 09:25 AM

Data in this report are provisional and subject to change.

The numbers in the table below represent the number of Florida and non-Florida residents for whom test results were received by the Department of Health. A person can be tested by more than one laboratory and can have both positive and negative results. **Therefore, the sum of the numbers in each column will be larger than the total number of people tested.**

| Reporting lab | Inconclusive | Negative | Positive | Percent positive | Total |
|--|--------------|----------|----------|------------------|-------|
| CLERMONT HEALTH AND REHAB | | 40 | 14 | 26% | 54 |
| CAMBRIDGE SECURITY SERVICES | | 51 | 3 | 6% | 54 |
| APOLLOMDX LABS | | 32 | 22 | 41% | 54 |
| LAKE SHERIFF | | 41 | 13 | 24% | 54 |
| ST. CLOUD MEDICAL GROUP | | 54 | | | 54 |
| FAMILY EXTENDED CARE OF PUNTA GORDA | | 54 | | | 54 |
| ENCOMPASS HEALTH REHABILITATION HOSPITAL OF SARASOTA | | 54 | | | 54 |
| UNITED LABORATORY SERVICES CORPORATION | | 38 | 16 | 30% | 54 |
| CERTUS MTD OPCP LLC | | 52 | 2 | 4% | 54 |
| ORLANDO CLINICAL RESEARCH CENTER | | 51 | 3 | 6% | 54 |
| OCOEE PEDIATRICS | | 47 | 7 | 13% | 54 |
| SARASOTA CO. HEALTH DEPT # 58 | | 40 | 14 | 26% | 54 |
| FUTURE PEDIATRICS | | 51 | 3 | 6% | 54 |
| LITTLE NECK URGENT CARE | | 51 | 2 | 4% | 53 |
| UNIVERSITY OF WEST FLORIDA, THE | | 52 | 1 | 2% | 53 |
| BARNES HEALTHCARE OF FLORIDA LLC | | 49 | 4 | 8% | 53 |
| PENNSYLVANIA DEPARTMENT OF HEALTH BUREAU OF LABORATORIES | | | 53 | 100% | 53 |
| CITYMD OF MANAHAWKIN | | 51 | 2 | 4% | 53 |
| Jupiter Medical Center Pavilion | | 52 | 1 | 2% | 53 |
| MAIN STREET MEDICAL CENTER OF CRESTVIEW PA | | 34 | 19 | 36% | 53 |
| MISSION OAKS ASSISTED LIVING | | 51 | 2 | 4% | 53 |
| QUOTIENT SCIENCES LABS LLC | | | 53 | 100% | 53 |
| Osprey Point Nursing Center | | 51 | 2 | 4% | 53 |
| SOMERSET | | | 53 | 100% | 53 |
| NEW YORK PRESBYTERIAN - QUEENS DIAGNOSTIC | | 48 | 4 | 8% | 52 |
| LONG ISLAND JEWISH MED CTR | | 48 | 4 | 8% | 52 |
| PHILLIPPE RIDGE | | 40 | 12 | 23% | 52 |
| ROCHESTER GENERAL HOSPITAL LABORATORY | | 48 | 4 | 8% | 52 |
| INTERNAL MEDICINE SPECIALIST | | 46 | 6 | 12% | 52 |
| SNH BRFL TENANT LLC | 2 | 50 | | | 52 |
| ADVENT HEALTH | | 49 | 3 | 6% | 52 |
| ADVENT HEALTH EXPRESS CARE | | 5 | 47 | 90% | 52 |
| ORCHID COVE AT DAYTONA | | 45 | 7 | 13% | 52 |
| ALLIANCE COMMUNITY FOR RETIREMENT LIVING | | 52 | | | 52 |
| HOLY NAME HOSPITAL LABORATORY | | 50 | 2 | 4% | 52 |
| HOME CARE PHARMACY | | 52 | | | 52 |
| SOUTHEAST ALABAMA MEDICAL CENTER | | | 51 | 100% | 51 |
| FELICIDAD MEDICAL CENTER | | 5 | 46 | 90% | 51 |
| AVANTE ST CLOUD | | 48 | 3 | 6% | 51 |
| LPG PEDIATRICS AT PAGE FIELD | | 50 | 1 | 2% | 51 |
| LAKE INTERNAL MEDICINE ASSOCIATES PA | | 44 | 7 | 14% | 51 |
| ADVANCE URGENT CARE CENTER, LLC | | 10 | 41 | 80% | 51 |
| ST ANTHONYS PRIMARY CARE LLC/JACKSON STREET | | | 51 | 100% | 51 |
| LAKELAND REGIONAL HEALTH GATEWAY CENTER | | 28 | 23 | 45% | 51 |
| LPG PRIMARY CARE AT PINE ISLAND | | 42 | 9 | 18% | 51 |
| GULFVIEW MEDICAL INSTITUTE | | 51 | | | 51 |
| LPG PULMONOLOGY-COCONUT POINT | | 44 | 7 | 14% | 51 |

COVID-19: testing by laboratory

Data through Apr 14, 2021 verified as of Apr 15, 2021 at 09:25 AM

Data in this report are provisional and subject to change.

The numbers in the table below represent the number of Florida and non-Florida residents for whom test results were received by the Department of Health. A person can be tested by more than one laboratory and can have both positive and negative results. **Therefore, the sum of the numbers in each column will be larger than the total number of people tested.**

| Reporting lab | Inconclusive | Negative | Positive | Percent positive | Total |
|---|--------------|----------|----------|------------------|-------|
| SOUTH CAROLINA DEPT OF HEALTH AND ENVIRONMENT CONTROL | | 11 | 40 | 78% | 51 |
| WALGREENS #10373 | | 49 | 2 | 4% | 51 |
| MIAMI CLINICAL RESEARCH CORP | | 12 | 39 | 76% | 51 |
| JOHN D ARCHBOLD MEMORIAL HOSPITAL | | 50 | 1 | 2% | 51 |
| FLORIDA MEDICAL CLINIC - MULTI SPECIALTY CAMPUS | | 23 | 28 | 55% | 51 |
| INN AT THE FOUNTAINS, THE | | 34 | 17 | 33% | 51 |
| TGH URGENT CARE - RIVERVIEW | | | 51 | 100% | 51 |
| IMMEDIATE CARE PA | | 46 | 4 | 8% | 50 |
| BENTON HOUSE OF PORT ORANGE | | 44 | 6 | 12% | 50 |
| RAINBOW PEDIATRICS PC LLC / BREAKFAST POINT | | 39 | 11 | 22% | 50 |
| PRODUCTION HEALTH SAFETY MANAGEMENT | | 49 | 1 | 2% | 50 |
| PREMIUM HEALTH SERVICES OF TAMPA BAY LLC | | 27 | 23 | 46% | 50 |
| LEE MEMORIAL HEALTH SYSTEM D/B/A LEE COMMUNITY | | 46 | 4 | 8% | 50 |
| CAPE REGIONAL MEDICAL CENTER | | 47 | 3 | 6% | 50 |
| MARIANNA HEALTH AND REHABILITATION CENTER | | 49 | 1 | 2% | 50 |
| QHC UPSTATE MEDICAL PC | | 41 | 9 | 18% | 50 |
| BETHUNE-COOKMAN UNIVERSITY | | 32 | 18 | 36% | 50 |
| POPLAR HEALTHCARE PLLC | 1 | 11 | 38 | 76% | 50 |
| HILA BECKERMAN MD LLC | 1 | 45 | 4 | 8% | 50 |
| AMELIA ASSISTED LIVING FACILITY | | 50 | | | 50 |
| PRACTICE MANAGEMENT OF AMERICA, INC. | | 7 | 43 | 86% | 50 |
| PORT ST. LUCIE - ZAXBY'S | | 50 | | | 50 |
| CAMP BOGGY CREEK | | 49 | 1 | 2% | 50 |
| MILLENIA ADVANCED SCIENTIFIC LLC | | | 50 | 100% | 50 |
| CITY OF OCALA EMPLOYEE HEALTH AND WELLNESS CENTER | | 43 | 7 | 14% | 50 |
| CARE ATC - ANDES | | | 50 | 100% | 50 |
| ALLEGRO | | 47 | 2 | 4% | 49 |
| NORTHBROOK CENTER FOR□ | | 47 | 2 | 4% | 49 |
| OPTUMCARE SOUTH FLORIDA, LLC | | 42 | 7 | 14% | 49 |
| Guardian Care Nursing and Rehabilitation Center | | 49 | | | 49 |
| Citymd Of Toms River | | 42 | 7 | 14% | 49 |
| NIGHT LITE PEDIATRICS CENTER LLC | | 10 | 39 | 80% | 49 |
| LINCOLN DIAGNOSTIC LAB | | 47 | 2 | 4% | 49 |
| MADISON COUNTY MEMORIAL HOSPITAL LABORATORY | | 15 | 34 | 69% | 49 |
| IMA MEDICAL CENTER | | 34 | 15 | 31% | 49 |
| USF | | 1 | 48 | 98% | 49 |
| FHMG_CTR FOR SENIOR HEALTH | | 44 | 5 | 10% | 49 |
| HEALTH FIRST - CAPE CANAVERAL HOSPITAL | | 1 | 48 | 98% | 49 |
| ADVENTIST HEALTH SYSTEM FLORIDA | | 34 | 15 | 31% | 49 |
| SOLARIS SENIOR LIVING NORTH NAPLES | | 48 | 1 | 2% | 49 |
| PROFESSIONAL PEDIATRICS | | 47 | 2 | 4% | 49 |
| ST JOSEPHS CHILDRENS OUTREACH | | | 49 | 100% | 49 |
| SOFT CELL LABORATORIES | | 45 | 4 | 8% | 49 |
| MINUTECLINIC, LLC | | 43 | 6 | 12% | 49 |
| DOH | | 23 | 26 | 53% | 49 |
| NAPLES PEDIATRICS INC□ | | 43 | 5 | 10% | 48 |
| COURTYARD GARDENS OF BOYNTON BEACH, LLC | | 45 | 3 | 6% | 48 |

COVID-19: testing by laboratory

Data through Apr 14, 2021 verified as of Apr 15, 2021 at 09:25 AM

Data in this report are provisional and subject to change.

The numbers in the table below represent the number of Florida and non-Florida residents for whom test results were received by the Department of Health. A person can be tested by more than one laboratory and can have both positive and negative results. **Therefore, the sum of the numbers in each column will be larger than the total number of people tested.**

| Reporting lab | Inconclusive | Negative | Positive | Percent positive | Total |
|--|--------------|----------|----------|------------------|-------|
| PREMIER MEDICAL ASSOCIATES | | 46 | 2 | 4% | 48 |
| THE TERRACE OF JACKSONVILLE | | 3 | 45 | 94% | 48 |
| LYSTER ACH FT RUCKER AL | | 45 | 3 | 6% | 48 |
| CAREMED INTERNAL MEDICINE | | 30 | 18 | 38% | 48 |
| PREMIER COMMUNITY HEALTHCARE GROUP INC | | 46 | 2 | 4% | 48 |
| COURTYARD GARDENS OF JUPITER | | 48 | | | 48 |
| S-H THIRTY FIVE OPCO - LUTZ, LLC | | 47 | 1 | 2% | 48 |
| BAY CENTER HURRICANE SHELTER | | 48 | | | 48 |
| BAPTIST URGENT CARE | | 44 | 4 | 8% | 48 |
| MORTON PLANT | | | 48 | 100% | 48 |
| INTERCOASTAL MEDICAL GROUP | | 2 | 46 | 96% | 48 |
| GRAND OAKS OF PALM CITY LLC☐ | 1 | 41 | 6 | 13% | 48 |
| ISLAND URGENT CARE PLLC | | 44 | 4 | 8% | 48 |
| SEWANEE MOLECULAR DIAGNOSTICS LABORATO | | 48 | | | 48 |
| BITTINGS APOTHECARY INC | | 42 | 6 | 13% | 48 |
| POINTE AT NEW PORT PLACE,THE | | 47 | | | 47 |
| GRAMERCY PARK URGENT CARE | | 45 | 2 | 4% | 47 |
| GRAND VILLA OF DEL RAY WEST | | 44 | 3 | 6% | 47 |
| ADVENTHEALTH MEDICAL GROUP FAMILY MEDICINE | | 42 | 5 | 11% | 47 |
| URGENT CARE & WELLNESS CENTER | | 15 | 32 | 68% | 47 |
| NAVARRE GARDENS | | 41 | 6 | 13% | 47 |
| ADVENT HEALTH - LAKE WALES | | 35 | 12 | 26% | 47 |
| JFK MEDICAL CENTER NORTH LAB | | 1 | 46 | 98% | 47 |
| LIGHTHOUSE PEDIATRICS OF NAPLES | | 42 | 5 | 11% | 47 |
| PERSONAL PEDIATRICS PA | | 44 | 3 | 6% | 47 |
| COMPLETE HOME CARE OF THE PALM BEACHES LLC | | 43 | 4 | 9% | 47 |
| PANCARE HEALTH - BAY COUNTY - YOUNGSTOWN | | 42 | 5 | 11% | 47 |
| WINTER GARDEN REHAB AND NURSING CENTER | | 43 | 4 | 9% | 47 |
| MAGNOLIA DIAGNOSTICS, LLC | 1 | 19 | 27 | 57% | 47 |
| INTERLAB | | 1 | 46 | 98% | 47 |
| MOBILE DOC FL, LLC | | 29 | 18 | 38% | 47 |
| FAMILY EXTENDED CARE OF WINTER HAVEN | | 45 | 2 | 4% | 47 |
| HERNANDO ENDOSCOPY AND SURGERY CENTER | | 36 | 11 | 23% | 47 |
| CARE 4 U MANAGEMENT, INC | | | 46 | 100% | 46 |
| HARTFORD HEALTH SERVICES LLC | | 46 | | | 46 |
| PATRICK MANOR INCORPORATED | | 46 | | | 46 |
| H LEE MOFFITT CANCER CENTER MICRO | | 46 | | | 46 |
| KAPG ST AUGUSTINE SENIOR HOUSING OPCO LLC | | 37 | 9 | 20% | 46 |
| EAST MANATEE FAMILY | 1 | 1 | 44 | 96% | 46 |
| MINUTECLINIC DIAGNOSTIC OF NORTH CAROLINA | | 44 | 2 | 4% | 46 |
| PREMIER PLACE HEALTHCARE AT THE GLENVIEW | | 46 | | | 46 |
| PINES NURSING HOME | | 44 | 2 | 4% | 46 |
| ADVENT HEALTH MEDICAL GROUP OB GYN AT | | 40 | 6 | 13% | 46 |
| WG EVERGREEN WOODS SH LLC | | 46 | | | 46 |
| LUTHERAN HAVEN EXTENDED CONGREGATE CAR | | 46 | | | 46 |
| NORTH FLORIDA / SOUTH GEORGIA VETERANS HEALTH SYSTEM | | 1 | 45 | 98% | 46 |
| TRICORE REF LABS - UNIV OF NM | | 46 | | | 46 |

COVID-19: testing by laboratory

Data through Apr 14, 2021 verified as of Apr 15, 2021 at 09:25 AM

Data in this report are provisional and subject to change.

The numbers in the table below represent the number of Florida and non-Florida residents for whom test results were received by the Department of Health. A person can be tested by more than one laboratory and can have both positive and negative results. **Therefore, the sum of the numbers in each column will be larger than the total number of people tested.**

| Reporting lab | Inconclusive | Negative | Positive | Percent positive | Total |
|--|--------------|----------|----------|------------------|-------|
| COLLIER BLVD HMA PHYSICIAN MANAGEMENT LLC | | 46 | | | 46 |
| WORLD OF PEDIATRICS LLC | | 41 | 4 | 9% | 45 |
| REDI-MED WALK-IN FAMILY CARE | | | 45 | 100% | 45 |
| VIP WALK IN CLINIC | | 23 | 22 | 49% | 45 |
| NEXT MOLECULAR ANALYTICS | | 14 | 31 | 69% | 45 |
| COLLIER URGENT CARE CENTERS | | 44 | 1 | 2% | 45 |
| WALGREENS 3145 | | 42 | 3 | 7% | 45 |
| STUART URGENT CARE | | | 45 | 100% | 45 |
| HIGHLANDS COUNTY FIRE RESCUE | | 45 | | | 45 |
| SOUTHPORT SQUARE HARBOUR HEALTH | | 45 | | | 45 |
| MID-FLORIDA PATHOLOGY, LLC | | 35 | 10 | 22% | 45 |
| LARA HEALTH AND WELLNESS CENTER LLC | | 45 | | | 45 |
| ALLIANCE OF PHYSICIANS AGAINST COVID-19 | | | 45 | 100% | 45 |
| CITY OF CAPE CORAL | | 35 | 10 | 22% | 45 |
| BRP SH OPCO LLC | | 45 | | | 45 |
| SAN CARLOS PHARMACY | | 39 | 6 | 13% | 45 |
| THE MEDICAL GROUP OF SOUTH FLORIDA INC | | 39 | 6 | 13% | 45 |
| MINUTECLINIC DIAGNOSTIC MEDICAL GROUP | | 41 | 4 | 9% | 45 |
| CDR MAGUIRE - MIAMI BEACH CC MISSION 17388 | | 2 | 43 | 96% | 45 |
| AVALON PARK RETIREMENT RESIDENCE | | 43 | 2 | 4% | 45 |
| Rehabilitation Center of the Palm Beaches | | 45 | | | 45 |
| NEOGENOMICS LABORATORIES INC | | 45 | | | 45 |
| BD MEDICAL SYSTEMS | | 43 | 2 | 4% | 45 |
| GOLFCREST HEALTHCARE CENTER | | 44 | | | 44 |
| INNOVATIVE GX LABORATORIES | | 37 | 7 | 16% | 44 |
| TRINITY URGENT CARE | | 36 | 8 | 18% | 44 |
| UNION MEDICAL CARE PLLC | | 43 | 1 | 2% | 44 |
| ST JUDE LABORATORIES | | 40 | 4 | 9% | 44 |
| CAREATC INC BRANDON | 7 | 34 | 3 | 7% | 44 |
| CLEARWATER PAIN MANAGEMENT ASSOCIATES | | 42 | 2 | 5% | 44 |
| FLORIDA HOSPITAL | | 28 | 16 | 36% | 44 |
| GREENSBORO PATHOLOGY LLC | | 33 | 11 | 25% | 44 |
| THE MERIDIAN AT BOCA RATON | 1 | 43 | | | 44 |
| ASHTON PLACE | 3 | 37 | 4 | 9% | 44 |
| PEDIATRICS OF CENTRAL FLORIDA – SAINT CLOUD | 2 | 40 | 2 | 5% | 44 |
| SIDDH INC DBA SAN CARLOS PHARMACY | | 41 | 3 | 7% | 44 |
| BENTON HOUSE OF CLERMONT | | 44 | | | 44 |
| MINUTECLINIC DIAGNOSTIC OF LOUISIANA | | 41 | 3 | 7% | 44 |
| NEWPATH DIAGNOSTICS | | 36 | 8 | 18% | 44 |
| ROYAL PALM SENIOR RESIDENCE | | 44 | | | 44 |
| TANVIR H SHAGAR NP | | 37 | 7 | 16% | 44 |
| IMA MEDICAL GROUP POINCIANA | | 18 | 26 | 59% | 44 |
| TRIPLE O MEDICAL SERVICES INC | | 41 | 3 | 7% | 44 |
| PLAINVIEW URGENT CARE | | 41 | 3 | 7% | 44 |
| Gulf Shore Care Center | | 39 | 5 | 11% | 44 |
| PRINCETON VILLAGE☐ | | 40 | 4 | 9% | 44 |
| RADIOLOGY ASSOCIATES OF VENICE AND ENGLEWOOD | | 42 | 2 | 5% | 44 |

COVID-19: testing by laboratory

Data through Apr 14, 2021 verified as of Apr 15, 2021 at 09:25 AM

Data in this report are provisional and subject to change.

The numbers in the table below represent the number of Florida and non-Florida residents for whom test results were received by the Department of Health. A person can be tested by more than one laboratory and can have both positive and negative results. **Therefore, the sum of the numbers in each column will be larger than the total number of people tested.**

| Reporting lab | Inconclusive | Negative | Positive | Percent positive | Total |
|--|--------------|----------|----------|------------------|-------|
| AHMG SURGICAL SPECIALIST | | 43 | | | 43 |
| ADULT MEDICINE OF LAKE COUNTY INC | | | 43 | 100% | 43 |
| DUVAL PHARMACY | | 32 | 11 | 26% | 43 |
| CVS MINUTE CLINIC DIAGNOSTIC OF NORTH CAROL | | 37 | 6 | 14% | 43 |
| FIRST CHOICE URGENT CARE | | 12 | 31 | 72% | 43 |
| FLAGLER HOSPITAL INC | 2 | | 41 | 95% | 43 |
| CAREATC | | | 43 | 100% | 43 |
| WOLFF CTR FOR CHILD & ADOLESCENT HEALTH PLLC,THE | | 26 | 17 | 40% | 43 |
| PINELLAS INTERNAL MEDICINE ASSOCIATES | 1 | 39 | 3 | 7% | 43 |
| University Hills health and Rehabilitation | | 33 | 10 | 23% | 43 |
| SUNSHINE ASSISTED LIVING | | 43 | | | 43 |
| BRANCH MEDICAL CLINIC | | | 43 | 100% | 43 |
| LOURDES HOSPITAL INC | | 41 | 2 | 5% | 43 |
| EC OPCO TIMBERLIN PARC LLC | | 43 | | | 43 |
| LAKE MARY KIDS CENTRA CARE | | 33 | 10 | 23% | 43 |
| RESIDENTIAL PLAZA AT BLUE LAGOON INC | | 39 | 4 | 9% | 43 |
| BAYCARE MEDICAL GROUP INC | | 3 | 39 | 93% | 42 |
| ALWAYS BEST CARE SENIOR SERVICES | | 38 | 4 | 10% | 42 |
| ROADS PEDIATRICS,LLC | | 40 | 2 | 5% | 42 |
| NORTHWELL HEALTH PLAINVIEW HOSPITAL LABORATORY | | 33 | 9 | 21% | 42 |
| BENTON HOUSE OF ST. JOHNS | | 40 | 2 | 5% | 42 |
| NORTH CAROLINA DEPARTMENT OF HEALTH & HUMAN SERVICES | 1 | | 41 | 98% | 42 |
| BRONX LEBANON HOSPITAL-MEDICAL CENTER | | 38 | 4 | 10% | 42 |
| KIVA AT CANTERBURY | | 25 | 17 | 40% | 42 |
| CLINICAL LABORATORY | | 42 | | | 42 |
| Atlantic Shore Nursing and Rehab | | 42 | | | 42 |
| GRAND VILLA OF ALTAMONTE SPRINGS | | 35 | 7 | 17% | 42 |
| LONGLEAF DIAGNOSTIC LABORATORIES | | 13 | 29 | 69% | 42 |
| MAIMONIDES-SHALOM ACADEMY, INC | | 41 | 1 | 2% | 42 |
| PACIFICA SENIOR LIVING OCALA | | 37 | 5 | 12% | 42 |
| ATRIA WILLOW WOOD | | 40 | 2 | 5% | 42 |
| THE PALMS PHARMACY, INC | | 38 | 3 | 7% | 41 |
| FG RAPID | | 38 | 3 | 7% | 41 |
| LAKE COUNTY SCHOOLS EMPLOYEE HEALTH CENTER | | 29 | 12 | 29% | 41 |
| CITRUS COUNTY HEALTH DEPARTMENT | | 35 | 6 | 15% | 41 |
| BULLS HEAD URGENT CARE | | 39 | 2 | 5% | 41 |
| CAREHERE LAKE SCHOOLS EMPLOYEE HEALTH CENTER | | 28 | 13 | 32% | 41 |
| FLORIDA HOSPITAL NEW SMYRNA | | 4 | 37 | 90% | 41 |
| BIOFIRE | | 9 | 32 | 78% | 41 |
| LEE MEMORIAL HEALTH SYSTEM | | 37 | 4 | 10% | 41 |
| ARCPPOINT LABS OF WEST PALM BEACH | | 4 | 37 | 90% | 41 |
| A & R RESEARCH GROUP | | 35 | 6 | 15% | 41 |
| D W MCMILLAN MEMORIAL HOSPITAL | | 30 | 11 | 27% | 41 |
| CROSSROADS URGENT CARE | | 26 | 15 | 37% | 41 |
| WHITE-WILSON MEDICAL CENTER | | 30 | 11 | 27% | 41 |
| SOMA MEDICAL CENTER PA #3 | | 5 | 36 | 88% | 41 |
| EASTERN SHORE URGENT CARE | | 30 | 11 | 27% | 41 |

COVID-19: testing by laboratory

Data through Apr 14, 2021 verified as of Apr 15, 2021 at 09:25 AM

Data in this report are provisional and subject to change.

The numbers in the table below represent the number of Florida and non-Florida residents for whom test results were received by the Department of Health. A person can be tested by more than one laboratory and can have both positive and negative results. **Therefore, the sum of the numbers in each column will be larger than the total number of people tested.**

| Reporting lab | Inconclusive | Negative | Positive | Percent positive | Total |
|---|--------------|----------|----------|------------------|-------|
| UNIVERSITY OF ALABAMA | | 38 | 3 | 7% | 41 |
| PEDIATRICS OF CENTRAL FLORIDA KISSI | | 33 | 8 | 20% | 41 |
| STAT ONE URGENT CARE CENTER | | 2 | 39 | 95% | 41 |
| WINDSOR WOODS REHAB & HEALTHCARE CTR | | 38 | 2 | 5% | 40 |
| CAPITAL REGIONAL MEDICAL CENTER | | 2 | 38 | 95% | 40 |
| THE LODGE AND REHABILITATION CENTER | | 24 | 16 | 40% | 40 |
| STETSON UNIVERSITY STUDENT HEALTH CENTER | | 3 | 37 | 93% | 40 |
| Heritage Park Care and Rehabilitation | | 40 | | | 40 |
| CLINICAL PATHOLOGY LABORATORIES, INC | | 40 | | | 40 |
| MAKO MEDICAL | | 21 | 19 | 48% | 40 |
| SOUTH FLORIDA BAPTIST HOSPITAL | | | 40 | 100% | 40 |
| THORNBURG PEDIATRICS | | 38 | 2 | 5% | 40 |
| ADVENT HEALTH CENTRA CARE - LAKELAND | | 30 | 10 | 25% | 40 |
| M&V SAN JOSE MEDICAL CENTER | | | 40 | 100% | 40 |
| PRIDE DIAGNOSTICS | | 24 | 16 | 40% | 40 |
| MULBERRY'S MOBILE PROVIDER SERVICES LLC | | 25 | 15 | 38% | 40 |
| ORLANDO HEALTH PRIMARY CARE PEDIATRICS | | 38 | 1 | 3% | 39 |
| UNIVERSITY BEHAVIORAL CENTER | | 39 | | | 39 |
| CORRECTIONAL MEDICAL GROUP | | 27 | 12 | 31% | 39 |
| BELVEDERE COMMONS OF SUN CITY CENTER | | 39 | | | 39 |
| BAY COUNTY JAIL ANNEX | | 34 | 5 | 13% | 39 |
| BAYSHORE PATHOLOGY CONSULTANTS PA | | 37 | 2 | 5% | 39 |
| CEDAR CREEK AT KINGS BAY INC | | 39 | | | 39 |
| MEDEX MEDICAL EXPRESS OF PALATKA LLC | | | 39 | 100% | 39 |
| NIGHT LITE PEDIATRIC CENTER | | 10 | 29 | 74% | 39 |
| ISLAMORADA VILLAGE OF ISLANDS FIRE RESCUE | | 36 | 3 | 8% | 39 |
| CLINICAL RESEARCH SEQUENCING PLATFORM | | 8 | 31 | 79% | 39 |
| LEE PHYSICIAN GROUP COLLEGE POINT | | 39 | | | 39 |
| GRAND VILLA OF NEW PORT RICHEY | | 32 | 7 | 18% | 39 |
| ADVENTHEALTH MEDICAL GROUP FAMILY & INTERNAL | | 15 | 24 | 62% | 39 |
| University Hospital | | 34 | 5 | 13% | 39 |
| BOND CLINIC, PA | | 9 | 30 | 77% | 39 |
| GENEXPERT | | | 39 | 100% | 39 |
| BROOKDALE BRANDON | 1 | 38 | | | 39 |
| GUYAN VALLEY WELLNESS CENTER | | 32 | 7 | 18% | 39 |
| WG BAYPOINT VILLAGE SH LLC | | 38 | 1 | 3% | 39 |
| ADVENTHEALTH MEDICAL GROUP PULMONOLOGY | | 34 | 5 | 13% | 39 |
| EP MEDICAL EQUIPMENT PHARMACY | | 33 | 6 | 15% | 39 |
| ORLANDO ORTHOPAEDIC OUTPATIENT SURGERY CENTER | | 33 | 6 | 15% | 39 |
| JUNIPER VILLAGE AT CAPE CORAL | | 34 | 5 | 13% | 39 |
| WELLMED AT NEW TAMPA | | 28 | 11 | 28% | 39 |
| ANDALUSIA HEALTH | | 21 | 17 | 45% | 38 |
| TAYLORVILLE FAMILY MEDICINE | | 31 | 7 | 18% | 38 |
| SUNSHINE PEDIATRICS OF CENTRAL FLORIDA PL | | 35 | 3 | 8% | 38 |
| ATRIA SAN PABLO | | 36 | 2 | 5% | 38 |
| PALM POINT BEHAVIORAL HEALTH | | 38 | | | 38 |
| CONCENTRA URGENT CARE | | 34 | 4 | 11% | 38 |

COVID-19: testing by laboratory

Data through Apr 14, 2021 verified as of Apr 15, 2021 at 09:25 AM

Data in this report are provisional and subject to change.

The numbers in the table below represent the number of Florida and non-Florida residents for whom test results were received by the Department of Health. A person can be tested by more than one laboratory and can have both positive and negative results. **Therefore, the sum of the numbers in each column will be larger than the total number of people tested.**

| Reporting lab | Inconclusive | Negative | Positive | Percent positive | Total |
|--|--------------|----------|----------|------------------|-------|
| MOLECULAR DIAGNOSTICS | | 5 | 33 | 87% | 38 |
| CCRC @ SUNFLOWER LLC | | 35 | 3 | 8% | 38 |
| SOUTHCOR LABORATORY | | 4 | 34 | 89% | 38 |
| HOMWOOD RESIDENCE AT FREEDOM PLAZA | | 37 | 1 | 3% | 38 |
| VETERANS AFFAIRS MEDICAL CENTER - NEW YORK HARBOR | | 36 | 2 | 5% | 38 |
| Life Care Center of Citrus County | | 37 | 1 | 3% | 38 |
| REOPEN DIAGNOSTICS | | | 38 | 100% | 38 |
| STEWART MEDICAL GROUP, INC | | 21 | 17 | 45% | 38 |
| LMH SKILLED NURSING UNIT | | 38 | | | 38 |
| INNOVATION CLINICAL TRIALS, INC | | | 38 | 100% | 38 |
| AUTUMN OF SARASOTA | | 12 | 26 | 68% | 38 |
| FLORIDA DEPARTMENT OF HEALTH CLAY COUNTY | | 25 | 13 | 34% | 38 |
| UNIVERSITY MEDICAL CTR OF PRINCETON AT | | 36 | 2 | 5% | 38 |
| BASSETTI MEDICAL RESEARCH INC | | 30 | 8 | 21% | 38 |
| FAMILY AND INTERNAL MEDICINE AT AVALON PARK | | 34 | 4 | 11% | 38 |
| SEWALLS POINT PHARMACY INC | | 29 | 8 | 22% | 37 |
| FAMILY EXTENDED CARE OF SEBRING INC | | 35 | 2 | 5% | 37 |
| RIVERHEAD URGENT CARE | | 36 | 1 | 3% | 37 |
| ST AUGUSTINE PEDIATRIC ASSOC | | 33 | 4 | 11% | 37 |
| DCH REGIONAL MEDICAL CENTER LABORATORY | | 36 | 1 | 3% | 37 |
| PECONIC BAY MEDICAL CENTER LABORATORY | | 28 | 9 | 24% | 37 |
| ELLKAY HEALTHCARE DATA PLUMBERS | 23 | 10 | 4 | 11% | 37 |
| PATHOGENIUS LABORATORIES | | 30 | 7 | 19% | 37 |
| GROWING TOGETHER PEDIATRICS, LLC | | 33 | 4 | 11% | 37 |
| COLLIER HMA PHYSICIAN MANAGEMENT LLC | | 27 | 10 | 27% | 37 |
| MINUTECLINIC DIAGNOSTIC OF RHODE ISLAND, LLC #1544 | | 36 | 1 | 3% | 37 |
| ALAN A SMITH MD LLC | | 34 | 3 | 8% | 37 |
| UNION MEDICAL CARE | | 37 | | | 37 |
| HOLLISMED LLC | | 35 | 2 | 5% | 37 |
| SUNSHINE PEDIATRICS | | 37 | | | 37 |
| PONCE THERAPY CARE CENTER | | 34 | 3 | 8% | 37 |
| ONE MILO | | 37 | | | 37 |
| ARTHREX MEDICAL CENTER EAST | | 25 | 12 | 32% | 37 |
| THE COLLIER AT NAPLES | | 36 | 1 | 3% | 37 |
| ACCURATE DIAGNOSTIC LAB | | 35 | 2 | 5% | 37 |
| HR SARASOTA OPERATOR LLC | | 25 | 12 | 32% | 37 |
| HOLZER HEALTH CENTER | | 5 | 32 | 86% | 37 |
| BAY STREET PHARMACY | | 35 | 2 | 5% | 37 |
| WALK IN MEDICAL URGENT CARE | | 37 | | | 37 |
| CONNECTICUT DEPARTMENT OF HEALTH | | 22 | 15 | 41% | 37 |
| ST LUCIE COUNTY JAIL | | 28 | 9 | 24% | 37 |
| CENTRAL FLORIDA HEALTH CARE INC WAUCHULA SITE 2 | | 29 | 8 | 22% | 37 |
| WEINBERG VILLAGE | | 35 | 1 | 3% | 36 |
| WALGREENS CO | | 30 | 6 | 17% | 36 |
| PHYSICIAN ASSOCIATES LLC | | 26 | 10 | 28% | 36 |
| MAINSTREET FAMILY URGENT CARE | | 1 | 35 | 97% | 36 |
| WASHINGTON COUNTY HEALTH DEPARTMENT | | 24 | 12 | 33% | 36 |

COVID-19: testing by laboratory

Data through Apr 14, 2021 verified as of Apr 15, 2021 at 09:25 AM

Data in this report are provisional and subject to change.

The numbers in the table below represent the number of Florida and non-Florida residents for whom test results were received by the Department of Health. A person can be tested by more than one laboratory and can have both positive and negative results. **Therefore, the sum of the numbers in each column will be larger than the total number of people tested.**

| Reporting lab | Inconclusive | Negative | Positive | Percent positive | Total |
|---|--------------|----------|----------|------------------|-------|
| AIR, LAND & SEA PHYSICALS & CONSULTATIONS, LLC | | 35 | 1 | 3% | 36 |
| FLORIDA PEDIATRIC GROUP PA | | 28 | 8 | 22% | 36 |
| PINELLAS PARK FIRE DEPARTMENT | | 36 | | | 36 |
| MINUTECLINIC DIAGNOSTIC OF MICHIGAN | | 33 | 3 | 8% | 36 |
| METROPOLITAN CHARITIES INC | | 33 | 3 | 8% | 36 |
| PATHGROUP | | 9 | 27 | 75% | 36 |
| EMORY CLINIC, THE | | 34 | 2 | 6% | 36 |
| MINUTE CLINIC DIAGNOSTIC OF VIRGINIA, LLC | | 36 | | | 36 |
| ROCKLAND URGENT CARE FAMILY HEALTH NP | | 35 | 1 | 3% | 36 |
| BVL/LITTLE ANGEL PEDIATRICS | | 36 | | | 36 |
| EXPRESS CARE OF TAMPA BAY LLC | | 5 | 31 | 86% | 36 |
| LPG CONVENIENT CARE AT METRO | | 33 | 3 | 8% | 36 |
| Casa Mora Rehabilitation & Extended Care | | 34 | 2 | 6% | 36 |
| MEDCOMP SCIENCES | | | 36 | 100% | 36 |
| HARMONY HEALTH OPCO, LLC | | 15 | 21 | 58% | 36 |
| CARE HERE | | 12 | 24 | 67% | 36 |
| Kensington Gardens | | 36 | | | 36 |
| GRAND VILLA OF ST. PETERSBURG | | 34 | 2 | 6% | 36 |
| MEDEXPRESS URGENT CARE WEST TAMPA | | | 35 | 100% | 35 |
| WUESTHOFF MEMORIAL HOSPITAL | | | 35 | 100% | 35 |
| ENCOMPASS HEALTH REHABILITATION HOSPITAL OF PANAMA CITY | | 30 | 5 | 14% | 35 |
| FHMG-FLORIDA HOSPITAL MEDICAL GROUP | | 25 | 10 | 29% | 35 |
| POARCH BANC CREEK INDIANS TRIBAL HEALTH DEPARTMENT | | | 35 | 100% | 35 |
| NCHD | | 21 | 14 | 40% | 35 |
| HARBORCHASE OF WELLINGTON CROSSING | | 33 | 2 | 6% | 35 |
| VIKOR SCIENTITIC | | 5 | 30 | 86% | 35 |
| ISLAND LAKE CENTER | | 14 | 21 | 60% | 35 |
| REDI-MED WALK IN FAMILY CLINIC | | | 35 | 100% | 35 |
| ADVENT HEALTH - FISH MEMORIAL | | 2 | 33 | 94% | 35 |
| NEUROINTERNATIONAL SARASOTA | | 32 | 3 | 9% | 35 |
| WALGREENS COVID-19 | | 27 | 8 | 23% | 35 |
| METRO KNOXVILLE HMA | | 25 | 10 | 29% | 35 |
| PORT SAINT JOHN FAMILY PRACTICE | | 21 | 14 | 40% | 35 |
| WALGREEN | | 25 | 10 | 29% | 35 |
| ST. MARYS MEDICAL CENTER | | 1 | 34 | 97% | 35 |
| PARKSIDE HEALTH AND REHABILITATION CENTER | | | 35 | 100% | 35 |
| BOCA TOXICOLOGY LLC | | 33 | 2 | 6% | 35 |
| NORTHSIDE HOSPITAL EMERGENCY DEPT | | 31 | 4 | 11% | 35 |
| MINUTE CLINIC LLC #2216 | | 32 | 3 | 9% | 35 |
| IRL | | 4 | 31 | 89% | 35 |
| MINUTECLINIC, LLC, DBA MINUTECLINIC #5 | | 31 | 4 | 11% | 35 |
| CRESTVIEW IMMEDIATE CARE LL | | 11 | 24 | 69% | 35 |
| CITRUS CARE CLINIC | | | 35 | 100% | 35 |
| TNC WALK IN CLINIC | | 24 | 11 | 31% | 35 |
| ALABAMA CLINICS | | 19 | 16 | 46% | 35 |
| ASSISTED LIVING OF BROWARD | | 35 | | | 35 |
| FLORIDA PRESBYTERIAN HOMES INC | | 33 | 2 | 6% | 35 |

COVID-19: testing by laboratory

Data through Apr 14, 2021 verified as of Apr 15, 2021 at 09:25 AM

Data in this report are provisional and subject to change.

The numbers in the table below represent the number of Florida and non-Florida residents for whom test results were received by the Department of Health. A person can be tested by more than one laboratory and can have both positive and negative results. **Therefore, the sum of the numbers in each column will be larger than the total number of people tested.**

| Reporting lab | Inconclusive | Negative | Positive | Percent positive | Total |
|--|--------------|----------|----------|------------------|-------|
| A AND R RESEARCH GROUP LLC | | 31 | 4 | 11% | 35 |
| P23 LABS | | 35 | | | 35 |
| SOUTHEASTERN OUTPATIENT SURGERY CENTER | | 32 | 3 | 9% | 35 |
| PARAMOUNT WALK-IN CLINIC | | 1 | 33 | 97% | 34 |
| COMMUNITY MEDICAL CARE CENTER INC | | | 34 | 100% | 34 |
| JUPITER MEDICAL CENTER PHYSICIANS GROUP, INC | | 30 | 4 | 12% | 34 |
| THE SPRINGS OF PARC HILL | | 33 | 1 | 3% | 34 |
| JACKSON HEALTH SYSTEM | | 2 | 32 | 94% | 34 |
| ENCOMPASS HEALTH REHABILITATION OF ALTAMONTE | | 29 | 5 | 15% | 34 |
| TRADITIONAL HOME CARE INC | | 33 | 1 | 3% | 34 |
| MINUTE CLINIC, LLC DBA MINUTECLINIC #4505 | | 31 | 3 | 9% | 34 |
| FLORIDA MEDICAL CLINIC IM MLK | | 24 | 10 | 29% | 34 |
| LONG TERM CARE OF GULF BREEZE LLC | | 30 | 4 | 12% | 34 |
| RASHDA ALBIBI M.D. P.A. | | 31 | 3 | 9% | 34 |
| JAMAICA HOSPITAL MEDICAL CENTER | | 30 | 4 | 12% | 34 |
| GULFSIDE HOSPICE INC | | 31 | 3 | 9% | 34 |
| ORLANDO COVID TEST , LLC | | 30 | 4 | 12% | 34 |
| SOUTHWEST LABS | | 34 | | | 34 |
| MIDDLETOWN MEDICAL P C | | 24 | 10 | 29% | 34 |
| HUNT CLUB MEDICAL | | 15 | 19 | 56% | 34 |
| FLORIDA DEPARTMENT OF HEALTH IN MONROE COUNTY | | 27 | 7 | 21% | 34 |
| FORT CAROLINE GARDENS, INC | | 32 | 2 | 6% | 34 |
| TUSCAN GARDENS OF DELRAY BEACH MANAGEMENT COMPANY, | | 34 | | | 34 |
| AU MEDICAL CENTER, INC | 1 | 30 | 3 | 9% | 34 |
| AYERS NURSING AND REHABILITATION CENTER | | 34 | | | 34 |
| AMMON ANALYTICAL LABORATORIES | | 29 | 4 | 12% | 33 |
| WELLSTAR KENNESTONE HOSPITAL | | 30 | 3 | 9% | 33 |
| EVERLYWELL | | 19 | 14 | 42% | 33 |
| CARILLON SPORTS AND FAMILY MEDICINE | | 25 | 8 | 24% | 33 |
| PHOSPHORUS DIAGNOSTICS | | 27 | 6 | 18% | 33 |
| VETERAN AFFAIRS MEDICAL CENTER - JAMES J PETERS | | 30 | 3 | 9% | 33 |
| Consulate Health Care of Orange Park | | 27 | 6 | 18% | 33 |
| BLUE SPRINGS SURGERY CENTER | | 33 | | | 33 |
| LONG BEACH URGENT CARE | | 33 | | | 33 |
| FAST PACE MEDICAL CLINIC | | 28 | 5 | 15% | 33 |
| WESTWOOD NURSING AND REHABILITATION | | 28 | 5 | 15% | 33 |
| GREENRIDGE GROUP HOME | 3 | 11 | 19 | 58% | 33 |
| VILLA COURT LLC | | 33 | | | 33 |
| AMBRY GENETICS CORPORATION | 23 | 10 | | | 33 |
| SMH PHYSICIAN SERVICES INC | | 32 | 1 | 3% | 33 |
| GRAND VILLA OF PINELLAS PARK | | 31 | 2 | 6% | 33 |
| NIGHT LITE PEDIATRICS URGENT CARE CENTER | | | 33 | 100% | 33 |
| CORAL HOUSE ASSISTED LIVING COMMUNITY LLC | | 33 | | | 33 |
| MINUTE CLINIC DIAGNOSTIC OF SC, LLC #75 | | 31 | 2 | 6% | 33 |
| AHSE ROP | | 32 | 1 | 3% | 33 |
| WARDE MEDICAL LABORATORY | | 25 | 8 | 24% | 33 |
| HUNTINGTON STATION URGENT CARE | | 32 | 1 | 3% | 33 |

COVID-19: testing by laboratory

Data through Apr 14, 2021 verified as of Apr 15, 2021 at 09:25 AM

Data in this report are provisional and subject to change.

The numbers in the table below represent the number of Florida and non-Florida residents for whom test results were received by the Department of Health. A person can be tested by more than one laboratory and can have both positive and negative results. **Therefore, the sum of the numbers in each column will be larger than the total number of people tested.**

| Reporting lab | Inconclusive | Negative | Positive | Percent positive | Total |
|--|--------------|----------|----------|------------------|-------|
| BOND CLINIC | | 3 | 30 | 91% | 33 |
| EASYCARE WALK-IN CLINIC | 1 | 11 | 21 | 64% | 33 |
| SANFORD MOBILE LAB PGA TOUR | | 32 | 1 | 3% | 33 |
| VETERANS HOME | | 1 | 32 | 97% | 33 |
| MEDEMERGE | | 30 | 2 | 6% | 32 |
| DHMD | | 32 | | | 32 |
| COLORADO DEPARTMENT OF HEALTH LABORATORY SERVICES DIVISION | | | 32 | 100% | 32 |
| Heartland Health Care Center North Sarasota | | 18 | 14 | 44% | 32 |
| MADISON POINTE CARE CENTER | | 32 | | | 32 |
| PULSE & REMEDY LLC | | 17 | 15 | 47% | 32 |
| SYNIVERSE WELLNESS CENTER | | 27 | 5 | 16% | 32 |
| KINDRED HOSPITAL OCALA | | 29 | 3 | 9% | 32 |
| WOMENS CARE FLORIDA LABORATORY | | 25 | 7 | 22% | 32 |
| WESTMINSTER ST AUGUSTINE | | 32 | | | 32 |
| STATEN ISLAND UNIVERSITY HOSPITAL-POUCH | | 31 | 1 | 3% | 32 |
| ADVANCED URGENT CARE | | 12 | 20 | 63% | 32 |
| PASSPORT HEALTH ORLANDO | | 32 | | | 32 |
| ACCESS 365 URGENT CARE | | 10 | 22 | 69% | 32 |
| LABORATORY ALLIANCE OF CENTRAL NEW YORK | | 30 | 2 | 6% | 32 |
| KISSIMMEE VA OUTPATIENT CLINIC | | 29 | 3 | 9% | 32 |
| IPSUM DIAGNOSTICS | | 3 | 29 | 91% | 32 |
| OPIS COQUINA CENTER | | 32 | | | 32 |
| EMORY UNIVERSITY HOSPITAL | | 28 | 4 | 13% | 32 |
| FLORIDA HOSPITAL PHYSICIAN GROUP | | 19 | 13 | 41% | 32 |
| ENT AND ALLERGY ASSOCIATES OF FLORIDA LLC | | 30 | 1 | 3% | 31 |
| REGENCY PARK ASSISTED LIVING FACILITY | | 29 | 2 | 6% | 31 |
| ADVENTHEALTH MEDICAL GROUP FAMILY MEDICINE AT RDV | | 31 | | | 31 |
| OCCUPATIONAL HEALTH CENTERS OF THE SOUTHWEST PA | | 26 | 5 | 16% | 31 |
| FLORIDA ENDOSCOPY & SURGERY CTR LLC | | 31 | | | 31 |
| OAKMONTE VILLAGE | | 30 | 1 | 3% | 31 |
| AMERICAN ESOTERIC LABORATORIES | | 15 | 16 | 52% | 31 |
| UR CARE FAMILY AND SPORTS MEDICINE | | | 31 | 100% | 31 |
| DISCOVERY COMMONS AT BRADENTON | | 31 | | | 31 |
| PREMIER URGENT CARE CENTER LLC | | | 31 | 100% | 31 |
| Grand Villa of Deerfield Beach | | 27 | 4 | 13% | 31 |
| LAKE MARY - STIRLING CENTER SUITE 202 | | | 31 | 100% | 31 |
| LabCorp L#09258130 M#09258125 | | 12 | 19 | 61% | 31 |
| CERON PEDIATRICS & INTEGRATIVE MEDICIN | | 31 | | | 31 |
| HEALTH FIRST - VIERA HOSPITAL | | 1 | 30 | 97% | 31 |
| MICHAEL J D'AMBROSE MD PA | | 29 | 2 | 6% | 31 |
| COLLIER ANESTHESIA PAIN LLC | | 31 | | | 31 |
| STUART REHABILITATION AND HEALTHCARE | | 15 | 16 | 52% | 31 |
| GRAND VILLA OF ENGLEWOOD | | 26 | 5 | 16% | 31 |
| RESIDENCE AT BAY VUE | | 29 | 2 | 6% | 31 |
| STATCARE URGENT AND WALK-IN MEDICAL CA | | 28 | 3 | 10% | 31 |
| BAYCARE HEALTH SYSTEMS, LLC | | | 31 | 100% | 31 |
| FLORIDA MEDICAL CL ODOM TPA | | 17 | 14 | 45% | 31 |

COVID-19: testing by laboratory

Data through Apr 14, 2021 verified as of Apr 15, 2021 at 09:25 AM

Data in this report are provisional and subject to change.

The numbers in the table below represent the number of Florida and non-Florida residents for whom test results were received by the Department of Health. A person can be tested by more than one laboratory and can have both positive and negative results. **Therefore, the sum of the numbers in each column will be larger than the total number of people tested.**

| Reporting lab | Inconclusive | Negative | Positive | Percent positive | Total |
|--|--------------|----------|----------|------------------|-------|
| UNIPATH | | 24 | 7 | 23% | 31 |
| MIGUEL E TREVINO MD PA | | 27 | 4 | 13% | 31 |
| NORTH PINELLAS CHILDRENS MEDICAL CENTER | | | 30 | 100% | 30 |
| LABORATORY MEDICINE CONSULTANTS-LMC PA | | 28 | 2 | 7% | 30 |
| WILLAMETTE VALLEY TOXICOLOGY LLC | | 28 | 2 | 7% | 30 |
| AMEERAH LABS | | | 30 | 100% | 30 |
| JOSEF SCHENKER MD PC DBA CENTERS URGENT | | 28 | 2 | 7% | 30 |
| ADVENT HEALTH PRIMARY CARE PLUS, WINTER GARDEN | | 26 | 4 | 13% | 30 |
| PERDIDO URGENT CARE | | 1 | 29 | 97% | 30 |
| THE TERRACE AT IVY ACRES ALF | | 11 | 19 | 63% | 30 |
| BAPTIST PRIMARY BLACK CREEK SOUTH | | | 30 | 100% | 30 |
| HOLIDAY MEDICAL ASSOCIATES | | 4 | 26 | 87% | 30 |
| CENTER ONE SURGERY CENTER | | 24 | 6 | 20% | 30 |
| FAMILY CARE PARTNERS URGENT CARE LLC | | 24 | 6 | 20% | 30 |
| MIDNIGHT MEDICINE | | | 30 | 100% | 30 |
| CHIPOLA MEDICAL ASSOCIATES | | 10 | 20 | 67% | 30 |
| MINUTE CLINIC DIAGNOSTIC OF VIRGINIA | | 23 | 7 | 23% | 30 |
| ALPHA PHARMACY | | 27 | 3 | 10% | 30 |
| COLORADO DEPARTMENT OF PUBLIC HEALTH AND ENVIRONMENT | | | 30 | 100% | 30 |
| CLINCLOUD, LLC | | | 30 | 100% | 30 |
| TREASURE COAST URGENT & FAMILY CARE | | 12 | 18 | 60% | 30 |
| NURSES HELPING HANDS INC ALF | | 30 | | | 30 |
| BUREAU OF PUBLIC HEALTH | 1 | 9 | 20 | 67% | 30 |
| TAMPA URGENT CARE | | | 30 | 100% | 30 |
| MARTHA'S HOUSE & ASSISTED LIVING FACILITY | | 30 | | | 30 |
| BOCA BIOLISTIC REFERENCE LAB | | | 30 | 100% | 30 |
| MARYLAND DEPARTMENT OF HEALTH | | | 30 | 100% | 30 |
| SANITAS | | 4 | 26 | 87% | 30 |
| COUNTY OF LOS ANGELES | | | 30 | 100% | 30 |
| Okeechobee Health Care Facility | | 16 | 14 | 47% | 30 |
| FORT VALLEY STATE UNIVERSITY | | 29 | 1 | 3% | 30 |
| STEINHATCHEE DRUGS | | 24 | 6 | 20% | 30 |
| OAK HARBOR ASSISTED LIVING FACILITY | | 27 | 3 | 10% | 30 |
| MINUTECLINIC, LLC #4230 | | 26 | 4 | 13% | 30 |
| CARDIOLOGY AND MEDICINE ASSOCIATES INC | | 29 | 1 | 3% | 30 |
| MINUTE CLINIC DIAGNOSTIC OF NEW JERSEY | | 29 | 1 | 3% | 30 |
| STATCARE URGENT & WALK IN MEDICAL CARE | | 27 | 3 | 10% | 30 |
| HERITAGE WATERSIDE | | 27 | 3 | 10% | 30 |
| CLEARWATER EMPLOYEE HEALTH CLINIC | | 14 | 16 | 53% | 30 |
| CIGNA PBSO WEST PALM | | | 30 | 100% | 30 |
| Wiregrass Rehabilitation Center and Nursing Home | | 28 | 2 | 7% | 30 |
| PALM GARDEN OF JACKSONVILLE | | 27 | 2 | 7% | 29 |
| TOTTENVILLE CIRCLE URGENT CARE | | 29 | | | 29 |
| WEISS PEDIATRIC CARE LLC | | 16 | 13 | 45% | 29 |
| WIREGRASS CLINIC LLC | | 23 | 6 | 21% | 29 |
| COMPREHENSIVE CHILDCARE | | 23 | 6 | 21% | 29 |
| DAVID LAWRENCE CENTER | | 25 | 4 | 14% | 29 |

COVID-19: testing by laboratory

Data through Apr 14, 2021 verified as of Apr 15, 2021 at 09:25 AM

Data in this report are provisional and subject to change.

The numbers in the table below represent the number of Florida and non-Florida residents for whom test results were received by the Department of Health. A person can be tested by more than one laboratory and can have both positive and negative results. **Therefore, the sum of the numbers in each column will be larger than the total number of people tested.**

| Reporting lab | Inconclusive | Negative | Positive | Percent positive | Total |
|---|--------------|----------|----------|------------------|-------|
| DOCTOR TODAY TLC LLC | | | 29 | 100% | 29 |
| UNIV OF ROCHESTER-STRONG MEMORIAL HOSP | | 28 | 1 | 3% | 29 |
| UNIVERSITY OF ILLINOIS VETERINARY DIAG | 1 | 27 | 1 | 3% | 29 |
| PALMS, THE | | 29 | | | 29 |
| SUNTREE INTERNAL MEDICINE | | 29 | | | 29 |
| NEMOURS CHILDRENS CLINIC | | 22 | 7 | 24% | 29 |
| INTERIM HEALTHCARE OF NORTHWEST FLORIDA INC | | 27 | 2 | 7% | 29 |
| PANCARE HEALTH - BONIFAY K-8 | | | 29 | 100% | 29 |
| PINELLAS 1 HOME HEALTH CARE CORP | | 28 | 1 | 3% | 29 |
| COOPER HEALTHCARE | | 26 | 3 | 10% | 29 |
| UCLA HEALTHCARE CLINICAL LABS | | 23 | 6 | 21% | 29 |
| CDC | | 17 | 12 | 41% | 29 |
| BROOKWOOD BAPTIST MEDICAL CENTER | | 28 | 1 | 3% | 29 |
| DUVAL COUNTY HEALTH DEPARTMENT | | 29 | | | 29 |
| GRAND LIVING AT LAKEWOOD RANCH | | 28 | 1 | 3% | 29 |
| MINUTECLINIC DIAGNOSTIC OF RHODE ISLAND, LLC #212 | | 29 | | | 29 |
| GRAND VILLA OF LARGO | | 25 | 4 | 14% | 29 |
| BOCA SIMON LAB | | 1 | 28 | 97% | 29 |
| ST PETER'S BENDER LABORATORY | | 28 | 1 | 3% | 29 |
| P4CLINICAL | 3 | 2 | 24 | 83% | 29 |
| STEWART MELBOURNE HOSPITAL | | | 29 | 100% | 29 |
| PRO HEALTH HARMONY | | 29 | | | 29 |
| ORLANDO FAMILY MEDICINE | | 14 | 15 | 52% | 29 |
| LAKELAND NURSING AND REHABILITATION CENTER | | | 29 | 100% | 29 |
| CAPE CORAL HOSPITAL ABG LABORATORY | | 16 | 13 | 45% | 29 |
| ROBERT H JENKINS JR VETERANS' DOMICILIARY HOME OF | | 26 | 3 | 10% | 29 |
| UNION CHD | | 26 | 3 | 10% | 29 |
| JOSEPH SCHENKER MD PC DBA CENTERS URGENT | | 25 | 4 | 14% | 29 |
| JOSEF SCHENKER MD PC | | 29 | | | 29 |
| CHILDREN'S MEDICAL CENTER | | | 29 | 100% | 29 |
| RENAISSANCE SENIOR LIVING | 1 | 28 | | | 29 |
| MINUTECLINIC, LLC #08366 | | 23 | 5 | 18% | 28 |
| MINUTECLINIC DIAGNOSTIC OF LOUISIANA, | | 25 | 3 | 11% | 28 |
| BAYSIDE LABORATORIES INC | | 28 | | | 28 |
| BROOKDALE PHILLIPPI CREEK | | | 28 | 100% | 28 |
| FIRST CHOICE PEDIATRICS LOOP | | 25 | 3 | 11% | 28 |
| KEY PRIMARY CARE | | | 28 | 100% | 28 |
| ORLANDO ORTHOPAEDIC CENTER | | 26 | 2 | 7% | 28 |
| EDEN AT CRESTVIEW | | 12 | 16 | 57% | 28 |
| NATIONAL MENTOR HEALTHCARE LLC | | | 28 | 100% | 28 |
| GADSDEN COUNTY HEALTH DEPARTMENT | | 22 | 6 | 21% | 28 |
| PORT ST LUCIE HOSPITAL | | 25 | 3 | 11% | 28 |
| MAYO CLINIC JACKSONVILLE | | 3 | 25 | 89% | 28 |
| GRAND VILLA OF BOYNTON BEACH | | 27 | 1 | 4% | 28 |
| LEE PHYSICIAN GROUP | | 25 | 3 | 11% | 28 |
| ORANGE PEDIATRICS | | | 28 | 100% | 28 |
| CHILDRENS MEDICAL CENTER | | | 28 | 100% | 28 |

COVID-19: testing by laboratory

Data through Apr 14, 2021 verified as of Apr 15, 2021 at 09:25 AM

Data in this report are provisional and subject to change.

The numbers in the table below represent the number of Florida and non-Florida residents for whom test results were received by the Department of Health. A person can be tested by more than one laboratory and can have both positive and negative results. **Therefore, the sum of the numbers in each column will be larger than the total number of people tested.**

| Reporting lab | Inconclusive | Negative | Positive | Percent positive | Total |
|---|--------------|----------|----------|------------------|-------|
| HOUSE CALLS PROFESSIONAL LLC | | 24 | 4 | 14% | 28 |
| SOUTHEAST GEORGIA HEALTH SYSTEM, INC | | 24 | 4 | 14% | 28 |
| Cleveland Clinic Laboratories | | 4 | 24 | 86% | 28 |
| CANCER RESEARCH LAB, BOB JONES UNIVERSITY | | 26 | 2 | 7% | 28 |
| FAMILY CARE PARTNERS | | 18 | 10 | 36% | 28 |
| ASTORIA HEALTH AND REHABILITATION CENTER | | 27 | 1 | 4% | 28 |
| Grand Villa of Dunedin | | 22 | 6 | 21% | 28 |
| WEST BROWARD CARE CENTER | | 24 | 4 | 14% | 28 |
| LAKE PLACID HEALTH AND REHABILITATION | | 1 | 27 | 96% | 28 |
| ACTIVE SENIOR LIVING | | 26 | 2 | 7% | 28 |
| ECC PEDIATRICS | | 28 | | | 28 |
| URGENT CARE CENTER | | | 28 | 100% | 28 |
| CARLOS F FUSTER MD PA | | 26 | 2 | 7% | 28 |
| MARION PEDIATRICS PA | | 21 | 7 | 25% | 28 |
| MONTEFIORE NEW ROCHELLE HOSPITAL | | 24 | 3 | 11% | 27 |
| TALLAHASSEE DEVELOPMENTAL CENTER☐ | | 26 | 1 | 4% | 27 |
| ADVENT HEALTH MEDICAL GROUP- FAMILY MEDICINE AT DR. PHILIPS | | 22 | 5 | 19% | 27 |
| ST VINCENTS AMBULATORY CARE INC DBA | | 24 | 3 | 11% | 27 |
| PBSO WEST PALM FAMILY PRACTICE | | 1 | 26 | 96% | 27 |
| THE COMMONWEALTH OF MASSACHUSETTS | | 1 | 26 | 96% | 27 |
| EMORY BENNETT VETERANS NURSING HOME | 1 | 26 | | | 27 |
| MINUTECLINIC DIAGNOSTIC OF TEXAS | | 23 | 4 | 15% | 27 |
| ROSLYN URGENT CARE | | 27 | | | 27 |
| SPANISH RIVER HIGH SCHOOL ESE | | 23 | 4 | 15% | 27 |
| LOOP PEDIATRICS | | 22 | 5 | 19% | 27 |
| SUNCOAST LABS | | | 27 | 100% | 27 |
| HEALTHPARK MEDICAL CENTER ABG LAB | | 26 | 1 | 4% | 27 |
| NORTHWESTERN UNIVERSITY CORP | | 26 | 1 | 4% | 27 |
| VOLUSIA COUNTY BRANCH JAIL | | 1 | 26 | 96% | 27 |
| A LILIKO'I PHARMACY LLC | | 24 | 3 | 11% | 27 |
| ACCESS HEALTH CARE PHYSICIANS LLC | | 10 | 17 | 63% | 27 |
| GOOD SAMARITAN HOSPITAL LABORATORY | | 24 | 3 | 11% | 27 |
| VICK STREET MANOR | | 27 | | | 27 |
| MED LABS DIAGNOSTICS | | 10 | 17 | 63% | 27 |
| EXPRESS CARE OF BELLEVIEW | | 27 | | | 27 |
| RAINBOW PEDIATRICS | | 1 | 26 | 96% | 27 |
| PARK WEST MEDICAL CENTER | | 26 | 1 | 4% | 27 |
| VASSAR BROTHERS MEDICAL CENTER LABORATORY | | 25 | 2 | 7% | 27 |
| BROOKDALE SOUTHPPOINT | | | 27 | 100% | 27 |
| GERALD J KIVETT MD | | 24 | 3 | 11% | 27 |
| GASTROENTEROLOGY ASSOCIATES OF PENSACOLA PA | | 23 | 4 | 15% | 27 |
| LEXINGTON PLACE SENIOR LIVING COMMUNITY | | 27 | | | 27 |
| EPIC REFERENCE LABS INC | | | 27 | 100% | 27 |
| URGENT FAMILY CARE INC | | 24 | 3 | 11% | 27 |
| TREASURE ISLE LLC | | 27 | | | 27 |
| BROWARD HEALTH IMPERIAL POINT NURSING | | | 27 | 100% | 27 |
| ATRIA LADY LAKE | | 27 | | | 27 |

COVID-19: testing by laboratory

Data through Apr 14, 2021 verified as of Apr 15, 2021 at 09:25 AM

Data in this report are provisional and subject to change.

The numbers in the table below represent the number of Florida and non-Florida residents for whom test results were received by the Department of Health. A person can be tested by more than one laboratory and can have both positive and negative results. **Therefore, the sum of the numbers in each column will be larger than the total number of people tested.**

| Reporting lab | Inconclusive | Negative | Positive | Percent positive | Total |
|--|--------------|----------|----------|------------------|-------|
| ENGLEWOOD HOSPITAL AND MEDICAL CENTER | | 22 | 5 | 19% | 27 |
| BROOKDALE UNIVERSITY HOSPITAL | | 25 | 2 | 7% | 27 |
| KIVA AT CANTERBURY, LLC | | 27 | | | 27 |
| Summit Medical Group Westfield Lab | | 24 | 3 | 11% | 27 |
| PHYSICIANS CARE | | 23 | 4 | 15% | 27 |
| MD BEAUTY LABS, PA | | 24 | 2 | 8% | 26 |
| SHORE MEMORIAL HOSPITAL | | 23 | 3 | 12% | 26 |
| OPTIMAL CARE PEDIATRICS | | 7 | 19 | 73% | 26 |
| DARDEN WELLNESS CENTER | | 23 | 3 | 12% | 26 |
| MONCRIEF ARMY HEALTH CLINIC | | | 26 | 100% | 26 |
| ARCPOINT LABS OF FORT LAUDERDALE | | 25 | 1 | 4% | 26 |
| PALM BEACH COUNTY FIRE RESCUE | | 24 | 2 | 8% | 26 |
| 1 TOUCH TOTALCARE SOLUTIONS | | 23 | 3 | 12% | 26 |
| LOT HEALTH SERVICES☐ | 1 | 25 | | | 26 |
| CVA MINUTE CLINIC DIAGNOSTIC OF VIRGINIA, LLC | | 25 | 1 | 4% | 26 |
| CARENOW - DOWNTOWN NORTH GULCH | | 24 | 2 | 8% | 26 |
| Clearwater Center | | 12 | 14 | 54% | 26 |
| RAYMOND BASRI MD | | 24 | 2 | 8% | 26 |
| EXPRESS FAMILY CARE LLC | | 11 | 15 | 58% | 26 |
| THE MINIER URGENT CARE | | 20 | 6 | 23% | 26 |
| CARE CENTERS OF NASSAU LLC MINER ROAD NORTH | | 26 | | | 26 |
| MINIMALLY INVASIVE VASCULAR INC | | 24 | 2 | 8% | 26 |
| OAKTREE HEALTHCARE | | | 26 | 100% | 26 |
| MAGNOLIA PEDIATRICS | | 4 | 22 | 85% | 26 |
| WAKULLA COUNTY HEALTH DEPARTMENT | | 12 | 14 | 54% | 26 |
| TREEHOUSE PEDIATRICS & FAMILY CARE | | 26 | | | 26 |
| ADVENT HEALTH PARTIN SETTLEMENT HEALTH PARK | | 18 | 8 | 31% | 26 |
| SUMMIT MEDICAL GROUP - 75 E NORTHFIELD | | 22 | 4 | 15% | 26 |
| LAKES DIALYSIS CENTER INC | | | 26 | 100% | 26 |
| MINUTECLINIC DIAGNOSTIC OF TN, PC 374 | | 22 | 4 | 15% | 26 |
| ADVENT HEALTH MEDICAL GROUP FAMILY AND INTERNAL MEDICINE AT AVALON PAR | | 23 | 3 | 12% | 26 |
| DELRAY BEACH FACIAL PLASTIC SURGERY | | 26 | | | 26 |
| HUNT CLUB PEDIATRIC ASSOCIATES LLC | | 21 | 5 | 19% | 26 |
| BIG BEND HOSPICE INC | | 26 | | | 26 |
| MINUTECLINIC DIAGNOSTIC OF TN PC #6435 | | 23 | 3 | 12% | 26 |
| ENCOMPASS HEALTH REHABILITATION HOSPITAL OF OCALA | | 25 | 1 | 4% | 26 |
| CANTON-POTSDAM HOSPITAL LABORATORY | | 25 | 1 | 4% | 26 |
| RJ LEE GROUP | 1 | 23 | 2 | 8% | 26 |
| PULMONARY SPECIALISTS OF THE PALM BEACHES | | 16 | 10 | 38% | 26 |
| VIRTUA | | 22 | 4 | 15% | 26 |
| EAST HILL MEDICAL GROUP | | 17 | 9 | 35% | 26 |
| TIFFANY LAKE CARE CENTERS INC | | 26 | | | 26 |
| ABL MEDICAL CARE LLC | | | 26 | 100% | 26 |
| SUMMERGATE PHARMACY | | 24 | 2 | 8% | 26 |
| WESTPAC LABS | | 1 | 24 | 96% | 25 |
| LPG PRIMARY CARE AT BONITA BAY LIFESTYLE CENTER | | 23 | 2 | 8% | 25 |
| PIERCE INSTRUMENTS INC | | 24 | 1 | 4% | 25 |

COVID-19: testing by laboratory

Data through Apr 14, 2021 verified as of Apr 15, 2021 at 09:25 AM

Data in this report are provisional and subject to change.

The numbers in the table below represent the number of Florida and non-Florida residents for whom test results were received by the Department of Health. A person can be tested by more than one laboratory and can have both positive and negative results. **Therefore, the sum of the numbers in each column will be larger than the total number of people tested.**

| Reporting lab | Inconclusive | Negative | Positive | Percent positive | Total |
|---|--------------|----------|----------|------------------|-------|
| TOTAL ACCESS URGENT CARE | | 1 | 24 | 96% | 25 |
| ADVENT HEALTH EXPRESS | | 9 | 16 | 64% | 25 |
| CENTRAL FLORIDA PEDIATRIC URGENT CARE LLC | | 21 | 4 | 16% | 25 |
| COASTAL SKIN SURGERY AND DERMATOLOGY | | 18 | 7 | 28% | 25 |
| THE WATERMARK AT VISTAWILLA | | 25 | | | 25 |
| GREEN GABLES ASSISTED LIVING FACILITY | | 25 | | | 25 |
| SPRINGWOOD COURT | | 20 | 5 | 20% | 25 |
| ENCOMPASS HOME HEALTH OF THE SOUTHEAST LLC | | 23 | 2 | 8% | 25 |
| SOUTH FLORIDA DIALYSIS CENTER | | 8 | 17 | 68% | 25 |
| ENCOMPASS HEALTH REHABILITATION HOSPITAL OF MIAMI | | 24 | 1 | 4% | 25 |
| ST. CLOUD HOSPITAL | | 20 | 5 | 20% | 25 |
| SUNQUEST | | 3 | 22 | 88% | 25 |
| HALIFAX HEALTH URGENT CARE | | 4 | 21 | 84% | 25 |
| MINUTECLINIC DIAGNOSTIC OF TN PC #378 | | 22 | 3 | 12% | 25 |
| MADWAR | | 19 | 6 | 24% | 25 |
| LEE COMMUNITY HEALTHCARE INC CAPE CORAL | | 25 | | | 25 |
| PHYSICIANS STAT | | 3 | 22 | 88% | 25 |
| WELLMED AT PLANT CITY | | 11 | 14 | 56% | 25 |
| FORT SANDERS REGIONAL LABORATORY | | 25 | | | 25 |
| PALMETTO PEDIATRICS | | | 25 | 100% | 25 |
| SANFORD PEDIATRIC ASSOCIATES, PA | | 23 | 2 | 8% | 25 |
| TREASURE COAST URGENT CARE | | | 25 | 100% | 25 |
| NEW YORK METHODIST HOSPITAL | | 21 | 4 | 16% | 25 |
| MINUTECLINIC, LLC, DBA MINUTECLINIC #2544 | | 24 | 1 | 4% | 25 |
| COASTAL COMPLETE CARE | | 11 | 14 | 56% | 25 |
| COMMUNITY HEALTH OF SOUTH FLORIDA | | | 25 | 100% | 25 |
| ASURANCE SCIENTIFIC LABORATORIES | | 24 | 1 | 4% | 25 |
| FEDERAL PRISON CAMP PENSACOLA | | | 25 | 100% | 25 |
| ADVENT HEALTH - LAKE MARY PEDIATRICS | | 16 | 9 | 36% | 25 |
| MINUTECLINIC DIAGNOSTIC OF PENNSYLVANI | | 24 | 1 | 4% | 25 |
| LPG PRIMARY CARE AT CAPE CORAL PARKWAY | | 21 | 4 | 16% | 25 |
| MEDEXPRESS URGENT CARE - BLOOMINGTON | | 22 | 3 | 12% | 25 |
| MED PLUS FLORENCE | | 20 | 4 | 17% | 24 |
| PACIFICA SENIOR LIVING FORT MYERS | | 15 | 9 | 38% | 24 |
| TARPON BAYOU CENTER | | | 24 | 100% | 24 |
| CVS NC7047POCT DURHAM | | 24 | | | 24 |
| PHYSICIANS PRIMARY CARE OF SW FLORIDA PL | | 24 | | | 24 |
| THE CHAPPEL GROUP RESEARCH | | 24 | | | 24 |
| SENIOR LIVING IV SUN CITY LLC | | 17 | 7 | 29% | 24 |
| VILLAGES REHABILITATION AND NURSING CENTER | | 24 | | | 24 |
| PRIME CARE ONE LLC/HARBORCHASE OF VENICE | | | 24 | 100% | 24 |
| WESTMINSTER WOODS ON JULINGTON CREEK | | 22 | 2 | 8% | 24 |
| EDWARD S BENNETT MD PLLC | | 24 | | | 24 |
| SARASOTA MEMORIAL NURSING & REHABILITATION CTR | | 24 | | | 24 |
| HEALTH MED CENTERS | | 24 | | | 24 |
| WELLNOW URGENT CARE | | 23 | 1 | 4% | 24 |
| URGENT CARE USA | | | 24 | 100% | 24 |

COVID-19: testing by laboratory

Data through Apr 14, 2021 verified as of Apr 15, 2021 at 09:25 AM

Data in this report are provisional and subject to change.

The numbers in the table below represent the number of Florida and non-Florida residents for whom test results were received by the Department of Health. A person can be tested by more than one laboratory and can have both positive and negative results. **Therefore, the sum of the numbers in each column will be larger than the total number of people tested.**

| Reporting lab | Inconclusive | Negative | Positive | Percent positive | Total |
|--|--------------|----------|----------|------------------|-------|
| CL BRUMBACK PRIMARY CARE CLINIC LANTANA | | 2 | 22 | 92% | 24 |
| STATE LAB | | 2 | 22 | 92% | 24 |
| FINLAY C. LABORATORY | | 4 | 20 | 83% | 24 |
| LABORATORY DYNAMICS | | 20 | 4 | 17% | 24 |
| JESSIE TRICE COMMUNITY HEALTH SYSTEM, INC | | 8 | 16 | 67% | 24 |
| UTAH DEPARTMENT OF HEALTH | | | 24 | 100% | 24 |
| FLORIDA MEDICAL CLINIC - NEW TAMPA | | 19 | 5 | 21% | 24 |
| ROWLETT MIDDLE ACADEMY | | 22 | 2 | 8% | 24 |
| JUST FOR KIDS PEDIATRICS | | 5 | 19 | 79% | 24 |
| SENIOR HEALTH OF WINTER PARK DUNDEE | | 24 | | | 24 |
| NEWYORK-PRESBYTERIAN/ LAWRENCE HOSPITAL LABORATORY | | 22 | 2 | 8% | 24 |
| COURTYARDS OF ORLANDO | | 24 | | | 24 |
| MADISON COUNTY MEMORIAL HOSP | | 12 | 12 | 50% | 24 |
| INNOVATIVE RESEARCH OF WEST FLORIDA | | 21 | 3 | 13% | 24 |
| VENICE REGIONAL BAYFRONT HEALTH | | | 24 | 100% | 24 |
| HOWARD BEACH URGENT CARE | | 22 | 2 | 8% | 24 |
| CVS NC3516POCT WINSTON SALEM | | 22 | 2 | 8% | 24 |
| CSH LAKE ORIENTA LP | | 24 | | | 24 |
| CENTERPLACE HEALTH | | 3 | 21 | 88% | 24 |
| RAINBOW PEDIATRIC CENTER | | 2 | 22 | 92% | 24 |
| HENNEPIN COUNTY MEDICAL CENTER (HCMC) | | 13 | 11 | 46% | 24 |
| SOMA MEDICAL CENTER # 4 | | 2 | 22 | 92% | 24 |
| UAH STUDENT HEALTH CENTER | | 17 | 7 | 29% | 24 |
| PASSPORT HEALTH OF TAMPA BAY | | 21 | 3 | 13% | 24 |
| NOVANT HEALTH | | 18 | 6 | 25% | 24 |
| South Heritage Health and Rehab | | 24 | | | 24 |
| UNIV OF NORTH ALABAMA HEALTH CENTER | | 22 | 2 | 8% | 24 |
| ST VINCENT'S EAST | | 22 | 2 | 8% | 24 |
| TIMBERLANE LODGE ALF | 1 | 16 | 7 | 29% | 24 |
| HERITAGE OAKS ASSISTED LIVING & MEMORY CARE | | 20 | 4 | 17% | 24 |
| AVENTIS BIO-SERVICES CTL | | 24 | | | 24 |
| ATRIA AT ST JOSEPHS | | 24 | | | 24 |
| JUPITER MEDICAL CENTER | | | 24 | 100% | 24 |
| PALMS MEDICAL GROUP - LAKE CITY WEST | | 3 | 21 | 88% | 24 |
| MID FLORIDA PATHOLOGY LLC | | 23 | 1 | 4% | 24 |
| ALAN SERURE MD | | 24 | | | 24 |
| ADEPT INPATIENT MEDICAL SERVICES PC | | 24 | | | 24 |
| CARESPOT | | 2 | 21 | 91% | 23 |
| NORTHWEST FLORIDA COMMUNITY HOSPITAL 3RD FLOOR | | 21 | 2 | 9% | 23 |
| ISLAND COAST PEDIATRICS PA | | 22 | 1 | 4% | 23 |
| BOZEMAN HEALTH DEACONESS HOSPITAL | | 18 | 5 | 22% | 23 |
| FLORENCE J HUNT STUDENT WELLNESS CENTER - HEALTH SERVICES (ABBOTT) | | 23 | | | 23 |
| ROSS MEDICAL GROUP | | | 23 | 100% | 23 |
| PEDIATRICS IN BREVARD-COCOA BEACH | | 18 | 5 | 22% | 23 |
| ADVANCED URGENT CARE CENTER | | 7 | 16 | 70% | 23 |
| ADIRONDACK MEDICAL CENTER | | 23 | | | 23 |
| SOUTH NASSAU COMMUNITIES HOSPITAL | | 19 | 4 | 17% | 23 |

COVID-19: testing by laboratory

Data through Apr 14, 2021 verified as of Apr 15, 2021 at 09:25 AM

Data in this report are provisional and subject to change.

The numbers in the table below represent the number of Florida and non-Florida residents for whom test results were received by the Department of Health. A person can be tested by more than one laboratory and can have both positive and negative results. **Therefore, the sum of the numbers in each column will be larger than the total number of people tested.**

| Reporting lab | Inconclusive | Negative | Positive | Percent positive | Total |
|---|--------------|----------|----------|------------------|-------|
| MEDPEDS ASSOCIATES OF SARASOTA PA | | 20 | 3 | 13% | 23 |
| OMEGA LABORATORIES | | 19 | 4 | 17% | 23 |
| UF HEALTH NORTH JACKSONVILLE | | | 23 | 100% | 23 |
| WUESTHOFF MEDICAL CENTER-MELBOURNE | | | 23 | 100% | 23 |
| LAKEVIEW HEALTH CARE SYSTEMS | | 9 | 14 | 61% | 23 |
| NEW JERSEY | | 22 | 1 | 4% | 23 |
| BAYFRONT FAMILY HEALTH CENTER | | 3 | 20 | 87% | 23 |
| CITY OF NAPLES FIRE RESCUE | | 19 | 4 | 17% | 23 |
| NOBLE SENIOR LIVING | | 3 | 20 | 87% | 23 |
| MINUTE CLINIC DIAGNOSTIC OF TEXAS, LLC | | 20 | 3 | 13% | 23 |
| CORE LABORATORY | | 1 | 22 | 96% | 23 |
| EGL GENETIC DIAGNOSTICS | | 1 | 22 | 96% | 23 |
| GRAND VILLA OF DELRAY EAST | | 23 | | | 23 |
| SONATA BOYNTON BEACH | | 21 | 2 | 9% | 23 |
| PRIMECARE AT PORT ORANGE | | 4 | 19 | 83% | 23 |
| WOODHOUSE INC | | 17 | 6 | 26% | 23 |
| ST ELIZABETH MEDICAL CENTER LABORATORY | | 20 | 3 | 13% | 23 |
| LEE COMMUNITY HEALTHCARE INC NORTH FORT MYERS | | 23 | | | 23 |
| CHARLOTTE CHD PORT CHARLOTTE | | 19 | 4 | 17% | 23 |
| GILCHRIST COUNTY JAIL | | 21 | 2 | 9% | 23 |
| UNIVERSITY HILLS HEALTH AND REHABILITATION CENTER | | 18 | 5 | 22% | 23 |
| MORRIS PARK URGENT CARE | | 19 | 3 | 14% | 22 |
| WELLMED AT LAKE COPELAND | | 16 | 6 | 27% | 22 |
| PRIMARY CARE SPECIALISTS OF ORLANDO LLC | | 17 | 5 | 23% | 22 |
| FAMILY AND AFTER HOURS CARE | | 22 | | | 22 |
| GLEN COVE HOSPITAL | | 22 | | | 22 |
| PULSE MEDICAL GROUP INC | | | 22 | 100% | 22 |
| Wesley Place on Honeysuckle | | 20 | 2 | 9% | 22 |
| BASSETTI & ASSOCIATES, MD, PA | | | 22 | 100% | 22 |
| ESOTERIX GENETIC LABORATORIES | | 17 | 5 | 23% | 22 |
| FLORIDA HOSPITAL LABS | | 12 | 10 | 45% | 22 |
| MEDI STATION | | | 22 | 100% | 22 |
| OLIVE BRANCH HEALTH AND REHABILITATION CENTER | | | 22 | 100% | 22 |
| MORNINGSIDE MANOR & VILLA ADULT CARE C | | 22 | | | 22 |
| MINUTECLINIC DIAGNOSTIC OF NORTH | | 19 | 3 | 14% | 22 |
| HARBOUR ISLAND PEDIATRICS | | 13 | 9 | 41% | 22 |
| ST VINCENT'S URGENT CARE | | 19 | 3 | 14% | 22 |
| KELLY'S ASSISTED LIVING FACILITY | | 22 | | | 22 |
| CVS NC7588POCT ASHEVILLE | | 19 | 3 | 14% | 22 |
| REGENEXX TAMPA BAY | | 19 | 3 | 14% | 22 |
| ADVANCED HEALTHCARE ASSOCIATES | | 20 | 2 | 9% | 22 |
| MOBILE DIVISION LABORATORY | | 7 | 15 | 68% | 22 |
| DIACARTA INC. | | 22 | | | 22 |
| JACK BANDEL MD PA | | 22 | | | 22 |
| ELAN SPANISH SPRINGS | | 4 | 18 | 82% | 22 |
| FORT PIERCE FAMILY CARE INC | | 16 | 6 | 27% | 22 |
| SOLE HEALTH LLC | | 22 | | | 22 |

COVID-19: testing by laboratory

Data through Apr 14, 2021 verified as of Apr 15, 2021 at 09:25 AM

Data in this report are provisional and subject to change.

The numbers in the table below represent the number of Florida and non-Florida residents for whom test results were received by the Department of Health. A person can be tested by more than one laboratory and can have both positive and negative results. **Therefore, the sum of the numbers in each column will be larger than the total number of people tested.**

| Reporting lab | Inconclusive | Negative | Positive | Percent positive | Total |
|---|--------------|----------|----------|------------------|-------|
| EBEIDS MD PEDIATRICS | | 19 | 3 | 14% | 22 |
| FLUSHING HOSPITAL MEDICAL CENTER | | 18 | 4 | 18% | 22 |
| NEW YORK PRESBYTERIAN - ALLEN HOSPITAL | | 22 | | | 22 |
| MARQUES PEDIATRICS | | | 22 | 100% | 22 |
| ERIC C MARSHAL MD, PC DBA MINUTECLINIC | | 21 | 1 | 5% | 22 |
| FLORIDA PEDIATRICS | | 6 | 16 | 73% | 22 |
| BETHESDA HEALTH PHYSICIAN GROUP INC | | | 22 | 100% | 22 |
| HENDRY REGIONAL CORPORATE HEALTH | | | 22 | 100% | 22 |
| DALE MEDICAL CENTER | | 17 | 5 | 23% | 22 |
| OCEANSIDE URGENT CARE | | 22 | | | 22 |
| DOCTORS MEDICAL CENTER OF WALTON COUNTY CLINIC | | | 22 | 100% | 22 |
| MARATHON HEALTH FOR LIFE | | 19 | 3 | 14% | 22 |
| GRAND VILLA OF MELBOURNE | | 20 | 2 | 9% | 22 |
| SEAGRASS VILLAGE | | | 22 | 100% | 22 |
| MINUTECLINIC DIAGNOSTIC OF TN PC #320 | | 14 | 8 | 36% | 22 |
| LIFELINK TISSUE BANK D/B/A LIFELINK TISSUE BANK | | 18 | 4 | 18% | 22 |
| STEWART MEDICAL GROUP INC | | | 22 | 100% | 22 |
| TEN HEALTHCARE | | 6 | 16 | 73% | 22 |
| UNDERGROUND FREE CLINIC | | 22 | | | 22 |
| MINUTECLINIC DIAGNOSTIC OF ILLINOIS L | | 17 | 5 | 23% | 22 |
| APOLLO SURGERY CENTER | | 20 | 2 | 9% | 22 |
| ORANGE REGIONAL MEDICAL CENTER LABORATORY | | 17 | 5 | 23% | 22 |
| OHIO CVS STORES, LLC DBA | | 19 | 3 | 14% | 22 |
| ROCKLEDEGE REGIONAL MEDICAL CENTER | | 17 | 5 | 23% | 22 |
| PEDIATRIC ASSOCIATES PA | | 17 | 4 | 19% | 21 |
| MINUTECLINIC DIAGNOSTIC OF NORTH CAROLINA PC | | 18 | 3 | 14% | 21 |
| TREEHOUSE PEDIATRICS | | 19 | 2 | 10% | 21 |
| GEORGIA HEART CENTER (MSC 53), NAVICEN | | 19 | 2 | 10% | 21 |
| ST JUDE CHILDRENS RESEARCH HOSPITAL | | 21 | | | 21 |
| HOPE HEALTHCARE | | 21 | | | 21 |
| PRIMECARE OF DOTHAN-DALEVILLE CLINIC | | 16 | 5 | 24% | 21 |
| UPMC CHAUTAUQUA AT WCA LABORATORY | | 20 | 1 | 5% | 21 |
| West Gate Village, LLC | | 21 | | | 21 |
| ESTATES MEDICAL CENTER | | 12 | 9 | 43% | 21 |
| MINUTECLINIC DIAGNOSTIC PA | | 19 | 2 | 10% | 21 |
| CARENOW URGENT CARE-BRENTWOOD | | 15 | 6 | 29% | 21 |
| VENICE URGENT CARE - GULF COAST | | | 21 | 100% | 21 |
| JEFFERSON K-12, A SOMERSET SCHOOL- CLINIC | | 17 | 4 | 19% | 21 |
| Z UROLOGY | | 21 | | | 21 |
| LAKE HOWARD HEIGHTS | 1 | 18 | 2 | 10% | 21 |
| COASTAL FAMILY PRACTICE | | 13 | 8 | 38% | 21 |
| ARDEN COURTS OF WINTER SPRINGS | | 18 | 3 | 14% | 21 |
| USCG AIR STATION CLEARWATER CLINIC | | 20 | 1 | 5% | 21 |
| MINUTECLINIC DIAGNOSTIC OF TN PC #6363 | | 18 | 3 | 14% | 21 |
| COLUMBIA MEMORIAL HOSPITAL | | 21 | | | 21 |
| Citymd Of Lacey | | 18 | 3 | 14% | 21 |
| CITY OF CLEARWATER EMPLOYEE HEALTH CENTER | | 10 | 11 | 52% | 21 |

COVID-19: testing by laboratory

Data through Apr 14, 2021 verified as of Apr 15, 2021 at 09:25 AM

Data in this report are provisional and subject to change.

The numbers in the table below represent the number of Florida and non-Florida residents for whom test results were received by the Department of Health. A person can be tested by more than one laboratory and can have both positive and negative results. **Therefore, the sum of the numbers in each column will be larger than the total number of people tested.**

| Reporting lab | Inconclusive | Negative | Positive | Percent positive | Total |
|---|--------------|----------|----------|------------------|-------|
| TENNESSEE DEPARTMENT OF HEALTH | | 15 | 6 | 29% | 21 |
| GUARDANT HEALTH | | 15 | 6 | 29% | 21 |
| PALM BAY FAMILY PRACTICE | | 4 | 17 | 81% | 21 |
| DSI MANAGEMENT LLC | | 21 | | | 21 |
| CONNECTDX | | 6 | 15 | 71% | 21 |
| SOUTH CAROLINA DEPARTMENT OF HEALTH | | | 21 | 100% | 21 |
| CLINICAL PATHOLOGY LABORATORIES SOUTHEAST | | | 21 | 100% | 21 |
| POINT OF CARE CLINICS PRIMARY CARE | | 20 | 1 | 5% | 21 |
| ROCKLEDGE FAMILY HEALTH | | | 21 | 100% | 21 |
| MINUTECLINIC DIAGNOSTICS MEDICAL GROUP | | 20 | 1 | 5% | 21 |
| CVS MINUTE CLINIC DIAGNOSTIC OF TEXAS LLC | | 17 | 4 | 19% | 21 |
| INTERNATIONAL MEDICAL LABORATORY INC | | 21 | | | 21 |
| WALGREENS #04618 | | 18 | 3 | 14% | 21 |
| MCWHORTER SCHOOL OF PHARMACY | | 20 | | | 20 |
| BEST MEDICAL CENTER | | 11 | 9 | 45% | 20 |
| ADVENT HEALTH - KISSIMMEE | | 6 | 14 | 70% | 20 |
| Sovereign Laboratory Services, LLC | | 17 | 3 | 15% | 20 |
| GRAND AVE PHARMACY | | 1 | 19 | 95% | 20 |
| ODYSSEY HEALTHCARE OF MARION COUNTY, LLC | | 19 | 1 | 5% | 20 |
| PALM BEACH GARDENS MEDICAL CENTER | | | 20 | 100% | 20 |
| VIERA FAMILY MEDICINE AND WELLNESS | | 16 | 4 | 20% | 20 |
| MIAMI BEACH MEDICAL GROUP | | | 20 | 100% | 20 |
| MINUTECLINIC MINUTECLINIC #8746 | | 19 | 1 | 5% | 20 |
| HEALTHY MINORS, LLC. | | 20 | | | 20 |
| RHODE ISLAND DEPARTMENT OF HEALTH | | | 20 | 100% | 20 |
| WINSHIPS PHARMACY INC | | 20 | | | 20 |
| CVS HEALTH, #3396 | | 18 | 2 | 10% | 20 |
| BAPTIST PEDIATRICS | | 16 | 4 | 20% | 20 |
| BAYCARE MEDICAL GROUP INC | | | 20 | 100% | 20 |
| MEDICAL EXPRESS CORP | | 18 | 2 | 10% | 20 |
| ENCOMPASS HEALTH REHABILITATION | | 18 | 2 | 10% | 20 |
| WACO HHSSURGEWACO | 1 | 16 | 3 | 15% | 20 |
| PRIMARY CARE MEDICINE | 1 | 13 | 6 | 30% | 20 |
| MAITLAND PRIMARY CARE | | 9 | 11 | 55% | 20 |
| TGH URGENT CARE - WESLEY CHAPEL | | | 20 | 100% | 20 |
| BAYFRONT HMA CONVENIENT CARE, LLC | | 2 | 18 | 90% | 20 |
| NAVAL MEDICAL CENTER SAN DIEGO | | | 20 | 100% | 20 |
| GLEN OAKS URGENT CARE | | 18 | 2 | 10% | 20 |
| MINUTE-CLINIC DIAGNOSTIC OF VIRGINIA | | 17 | 3 | 15% | 20 |
| BAY PEDIATRICS PA | | 18 | 2 | 10% | 20 |
| PONCE PLAZA NURSING & REHAB CENTER | | 4 | 16 | 80% | 20 |
| BROOKDALE MANDARIN CENTRAL | | 7 | 13 | 65% | 20 |
| PROFESSIONAL PARK PEDIATRICS PA | | | 20 | 100% | 20 |
| TGH MEDICAL GROUP LABORATORY CARROLLWOOD | | | 20 | 100% | 20 |
| WESTPAC LABS INC | 1 | 8 | 11 | 55% | 20 |
| DIXIE COUNTY HEALTH DEPARTMENT | | 13 | 7 | 35% | 20 |
| PIEDMONT HOSPITAL CLINICAL LABORATORY | | 19 | 1 | 5% | 20 |

COVID-19: testing by laboratory

Data through Apr 14, 2021 verified as of Apr 15, 2021 at 09:25 AM

Data in this report are provisional and subject to change.

The numbers in the table below represent the number of Florida and non-Florida residents for whom test results were received by the Department of Health. A person can be tested by more than one laboratory and can have both positive and negative results. **Therefore, the sum of the numbers in each column will be larger than the total number of people tested.**

| Reporting lab | Inconclusive | Negative | Positive | Percent positive | Total |
|--|--------------|----------|----------|------------------|-------|
| CONSOLIDATED LAB SERVICES | | 10 | 10 | 50% | 20 |
| ENCORE AT BOCA RATON, THE | | | 20 | 100% | 20 |
| ANYTIME LAB, LLC | | 18 | 2 | 10% | 20 |
| STATEN ISLAND UNIVERSITY HOSPITAL | | 19 | 1 | 5% | 20 |
| HARLEM HOSPITAL CENTER | | 19 | 1 | 5% | 20 |
| REDITUS LABORATORIES | | | 20 | 100% | 20 |
| THE VILLAGES HEALTH | | 12 | 8 | 40% | 20 |
| DEPT OF VA MEDICAL CENTER - BAY PINES | | | 20 | 100% | 20 |
| CARESPOT OF NOCATEE | | 1 | 19 | 95% | 20 |
| CVS NV3210POCT LAS VEGAS | | 18 | 2 | 10% | 20 |
| WINTER PARK FAMILY PRACTICE LLC | | 17 | 3 | 15% | 20 |
| LPG PRIMARY CARE AT COLONIAL CENTER DRIVE | | 18 | 2 | 10% | 20 |
| LAKE WORTH MANOR | | 19 | 1 | 5% | 20 |
| GOOD SAMARITAN SOCIETY OF DAYTONA | | 16 | 4 | 20% | 20 |
| BAPTIST MEDICAL GRP URGENT CARE & OCC HEALTH AIRPO | | 20 | | | 20 |
| SHELBY BAPTIST MEDICAL CENTER | | 14 | 5 | 26% | 19 |
| HELIX DIAGNOSTICS | | | 19 | 100% | 19 |
| OHSU MOLECULAR MICROBIOLOGY LAB | | 18 | 1 | 5% | 19 |
| FLORIDA HOSPITAL WINTER GARDEN | | 15 | 4 | 21% | 19 |
| CAREHERE- LCS LEESBURG | | | 19 | 100% | 19 |
| VA MEDICAL CENTER | | | 19 | 100% | 19 |
| ROYAL PALM MEDICAL GROUP, INC | | 19 | | | 19 |
| DOC PAM PA | | 18 | 1 | 5% | 19 |
| MED HEALTH SERVICES | | 18 | 1 | 5% | 19 |
| EMORY CRAWFORD LONG HOSPITAL LABORATOR | | 17 | 2 | 11% | 19 |
| GRACE WELLNESS CENTER | | 8 | 11 | 58% | 19 |
| ELTINGVILLE CIRCLE URGENT CARE | | 18 | 1 | 5% | 19 |
| AUBURN COMMUNITY HOSPITAL | | 17 | 2 | 11% | 19 |
| OCEAN REEF MEDICAL CENTER, LLC | | | 19 | 100% | 19 |
| LOVING CARE OF THE TREASURE COAST LLC | 1 | 13 | 5 | 26% | 19 |
| EMERALD COAST HOSPICE - CRESTVIEW | | 19 | | | 19 |
| BAPTIST MEMORIAL HEALTH CARE | | 17 | 2 | 11% | 19 |
| INTEGRATED REGIONAL LABORATORIES - LARGO | | | 19 | 100% | 19 |
| FOX FAMILY PRACTICE | | 19 | | | 19 |
| CVS NC4165POCT BREVARD | | 12 | 7 | 37% | 19 |
| ANYLABTESTNOW | | 6 | 13 | 68% | 19 |
| ST. JUDES LABORATORIES | | 13 | 6 | 32% | 19 |
| COMMONWEALTH OF MASSACHUSETTS | | | 19 | 100% | 19 |
| STONE WASH CLINICAL LABORATORIES | | 2 | 17 | 89% | 19 |
| GRADY HEALTH SYSTEM | | 19 | | | 19 |
| SEVEN RIVERS REGIONAL MEDICAL CENTER | | 5 | 14 | 74% | 19 |
| ST CATHERINE OF SIENA HOSPITAL | | 17 | 2 | 11% | 19 |
| MINUTECLINIC DIAGNOSTIC OF MICHIGAN PC | | 18 | 1 | 5% | 19 |
| Floral Health and Rehabilitation, LLC | | 18 | 1 | 5% | 19 |
| FORT WALTON BEACH DEVELOPMENTAL CENTER | | 18 | 1 | 5% | 19 |
| BRIDGEWAY HEALTH CLINICS INC | | | 19 | 100% | 19 |
| NANO HEALTH ASSOCIATES LLC | | 19 | | | 19 |

COVID-19: testing by laboratory

Data through Apr 14, 2021 verified as of Apr 15, 2021 at 09:25 AM

Data in this report are provisional and subject to change.

The numbers in the table below represent the number of Florida and non-Florida residents for whom test results were received by the Department of Health. A person can be tested by more than one laboratory and can have both positive and negative results. **Therefore, the sum of the numbers in each column will be larger than the total number of people tested.**

| Reporting lab | Inconclusive | Negative | Positive | Percent positive | Total |
|---|--------------|----------|----------|------------------|-------|
| BAYVIEW MEDICAL | | 19 | | | 19 |
| FLORIDA COMMUNITY HEALTH CENTER OF ST. LUCIE | | 1 | 18 | 95% | 19 |
| COMMUNITY HOME HEALTH CARE | | 19 | | | 19 |
| BROWNE MEDICAL | | 17 | 2 | 11% | 19 |
| REGENCY SQUARE MALL - SEARS | | 3 | 16 | 84% | 19 |
| FIRST CHOICE PEDIATRICS WINTER SPRINGS | | 14 | 5 | 26% | 19 |
| LAB INTERMARKET FACILITY LAB | | 1 | 18 | 95% | 19 |
| CLERMONT ADVENTHEALTH CENTRA CARE | | 1 | 18 | 95% | 19 |
| MICHELLE S PAGE MD PA | | 18 | 1 | 5% | 19 |
| MD PLUS URGENT CARE, LLC | | | 19 | 100% | 19 |
| ADVENTIST HEALTH SYSTEM | | 16 | 3 | 16% | 19 |
| CARE POINT HEALTH & WELLNESS CENTER | | 19 | | | 19 |
| BARTON FAMILY PRACTICE | | 8 | 11 | 58% | 19 |
| TRINITY MEDICAL ASSOCIATES LLC | | | 19 | 100% | 19 |
| CORNER OAK ESTATE LLC | | 19 | | | 19 |
| ALL PEDIATRIC CARE | | | 19 | 100% | 19 |
| NO NAME | | 8 | 11 | 58% | 19 |
| CLEVELAND CLINIC FLORIDA | | 1 | 18 | 95% | 19 |
| TEXAS DEPARTMENT OF STATE HEALTH SERVICES | | 3 | 16 | 84% | 19 |
| 49D2045214PHYSICIAN OFFICE-WAIVER-MEDEXPRESS URGENT CARE - HARRISONBU | | 10 | 9 | 47% | 19 |
| PATIENTS CHOICE LAB OF IND, LLC | | 16 | 3 | 16% | 19 |
| FAMILY CARE CYPRESS CREEK | | 1 | 18 | 95% | 19 |
| URGENT TEAM | | 16 | 3 | 16% | 19 |
| GENTIVA HEALTH SERVICES | | 17 | 2 | 11% | 19 |
| MONROE COUNTY DETENTION CENTER | | | 19 | 100% | 19 |
| JACKSON NORTH MEDICAL CENTER | | 2 | 17 | 89% | 19 |
| MORTON PLANT NORTH BAY HOSPITAL | | | 19 | 100% | 19 |
| STAT MEDICAL CLINIC III INC | | 12 | 6 | 33% | 18 |
| MINUTECLINIC DIAGNOSTIC OF TEXAS LLC | | 16 | 2 | 11% | 18 |
| ASHRAF MEDICAL GROUP PLLC DBA PULSE M | | 17 | 1 | 6% | 18 |
| MEDEXPRESS URGENT CARE, MOON TOWNSHIP | | 17 | 1 | 6% | 18 |
| BRONSON FIRE DEPARTMENT | | 18 | | | 18 |
| XPRESS WELLNESS URGENT CARE | | | 18 | 100% | 18 |
| ADVENTHEALTH MEDICAL GROUP | | 12 | 6 | 33% | 18 |
| IONA COLLEGE HEALTH & WELLNESS CENTER | | 18 | | | 18 |
| MINUTECLINIC, LLC #4507 | | 16 | 2 | 11% | 18 |
| MEDEXPRESS URGENT CARE - TIMBERLAKE | | 16 | 2 | 11% | 18 |
| GENERAL INTERNAL MEDICINE MEDICAL CTR CLINIC | | 13 | 5 | 28% | 18 |
| TENDER CARE ALF | | 18 | | | 18 |
| MOORINGS PARK OAKSTONE AT GREY OAKS | | 17 | 1 | 6% | 18 |
| CITY OF LAKE MARY EMPLOYEE HEALTH CENTER | | 16 | 2 | 11% | 18 |
| GRACE COMMUNITY PHARMACY | | 2 | 16 | 89% | 18 |
| J AND J VISTAKON EMPLOYEE HEALTH CENTER | | 17 | 1 | 6% | 18 |
| UM MILLER SCHOOL OF MEDICINE | | | 18 | 100% | 18 |
| HARTFORD HOSPITAL ANCILLARY LAB | | 17 | 1 | 6% | 18 |
| ST ANTHONY'S HOSP PATIENT CARE SERVICE | | | 18 | 100% | 18 |
| COLLEGE POINT URGENT CARE | | 15 | 3 | 17% | 18 |

COVID-19: testing by laboratory

Data through Apr 14, 2021 verified as of Apr 15, 2021 at 09:25 AM

Data in this report are provisional and subject to change.

The numbers in the table below represent the number of Florida and non-Florida residents for whom test results were received by the Department of Health. A person can be tested by more than one laboratory and can have both positive and negative results. **Therefore, the sum of the numbers in each column will be larger than the total number of people tested.**

| Reporting lab | Inconclusive | Negative | Positive | Percent positive | Total |
|---|--------------|----------|----------|------------------|-------|
| MINUTECLINIC DIAGNOSTIC OF RHODE ISLAND, LLC #590 | | 17 | 1 | 6% | 18 |
| CITY OF SANFORD EMPLOYEE HEALTH AND | | 17 | 1 | 6% | 18 |
| ADVENTHEALTH MEDICAL GROUP PEDIATRICS AT | | 4 | 14 | 78% | 18 |
| BROOKDALE ST AUGUSTINE | | 1 | 17 | 94% | 18 |
| LPG PRIMARY CARE AT MATTHEW DRIVE | | 16 | 2 | 11% | 18 |
| ASCENSION ST VINCENT'S PRIMARY CARE | | 1 | 17 | 94% | 18 |
| PRATTVILLE BAPTIST HOSPITAL | | 14 | 4 | 22% | 18 |
| WALGREEN EASTERN CO, INC | | 18 | | | 18 |
| MAIMONIDES MEDICAL CENTER | | 15 | 3 | 17% | 18 |
| BAY COUNTY HEALTH DEPARTMENT | | 14 | 4 | 22% | 18 |
| INTEGRATED FAMILY MEDICAL CENTER | | | 18 | 100% | 18 |
| CRANES VIEW LODGE | | | 18 | 100% | 18 |
| CVS MINUTE CLINIC DIAGNOSTIC OF TN #6044 | | 16 | 2 | 11% | 18 |
| PEPIN ACADEMIES-PASCO | | 18 | | | 18 |
| MINUTECLINIC, LLC #1586 | | 13 | 5 | 28% | 18 |
| AURORA DIAGNOSTICS | | 6 | 12 | 67% | 18 |
| ADVENT HEALTH - WINTER HAVEN | | 8 | 10 | 56% | 18 |
| TPCA CLINICAL LABORATORIES | | 15 | 3 | 17% | 18 |
| OSCEOLA ALF OPERATOR, LLC DBA□ | | 18 | | | 18 |
| AURORA UNIVERSITY WELLNESS CENTER | | 18 | | | 18 |
| THE CANOPY AT HARPER LAKE | 1 | | 17 | 94% | 18 |
| CABOT RESERVE ON THE GREEN | | 18 | | | 18 |
| MINUTECLINIC DIAGNOSTIC OF TN PC #566 | | 14 | 4 | 22% | 18 |
| INTERMOUNTAIN CENTRAL LAB | | 1 | 17 | 94% | 18 |
| MARION COUNTY HEALTH DEPARTMENT | | 17 | 1 | 6% | 18 |
| URGENT CARE AT LONGWOOD | | | 18 | 100% | 18 |
| MADISON CORE LABORATORIES | | 17 | 1 | 6% | 18 |
| VALLEY IMMEDIATE CARE | | 16 | 2 | 11% | 18 |
| MINUTE CLINIC DIAGNOSTIC OF TN PC #64 | | 17 | 1 | 6% | 18 |
| FORT HAMILTON URGENT CARE | | 18 | | | 18 |
| CHIPOLA QUICK CARE | | 14 | 4 | 22% | 18 |
| MC DIAGNOSTIC OF CONNECTICUT, PC #775 | | 17 | 1 | 6% | 18 |
| SANTA ROSA COUNTY JAIL - WELLPATH | | | 18 | 100% | 18 |
| ROBERT WOOD JOHNSON UNIVERSITY HOSP | | 16 | 2 | 11% | 18 |
| PPD - IXLAYER | | 17 | 1 | 6% | 18 |
| 107TH PLACE GROUP HOME | | 18 | | | 18 |
| MINUTECLINIC #8699 | | 14 | 4 | 22% | 18 |
| MI CASA DORADA ASSISTED LIVING FACILIT | | 18 | | | 18 |
| CARE NOW, INC | | 13 | 4 | 24% | 17 |
| YUSRA MEDICAL ASSOCIATES PA | | 14 | 3 | 18% | 17 |
| CLEVELAND CLINIC | | | 17 | 100% | 17 |
| FRUITVILLE URGENT CARE | | | 17 | 100% | 17 |
| LYNN KEEFE, MD PEDIATRICS | | 14 | 3 | 18% | 17 |
| UNIVERSITY LAB | | | 17 | 100% | 17 |
| CVS MINUTE CLINIC DIAGNOSTIC OF WISCONSIN | | 17 | | | 17 |
| KIDSWOOD PEDIATRICS CORP | | 6 | 11 | 65% | 17 |
| LAKEWOOD RANCH MEDICAL CENTER CLINICAL LAB | | | 17 | 100% | 17 |

COVID-19: testing by laboratory

Data through Apr 14, 2021 verified as of Apr 15, 2021 at 09:25 AM

Data in this report are provisional and subject to change.

The numbers in the table below represent the number of Florida and non-Florida residents for whom test results were received by the Department of Health. A person can be tested by more than one laboratory and can have both positive and negative results. **Therefore, the sum of the numbers in each column will be larger than the total number of people tested.**

| Reporting lab | Inconclusive | Negative | Positive | Percent positive | Total |
|---|--------------|----------|----------|------------------|-------|
| UVMC MICROBIOLOGY | | 16 | 1 | 6% | 17 |
| RESOLVE MOLECULAR DIAGNOSTICS | | 13 | 4 | 24% | 17 |
| ESTATES MEDICAL CENTER INC | | 4 | 13 | 76% | 17 |
| WALGREENS_COCONUT CREEK | | 13 | 4 | 24% | 17 |
| MIRIMUS INC | | 1 | 16 | 94% | 17 |
| CARESPOT EXPRESS HEALTHCARE | | | 17 | 100% | 17 |
| URGENT CARE WEST CLINIC | | 14 | 3 | 18% | 17 |
| PRIMARY CARE WALK IN CLINIC PLLC | | | 17 | 100% | 17 |
| CALLAWAY CLINIC | | 12 | 5 | 29% | 17 |
| FAST PACE MEDICAL CLINIC PLLC | | 15 | 2 | 12% | 17 |
| URGENT CARE OF NEW YORK | | 16 | 1 | 6% | 17 |
| MC DIAGNOSTIC OF CONNECTICUT, PC #1960 | | 17 | | | 17 |
| MARCO DRUGS AND COMPOUNDING | | 13 | 4 | 24% | 17 |
| PARRISH HEALTH CENTER | | 14 | 3 | 18% | 17 |
| LAKELAND HILLS CENTER | | 10 | 7 | 41% | 17 |
| BLOUNT MEMORIAL HOSPITAL | | 14 | 3 | 18% | 17 |
| MINUTECLINIC, LLC, #4160 | | 13 | 4 | 24% | 17 |
| DIEGO FALLON MD PA | | 6 | 11 | 65% | 17 |
| GUIDEWELL EMERGENCY MEDICINE DOCTORS LLC #33 | | 10 | 7 | 41% | 17 |
| BAY BREEZE HEALTH AND REHABILITATION CENTER | | 9 | 8 | 47% | 17 |
| ST JOSEPH HOSPITAL | | 16 | 1 | 6% | 17 |
| BROOKDALE CROWN POINT | | | 17 | 100% | 17 |
| UC HEALTH UNIVERSITY HOSPITAL | | 14 | 3 | 18% | 17 |
| YORKVILLE PEDIATRIC URGENT CARE | | 17 | | | 17 |
| ALBIBI | | 1 | 16 | 94% | 17 |
| MASSACHUSETTS GENERAL HOSPITAL | | 1 | 16 | 94% | 17 |
| MEDEXPRESS URGENT CARE - SEMINOLE SQUAU | | 15 | 2 | 12% | 17 |
| GENETIC TECHNOLOGICAL INNOVATIONS | | | 17 | 100% | 17 |
| AVALON FAMILY RESORT ASSISTED LIVING LLC | | 17 | | | 17 |
| INN AT LAKE SEMINOLE SQUARE, THE | | 17 | | | 17 |
| MINUTE CLINIC | | 1 | 16 | 94% | 17 |
| ABC PEDIATRICS OF PORT ST LUCIE | | 15 | 2 | 12% | 17 |
| PREMIUM HEALTH CARE | | | 17 | 100% | 17 |
| WELLINGTON FAMILY PRACTICE | | 13 | 4 | 24% | 17 |
| COAST MED URGENT CARE | | 16 | 1 | 6% | 17 |
| HEALTHCARE NOW | | | 17 | 100% | 17 |
| UNIVERSITY OF ALABAMA - FUNGAL REFERENCE LABORATORY | | 12 | 5 | 29% | 17 |
| KIDS CARE PEDIATRICS PA | | | 17 | 100% | 17 |
| MEDEXPRESS URGENT CARE LEWISBURG | | 15 | 1 | 6% | 16 |
| CLINIC OF PEDIATRICS & GI MEDICINE INC | | 1 | 15 | 94% | 16 |
| INTERNAL MEDICINE ASSOCIATES & SPECIALTIES INC | | 15 | 1 | 6% | 16 |
| MINUTE CLINIC DIAGNOSTIC OF SOUTH CAROLINA | | 12 | 4 | 25% | 16 |
| BERGEN NEW BRIDGE M | | 14 | 2 | 13% | 16 |
| BONIFAY NURSING AND REHABILITATION CENTER | | | 16 | 100% | 16 |
| KIMBERLY J HENDERSON MD PC | | 15 | 1 | 6% | 16 |
| STARLING AT NOCATEE | | | 16 | 100% | 16 |
| COMMUNITY HEALTH OF SOUTH FLORIDA INC | | | 16 | 100% | 16 |

COVID-19: testing by laboratory

Data through Apr 14, 2021 verified as of Apr 15, 2021 at 09:25 AM

Data in this report are provisional and subject to change.

The numbers in the table below represent the number of Florida and non-Florida residents for whom test results were received by the Department of Health. A person can be tested by more than one laboratory and can have both positive and negative results. **Therefore, the sum of the numbers in each column will be larger than the total number of people tested.**

| Reporting lab | Inconclusive | Negative | Positive | Percent positive | Total |
|--|--------------|----------|----------|------------------|-------|
| WELLMED AT BRANDON REGIONAL | | 10 | 6 | 38% | 16 |
| JS HEALTHCARE INC | | 16 | | | 16 |
| JOSEPH MIGNOGNA | | 13 | 3 | 19% | 16 |
| MINNEOLA PLACE A HOMEBRIDGE COMMUNITY | | 16 | | | 16 |
| SEBRING PEDIATRICS LLC | | | 16 | 100% | 16 |
| DR PHILLIPS MEDICAL WELLNESS CENTER | | 13 | 3 | 19% | 16 |
| ORANGE PARK PEDIATRIC ASSOCIATES | | 5 | 11 | 69% | 16 |
| NOVANT HEALTH GOHEALTH URGENT CARE-HARRISBURG | | 8 | 8 | 50% | 16 |
| FLORIDA MEDICAL ASSOCIATES LLC | | 9 | 7 | 44% | 16 |
| PRO HEALTH FAMILY PHYSICIANS, NYSTROM | | 16 | | | 16 |
| EAR NOSE & THROAT ASSOCIATES OF MANATEE PA | | 16 | | | 16 |
| SUFFRIDGE DRIVE GROUP HOME | | 16 | | | 16 |
| GRAND VILLA OF SARASOTA | | 15 | 1 | 6% | 16 |
| DAVITA DIALYSIS | | 4 | 12 | 75% | 16 |
| ADVENT HEALTH - ZEPHYRHILLS | | | 16 | 100% | 16 |
| RICH STREET GROUP HOME | | 9 | 7 | 44% | 16 |
| MONTEFIORE ST LUKE'S CORNWALL HOSPITAL | | 12 | 4 | 25% | 16 |
| MINUTECLINIC, LLC, DBA MINUTECLINIC #6 | | 14 | 2 | 13% | 16 |
| GOOD SAMARITAN SOCIETY | | 16 | | | 16 |
| MEDEXPRESS URGENT CARE - ROBINSON TWP, STEUBENVILLE PIKE | | 14 | 2 | 13% | 16 |
| TMH FSU RAPID LABORATORY | | 2 | 14 | 88% | 16 |
| INDIANA STATE DEPARTMENT OF HEALTH | | 1 | 15 | 94% | 16 |
| URGENT CARE & FAMILY PRACTICE CENTER | | | 16 | 100% | 16 |
| CRUCIAL CARE | | 10 | 6 | 38% | 16 |
| LAKE BUTLER HOSPITAL | | 16 | | | 16 |
| SOMA MEDICAL CENTER PA | | | 16 | 100% | 16 |
| NORTHWEST FLORIDA SLEEP | | 1 | 15 | 94% | 16 |
| PANAMA CITY VITAS HOSPICE | | 16 | | | 16 |
| OKEECHOBEE HEALTHCARE FACILITY | | | 16 | 100% | 16 |
| CVS PHARMACY | | 1 | 15 | 94% | 16 |
| PRESBYTERIAN MEDICAL SERVICES | | 16 | | | 16 |
| TINA'S ASSISTED LIVING FACILITY CORP | | 16 | | | 16 |
| MILLENNIUM PHYSICIAN GRP LLC NAPLES PINE RIDGE | | | 16 | 100% | 16 |
| GAMMA DIAGNOSTIC LAB LLC | | | 16 | 100% | 16 |
| ST AUGUSTINE PLANTATION | | 1 | 15 | 94% | 16 |
| LAKEVIEW HEALTH SYSTEMS | | | 16 | 100% | 16 |
| Lab MSMC Hialeah | | | 16 | 100% | 16 |
| URGENT CARE CLINIC OF LINCOLN | | 14 | 2 | 13% | 16 |
| BVL PEDIATRICS | | 14 | 2 | 13% | 16 |
| KETAMINE HEALTH CENTERS AT BONITA SPRINGS, LLC | | 16 | | | 16 |
| SRMC AVALON | | 9 | 7 | 44% | 16 |
| HEALTH CENTRAL HOSPITAL | | | 16 | 100% | 16 |
| UNIVERSITY OF MIAMI MILLER SCHOOL | | | 16 | 100% | 16 |
| UNAVAILABLE/UNKNOWN/NO INFORMATION FOUND | | | 16 | 100% | 16 |
| ALL FLORIDA FAMILY & SPORTS MEDICINE | | 15 | 1 | 6% | 16 |
| HODGES CLUSTER | | 2 | 14 | 88% | 16 |
| XERA MED RESEARCH | | | 16 | 100% | 16 |

COVID-19: testing by laboratory

Data through Apr 14, 2021 verified as of Apr 15, 2021 at 09:25 AM

Data in this report are provisional and subject to change.

The numbers in the table below represent the number of Florida and non-Florida residents for whom test results were received by the Department of Health. A person can be tested by more than one laboratory and can have both positive and negative results. **Therefore, the sum of the numbers in each column will be larger than the total number of people tested.**

| Reporting lab | Inconclusive | Negative | Positive | Percent positive | Total |
|---|--------------|----------|----------|------------------|-------|
| MEDICINE AT LONGWOOD | | 16 | | | 16 |
| HAWTHORNE INN OF LAKE LAND | | 16 | | | 16 |
| FAST TRACK URGENT CARE CENTER - TYRONE | | | 16 | 100% | 16 |
| PROMEDICA LABORATORIES | | 11 | 5 | 31% | 16 |
| HUDSON VALLEY HOSPITAL CENTER LABORATORY | | 15 | 1 | 6% | 16 |
| AEGIS MEDICAL GROUP, LLC | | 16 | | | 16 |
| MORTON PLANT MEASE | | | 16 | 100% | 16 |
| NORTHWEST FLORIDA ENT, PA | | 5 | 11 | 69% | 16 |
| FAMILY CARE CENTER OF ARLINGTON | | 10 | 5 | 33% | 15 |
| MIAMI BEACH MEDICAL GROUP LLC | | | 15 | 100% | 15 |
| MEADOWCREST MOLECULAR DIAGNOSTICS, LLC | | | 15 | 100% | 15 |
| CUSTEAD CARE CENTER HAVEN HOSPICE | | 12 | 3 | 20% | 15 |
| MEDEXPRESS URGENT CARE - LAFAYETTE | | 14 | 1 | 7% | 15 |
| CVS NY491POCT JACKSON HEIGHTS | | 15 | | | 15 |
| CVS TX8321POCT MCKINNEY | | 15 | | | 15 |
| BAYA URGENT CARE LLC | | 1 | 14 | 93% | 15 |
| LONG ISLAND JEWISH VALLEY STREAM | | 14 | 1 | 7% | 15 |
| DELIVER MY MEDS CORP | | 15 | | | 15 |
| HEALTH MED HOME CARE, LLC | | 15 | | | 15 |
| GNT ASSOCIATES | | 14 | 1 | 7% | 15 |
| PROHEALTH CARE ASSOCIATES MOBILE | | 12 | 3 | 20% | 15 |
| SELECT PHYSICIANS ALLIANCE PL | | 15 | | | 15 |
| COMPREHENSIVE CHILDCARE ASSOCIATES | | 8 | 7 | 47% | 15 |
| DIATHERIX | | 13 | 2 | 13% | 15 |
| ORLANDO FAMILY PHYSICIANS INC | | 10 | 5 | 33% | 15 |
| MEDLAB ASSOCIATES LLC | | 15 | | | 15 |
| INFEXIONSHIELD INC. | | 15 | | | 15 |
| FLORIDA DEPARTMENT OF HEALTH IN HILLSBOROUGH COUNTY | | 1 | 14 | 93% | 15 |
| MINUTE CLINIC LLC #5733 | | 15 | | | 15 |
| OPTIONS FOR SENIORS INC DBA PALM KREST MANOR | | 12 | 3 | 20% | 15 |
| PATHLINE | | | 15 | 100% | 15 |
| HAVEN HOSPICE IN CHIEFLAND | | 9 | 6 | 40% | 15 |
| LILY'S PROMISE AL#12775 | | 15 | | | 15 |
| SINAI HOSPITAL OF BALTIMORE | | 15 | | | 15 |
| EASTLAKE PEDIATRICS - TRINITY | | 15 | | | 15 |
| BAPTIST MEDICAL CENTER EAST | | 11 | 4 | 27% | 15 |
| ORLANDO HEALTH | | 2 | 13 | 87% | 15 |
| MINUTECLINIC DIAGNOSTIC OF SC, LLC #2 | | 13 | 2 | 13% | 15 |
| MEDEXPRESS URGENT CARE- MARYLAND | | 14 | 1 | 7% | 15 |
| WALGREENS #07936 | | 14 | 1 | 7% | 15 |
| MINUTECLINIC INCORPORATE, LLC | | 12 | 3 | 20% | 15 |
| VISTACARE PHARMACY I | | 13 | 2 | 13% | 15 |
| SOMA MEDICAL CENTER, PA #4 FLORIDA MANGO | | | 15 | 100% | 15 |
| HOLLEY-NAVARRE MEDICAL CLINIC | | 5 | 10 | 67% | 15 |
| UNIVERSITY HOSPITAL UC HEALTH | | 11 | 4 | 27% | 15 |
| GADSDEN REGIONAL MEDICAL CENTER | | 15 | | | 15 |
| BROOKLYN HOSPITAL CENTER DOWNTOWN CAMPUS | | 15 | | | 15 |

COVID-19: testing by laboratory

Data through Apr 14, 2021 verified as of Apr 15, 2021 at 09:25 AM

Data in this report are provisional and subject to change.

The numbers in the table below represent the number of Florida and non-Florida residents for whom test results were received by the Department of Health. A person can be tested by more than one laboratory and can have both positive and negative results. **Therefore, the sum of the numbers in each column will be larger than the total number of people tested.**

| Reporting lab | Inconclusive | Negative | Positive | Percent positive | Total |
|--|--------------|----------|----------|------------------|-------|
| NORTHERN WESTCHESTER HOSPITAL LABORATORY | | 13 | 2 | 13% | 15 |
| FAMILY CARE | | | 15 | 100% | 15 |
| AJU GEORGE MD PA | | | 15 | 100% | 15 |
| WALK IN URGENT CARE | | | 15 | 100% | 15 |
| MINUTECLINIC DIAGNOSTIC OF VIRGINIA, LLC #1416 | | 14 | 1 | 7% | 15 |
| GRAND VILLA OF PALM COAST | | 15 | | | 15 |
| BRYAN WHITFIELD MEMORIAL HOSPITAL | | 10 | 5 | 33% | 15 |
| WALGREENS_PEMBROKE PINES | | 13 | 2 | 13% | 15 |
| CARDIOTHORACIC SURGERY OF HYDE PARK | | | 15 | 100% | 15 |
| RIVERSIDE MEDICAL GROUP | | 14 | 1 | 7% | 15 |
| HUNTINGTON URGENT CARE | | 14 | 1 | 7% | 15 |
| PREMIER LABORATORY SERVICES, LLC | | 5 | 10 | 67% | 15 |
| BIOREFERENCE LABORATORIES | | 5 | 10 | 67% | 15 |
| BESSENT ROAD GROUP HOME | | 15 | | | 15 |
| OPIS ISLAND LAKE CENTER | | 13 | 2 | 13% | 15 |
| Terrace of Jacksonville | | | 15 | 100% | 15 |
| NOVALIFE MEDSPA | | | 15 | 100% | 15 |
| MILTON 4707 | | 15 | | | 15 |
| MINUTECLINIC DIAGNOSTIC OF TN PC #6415 | | 11 | 4 | 27% | 15 |
| OAKMONTE VILLAGE OF DAVIE | | | 15 | 100% | 15 |
| CARENOW URGENT CARE-DONELSON | | 12 | 3 | 20% | 15 |
| TELEVISIT MALABAR PEDIATRICS | | 5 | 10 | 67% | 15 |
| Astoria Health and Rehab | | 15 | | | 15 |
| SARNO FAMILY PRACTICE | | 1 | 13 | 93% | 14 |
| DESOTO HEALTH AND REHAB LLC | | 9 | 5 | 36% | 14 |
| QUEENS UNIVERSITY OF CHARLOTTE | | 14 | | | 14 |
| JOHNS HOPKINS MEDICAL LABORATORIES | | 1 | 13 | 93% | 14 |
| TALLAHASSEE PRIMARY CARE ASSOCIATES PA | | 12 | 2 | 14% | 14 |
| MEDI-DRUG INC | | 12 | 2 | 14% | 14 |
| ALAN L MELOTEK MD | | 14 | | | 14 |
| RIVERSIDE COTTAGES AT THE SHORES, LLC | | | 14 | 100% | 14 |
| NTD EUROFINS ATLANTA | | 14 | | | 14 |
| WELLMED AT PORT ST LUCIE WEST | | 10 | 4 | 29% | 14 |
| SURGERY CENTER OF CORAL GABLES LLC,THE | | 11 | 3 | 21% | 14 |
| TLC FAMILY CARE HOME INC | | 14 | | | 14 |
| LEHIGH VALLEY HOSPITAL | | 3 | 11 | 79% | 14 |
| SIGMUND LABS LLC | | 14 | | | 14 |
| FAMILY MEDICINE OF WESTON LLC | | 6 | 8 | 57% | 14 |
| EPIPHANY HEALTH | | 8 | 6 | 43% | 14 |
| CVS MINUTE CLINIC DIAGNOSTIC PA | | 10 | 4 | 29% | 14 |
| LIFE'S SPECIAL MOMENTS INC | | 14 | | | 14 |
| CVS MINUTE CLINIC DIAGNOSTIC OF VIRGINIA | | 14 | | | 14 |
| LUCID DIAGNOSTICS LABS | | | 14 | 100% | 14 |
| MINUTECLINIC DIAGNOSTIC OF TN, PC 6438 | | 12 | 2 | 14% | 14 |
| ALASKA PUBLIC HEALTH LAB | | 1 | 13 | 93% | 14 |
| CVS NC187POCT CHARLOTTE | | 13 | 1 | 7% | 14 |
| MELBOURNE FAMILY PRACTICE | | 12 | 2 | 14% | 14 |

COVID-19: testing by laboratory

Data through Apr 14, 2021 verified as of Apr 15, 2021 at 09:25 AM

Data in this report are provisional and subject to change.

The numbers in the table below represent the number of Florida and non-Florida residents for whom test results were received by the Department of Health. A person can be tested by more than one laboratory and can have both positive and negative results. **Therefore, the sum of the numbers in each column will be larger than the total number of people tested.**

| Reporting lab | Inconclusive | Negative | Positive | Percent positive | Total |
|---|--------------|----------|----------|------------------|-------|
| CENTRAL JERSEY URGENT CARE OF EATONTOW | | 13 | 1 | 7% | 14 |
| CVS MINUTE CLINIC, LLC | | 12 | 2 | 14% | 14 |
| CVS NC2357POCT HUNTERSVILLE | | 12 | 2 | 14% | 14 |
| NORTHWESTERN MEMORIAL HOSPITAL | | | 14 | 100% | 14 |
| INHEALTH LIFE SCIENCES | | 6 | 8 | 57% | 14 |
| INTERNAL MEDICINE LIPID AND WELNNESS PRACTICE | | 4 | 10 | 71% | 14 |
| ST JOSEPH WOMENS HOSPITAL | | | 14 | 100% | 14 |
| Hackensack Umc Mountainside | | 13 | 1 | 7% | 14 |
| PARROTT MEDICAL CLINIC | | | 14 | 100% | 14 |
| PROMUS DIAGNOSTICS, LLC | | | 14 | 100% | 14 |
| CVS MINUTE CLINIC DIAGNOSTIC MED GRP OF CA | | 14 | | | 14 |
| NIGHT OWL PEDIATRICS URGENT CARE | | | 14 | 100% | 14 |
| MINUTECLINIC DIAGNOSTIC OF TN, PC 4992 | | 14 | | | 14 |
| SOUTHEASTERN UNIVERSITY INC | | 14 | | | 14 |
| MONTEFIORE MEDICAL CENTER LABORATORIES - WEILER | | 10 | 4 | 29% | 14 |
| MADISON COUNTY HEALTH DEPARTMENT | | 7 | 7 | 50% | 14 |
| ACCESS HOME HEALTH OF FLORIDA LLC | | 14 | | | 14 |
| ST CLOUD MEDICAL GROUP | | 12 | 2 | 14% | 14 |
| MEDLAB INC | | 14 | | | 14 |
| PT&J REHAB - VILLAGE OF ROYAL PALM BEACH | | 12 | 2 | 14% | 14 |
| CVS MINUTE CLINIC DIAGNOSTIC OF TEXAS, LLC | | 11 | 3 | 21% | 14 |
| HEALTHFIRST ADVENT HEALTH CENTRA CARE COCOA BEACH | | | 14 | 100% | 14 |
| HORIZON MEDICAL GROUP | | 12 | 2 | 14% | 14 |
| FAMILY PRACTICE ON THE GO | | 6 | 8 | 57% | 14 |
| BAPTIST PRIMARY CARE PONTE VEDRA | | 8 | 6 | 43% | 14 |
| CVS TN5639POCT FARRAGUT | | 11 | 3 | 21% | 14 |
| BELLEVUE HOSPITAL CENTER DEPARTMENT | | 14 | | | 14 |
| STEWART MELBOURNE HOSPITAL, INC | 1 | | 13 | 93% | 14 |
| POLK CHD BARTOW | | 13 | 1 | 7% | 14 |
| ARNOT OGDEN MEDICAL CENTER LABORATORY | | 14 | | | 14 |
| SOMA MEDICAL CENTER, P.A. | | | 14 | 100% | 14 |
| FG RAPID RESULTS LLC | | 8 | 6 | 43% | 14 |
| The Evangelical Lutheran Good Samaritan Society | | 14 | | | 14 |
| CARENOW URGENT CARE-WEST END | | 9 | 5 | 36% | 14 |
| TGH URGENT CARE - WESTCHASE | | | 14 | 100% | 14 |
| SOUTHEASTERN LABORATORY | | | 14 | 100% | 14 |
| WALGREENS #05625 | | 12 | 2 | 14% | 14 |
| SARASOTA - ROBERT L TAYLOR COMMUNITY CENTER | | 1 | 13 | 93% | 14 |
| BOCA SIMON | | 2 | 12 | 86% | 14 |
| CONSULATE HEALTH CARE OF PENSACOLA | | | 13 | 100% | 13 |
| ST MARYS MEDICAL CENTER | | | 13 | 100% | 13 |
| BAPTIST HEALTH | | | 13 | 100% | 13 |
| ST CLOUD COMPOUNDING PHARMACY & WELLNESS CENTER | | 12 | 1 | 8% | 13 |
| URGENT MEDICAL CENTER INC | | 5 | 8 | 62% | 13 |
| MINUTE CLINIC OF KANSAS PA | | 8 | 5 | 38% | 13 |
| AVALON MEDICAL WALK IN CLINIC | | | 13 | 100% | 13 |
| CROSS CARE CENTER | | | 13 | 100% | 13 |

COVID-19: testing by laboratory

Data through Apr 14, 2021 verified as of Apr 15, 2021 at 09:25 AM

Data in this report are provisional and subject to change.

The numbers in the table below represent the number of Florida and non-Florida residents for whom test results were received by the Department of Health. A person can be tested by more than one laboratory and can have both positive and negative results. **Therefore, the sum of the numbers in each column will be larger than the total number of people tested.**

| Reporting lab | Inconclusive | Negative | Positive | Percent positive | Total |
|---|--------------|----------|----------|------------------|-------|
| GOOD SAMARITAN MEDICAL CENTER | | | 13 | 100% | 13 |
| MAINSTREET FAMILY SELECT | | 1 | 12 | 92% | 13 |
| ORCHID COVE | | 3 | 10 | 77% | 13 |
| MEDLABS DIAGNOSTICS | | 11 | 2 | 15% | 13 |
| FLORIDA STATE HOSPITAL | | | 13 | 100% | 13 |
| DEVEREUX FLORIDA CHILDRENS CENTER | | | 13 | 100% | 13 |
| SOUTHEAST FAMILY HEALTHCARE CENTER | | | 13 | 100% | 13 |
| MINUTECLINIC, LLC #1492 | | 13 | | | 13 |
| GENOTOX LABORATORIES | | 11 | 2 | 15% | 13 |
| THE PLAZA AT PARKSQUARE | | 13 | | | 13 |
| MINUTE CLINIC LLC #2775 | | 12 | 1 | 8% | 13 |
| EAR NOSE AND THROAT ASSOCIATES OF MANATEE, P.A. | | 10 | 3 | 23% | 13 |
| MC DIAGNOSTIC OF CONNECTICUT, PC # 257 | | 12 | 1 | 8% | 13 |
| THRIF-T DRUGS INC | | 11 | 2 | 15% | 13 |
| CVS MINUTE CLINIC DIAGNOSTIC OF TN #3293 | | 12 | 1 | 8% | 13 |
| COMPASS URGENT CARE | | 8 | 5 | 38% | 13 |
| MINUTECLINIC DIAGNOSTIC OF TN PC #643 | | 10 | 3 | 23% | 13 |
| LAKELAND REGIONAL HEALTH GRASSLANDS | | 12 | 1 | 8% | 13 |
| SHELBY COUNTY HEALTH CARE CORPORATION | | 10 | 3 | 23% | 13 |
| CLINICAL LABORATORY SERVICES | | | 13 | 100% | 13 |
| MHHS All Lab Subsection | | 13 | | | 13 |
| CORAL LANDING ASSISTED LIVING | | 11 | 2 | 15% | 13 |
| STATEN ISLAND UNIVERSITY HOSPITAL SEGUINE AVE | | 12 | 1 | 8% | 13 |
| BROOKDALE DELAND | | | 13 | 100% | 13 |
| NEW YORK PRESBYTERIAN - LOWER MANHATTAN | | 13 | | | 13 |
| ESCAMBIA COMMUNITY CLINIC | | 2 | 11 | 85% | 13 |
| BENNETT PEDIATRICS | | 13 | | | 13 |
| DYNAMIC DNA LAB | | 1 | 12 | 92% | 13 |
| WORLD WRESTLING ENTERTAINMENT | | | 13 | 100% | 13 |
| VALDOSTA FAMILY MEDICINE | | 1 | 12 | 92% | 13 |
| SUMMIT ATLANTIC SURGERY CENTER | | 13 | | | 13 |
| AVENTURA HOSPITAL AND MEDICAL CENTER | | | 13 | 100% | 13 |
| CULINARY INSTITUTE OF AMERICA STUDENT | 3 | 10 | | | 13 |
| WESTERN NEW YORK IMMEDIATE MEDICAL CAR | | 12 | 1 | 8% | 13 |
| LAKE CO SCHOOLS EMPLOYEE HEALTH & WELLNESS CENTER | 1 | 9 | 3 | 23% | 13 |
| METHODIST MEDICAL CENTER | | 10 | 3 | 23% | 13 |
| ROCKLEDGE | | 3 | 10 | 77% | 13 |
| GULF COAST MEDICAL GROUP | | 5 | 8 | 62% | 13 |
| MED TECH SERVICES OF PALM BEACH INC | | 13 | | | 13 |
| HARBOR CHASE OF JACKSONVILLE | | | 13 | 100% | 13 |
| COVANCE CENTRAL LABORATORY | | | 13 | 100% | 13 |
| VIGILINT HEALTHCARE | | 11 | 2 | 15% | 13 |
| PHELPS HOSPITAL LABORATORY | | 11 | 2 | 15% | 13 |
| IGENEX INC | | 13 | | | 13 |
| VILLA OF KINGS AND QUEENS OF DELRAY | | 13 | | | 13 |
| MINUTECLINIC DIAGNOSTIC OF NORTH CAROLINA, PC | | 12 | 1 | 8% | 13 |
| AFC URGENT CARE - CEDAR GROVE | | 11 | 2 | 15% | 13 |

COVID-19: testing by laboratory

Data through Apr 14, 2021 verified as of Apr 15, 2021 at 09:25 AM

Data in this report are provisional and subject to change.

The numbers in the table below represent the number of Florida and non-Florida residents for whom test results were received by the Department of Health. A person can be tested by more than one laboratory and can have both positive and negative results. **Therefore, the sum of the numbers in each column will be larger than the total number of people tested.**

| Reporting lab | Inconclusive | Negative | Positive | Percent positive | Total |
|---|--------------|----------|----------|------------------|-------|
| BARRANCO CLINIC,THE | 3 | 9 | 1 | 8% | 13 |
| RED MOUNTAIN DIAGNOSTICS | | 13 | | | 13 |
| WELLSTAR NORTH FULTON HOSPITAL LABORAT | | 13 | | | 13 |
| ORMOND MEDICAL ARTS | | 3 | 10 | 77% | 13 |
| PARKWEST MEDICAL CENTER | | 11 | 2 | 15% | 13 |
| Sunnyside Care Center | | 13 | | | 13 |
| MONTEFIORE NYACK HOSPITAL AFFILIATED LABORATORY | | 12 | 1 | 8% | 13 |
| EFFINGER HEALTH, PA | | 13 | | | 13 |
| MINUTECLINIC DIAGNOSTIC OF RHODE ISLAND | | 10 | 3 | 23% | 13 |
| MEDEXPRESS URGENT CARE - BENTON HARBOR | | 13 | | | 13 |
| NATIONAL GENETICS INST LABCORP | | 4 | 9 | 69% | 13 |
| GLENBROOKE AT PALM BAY | | | 13 | 100% | 13 |
| IN-OFFICE LAB | | 12 | 1 | 8% | 13 |
| MC DIAGNOSTIC OF CONNECTICUT PC #459 | | 12 | | | 12 |
| MEDEXPRESS URGENT CARE-ALTOONA | | 10 | 2 | 17% | 12 |
| PANCARE HEALTH - WEWA ELEMENTARY | | | 12 | 100% | 12 |
| COLLIER COUNTY HEALTH DEPT. | | 7 | 5 | 42% | 12 |
| SENIOR HOME CARE INC | | 12 | | | 12 |
| ORLANDO FAMILY MEDICAL INC | | 12 | | | 12 |
| MIRACLE ALF INC | | 12 | | | 12 |
| ADVENTIST HEALTH SYSTEM FLORIDA DEPT OF HEALTH | | 7 | 5 | 42% | 12 |
| JOINT AMBULATORY CARE CENTER | | 12 | | | 12 |
| NORTHSIDE HOSPITAL FORSYTH | | 10 | 2 | 17% | 12 |
| MEDEXPRESS URGENT CARE - CHRISTIANBURG | | 8 | 4 | 33% | 12 |
| LIFE CARE OF PORT SAINT LUCIE | | 3 | 9 | 75% | 12 |
| ST PETER'S UNIVERSITY HOSPITAL | | 9 | 3 | 25% | 12 |
| CARLOS PORTU MD, PLLC | | | 12 | 100% | 12 |
| THE POTTER'S HOUSE AT CANNON POINT | | 12 | | | 12 |
| VERO DIAGNOSTICS | | 11 | 1 | 8% | 12 |
| WOODLAND TOWERS | | 6 | 6 | 50% | 12 |
| TIFT REGIONAL HEALTH SYSTEM, INC | | 12 | | | 12 |
| MINUTECLINIC DIAGNOSTIC OF OKLAHOMA | | 10 | 2 | 17% | 12 |
| FHCP-PORT ORANGE | | 3 | 9 | 75% | 12 |
| CARE FAST MURABELLA | | 7 | 5 | 42% | 12 |
| BAYONET POINT HOSPITAL | | | 12 | 100% | 12 |
| BROOKDALE CITRUS | | | 12 | 100% | 12 |
| PALATKA VA CBOC | | 11 | 1 | 8% | 12 |
| MINUTECLINIC DIAGNOSTIC OF ILLINOIS LL | | 10 | 2 | 17% | 12 |
| VILLA HEALTH NH LLC | | 10 | 2 | 17% | 12 |
| DEPARTMENT OF PUBLIC HEALTH | | 12 | | | 12 |
| MEDEXPRESS URGENT CARE - MONROE | | 12 | | | 12 |
| MINUTECLINIC, LLC, DBA MINUTECLINIC #6106 | | 10 | 2 | 17% | 12 |
| ACCENTCARE | | 12 | | | 12 |
| MEDEXPRESS URGENT CARE-LATROBE | | 11 | 1 | 8% | 12 |
| EMPLOYEE WELLNESS PA | | 2 | 10 | 83% | 12 |
| MEDEXPRESS URGENT CARE - PANTOPS | | 11 | 1 | 8% | 12 |
| WANTAGH URGENT CARE | | 9 | 3 | 25% | 12 |

COVID-19: testing by laboratory

Data through Apr 14, 2021 verified as of Apr 15, 2021 at 09:25 AM

Data in this report are provisional and subject to change.

The numbers in the table below represent the number of Florida and non-Florida residents for whom test results were received by the Department of Health. A person can be tested by more than one laboratory and can have both positive and negative results. **Therefore, the sum of the numbers in each column will be larger than the total number of people tested.**

| Reporting lab | Inconclusive | Negative | Positive | Percent positive | Total |
|--|--------------|----------|----------|------------------|-------|
| FLORIDA DEPT OF HEALTH | | 4 | 8 | 67% | 12 |
| NONA PEDIATRIC CENTER | | 7 | 5 | 42% | 12 |
| DYNAMIC HEALTH CENTERS INC | | 8 | 4 | 33% | 12 |
| FAMILY MEDICINE AT HUNTERS CREEK | | 12 | | | 12 |
| BROWARD DIALYSIS | | | 12 | 100% | 12 |
| MERIDIAN AT WATERWAYS, THE | | 10 | 2 | 17% | 12 |
| GLEN OAKS HEALTH AND REHABILITATION CENTER | | | 12 | 100% | 12 |
| MINUTECLINIC, LLC, DBA MINUTECLINIC #2 | | 10 | 2 | 17% | 12 |
| MEYER PEDIATRICS CHTD | | 11 | 1 | 8% | 12 |
| GEORGE W FERGUSON MD-CONCIERGE MEDICAL SERVICES PL | | 11 | 1 | 8% | 12 |
| VIBRANT AMERICA | | 10 | 2 | 17% | 12 |
| NAPLES GREEN VILLAGE | | 12 | | | 12 |
| CVS HEALTH MINUTE CLINIC | | 1 | 11 | 92% | 12 |
| MINUTECLINIC DIAGNOSTIC OF GEORGIA, LL | | 10 | 2 | 17% | 12 |
| MI2297090CV HOLLAND-23D2189684 | | 12 | | | 12 |
| MEDEXPRESS URGENT CARE CHARLESTON | | 8 | 4 | 33% | 12 |
| DAVID LAWRENCE CENTER INC | | 10 | 2 | 17% | 12 |
| SAMARITAN HOSPITAL LABORATORY | | 11 | 1 | 8% | 12 |
| OHIO STATE UNIVERSITY MEDICAL CENTER | | | 12 | 100% | 12 |
| CARROLL GARDENS URGENT CARE | | 12 | | | 12 |
| RICHMOND UNIVERSITY MEDICAL CENTER | | 10 | 2 | 17% | 12 |
| CVS MINUTE CLINIC DIAGNOSTIC PA #3060 | | 10 | 2 | 17% | 12 |
| FAMILY MEDICINE AT LONGWOOD | | | 12 | 100% | 12 |
| NEMOURS CHILDREN'S URGENT | | | 12 | 100% | 12 |
| MERCY MEDICAL CENTER | | 5 | 7 | 58% | 12 |
| TMH PHYSICIAN PARTNERS - MONTICELLO | | 10 | 2 | 17% | 12 |
| CVS CA9715POCT THOUSAND OAKS | | 12 | | | 12 |
| SONORA QUEST LABORATORIES | | | 12 | 100% | 12 |
| GENESIS | | 8 | 4 | 33% | 12 |
| Maury Regional Hospital | | 6 | 6 | 50% | 12 |
| RUSSELL MEDICAL CENTER | | 11 | 1 | 8% | 12 |
| SAMARITAN MEDICAL CENTER | | 12 | | | 12 |
| ADVENTHEALTH MEDICAL GROUP CARE CLINIC AT | | 8 | 4 | 33% | 12 |
| MINUTE CLINIC DIAGNOSTIC OF SC, LLC #42 | | 11 | 1 | 8% | 12 |
| APPLE DIAGNOSTICS LAB | | 5 | 7 | 58% | 12 |
| LAB UNKNOWN | | 1 | 11 | 92% | 12 |
| HAVEN HOSPICE | | | 12 | 100% | 12 |
| SUWANNEE COUNTY JAIL | | 11 | 1 | 8% | 12 |
| Lady Lake Specialty Care | | | 12 | 100% | 12 |
| IREPERTOIRE_MOL_LAB | | 12 | | | 12 |
| VERITAS RESEARCH CORP | | | 12 | 100% | 12 |
| FLORIDA DEPARTMENT OF HEALTH WASHINGTON COUNTY | | 7 | 5 | 42% | 12 |
| ACADIAN DIAGNOSTIC LABORATORIES | | 8 | 4 | 33% | 12 |
| MINUTE CLINIC LLC #5706 | | 10 | 2 | 17% | 12 |
| MINUTECLINIC DIAG OF IND, LLC #6697 | | 12 | | | 12 |
| LEON CHD | | 12 | | | 12 |
| MINUTECLINIC DIAGNOSTIC OF PA, LLC (1036) | | 10 | 2 | 17% | 12 |

COVID-19: testing by laboratory

Data through Apr 14, 2021 verified as of Apr 15, 2021 at 09:25 AM

Data in this report are provisional and subject to change.

The numbers in the table below represent the number of Florida and non-Florida residents for whom test results were received by the Department of Health. A person can be tested by more than one laboratory and can have both positive and negative results. **Therefore, the sum of the numbers in each column will be larger than the total number of people tested.**

| Reporting lab | Inconclusive | Negative | Positive | Percent positive | Total |
|---|--------------|----------|----------|------------------|-------|
| BRITO MEDICAL CENTER | | 10 | 2 | 17% | 12 |
| URGENT TEAM MANAGEMENT OF TENNESSEE | | 10 | 2 | 17% | 12 |
| CITY OF WEST PALM BEACH EMPLOYEE & FAMILY HEALTH | | 12 | | | 12 |
| Rosewood Healthcare and Rehabilitation Center | | 5 | 7 | 58% | 12 |
| MINUTE-CLINIC DIAGNOSTIC OF VIRGINIA, LLC | | 12 | | | 12 |
| CVS TN5601POCT LENOIR CITY | | 10 | 2 | 17% | 12 |
| SUNCOAST COMMUNITY HEALTH CENTERS INC | | 2 | 9 | 82% | 11 |
| MEDEXPRESS URGENT CARE - SALEM | | 7 | 4 | 36% | 11 |
| BRIDGE DIAGNOSTICS | | | 11 | 100% | 11 |
| HNL LAB MEDICINE | | 8 | 3 | 27% | 11 |
| NORTHEAST PEDIATRICS | | | 11 | 100% | 11 |
| HEALTH NETWORK LABORATORIES | | 7 | 4 | 36% | 11 |
| TELEVISIT PALM BAY FAMILY PRACTICE | | 9 | 2 | 18% | 11 |
| STUYVESANT URGENT CARE | | 11 | | | 11 |
| LANE PEDIATRICS PA | | 1 | 10 | 91% | 11 |
| MC DIAGNOSTIC OF CONNECTICUT , PC # 3 | | 9 | 2 | 18% | 11 |
| Solaris Healthcare Pensacola | | | 11 | 100% | 11 |
| CARINGTON MANOR | | 11 | | | 11 |
| MEDEXPRESS URGENT CARE - WINCHESTER GATEWAY | | 9 | 2 | 18% | 11 |
| MINUTECLINIC, LLC #244 | | 10 | 1 | 9% | 11 |
| MINUTECLINIC DIAGNOSTICS OF IND, LLC | | 11 | | | 11 |
| CVS GA2108POCT NORCROSS | | 8 | 3 | 27% | 11 |
| ASSOCIATES MD CYPRESS CREEK | | | 11 | 100% | 11 |
| ATMORE NURSING CENTER | | 10 | 1 | 9% | 11 |
| MINUTE CLINIC LLC #6765 | | 11 | | | 11 |
| CAN COMMUNITY HEALTH, INC | | 10 | 1 | 9% | 11 |
| St Joseph's Hospital & Medical Center | | 10 | 1 | 9% | 11 |
| UMHC/SYLVESTER AT KENDALL | | 1 | 10 | 91% | 11 |
| GENOPTIX MEDICAL LABORATORY | | 10 | 1 | 9% | 11 |
| ALACHUA | | | 11 | 100% | 11 |
| ST LUKES ROOSEVELT LABORATORY | | 9 | 2 | 18% | 11 |
| CVS MINUTE CLINIC DIAGNOSTIC OF TEXAS,LLC | | 9 | 2 | 18% | 11 |
| CVS CA9165POCT SAN DIEGO | | 11 | | | 11 |
| THE TERRACE OF SAINT CLOUD | | 9 | 2 | 18% | 11 |
| KIDSVILLE PEDIATRICS | | | 11 | 100% | 11 |
| MEDEXPRESS URGENT CARE - MAPLE DRIVE | | 10 | 1 | 9% | 11 |
| TROPICANA | | 5 | 6 | 55% | 11 |
| CARENOW URGENT CARE-HERMITAGE | | 7 | 4 | 36% | 11 |
| METHODIST HOSPITAL | | | 11 | 100% | 11 |
| PRIMECARE ACQUISITION FAMILY PRACTICE INC | | 11 | | | 11 |
| CROSSROADS URGENT CARE, PLLC | | 11 | | | 11 |
| MINUTECLINIC, LLC #1470 | | 10 | 1 | 9% | 11 |
| AZALEA HEALTH | | 2 | 9 | 82% | 11 |
| CVS MINUTE CLINIC DIAG OF IND, LLC #6549 | | 11 | | | 11 |
| JBSA-SAM HOUSTON | | | 11 | 100% | 11 |
| MOUNT DORA PEDIATRICS | | 9 | 2 | 18% | 11 |
| St. Annes Nursing Center, St. Annes Residence, Inc. | | 11 | | | 11 |

COVID-19: testing by laboratory

Data through Apr 14, 2021 verified as of Apr 15, 2021 at 09:25 AM

Data in this report are provisional and subject to change.

The numbers in the table below represent the number of Florida and non-Florida residents for whom test results were received by the Department of Health. A person can be tested by more than one laboratory and can have both positive and negative results. **Therefore, the sum of the numbers in each column will be larger than the total number of people tested.**

| Reporting lab | Inconclusive | Negative | Positive | Percent positive | Total |
|--|--------------|----------|----------|------------------|-------|
| OPTUM PRIMARY CARE | | 1 | 10 | 91% | 11 |
| VITAS HEALTH INC | | 5 | 6 | 55% | 11 |
| WALGREEN #6538 | | 11 | | | 11 |
| BOCA RATON REGIONAL HOSPITAL LAB | | | 11 | 100% | 11 |
| COLLIER HMA PHYSICIAN MANAGEMENT, LLC | | 2 | 9 | 82% | 11 |
| AIM LABORATORIES | | | 11 | 100% | 11 |
| ALCOVE ASSISTED LIVING FACILITY | | 11 | | | 11 |
| MINUTECLINIC DIAGNOSTIC OF VIRGINIA | | 11 | | | 11 |
| MINUTECLINIC DIAGNOSTIC OF TN, PC 6304 | | 9 | 2 | 18% | 11 |
| UF HEALTH | | 1 | 10 | 91% | 11 |
| CREATIVE TESTING SOLUTIONS | | 4 | 7 | 64% | 11 |
| CVS HEALTH, #2043 | | 11 | | | 11 |
| CVS MINUTE CLINIC, LLC #22 | | 10 | 1 | 9% | 11 |
| NIGHT LITE PEDIATRICS CENTER, LLC | | 1 | 10 | 91% | 11 |
| UNIVERSITY HOSPITALS OF CLEVELAND | | 6 | 5 | 45% | 11 |
| CLAYMED OF NORTH FLORIDA | | | 11 | 100% | 11 |
| MINUTECLINIC LLC (1435) | | 10 | 1 | 9% | 11 |
| Signature Healthcare of Savannah | | 11 | | | 11 |
| BIOTECH CLINICAL LABORATORIES, INC. | | 1 | 10 | 91% | 11 |
| ST. PETERSBURG PEDIATRICS | | | 11 | 100% | 11 |
| PASSPORT HEALTH | | | 11 | 100% | 11 |
| HIRAM COLLEGE HEALTH CENTER (ABBOTT) | | 11 | | | 11 |
| MINUTECLINIC DIAGNOSTIC OF NEW MEXICO | | 11 | | | 11 |
| LAKE NONA MEDICAL SERVICES | | 3 | 8 | 73% | 11 |
| MEDICAL CENTER AFFILIATES WEST PALM | | | 11 | 100% | 11 |
| MINUTE-CLINIC DIAGNOSTIC OF VIRGINIA, LLC #2003 | | 8 | 3 | 27% | 11 |
| MINUTECLINIC DIAGNOSTIC OF MAINE, LLC | | 9 | 2 | 18% | 11 |
| MINUTECLINIC DIAGNOSTIC OF NEW JERSEY, | | 10 | 1 | 9% | 11 |
| GUIDANCE / CARE CENTER, INC | | 11 | | | 11 |
| ASSOCIATES IN MEDICINE | | 7 | 4 | 36% | 11 |
| DMH STEINHATCHEE FAMILY MEDICINE | | 8 | 3 | 27% | 11 |
| ELITE HOME HEALTH SERVICES | | 11 | | | 11 |
| APPALACHIAN REGIONAL HEALTHCARE SYSTEM | | 10 | 1 | 9% | 11 |
| ST VINCENT'S ST CLAIR | | 8 | 3 | 27% | 11 |
| WELLMED AT SOUTH PARSONS | | 9 | 2 | 18% | 11 |
| CVS MINUTE CLINIC DIAGNOSTIC | | 10 | 1 | 9% | 11 |
| MINUTECLINIC DIAGNOSTIC OF TN PC #240 | | 9 | 2 | 18% | 11 |
| CURATIVE | | 1 | 10 | 91% | 11 |
| MONROE COUNTY HOSPITAL | | 8 | 3 | 27% | 11 |
| ILLINOIS DEPT OF PUBLIC HEALTH LAB - SPRINGFIELD | | | 11 | 100% | 11 |
| REDMED CLINIC OF ARLINGTON | | 10 | 1 | 9% | 11 |
| CLEVELAND TENNESSEE HOSPITAL COMPANY | | 10 | 1 | 9% | 11 |
| PALM BEACH PATHOLOGY | | 9 | 2 | 18% | 11 |
| WINTER PARK CARE AND REHABILITATION | | | 11 | 100% | 11 |
| 45TH 1 | | 11 | | | 11 |
| PINELLAS COUNTY HEALTH DEPARTMENT | | 2 | 9 | 82% | 11 |
| UNIVERSITY OF MIAMI MILLER SCHOOL OF MEDICINE | | | 11 | 100% | 11 |

COVID-19: testing by laboratory

Data through Apr 14, 2021 verified as of Apr 15, 2021 at 09:25 AM

Data in this report are provisional and subject to change.

The numbers in the table below represent the number of Florida and non-Florida residents for whom test results were received by the Department of Health. A person can be tested by more than one laboratory and can have both positive and negative results. **Therefore, the sum of the numbers in each column will be larger than the total number of people tested.**

| Reporting lab | Inconclusive | Negative | Positive | Percent positive | Total |
|---|--------------|----------|----------|------------------|-------|
| PRIME MEDICAL CARE, LLC | | 11 | | | 11 |
| NORTH OKALOOSA PHYSICIAN GROUP | | 10 | 1 | 9% | 11 |
| JOHN W NORRIS III MD PA | 1 | | 10 | 91% | 11 |
| UNIVERSITY CENTRA CARE | | 10 | 1 | 9% | 11 |
| ALBION COLLEGE (ABBOTT) | | 11 | | | 11 |
| ORLANDO HEALTH PHYSICIAN ASSOCIATES | | 4 | 7 | 64% | 11 |
| PHYSICIANS REGIONAL MEDICAL CTR - COLLIER BLVD | | | 11 | 100% | 11 |
| MINUTECLINIC DIAGNOSTIC OF NEW JERSEY, LLC # 7069 | | 11 | | | 11 |
| VIRTUA WEST JERSEY HOSPITAL VOORHEES | | 9 | 2 | 18% | 11 |
| SEMORAN FAMILY HEALTH LLC | | 10 | 1 | 9% | 11 |
| WATSON HEALTHCARE | | 8 | 3 | 27% | 11 |
| LONGWOOD PEDIATRICS LLC | | | 11 | 100% | 11 |
| MISSOURI DEPARTMENT OF HEALTH AND SENIOR SERVICES | | | 11 | 100% | 11 |
| MEDEXPRESS URGENT CARE MONACA | | 11 | | | 11 |
| MINUTECLINIC, LLC, MINUTECLINIC #7637 | | 9 | 2 | 18% | 11 |
| FLORIDA CLINICAL LAB | | 1 | 9 | 90% | 10 |
| MEDEXPRESS URGENT CARE - WASHINGTON | | 8 | 2 | 20% | 10 |
| URGENT CARE CENTER AT PINNACLE | | 4 | 6 | 60% | 10 |
| CVS TX8351POCT BEAUMONT | | 9 | 1 | 10% | 10 |
| LAKE BALDWIN CBOC | | 9 | 1 | 10% | 10 |
| HCR MANORCARE | | 10 | | | 10 |
| MOLECULAR PATHOLOGY LABORATORY | | | 10 | 100% | 10 |
| GLADES COUNTY DETENTION CENTER | | 1 | 9 | 90% | 10 |
| LUXOR SCIENTIFIC LLC | | 1 | 9 | 90% | 10 |
| ONEIDA HEALTHCARE CENTER | | 8 | 2 | 20% | 10 |
| WALK-IN MEDICAL CARE | | | 10 | 100% | 10 |
| PHASE2 LABS | 2 | 6 | 2 | 20% | 10 |
| Avalon Healthcare and Rehabilitation Center | | | 10 | 100% | 10 |
| BEAUMONT LABORATORY | | | 10 | 100% | 10 |
| CITY OF TALLAHASSEE | | 10 | | | 10 |
| NOT INDICATED | | 1 | 9 | 90% | 10 |
| MEDEXPRESS URGENT CARE - BEECH GROVE | | 9 | 1 | 10% | 10 |
| ORLANDO MEDICAL CENTER PL | | 1 | 9 | 90% | 10 |
| PRORENATA LABS | | 2 | 8 | 80% | 10 |
| THE MARY IMOGENE BASSETT HOSPITAL | | 10 | | | 10 |
| CVS TN2179POCT MURFREESBORO | | 9 | 1 | 10% | 10 |
| LAKE NONA MEDICAL SERVICE LLC | | 10 | | | 10 |
| DOCTORS EXPRESS OF ST PETERSBURG | | 1 | 9 | 90% | 10 |
| WELLSTAR COBB HOSPITAL | | 8 | 2 | 20% | 10 |
| KR AT COLLEGE HARBOR | | 10 | | | 10 |
| UNIVERSITY MEDICAL CENTER | | 8 | 2 | 20% | 10 |
| MEDEX REGIONAL LABORATORIES LLC | | 1 | 9 | 90% | 10 |
| PALM BEACH CDH - DELRAY BEACH | | | 10 | 100% | 10 |
| MINUTECLINIC DIAGNOSTIC OF ILLINOIS | | 8 | 2 | 20% | 10 |
| DOMINICAN COLLEGE STUDENT HEALTH CENTE | | 8 | 2 | 20% | 10 |
| IMMUNOGENOMICS LLC | | 6 | 4 | 40% | 10 |
| JOHNS HOPKINS ALL CHILDRENS | | | 10 | 100% | 10 |

COVID-19: testing by laboratory

Data through Apr 14, 2021 verified as of Apr 15, 2021 at 09:25 AM

Data in this report are provisional and subject to change.

The numbers in the table below represent the number of Florida and non-Florida residents for whom test results were received by the Department of Health. A person can be tested by more than one laboratory and can have both positive and negative results. **Therefore, the sum of the numbers in each column will be larger than the total number of people tested.**

| Reporting lab | Inconclusive | Negative | Positive | Percent positive | Total |
|--|--------------|----------|----------|------------------|-------|
| HIGH TOWER ALF LLC | | 9 | 1 | 10% | 10 |
| TENNESSEE DEPARTMENT OF HEALTH (TDH) - CENTRAL LABORATORY | | 2 | 8 | 80% | 10 |
| ISLAND COAST PEDIATRICS IN-HOUSE LAB | | 10 | | | 10 |
| BELLE GLADES HEALTH CLINIC | | | 10 | 100% | 10 |
| MOSOLF PEDIATRICS | | | 10 | 100% | 10 |
| GILCHRIST COUNTY FIRE DEPARTMENT | | 4 | 6 | 60% | 10 |
| BROOKDALE PANAMA CITY | | 9 | 1 | 10% | 10 |
| CHEMISYS LABORATORIES | | 2 | 8 | 80% | 10 |
| CVS M08590POCT KANSAS CITY | | 6 | 4 | 40% | 10 |
| CVS PA6902POCT BRYN MAWR | | 8 | 2 | 20% | 10 |
| SOMA MEDICAL CENTER PA #4 | | | 10 | 100% | 10 |
| MINUTECLINIC, LLC #4682 | | 5 | 5 | 50% | 10 |
| VA Primary Care Clinic at Meharry | | 9 | 1 | 10% | 10 |
| MINUTE CLINIC DIAGNOSTIC MED GRP | | 9 | 1 | 10% | 10 |
| MINUTE CLINIC LLC # 2033 | | 9 | 1 | 10% | 10 |
| SUMTER COUNTY HEALTH DEPARTMENT | | 5 | 5 | 50% | 10 |
| ADVENTHEALTH MEDICAL GROUP PEDIATRIC & ADOLESCENT | | 9 | 1 | 10% | 10 |
| MINUTECLINIC DIAGNOSTIC OF MINNESOTA | | 10 | | | 10 |
| PANCARE HEALTH - VERNON ELEMENTARY | | | 10 | 100% | 10 |
| CORONA PATHOLOGY | | 10 | | | 10 |
| EMERGENCY MEDICAL CENTER | | 4 | 6 | 60% | 10 |
| COMMUNITY HEALTH CENTER | | 2 | 8 | 80% | 10 |
| CVS SC4286POCT EASLEY | | 4 | 6 | 60% | 10 |
| ARBORS OF GULF BREEZE, THE | | 8 | 2 | 20% | 10 |
| PIEDMONT ATHENS REGIONAL MEDICAL | | 8 | 2 | 20% | 10 |
| ANY LAB TEST NOW INC | | | 10 | 100% | 10 |
| PBC PREMIER FAMILY HEALTH | | | 10 | 100% | 10 |
| VITALANT | | 1 | 9 | 90% | 10 |
| VETERNANS ADMINISTRATION | | | 10 | 100% | 10 |
| CHILDREN'S HEALTHCARE OF ATLANTA/EGLESTON | | 10 | | | 10 |
| Manor Care of Dunedin | | 7 | 3 | 30% | 10 |
| PLYMOUTH HARBOR INCORPORATED | | 9 | 1 | 10% | 10 |
| SAVANNAH STATE UNIVERSITY, COUNSELING | | 10 | | | 10 |
| SANDGATE GARDENS REHAB & NURSING CENTER | | 3 | 7 | 70% | 10 |
| NORTON HEALTHCARE | | | 10 | 100% | 10 |
| NEW HAMPSHIRE DEPARTMENT OF HEALTH AND HUMAN SERVICES | | 3 | 7 | 70% | 10 |
| SAVANNAH MANOR ASSISTED LIVING COMMUNITY | | | 10 | 100% | 10 |
| CBC LAB | | 3 | 7 | 70% | 10 |
| MEDEXPRESS URGENT CARE-KATY | | 7 | 3 | 30% | 10 |
| BETH ISRAEL MEDICAL CENTER LABS | | 9 | 1 | 10% | 10 |
| NEW JERSEY DEPARTMENT OF HEALTH COMMUNICABLE DISEASE SERVICE | | 3 | 7 | 70% | 10 |
| BERRYHILL MANOR | | 10 | | | 10 |
| RPC@HODGES | | 2 | 8 | 80% | 10 |
| MINUTE CLINIC, LLC #4650 | | 9 | 1 | 10% | 10 |
| ILLINOIS DEPARTMENT OF PUBLIC HEALTH | | 2 | 8 | 80% | 10 |
| VASCONCELLO COHEN MD PA | | 9 | 1 | 10% | 10 |
| BENSONHURST URGENT CARE | | 9 | 1 | 10% | 10 |

COVID-19: testing by laboratory

Data through Apr 14, 2021 verified as of Apr 15, 2021 at 09:25 AM

Data in this report are provisional and subject to change.

The numbers in the table below represent the number of Florida and non-Florida residents for whom test results were received by the Department of Health. A person can be tested by more than one laboratory and can have both positive and negative results. **Therefore, the sum of the numbers in each column will be larger than the total number of people tested.**

| Reporting lab | Inconclusive | Negative | Positive | Percent positive | Total |
|--|--------------|----------|----------|------------------|-------|
| KEY TRAINING CENTER | | | 10 | 100% | 10 |
| ATHENS VETERINARY DIAGNOSTIC LABORATOR | | 10 | | | 10 |
| Crestwood Nursing Center | | 7 | 3 | 30% | 10 |
| CHRISTUS ST VINCENT LABORATORY - ZIA | | 10 | | | 10 |
| MEDEXPRESS URGENT CARE PARKERSBURG | | 8 | 2 | 20% | 10 |
| CVS PA1671POCT LANCASTER | | 10 | | | 10 |
| WINKLER COURT□ | | 9 | 1 | 10% | 10 |
| FLEMING ISLAND CENTER FOR CLINICAL RESEARCH | | 10 | | | 10 |
| LAWRENCE TECHNOLOGICAL UNIVERSITY | | 10 | | | 10 |
| CARENOW URGENT CARE - EAST NASHVILLE | | 8 | 2 | 20% | 10 |
| NORTHEAST GEORGIA MEDICAL CENTER | | 10 | | | 10 |
| BLOOMIN BRANDS WELLNESS CENTER | | 9 | 1 | 10% | 10 |
| MARQUESA MEDICAL | | 8 | 2 | 20% | 10 |
| MAINSTREET FAMILY CARE | | | 10 | 100% | 10 |
| ALABAMA DEPARTMENT OF PUBLIC HEALTH | | 1 | 9 | 90% | 10 |
| MC DIAGNOSTIC OF CONNECTICUT, PC #1043 | | 10 | | | 10 |
| MEDEXPRESS URGENT CARE - FAYETTEVILLE | | 8 | 2 | 20% | 10 |
| KEY WEST URGENT CARE, INC | | 3 | 7 | 70% | 10 |
| MINUTECLINIC, DIAGNOSTIC OF TEXAS, LL | | 9 | 1 | 10% | 10 |
| CVS SC7556POCT WEST COLUMBIA | | 9 | 1 | 10% | 10 |
| MEDICAL LABORATORY DIAGNOSTICS | | | 10 | 100% | 10 |
| CVS NC7051POCT WAKE FOREST | | 10 | | | 10 |
| Westchester General Hospital | | | 10 | 100% | 10 |
| MC DIAGNOSTIC OF CONNECTICUT, PC #1966 | | 10 | | | 10 |
| MINUTE CLINIC DIAGNOSTIC OF NORTH CAROLINA | | 10 | | | 10 |
| OKLAHOMA STATE DEPARTMENT OF HEALTH-PUBLIC HEALTH LABORATORY | | | 10 | 100% | 10 |
| ST JOSEPH'S HOSPITAL NORTH LABORATORY | | | 10 | 100% | 10 |
| ACCESS PHARMACY | | 10 | | | 10 |
| BROWARD HEALTH CARE | | | 10 | 100% | 10 |
| VENICE GREEN VILLAGE | | 3 | 7 | 70% | 10 |
| MINUTECLINIC DIAGNOSTIC OF OHIO #3407 | | 9 | 1 | 10% | 10 |
| FAMILY HEALTH CENTER AT PORT ST JOHN | | 4 | 6 | 60% | 10 |
| SUPERIOR RESIDENCES OF CLERMONT | | 2 | 8 | 80% | 10 |
| MINUTECLINIC DIAGNOSTIC OF NORTH CAROLINA PC #5341 | | 7 | 3 | 30% | 10 |
| CVS SC7334POCT LEXINGTON | | 9 | 1 | 10% | 10 |
| WALK IN MEDICAL URGENT CARE PC | | 10 | | | 10 |
| NATURE COAST REGIONAL MEDICAL CENTER | | 1 | 9 | 90% | 10 |
| AMERICAN HOUSE FORT MYERS | | 10 | | | 10 |
| DES PLAINES CLINICAL LAB | | 3 | 7 | 70% | 10 |
| CVS CA9113POCT CHULA VISTA | | 10 | | | 10 |
| BRENNITY AT VERO BEACH, THE | | | 9 | 100% | 9 |
| NORTHSIDE HOSPITAL | | 2 | 7 | 78% | 9 |
| CHILDREN'S HEALTH CENTER INC. | | 7 | 2 | 22% | 9 |
| WADSWORTH CENTER - DAVID AXELROD INSTITUTE | | 8 | 1 | 11% | 9 |
| WHEELER LABORATORY | | 8 | 1 | 11% | 9 |
| CVS TX7162POCT HOUSTON | | 9 | | | 9 |
| FLORIDA CENTER FOR DERMATOLOGY LABORATORY | | | 9 | 100% | 9 |

COVID-19: testing by laboratory

Data through Apr 14, 2021 verified as of Apr 15, 2021 at 09:25 AM

Data in this report are provisional and subject to change.

The numbers in the table below represent the number of Florida and non-Florida residents for whom test results were received by the Department of Health. A person can be tested by more than one laboratory and can have both positive and negative results. **Therefore, the sum of the numbers in each column will be larger than the total number of people tested.**

| Reporting lab | Inconclusive | Negative | Positive | Percent positive | Total |
|---|--------------|----------|----------|------------------|-------|
| RELIANCE MEDICAL CENTER | | 5 | 4 | 44% | 9 |
| BLOOMINGDALE PEDIATRIC ASSOCIATES PA | | | 9 | 100% | 9 |
| PRECISION GENETICS | | | 9 | 100% | 9 |
| WINDSOR OF GAINESVILLE | | 9 | | | 9 |
| CVS PA233POCT NEWTOWN SQUARE | | 9 | | | 9 |
| MEDEXPRESS URGENT CARE - SWANSEA, N ILLINOIS ST | | 8 | 1 | 11% | 9 |
| SOMA MEDICAL CENTER MD PA #7 PEDIATRICS | | | 9 | 100% | 9 |
| MINUTECLINIC #2860 | | 6 | 3 | 33% | 9 |
| SOUTH FLORIDA ENT ASSOCIATES, INC | | | 9 | 100% | 9 |
| OMNI | | | 9 | 100% | 9 |
| EXPRESS TEST | | | 9 | 100% | 9 |
| PATEL MEDICAL VENTURES | | 8 | 1 | 11% | 9 |
| RIVERVIEW REGIONAL MEDICAL CENTER | | 7 | 2 | 22% | 9 |
| ST JOSEPHS HOSP OF ATLANTA/CLINIC LAB | | 8 | 1 | 11% | 9 |
| MINUTECLINIC DIAGNOSTIC OF TN PC #5671 | | 5 | 4 | 44% | 9 |
| BUENA VIDA ESTATES | | | 9 | 100% | 9 |
| NORTHWEST FLORIDA COMMUNITY HOSPITAL LABORATORY | | 8 | 1 | 11% | 9 |
| CVS TX10016POCT PRINCETON | | 9 | | | 9 |
| MEDEXPRESS URGENT CARE - FORT WORTH S | | 8 | 1 | 11% | 9 |
| MAGNOLIA MANOR | | | 9 | 100% | 9 |
| MINUTE CLINIC LLC #0169 | | 7 | 2 | 22% | 9 |
| HEALTH AND WELLNESS CENTER | | 1 | 8 | 89% | 9 |
| MICHIGAN DEPARTMENT OF COMMUNITY HEALTH | | 1 | 8 | 89% | 9 |
| IU HEALTH PATHOLOGY | | 1 | 8 | 89% | 9 |
| FAMILY PRACTICE OF DAVIE INC | | | 9 | 100% | 9 |
| PALMS WEST HOSPITAL | | | 9 | 100% | 9 |
| REMISE OCCUPATIONAL HEALTH SOLUTIONS INC | | | 9 | 100% | 9 |
| OUR HOME AT BEACON HILL | | | 9 | 100% | 9 |
| MINUTECLINIC DIANOSTIC OF VIRGINA, LL | | 8 | 1 | 11% | 9 |
| LOREY ALF | | 9 | | | 9 |
| NEMOURS CHILDREN'S PRIMARY CARE VERO BEACH | | | 9 | 100% | 9 |
| ST. CLOUD PHARMACY AND WELLNESS CENTER | | 5 | 4 | 44% | 9 |
| PENSACOLA CLUSTER | | | 9 | 100% | 9 |
| MINUTE CLINIC LLC #1448 | | 8 | 1 | 11% | 9 |
| WILLIAMSBURGH CHAI CARE | | 8 | 1 | 11% | 9 |
| JACKSONVILLE PEDIATRICS | | 3 | 6 | 67% | 9 |
| CVS RI1717POCT 1 CVS DR | | | 9 | 100% | 9 |
| WATERFORD AT CREEKSIDE, THE | | | 9 | 100% | 9 |
| ACCESS CARE MEDICAL GROUP LLC | | 2 | 7 | 78% | 9 |
| ORLANDO HEALTH PHYSICIAN GROUP INC | | 6 | 3 | 33% | 9 |
| CITYMD | | 1 | 8 | 89% | 9 |
| MINUTECLINIC DIAG OF IND, LLC #2387 | | 8 | 1 | 11% | 9 |
| Atlanta VAMC | | 6 | 3 | 33% | 9 |
| INSPIRED LIVING AT PALM BAY | | 7 | 2 | 22% | 9 |
| WALGREENS #10972 | 1 | 8 | | | 9 |
| GCPM MANUAL MICROBIOLOGY | | 1 | 8 | 89% | 9 |
| MINUTECLINIC DIAGNOSTIC OF VIRGINIA, LLC #255 | | 9 | | | 9 |

COVID-19: testing by laboratory

Data through Apr 14, 2021 verified as of Apr 15, 2021 at 09:25 AM

Data in this report are provisional and subject to change.

The numbers in the table below represent the number of Florida and non-Florida residents for whom test results were received by the Department of Health. A person can be tested by more than one laboratory and can have both positive and negative results. **Therefore, the sum of the numbers in each column will be larger than the total number of people tested.**

| Reporting lab | Inconclusive | Negative | Positive | Percent positive | Total |
|--|--------------|----------|----------|------------------|-------|
| CARENOW URGENT CARE-GREEN HILLS | | 9 | | | 9 |
| CVS NJ617POCT CEDAR GROVE | | 8 | 1 | 11% | 9 |
| THOMAS JEFFERSON UNIVERSITY HOSPITAL | | 4 | 5 | 56% | 9 |
| MINUTECLINIC #8760 | | 9 | | | 9 |
| CENTRAL JERSEY URGENT CARE | | 8 | 1 | 11% | 9 |
| DIXITKUMAR N MODI MD PA | | | 9 | 100% | 9 |
| TAPESTRY TALLAHASSEE WALDEN | | 9 | | | 9 |
| MOBILE RESPONSE DIAGNOSTICS LLC | | 8 | 1 | 11% | 9 |
| ETHOS LABORATORIES | | 7 | 2 | 22% | 9 |
| MINUTECLINIC DIAGNOSTIC OF TN PC #242 | | 6 | 3 | 33% | 9 |
| UHEALTH UNIVERSITY OF MIAMI | | | 9 | 100% | 9 |
| MEDEXPRESS ELKINS | | 9 | | | 9 |
| ST VINCENT'S CHILTON | | 7 | 2 | 22% | 9 |
| CVS DC1340POCT WASHINGTON | | 9 | | | 9 |
| PEDIATRIC HEALTH CARE ALLIANCE | | | 9 | 100% | 9 |
| MIDMICHIGAN MEDICAL CENTER | | | 9 | 100% | 9 |
| FLORIDA HOSPITAL WINTER PARK | | 7 | 2 | 22% | 9 |
| NITIN BAWA PROFESSIONAL ASSOCIATES | | | 9 | 100% | 9 |
| CARENOW URGENT CARE-MT JULIET | | 8 | 1 | 11% | 9 |
| CVS GA3766POCT DACULA | | 7 | 2 | 22% | 9 |
| MANATEE COUNTY CENTRAL JAIL | | 9 | | | 9 |
| BETTER AT HOME | | 9 | | | 9 |
| CORE OCCUPATIONAL RESOURCES, LLC | | 5 | 4 | 44% | 9 |
| WINDSOR OF SAN PABLO, THE | | 6 | 3 | 33% | 9 |
| SELECT PHYSICIANS ALLIANCE | | 9 | | | 9 |
| CVS MINUTE CLINIC DIAGNOSTIC OF KANSAS, PA | | 9 | | | 9 |
| VETERANS AFFAIRS MEDICAL CENTER - OUTPATIENT | | | 9 | 100% | 9 |
| STPET | | 7 | 2 | 22% | 9 |
| CIMA MEDICAL CENTER | | 8 | 1 | 11% | 9 |
| WESTCHESTER GENERAL HOSPITAL BLOOD GAS LAB | | | 9 | 100% | 9 |
| ENCOMPASS HOME HEALTH OF THE SOUTHEAST LLC□ | | 9 | | | 9 |
| SUNCREST OMNI | | 9 | | | 9 |
| CIAN DIAGNOSTICS | | | 9 | 100% | 9 |
| PUTNAM FAMILY CARE INC | | 3 | 6 | 67% | 9 |
| MEDICANA NURSING AND REHAB CENTER | | | 9 | 100% | 9 |
| NASCAR EVENT MANAGEMENT, LLC | | 9 | | | 9 |
| PALM BAY URGENT CARE PL | | 1 | 8 | 89% | 9 |
| WINTER PARK INTERNAL MEDICINE MD PA | | 7 | 2 | 22% | 9 |
| BAYFRONT HEALTH ST PETERSBURG | | 8 | 1 | 11% | 9 |
| KINDRED_AIMS | | 9 | | | 9 |
| FLORIDA MENTOR | | 7 | 2 | 22% | 9 |
| MONROE COUNTY FIRE RESCUE | | 8 | 1 | 11% | 9 |
| MIAMI COMPREHENSIVE MEDICINE GROUP PA | | 4 | 5 | 56% | 9 |
| NORTHSHORE UNIVERSITY HEALTHSYSTEM EVANSTON HOSPITAL LAB | | | 9 | 100% | 9 |
| MINUTE CLINIC LLC #10203 | | 7 | 2 | 22% | 9 |
| NIGHT LITE PEDIATRICS CENTER | | 1 | 8 | 89% | 9 |
| CVS CT1109POCT BETHEL | | 9 | | | 9 |

COVID-19: testing by laboratory

Data through Apr 14, 2021 verified as of Apr 15, 2021 at 09:25 AM

Data in this report are provisional and subject to change.

The numbers in the table below represent the number of Florida and non-Florida residents for whom test results were received by the Department of Health. A person can be tested by more than one laboratory and can have both positive and negative results. **Therefore, the sum of the numbers in each column will be larger than the total number of people tested.**

| Reporting lab | Inconclusive | Negative | Positive | Percent positive | Total |
|--|--------------|----------|----------|------------------|-------|
| BEAUMONT EMERGENCY CENTER | | | 9 | 100% | 9 |
| CVS PHARMACY NO 274 | | 9 | | | 9 |
| ROSEMONT GARDENS INC | | 9 | | | 9 |
| VILLAGE PLACE HEALTH AND REHAB | | 9 | | | 9 |
| MINUTE CLINIC INCORPORTE | | 9 | | | 9 |
| MEDEXPRESS URGENT CARE - BATTLE CREEK | | 6 | 3 | 33% | 9 |
| CVS CT1123POCT SOUTHBURY | | 9 | | | 9 |
| ALLIANCE HEALTH AND REHABILITATION CENTER | | 9 | | | 9 |
| ROSECASTLE | | | 9 | 100% | 9 |
| NORTHSIDE HOSPITAL DULUTH | | 8 | 1 | 11% | 9 |
| DOH-TAMPA BRANCH LABORATORY (MLK BLVD) | | 4 | 5 | 56% | 9 |
| Sunset Lake Health and Rehabilitation Center | | 8 | 1 | 11% | 9 |
| TRANSPLANT GENOMICS INC (EUROFINS) | | 9 | | | 9 |
| MINUTE CLINIC LLC #4017 | | 9 | | | 9 |
| MINUTECLINIC DIAGNOSTIC MED GRP OF CA | | 8 | 1 | 11% | 9 |
| COLLIER BLVD HMA PHYSICIAN MANAGEMENT,, LLC | | | 9 | 100% | 9 |
| Consulate Health Care of Brandon | | 7 | 2 | 22% | 9 |
| UCARE | | | 9 | 100% | 9 |
| CVS MINUTE CLINIC DIAGNOSTIC MED GRP OF SAN | | 7 | 2 | 22% | 9 |
| SYLVESTER AT PLANTATION LABORATORY | | 7 | 1 | 13% | 8 |
| OSWEGO HOSPITAL LABORATORY | | 7 | 1 | 13% | 8 |
| TRUE HEALTH | | 5 | 3 | 38% | 8 |
| GOLISANO CHILDREN'S HOSPITAL OF SOUTHWEST FLORIDA | | 6 | 2 | 25% | 8 |
| ARCHBOLD MEMORIAL HOSPITAL/LAB | | 3 | 5 | 63% | 8 |
| CVS GA2841POCT LAWRENCEVILLE | | 8 | | | 8 |
| ALBANY MEDICAL CENTER | | 7 | 1 | 13% | 8 |
| CVS NC5591POCT STATESVILLE | | 7 | 1 | 13% | 8 |
| QHG OF ENTERPRISE INC (DBA MEDICAL CTR | | 8 | | | 8 |
| EXECUTIVE MEDICAL SERVICES | | 8 | | | 8 |
| SARASOTA MEDICAL CENTER | | | 8 | 100% | 8 |
| FHPG_EXP CARE W HILLSBOROUGH | | | 8 | 100% | 8 |
| DEPARTMENT OF HEALTH- CITRUS COUNTY | | 1 | 7 | 88% | 8 |
| CARE ATC - CITY OF BOYNTON BEACH | 1 | 2 | 5 | 63% | 8 |
| LAKE PEDIATRICS | | | 8 | 100% | 8 |
| WHITE SANDS OUTPATIENT SERVICES (WSOP SERVICES LLC | | 8 | | | 8 |
| MEDEXPRESS URGENT CARE-PASADENA | | 8 | | | 8 |
| MEDEXPRESS URGENT CARE, BUTLER | | 5 | 3 | 38% | 8 |
| HOLY NAME MEDICAL CENTER | 1 | 6 | 1 | 13% | 8 |
| LONG ISLAND JEWISH FOREST HILLS HOSPITAL | | 8 | | | 8 |
| MINUTECLINIC, LLC, DBA MINUTECLINIC #4 | | 8 | | | 8 |
| CVS OH2543POCT CANFIELD | | 5 | 3 | 38% | 8 |
| MEDERI CARETENDERS VS OF SE FL LLC DBA | | 7 | 1 | 13% | 8 |
| DEPT OF VA MEDICAL CENTER - RICHMOND | | 7 | 1 | 13% | 8 |
| ADVANCED RESEARCH FOR HEALTH IMPROVEMENT | | 6 | 2 | 25% | 8 |
| MED & CO INVESTMENT LLC | | 7 | 1 | 13% | 8 |
| PALM BEACH COUNTY HEALTH DEPARTMENT LABORATORY | | | 8 | 100% | 8 |
| GOLDMAN SACHS HEALTH CENTER | 1 | 7 | | | 8 |

COVID-19: testing by laboratory

Data through Apr 14, 2021 verified as of Apr 15, 2021 at 09:25 AM

Data in this report are provisional and subject to change.

The numbers in the table below represent the number of Florida and non-Florida residents for whom test results were received by the Department of Health. A person can be tested by more than one laboratory and can have both positive and negative results. **Therefore, the sum of the numbers in each column will be larger than the total number of people tested.**

| Reporting lab | Inconclusive | Negative | Positive | Percent positive | Total |
|--|--------------|----------|----------|------------------|-------|
| HARMONIOUS HOME HEALTH, LLC | | 8 | | | 8 |
| ATLANTIC CONSOLIDATED LABORATORY | | 8 | | | 8 |
| CVS MINUTE CLINIC DIAGNOSTIC OF NEW JERSEY | | 8 | | | 8 |
| ACM MEDICAL LABORATORY ALLIANCE | | 6 | 2 | 25% | 8 |
| PBC FOUND CARE INC | | | 8 | 100% | 8 |
| MINUTECLINIC LLC #5176 | | 5 | 3 | 38% | 8 |
| MINUTECLINIC, LLC #03268 | | 7 | 1 | 13% | 8 |
| NORTHSIDE HOSPITAL ATLANTA | | 3 | 5 | 63% | 8 |
| INTERNAL MEDICINE ASSOCIATES OF JACKSON HOSPITAL | | | 8 | 100% | 8 |
| ALACHUA COUNTY HEALTH DEPARTMENT | | 1 | 7 | 88% | 8 |
| HUNTINGTON VILLAGE URGENT CARE | | 8 | | | 8 |
| DR. PHILLIPS MEDICAL WELLNESS CENTER | | 4 | 4 | 50% | 8 |
| CVS NC7213POCT MATTHEWS | | 6 | 2 | 25% | 8 |
| DIAGNOSTIC CLINIC | | 7 | 1 | 13% | 8 |
| BIOTECH PHARMACEUTICAL GROUP LLC | | | 8 | 100% | 8 |
| ST CHARLES HOSPITAL LABORATORY | | 8 | | | 8 |
| HEALTHPARK MEDICAL CTR NURSING SVC | | 8 | | | 8 |
| CHAPTERS HEALTH HOSPICE | | 8 | | | 8 |
| APEX HOME HEALTH CARE | | 7 | 1 | 13% | 8 |
| CVS MD4371POCT OCEAN CITY | | 8 | | | 8 |
| MINUTECLINIC, LLC #09202 | | 6 | 2 | 25% | 8 |
| ALL CHILDREN'S HOSPITAL | | 1 | 7 | 88% | 8 |
| LEE MEMORIAL HEALTH SYSTEM D/B/A | | 6 | 2 | 25% | 8 |
| URGENT TEAM - HUNTSVILLE | | 6 | 2 | 25% | 8 |
| CAREPOINT CLINIC | | 5 | 3 | 38% | 8 |
| FLORIDA KEYS CONCIERGE MEDICINE, LLC | | 6 | 2 | 25% | 8 |
| CVS TN7289POCT SIGNAL MOUNTAIN | | 8 | | | 8 |
| ROBERT WOOD JOHNSON HOSPITAL | | 7 | 1 | 13% | 8 |
| HEALTHMARK REGIONAL HOSPITAL LAB | | 4 | 4 | 50% | 8 |
| LIFE CARE CITRUS COUNTY | | | 8 | 100% | 8 |
| MEDEXPRESS URGENT CARE - CULPEPER | | 8 | | | 8 |
| FRESENIUS KIDNEY CARE DUNEDIN | | | 8 | 100% | 8 |
| CVS NC3319POCT CHARLOTTE | | 6 | 2 | 25% | 8 |
| CVS OH3476POCT TIPP CITY | | 7 | 1 | 13% | 8 |
| JUPITER CLINIC | | | 8 | 100% | 8 |
| MINUTECLINIC LLC #4449 | | 7 | 1 | 13% | 8 |
| X-GENE MOLECULAR LABS | | 1 | 7 | 88% | 8 |
| UNIVERSITY OF WASHINGTON MEDICAL CENTER | | | 8 | 100% | 8 |
| MINUTECLINIC DIAGNOSTIC OF NORTH CAROLINA PC #7054 | | 5 | 3 | 38% | 8 |
| JACKSON CLINIC PA,THE | | 4 | 4 | 50% | 8 |
| MINUTE CLINIC DIAGNOSTIC OF VIRGINIA, LLC #1905 | | 8 | | | 8 |
| MINUTECLINIC DIAGNOSTIC OF TN PC #386 | | 7 | 1 | 13% | 8 |
| THE WOLFF CENTER FOR CHILD & ADOLESCENT HEALTH | | | 8 | 100% | 8 |
| MONROE URGENT CARE | | 7 | 1 | 13% | 8 |
| MINUTE CLINIC DIAGNOSTIC OF MICHIGAN PC | | 8 | | | 8 |
| ORMOND BEACH CENTRA CARE | | | 8 | 100% | 8 |
| CVS OH3301POCT WOODMERE | | 8 | | | 8 |

COVID-19: testing by laboratory

Data through Apr 14, 2021 verified as of Apr 15, 2021 at 09:25 AM

Data in this report are provisional and subject to change.

The numbers in the table below represent the number of Florida and non-Florida residents for whom test results were received by the Department of Health. A person can be tested by more than one laboratory and can have both positive and negative results. **Therefore, the sum of the numbers in each column will be larger than the total number of people tested.**

| Reporting lab | Inconclusive | Negative | Positive | Percent positive | Total |
|--|--------------|----------|----------|------------------|-------|
| DORAL URGENT CARE | | | 8 | 100% | 8 |
| MINUTECLINIC #788 | | 7 | 1 | 13% | 8 |
| VERMONT DEPARTMENT OF HEALTH | | 1 | 7 | 88% | 8 |
| ALLEGRO - TAMPA | 1 | 4 | 3 | 38% | 8 |
| NORTH PINELLAS CHILDRENS MEDICAL CENTER INC | | | 8 | 100% | 8 |
| BAPTIST OUTPATIENT | | | 8 | 100% | 8 |
| MEDEXPRESS URGENT CARE - TARENTUM | | 6 | 2 | 25% | 8 |
| Nashville Central Laboratory | | 8 | | | 8 |
| MINUTE CLINIC #8979 | | 7 | 1 | 13% | 8 |
| MEDEXPRESS URGENT CARE - MIDLOTHIAN | | 7 | 1 | 13% | 8 |
| NEOGENOMICS LABORATORIES, INC | | 8 | | | 8 |
| SOUTHEASTERN PEDIATRIC ASSOCIATES | | | 8 | 100% | 8 |
| SURGOINSVILLE PHARMACY | | 8 | | | 8 |
| NORTHEAST ALABAMA REGIONAL MEDICAL CENTER | | 5 | 3 | 38% | 8 |
| FLORIDA HEART AND VASCULAR MULTISPECIALTY GROUP | | 8 | | | 8 |
| HEWLETT URGENT CARE, PLLC | | 8 | | | 8 |
| FHCP-ORANGE CITY | | | 8 | 100% | 8 |
| MINUTECLINIC, LLC #05038 | | 8 | | | 8 |
| SYNEXUS CLINICAL RESEARCH US INC | | 2 | 6 | 75% | 8 |
| CVS MD1881POCT DUNKIRK | | 8 | | | 8 |
| DOTHAN PEDIATRIC CLINIC | | | 8 | 100% | 8 |
| LOVELACE MEDICAL CENTER | | 8 | | | 8 |
| CIGNA ONSITE HEALTH LLC | | 2 | 6 | 75% | 8 |
| CHIEFLAND MEDICAL CENTER | | 1 | 7 | 88% | 8 |
| The Grand at Rome Nursing and Rehabilitation | | 8 | | | 8 |
| SARAH LAWRENCE COLLEGE HEALTH SERVICES | | 8 | | | 8 |
| MINUTECLINIC DIAGNOSTIC OF NEVADA #87 | | 4 | 4 | 50% | 8 |
| ELLIS HOSPITAL LABORATORY | | 7 | 1 | 13% | 8 |
| PUTNAM COUNTY EMERGENCY RESCUE SERVICE | | 5 | 3 | 38% | 8 |
| LAKE CONWAY URGENT CARE LLC | | 2 | 6 | 75% | 8 |
| ST CLOUD PHYSICIAN MANAGMENT LLC | | 7 | 1 | 13% | 8 |
| SLOPESIDE LABS AND TESTING, LLC - THE HIDEOUT AT BUTTERMILK MOUNTAIN | | 8 | | | 8 |
| VAIL VALLEY MEDICAL CENTER | | | 8 | 100% | 8 |
| HEALTHY MINORS PEDIATRIC URGENT CARE | | 7 | 1 | 13% | 8 |
| MEDEXPRESS URGENT CARE - CLARKSBURG | | 7 | 1 | 13% | 8 |
| PARTNERS PHARMACY OF FLORIDA LLC | | 8 | | | 8 |
| MINUTE CLINIC DIAG OF IND LLC #8674 | | 8 | | | 8 |
| CVS PA1074POCT KENNETT SQUARE | | 7 | 1 | 13% | 8 |
| NORTHDALE REHABILITATION CENTER | | | 8 | 100% | 8 |
| FOUNTAINVIEW BY FIVE STAR QUALITY CARE | | 7 | 1 | 13% | 8 |
| GENE STREET LABORATORIES, LLC | | 6 | 2 | 25% | 8 |
| VENICE REGIONAL MEDICAL CENTER | | | 8 | 100% | 8 |
| SUPREME LABORATORY | | | 8 | 100% | 8 |
| CAYUGA COUNTY HEALTH DEPARTMENT | | 7 | 1 | 13% | 8 |
| JOHN T MATHER MEMORIAL HOSPITAL LABORATORY | | 7 | 1 | 13% | 8 |
| LEMOYNE COLLEGE WELLNESS CENTER FOR | | 8 | | | 8 |
| MONTEFIORE MEDICAL CENTER LABORATORIES - NORTH | | 8 | | | 8 |

COVID-19: testing by laboratory

Data through Apr 14, 2021 verified as of Apr 15, 2021 at 09:25 AM

Data in this report are provisional and subject to change.

The numbers in the table below represent the number of Florida and non-Florida residents for whom test results were received by the Department of Health. A person can be tested by more than one laboratory and can have both positive and negative results. **Therefore, the sum of the numbers in each column will be larger than the total number of people tested.**

| Reporting lab | Inconclusive | Negative | Positive | Percent positive | Total |
|--|--------------|----------|----------|------------------|-------|
| EP LTC PHARMACY | | 6 | 2 | 25% | 8 |
| SEA LEVEL LABS | | | 8 | 100% | 8 |
| JX REF LAB | | | 8 | 100% | 8 |
| CONSULATE HEALTH CARE | | 7 | 1 | 13% | 8 |
| MINUTECLINIC DIAGNOSTIC OF OHIO #7790 | | 6 | 2 | 25% | 8 |
| MEDEXPRESS URGENT CARE - MT LEBANON | | 5 | 3 | 38% | 8 |
| ST. JOSEPH HOSPITAL AND HEALTH CARE INC. | | | 8 | 100% | 8 |
| INTERVENTIONAL REHABILITATION OF SOUTH FLORIDA | | | 8 | 100% | 8 |
| MODMD LABORATORY | | 8 | | | 8 |
| DOCTOR'S IN HOUSE LAB | | | 8 | 100% | 8 |
| ALLINA HEALTH - ABBOTT NORTHWESTERN HOSPITAL | | 5 | 3 | 38% | 8 |
| PACIFICA SUNRISE☐ | | | 8 | 100% | 8 |
| INTERNAL MEDICINE AND AESTHETICS OF NAPLES LLC | | 8 | | | 8 |
| MARINA ISLE ASSISTED LIVING | | 8 | | | 8 |
| CVS MO8556POCT KANSAS CITY | | 7 | 1 | 13% | 8 |
| MAGNOLIA PEDIATRICS GROUP LLC | | | 8 | 100% | 8 |
| MID-HUDSON VALLEY DIVISION OF WESTCHESTER MEDICAL | | 8 | | | 8 |
| LAB UNKNOW | | 6 | 2 | 25% | 8 |
| NOVADX | | 2 | 6 | 75% | 8 |
| WELLIGENT | | 1 | 7 | 88% | 8 |
| BLOOMING GARDENS OF CARE INC | | 8 | | | 8 |
| BARTON PARKER OD PC | | 8 | | | 8 |
| GENEUS DIAGNOSTICS | | | 8 | 100% | 8 |
| HARBORCHASE OF DR PHILLIPS | | 7 | 1 | 13% | 8 |
| CAPRONA GROUP HOME | | 2 | 6 | 75% | 8 |
| CVS TX7827POCT ROUND ROCK | | 8 | | | 8 |
| Florida Clinical Laboratory | | 1 | 7 | 88% | 8 |
| BEECHTREE MOLECULAR LAB LLC | | | 8 | 100% | 8 |
| DOH JACKSONVILLE CENTRAL LABORATORY | | 3 | 5 | 63% | 8 |
| ORLANDO FAMILY PHYSICIANS | | | 8 | 100% | 8 |
| COMPREHENSIVE CLINICAL RESEARCH, LLC | | | 8 | 100% | 8 |
| MINUTECLINIC DIAGNOSTIC OF SC, LLC #7 | | 6 | 2 | 25% | 8 |
| DOCTOR'S IN-HOUSE LAB/COMMUNITY HEALTH CENTERS OF PINELLAS – CLEARWATE | | | 8 | 100% | 8 |
| URGENT CARE OF LONGWOOD | | 1 | 7 | 88% | 8 |
| CLEARWATER PEDIATRIC CARE | | 1 | 7 | 88% | 8 |
| CVS GA7064POCT STOCKBRIDGE | | 7 | | | 7 |
| MINUTECLINIC LLC # 3401 | | 7 | | | 7 |
| MEDEXPRESS URGENT CARE MORGANTOWN | | 7 | | | 7 |
| TRUE HEALTH DIAGNOSTICS | | 1 | 6 | 86% | 7 |
| CVS PA2582POCT SPRINGFIELD | | 5 | 2 | 29% | 7 |
| GULF COAST PEDIATRICS OF SARASOTA PA | | 1 | 6 | 86% | 7 |
| MINUTECLINIC DIAGNOSTIC OF VIRGINIA, LLC #1656 | | 7 | | | 7 |
| NORTH FLORIDA MEDICAL CENTERS INC | | 1 | 6 | 86% | 7 |
| CVS SC2736POCT MURRELLS INLET | | 6 | 1 | 14% | 7 |
| OCALA FAMILY MEDICAL CENTER | | 7 | | | 7 |
| ALL 4 KIDZ PEDIATRICS | | 5 | 2 | 29% | 7 |
| DOCTORS CLINICAL LABORATORY, INC | | 5 | 2 | 29% | 7 |

COVID-19: testing by laboratory

Data through Apr 14, 2021 verified as of Apr 15, 2021 at 09:25 AM

Data in this report are provisional and subject to change.

The numbers in the table below represent the number of Florida and non-Florida residents for whom test results were received by the Department of Health. A person can be tested by more than one laboratory and can have both positive and negative results. **Therefore, the sum of the numbers in each column will be larger than the total number of people tested.**

| Reporting lab | Inconclusive | Negative | Positive | Percent positive | Total |
|---|--------------|----------|----------|------------------|-------|
| CARESOUTH HHA HOLDINGS OF TALLAHASSEE LLC | | 7 | | | 7 |
| Grace Rehabilitation of Vero Beach | | 7 | | | 7 |
| MIAMI BEACH COMMUNITY HEALTH CENTER INC | | | 7 | 100% | 7 |
| CVS HEALTH, #1994 | | 5 | 2 | 29% | 7 |
| WOMENS CARE FLORIDA LLC | | 5 | 2 | 29% | 7 |
| BROOKDALE LAKE ORIENTA | | | 7 | 100% | 7 |
| NYU WINTHROP HOSPITAL PATHOLOGY | | 7 | | | 7 |
| CVS NC7057POCT SHELBY | | 5 | 2 | 29% | 7 |
| BALTIMORE CITY HEALTH DEPT COMMUNICABLE DISEASES AND EPIDEMIOLOGY | | | 7 | 100% | 7 |
| COMMUNITY MEDICAL AND DENTAL CARE INC | | 7 | | | 7 |
| Ocoee Health Care Center | | 7 | | | 7 |
| KANSAS DEPARTMENT OF HEALTH | | 2 | 5 | 71% | 7 |
| MEDEXPRESS URGENT CARE - HOT SPRINGS | | 7 | | | 7 |
| WYOMING COUNTY COMMUNITY HOSPITAL LABORATORY | | 7 | | | 7 |
| YAZJI PEDIATRIC CARE LLC DBA TUKA PEDIATRICS | | | 7 | 100% | 7 |
| ABBHEY MANOR RETIREMENT RESIDENCE INC | | 7 | | | 7 |
| LAKE CITY CORRECTIONAL FACILITY | | | 7 | 100% | 7 |
| EL PARAISO HOME INC | | 7 | | | 7 |
| NEMOURS CHILDREN'S HOSPITAL | | | 7 | 100% | 7 |
| PENN MEDICINE PRINCETON MEDICAL CENTER | | 6 | 1 | 14% | 7 |
| MINUTECLINIC DIAGNOSTIC OF OHIO #4401 | | 7 | | | 7 |
| MINUTECLINIC MINUTECLINIC #8505 | | 5 | 2 | 29% | 7 |
| DALLAS COUNTY HEALTH AND HUMAN SERVICES | | | 7 | 100% | 7 |
| MEDEXPRESS URGENT CARE - WILLIAMSPORT | | 6 | 1 | 14% | 7 |
| MEDEXPRESS URGENT CARE - GLENDALE | | 7 | | | 7 |
| NOVANT HEALTH INPATIENT CARE | | 2 | 5 | 71% | 7 |
| QUE | | 4 | 3 | 43% | 7 |
| LEVY COUNTY SHERRIF'S DEPT | | | 7 | 100% | 7 |
| FLORIDA PREMIER MEDICAL CARE PA | | | 7 | 100% | 7 |
| Robert Wood Johnson University Hospital | | 5 | 2 | 29% | 7 |
| WALGREENS #06416 | | 7 | | | 7 |
| PEDIATRICS OF CENTRAL FLORIDA | | 5 | 2 | 29% | 7 |
| OCALA REGIONAL KIDNEY CENTER EAST | | 2 | 5 | 71% | 7 |
| VICTORIAN MANOR | | 2 | 5 | 71% | 7 |
| MAXHEALTH | | 5 | 2 | 29% | 7 |
| DASCENA LABORATORY | | | 7 | 100% | 7 |
| MEDEXPRESS URGENT CARE-DUBOIS | | 7 | | | 7 |
| MINUTECLINIC MINUTECLINIC #4977 | | 4 | 3 | 43% | 7 |
| CVS NJ836POCT RUNNEMEDE | | 7 | | | 7 |
| CVS OH3458POCT BEAVERCREEK | | 7 | | | 7 |
| LISTENING DOCTOR PLLC, THE | | 1 | 6 | 86% | 7 |
| PERSONAL PHYSICIAN CARE PA | | | 7 | 100% | 7 |
| Parkside Villa | | 7 | | | 7 |
| WATAUGA MEDICAL CENTER | | 4 | 3 | 43% | 7 |
| GMR EVENT SERVICES LLC DBA CROWDRX | | 7 | | | 7 |
| FAMILY MEDICINE MEDICAL DRIVE | | 7 | | | 7 |
| DELAWARE DEPARTMENT OF HEATH | | 6 | 1 | 14% | 7 |

COVID-19: testing by laboratory

Data through Apr 14, 2021 verified as of Apr 15, 2021 at 09:25 AM

Data in this report are provisional and subject to change.

The numbers in the table below represent the number of Florida and non-Florida residents for whom test results were received by the Department of Health. A person can be tested by more than one laboratory and can have both positive and negative results. **Therefore, the sum of the numbers in each column will be larger than the total number of people tested.**

| Reporting lab | Inconclusive | Negative | Positive | Percent positive | Total |
|--|--------------|----------|----------|------------------|-------|
| JUPITER ISLAND PUBLIC SAFETY | | 5 | 2 | 29% | 7 |
| MINUTECLINIC DIAG OF IND LLC #8651 | | 6 | 1 | 14% | 7 |
| LIZS ADULT CARE | | 7 | | | 7 |
| KEYSTONE PLACE AT NAPLES PRESERVE | | 4 | 3 | 43% | 7 |
| WALGREENS #04176 | | 5 | 2 | 29% | 7 |
| CVS PHARMACY #8800 | | 5 | 2 | 29% | 7 |
| MINUTE-CLINIC DIAGNOSTIC OF VIRGINIA, LLC #794 | | 6 | 1 | 14% | 7 |
| ENTRUST IMMEDIATE CARE | | | 7 | 100% | 7 |
| CVS OH3080POCT HUBER HEIGHTS | | 6 | 1 | 14% | 7 |
| DIAGNOSTIC & MEDICAL SPECIALISTS OF GREENWICH | | 5 | 2 | 29% | 7 |
| TESTD | | | 7 | 100% | 7 |
| KENDALL REGIONAL MEDICAL CNTR | | | 7 | 100% | 7 |
| NORTHERN DUTCHESS HOSPITAL LABORATORY | | 5 | 2 | 29% | 7 |
| MINUTECLINIC, LLC #1796 | | 6 | 1 | 14% | 7 |
| RANDOLPH DIABETES AND WELLNESS | | 6 | 1 | 14% | 7 |
| DOCTOR'S IN-HOUSE LAB/COMMUNITY HEALTH CENTERS OF PINELLAS –PINELLAS P | | | 7 | 100% | 7 |
| HERNANDO PASCO HOSPICE INC | | 6 | 1 | 14% | 7 |
| MINUTE CLINIC DIAGNOSTIC OF PENNSYLVANIA | | 7 | | | 7 |
| CVS MA594POCT FALMOUTH | | 6 | 1 | 14% | 7 |
| Lenox on the Lake | | | 7 | 100% | 7 |
| CVS NY549POCT RIDGEWOOD | | 4 | 3 | 43% | 7 |
| MEDEXPRESS URGENT CARE-NESHANNOCK TWP | | 6 | 1 | 14% | 7 |
| MANATEE PEDIATRICS | | | 7 | 100% | 7 |
| RIVER OAKS TREATMENT CENTER | | | 7 | 100% | 7 |
| CLAY PRIMARY & FAMILY CARE LLC | | | 7 | 100% | 7 |
| HEALTH CARE LABORATORY SERVICES | | 1 | 6 | 86% | 7 |
| FRESENIUS KIDNEY CARE FORT WALTON BEACH | | | 7 | 100% | 7 |
| ADVENT HEALTH APOPKA | | 3 | 4 | 57% | 7 |
| WEXFORD HEALTH SOURCES INC | | 7 | | | 7 |
| DOTHAN WEST FAMILY MEDICINE | | 5 | 2 | 29% | 7 |
| ST CHARLES BEND LABORATORY | | 6 | 1 | 14% | 7 |
| TERRACINA LLC | | 1 | 6 | 86% | 7 |
| MEDEXPRESS URGENT CARE-PETERS TWP | | 6 | 1 | 14% | 7 |
| MEDEXPRESS URGENT CARE, JOHNSTOWN | | 6 | 1 | 14% | 7 |
| CVS TX4397POCT CYPRESS | | 7 | | | 7 |
| PENINSULA CARE AND REHABILITATION CENTER | | | 7 | 100% | 7 |
| LYNMOORE,THE | | 7 | | | 7 |
| FLORIDA DIGESTIVE AND LIVER SPECIALIST | | 7 | | | 7 |
| GLEN FALLS HOSPITAL DEPARTMENT OF PATHOLOGY | | 6 | 1 | 14% | 7 |
| PRIMARY CARE SPECIALISTS OF ORLANDO | | 7 | | | 7 |
| FLORIDA CANCER SPECIALISTS & RESEARCH INSTITUTE | | 6 | 1 | 14% | 7 |
| CUMBERLAND HEIGHTS | | 7 | | | 7 |
| MEDEXPRESS URGENT CARE - BLUEFIELD | | 6 | 1 | 14% | 7 |
| CVS MD2956POCT NEW MARKET | | 6 | 1 | 14% | 7 |
| FIRST PHYSICIANS GROUP - LORRAINE CORNERS | | 7 | | | 7 |
| SUPERIOR RESIDENCES AT CALA HILLS | | 7 | | | 7 |
| MEDEXPRESS URGENT CARE - STAUNTON | | 3 | 4 | 57% | 7 |

COVID-19: testing by laboratory

Data through Apr 14, 2021 verified as of Apr 15, 2021 at 09:25 AM

Data in this report are provisional and subject to change.

The numbers in the table below represent the number of Florida and non-Florida residents for whom test results were received by the Department of Health. A person can be tested by more than one laboratory and can have both positive and negative results. **Therefore, the sum of the numbers in each column will be larger than the total number of people tested.**

| Reporting lab | Inconclusive | Negative | Positive | Percent positive | Total |
|---|--------------|----------|----------|------------------|-------|
| MINUTE-CLINIC DIAGNOSTIC OF VIRGINIA, | | 7 | | | 7 |
| Baptist Village Retirement Communities | | 7 | | | 7 |
| LONGWOOD FAMILY MEDICINE | | 1 | 6 | 86% | 7 |
| FHMG_FM AND IM AVALON PARK | | 2 | 5 | 71% | 7 |
| COMPASSION PEDIATRICS | | 3 | 4 | 57% | 7 |
| FLORIDA SCHOOL FOR THE DEAF AND THE BLIND | | | 7 | 100% | 7 |
| ST. LUCIE COUNTY HEALTH DEPARTMENT | | 5 | 2 | 29% | 7 |
| BIRMINGHAM VAMC | | 3 | 4 | 57% | 7 |
| AVON PARK PEDIATRICS | | | 7 | 100% | 7 |
| FLORIDA HOSPITAL APOPKA | | 6 | 1 | 14% | 7 |
| CVS MA6505POCT NEWTON | | 7 | | | 7 |
| MC DIAGNOSTIC OF CONNECTICUT, PC #114 | | 7 | | | 7 |
| CVS NC2313POCT RALEIGH | | 6 | 1 | 14% | 7 |
| FHPG_EXP CARE PALM HARBOR | | | 7 | 100% | 7 |
| GAINESVILLE PEDIATRIC ASSOCIATES | | 1 | 6 | 86% | 7 |
| FLORIDA HOSPITAL KISSIMMEE | | 4 | 3 | 43% | 7 |
| MINUTECLINIC DIAG OF IND LLC #6998 | | 6 | 1 | 14% | 7 |
| CVS SC2250POCT COLUMBIA | | 7 | | | 7 |
| LAWTON CHILES HEALTH CENTER | | 1 | 6 | 86% | 7 |
| LEPE'S HOUSE | | | 7 | 100% | 7 |
| HELIX MEDICAL CENTERS | | 1 | 6 | 86% | 7 |
| MINUTECLINIC DIAGNOSTIC OF KANSAS PA | | 7 | | | 7 |
| MERCY HEALTH—MUSKEGON | | 6 | 1 | 14% | 7 |
| CVS GA2147POCT KENNESAW | | 5 | 2 | 29% | 7 |
| SOUTHEAST GEORGIA HEALTH SYSTEM, INC D | | 7 | | | 7 |
| LEE COUNTY HEALTH DEPARTMENT | | 4 | 3 | 43% | 7 |
| NELSON BIOLOGICAL | | | 7 | 100% | 7 |
| IAN C BOYKIN MD | | 4 | 3 | 43% | 7 |
| Thermopolis Rehabilitation Wellness | | 7 | | | 7 |
| PEDIATRICS URGENT CARE, LLC | | | 7 | 100% | 7 |
| GENTRY PARK ORLANDO ASSISTED LIVING | | 6 | 1 | 14% | 7 |
| CVS IL8747POCT CHICAGO | | 7 | | | 7 |
| CVS NV9841POCT RENO | | 4 | 3 | 43% | 7 |
| SOUTH COM HEALTH CLINIC, DEPT. OF THE ARMY | | 7 | | | 7 |
| CVS GA2236POCT WOODSTOCK | | 7 | | | 7 |
| PANCARE HEALTH - HOSFORD SCHOOL | | | 7 | 100% | 7 |
| SCHOOL OF PHARMACY AND PHARMACEUTICAL | | 7 | | | 7 |
| CRESTWOOD MEDICAL CENTER | | 5 | 2 | 29% | 7 |
| MINUTECLINIC DIAGNOSTIC OF RHODE ISLAN | | 7 | | | 7 |
| WILDLIGHT LAB | | | 7 | 100% | 7 |
| WALGREENS #04569 | | 6 | 1 | 14% | 7 |
| GRACE REHABILITATION CENTER OF VERO BEACH | | 4 | 3 | 43% | 7 |
| CARENOW URGENT CARE-MADISON | | 7 | | | 7 |
| Rutgers Health Rwj University Hospital - Laboratory | | 4 | 3 | 43% | 7 |
| WEST DADE PEDIATRICS | | | 7 | 100% | 7 |
| CVS NM8918POCT ALBUQUERQUE | | 7 | | | 7 |
| LOUISIANA DEPT OF HEALTH | | | 7 | 100% | 7 |

COVID-19: testing by laboratory

Data through Apr 14, 2021 verified as of Apr 15, 2021 at 09:25 AM

Data in this report are provisional and subject to change.

The numbers in the table below represent the number of Florida and non-Florida residents for whom test results were received by the Department of Health. A person can be tested by more than one laboratory and can have both positive and negative results. **Therefore, the sum of the numbers in each column will be larger than the total number of people tested.**

| Reporting lab | Inconclusive | Negative | Positive | Percent positive | Total |
|--|--------------|----------|----------|------------------|-------|
| GALLUP INDIAN MEDICAL CENTER | | 7 | | | 7 |
| PANCARE HEALTH - KATE SMITH ELEMENTARY | | 1 | 6 | 86% | 7 |
| COMPLETE FAMILY CARE, LLC/UNIVERSITY OF SAINT MARY | | 7 | | | 7 |
| PALM GARDEN OF SUN CITY | | | 7 | 100% | 7 |
| GRACE WELLNESS CENTER LLC | | 6 | 1 | 14% | 7 |
| CVS PA4077POCT BELLE VERNON | | 7 | | | 7 |
| CVS MINUTE CLINIC DIAG OF IND LLC #5206 | | 6 | 1 | 14% | 7 |
| OWL NOW URGENT CARE | | | 7 | 100% | 7 |
| MEDEXPRESS URGENT CARE PORT HURON | | 6 | 1 | 14% | 7 |
| MEDEXPRESS URGENT CARE - HOLLINS | | 7 | | | 7 |
| CARENOW URGENT CARE-SOUTHLAKE | | | 7 | 100% | 7 |
| HEARTLAND PEDIATRICS OF LAKE PLACID | | | 7 | 100% | 7 |
| OPTUM PRIMARY CARE - FOUNTAIN OAKS | | 3 | 4 | 57% | 7 |
| EMBRY-RIDDLE AERONAUTICAL UNIVERSITY HEALTH | | | 7 | 100% | 7 |
| ECLRS | | 2 | 5 | 71% | 7 |
| HOLY GARDEN ALF, INC. | | 7 | | | 7 |
| MINUTECLINIC, LLC #03965 | | 7 | | | 7 |
| BOCA BIOLISTICS LLC | | | 7 | 100% | 7 |
| GO PATH LABORATORIES | | | 7 | 100% | 7 |
| MEDEXPRESS URGENT CARE - STATE COLLEGE | | 5 | 2 | 29% | 7 |
| NASSAU UNIVERSITY MEDICAL CENTER DEPT | | 6 | 1 | 14% | 7 |
| BRADENTON PHYSICIANS MEDICAL CENTER | | | 7 | 100% | 7 |
| IRL MARKET LAB | | | 7 | 100% | 7 |
| AHMG LAKE NONA PRIMARY CARE | | 7 | | | 7 |
| EASTERN FLORIDA STATE COLLEGE - PALM BAY CAMPUS | | | 7 | 100% | 7 |
| PROVIDENCE LABORATORY SERVICES | | 7 | | | 7 |
| BAYSHORE POINTE NURSING AND REHAB CENTER | | | 6 | 100% | 6 |
| CURATIVE CARE CENTER INC | | 1 | 5 | 83% | 6 |
| BROWARD COUNTY HEALTH DEPT. | | | 6 | 100% | 6 |
| TERENCE B MITCHELL MD, INC | | 2 | 4 | 67% | 6 |
| PHYSICIANS FOR CHILDREN | | | 6 | 100% | 6 |
| MEDEXPRESS URGENT CARE SHADYSIDE | | 5 | 1 | 17% | 6 |
| CVS TX1104POCT ALLEN | | 6 | | | 6 |
| THE CLINIC PREMISE HEALTH | | | 6 | 100% | 6 |
| PUBLIC HEALTH LAB | | 6 | | | 6 |
| PALMETTO HEALTH ALLIANCE | | 3 | 3 | 50% | 6 |
| REDMED OF CROSSTOWN | | 3 | 3 | 50% | 6 |
| PANCARE HEALTH - ALTHA PUBLIC | | | 6 | 100% | 6 |
| PROGRESS PHARMACY INC | | 1 | 5 | 83% | 6 |
| ADVENTHEALTH MEDICAL GROUP INTERNAL MEDICINE AT | | 2 | 4 | 67% | 6 |
| ATLANTIC COMMUNITY HIGH SCHOOL | | 5 | 1 | 17% | 6 |
| RAPID MEDLAB (004MO) | | 5 | 1 | 17% | 6 |
| FLORIDA DEPARTMENT OF HEALTH SEMINOLE COUNTY | | 1 | 5 | 83% | 6 |
| Kroger 673 - The Little Clinic Dallas | | 5 | 1 | 17% | 6 |
| SOUTHEASTERN DERMATOLOGY GROUP PA | | 5 | 1 | 17% | 6 |
| CVS TN4624POCT KNOXVILLE | | 5 | 1 | 17% | 6 |
| FLORIDA HEALTHCARE OF ORLANDO | | 1 | 5 | 83% | 6 |

COVID-19: testing by laboratory

Data through Apr 14, 2021 verified as of Apr 15, 2021 at 09:25 AM

Data in this report are provisional and subject to change.

The numbers in the table below represent the number of Florida and non-Florida residents for whom test results were received by the Department of Health. A person can be tested by more than one laboratory and can have both positive and negative results. **Therefore, the sum of the numbers in each column will be larger than the total number of people tested.**

| Reporting lab | Inconclusive | Negative | Positive | Percent positive | Total |
|---|--------------|----------|----------|------------------|-------|
| CVS PA1296POCT DREXEL HILL | | 4 | 2 | 33% | 6 |
| QUICK CARE MED WALK IN AND URGENT CARE | | | 6 | 100% | 6 |
| MAXCARE CLINIC | | | 6 | 100% | 6 |
| MEDEXPRESS URGENT CARE-HERSHEY | | 5 | 1 | 17% | 6 |
| LEWIS COUNTY MANOR | | 6 | | | 6 |
| FAMILY CARE MEDICAL CENTER | | | 6 | 100% | 6 |
| ADVANCED URGENT CARE OF MARATHON | | 1 | 5 | 83% | 6 |
| LPG COCONUT POINT - FAMILY/ INTERNAL MEDICINE | | 6 | | | 6 |
| TAMIAMI LAB MILLENIUM | | | 6 | 100% | 6 |
| NU WAVE MEDICAL CENTER | | | 6 | 100% | 6 |
| BOONE DRUG & HEALTHCARE AT DEERFIELD | | | 6 | 100% | 6 |
| COVID TESTING LLC | | | 6 | 100% | 6 |
| ENIGMA DIAGNOSTIC, INC. | | | 6 | 100% | 6 |
| MCR HEALTH LAWTON CHILES ADMINISTRATION STE A | | 1 | 5 | 83% | 6 |
| CVS NV2928POCT LAS VEGAS | | 6 | | | 6 |
| MEDEXPRESS URGENT CARE - WEIRTON | | 6 | | | 6 |
| CVS PA1379POCT LANSDALE | | 5 | 1 | 17% | 6 |
| FLORIDA WOMAN CARE LABORATORY | | | 6 | 100% | 6 |
| MINUTECLINIC 7196 | | 5 | 1 | 17% | 6 |
| WELLSTAR WEST GEORGIA MEDICAL CENTER | | 6 | | | 6 |
| SUNSHINE STATE DIALYSIS | | | 6 | 100% | 6 |
| MEDEXPRESS URGENT CARE-PITTSFIELD | | 6 | | | 6 |
| AMERICAN HEALTH ASSOC. LABORATORY SOUTH | | 4 | 2 | 33% | 6 |
| MILLER COUNTY HOSPITAL | | 6 | | | 6 |
| MEDEXPRESS URGENT CARE - HUNTINGTON WE | | 6 | | | 6 |
| SOUTHERN OCEAN MEDICAL CENTER | | 6 | | | 6 |
| BNR PHARMACY INC | | 6 | | | 6 |
| CENTREX CLINICAL LABS INC | | 6 | | | 6 |
| BROWARD TRANSITIONAL CENTER | | | 6 | 100% | 6 |
| PENN NURSING CENTER | | 6 | | | 6 |
| FIRST COAST CARDIOVASCULAR INSTITUTE PA | | | 6 | 100% | 6 |
| COVID RAPID LABS | | 1 | 5 | 83% | 6 |
| CVS SC5479POCT INDIAN LAND | | 6 | | | 6 |
| SKR MEDICAL ADVISORS | | 6 | | | 6 |
| BETH ISRAEL DEACONESS MEDICAL CENTER | | | 6 | 100% | 6 |
| MINUTECLINIC DIAGNOSTIC OF VIRGINIA, LLC | | 6 | | | 6 |
| MIAMI RESCUE MISSION CLINIC INC | | | 6 | 100% | 6 |
| CVS PA813POCT RICHBORO | | 6 | | | 6 |
| GENESIS FAMILY PRACTICE | | 3 | 3 | 50% | 6 |
| MINUTECLINIC DIAGNOSTIC OF KENTUCKY | | 6 | | | 6 |
| CALIFORNIA DEPARTMENT OF PUBLIC HEALTH | | 1 | 5 | 83% | 6 |
| MEDEXPRESS URGENT CARE-MUNCIE | | 6 | | | 6 |
| MEDEXPRESS URGENT CARE - PRINCETON | | 5 | 1 | 17% | 6 |
| CVS MI8049POCT WATERFORD | | 5 | 1 | 17% | 6 |
| MOULTRIE CREEK NURSING AND REHAB | | | 6 | 100% | 6 |
| TIMBER CREEK PEDIATRICS | | 6 | | | 6 |
| VIERA PEDIATRICS | | 1 | 5 | 83% | 6 |

COVID-19: testing by laboratory

Data through Apr 14, 2021 verified as of Apr 15, 2021 at 09:25 AM

Data in this report are provisional and subject to change.

The numbers in the table below represent the number of Florida and non-Florida residents for whom test results were received by the Department of Health. A person can be tested by more than one laboratory and can have both positive and negative results. **Therefore, the sum of the numbers in each column will be larger than the total number of people tested.**

| Reporting lab | Inconclusive | Negative | Positive | Percent positive | Total |
|--|--------------|----------|----------|------------------|-------|
| BAYSIDE URGENT CARE CENTER INC | | | 6 | 100% | 6 |
| MERCY COLLEGE HEALTH OFFICE | | 6 | | | 6 |
| MARCO ISLAND MEDICAL CENTER | | | 6 | 100% | 6 |
| MY WELLNESS EXPRESS | | | 6 | 100% | 6 |
| ELITE MEDICAL CENTER | | 1 | 5 | 83% | 6 |
| MINUTECLINIC DIAGNOSTIC OF SC, LLC #4 | | 6 | | | 6 |
| MEDEXPRESS URGENT CARE - WAXAHACHIE, N HIGHWAY 77 | | 4 | 2 | 33% | 6 |
| CDRX INFUSION | | | 6 | 100% | 6 |
| FLORIDA DEPARTMENT OF HEALTH IN SARASOTA COUNTY | | 5 | 1 | 17% | 6 |
| ASCENSION ST VINCENT'S CLAY COUNTY | | | 6 | 100% | 6 |
| XPRESS URGENT CARE LLC | | 6 | | | 6 |
| URGENT TEAM - MUSCLE SHOALS | | 6 | | | 6 |
| CVS NJ2815POCT E BRUNSWICK | | 4 | 2 | 33% | 6 |
| PRINCETON BMC LABORATORY | | 6 | | | 6 |
| MANATEE MEMORIAL HOSPITAL CLINICAL LABORATORY | | | 6 | 100% | 6 |
| BENEVA LAKES HEALTHCARE & REHAB CENTER | | | 6 | 100% | 6 |
| CVS PA5241POCT CHALFONT | | 6 | | | 6 |
| PAUL GRECO MD CONCIERGE MEDICAL SERVICES PL | | 6 | | | 6 |
| CVS NC6402POCT DAVIDSON | | 4 | 2 | 33% | 6 |
| VILLAGES HEALTH, THE | | 4 | 2 | 33% | 6 |
| MEDEXPRESS URGENT CARE - YORK | | 3 | 3 | 50% | 6 |
| KAILOS GENETICS INC | | 4 | 2 | 33% | 6 |
| JOSEF SCHENKER, MD, PC | | 6 | | | 6 |
| FLEET LANDING | | | 6 | 100% | 6 |
| IVY ROSEN MD PLLC | | 6 | | | 6 |
| CVS IN3975POCT JEFFERSONVILLE | | 3 | 3 | 50% | 6 |
| CHILDREN'S HOSPITAL OF PHILADELPHIA | | 5 | 1 | 17% | 6 |
| NORTH FLORIDA PEDIATRICS JASPER | | | 6 | 100% | 6 |
| CVS IN6713POCT BLOOMINGTON | | 6 | | | 6 |
| INDIANA STATE DEPARTMENT OF HEALTH LABORATORIES | | | 6 | 100% | 6 |
| MEDEXPRESS - NEWARK | | 6 | | | 6 |
| MINUTECLINIC DIAG OF IND LLC #1138 | | 5 | 1 | 17% | 6 |
| PR HEALTH | | 1 | 5 | 83% | 6 |
| BROOKDALE CLERMONT | | | 6 | 100% | 6 |
| LAKEVIEW TERRACE HOME HEALTH SERVICES LLC | | | 6 | 100% | 6 |
| NORTHSIDE GWINNETT HOSPITAL | | 5 | 1 | 17% | 6 |
| BETHESDA COMMUNITY HEALTH CENTER | | | 6 | 100% | 6 |
| STATEN ISLAND CHAI CARE | | 5 | 1 | 17% | 6 |
| TEXAS MEDCLINIC | | | 6 | 100% | 6 |
| MINUTECLINIC MINUTECLINIC #921 | | 6 | | | 6 |
| LUMADOC HEALTH | | 4 | 2 | 33% | 6 |
| BOCA VIPEDIATRICS | | | 6 | 100% | 6 |
| URGENT TEAM - NASHVILLE | | 5 | 1 | 17% | 6 |
| Northwell Lab | | 2 | 4 | 67% | 6 |
| JERSEY SHORE MEDICAL CENTER | | 6 | | | 6 |
| DEPARTMENT OF HEALTH AND HUMAN SERVICES STATE OF NEW HAMPSHIRE | | | 6 | 100% | 6 |
| MEDEXPRESS URGENT CARE - IRVING | | 6 | | | 6 |

COVID-19: testing by laboratory

Data through Apr 14, 2021 verified as of Apr 15, 2021 at 09:25 AM

Data in this report are provisional and subject to change.

The numbers in the table below represent the number of Florida and non-Florida residents for whom test results were received by the Department of Health. A person can be tested by more than one laboratory and can have both positive and negative results. **Therefore, the sum of the numbers in each column will be larger than the total number of people tested.**

| Reporting lab | Inconclusive | Negative | Positive | Percent positive | Total |
|---|--------------|----------|----------|------------------|-------|
| MEDEXPRESS URGENT CARE - LEDGEWOOD | | 5 | 1 | 17% | 6 |
| Advanced Care Center | | | 6 | 100% | 6 |
| CAPITAL HEALTH PLAN LABORATORIES | | | 6 | 100% | 6 |
| HUNTERS CREEK PEDIATRICS | | 6 | | | 6 |
| HOLLY HILL HOME INFUSION SERVICE | | 5 | 1 | 17% | 6 |
| THE PALMS REHABILITATION AND HEALTHCARE CENTER | | 5 | 1 | 17% | 6 |
| ELITE MD GROUP INC | | 2 | 4 | 67% | 6 |
| CVS MINUTE CLINIC DIAGNOSTIC OF TEXAS | | 5 | 1 | 17% | 6 |
| RIVER CITY PRIMARY AND URGENT CARE | | | 6 | 100% | 6 |
| PREMIER FAMILY HEALTH PA | | | 6 | 100% | 6 |
| AARK LABORATORY | | 6 | | | 6 |
| CVS TX8322POCT AUSTIN | | 6 | | | 6 |
| CENTRAL FLORIDA PRIMARY CARE | | | 6 | 100% | 6 |
| SAINT PETER'S UNIVERSITY HOSPITAL | | 6 | | | 6 |
| ANTHONY-BROWN PHARMACY | | 6 | | | 6 |
| MINUTECLINIC, LLC #1452 | | 6 | | | 6 |
| ADVENTHEALTH CELEBRATION EMPLOYEE CLINIC | | 6 | | | 6 |
| Centrastate Medical Center | | 5 | 1 | 17% | 6 |
| CVS MA957POCT WEST SPRINGFIELD | | 6 | | | 6 |
| PLEASANTVILLE OF SEBASTIAN LLC | | | 6 | 100% | 6 |
| FYZAMEDICAL, LLC | | 6 | | | 6 |
| PHYSICIANS URGENT CARE BERRY FARMS | | 4 | 2 | 33% | 6 |
| FAMILY TREE PRIMARY CARE | | 5 | 1 | 17% | 6 |
| AFC/DOCTORS EXPRESS NORTH BERGEN | | 4 | 2 | 33% | 6 |
| DIXIE COUNTY EMERGENCY SERVICES | | | 6 | 100% | 6 |
| COMPASSION PEDIATRIC URGENT CARE LLC | | 2 | 4 | 67% | 6 |
| UT MEMPHIS UNIVERSITY HEALTH SERVICES | | | 6 | 100% | 6 |
| SCOTTS PHARMACY | | 5 | 1 | 17% | 6 |
| DANIEL M LIBBY MD PLLC | | 6 | | | 6 |
| FLORIDA DEPARTMENT OF HEALTH IN MIAMI DADE COUNTY | | 5 | 1 | 17% | 6 |
| CVS NATIONAL HARBOR MD2297714CV | | 6 | | | 6 |
| LOS ALAMOS NATIONAL LABORATORY | | 6 | | | 6 |
| MOUNT SINAI BROOKLYN LABORATORY | | 5 | 1 | 17% | 6 |
| MINUTE CLINIC LLC #1909 | | 6 | | | 6 |
| CVS CA9721POCT ARCADIA | | 6 | | | 6 |
| LRHS Southeastern University | | 4 | 2 | 33% | 6 |
| COMPUNET CLINICAL LAB | | | 6 | 100% | 6 |
| HELIX KH UC | | 1 | 5 | 83% | 6 |
| MINUTE CLINIC DIAGNOSTIC OF VIRGINIA, LLC #7543 | | 6 | | | 6 |
| CVS NC5532POCT SUMMERFIELD | | 6 | | | 6 |
| URGENT CARE HOUSECALLS PA | | 5 | 1 | 17% | 6 |
| WG WINDSOR WOODS SH LLC | | 6 | | | 6 |
| MEDEXPRESS URGENT CARE - RICHMOND, NINE MILE RD | | 5 | 1 | 17% | 6 |
| SV DIAGNOSTIC LAB | | | 6 | 100% | 6 |
| UNILAB | | 2 | 4 | 67% | 6 |
| TREASURE COAST INFECTIOUS DISEASE CONSULTANTS | | 3 | 3 | 50% | 6 |
| ALL4KIDZ PEDIATRICS LLC | | 3 | 3 | 50% | 6 |

COVID-19: testing by laboratory

Data through Apr 14, 2021 verified as of Apr 15, 2021 at 09:25 AM

Data in this report are provisional and subject to change.

The numbers in the table below represent the number of Florida and non-Florida residents for whom test results were received by the Department of Health. A person can be tested by more than one laboratory and can have both positive and negative results. **Therefore, the sum of the numbers in each column will be larger than the total number of people tested.**

| Reporting lab | Inconclusive | Negative | Positive | Percent positive | Total |
|--|--------------|----------|----------|------------------|-------|
| MEDICAL CENTER AT OCEAN REEF | | 1 | 5 | 83% | 6 |
| Oakwood - North Baldwins Center for Living | | 6 | | | 6 |
| EXPICARE NURSING AGENCY, INC | | 5 | 1 | 17% | 6 |
| CAMELLIA AT DEERWOOD | | 2 | 4 | 67% | 6 |
| MEDI PARTNERS OF S FLORIDA LLC | | 6 | | | 6 |
| ARLINGTON OF NAPLES | | 6 | | | 6 |
| CVS SC5550POCT CLOVER | | 5 | 1 | 17% | 6 |
| AMERICAN MEDICAL RESPONSE - DENVER | | 3 | 3 | 50% | 6 |
| ALL CHILDREN'S HOSPITAL DEPT OF GENERAL PEDIATRICS | | | 6 | 100% | 6 |
| BAYCARE ALLIANT HOSPITAL | | | 6 | 100% | 6 |
| WIREGRASS MEDICAL CENTER | | | 6 | 100% | 6 |
| ADVENT HEALTH - TUSKAWILLA | | 4 | 2 | 33% | 6 |
| UT SOUTHWESTERN MEDICAL CENTER | | | 6 | 100% | 6 |
| CAREWELL 301 - WARWICK | | | 6 | 100% | 6 |
| TULLAHOMA HMA, LLC | | 5 | 1 | 17% | 6 |
| CAPE CORAL URGENT CARE | | 3 | 3 | 50% | 6 |
| PROHEALTH MED | | 1 | 5 | 83% | 6 |
| LEE COMMUNITY HEALTHCARE INC DUNBAR | | 6 | | | 6 |
| MEDEXPRESS URGENT CARE - ELM GROVE | | 5 | 1 | 17% | 6 |
| GUTHRIE MEDICAL GROUP LABORATORIES | | 6 | | | 6 |
| MINUTECLINIC DIAGNOSTIC OF TN PC #442 | | 4 | 2 | 33% | 6 |
| CVS OH6123POCT CINCINNATI | | 4 | 2 | 33% | 6 |
| MAINE DEPARTMENT OF HEALTH AND HUMAN SERVICES | | | 6 | 100% | 6 |
| New York Harbor Harbor HCS - Brooklyn Campus | | 6 | | | 6 |
| MEDEXPRESS URGENT CARE - MBURG COMMONS | | 5 | 1 | 17% | 6 |
| MEDEXPRESS - WILMINGTON CONCORD PIKE | | 5 | 1 | 17% | 6 |
| WELLSTAR ATLANTA MEDICAL CENTER LABORA | | 5 | 1 | 17% | 6 |
| CLINICAL CARE ASSOCIATES | | | 6 | 100% | 6 |
| DISCOVERY VILLAGE AT DEERWOOD | | | 6 | 100% | 6 |
| PATHGROUP LABS, LLC | | 4 | 2 | 33% | 6 |
| PALM HARBOR DERMATOLOGY | | 4 | 2 | 33% | 6 |
| MD NOW MEDICAL CENTER | | | 6 | 100% | 6 |
| CONCENTRA | | | 6 | 100% | 6 |
| CVS IN6654POCT INDIANAPOLIS | | 5 | 1 | 17% | 6 |
| CVS TX2263POCT SAN ANTONIO | | 6 | | | 6 |
| AMERICAN EAGLE LEESBURG AL LLC DBA VISTA LAKE | | | 6 | 100% | 6 |
| SANTOS REHABILITATION CENTER INC | | | 6 | 100% | 6 |
| MINUTECLINIC DIAGNOSTICS OF IND LLC | | 3 | 3 | 50% | 6 |
| UNILAB OF DADE INC | | | 6 | 100% | 6 |
| GENTLE MEDICINE ASSOCIATES / DR. REGINE BATAILLE | | 6 | | | 6 |
| CVS KY4779POCT LOUISVILLE | | 4 | 2 | 33% | 6 |
| MINUTECLINIC LLC #5041 | | 2 | 4 | 67% | 6 |
| Kennedy University Hospital | | 5 | 1 | 17% | 6 |
| CITIZENS BAPTIST MEDICAL CENTERS LAB | | 5 | 1 | 17% | 6 |
| MINUTECLINIC DIAGNOSTIC OF OHIO #2964 | | 6 | | | 6 |
| OVIEDO CHILDRENS HEALTH CENTER LLC | | 1 | 5 | 83% | 6 |
| PRESBYTERIAN HOME | | 6 | | | 6 |

COVID-19: testing by laboratory

Data through Apr 14, 2021 verified as of Apr 15, 2021 at 09:25 AM

Data in this report are provisional and subject to change.

The numbers in the table below represent the number of Florida and non-Florida residents for whom test results were received by the Department of Health. A person can be tested by more than one laboratory and can have both positive and negative results. **Therefore, the sum of the numbers in each column will be larger than the total number of people tested.**

| Reporting lab | Inconclusive | Negative | Positive | Percent positive | Total |
|--|--------------|----------|----------|------------------|-------|
| FLORIDA MEDICAL SPECIALISTS | | 2 | 4 | 67% | 6 |
| Madison Health & Rehabilitation | | 6 | | | 6 |
| MARSHALL MEDICAL CENTER SOUTH LAB | | 5 | 1 | 17% | 6 |
| WAKEMED | | 1 | 5 | 83% | 6 |
| NEUROSCIENCE AND SPINE ASSOCIATES, PL | | 5 | 1 | 17% | 6 |
| RURAL HEALTH CARE INC | | | 6 | 100% | 6 |
| ALLEGRO FLEMING ISLAND | | 1 | 5 | 83% | 6 |
| CARESOUTH HHA HOLDINGS OF THE BAY AREA LLC□ | | 6 | | | 6 |
| THE WINDSOR OF OCALA | | 2 | 4 | 67% | 6 |
| SHEEPSHEAD BAY URGENT CARE | | 6 | | | 6 |
| Enterprise Health and Rehabilitation Center | | 5 | | | 5 |
| MARION COUNTY FIRE RESCUE | | 3 | 2 | 40% | 5 |
| CARENOW URGENT CARE - CENTRAL AUSTIN | | 1 | 4 | 80% | 5 |
| DEPARTMENT OF HEALTH AND HUMAN SERVICES LANSING | | | 5 | 100% | 5 |
| MEDEXPRESS - COLLINSVILLE BELT LINE | | 3 | 2 | 40% | 5 |
| KEYSTONE REHABILITATION AND HEALTH CENTER | | 1 | 4 | 80% | 5 |
| PREMIER PEDIATRICS | | 1 | 4 | 80% | 5 |
| PUTNAM HOSPITAL CENTER LABORATORY | | 5 | | | 5 |
| CAREHERE LCS- EUSTIS | | | 5 | 100% | 5 |
| BOROPARK URGENT CARE | | 4 | 1 | 20% | 5 |
| MEDICAL UNIVERSITY SC HOSPITAL | | | 5 | 100% | 5 |
| CVS AZ9210POCT SCOTTSDALE | | 5 | | | 5 |
| OCCMED SOLUTIONS | | 2 | 3 | 60% | 5 |
| MINUTECLINIC DIAGNOSTIC OF OHIO #6139 | | 5 | | | 5 |
| NORTH DADE NURSING AND REHABILITATION CENTER | | | 5 | 100% | 5 |
| ADVENTHEALTH MEDICALGROUP PEDIATRICS AT ORLANDO | | 5 | | | 5 |
| QUATRACOR PLLC | | 5 | | | 5 |
| BAPTIST HEALTH - TOWN CENTER | | | 5 | 100% | 5 |
| MINUTECLINIC DIAG OF IND, LLC #6648 | | 3 | 2 | 40% | 5 |
| Kroger 449 - The Little Clinic Mountain Park | | 4 | 1 | 20% | 5 |
| LAKE MARY HEALTH AND REHABILITATION CENTER | | 1 | 4 | 80% | 5 |
| ELDER ALTERNATIVES INC | | 3 | 2 | 40% | 5 |
| MINUTECLINIC DIAGNOSTIC OF PENNSYLVANIA, LLD #1545 | | 5 | | | 5 |
| MINUTECLINIC, LLC #1431 | | 4 | 1 | 20% | 5 |
| OURMED | | 4 | 1 | 20% | 5 |
| CELEBRATION PEDIATRICS PA | | | 5 | 100% | 5 |
| VEIL VALLEY MEDICAL CENTER | | | 5 | 100% | 5 |
| MINIUTECLINIC DIAG OF IND, LLC #6553 | | 5 | | | 5 |
| MEDEXPRESS URGENT CARE HUNTINGTON | | 5 | | | 5 |
| UF HEALTH PATHOLOGY LABORATORIES | | | 5 | 100% | 5 |
| THE DOCTORS CENTER HEALTHCARE-SOUTHSIDE | | 1 | 4 | 80% | 5 |
| CVS NJ862POCT MARLBORO | | 5 | | | 5 |
| Englewood Health Care Center | | 5 | | | 5 |
| CVS MO10053POCT SAINT PETERS | | 5 | | | 5 |
| CVS PA10034POCT PITTSBURGH | | 5 | | | 5 |
| FRANCES WARDE MEDICAL LABORATORY | | 2 | 3 | 60% | 5 |
| ST BARNABAS HOSPITAL | | 5 | | | 5 |

COVID-19: testing by laboratory

Data through Apr 14, 2021 verified as of Apr 15, 2021 at 09:25 AM

Data in this report are provisional and subject to change.

The numbers in the table below represent the number of Florida and non-Florida residents for whom test results were received by the Department of Health. A person can be tested by more than one laboratory and can have both positive and negative results. **Therefore, the sum of the numbers in each column will be larger than the total number of people tested.**

| Reporting lab | Inconclusive | Negative | Positive | Percent positive | Total |
|---|--------------|----------|----------|------------------|-------|
| LABS PLUS LLC | | 5 | | | 5 |
| PM PEDIATRICS OF SELDEN | | 3 | 2 | 40% | 5 |
| WINCHESTER MEDICAL CENTER | | | 5 | 100% | 5 |
| UNIVERSITY OF MIAMI / SCCC RESEARCH LABORATORY | | | 5 | 100% | 5 |
| CVS IN8669POCT INDIANAPOLIS | | 4 | 1 | 20% | 5 |
| MINUTECLINIC, DIAGNOSTIC OF TEXAS, LLC | | 5 | | | 5 |
| NORTHERN MICHIGAN UNIVERSITY ATHLETICS | | 5 | | | 5 |
| SIGNATURE URGENT CARE | | | 5 | 100% | 5 |
| CHAMPLAIN VALLEY PHYSICIANS HOSPITAL | | 3 | 2 | 40% | 5 |
| SEASIDE MANOR | | | 5 | 100% | 5 |
| REGIONAL MEDICAL CENTER BAYONET POINT | | | 5 | 100% | 5 |
| CVS OH2518POCT COLUMBUS | | 4 | 1 | 20% | 5 |
| FLORIDA CLINICAL LABORATORY - BIOREFERENCE LABORATORIES | | 2 | 3 | 60% | 5 |
| HAWTHORNE HEALTH AND REHABILITATION | | | 5 | 100% | 5 |
| CVS NC3803POCT MOORESVILLE | | 5 | | | 5 |
| QUEST DIAGNOSTICS PSC | | 1 | 4 | 80% | 5 |
| CLEVELAND CLINIC MARTIN HEALTH NURSING & RESTORATIVE | | 5 | | | 5 |
| NATURE COAST PRIMARY CARE LAB LLC | | 1 | 4 | 80% | 5 |
| TRUSTBRIDGE | | | 5 | 100% | 5 |
| UCF STUDENT HEALTH SERVICES LABORATORY | | 2 | 3 | 60% | 5 |
| PIEDMONT HOSPITAL LAB | | | 5 | 100% | 5 |
| WATERTOWN URGENT CARE PLLC | | 5 | | | 5 |
| APOLLO GARDENS RETIREMENT RESIDENCE CARE | | 5 | | | 5 |
| RHEA MEDICAL CENTER | | 5 | | | 5 |
| FINLAY | | 1 | 4 | 80% | 5 |
| MEDEXPRESS URGENT CARE FOX CHAPEL | | 5 | | | 5 |
| DIAGNOSTECHS | | 4 | 1 | 20% | 5 |
| ENT AND ALLERGY ASSOCIATES OF FLORIDA, LLC | | | 5 | 100% | 5 |
| UPMC HEALTH SYSTEM | | 4 | 1 | 20% | 5 |
| PREMIER MEDICAL LABORATORY | 1 | 2 | 2 | 40% | 5 |
| DAVISON HEALTH CENTER WESLEYAN UNIVERS | | 5 | | | 5 |
| INNOVATIVE COVID-DIVERSEY | | | 5 | 100% | 5 |
| FLORIDA HOSPITAL LAKE MARY | | 5 | | | 5 |
| HENDRY REGIONAL CONVENIENT CARE CENTER | | | 5 | 100% | 5 |
| BAYCARE MEDICAL GROUP, INC | | 5 | | | 5 |
| CVS MA1852POCT MEDWAY | | 5 | | | 5 |
| CVS TX5877POCT PEARLAND | | 5 | | | 5 |
| BREVARD FAMILY WALK IN CLINIC | | | 5 | 100% | 5 |
| PEDIATRICS OF CENTRAL FLORIDA – POINCIANA | | 3 | 2 | 40% | 5 |
| INDIAN RIVER PRIMARY CARE PA | | 5 | | | 5 |
| TOXUSALABS DBA CONNECTDX LABS | | 4 | 1 | 20% | 5 |
| RUSH UNIVERSITY MEDICAL CENTER LABORATORY | | | 5 | 100% | 5 |
| PHYSICIANS IMMEDIATE CARE ELGIN | | | 5 | 100% | 5 |
| AEL KNOXVILLE | | | 5 | 100% | 5 |
| FOUNDCARE, INC | | | 5 | 100% | 5 |
| DISCOVERY VILLAGE AT STUART | | 2 | 3 | 60% | 5 |
| MEDEXPRESS URGENT CARE MURRYSVILLE | | 3 | 2 | 40% | 5 |

COVID-19: testing by laboratory

Data through Apr 14, 2021 verified as of Apr 15, 2021 at 09:25 AM

Data in this report are provisional and subject to change.

The numbers in the table below represent the number of Florida and non-Florida residents for whom test results were received by the Department of Health. A person can be tested by more than one laboratory and can have both positive and negative results. **Therefore, the sum of the numbers in each column will be larger than the total number of people tested.**

| Reporting lab | Inconclusive | Negative | Positive | Percent positive | Total |
|---|--------------|----------|----------|------------------|-------|
| KETTERING HEALTH | | | 5 | 100% | 5 |
| CITRUS HEALTH NETWORK INC | | 2 | 3 | 60% | 5 |
| THONOTOSASSA COMMUNITY HEALTH CENTER | | 1 | 4 | 80% | 5 |
| PM PEDIATRICS OF BAYSIDE PLLC | | 5 | | | 5 |
| PELICAN LANDING | | 1 | 4 | 80% | 5 |
| Samuel S. Stratton VAMC | | 5 | | | 5 |
| THE RETREAT AT PORT ORANGE | | | 5 | 100% | 5 |
| SOUTH BEND MEDICAL FOUNDATION | | | 5 | 100% | 5 |
| WHITE WILSON MEDICAL CENTER - FWB | | 1 | 4 | 80% | 5 |
| HENDRY/GLADES COUNTY HEALTH DEPARTMENT | | 4 | 1 | 20% | 5 |
| COPELAND MEDICAL CLINIC | | 3 | 2 | 40% | 5 |
| EGL GENETICS DIAGNOSTICS | | | 5 | 100% | 5 |
| MINUTECLINIC DIAG OF IND LLC #6840 | | 5 | | | 5 |
| WILSON PEDIATRICS | | | 5 | 100% | 5 |
| ST VINCENTS AMBULATORY CARE INC | | 3 | 2 | 40% | 5 |
| MINUTECLINIC #2797 | | 5 | | | 5 |
| MASSASHUSETTS STATE LAB INSTITUTE | | 2 | 3 | 60% | 5 |
| BEACH HOUSE | | 5 | | | 5 |
| LIVING WATERS MEDICAL CENTER | | | 5 | 100% | 5 |
| SAFETY HARBOR SENIOR LIVING | | | 5 | 100% | 5 |
| MINUTE CLINIC, LLC #1434 | | 5 | | | 5 |
| CVS TN7698POCT KNOXVILLE | | 5 | | | 5 |
| LAKE COUNTY DETENTION CENTER | | 3 | 2 | 40% | 5 |
| MEDEXPRESS URGENT CARE - LOGAN | | 5 | | | 5 |
| ADVENT HEALTH MEDICAL GROUP | | 4 | 1 | 20% | 5 |
| QUINTON MEMORIAL HEALTH CARE CENTER | | 5 | | | 5 |
| MEDEXPRESS URGENT CARE - MOUNTAIN HOME | | 4 | 1 | 20% | 5 |
| PIEDMONT HENRY HOSPITAL, INC | | 5 | | | 5 |
| FRESENIUS MEDICAL CARE | | | 5 | 100% | 5 |
| CVS CA9606POCT TEMECULA | | 5 | | | 5 |
| MIAMI MEDICAL CONSULTANT PA | | | 5 | 100% | 5 |
| REHABILITATION CENTER AT JUPITER GARDENS | | 5 | | | 5 |
| STEUBEN COUNTY PUBLIC HEALTH | | 5 | | | 5 |
| MARTHA A PRICE MD PA | | 2 | 3 | 60% | 5 |
| AUGUSTA HEALTH | | | 5 | 100% | 5 |
| LIFEPLUS HEALTHCARE GROUP INC | | 5 | | | 5 |
| Hillspring of Springboro | | 5 | | | 5 |
| PRL NYC PANDEMIC RESPONSE LAB | | | 5 | 100% | 5 |
| GEISINGER MEDICAL CENTER | | 2 | 3 | 60% | 5 |
| MCKENZIE-WILLAMETTE MEDICAL CENTER LAB | | 5 | | | 5 |
| SCIENCE CARE | | | 5 | 100% | 5 |
| MINUTECLINIC DIAG OF IND, LLC #6910 | | 5 | | | 5 |
| INFECTION CONTROL/ EMPHEALTH | | 3 | 2 | 40% | 5 |
| MINUTECLINIC DIAGNOSTIC OF OHIO #6147 | | 4 | 1 | 20% | 5 |
| ATLANTIC SURGERY CENTER OF JACKSONVILLE BEACH | | 5 | | | 5 |
| FALLSBURG CHAI | | 5 | | | 5 |
| CARL R DARNALL ARMY MEDICAL CENTER | | | 5 | 100% | 5 |

COVID-19: testing by laboratory

Data through Apr 14, 2021 verified as of Apr 15, 2021 at 09:25 AM

Data in this report are provisional and subject to change.

The numbers in the table below represent the number of Florida and non-Florida residents for whom test results were received by the Department of Health. A person can be tested by more than one laboratory and can have both positive and negative results. **Therefore, the sum of the numbers in each column will be larger than the total number of people tested.**

| Reporting lab | Inconclusive | Negative | Positive | Percent positive | Total |
|---|--------------|----------|----------|------------------|-------|
| WESTMINSTER SHORES | | | 5 | 100% | 5 |
| DEPARTMENT OF HEALTH AND HUMAN SERVICES DIVISION OF BEHAVIORAL HEALTH | | 1 | 4 | 80% | 5 |
| MINUTECLINIC MINUTECLINIC #3665 | | 5 | | | 5 |
| NORTHSIDE MEDICAL CENTER | | 5 | | | 5 |
| SJH | | | 5 | 100% | 5 |
| EASTCHESTER PEDIATRIC MEDICAL GROUP | | 5 | | | 5 |
| DAVENPORT PEDIATRICS PA | | 1 | 4 | 80% | 5 |
| FIFTH AVENUE PEDIATRICS | | 3 | 2 | 40% | 5 |
| CVS AZ10150POCT PHOENIX | | 4 | 1 | 20% | 5 |
| MINUTECLINIC, LLC #07852 | | 4 | 1 | 20% | 5 |
| JUPITER ISLAND MEDICAL CLINIC INC | | 5 | | | 5 |
| CAREATC, INC. | | | 5 | 100% | 5 |
| MINNESOTA DEPARTMENT OF HEALTH PUBLIC HEALTH LABORATORY DIVISION | 1 | | 4 | 80% | 5 |
| CELERION | | | 5 | 100% | 5 |
| AHC Decatur County | | 5 | | | 5 |
| SUTTER TRACY COMMUNITY HOSPITAL | | | 5 | 100% | 5 |
| NORTHPORT MEDICAL CENTER LAB | | 5 | | | 5 |
| ST JOHNS BIOMEDICAL LAB | | 5 | | | 5 |
| Walker BaptistMedCtr | | 4 | 1 | 20% | 5 |
| OMNICARE PHARMACY OFTEXAS 1, LP DBA OMNICARE | | 5 | | | 5 |
| INVESCLINIC US, LLC | | 5 | | | 5 |
| NORTH SHORE HEMATOLOGY-ONCOLOGY ASSOCIATES, PC | | 5 | | | 5 |
| CAPE COD HOSPITAL | | | 5 | 100% | 5 |
| MEASE CONTINUING CARE | | 3 | 2 | 40% | 5 |
| LAFAYETTE NURSING AND REHAB | | | 5 | 100% | 5 |
| CLINICAL PATHOLOGY LABORATORIES | | | 5 | 100% | 5 |
| GREENVILLE MEMORIAL HOSPITAL LAB | | | 5 | 100% | 5 |
| CVS PA2688POCT COLLEGEVILLE | | 5 | | | 5 |
| PEDIATRICS OF ALTAMONTE | | 5 | | | 5 |
| INVERNESS FAMILY CARE HIGH RISK PLLC | | | 5 | 100% | 5 |
| MD NOW MEDICAL CENTER INC | | | 5 | 100% | 5 |
| CVS GA2279POCT SUWANEE | | 5 | | | 5 |
| ADVANCED PEDIATRICS OF BOCA LLC | | | 5 | 100% | 5 |
| DOCTORS HOSPITAL OF AUGUSTA | | 5 | | | 5 |
| AHF PUBLIC HEALTH LABORATORY | | | 5 | 100% | 5 |
| CFP PHYSICIANS GROUP | | | 5 | 100% | 5 |
| PRECISION LABS LLC | | 2 | 3 | 60% | 5 |
| CVS MD1515POCT LEONARDTOWN | | 4 | 1 | 20% | 5 |
| LAKEVIEW HEALTHCARE SYSTEM LLC | | | 5 | 100% | 5 |
| EAST BANK HOSPITAL - UNIVERSITY OF MINNESOTA MEDICAL CENTER | | | 5 | 100% | 5 |
| CENTRAL JERSEY URGENT CARE OF BROWN MI | | 5 | | | 5 |
| BAPTIST HOSPITAL EMPLOYEE HEALTH OFF | | | 5 | 100% | 5 |
| CVS MA507POCT LEOMINSTER | | 4 | 1 | 20% | 5 |
| CVS TX7821POCT LEAGUE CITY | | 5 | | | 5 |
| MINUTECLINIC, LLC #7139 | | 5 | | | 5 |
| MEDEXPRESS URGENT CARE - BECKLEY CROSS | | 4 | 1 | 20% | 5 |
| DICKSON MEDICAL ASSOCIATES PC PATH LAB | | 4 | 1 | 20% | 5 |

COVID-19: testing by laboratory

Data through Apr 14, 2021 verified as of Apr 15, 2021 at 09:25 AM

Data in this report are provisional and subject to change.

The numbers in the table below represent the number of Florida and non-Florida residents for whom test results were received by the Department of Health. A person can be tested by more than one laboratory and can have both positive and negative results. **Therefore, the sum of the numbers in each column will be larger than the total number of people tested.**

| Reporting lab | Inconclusive | Negative | Positive | Percent positive | Total |
|--|--------------|----------|----------|------------------|-------|
| URGENT CARE COASTAL GA | | | 5 | 100% | 5 |
| JOSEPH SCHENKER MD PC | | 5 | | | 5 |
| URGENT CARE OF ERWIN | | 5 | | | 5 |
| DOCTORS HOSPITAL LAB MEDICAL OFFICE BUILDING | | | 5 | 100% | 5 |
| PINECREST PEDIATRICS GROUP LLC | | | 5 | 100% | 5 |
| PRINCIPLE HOSPICE SERVICE, LLC | | | 5 | 100% | 5 |
| CVS MINUTE CLINIC DIAGNOSTIC MED GRP OF CAL | | 5 | | | 5 |
| MEDEXPRESS URGENT CARE LAVALE | | 5 | | | 5 |
| SEACOAST PATHOLOGY PROFESSIONAL ASSOC | | 5 | | | 5 |
| JOE DIMAGGIO CHILDREN'S HOSPITAL | | 1 | 4 | 80% | 5 |
| Hiawatha Care Center | | 5 | | | 5 |
| LPG PEDIATRICS AT CAPE CORAL | | 5 | | | 5 |
| MEDEXPRESS URGENT CARE- COLUMBIA HEIGH | | 5 | | | 5 |
| CVS MA1022POCT CAMBRIDGE | | 5 | | | 5 |
| CVS TX10140POCT THE WOODLANDS | | 5 | | | 5 |
| TANNER MEDICAL CENTER EAST AL | | 5 | | | 5 |
| MORGAN STANLEY HEALTH CENTER | | 5 | | | 5 |
| MIZELL MEMORIAL HOSPITAL | | | 5 | 100% | 5 |
| LAKE NONA PEDIATRICS IN ASSOCIATION WITH NEMOURS | | 5 | | | 5 |
| ATLANTA PLUS URGENT CARE | | | 5 | 100% | 5 |
| ALPHADERA LABS, LLC | | | 5 | 100% | 5 |
| EAST CENTRAL FLORIDA OUT PATIENT IMAGING | | | 5 | 100% | 5 |
| CVS ME329POCT PORTLAND | | 5 | | | 5 |
| BIOTECH CLINICAL LABORATORY | | | 5 | 100% | 5 |
| COOPER HOSPITAL/UNIVERSITY MEDICAL | | 5 | | | 5 |
| SEMINOLE COUNTY CORRECTIONAL FACILITY | | 1 | 4 | 80% | 5 |
| ADVENTHEALTH CAR CENTER APOPKA | | | 5 | 100% | 5 |
| UW MEDICINE VIROLOGY LAB | | | 5 | 100% | 5 |
| LEVY COUNTY DEPT. OF PUBLIC SAFETY | | 2 | 3 | 60% | 5 |
| CULVER-STOCKTON COLLEGE | | 5 | | | 5 |
| MINUTECLINIC DIAG OF IND, LLC #8645 | | 5 | | | 5 |
| THE LITTLE CLINIC | | | 5 | 100% | 5 |
| NOVANT HEALTH UVA | | 2 | 3 | 60% | 5 |
| ELITE CARE | | | 5 | 100% | 5 |
| RIVERVIEW ALF OPERATOR LLC | | | 5 | 100% | 5 |
| ARKANSAS DEPARTMENT OF HEALTH | | | 5 | 100% | 5 |
| CVS MA1095POCT AMHERST | | 4 | 1 | 20% | 5 |
| HEALTHCARE NETWORK OF SOUTHWEST FLORIDA | | | 5 | 100% | 5 |
| WEST PACIFIC MEDICAL LABORATORY | | | 5 | 100% | 5 |
| CVS SC1540POCT MYRTLE BEACH | | 4 | 1 | 20% | 5 |
| NORTHWOOD UNIVERSITY-BENNETT SPORTS CENTER | | 5 | | | 5 |
| Bon Secours Place | | 4 | 1 | 20% | 5 |
| GULF COAST VETERANS HCS PANAMA CITY OPC | | 5 | | | 5 |
| REELFOOT FAMILY WALK IN CLINIC | | 4 | 1 | 20% | 5 |
| Kroger 099 - The Little Clinic Fort Collins | | 5 | | | 5 |
| OHIO DEPARTMENT OF HEALTH | | | 5 | 100% | 5 |
| DOCS URGENT CARE | | 1 | 4 | 80% | 5 |

COVID-19: testing by laboratory

Data through Apr 14, 2021 verified as of Apr 15, 2021 at 09:25 AM

Data in this report are provisional and subject to change.

The numbers in the table below represent the number of Florida and non-Florida residents for whom test results were received by the Department of Health. A person can be tested by more than one laboratory and can have both positive and negative results. **Therefore, the sum of the numbers in each column will be larger than the total number of people tested.**

| Reporting lab | Inconclusive | Negative | Positive | Percent positive | Total |
|--|--------------|----------|----------|------------------|-------|
| MED EXPRESS URGENT CARE PC - MARYLAND | | 4 | 1 | 20% | 5 |
| RELIANT IMMUNE DIAGNOSTICS | | | 5 | 100% | 5 |
| HUNT CLUB MEDICAL CARE | | | 5 | 100% | 5 |
| Highland Pines Health and Rehab | | 5 | | | 5 |
| CYPRESS CREEK MEDICAL CENTER | | | 5 | 100% | 5 |
| BROOKDALE NEW PORT RICHEY | | | 5 | 100% | 5 |
| FLORIDA PRIMARY & SPECIALTY CARE | | 5 | | | 5 |
| CVS NV408817POCT LAS VEGAS | | 1 | 4 | 80% | 5 |
| FLORIDA PRIMARY CARE AND SPORTS MEDICINE INC | | 2 | 3 | 60% | 5 |
| ALLIANCE FOR MULTISPECIALTY RESEARCH | | 5 | | | 5 |
| BLUETAIL MEDICAL GROUP, LLC | | 4 | 1 | 20% | 5 |
| EAST SIDE CLINICAL LABORATORY | | 4 | 1 | 20% | 5 |
| Life Care Center of Estero | | | 5 | 100% | 5 |
| MD ANDERSON CANCER CENTER DI BAY AREA | | | 5 | 100% | 5 |
| OPTUMCARE FLORIDA, LLC | | 3 | 2 | 40% | 5 |
| MEDICAL CENTER OF BLOUNTSTOWN | | | 5 | 100% | 5 |
| PATIENT FIRST - LEESBURG | | | 5 | 100% | 5 |
| FRESENIUS KIDNEY CARE SOUTH ORLANDO | | | 5 | 100% | 5 |
| PRECISION DIAGNOSTICS INC - NJ | | 5 | | | 5 |
| FORSYTH HOUSE | | | 5 | 100% | 5 |
| MEDEXPRESS URGENT CARE - FREDERICK | | 5 | | | 5 |
| QUALITY MEDICAL CARE | | | 5 | 100% | 5 |
| CVS OH10893POCT PARMA | | 2 | 3 | 60% | 5 |
| URGENT MED INC | | 3 | 2 | 40% | 5 |
| METHODIST HEALTHCARE UNIVERSITY HOSPIT | | 5 | | | 5 |
| HELIX DIAGNOSTIX | | 2 | 3 | 60% | 5 |
| BROWNE MEDICAL LLC | | 3 | 2 | 40% | 5 |
| COMMONS AT ORLANDO LUTHERAN TOWERS SNF | | | 5 | 100% | 5 |
| RIO PINAR HEALTH CARE | | | 5 | 100% | 5 |
| LEHIGH REGIONAL MEDICAL CENTER LABORATORY | | 3 | 2 | 40% | 5 |
| CVS MA447POCT NORTHAMPTON | | 3 | 2 | 40% | 5 |
| ARC POINT LABS OF AUSTIN NORTH | | | 5 | 100% | 5 |
| COLUMBIA MEMORIAL HOSPITAL LABORATORY | | 5 | | | 5 |
| XRL SXF REF LAB | | 5 | | | 5 |
| FLORIDA DEPARTMENT OF HEALTH - INVERNESS | | 3 | 2 | 40% | 5 |
| Army Residence Community | | 5 | | | 5 |
| CVS NH6596POCT HAMPTON | | 5 | | | 5 |
| ABSOLUTE HEALTH | | 5 | | | 5 |
| TALLAHASSEE MEMORIAL HEALTHCARE | | | 5 | 100% | 5 |
| SOUTH FLORIDA FAMILY HEALTH & RESEARCH CTR | | | 5 | 100% | 5 |
| ADVICE FOR OPTIMAL WELLNESS | | 2 | 3 | 60% | 5 |
| WELLMED AT FORT PIERCE | | 3 | 2 | 40% | 5 |
| CVS MA1845POCT WILMINGTON | | 4 | 1 | 20% | 5 |
| OCHSNER MEDICAL CENTER | | | 5 | 100% | 5 |
| PARADISE VILLA ALF INCORPORATED | | 5 | | | 5 |
| CARENOW URGENT CARE - WINTER SPRINGS | | 4 | 1 | 20% | 5 |
| JACKSON SOUTH COMMUNITY HOSPITAL LAB | | | 5 | 100% | 5 |

COVID-19: testing by laboratory

Data through Apr 14, 2021 verified as of Apr 15, 2021 at 09:25 AM

Data in this report are provisional and subject to change.

The numbers in the table below represent the number of Florida and non-Florida residents for whom test results were received by the Department of Health. A person can be tested by more than one laboratory and can have both positive and negative results. **Therefore, the sum of the numbers in each column will be larger than the total number of people tested.**

| Reporting lab | Inconclusive | Negative | Positive | Percent positive | Total |
|---|--------------|----------|----------|------------------|-------|
| CHIEFLAND MEDICAL CENTER LLC | | | 5 | 100% | 5 |
| FHPG FAMILY MEDICAL CENTER OF TAMPA BAY | | 1 | 4 | 80% | 5 |
| MEDEXPRESS URGENT CARE PLEASANT HILLS | | 4 | 1 | 20% | 5 |
| INTERNAL MEDICINE & PRIMARY CARE ASSOCIATES, PLC | | | 5 | 100% | 5 |
| GENTLE HANDS MOBILE PHLEBOTOMY | | | 5 | 100% | 5 |
| FLAGLER HEALTH SERVICES INC | | | 5 | 100% | 5 |
| MENORAH MANOR | | | 5 | 100% | 5 |
| JOHN T MACKAY MD | | | 5 | 100% | 5 |
| THE CLINIC OF PEDIATRICS & GI MEDICINE, INC | | | 5 | 100% | 5 |
| SONATA VERO BEACH | | 5 | | | 5 |
| FAMILY TREE DNA | | | 5 | 100% | 5 |
| MEDEXPRESS - NEW CASTLE, DUPONT HWY | | 4 | 1 | 20% | 5 |
| COVENANT COLLEGE HEALTH SERVICES | | 5 | | | 5 |
| BAYSHORE LABORATORY | | 4 | 1 | 20% | 5 |
| MINUTECLINIC # 21110 | | 3 | 2 | 40% | 5 |
| UNIVERSITY OF CHICAGO MEDICAL CENTER LAB | | | 5 | 100% | 5 |
| DIAMOND SPEEDWAY DIALYSIS | | 1 | 4 | 80% | 5 |
| UNIVERISTY OF MEMPHIS ATHLETIC TRAINI | | 5 | | | 5 |
| NHC HealthCare Anniston | | 5 | | | 5 |
| CVS NC3853POCT BURLINGTON | | 4 | 1 | 20% | 5 |
| HILLSBOROUGH COUNTY HEALTH DEPARTMENT | | | 5 | 100% | 5 |
| LABCORP UNSPECIFIED | | 5 | | | 5 |
| CVS NC2771POCT CLAYTON | | 4 | 1 | 20% | 5 |
| MID - FLORIDA PATHOLOGY LLC | | 1 | 4 | 80% | 5 |
| HACKENSACK UNIV MED CTR-PATHOLOGY DEPT | | 5 | | | 5 |
| MERCY URGENT CARE | | | 5 | 100% | 5 |
| THE UNIVERSITY OF VERMONT MEDICAL CENTER | | 4 | 1 | 20% | 5 |
| ORLANDO HEALTH PHYSICIAN GROUP | | | 5 | 100% | 5 |
| MIAMI CANCER INSTITUTE | | | 5 | 100% | 5 |
| WOODHULL MEDICAL AND MENTAL HEALTH CTR | | 5 | | | 5 |
| NIBHA MEDIRATTA MD PL | | | 5 | 100% | 5 |
| PEDIATRIC URGENT HEALTH CARE | | | 5 | 100% | 5 |
| CVS SC4122POCT TAYLORS | | 5 | | | 5 |
| CLINICAL CARE INC | | | 5 | 100% | 5 |
| CVS IL8751POCT CHICAGO | | 5 | | | 5 |
| CVS MA2172POCT NORTH GRAFTON | | 5 | | | 5 |
| EAST GEORGIA REGIONAL MEDICAL CENTER | | 4 | 1 | 20% | 5 |
| PARADIGM LABORATORIES | | | 5 | 100% | 5 |
| ADVENTHEALTH NEW SMYRNA BEACH COMMUNITY HEALTH | | | 4 | 100% | 4 |
| HCR ManorCare Greentree | | 4 | | | 4 |
| YORK HOSPITAL: MICROBIOLOGY | | | 4 | 100% | 4 |
| CVS OH4499POCT LYNDHURST | | 2 | 2 | 50% | 4 |
| FLORIDA HEALTH CARE PLANS STIRLING CENTER | | | 4 | 100% | 4 |
| MEDEXPRESS URGENT CARE - SUMMERSVILLE, WEBSTER RD | | 4 | | | 4 |
| Kroger 752 - The Little Clinic Central Station | | 3 | 1 | 25% | 4 |
| Mill Valley Care Center | | 4 | | | 4 |
| TRUE HEALTH- HOFFNER | | 3 | 1 | 25% | 4 |

COVID-19: testing by laboratory

Data through Apr 14, 2021 verified as of Apr 15, 2021 at 09:25 AM

Data in this report are provisional and subject to change.

The numbers in the table below represent the number of Florida and non-Florida residents for whom test results were received by the Department of Health. A person can be tested by more than one laboratory and can have both positive and negative results. **Therefore, the sum of the numbers in each column will be larger than the total number of people tested.**

| Reporting lab | Inconclusive | Negative | Positive | Percent positive | Total |
|--|--------------|----------|----------|------------------|-------|
| RML PHARMACY PC | | 4 | | | 4 |
| CELEBRATION PEDIATRICS | | | 4 | 100% | 4 |
| HARBOUR ISLAND PEDIATRICS LLC | | | 4 | 100% | 4 |
| CVS TX7288POCT DALLAS | | 4 | | | 4 |
| INTERMARKET FACILITY | | | 4 | 100% | 4 |
| USCG SECTOR ST PETE | | 1 | 3 | 75% | 4 |
| TIFT REGIONAL HLTH SYSTEM, INC DBA SOU | | 4 | | | 4 |
| CRESTAR LABS | | 2 | 2 | 50% | 4 |
| MEDFIRST URGENT CARE | | | 4 | 100% | 4 |
| Kroger 959 - The Little Clinic Carmel | | 4 | | | 4 |
| MEDEXPRESS URGENT CARE- FORT WORTH N T | | 4 | | | 4 |
| ACCENT PHYSICIAN SPECIALISTS PA | | 4 | | | 4 |
| MEDAC AT PORTERS NECK | | | 4 | 100% | 4 |
| BIOTEST PLASMA CENTER | | 4 | | | 4 |
| ManorCare Health Services Camp Hill | | 4 | | | 4 |
| Georgiana Health and Rehabilitation, LLC | | 4 | | | 4 |
| MONTANA DEPARTMENT OF PUBLIC HEALTH & HUMAN SERVICES | | | 4 | 100% | 4 |
| UNIVERISTY OF MIAMI | | | 4 | 100% | 4 |
| FAMILY MEDICAL CLINIC HOMESTEAD, LLC | | | 4 | 100% | 4 |
| WALGREENS #07034 | | 4 | | | 4 |
| GUTHRIE MEDICAL GROUP - CORNING | | 3 | 1 | 25% | 4 |
| MINNESOTA DEPARTMENT OF HEALTH LABORATORY | 1 | | 3 | 75% | 4 |
| MICHIGAN HEALTH CLINIC LABORATORIES | | 3 | 1 | 25% | 4 |
| DACH MAIN LAB | | | 4 | 100% | 4 |
| NORTHSIDE HOSPITAL- CHEROKEE | | 3 | 1 | 25% | 4 |
| OKLAHOMA STATE UNIVERSITY DIAGNOSTIC LAB | | | 4 | 100% | 4 |
| MEDEXPRESS URGENT CARE - WILKES BARRE | | 3 | 1 | 25% | 4 |
| ENGLE CENTER FOR HEALTH SERVICES | | 4 | | | 4 |
| IMA MEDICAL CENTER OF OVIEDO | | | 4 | 100% | 4 |
| LAKE MARY PEDIATRICS | | | 4 | 100% | 4 |
| MAILBOX DIAGNOSTICS | | 2 | 2 | 50% | 4 |
| GENEVA GENERAL HOSPITAL LABORATORY | | 3 | 1 | 25% | 4 |
| VITAL CARE URGENT CARE | | | 4 | 100% | 4 |
| NEULIFE NEUROLOGICAL SERVICES LLC | | | 4 | 100% | 4 |
| DEPARTMENT OF HEALTH AND ENVIRONMENTAL CONTROL | | | 4 | 100% | 4 |
| PORT ORANGE NURSING & REHAB | | | 4 | 100% | 4 |
| CVS OH6149POCT UPPER ARLINGTON | | 2 | 2 | 50% | 4 |
| CAPTAIN JAMES A. LOVELL FEDERAL HEALTHCARE CENTER | | | 4 | 100% | 4 |
| SunTerrace Health Care Center | | 3 | 1 | 25% | 4 |
| MEDEXPRESS URGEN CARE - EAST BRUNSWICK | | 4 | | | 4 |
| Heartland of Boynton Beach | | | 4 | 100% | 4 |
| GASTROENTEROLOGY ASSOC OF PENSACOLA, PA | | 2 | 2 | 50% | 4 |
| DEPARTMENT OF PATHOLOGY ROME MEMORIAL | | 3 | 1 | 25% | 4 |
| REMEDY URGENT CLINIC | | 2 | 2 | 50% | 4 |
| AIRCARE INTERNATIONAL | | 4 | | | 4 |
| EXPRESS TESTING-ONE | | | 4 | 100% | 4 |
| MINUTECLINIC DIAGNOSTIC OF WISCONSIN, LLC | | 4 | | | 4 |

COVID-19: testing by laboratory

Data through Apr 14, 2021 verified as of Apr 15, 2021 at 09:25 AM

Data in this report are provisional and subject to change.

The numbers in the table below represent the number of Florida and non-Florida residents for whom test results were received by the Department of Health. A person can be tested by more than one laboratory and can have both positive and negative results. **Therefore, the sum of the numbers in each column will be larger than the total number of people tested.**

| Reporting lab | Inconclusive | Negative | Positive | Percent positive | Total |
|---|--------------|----------|----------|------------------|-------|
| WYOMING PUBLIC HEALTH LAB | | | 4 | 100% | 4 |
| ADMERA HEALTH | | | 4 | 100% | 4 |
| FAMILY MEDICINE AT WATERMAN | | 4 | | | 4 |
| WASHINGTON COLLEGE HEALTH SERVICES | | 4 | | | 4 |
| ADVENTHEALTH MEDICAL GROUP COMMUNITY MEDICINE | | 3 | 1 | 25% | 4 |
| RURAL/METRO MIDSOUTH, | | 4 | | | 4 |
| BUCKINGHAM PLACE ALF | | 4 | | | 4 |
| NOT GIVEN | | 1 | 3 | 75% | 4 |
| MONROE COUNTY DEPT OF PUBLIC HEALTH ST | | 4 | | | 4 |
| ROAN DRUG COMPANY LLC | | 4 | | | 4 |
| PILGRIM PHARMACY INC | | 4 | | | 4 |
| PEACEHEALTH LABORATORIES | | 3 | 1 | 25% | 4 |
| DEACONESS HOSPITAL | | | 4 | 100% | 4 |
| AFTER HOURS PEDS | | | 4 | 100% | 4 |
| DERMATOLOGY SPECIALISTS OF FL - DR. JON WARD | | | 4 | 100% | 4 |
| LAKELAND VOLUNTEERS IN MEDICINE INC | | 3 | 1 | 25% | 4 |
| CLINICAL ASSOCIATES OF ORLANDO LLC | | 4 | | | 4 |
| CULLMAN REGIONAL URGENT CARE | | 3 | 1 | 25% | 4 |
| LEESBURG REGIONAL MEDICAL CENTER URGENT CARE | | | 4 | 100% | 4 |
| CVS TX3292POCT WYLIE | | 4 | | | 4 |
| COMMUNITY HEALTH CENTERS INC | | | 4 | 100% | 4 |
| CVS IL5797POCT CAROL STREAM | | 4 | | | 4 |
| BETHPAGE EXTENDED HOURS CENTER | | 4 | | | 4 |
| RAS MEDICAL SOLUTIONS, LLC | | 3 | 1 | 25% | 4 |
| Sears Coastal Nursing and Rehab | | 4 | | | 4 |
| MALABAR FAMILY PRACTICE | | 1 | 3 | 75% | 4 |
| URGENT CARE OF THE SMOKIES | | | 4 | 100% | 4 |
| CAREWELL URGENT CARE | | | 4 | 100% | 4 |
| VA SALT LAKE CITY HCS | | 4 | | | 4 |
| IVY CREEK URGENT CARE OF ENTERPRISE | | | 4 | 100% | 4 |
| ENCOMPASS HOME HEALTH | | 4 | | | 4 |
| CVS OH4300POCT STRONGSVILLE | | 4 | | | 4 |
| ARCPOINT LABS OF FORT LAUDERDALE, FL CENTRAL | | 1 | 3 | 75% | 4 |
| ManorCare Rehabilitation Center- Decatur | | 4 | | | 4 |
| Westminster Manor | | 3 | 1 | 25% | 4 |
| MINUTECLINIC DIAG OF IND, LLC #6472 | | 4 | | | 4 |
| MINUTECLINIC DIAG OF IND, LLC #10190 | | 4 | | | 4 |
| SOUTH FLORIDA PEDIATRIC PARTNERS | | | 4 | 100% | 4 |
| WOMEN'S CARE FLORIDA, LLC | | 4 | | | 4 |
| Kroger 339 - The Little Clinic Highlands - Bardstown Road | | 4 | | | 4 |
| HARBORCHASE OF VILLAGES CROSSING | | | 4 | 100% | 4 |
| FHPG TAMPA PRIMARY CARE | | | 4 | 100% | 4 |
| LEON MEDICAL CENTERS, LLC | | | 4 | 100% | 4 |
| TARPON SPRINGS PEDIATRICS, LLC | | | 4 | 100% | 4 |
| FAMILY MEDICINE AT WINTER PARK | | | 4 | 100% | 4 |
| MINUTECLINIC LLC (2335) | | 3 | 1 | 25% | 4 |
| COMMUNITY HEALTH CENTER OF WEST PALM BEACH | | | 4 | 100% | 4 |

COVID-19: testing by laboratory

Data through Apr 14, 2021 verified as of Apr 15, 2021 at 09:25 AM

Data in this report are provisional and subject to change.

The numbers in the table below represent the number of Florida and non-Florida residents for whom test results were received by the Department of Health. A person can be tested by more than one laboratory and can have both positive and negative results. **Therefore, the sum of the numbers in each column will be larger than the total number of people tested.**

| Reporting lab | Inconclusive | Negative | Positive | Percent positive | Total |
|---|--------------|----------|----------|------------------|-------|
| MEDEXPRESS URGENT CARE - WEST ST PAUL, ROBERT ST S | | 3 | 1 | 25% | 4 |
| WALGREENS #03287 | | 4 | | | 4 |
| RUSSELL SAGE COLLEGE WELLNESS CENTER | | 4 | | | 4 |
| WILLIAM A HINTON STATE LABORATORY INSTITUTE | | 1 | 3 | 75% | 4 |
| SOUTHLAND SUITES OF LAKE LAND | | | 4 | 100% | 4 |
| INFINITI LABS INC | | | 4 | 100% | 4 |
| Health Care Center of Jacksonville | | | 4 | 100% | 4 |
| CVS MA2297677CV BOSTON | | 4 | | | 4 |
| CVS CT750POCT ENFIELD | | 4 | | | 4 |
| CVS MO5655POCT LIBERTY | | 1 | 3 | 75% | 4 |
| PLAINVIEW PRIMARY CARE | | 4 | | | 4 |
| AIRPORT CLINIC | | | 4 | 100% | 4 |
| MEDICAL CENTER ENTERPRISE | | | 4 | 100% | 4 |
| DOCTORS OFFICE OF NEW JERSEY | | 4 | | | 4 |
| RELIANT ACUTE CARE | | | 4 | 100% | 4 |
| MID FLORIDA HEALTH INC | | | 4 | 100% | 4 |
| EPI | | | 4 | 100% | 4 |
| BROOKDALE WEST BOYNTON BEACH | | 4 | | | 4 |
| Kroger 895 - The Little Clinic Green Hills | | 4 | | | 4 |
| UNIVERSITY OF MIAMI STUDENT HEALTH SERVICE | | | 4 | 100% | 4 |
| EXCEL URGENT CARE OF NJ, LLC | | 2 | 2 | 50% | 4 |
| Brookcrest Nursing Home | | 4 | | | 4 |
| HACKENSACK MERIDIAN URGENT CARE, PC | | 4 | | | 4 |
| MOUNT SINAI AVENTURA DIAGNOSTIC CENTER | | | 4 | 100% | 4 |
| BETTERMED URGENT CARE | | | 4 | 100% | 4 |
| Kroger 186 - The Little Clinic Holiday Manor | | 3 | 1 | 25% | 4 |
| ADVANCED URGENT CARE LLC | | 1 | 3 | 75% | 4 |
| Bethany Health and Rehab | | 4 | | | 4 |
| ACCESS RECOVERY SOLUTIONS LLC | | | 4 | 100% | 4 |
| NORTH OKALOOSA CLINIC CORP | | 1 | 3 | 75% | 4 |
| CVS OH2342POCT WEST CHESTER | | 3 | 1 | 25% | 4 |
| SOMA MEDICAL CENTER PA #3 PALOMINO | | | 4 | 100% | 4 |
| SUMNER REGIONAL MEDICAL CENTER | | 3 | 1 | 25% | 4 |
| SMOKY MOUNTAIN URGENT CARE AND FAMILY MEDICINE CENTER | | | 4 | 100% | 4 |
| DEVANSH LAB WERKS | | 1 | 3 | 75% | 4 |
| BETHPAGE MEDICAL PLLC | | 4 | | | 4 |
| WALGREENS# 00323 | | 4 | | | 4 |
| ASCENDI HOME HEALTH AGENCY INC | | | 4 | 100% | 4 |
| CVS NH2257POCT MANCHESTER | | 4 | | | 4 |
| MEDICAL CENTER, THE | | 4 | | | 4 |
| CAPITAL HEALTH LABORATORY INC | | | 4 | 100% | 4 |
| MEDEXPRESS URGENT CARE- ALLISON PARK | | 2 | 2 | 50% | 4 |
| ELEVATION DIAGNOSTICS | | 4 | | | 4 |
| EXTENDICARE HEALTH & REHAB CENTER | | 4 | | | 4 |
| BOND & STEELE CLINIC PA D/B/A BOND CLINIC PA | | 4 | | | 4 |
| Marian Manor, Inc | | 4 | | | 4 |
| BAYLOR ESOTERIC AND MOLECULAR LAB | | | 4 | 100% | 4 |

COVID-19: testing by laboratory

Data through Apr 14, 2021 verified as of Apr 15, 2021 at 09:25 AM

Data in this report are provisional and subject to change.

The numbers in the table below represent the number of Florida and non-Florida residents for whom test results were received by the Department of Health. A person can be tested by more than one laboratory and can have both positive and negative results. **Therefore, the sum of the numbers in each column will be larger than the total number of people tested.**

| Reporting lab | Inconclusive | Negative | Positive | Percent positive | Total |
|---|--------------|----------|----------|------------------|-------|
| CORIZON HEALTH INC | | | 4 | 100% | 4 |
| MEDEXPRESS URGENT CARE - WALDORF, CRAIN HWY | | 4 | | | 4 |
| Kroger 124 - The Little Clinic University | | 3 | 1 | 25% | 4 |
| SONIC REFERENCE LABORATORY | | | 4 | 100% | 4 |
| AURORA BAYCARE UROLOGY | | | 4 | 100% | 4 |
| MEDEXPRESS URGENT CARE - KOKOMO | | 4 | | | 4 |
| LUVERNE HEALTH AND REHABILITATION | | 4 | | | 4 |
| MPG JACKSONVILLE ATLANTIC BLVD | | 1 | 3 | 75% | 4 |
| APOPKA FAMILY HEALTH CENTER | | 3 | 1 | 25% | 4 |
| NEXT BIO RESEARCH SERVICES, LLC | | 1 | 3 | 75% | 4 |
| DR. G'S URGENT CARE | | | 4 | 100% | 4 |
| MEDEXPRESS URGENT CARE - WESTFIELD, E MAIN ST | | 3 | 1 | 25% | 4 |
| REGIONAL MEDICAL LAB | | | 4 | 100% | 4 |
| COLONIAL MEDICAL CENTER-EAST ORLANDO | | | 4 | 100% | 4 |
| PRIMECARE | | 2 | 2 | 50% | 4 |
| ST JOHN'S RIVERSIDE HOSPITAL | | 3 | 1 | 25% | 4 |
| MEDEXPRESS URGENT CARE - WICHITA, S SENECA ST | | 2 | 2 | 50% | 4 |
| HAMPTON ALF AT 24TH ROAD LLC | | | 4 | 100% | 4 |
| LB Broen Home | | 4 | | | 4 |
| CVS MN6811POCT PLYMOUTH | | 4 | | | 4 |
| URGENT CARE - OCONEE | | 2 | 2 | 50% | 4 |
| ST JOSEPHS BEHAVIORAL HEALTH CENTER | | | 4 | 100% | 4 |
| MEDEXPRESS URGENT CARE - EWING | | 4 | | | 4 |
| BELLIN HEALTH LAB | | 1 | 3 | 75% | 4 |
| CVS IN7653POCT EVANSVILLE | | 3 | 1 | 25% | 4 |
| LAKE FOREST PARK OP CO LLC | | 4 | | | 4 |
| FLORENCE - HUNTSVILLE HOSPITAL URGENT CARE | | 3 | 1 | 25% | 4 |
| INTRACOASTAL LABS INC | | 4 | | | 4 |
| CHILDREN'S MEDICAL GROUP | | 4 | | | 4 |
| MEADOWS AT CYPRESS GARDENS, THE | | 3 | 1 | 25% | 4 |
| MEDICINE SHOPPE #1306 THE | | 3 | 1 | 25% | 4 |
| MEDEXPRESS URGENT CARE NORWIN | | 4 | | | 4 |
| THE OASIS ALF | | 4 | | | 4 |
| OHIO CVS STORES | | 3 | 1 | 25% | 4 |
| H/L of WEst AShley Rhability and Nursing Center | | 4 | | | 4 |
| CVS OH3393POCT AURORA | | 3 | 1 | 25% | 4 |
| PANCARE HEALTH - PONCE DE LEON | | | 4 | 100% | 4 |
| STONE CLINICAL LABORATORIES OF FL LLC | | 4 | | | 4 |
| ST LUKES HOSPITAL LABORATORY | | 2 | 2 | 50% | 4 |
| FLORIDA CANCER SPECIALISTS AND RESEARCH | | 2 | 2 | 50% | 4 |
| SKYLINE UROLOGY | | 4 | | | 4 |
| MINUTECLINIC OF NEVADA-2955 S FT APACH | | 4 | | | 4 |
| LAKESIDE HOSPITAL BELLE GLADE | | | 4 | 100% | 4 |
| CONSULATE HEATH CARE AT WEST ALTAMONTE | | | 4 | 100% | 4 |
| CVS CA8850POCT HUNTINGTON BEACH | | 3 | 1 | 25% | 4 |
| PDL PHARMACY CORP | | | 4 | 100% | 4 |
| INSTANT MEDICAL CARE CENTER | | 3 | 1 | 25% | 4 |

COVID-19: testing by laboratory

Data through Apr 14, 2021 verified as of Apr 15, 2021 at 09:25 AM

Data in this report are provisional and subject to change.

The numbers in the table below represent the number of Florida and non-Florida residents for whom test results were received by the Department of Health. A person can be tested by more than one laboratory and can have both positive and negative results. **Therefore, the sum of the numbers in each column will be larger than the total number of people tested.**

| Reporting lab | Inconclusive | Negative | Positive | Percent positive | Total |
|---|--------------|----------|----------|------------------|-------|
| Kroger 125 - The Little Clinic Castle Rock | | 3 | 1 | 25% | 4 |
| BETHESDA HOSPITAL WEST BLOOD GAS LAB | | | 4 | 100% | 4 |
| CVS PA1193POCT JENKINTOWN | | 4 | | | 4 |
| BLACK STALLION WALK IN AND EXERCISE CLINICS LLC | | 1 | 3 | 75% | 4 |
| STEAMBOAT EMERGENCY CENTER | | | 4 | 100% | 4 |
| BRIGHAM AND WOMEN'S HOSPITAL | | | 4 | 100% | 4 |
| FLORIDA HOSPITAL ALTAMONTE | | 2 | 2 | 50% | 4 |
| AHC of Mckenzie | | 4 | | | 4 |
| ST. MARY'S HOSPITAL | | | 4 | 100% | 4 |
| CULLMAN REGIONAL MEDICAL CENTER | | 3 | 1 | 25% | 4 |
| ADVENTHEALTH GORDON | | 4 | | | 4 |
| Crowne Health Care of Greenville | | 4 | | | 4 |
| TOTAL RENAL LAB | | 3 | 1 | 25% | 4 |
| WINDER NURSING INC DBA WINDER HEALTH CARE | | 4 | | | 4 |
| SOUTH FLORIDA RESEARCH ORGANIZATION | | | 4 | 100% | 4 |
| NYC PUBLIC HEALTH LABS | | | 4 | 100% | 4 |
| MINUTECLINIC, LLC #5707 | | 4 | | | 4 |
| Millennium Nursing & Rehab Center | | 4 | | | 4 |
| PM PEDIATRICS OF BAYSIDE, PLLC - MANHASSET | | 4 | | | 4 |
| DTR LABS | | 3 | 1 | 25% | 4 |
| COMMUNITY PHYSICIANS OF NORTH PORT PA | | | 4 | 100% | 4 |
| SARASOTA PERSONAL MEDICINE | | 2 | 2 | 50% | 4 |
| CONSOLIDATED LABORATORY SERVICES | | | 4 | 100% | 4 |
| AIREVAC INTERNATIONAL | | 4 | | | 4 |
| SINAI PLAZA NURSING AND REHAB CENTER | | | 4 | 100% | 4 |
| SACRED HEART HEALTH SYSTEMS INC | | | 4 | 100% | 4 |
| UNION CITY MANOR NURSING CENTER | | 4 | | | 4 |
| WE CARE - CARNIVAL CRUISELINE | | 4 | | | 4 |
| NEW YORK PHYSICIANS LLP | | 4 | | | 4 |
| LATCHER LABORATORY OF A O FOX MEMORIAL | | 2 | 2 | 50% | 4 |
| MEDEXPRESS URGENT CARE - SOMERSET TOWNSHIP | | 4 | | | 4 |
| MD ANDERSON | | | 4 | 100% | 4 |
| WESLEY CHAPEL INTERNAL MEDICINE AND PEDIATRICS | | | 4 | 100% | 4 |
| MEDEXPRESS URGENT CARE - BECKLEY | | 2 | 2 | 50% | 4 |
| MINUTECLINIC DIAGNOSTIC OF PENNSYLVAN | | 3 | 1 | 25% | 4 |
| Loretto Health and Rehabilitation Center | | 4 | | | 4 |
| LIFEHOPE LABS | | | 4 | 100% | 4 |
| ST PETE DIRECT PRIMARY CARE | | 2 | 2 | 50% | 4 |
| PIEDMONT NEWNAN HOSPITAL | | 4 | | | 4 |
| CVS MA394POCT SEEKONK | | 4 | | | 4 |
| BAPTIST HOSPITAL NURSING/PATIENT CARE | | | 4 | 100% | 4 |
| RIVER CITY MEDICAL ASSOCIATES INC | | | 4 | 100% | 4 |
| CVS MO4850POCT SPRINGFIELD | | 4 | | | 4 |
| ALVARO J DANGOND MD PA | | 4 | | | 4 |
| Metro West Nursing and Rehab | | | 4 | 100% | 4 |
| TMH PHYSICIAN PARTNERS SOUTHWOOD | | 1 | 3 | 75% | 4 |
| MEDEXPRESS URGENT CARE, FAIRMONT | | 4 | | | 4 |

COVID-19: testing by laboratory

Data through Apr 14, 2021 verified as of Apr 15, 2021 at 09:25 AM

Data in this report are provisional and subject to change.

The numbers in the table below represent the number of Florida and non-Florida residents for whom test results were received by the Department of Health. A person can be tested by more than one laboratory and can have both positive and negative results. **Therefore, the sum of the numbers in each column will be larger than the total number of people tested.**

| Reporting lab | Inconclusive | Negative | Positive | Percent positive | Total |
|---|--------------|----------|----------|------------------|-------|
| REFUGE A HEALING PLACE, THE | | | 4 | 100% | 4 |
| SOUTHWESTERN REGIONAL MEDICAL CENTER - TULSA | | 4 | | | 4 |
| COOK HOSPITAL AND CARE CENTER | | 3 | 1 | 25% | 4 |
| CVS IN5696POCT FORT WAYNE | | 4 | | | 4 |
| UNC HOSPITAL/MCLENDON CLINICAL LABORATORIES | | | 4 | 100% | 4 |
| Park Ridge Nursing Center | | 3 | 1 | 25% | 4 |
| LIFE CARE HOME HEALTH SERVICES LLC | | 1 | 3 | 75% | 4 |
| MARSHFIELD LABORATORIES | | | 4 | 100% | 4 |
| FASTMED URGENT CARE | | | 4 | 100% | 4 |
| FLORIDA HEART AND VASCULAR | | | 4 | 100% | 4 |
| NDX-CORE LAB | | | 4 | 100% | 4 |
| FLORIDA MEDICAL CLINIC -INTERNAL MED DADE CITY | | | 4 | 100% | 4 |
| BARRANCO CLINIC PA, THE | 1 | 3 | | | 4 |
| State Lab Unspecifd | | | 4 | 100% | 4 |
| CARNEGIE HILL PEDIATRICS LLP | | 3 | 1 | 25% | 4 |
| Lakeside Oaks Care Center | | | 4 | 100% | 4 |
| MINUTE CLINIC DIAGNOSTIC OF VIRGINIA, LLC #6292 | | 3 | 1 | 25% | 4 |
| ST JOSEPHS HOSPITAL PATHOLOGY LAB | | 3 | 1 | 25% | 4 |
| PHYSICIANS QUALITY CARE | | | 4 | 100% | 4 |
| CELAL GUROL ERBAY, MD | | | 4 | 100% | 4 |
| BAPTIST HEALTH MEDICAL CENTER | | | 4 | 100% | 4 |
| MINUTECLINIC DIAGNOSTIC OF NORTH CARO | | 4 | | | 4 |
| CVS AZ5026POCT MESA | | 4 | | | 4 |
| MEDEXPRESS URGENT CARE - SOUTH PARKERSBURG | | 4 | | | 4 |
| TRIDENT BIOMETRICS | | 3 | 1 | 25% | 4 |
| MOBILE URGENT CARE | | | 4 | 100% | 4 |
| NHC HealthCare, Cookeville | | 4 | | | 4 |
| Oak Creek Terrace | | 4 | | | 4 |
| HEALTHQUEST, INC | | 3 | 1 | 25% | 4 |
| KENTUCKY CABINET FOR HEALTH AND FAMILY SERVICES | | | 4 | 100% | 4 |
| MARK HOANG MD PA | | | 4 | 100% | 4 |
| HEALTH EXPRESS URGENT CARE | | 2 | 2 | 50% | 4 |
| CAREWELL 202 | | | 4 | 100% | 4 |
| MEDEXPRESS URGENT CARE - TEAYS VALLEY | | 3 | 1 | 25% | 4 |
| CVS MA2401POCT MARSHFIELD | | 3 | 1 | 25% | 4 |
| ADVENTHEALTH MEDICAL GROUP PEDIATRICS | | 1 | 3 | 75% | 4 |
| ST LUCIE COUNTY HEALTH DEPARTMENT | | 3 | 1 | 25% | 4 |
| GENUS DIAGNOSTICS | | | 4 | 100% | 4 |
| MORTON PLANT HOSPITAL - ADLER INSTITUTE OF LAB MEDICINE | | | 4 | 100% | 4 |
| UNIVERSITY OF MICHIGAN | | 2 | 2 | 50% | 4 |
| HEART OF FLORIDA HEALTH CENTER INC | | 1 | 3 | 75% | 4 |
| CVS SC2269POCT COLUMBIA | | 3 | 1 | 25% | 4 |
| WELLMED AT APOLLO BEACH BLVD | | 2 | 2 | 50% | 4 |
| MONTEFIORE MEDICAL CENTER LABS MONTEFIORE | | 3 | 1 | 25% | 4 |
| NEMOURS CHILDREN'S CLINIC | | | 4 | 100% | 4 |
| MEDEXPRESS URGENT CARE - FORT SMITH | | 4 | | | 4 |
| JFK INTERNAL MEDICINE FACULTY PRACTICE | | 2 | 2 | 50% | 4 |

COVID-19: testing by laboratory

Data through Apr 14, 2021 verified as of Apr 15, 2021 at 09:25 AM

Data in this report are provisional and subject to change.

The numbers in the table below represent the number of Florida and non-Florida residents for whom test results were received by the Department of Health. A person can be tested by more than one laboratory and can have both positive and negative results. **Therefore, the sum of the numbers in each column will be larger than the total number of people tested.**

| Reporting lab | Inconclusive | Negative | Positive | Percent positive | Total |
|--|--------------|----------|----------|------------------|-------|
| CVS PA10825POCT PLYMOUTH MEETING | | 4 | | | 4 |
| SARASOTA IMMEDIATE CARE | | | 4 | 100% | 4 |
| WALGREENS #04311 | | 4 | | | 4 |
| JOHNNIE RUTH CLARKE LAB | | | 4 | 100% | 4 |
| MEDEXPRESS URGENT CARE-SCOTT TOWNSHIP | | 3 | 1 | 25% | 4 |
| MEDEXPRESS URGENT CARE - TULSA, S YALE AVE | | 4 | | | 4 |
| DEPARTMENT OF HEALTH AND HUMAN SERVICES | | 2 | 2 | 50% | 4 |
| UNIVERSITY OF WASHINGTON MEDICAL CENTER (UWMC) EMERGENCY DEPT. | | | 4 | 100% | 4 |
| Hunterdon Medical Center Laboratory | | 4 | | | 4 |
| FLORIDA DEPARTMENT OF HEALTH (FDOH) | | 2 | 2 | 50% | 4 |
| MINUTE-CLINIC DIAGNOSTIC OF VIRGINIA, LLC #3949 | | 4 | | | 4 |
| CVS IL1170POCT JOLIET | | 4 | | | 4 |
| SOUTHEASTERN REGIONAL MEDICAL CENTER | | | 4 | 100% | 4 |
| ORANGE COUNTY HEALTH DEPARTMENT | | 2 | 2 | 50% | 4 |
| MOBILE HEALTH MEDICAL SERVICES PC | | 4 | | | 4 |
| MINUTECLINIC DIAGNOSTIC MED GRP OF SAN | | 3 | 1 | 25% | 4 |
| MEDEXPRESS URGENT CARE - MARKHAM STREE | | 3 | 1 | 25% | 4 |
| Chestnut Park Rehabilitation and Nursing Center | | 4 | | | 4 |
| UF HEALTH PATHOLOGY LABORATORIES | | | 4 | 100% | 4 |
| DYNACARE LABORATORIES | | | 4 | 100% | 4 |
| ANY LAB TEST FAST CORP | | 3 | 1 | 25% | 4 |
| Kennedy University Hospital -Wash Twp L | | 4 | | | 4 |
| ADVENTHEALTH MEDICAL GROUP INTERNAL MEDICINE | | 3 | 1 | 25% | 4 |
| EMORY JOHNS CREEK HOSPITAL | | 4 | | | 4 |
| SOUTHEAST GEORGIA PHYSICIAN ASSOCIATES | | 4 | | | 4 |
| SIENA COLLEGE SPORTS MEDICINE CENTER | | 4 | | | 4 |
| CLINICAL CARE CENTER, INC | | | 4 | 100% | 4 |
| PATIENT FIRST - ALLENTOWN | | | 4 | 100% | 4 |
| CVS PA258POCT MCKEES ROCKS | | 4 | | | 4 |
| GERALD CHAMPION REGIONAL MEDICAL CENTE | | 4 | | | 4 |
| COLISEUM MED CTR LLC/COLISEUM MED CTRS | | 3 | 1 | 25% | 4 |
| VIDANT MEDICAL CENTER | | | 4 | 100% | 4 |
| SIGNATURE CARE MONTROSE | | 2 | 2 | 50% | 4 |
| REHABILITATION CENTER OF WINTER PARK,THE | | | 4 | 100% | 4 |
| ELIZABETH CITY HEALTH & REHABILITATION | | 4 | | | 4 |
| COVENIENT CARE MEDICAL CLINIC | | | 4 | 100% | 4 |
| ASCENSION ST VINCENT'S MEDICAL CENTER | | 3 | 1 | 25% | 4 |
| CORTLAND REGIONAL MEDICAL CENTER | | 4 | | | 4 |
| HOME DOCS | | 2 | 2 | 50% | 4 |
| HAVEN CUSTEAD CARE CENTER | | 1 | 3 | 75% | 4 |
| OMNICARE PHARMACY OF TEXAS 1 | | 4 | | | 4 |
| MINUTECLINIC DIAGNOSTIC OF MICHIGAN, P | | 4 | | | 4 |
| SANFORD SOUTH UNIVERSITY | | 4 | | | 4 |
| CVS GA5622POCT DALLAS | | 3 | 1 | 25% | 4 |
| CENTRAL FLORIDA INTERNAL OCCUPATIONAL AND | | 4 | | | 4 |
| PARKWAY DRUGS OF ONEIDA COUNTY NORTH I | | 3 | 1 | 25% | 4 |
| PANCARE HEALTH YOUNGSTOWN | | | 4 | 100% | 4 |

COVID-19: testing by laboratory

Data through Apr 14, 2021 verified as of Apr 15, 2021 at 09:25 AM

Data in this report are provisional and subject to change.

The numbers in the table below represent the number of Florida and non-Florida residents for whom test results were received by the Department of Health. A person can be tested by more than one laboratory and can have both positive and negative results. **Therefore, the sum of the numbers in each column will be larger than the total number of people tested.**

| Reporting lab | Inconclusive | Negative | Positive | Percent positive | Total |
|--|--------------|----------|----------|------------------|-------|
| SOUTH BAY CORRECTIONAL FACILITY | | | 4 | 100% | 4 |
| FCHC (OB)-DARWIN SQUARE CTR. | | | 4 | 100% | 4 |
| MIAMI COMMUNITY HEALTH CENTER INC | | 1 | 3 | 75% | 4 |
| PM PEDIATRICS OF SELDEN PLLC | | 4 | | | 4 |
| VA OUTPATIENT PHARMACY | | | 4 | 100% | 4 |
| PHYSICIANS IMMEDIATE CARE AURORA | | | 4 | 100% | 4 |
| CVS TX5807POCT PEARLAND | | 4 | | | 4 |
| CANDLER HOSPITAL PATHOLOGY LABORATORY | | 2 | 2 | 50% | 4 |
| PRESBYTERIAN FAMILY HEALTHCARE-KASEMAN | | 4 | | | 4 |
| MAURY REGIONAL MEDICAL CENTER | | 4 | | | 4 |
| PHOEBE PUTNEY MEMORIAL HOSPITAL | | 4 | | | 4 |
| LOUISIANA DEPT. OF HEALTH AND HOSPITALS-INFECTIOUS DISEASE EPI SECTION | | | 4 | 100% | 4 |
| Willowbrooke Court at Country House | | 4 | | | 4 |
| CVS CT718POCT ANSONIA | | 4 | | | 4 |
| STANFORD HEALTH CARE ANATOMIC PATHOLOGY & CLINICAL LAB | | | 4 | 100% | 4 |
| CVS CA9963POCT SAN DIEGO | | 4 | | | 4 |
| Calusa Harbour | | | 4 | 100% | 4 |
| POWERS PEDIATRICS | | | 4 | 100% | 4 |
| ARCPOINT LABS OF ALTAMONTE SPRINGS | | 2 | 2 | 50% | 4 |
| OPTUM OF RED ROAD | | 4 | | | 4 |
| AFFINITY URGENT CARE | | | 4 | 100% | 4 |
| SANITAS LAUDERDALE LAKES | | | 4 | 100% | 4 |
| L3HARRIS FAMILY MEDICAL CENTER | | | 4 | 100% | 4 |
| CENTERPLACE HEALTH, INC | | | 4 | 100% | 4 |
| MD NOW URGENT CARE - DELRAY WEST | | | 4 | 100% | 4 |
| FHCP - ORMOND BEACH | | | 4 | 100% | 4 |
| IMIC INC RESEARCH | | | 4 | 100% | 4 |
| CVS IL7017POCT BLOOMINGTON | | 4 | | | 4 |
| MEMORIAL HEALTH CARE SYSTEMS | | | 4 | 100% | 4 |
| GRADY MEMORIAL HOSPITAL/MICRO | | | 4 | 100% | 4 |
| Crowne Health Care of Montgomery | | 4 | | | 4 |
| University Plaza Rehabilitation and Nursing | | | 4 | 100% | 4 |
| INDUSTRY LAB DIAGNOSTIC PARTNERS | | | 4 | 100% | 4 |
| CVS TX8387POCT AUSTIN | | 4 | | | 4 |
| GIEBEIG FAMILY MEDICINE PA | | | 4 | 100% | 4 |
| MINUTECLINIC DIAG OF IND LLC #1367 | | 4 | | | 4 |
| GILCHRIST COUNTY HEALTH DEPT | | | 4 | 100% | 4 |
| CARENOW-LEBANON | | 2 | 2 | 50% | 4 |
| BARTON MEMORIAL HOSPITAL | | 3 | 1 | 25% | 4 |
| MEDEXPRESS URGENT CARE MARTINSBURG | | 2 | 2 | 50% | 4 |
| MOBIL LAB FOR ALL INC | | 4 | | | 4 |
| PINELLAS POINT NURSING AND REHAB | | | 4 | 100% | 4 |
| FISHERMEN'S HOSPITAL | | | 4 | 100% | 4 |
| SHARP MEMORIAL HOSPITAL MICROBIOLOGY DEPT | | | 4 | 100% | 4 |
| CLINICAL LABORATORIES OF THE BUFFALO | | 3 | 1 | 25% | 4 |
| DEPARTMENT OF HEALTH/ NEW YORK | | | 4 | 100% | 4 |
| OPTUM FLORIDA | | 3 | 1 | 25% | 4 |

COVID-19: testing by laboratory

Data through Apr 14, 2021 verified as of Apr 15, 2021 at 09:25 AM

Data in this report are provisional and subject to change.

The numbers in the table below represent the number of Florida and non-Florida residents for whom test results were received by the Department of Health. A person can be tested by more than one laboratory and can have both positive and negative results. **Therefore, the sum of the numbers in each column will be larger than the total number of people tested.**

| Reporting lab | Inconclusive | Negative | Positive | Percent positive | Total |
|--|--------------|----------|----------|------------------|-------|
| NHC HealthCare, Pulaski | | 4 | | | 4 |
| PREMIER PEDIATRICS LLC | | | 4 | 100% | 4 |
| CARE ONE PRIMARY CARE | | | 4 | 100% | 4 |
| MINUTECLINIC DIAGNOSTIC OF OHIO #5060 | | 4 | | | 4 |
| FLORIDA HEALTHCARE PLAN | | | 4 | 100% | 4 |
| MINUTECLINIC, LLC (CLINIC 10928) | | 4 | | | 4 |
| MINUTECLINIC DIAGNOSTIC MED GRP OF ORA | | 3 | 1 | 25% | 4 |
| PALM BEACH CANCER INSTITUTE | | | 4 | 100% | 4 |
| MEDEXPRESS URGENT CARE, LANCASTER WEST | | 2 | 2 | 50% | 4 |
| MEMORIAL HEALTHCARE SYSTEM | | 1 | 3 | 75% | 4 |
| SIGNATURE CARE EMERGENCY CENTER | | 2 | 2 | 50% | 4 |
| WALGREENS # 09788 | | 3 | | | 3 |
| WEST TN HEALTH MED NORTH | | 3 | | | 3 |
| CVS TX7156POCT RICHARDSON | | 3 | | | 3 |
| CVS AZ7263POCT PHOENIX | | 3 | | | 3 |
| DEBORAH HEART AND LUNG CENTER | | 3 | | | 3 |
| EAST NAPLES PEDIATRICS | | | 3 | 100% | 3 |
| DOCTORS HOSPITAL RENAISSANCE | | | 3 | 100% | 3 |
| Gracemore Nursing and Rehab | | 3 | | | 3 |
| OPTUM PRIMARY CARE - SILVER LAKES | | | 3 | 100% | 3 |
| SOUTH COUNTY MENTAL HEALTH CENTER INC | | | 3 | 100% | 3 |
| ALLIED PHYSICIANS GROUP PLLC | | 3 | | | 3 |
| Kroger 387 - The Little Clinic Hubbards Lane | | 3 | | | 3 |
| HUMC | | 1 | 2 | 67% | 3 |
| UNITY HEALTH AND REHABILITATION CENTER | | | 3 | 100% | 3 |
| MARRA'S PHARMACY | | 3 | | | 3 |
| NASSAU COUNTY HEALTH DEPARTMENT-FERNANDINA BEACH C | | 3 | | | 3 |
| Birchaven | | 3 | | | 3 |
| PUBLIC HEALTH TRUST OF MIAMI DADE COUNTY | | | 3 | 100% | 3 |
| SOUTHCARE PHARMACY INC | | 1 | 2 | 67% | 3 |
| MINUTECLINIC, LLC #07876 | | 2 | 1 | 33% | 3 |
| NEMOURS CHILDRENS PRIMARY CARE MAITLAND | | | 3 | 100% | 3 |
| MAYO CLINIC BEACHES PRIMARY CARE CTR | | 3 | | | 3 |
| MEDEXPRESS URGENT CARE-CLOQUET | | 3 | | | 3 |
| SAVANNAH COVE | | 3 | | | 3 |
| KIDSVILLE PEDIATRICS IV PA | | 1 | 2 | 67% | 3 |
| SPRING LAKE REHABILITATION CENTER | | | 3 | 100% | 3 |
| CVS MO10151POCT SPRINGFIELD | | 2 | 1 | 33% | 3 |
| NORTHEAST FLORIDA INTERNAL MEDICINE PA | | 3 | | | 3 |
| OLEAN GENERAL HOSPITAL | | 3 | | | 3 |
| ADVENT HEALTH - CENTRAL PASCO ER | | | 3 | 100% | 3 |
| LIVINGSTON COUNTY DEPT OF HEALTH REPRO | | | 3 | 100% | 3 |
| CENTURY LINK SPORTS COMPLEX | | | 3 | 100% | 3 |
| ALOHA HOME CARE LLC DBA ACCENTCARE HOME HEALTH OF | | 3 | | | 3 |
| Broadview Multi-Care Center | | 3 | | | 3 |
| HALIFAX HEALTH CARE FOR WOMEN | | 3 | | | 3 |
| MEDEXPRESS URGENT CARE - RUNNEMEDE | | 1 | 2 | 67% | 3 |

COVID-19: testing by laboratory

Data through Apr 14, 2021 verified as of Apr 15, 2021 at 09:25 AM

Data in this report are provisional and subject to change.

The numbers in the table below represent the number of Florida and non-Florida residents for whom test results were received by the Department of Health. A person can be tested by more than one laboratory and can have both positive and negative results. **Therefore, the sum of the numbers in each column will be larger than the total number of people tested.**

| Reporting lab | Inconclusive | Negative | Positive | Percent positive | Total |
|---|--------------|----------|----------|------------------|-------|
| MINUTECLINIC DIAGNOSTIC OF TEXAS, LLC #7435 | | 2 | 1 | 33% | 3 |
| BAPTIST PRIMARY CARE, INC. | | 2 | 1 | 33% | 3 |
| Heartland Healthcare Center Boca Raton | | | 3 | 100% | 3 |
| STARLING AT SAN JOSE | | | 3 | 100% | 3 |
| BAPTIST HEALTH SURGERY CENTER AT NORTHPOINT | | | 3 | 100% | 3 |
| 320 S TRANSIT ST | | 3 | | | 3 |
| THE PATHOLOGY LABORATORY | | 1 | 2 | 67% | 3 |
| Lakeview Village | | 3 | | | 3 |
| CAMPAZZI CONCIERGE MEDICAL SERVICES | | 2 | 1 | 33% | 3 |
| BELL-MINOR HOME | | 3 | | | 3 |
| PARRISH MEDICAL CENTER-WAIVED TESTING | | 3 | | | 3 |
| EVERGREEN WOODS HEALTH & REHAB CENTER | | 2 | 1 | 33% | 3 |
| PHYSICIANS MEDICAL CENTER | | 3 | | | 3 |
| Rosedale Green | | 3 | | | 3 |
| HELIX URGENT CARE | | | 3 | 100% | 3 |
| Fort Gaines Health and Rehab | | 3 | | | 3 |
| BROOKDALE SENIOR LIVING | | | 3 | 100% | 3 |
| NORTH SHORE HOSP. INFECTION CONTROL | | | 3 | 100% | 3 |
| ONSLow MEMORIAL HOSPITAL LABORATORY | | 3 | | | 3 |
| NOVA SOUTHEASTERN UNIVERSITY | | 2 | 1 | 33% | 3 |
| Grandview Health Care Center | | 3 | | | 3 |
| TIFTON CARECONNECT URGENT CARE | | | 3 | 100% | 3 |
| ADVENTHEALTH IMAGING LAKE NONA | | 1 | 2 | 67% | 3 |
| CVS MINUTE CLINIC DIAGNOSTIC MED GRP | | 3 | | | 3 |
| CVS TX19POCT SPRING | | 3 | | | 3 |
| TERRACE OF ST CLOUD, THE | | 2 | 1 | 33% | 3 |
| WALGREENS #07502 | | 3 | | | 3 |
| DOUGLASVILLE NURSING AND REHABILITATIO | | 3 | | | 3 |
| OPP HEALTH AND REHABILITATION | | 3 | | | 3 |
| CVS CA9823POCT SACRAMENTO | | 3 | | | 3 |
| DOCTOR 4 U CLINIC | | 1 | 2 | 67% | 3 |
| CVS MA1945POCT HANOVER | | 3 | | | 3 |
| HELIX BIOMEDICS LLC | | | 3 | 100% | 3 |
| LEGACY ER AND URGENT CARE | | | 3 | 100% | 3 |
| SCHIFF CENTER FOR LIVER DISEASES | | 1 | 2 | 67% | 3 |
| HARBORCHASE OF STUART | | | 3 | 100% | 3 |
| PATHOLOGY REFERENCE LAB LLC | | | 3 | 100% | 3 |
| MID FLORIDA CLINICAL LABORATORY | | 2 | 1 | 33% | 3 |
| HOPE HEALTH CARE, LLC | | 3 | | | 3 |
| VALHALLA MEDICS | | 3 | | | 3 |
| CVS SC4382POCT SPARTANBURG | | 3 | | | 3 |
| TAYLOR MANOR | | 1 | 2 | 67% | 3 |
| JERSEY IRISH MEDICAL (DBA AFC URGENT C | | 2 | 1 | 33% | 3 |
| GILBERT MEDICAL GROUP | | 1 | 2 | 67% | 3 |
| CVS CA9103POCT ESCONDIDO | | 3 | | | 3 |
| MEDEXPRESS URGENT CARE-CHIPPEWA | | 2 | 1 | 33% | 3 |
| LPG PRIMARY CARE AT LABELLE | | 2 | 1 | 33% | 3 |

COVID-19: testing by laboratory

Data through Apr 14, 2021 verified as of Apr 15, 2021 at 09:25 AM

Data in this report are provisional and subject to change.

The numbers in the table below represent the number of Florida and non-Florida residents for whom test results were received by the Department of Health. A person can be tested by more than one laboratory and can have both positive and negative results. **Therefore, the sum of the numbers in each column will be larger than the total number of people tested.**

| Reporting lab | Inconclusive | Negative | Positive | Percent positive | Total |
|--|--------------|----------|----------|------------------|-------|
| MARLBORO URGENT CARE | | 3 | | | 3 |
| MT CARMEL PHARMACY INC | | 3 | | | 3 |
| CVS NV8784POCT LAS VEGAS | | 2 | 1 | 33% | 3 |
| 2412 LEBANON PIKE | | 2 | 1 | 33% | 3 |
| CLARA MAASS TRANSITIONAL CARE UNIT | | 3 | | | 3 |
| CVS PA4000POCT INDIANA | | 3 | | | 3 |
| LIFEGUARD AMBULANCE SERVICE LLC - BAY COUNTY | | | 3 | 100% | 3 |
| EAST TENNESSEE CHILDREN'S HOSPITAL | | 2 | 1 | 33% | 3 |
| PROMPT CARE OF CENTRAL FLORIDA LLC | | | 3 | 100% | 3 |
| UHEALTH CORAL SPRINGS | | | 3 | 100% | 3 |
| GEISINGER COMMUNITY MEDICAL CENTER | | | 3 | 100% | 3 |
| MEDEXPRESS URGENT CARE - NORTH LITTLE | | 2 | 1 | 33% | 3 |
| BROOKDALE LAKE MARY | | | 3 | 100% | 3 |
| MINUTECLINIC DIAG OF IND, LLC #5369 | | 2 | 1 | 33% | 3 |
| SOFTCELL L-FORM LABORATORIES, LLC | | | 3 | 100% | 3 |
| CARECENTER PHARMACY, LLC | | 3 | | | 3 |
| NORTHERN LIGHT LABORATORY | | 1 | 2 | 67% | 3 |
| GROVES CENTER | | | 3 | 100% | 3 |
| BETHESDA HOSPITAL EAST BLOOD GAS LAB | | | 3 | 100% | 3 |
| Medilodge of Montrose | | 3 | | | 3 |
| FLORIDA MEDICAL ASSOCIATES | | 3 | | | 3 |
| Huntington Health Care and Rehabilitation Center | | 3 | | | 3 |
| FLAGLER FAMILY MEDICINE PA | | | 3 | 100% | 3 |
| AKRON GENERAL MEDICAL CENTER MAIN | | 3 | | | 3 |
| AVANTE INVERNESS | | 1 | 2 | 67% | 3 |
| COASTAL SKIN SURGERY AND DERMATOLOGY PL | | 3 | | | 3 |
| CRISP REGIONAL HOSPITAL | | 3 | | | 3 |
| NON-US | | | 3 | 100% | 3 |
| Westside Terrace | | 3 | | | 3 |
| BARONESS ERLANGER HOSPITAL | | 3 | | | 3 |
| Mitchell Hollingsworth Nursing and Rehab | | 3 | | | 3 |
| SHANDS AT LAKE SHORE LAB | | 1 | 2 | 67% | 3 |
| COVENANT PEDIATRICS | | 1 | 2 | 67% | 3 |
| LEXINGTON MEDICAL CENTER | | 1 | 2 | 67% | 3 |
| CHEROKEE COUNTY HEALTH AND REHAB CENTER | | 3 | | | 3 |
| LAURELLWOOD NURSING CENTER | | 1 | 2 | 67% | 3 |
| SUNDALE NURSING HOME | | 3 | | | 3 |
| UNIVERSITY HEALTH SERVICES RIVER CAMPUS | | 2 | 1 | 33% | 3 |
| GONZALEZ MD AND ASWAD MD HEALTH SERVICES | | | 3 | 100% | 3 |
| TRUE HEALTH – LAKE UNDERHILL | | 3 | | | 3 |
| WOODMARK AT UPTOWN ASSISTED LIVING | | 3 | | | 3 |
| NEWSTAR MEDICAL LABORATORIES | | 3 | | | 3 |
| PHYSICIANS CARE INC | | 1 | 2 | 67% | 3 |
| CVS TX2876POCT PROSPER | | 3 | | | 3 |
| Kroger 768 - The Little Clinic Leestown Rd | | 2 | 1 | 33% | 3 |
| The Good Shepherd | | 3 | | | 3 |
| PROHEALTH PRIMARY CARE - GLEN OAKS | | 3 | | | 3 |

COVID-19: testing by laboratory

Data through Apr 14, 2021 verified as of Apr 15, 2021 at 09:25 AM

Data in this report are provisional and subject to change.

The numbers in the table below represent the number of Florida and non-Florida residents for whom test results were received by the Department of Health. A person can be tested by more than one laboratory and can have both positive and negative results. **Therefore, the sum of the numbers in each column will be larger than the total number of people tested.**

| Reporting lab | Inconclusive | Negative | Positive | Percent positive | Total |
|---|--------------|----------|----------|------------------|-------|
| MEDICAL CITY DALLAS HOSPITAL | | | 3 | 100% | 3 |
| MARYWOOD NURSING CARE CENTER | | 3 | | | 3 |
| WALGREENS #10264 | | 3 | | | 3 |
| MED FUSION | | | 3 | 100% | 3 |
| JOJAN PHARMA INC | | 3 | | | 3 |
| MEDEXPRESS URGENT CARE GREENSBURG | | 2 | 1 | 33% | 3 |
| IOWA DEPARTMENT OF PUBLIC HEALTH | | | 3 | 100% | 3 |
| MEDIC INFUSION PA | | 3 | | | 3 |
| HEALGEN SCIENTIFIC | | | 3 | 100% | 3 |
| GOOD SAMARITAN HOSPITAL | | 1 | 2 | 67% | 3 |
| FIRST CARE - MIDDLESBORO | | | 3 | 100% | 3 |
| LITTLE SPURS PEDIATRIC URGENT CARE | | 1 | 2 | 67% | 3 |
| CLINICA HISPANIA | | | 3 | 100% | 3 |
| CELEBRATION PRIMARY CARE ASSOCIATES LLC | | 3 | | | 3 |
| SINAI POST ACUTE NURSING AND REHAB CE | | 3 | | | 3 |
| CARENOW-ATASCOCITA | | | 3 | 100% | 3 |
| BRADENTON PHYSICIAN MEDICAL CENTER | | | 3 | 100% | 3 |
| FULGENT GENETICS HOUSTON | | 3 | | | 3 |
| MEDEXPRESS URGENT CARE - CHERRY HILL | | 3 | | | 3 |
| HILLVIEW LABORATORY | | | 3 | 100% | 3 |
| MINUTECLINIC DIAGNOSTIC OF NEVADA-9586 | | 2 | 1 | 33% | 3 |
| Kroger 448 - The Little Clinic Mason | | 3 | | | 3 |
| COVID PROCESSING SITE | | | 3 | 100% | 3 |
| Lebanon VAMC | | 2 | 1 | 33% | 3 |
| MAYO | | 1 | 2 | 67% | 3 |
| CVS IN6572POCT INDIANAPOLIS | | 3 | | | 3 |
| SUN TERRACE HEALTH CARE CENTER | | | 3 | 100% | 3 |
| TMH PHYSICIAN PARTNERS BLOUNTSTOWN | | | 3 | 100% | 3 |
| NEMOURS CHILDRENS PRIMARY CARE HORIZON WEST | | | 3 | 100% | 3 |
| CVS GA5637POCT VILLA RICA | | 3 | | | 3 |
| GINKGO-IXLAYER | | 3 | | | 3 |
| Kroger 592 - The Little Clinic Alexander Plaza | | 2 | 1 | 33% | 3 |
| WEST COCOA PHARMACY | | | 3 | 100% | 3 |
| ACL LABORATORIES INDUSTRIAL TOXICOLOGY | | | 3 | 100% | 3 |
| MEDEXPRESS URGENT CARE - DANVILLE | | 3 | | | 3 |
| FELICIDAD MEDICAL CENTER INC | | | 3 | 100% | 3 |
| Maryfield Inc. dba Pennybyrn | | 3 | | | 3 |
| GARDENS PEDIATRICS | | | 3 | 100% | 3 |
| INTERNAL MEDICINE & PEDIATRICS WELLNESS CENTER | | | 3 | 100% | 3 |
| MEDICAL CENTER OF THE ROCKIES | | | 3 | 100% | 3 |
| CATSKILL REGIONAL MEDICAL CENTER | | 3 | | | 3 |
| MEDEXPRESS URGENT CARE - RICHMOND, W BROAD ST | | 3 | | | 3 |
| CABELL HUNTINGTON HOSPITAL CLINICAL LAB | | | 3 | 100% | 3 |
| ACCESS HEALTH CARE | | 2 | 1 | 33% | 3 |
| VIRTUA MEMORIAL HOSPITAL BURLINGTON COUNTY | | 1 | 2 | 67% | 3 |
| INTERNAL MEDICINE AND WOUND CARE SPECIALIST LLC | | 3 | | | 3 |
| LINCOLN MEDICAL CENTER | | 3 | | | 3 |

COVID-19: testing by laboratory

Data through Apr 14, 2021 verified as of Apr 15, 2021 at 09:25 AM

Data in this report are provisional and subject to change.

The numbers in the table below represent the number of Florida and non-Florida residents for whom test results were received by the Department of Health. A person can be tested by more than one laboratory and can have both positive and negative results. **Therefore, the sum of the numbers in each column will be larger than the total number of people tested.**

| Reporting lab | Inconclusive | Negative | Positive | Percent positive | Total |
|---|--------------|----------|----------|------------------|-------|
| PLANT CITY FAMILY CARE | | 3 | | | 3 |
| MANORCARE NURSING & REHABILITATION CENTER-NAPLES | | 3 | | | 3 |
| OPENTRONS PRL | | 2 | 1 | 33% | 3 |
| ERIE COUNTY PUBLIC HEALTH CLINICAL | | 3 | | | 3 |
| FRESENIUS KIDNEY CARE | | | 3 | 100% | 3 |
| HOMELAND CENTER | | 3 | | | 3 |
| Wynfield Park Health and Rehabilitation | | 3 | | | 3 |
| CENTRAL DUPAGE HOSPITAL | | | 3 | 100% | 3 |
| FLORIDA GASTROENTEROLOGY ASSOCIATES PA | | 3 | | | 3 |
| URGENT DOC - URGENT CARE CLINIC | | | 3 | 100% | 3 |
| MIDDLETON PEDIATRICS | | | 3 | 100% | 3 |
| MEDEXPRESS-HOUSTON EAST FWY | | 1 | 2 | 67% | 3 |
| MEDEXPRESS URGENT CARE, HERMITAGE | | 1 | 2 | 67% | 3 |
| CVS AZ9290POCT PHOENIX | | 3 | | | 3 |
| Arbors at Marietta | | 3 | | | 3 |
| MINUTECLINIC, LLC #05891 | | 2 | 1 | 33% | 3 |
| ADVANCED PEDIATRICS | | | 3 | 100% | 3 |
| Greystone Health Care Center | | 3 | | | 3 |
| GREATER MOBILE URGENT CARE – SPRINGHILL | | | 3 | 100% | 3 |
| CVS OH4359POCT HUDSON | | 3 | | | 3 |
| MEMORIAL HERMANN CONSOLIDATED LABORATORY SERVICES | | | 3 | 100% | 3 |
| HEALTH EXPRESS | | 3 | | | 3 |
| MEDEXPRESS URGENT CARE - WHEELING | | 2 | 1 | 33% | 3 |
| MINUTECLINIC DIAGNOSTIC OF PA LLC | | 3 | | | 3 |
| Kroger 571 - The Little Clinic Hendersonville | | 1 | 2 | 67% | 3 |
| BRENTWOOD SENIOR LIVING AT ST PETE | | | 3 | 100% | 3 |
| LRHS Florida Poly Tech | | 3 | | | 3 |
| DASCENA LAB | | | 3 | 100% | 3 |
| UHEALTH JACKSON URGENT CARE - CUTLER BAY | | 1 | 2 | 67% | 3 |
| ORCHID COVE DAYTONA | | | 3 | 100% | 3 |
| WHITE EARTH IHS MAIN LAB | | 3 | | | 3 |
| ANN STORCK CENTER INC | | 3 | | | 3 |
| TIEHH BIOTERRORISM RESPONSE LAB | | | 3 | 100% | 3 |
| CONCENTRA - PLANTATION | | 3 | | | 3 |
| MINUTECLINIC DIAGNOSTIC, PA | | 3 | | | 3 |
| STARMED FAMILY & URGENT CARE | | | 3 | 100% | 3 |
| PEACE OF MIND REHAB CENTER | | 3 | | | 3 |
| MEDEXPRESS URGENT CARE, BELLE VERNON | | 3 | | | 3 |
| LEE MEMORIAL HOSPITAL BLOOD GAS LAB | | | 3 | 100% | 3 |
| ADVANCED MEDICAL RESEARCH CENTER LLC | | | 3 | 100% | 3 |
| F W HUSTON MEDICAL CENTER SENIOR LIVIN | | 3 | | | 3 |
| NEW YORK STATE DEPARTMENT OF HEALTH | | 1 | 2 | 67% | 3 |
| COVANCE CLS | | | 3 | 100% | 3 |
| COMMUNICABLE DISEASE CONTROL/PUBLIC HEALTH EMERGENCY PREPAREDNESS | | | 3 | 100% | 3 |
| TARRANT COUNTY PUBLIC HEALTH | | 3 | | | 3 |
| CVS IN6551POCT MOORESVILLE | | 3 | | | 3 |
| MEDEXPRESS URGENT CARE - LITTLE ROCK | | 2 | 1 | 33% | 3 |

COVID-19: testing by laboratory

Data through Apr 14, 2021 verified as of Apr 15, 2021 at 09:25 AM

Data in this report are provisional and subject to change.

The numbers in the table below represent the number of Florida and non-Florida residents for whom test results were received by the Department of Health. A person can be tested by more than one laboratory and can have both positive and negative results. **Therefore, the sum of the numbers in each column will be larger than the total number of people tested.**

| Reporting lab | Inconclusive | Negative | Positive | Percent positive | Total |
|---|--------------|----------|----------|------------------|-------|
| CVS NJ715POCT WAYNE | | 3 | | | 3 |
| WEILL CORNELL MEDICAL ASSOCIATES - EAST SIDE | | 3 | | | 3 |
| WYOMING DEPT OF HEALTH | | | 3 | 100% | 3 |
| BASCOM PALMER EYE INSTITUTE | | | 3 | 100% | 3 |
| BROADWAY HEALTH FLORIDA MEDICAL CLINIC URGENT CARE | | | 3 | 100% | 3 |
| ADVENTHEALTH MEDICAL GROUP ADULT AND SENIOR HEALTH | | | 3 | 100% | 3 |
| AFC URGENT CARE/FARRAGUT | | | 3 | 100% | 3 |
| CVS IL3163POCT OAK PARK | | 3 | | | 3 |
| ALLIANCE LABS @LRMC | | | 3 | 100% | 3 |
| THE DOCTOR'S OFFICE OF WEST CALDWELL | | 3 | | | 3 |
| MONTANA PUBLIC HEALTH LAB | | | 3 | 100% | 3 |
| BROOKDALE OAKBRIDGE | | 1 | 2 | 67% | 3 |
| SOLERA SPECIALTY PHARMACY LLC | | 2 | 1 | 33% | 3 |
| SPARROW CENTRAL LAB | | | 3 | 100% | 3 |
| CVS CA9803POCT RIVERSIDE | | 3 | | | 3 |
| Hackensack Univ Medical Center At Pasc | | 2 | 1 | 33% | 3 |
| SAN JUAN REGIONAL MEDICAL CENTER | | 3 | | | 3 |
| HOLY CITY MED URGENT CARE | | | 3 | 100% | 3 |
| COL CROSSROAD | | 1 | 2 | 67% | 3 |
| CVS IL8753POCT CHICAGO | | 3 | | | 3 |
| BAYSHORE MEDICAL CENTER LABORATORY | | 3 | | | 3 |
| CVS IL4778POCT EVANSTON | | 3 | | | 3 |
| MARTIN MEDICAL CENTER INC | | 1 | 2 | 67% | 3 |
| Walgreens #5984 | | 3 | | | 3 |
| RIGHT AT HOME | | | 3 | 100% | 3 |
| PRIMARY CARE CENTER OF LAKE CITY, THE | | | 3 | 100% | 3 |
| MEDEXPRESS URGENT CARE - JEANNETTE | | 3 | | | 3 |
| USCG ABBOTT BINAXNOW | | 2 | 1 | 33% | 3 |
| CVS CT288POCT BRISTOL | | 2 | 1 | 33% | 3 |
| BOONES CREEK URGENT CARE | | 1 | 2 | 67% | 3 |
| CVS SC2497POCT LEXINGTON | | 3 | | | 3 |
| APEX CLINICAL LABORATORIES INC | | 3 | | | 3 |
| CROWNE HEALTH CARE OF FORT PAYNE | | 2 | 1 | 33% | 3 |
| RCA LABORATORY SERVICES LLC | | | 3 | 100% | 3 |
| ST. PETERSBURG PEDIATRICS- 38TH AVENUE | | | 3 | 100% | 3 |
| WALGREENS #05477 | | 3 | | | 3 |
| LPG PEDIATRICS AT LEHIGH ACRES | | 2 | 1 | 33% | 3 |
| PIEDMONT ROCKDALE HOSPITAL | | 2 | 1 | 33% | 3 |
| QUALITY LABORATORY SERVICE | | 2 | 1 | 33% | 3 |
| PRECIDENT FLORIDA | | 3 | | | 3 |
| MEDICAL SERVICES OF AMERICA HOME HEALTH | | 3 | | | 3 |
| SUPER HEALTH PHARMACY LLC | | 3 | | | 3 |
| NORTH BROWARD HOSPITAL DISTRICT HEALTHCARE FOR THE HOMELESS | | | 3 | 100% | 3 |
| CVS PA2687POCT EXTON | | 3 | | | 3 |
| SISD EMPLOYEE HEALTH CLINIC | | | 3 | 100% | 3 |
| CCRX OF NORTH CAROLINA, LLC | | 2 | 1 | 33% | 3 |
| ACCESS 365 URGENT CARE LLC | | 1 | 2 | 67% | 3 |

COVID-19: testing by laboratory

Data through Apr 14, 2021 verified as of Apr 15, 2021 at 09:25 AM

Data in this report are provisional and subject to change.

The numbers in the table below represent the number of Florida and non-Florida residents for whom test results were received by the Department of Health. A person can be tested by more than one laboratory and can have both positive and negative results. **Therefore, the sum of the numbers in each column will be larger than the total number of people tested.**

| Reporting lab | Inconclusive | Negative | Positive | Percent positive | Total |
|--|--------------|----------|----------|------------------|-------|
| SOUTHEAST GEORGIA HEALTH SYSTEM BRUNS | | 3 | | | 3 |
| UNIVERSITY OF KANSAS MEDICAL CENTER | | | 3 | 100% | 3 |
| ADVENTHEALTH MEDICAL GROUP PEDIATRICS AT APOPKA | | 3 | | | 3 |
| ALABAMA DEPT PUBLIC HEALTH | | | 3 | 100% | 3 |
| CROSSVILLE MEDICAL GROUP | | 1 | 2 | 67% | 3 |
| EMERALD TRACE | | 3 | | | 3 |
| LOCH HAVEN PEDIATRICS | | | 3 | 100% | 3 |
| LIFE CARE CENTER OF SKAGIT VALLEY | | 3 | | | 3 |
| COOPER UNIVERSITY HOSPITAL LABORATORY | | 2 | 1 | 33% | 3 |
| CVS IN6605POCT INDIANAPOLIS | | 2 | 1 | 33% | 3 |
| VELOCITY CARE | | | 3 | 100% | 3 |
| 24TH WEAPONS OF MASS DESTRUCTION - CIVIL SUPPORT | | 3 | | | 3 |
| BEEBE MEDICAL CENTER LABORATORY | | 3 | | | 3 |
| HEPATOLOGY DIAGNOSTIC LAB | | | 3 | 100% | 3 |
| HIALEAH SHORES NURSING AND | | 2 | 1 | 33% | 3 |
| SENTARA NORFOLK GENERAL HOSPITAL CENTRAL LAB | | | 3 | 100% | 3 |
| SKIPPACK MEDICAL LAB | | | 3 | 100% | 3 |
| LUCID LABORATORY SERVICES | | 3 | | | 3 |
| CVS CA9858POCT SANTA CLARITA | | 3 | | | 3 |
| GRASSY SPRAIN PHARMACY INC | | 3 | | | 3 |
| THE CENTER FOR DISCOVERY | | 3 | | | 3 |
| PREMIER MOBILE HEALTH SERVICES, LLC | | 1 | 2 | 67% | 3 |
| Concordia Village of Tampa | | | 3 | 100% | 3 |
| JACKSONVILLE VA OPC | | | 3 | 100% | 3 |
| CVS NC2749POCT CONCORD | | 3 | | | 3 |
| GREENTREE MEDICAL CENTER | | | 3 | 100% | 3 |
| PICHARDO CLINIC, THE | | 1 | 2 | 67% | 3 |
| MEDEXPRESS URGENT CARE - HACKETTSTOWN | | 2 | 1 | 33% | 3 |
| MINUTECLINIC DIAG OF IND, LLC #6483 | | 1 | 2 | 67% | 3 |
| MINUTECLINIC DIAG OF IND, LLC #6908 | | 3 | | | 3 |
| TMH REHABILITATION CENTER | | 3 | | | 3 |
| ORLANDO AIRPORT DIALYSIS | | 3 | | | 3 |
| LOYOLA UNIVERSITY MEDICAL CENTER LABORATORY | | | 3 | 100% | 3 |
| NORTHWELL HEALTH | | | 3 | 100% | 3 |
| TAMPA | | 1 | 2 | 67% | 3 |
| BLACKWATER RIVER | | | 3 | 100% | 3 |
| MEMORIAL HERMANN | | | 3 | 100% | 3 |
| Kroger 388 - The Little Clinic Braelinn Village | | 3 | | | 3 |
| FAMILY CARE SPECIALISTS OF ORLANDO | | | 3 | 100% | 3 |
| PEDIATRICS BY THE SEA JOG RD OFFICE | | | 3 | 100% | 3 |
| GARCIA MORALES NELSON | | | 3 | 100% | 3 |
| ESTERO FIRE RESCUE | | 3 | | | 3 |
| HARBOUR'S EDGE | | 2 | 1 | 33% | 3 |
| ELITE PRIMARY CARE OF WAYCROSS | | | 3 | 100% | 3 |
| RICHMOND CITY DEPARTMENT OF PUBLIC HEALTH | | | 3 | 100% | 3 |
| MEDEXPRESS URGENT CARE-ARLINGTON | | 2 | 1 | 33% | 3 |
| CVS PA7132POCT THORNDALE | | 3 | | | 3 |

COVID-19: testing by laboratory

Data through Apr 14, 2021 verified as of Apr 15, 2021 at 09:25 AM

Data in this report are provisional and subject to change.

The numbers in the table below represent the number of Florida and non-Florida residents for whom test results were received by the Department of Health. A person can be tested by more than one laboratory and can have both positive and negative results. **Therefore, the sum of the numbers in each column will be larger than the total number of people tested.**

| Reporting lab | Inconclusive | Negative | Positive | Percent positive | Total |
|---|--------------|----------|----------|------------------|-------|
| AFFORDABLE PRIMARY CARE LLC | | 3 | | | 3 |
| CVS MA654POCT ACTON | | 3 | | | 3 |
| WALGREENS NO 19542 | | 3 | | | 3 |
| CGH MEDICAL CENTER | | | 3 | 100% | 3 |
| CVS MI8091POCT FRASER | | 2 | 1 | 33% | 3 |
| YATES COUNTY PUBLIC HEALTH | | 3 | | | 3 |
| ADVENTHEALTH WATERMAN COMMUNITY CLINIC | | | 3 | 100% | 3 |
| NC STATE LABORATORY OF PUBLIC HEALTH | | 3 | | | 3 |
| Englewood Health and Rehab | | | 3 | 100% | 3 |
| EASTMAN HEALTHCARE & REHAB | | 3 | | | 3 |
| CHILDREN'S HEALTHCARE OF ATLANTA AT EG | | 3 | | | 3 |
| MEDNOW URGENT CARE | | 3 | | | 3 |
| CROSSROADS URGENT CARE PLLC | | 3 | | | 3 |
| ADVENT HEALTH MEDICAL GROUP FAMILY MEDICINE | | | 3 | 100% | 3 |
| FLORIDA LABORATORY ANALYSIS, LLC | | | 3 | 100% | 3 |
| PANCARE HEALTH - FRANKLIN CO | | | 3 | 100% | 3 |
| GULF COAST IMMEDIATE CARE CENTER | | 1 | 2 | 67% | 3 |
| NORTHWEST FLORIDA CLINICAL LAB | | 1 | 2 | 67% | 3 |
| MERCY HOSPITAL | | | 3 | 100% | 3 |
| CVS NJ837POCT MARLTON | | 3 | | | 3 |
| CVS AZ1720POCT QUEEN CREEK | | 3 | | | 3 |
| MEDEXPRESS URGENT CARE - ANDERSON | | 3 | | | 3 |
| Bainbridge Health and Rehab | | 3 | | | 3 |
| EXCEL URGENT CARE OF PARAMUS LLC | | 3 | | | 3 |
| CVS MA217POCT TEWKSBURY | | 3 | | | 3 |
| NASON HOSPITAL | | | 3 | 100% | 3 |
| CVS MA1006POCT BROCKTON | | 3 | | | 3 |
| STRINGFELLOW MEMORIAL HOSPITAL | | 3 | | | 3 |
| HELIX LW UC | | 1 | 2 | 67% | 3 |
| 15 TO KNOW | | | 3 | 100% | 3 |
| LEESBURG COMMUNITY HEALTH CENTERS | | | 3 | 100% | 3 |
| TAMPA INTERNATIONAL AIRPORT | | | 3 | 100% | 3 |
| FLORIDA MENTOR-POINT WEST CLUSTER | | 3 | | | 3 |
| US SPECIALTY LABS | | | 3 | 100% | 3 |
| CVS MO5727POCT PLATTE CITY | | 3 | | | 3 |
| BOSTON MEDICAL CENTER | | | 3 | 100% | 3 |
| Village on the Green | | | 3 | 100% | 3 |
| ALLEGHENY GENERAL HOSPITAL | | | 3 | 100% | 3 |
| MINUTECLINIC, LLC #05814 | | 3 | | | 3 |
| Magnolia Health and Rehab Center | | | 3 | 100% | 3 |
| CVS CA9485POCT MISSION VIEJO | | 3 | | | 3 |
| VIRGINIA DEPARTMENT OF HEALTH DIVISION OF | | | 3 | 100% | 3 |
| UVA HEALTH SYSTEM MEDICAL LABORATORIES | | | 3 | 100% | 3 |
| CAREHERE LLC | | | 3 | 100% | 3 |
| CVS MO8555POCT KANSAS CITY | | 3 | | | 3 |
| BROOME COUNTY HEALTH DEPARTMENT | | 2 | 1 | 33% | 3 |
| NEW GEN LABS | | | 3 | 100% | 3 |

COVID-19: testing by laboratory

Data through Apr 14, 2021 verified as of Apr 15, 2021 at 09:25 AM

Data in this report are provisional and subject to change.

The numbers in the table below represent the number of Florida and non-Florida residents for whom test results were received by the Department of Health. A person can be tested by more than one laboratory and can have both positive and negative results. **Therefore, the sum of the numbers in each column will be larger than the total number of people tested.**

| Reporting lab | Inconclusive | Negative | Positive | Percent positive | Total |
|--|--------------|----------|----------|------------------|-------|
| SERENADES BY SONATA | | 1 | 2 | 67% | 3 |
| VICAR'S LANDING NURSING HOME | | 2 | 1 | 33% | 3 |
| ADRIANA M CASTRO MD PA | | 3 | | | 3 |
| MUNSON MEDICAL CENTER | | | 3 | 100% | 3 |
| WAL-MART STORES EAST LP | | 2 | 1 | 33% | 3 |
| CVS IL8750POCT CHICAGO | | 1 | 2 | 67% | 3 |
| Good Samaritan Society - Fairfield Glade | | 3 | | | 3 |
| NEBRASKA MEDICAL CENTER | | | 3 | 100% | 3 |
| CVS IL2798POCT CHICAGO | | 1 | 2 | 67% | 3 |
| AVALON MEDICAL GROUP | | 1 | 2 | 67% | 3 |
| CTRS | | | 3 | 100% | 3 |
| MEDEXPRESS URGENT CARE, HANOVER | | 2 | 1 | 33% | 3 |
| FLORIDA HOSPITAL LABORATORIES | | 3 | | | 3 |
| CAPTIAL REGIONAL MEDICAL CENTER | | | 3 | 100% | 3 |
| INTERCOASTAL FAMILY PRATICE | | 1 | 2 | 67% | 3 |
| CVS PA371POCT PHILADELPHIA | | 3 | | | 3 |
| CORTLAND COUNTY HEALTH DEPARTMENT | | 3 | | | 3 |
| CVS IL2297144CV CHICAGO | | 3 | | | 3 |
| FOUR WINDS BEHAVIORAL HEALTH | | 3 | | | 3 |
| GUTHRIE CORNING HOSPITAL LABORATORY | | 3 | | | 3 |
| ESCO DRUG CO INC | | 3 | | | 3 |
| SSM HEALTH ST LOUIS MICROBIOLOGY LABORATORY | | 1 | 2 | 67% | 3 |
| OHIO DEPARTMENT OF HEALTH LABORATORY | | 2 | 1 | 33% | 3 |
| EASTERN NEW MEXICO MEDICAL CENTER | | 3 | | | 3 |
| CLEARWATER | | 2 | 1 | 33% | 3 |
| IMMERSION RESIDENTIAL LLC | | | 3 | 100% | 3 |
| EASTSIDE MEDICAL CENTER | | 3 | | | 3 |
| MEDICAL CENTER OF CENTRAL GEORGIA | | | 3 | 100% | 3 |
| ASPEN VALLEY HOSPITAL | | | 3 | 100% | 3 |
| THOMAS LANGLEY | | | 3 | 100% | 3 |
| Kroger 522 - The Little Clinic Gahanna | | 2 | 1 | 33% | 3 |
| CVS TX7675POCT RED OAK | | 1 | 2 | 67% | 3 |
| TRISTAR WELLNESS, LLC | | 3 | | | 3 |
| MINUTE CLINIC LLC #1831 | | 3 | | | 3 |
| John Knox Manor Inc II | | 2 | 1 | 33% | 3 |
| NORTH CAROLINA DEPT OF HEALTH & HUMAN SRVCS STATE LAB OF PUBLIC HEALTH | | | 3 | 100% | 3 |
| FREDERICK MEMORIAL HOSPITAL | | | 3 | 100% | 3 |
| INSPIRA MEDICAL CENTER VINELAND LAB | | 2 | 1 | 33% | 3 |
| HOCHBERG LOWER SCHOOL | | 3 | | | 3 |
| MERCY HEALTH | | | 3 | 100% | 3 |
| MEDEXPRESS URGENT CARE - ROCKAWAY | | 3 | | | 3 |
| COMMUNITY MEDICAL CENTER | | | 3 | 100% | 3 |
| CHILDREN'S HEALTHCARE OF ATLANTA | | 3 | | | 3 |
| MINUTECLINIC DIAGNOSTIC PA #3344 | | 3 | | | 3 |
| CVS CA9492POCT YORBA LINDA | | 3 | | | 3 |
| GENDERXPRESS/PICTURE ME PERFECT IMAGING | | | 3 | 100% | 3 |
| NATIONAL JEWISH HEALTH | | | 3 | 100% | 3 |

COVID-19: testing by laboratory

Data through Apr 14, 2021 verified as of Apr 15, 2021 at 09:25 AM

Data in this report are provisional and subject to change.

The numbers in the table below represent the number of Florida and non-Florida residents for whom test results were received by the Department of Health. A person can be tested by more than one laboratory and can have both positive and negative results. **Therefore, the sum of the numbers in each column will be larger than the total number of people tested.**

| Reporting lab | Inconclusive | Negative | Positive | Percent positive | Total |
|--|--------------|----------|----------|------------------|-------|
| Wilkes-Barre VAMC | | 3 | | | 3 |
| MANATEE URGENT CARE LLC | | | 3 | 100% | 3 |
| LAB PLUS, LLC AT ASCENSION SAINT THOMA | | 3 | | | 3 |
| FLORIDA MEDICAL CENTER | | | 3 | 100% | 3 |
| VA OUTPATIENT CLINIC-NEW PORT RICHEY | | | 3 | 100% | 3 |
| SCRIPPS CLINIC MEDICAL | | | 3 | 100% | 3 |
| NHC DICKSON | | 3 | | | 3 |
| ADVANCED HEART CARE OF SOUTH FLORIDA | | 3 | | | 3 |
| ADVANCED URGENT CARE CENTER OF THE UPPER KEYS | | 1 | 2 | 67% | 3 |
| Glenview Terrace Nursing Center | | 3 | | | 3 |
| NEBRASKA DEPARTMENT OF HEALTH AND HUMAN SERVICES | | | 3 | 100% | 3 |
| SIGNATURE CARE PFLUGERVILLE | | | 3 | 100% | 3 |
| Michael J Crescenz VA Outpatient Dialysis Center | | 3 | | | 3 |
| BOLING, STEPHANIE | | 3 | | | 3 |
| SOFTLAB | | | 3 | 100% | 3 |
| SEMINOLE FAMILY HEALTH CENTER | | 3 | | | 3 |
| ADVENTHEALTH SEBRING- INFECTION CONTROL DEPARTMENT | | | 3 | 100% | 3 |
| CARTERSVILLE MEDICAL CENTER | | 1 | 2 | 67% | 3 |
| BRANDON REGIONAL EMERGENCY CTR | | | 3 | 100% | 3 |
| WINDSOR AT OCALA | | 2 | 1 | 33% | 3 |
| CVS TX7825POCT FRISCO | | 2 | 1 | 33% | 3 |
| SOUTH LAKE FAMILY HEALTH CENTER | | | 3 | 100% | 3 |
| St. Josephs Hospital | | 1 | 2 | 67% | 3 |
| SKIN WELLNESS PHYSICIANS LLC | | 3 | | | 3 |
| GYN PATH SERVICES | | | 3 | 100% | 3 |
| ADVICE FOR OPTIMAL WELLNESS, INC | | | 3 | 100% | 3 |
| SANFORD MOBILE LAB | | | 3 | 100% | 3 |
| RAPID CITY RUGENT CARE | | | 3 | 100% | 3 |
| EFFINGHAM HOSP, INC, DBA EFFINGHAM HEALTH | | 3 | | | 3 |
| ROYAL PALM RETIREMENT CENTRE | | 3 | | | 3 |
| CVS PHARMACY INC DBA CVS/PHARMACY #10908 | | 3 | | | 3 |
| CANOPY PEDIATRICS | | 3 | | | 3 |
| WOMACK ARMY MEDICAL CENTER | | | 3 | 100% | 3 |
| MEDEXPRESS URGENT CARE-SELINGSGROVE | | 2 | 1 | 33% | 3 |
| ASPIRUS WAUSAU HOSPITAL | | | 3 | 100% | 3 |
| EXETER HOSPITAL | | 3 | | | 3 |
| CONCENTRA - ORLANDO SOUTH II | | 3 | | | 3 |
| Edward Hines, Jr. VA Hospital | | 2 | 1 | 33% | 3 |
| SOUTH MIAMI HOSPITAL | | | 3 | 100% | 3 |
| JUPITER INTERNAL MEDICINE AND ASSOCIATES | | | 3 | 100% | 3 |
| PRISMA HEALTH MIDLANDS | | | 3 | 100% | 3 |
| AFC URGENT CARE GUNBARREL | | | 3 | 100% | 3 |
| HOUSTON METHODIST HOSPITAL | | | 3 | 100% | 3 |
| CALLE OCHO DIALYSIS | | | 3 | 100% | 3 |
| CVS MA969POCT PALMER | | 3 | | | 3 |
| SURETOX LABORATORY LLC | | 2 | 1 | 33% | 3 |
| BAPTIST OUTPATIENT SERVICES | | | 3 | 100% | 3 |

COVID-19: testing by laboratory

Data through Apr 14, 2021 verified as of Apr 15, 2021 at 09:25 AM

Data in this report are provisional and subject to change.

The numbers in the table below represent the number of Florida and non-Florida residents for whom test results were received by the Department of Health. A person can be tested by more than one laboratory and can have both positive and negative results. **Therefore, the sum of the numbers in each column will be larger than the total number of people tested.**

| Reporting lab | Inconclusive | Negative | Positive | Percent positive | Total |
|---|--------------|----------|----------|------------------|-------|
| NASSAU COUNTY HEALTH DEPARTMENT | | 3 | | | 3 |
| PREMIER FAMILY AND SPORTS MEDICINE | | 2 | 1 | 33% | 3 |
| LEE CONVENIENT CARE AT SUMMERLIN | | | 3 | 100% | 3 |
| PREMIER CLINICAL RESEARCH INSTITUTE INC | | | 3 | 100% | 3 |
| Kroger 758 - The Little Clinic Providence | | 3 | | | 3 |
| MEDEXPRESS URGENT CARE-WILKINS TOWNSHIP, WILLIAM PENN HIGHWAY | | 3 | | | 3 |
| COMMUNITY HEALTH CENTERS OF PINELLAS, INC | | 1 | 2 | 67% | 3 |
| OMNI HEALTHCARE INC | | 1 | 2 | 67% | 3 |
| CVS NC7548POCT FUQUAY VARINA | | 2 | 1 | 33% | 3 |
| MIDWAY SPECIALTY CARE RX LLC | | 1 | 2 | 67% | 3 |
| NORTHCREST MEDICAL CENTER | | 1 | 2 | 67% | 3 |
| SUMMIT MEDICAL GROUP - WEST ORANGE | | 3 | | | 3 |
| NORTH DAKOTA DEPT OF HEALTH MICROBIOLOGY | | 1 | 2 | 67% | 3 |
| HEARTLAND - CHARLESTON OF HANAHAN SC, | | 3 | | | 3 |
| CVS MA920POCT CLINTON | | 3 | | | 3 |
| KISSIMMEE URGENT CARE | | 3 | | | 3 |
| FAMILY FIRST PEDIATRICS | | | 3 | 100% | 3 |
| Kroger 635 - The Little Clinic Dacula | | 3 | | | 3 |
| CVS OH2486POCT NILES | | 1 | 2 | 67% | 3 |
| MID-FLORIDA PATHOLOGY LLC - MOBILE UNIT # 3 | | 1 | 2 | 67% | 3 |
| TUFTS MEDICAL CENTER | | | 3 | 100% | 3 |
| CVS KS676POCT LAWRENCE | | 2 | 1 | 33% | 3 |
| ACCESS LABORATORIES LLC | | | 3 | 100% | 3 |
| CLINICAL CARE ASSOCIATES, INC | | | 3 | 100% | 3 |
| CVS AZ7841POCT TUCSON | | 3 | | | 3 |
| CVS SC5471POCT LEXINGTON | | 2 | 1 | 33% | 3 |
| THE OASIS BEACHSIDE | | 3 | | | 3 |
| CARESPOT-WELLINGTON | | | 3 | 100% | 3 |
| NOVANT HEALTH PRESBYTERIAN | | 2 | 1 | 33% | 3 |
| AMI ST FRANCIS HOSPITAL LABORATORY | | 2 | 1 | 33% | 3 |
| Cleveland Clinic Weston | | | 3 | 100% | 3 |
| Kings County Hospital Center | | | 3 | 100% | 3 |
| ORLANDO REGIONAL HEALTH SERVICES | | 1 | 2 | 67% | 3 |
| CERTIVIA LABORATORIES | | | 3 | 100% | 3 |
| THE DOCTORS OFFICE OF BRICK, LLC | | 3 | | | 3 |
| WALGREENS #3811 | | 1 | 2 | 67% | 3 |
| CVS NE8616POCT LINCOLN | | 1 | 2 | 67% | 3 |
| YORK HOSPITAL - LABORATORY | | | 3 | 100% | 3 |
| OHIO HEALTH DOCTORS HOSPITAL | | | 3 | 100% | 3 |
| CVS HEALTH, #5962 | | 3 | | | 3 |
| MISSISSIPPI CARE CENTER OF DEKALB LLC | | 3 | | | 3 |
| MINUTECLINIC DIAGNOSTIC OF OHIO #6192 | | 3 | | | 3 |
| CANOPY AT HARPER LAKE, THE | | | 3 | 100% | 3 |
| MINUTECLINIC DIAGNOSTIC OF VIRGINIA, LLC #392 | | 3 | | | 3 |
| NEXTCARE WYOMING LLC | | | 3 | 100% | 3 |
| HARBORCHASE OF GAINESVILLE | | | 3 | 100% | 3 |
| PROPATH | | | 3 | 100% | 3 |

COVID-19: testing by laboratory

Data through Apr 14, 2021 verified as of Apr 15, 2021 at 09:25 AM

Data in this report are provisional and subject to change.

The numbers in the table below represent the number of Florida and non-Florida residents for whom test results were received by the Department of Health. A person can be tested by more than one laboratory and can have both positive and negative results. **Therefore, the sum of the numbers in each column will be larger than the total number of people tested.**

| Reporting lab | Inconclusive | Negative | Positive | Percent positive | Total |
|--|--------------|----------|----------|------------------|-------|
| MURFREESBORO MEDICAL CLINIC | | 3 | | | 3 |
| CORONA NYC LAB | | 3 | | | 3 |
| ADVANCE FAMILY PRACTICE LLC | | | 3 | 100% | 3 |
| RAJ K PAI MD PA | | | 3 | 100% | 3 |
| TEMPUS_LABS | | | 3 | 100% | 3 |
| PIEDMONT FAYETTE HOSPITAL | | 2 | 1 | 33% | 3 |
| NEMOURS CHILDREN'S URGENT CARE LAKE NONA | | | 3 | 100% | 3 |
| DELAWARE PUBLIC HEALTH LABORATORY | | 1 | 2 | 67% | 3 |
| PEDIATRICS AND ADOLESCENT MEDICINE | | 2 | 1 | 33% | 3 |
| Granville Center | 1 | 2 | | | 3 |
| AZALEALAND NURSING HOME | | 3 | | | 3 |
| CORNERSTONE DRUG AND GIFT INC | | 3 | | | 3 |
| VA PRIMARY CARE ANNEX | | | 3 | 100% | 3 |
| CORMEUM LAB SERVICES, LLC | | | 3 | 100% | 3 |
| MEDEXPRESS URGENT CARE, CHAMBERSBURG | | 2 | 1 | 33% | 3 |
| TRINITY PEDIATRICS | | | 3 | 100% | 3 |
| BNC Medical Investors, LLC Berrien Nursing & Rehabilitation Center | | 3 | | | 3 |
| SCIENTIFIC LABORATORY DIVISION | | | 3 | 100% | 3 |
| EXPEDIAN URGENT CARE | | | 3 | 100% | 3 |
| IP BOISE 1 | | 2 | 1 | 33% | 3 |
| NORTH NAPLES HOSPITAL RESPIRATORY THERAPY DEPARTMENT | | | 3 | 100% | 3 |
| C19 LABS | | | 3 | 100% | 3 |
| BAYSTATE MEDICAL CENTER | | 1 | 2 | 67% | 3 |
| WHOLE CHILD PEDIATRICS | | | 3 | 100% | 3 |
| CVS PA7611POCT ALLISON PARK | | 3 | | | 3 |
| MEDFUSION | | 2 | 1 | 33% | 3 |
| CVS NE5714POCT OMAHA | | 2 | 1 | 33% | 3 |
| CVS KY2332POCT GEORGETOWN | | 2 | 1 | 33% | 3 |
| CVS TN7144POCT BARTLETT | | 3 | | | 3 |
| MARYLAND STATE DEPT OF HEALTH | 2 | | 1 | 33% | 3 |
| CUMBERLAND MEDICAL CENTER INC | | 3 | | | 3 |
| CVS IN6757POCT COLUMBUS | | 3 | | | 3 |
| CVS RI326POCT NORTH SMITHFIELD | | 3 | | | 3 |
| QUEST DIAGNOSTICS CLINICAL LABORATORIES INC | | 2 | 1 | 33% | 3 |
| MEDEXPRESS URGENT CARE - LAWRENCE | | 3 | | | 3 |
| VIRGINIA DIVISION OF CONSOLIDATED LABORATORIES | | | 3 | 100% | 3 |
| Kroger 093 - The Little Clinic Stapleton | | 2 | 1 | 33% | 3 |
| FAMILY TREE MEDICAL GROUP PA | | 2 | 1 | 33% | 3 |
| ROANE MEDICAL CENTER | | 2 | 1 | 33% | 3 |
| FLORIDA HOSPITAL PHYSICIANS GROUP | | 1 | 2 | 67% | 3 |
| LAHEY CLINIC MEDICAL CENTER | | | 3 | 100% | 3 |
| JS HEALTHCARE | | 2 | 1 | 33% | 3 |
| EVENING PEDIATRICS INC | | 1 | 2 | 67% | 3 |
| OLYMPUS HEALTH AND PERFORMANCE | | | 3 | 100% | 3 |
| PARKLAND HEALTH & HOSPITAL | | | 3 | 100% | 3 |
| PINELLAS PARK HEALTH CENTER - PINELLAS CHD | | 1 | 2 | 67% | 3 |
| NAVAL HOSPITAL CAMP PENDLETON | | | 3 | 100% | 3 |

COVID-19: testing by laboratory

Data through Apr 14, 2021 verified as of Apr 15, 2021 at 09:25 AM

Data in this report are provisional and subject to change.

The numbers in the table below represent the number of Florida and non-Florida residents for whom test results were received by the Department of Health. A person can be tested by more than one laboratory and can have both positive and negative results. **Therefore, the sum of the numbers in each column will be larger than the total number of people tested.**

| Reporting lab | Inconclusive | Negative | Positive | Percent positive | Total |
|---|--------------|----------|----------|------------------|-------|
| MINUTECLINIC DIAGNOSTIC OF WISCONSIN, | | 3 | | | 3 |
| ST. LUKE'S HOSPITAL - BETHLEHEM CAMPUS | | 1 | 2 | 67% | 3 |
| CVS PA1657POCT YORK | | 2 | 1 | 33% | 3 |
| BAPTIST PRIMARY CARE FERNANDINA BEACH | | | 3 | 100% | 3 |
| MEDEXPRESS URGENT CARE - TOPEKA, SW WANAMAKER RD | | 3 | | | 3 |
| NYU WINTHROP LABORATORY | | 3 | | | 3 |
| Kroger 627 - The Little Clinic Castleberry | | 2 | 1 | 33% | 3 |
| HEALTH AND WELLNESS URGENT CARE LLC | | | 3 | 100% | 3 |
| MINUTECLINIC DIAGNOSTIC OF NEW MEXICO LLC #7552 | | 3 | | | 3 |
| AUSTIN PUBLIC HEALTH | | | 3 | 100% | 3 |
| UMASS MEMORIAL MEDICAL CENTER, INC | | 1 | 1 | 50% | 2 |
| CSS- TWELVE OAKS | | | 2 | 100% | 2 |
| PHYSICIANS LABORATORY SERVICES | | | 2 | 100% | 2 |
| NEMOURS CHILDRENS PRIMARY CARE | | | 2 | 100% | 2 |
| MILLERSVILLE UNIVERSITY HEALTH SERVICE | | 2 | | | 2 |
| WALKONCLINIC | | | 2 | 100% | 2 |
| CVS NE2741POCT LA VISTA | | 2 | | | 2 |
| ST. JOSEPH REGIONAL MEDICAL CENTER | | | 2 | 100% | 2 |
| Kroger 519 - The Little Clinic Georgesville Square | | 2 | | | 2 |
| DAYTON CHILDRENS HOSPITAL LAB | | | 2 | 100% | 2 |
| FLORIDA DEPARTMENT OF HEALTH IN LEE COUNTY | | 1 | 1 | 50% | 2 |
| WAKULLA URGENT CARE & DIAGNOSTIC | | | 2 | 100% | 2 |
| POINT OF CARE PRIVATE HEALTH MANAGEMENT | | | 2 | 100% | 2 |
| EASTSIDE SPORTS COMPLEX | | | 2 | 100% | 2 |
| EXPRESSCARE URGENT CARE CENTER | | | 2 | 100% | 2 |
| RM PHARMACY SERVICES INC | | 1 | 1 | 50% | 2 |
| BAPTIST HOSPITAL OF MIAMI MCI BROWARD LABORATORY | | | 2 | 100% | 2 |
| HCR MANOR CARE SERVICES OF FLORIDA III INC | | 2 | | | 2 |
| Timber Ridge Health Care Center | | | 2 | 100% | 2 |
| MINUTECLINIC DIAGNOSTIC, PA #10252 | | 2 | | | 2 |
| Manor Care-Kingston Court of York PA, LLC | | 2 | | | 2 |
| 87TH MEDICAL GROUP – MCGUIRE AMBULATORY CARE FACILITY | | 2 | | | 2 |
| PEDIATRIC HEALTH CARE | | 1 | 1 | 50% | 2 |
| UF KANAPAHA LAB BEAKER | | 2 | | | 2 |
| BMC/JACSONVILLE | | 1 | 1 | 50% | 2 |
| FLORIDA SCHOOL FOR THE DEAF & BLIND | | | 2 | 100% | 2 |
| BAY CORRECTIONAL AND REHABILITATION FACILITY | | | 2 | 100% | 2 |
| RABI SINHA, MD | | 2 | | | 2 |
| UW HOSPITAL AND CLINICS | | 1 | 1 | 50% | 2 |
| URGENTMED PLANTATION | | | 2 | 100% | 2 |
| CARINGPLUS HOMECARE LLC | | 1 | 1 | 50% | 2 |
| CORTLAND PARK REHABILITATION AND NURSING CENTER | | 1 | 1 | 50% | 2 |
| SHELL POINT HOME HEALTH | | | 2 | 100% | 2 |
| CVS NJ2508POCT MANALAPAN | | 2 | | | 2 |
| SWEDISH COVENANT HOSPITAL | | | 2 | 100% | 2 |
| MEASE COUNTRYSIDE HOSPITAL CARDIAC REH | | | 2 | 100% | 2 |
| SOUTHSIDE FAMILY MEDICAL | | 2 | | | 2 |

COVID-19: testing by laboratory

Data through Apr 14, 2021 verified as of Apr 15, 2021 at 09:25 AM

Data in this report are provisional and subject to change.

The numbers in the table below represent the number of Florida and non-Florida residents for whom test results were received by the Department of Health. A person can be tested by more than one laboratory and can have both positive and negative results. **Therefore, the sum of the numbers in each column will be larger than the total number of people tested.**

| Reporting lab | Inconclusive | Negative | Positive | Percent positive | Total |
|---|--------------|----------|----------|------------------|-------|
| INSPIRE HEALTHCARE CENTER | | | 2 | 100% | 2 |
| MEMORIAL HOSPITAL OF TAMPA | | | 2 | 100% | 2 |
| MEDEXPRESS URGENT CARE - SPRINGFIELD, COOLEY ST | | 2 | | | 2 |
| CVS MN663POCT APPLE VALLEY | | 2 | | | 2 |
| DALLAS BAPTIST UNIVERSITY - HEALTH SERVICES | | | 2 | 100% | 2 |
| APC PEDIATRICS | | | 2 | 100% | 2 |
| CRAWFORD COUNTY CARE CENTER | | 2 | | | 2 |
| MEDLOGIC, LLC | | 2 | | | 2 |
| MAJESTIC GUARDIANS | | | 2 | 100% | 2 |
| UMHC HOLLYWOOD LABORATORY | | | 2 | 100% | 2 |
| MEDSTAR HARBOR HOSPITAL | | | 2 | 100% | 2 |
| MEDEXPRESS URGENT CARE - LINCOLN VILLA | | 2 | | | 2 |
| FIRST PREVENTION AND DIALYSIS CENTER LLC | | | 2 | 100% | 2 |
| ARCPPOINTLABS OF VIRGINIA BEACH | | 1 | 1 | 50% | 2 |
| REGIONS HOSPITAL LABORATORY | | | 2 | 100% | 2 |
| CVS TX7151POCT HUMBLE | | 2 | | | 2 |
| UNIVERSITY OF MN MEDICAL CENTER EAST CAMPUS | | | 2 | 100% | 2 |
| Greystone Nursing and Rehab, LLC | | | 2 | 100% | 2 |
| EXCELTOX LABORATORIES LLC | | 2 | | | 2 |
| Good Samaritan Society-Blackduck | | 1 | 1 | 50% | 2 |
| COOPER CLINIC | | | 2 | 100% | 2 |
| HERNANDO CHILDREN'S | | | 2 | 100% | 2 |
| FLORIDA MENTOR FAULKNER GROUP HOME | | | 2 | 100% | 2 |
| VA CBOC | | | 2 | 100% | 2 |
| MI Nursing Restorative Center | | 2 | | | 2 |
| UNIVERSITY OF MARYLAND MEDICAL CENTER | | | 2 | 100% | 2 |
| University Center East | | | 2 | 100% | 2 |
| ALVERNO CLINICAL LABORATORIES | | | 2 | 100% | 2 |
| RAPID MD | | | 2 | 100% | 2 |
| PINARD HOME HEALTH SERVICES INC | | | 2 | 100% | 2 |
| MINUTE CLINIC DIAGNOSTIC OF KANSAS PA | | 2 | | | 2 |
| MEDEXPRESS URGENT CARE - CONWAY | | 2 | | | 2 |
| SUNSHINE PHARMACY | | 2 | | | 2 |
| RUST MEDICAL CENTER | | 2 | | | 2 |
| KIVA AT MOUNT DORA | | | 2 | 100% | 2 |
| ACCESS MEDICAL GROUP OF FLORIDA CITY | | | 2 | 100% | 2 |
| SANTA ROSA COUNTY HEALTH DEPARTMENT | | | 2 | 100% | 2 |
| OAKMONT OF UNION SC, LLC | | 2 | | | 2 |
| HOLSTON MEDICAL GROUP | | 2 | | | 2 |
| UT AUSTIN UNIVERSITY HEALTH SERVICES | | | 2 | 100% | 2 |
| SOUTH TAMPA AFTER HOURS CLINIC | | | 2 | 100% | 2 |
| MED-LAKE LABORATORY, LLC | | | 2 | 100% | 2 |
| ACCESS MEDICAL GROUP OF TAMPA II, INC | | 2 | | | 2 |
| VAULT HEALTH | | | 2 | 100% | 2 |
| CVS M08581POCT BLUE SPRINGS | | 1 | 1 | 50% | 2 |
| CROSSROADS URGENT CARE DBA URGENT TEA | | 2 | | | 2 |
| Beecher Manor Nursing and Rehabilitation Center | | 2 | | | 2 |

COVID-19: testing by laboratory

Data through Apr 14, 2021 verified as of Apr 15, 2021 at 09:25 AM

Data in this report are provisional and subject to change.

The numbers in the table below represent the number of Florida and non-Florida residents for whom test results were received by the Department of Health. A person can be tested by more than one laboratory and can have both positive and negative results. **Therefore, the sum of the numbers in each column will be larger than the total number of people tested.**

| Reporting lab | Inconclusive | Negative | Positive | Percent positive | Total |
|--|--------------|----------|----------|------------------|-------|
| CARE NOW DENTON | | | 2 | 100% | 2 |
| MIAMI DADE MEDICAL RESEARCH INSTITUTE | | | 2 | 100% | 2 |
| TRUE HEALTH INC | | | 2 | 100% | 2 |
| VILLAGES HEALTH SYSTEM, LLC, THE | | | 2 | 100% | 2 |
| TENNESSEE VALLEY HCS | | | 2 | 100% | 2 |
| CVS NC6633POCT FAYETTEVILLE | | 2 | | | 2 |
| HEALTH PARTNERS REGIONAL HOSPITAL | | | 2 | 100% | 2 |
| CVS OK6225POCT EDMOND | | 2 | | | 2 |
| MOORE CLINICAL RESEARCH INC | | | 2 | 100% | 2 |
| CVS AZ5477POCT SURPRISE | | 2 | | | 2 |
| NEW BRIDGE MEDICAL CENTER | | 2 | | | 2 |
| UT PATH | | | 2 | 100% | 2 |
| DELRAY BEACH HEALTH CENTER | | | 2 | 100% | 2 |
| TLC MEDICAL | | | 2 | 100% | 2 |
| US LABS | | 2 | | | 2 |
| Florida Baptist Retirement Center | | 1 | 1 | 50% | 2 |
| Kroger 020 - The Little Clinic Wheat Ridge | | 2 | | | 2 |
| Kroger 426 - The Little Clinic Suwanee | | 2 | | | 2 |
| TWIN LAKES REHAB & HEALTHCARE | | 2 | | | 2 |
| CVS AZ9277POCT TUCSON | | 2 | | | 2 |
| FLORIDA MEDICAL CLINIC, LLC | | | 2 | 100% | 2 |
| MEMORIAL HERMANN HOSPITAL | | | 2 | 100% | 2 |
| ELMHURST MEMORIAL HOSPITAL | | | 2 | 100% | 2 |
| JEFFERSON WASHINGTON TOWNSHIP HOSPITAL | | 2 | | | 2 |
| VALUE DRUGS GREENLAWN INC | | 2 | | | 2 |
| SAFE PMC | | 2 | | | 2 |
| KEY WEST HMA PHYSICIAN MANAGEMENT, LLC | | | 2 | 100% | 2 |
| AUGUSTA HEALTH SKILLED CARE | | | 2 | 100% | 2 |
| CARE ATC SUN HYDRAULICS TALLAVAST | | | 2 | 100% | 2 |
| Walgreens #10207 | | 2 | | | 2 |
| ROUTE 16 PHARMACY LLC DBA HOLLAND PHAR | | 2 | | | 2 |
| CARE 365 | | | 2 | 100% | 2 |
| SAWGRASS PEDIATRIC PARTNERS LLC | | | 2 | 100% | 2 |
| SOMA MEDICAL CENTER P.A. #4 | | | 2 | 100% | 2 |
| AZALEA HEALTH AND REHABILITATION | | 2 | | | 2 |
| Edinboro Manor | | 2 | | | 2 |
| Alden Des Plaines | | | 2 | 100% | 2 |
| MEDEXPRESS URGENT CARE - SOUTH CHARLESTON | | 2 | | | 2 |
| UNIVERSITY OF VERMONT MEDICAL CENTER | | | 2 | 100% | 2 |
| KANSAS CITY VA MEDICAL CENTER | | | 2 | 100% | 2 |
| Kroger 549 - The Little Clinic Clinton Highway | | 2 | | | 2 |
| TULANE MEDICAL CENTER | | | 2 | 100% | 2 |
| MOBILE PHLEBOTOMY SERVICES | | | 2 | 100% | 2 |
| SHELBYVILLE HOSPITAL COMPANY | | 2 | | | 2 |
| Mary Anna Nursing Home | | 2 | | | 2 |
| ADVANCED MEDICAL OF FLORIDA | | | 2 | 100% | 2 |
| POMERENE HOSPITAL | | | 2 | 100% | 2 |

COVID-19: testing by laboratory

Data through Apr 14, 2021 verified as of Apr 15, 2021 at 09:25 AM

Data in this report are provisional and subject to change.

The numbers in the table below represent the number of Florida and non-Florida residents for whom test results were received by the Department of Health. A person can be tested by more than one laboratory and can have both positive and negative results. **Therefore, the sum of the numbers in each column will be larger than the total number of people tested.**

| Reporting lab | Inconclusive | Negative | Positive | Percent positive | Total |
|--|--------------|----------|----------|------------------|-------|
| LARKIN COMMUNITY HOSPITAL PALM SPRINGS CAMPUS | | 1 | 1 | 50% | 2 |
| CVS IN6608POCT NEW PALESTINE | | | 2 | 100% | 2 |
| HUMILITY OF MARY HEALTH PARTNERS | | | 2 | 100% | 2 |
| ADVANCED MEDICAL CARE | | | 2 | 100% | 2 |
| WALGREENS #06583 | | 2 | | | 2 |
| MEMORIAL HOSPITAL OF SOUTH BEND | | | 2 | 100% | 2 |
| FLORIDA KEYS PED & ADOLES CTR | | | 2 | 100% | 2 |
| Domiciliary Rehab & Residential Treatment Program | | 2 | | | 2 |
| SHORE MEDICAL CENTER | | 2 | | | 2 |
| Kroger 130 - The Little Clinic Colorado Springs | | 2 | | | 2 |
| DELRAY BEACH HEALTH DEPT LAB | | | 2 | 100% | 2 |
| PRIMARY HEALTH CARE ASSOCIATES INC | | | 2 | 100% | 2 |
| NOVA SOUTHEASTERN UNIVERSITY - STUDENT MEDICAL CTR | | | 2 | 100% | 2 |
| CHAPPEL GROUP RESEARCH, THE | | 2 | | | 2 |
| SOWAL HEALTH & DRUG | | | 2 | 100% | 2 |
| NEW YORK UNIVERSITY MEDICAL CENTER | | | 2 | 100% | 2 |
| TSALI CARE CENTER | | 2 | | | 2 |
| MOUNT SINAI MEDICAL CENTER OF FLORIDA, INC | | | 2 | 100% | 2 |
| Iowa Veterans Home | | 2 | | | 2 |
| BAYOU GARDENS DUNEDIN LLC | | 2 | | | 2 |
| STAGES OF LIFE MEDICAL INSTITUTE | | | 2 | 100% | 2 |
| HEALTH GROUP CENTER INC | | | 2 | 100% | 2 |
| FLORIDA MEDICAL CLINIC RADIOLOGY DALE MABRY | | 2 | | | 2 |
| PM PEDIATRICS OF BAYSIDE, PLLC - RIVE | | 2 | | | 2 |
| BIOHEALTH MEDICAL LAB INC | | | 2 | 100% | 2 |
| PALM BEACH DIGESTIVE ASSOCIATES | | | 2 | 100% | 2 |
| U OF MIAMI MILLER SCHOOL OF MEDICINE | | | 2 | 100% | 2 |
| EAST CENTRAL REGIONAL HOSPITAL GRACEWO | | 2 | | | 2 |
| AL MANI HEALTH INSTUTUTE | | 2 | | | 2 |
| HOPE HEALTH & WELLNESS | | 2 | | | 2 |
| FL DEPT OF HEALTH MARION COUNTY MOBILE HEALTH UNIT | | | 2 | 100% | 2 |
| FEDERAL CORRECTIONAL INSTITUTION MARIANNA | | | 2 | 100% | 2 |
| WEST BOCA MEDICAL CENTER | | | 2 | 100% | 2 |
| DALLAS VA MEDICAL CENTER - VA NORTH TEXAS HEALTH CARE SYSTEM | | | 2 | 100% | 2 |
| MINUTECLINIC MINUTECLINIC #4978 | | 1 | 1 | 50% | 2 |
| RRMC CREEKSIDE LAB | | 2 | | | 2 |
| PALM BAY COMMUNITY OUTPATIENT CLINIC | | 2 | | | 2 |
| SPARTANBURG REGIONAL MEDICAL CENTER | | | 2 | 100% | 2 |
| HAMILTON COUNTY HEALTH DEPARTMENT | | 2 | | | 2 |
| TRINITY DIALYSIS | | | 2 | 100% | 2 |
| ELEVATION HEALTH LABORATORY | | 2 | | | 2 |
| LEGACY LABORATORY SERVICES | | | 2 | 100% | 2 |
| LABRADOR PRIMARY CARE CENTER | | | 2 | 100% | 2 |
| ASSOCIATES IN UROGYNECOLOGY MD LLC | | 2 | | | 2 |
| LABCORP OF AMERICA HOLDINGS | | 1 | 1 | 50% | 2 |
| SANIBEL MEDICAL CLINIC | | | 2 | 100% | 2 |
| UNIVERSITY HOSPITAL OF BROOKLYN | | 2 | | | 2 |

COVID-19: testing by laboratory

Data through Apr 14, 2021 verified as of Apr 15, 2021 at 09:25 AM

Data in this report are provisional and subject to change.

The numbers in the table below represent the number of Florida and non-Florida residents for whom test results were received by the Department of Health. A person can be tested by more than one laboratory and can have both positive and negative results. **Therefore, the sum of the numbers in each column will be larger than the total number of people tested.**

| Reporting lab | Inconclusive | Negative | Positive | Percent positive | Total |
|---|--------------|----------|----------|------------------|-------|
| CVS OH2540POCT HILLIARD | | 2 | | | 2 |
| JOHNSON CITY MEDICAL CENTER | | 1 | 1 | 50% | 2 |
| HMH HOSPITALS CORPORATION | | 2 | | | 2 |
| VA WNYHCS - Buffalo Division | | 1 | 1 | 50% | 2 |
| APALACHEE CENTER INC | | 2 | | | 2 |
| CVS CA8861POCT BUENA PARK | | 2 | | | 2 |
| ADVOCATE SHERMAN HOSPITAL | | | 2 | 100% | 2 |
| PALM MEDICAL CENTER - PLANT CITY | | 2 | | | 2 |
| WOODHILLS LABS | | | 2 | 100% | 2 |
| SELECT MEDICAL CLINIC | | | 2 | 100% | 2 |
| Parkridge Specialty Care | | 2 | | | 2 |
| MEDEXPRESS URGENT CARE, MOSSIDE | | 2 | | | 2 |
| APPLING NURSING & REHABILITATION PAVIL | | 2 | | | 2 |
| MEDEXPRESS URGENT CARE - BENTON | | 2 | | | 2 |
| SHANDS JACKSONVILLE CLINICAL CENTER | | 1 | 1 | 50% | 2 |
| COLUMBIA COTTAGE | | 2 | | | 2 |
| LEGACY ER & URGENT CARE - FRISCO WEST | | | 2 | 100% | 2 |
| WOMENS CARE FLORIDA LLC-LABORATORY | | 2 | | | 2 |
| NAVAL BRANCH MEDICAL CLINIC | | | 2 | 100% | 2 |
| CHRISTIAN REST HOME ASSOC | | 2 | | | 2 |
| GASTROENTEROLOGY ASSOCIATES | | | 2 | 100% | 2 |
| Advanced Rehabilitation and Healthcare of Wichita Falls | | 2 | | | 2 |
| NORTHWEST MEDICAL CENTER LABORATORY | | 2 | | | 2 |
| FLAGLER HOME CARE | | | 2 | 100% | 2 |
| GALEN BAYLOR EXTENSION | | 2 | | | 2 |
| CONWAY MEDICAL CENTER | | | 2 | 100% | 2 |
| CHARLOTTE COUNTY HEALTH DEPARTMENT | | | 2 | 100% | 2 |
| CLEVELAND CLINIC IMAGING | | | 2 | 100% | 2 |
| HEALTH SENTRY | | | 2 | 100% | 2 |
| WELL HEALTH LABS | | | 2 | 100% | 2 |
| BAYSHORE MEDICAL CENTER | | | 2 | 100% | 2 |
| BAPTIST HEALTHCARE - LAKEVIEW CENTER INC | | 2 | | | 2 |
| SIMPLY HEALTHCARE AND WELLNESS CLINIC, PC | | | 2 | 100% | 2 |
| MINUTECLINIC DIAG OF IND, LLC #6250 | | 2 | | | 2 |
| AGILE URGENT CARE | | | 2 | 100% | 2 |
| SPECIALTY LABORATORIES | | | 2 | 100% | 2 |
| PALOS COMMUNITY HOSPITAL LABORATORY | | | 2 | 100% | 2 |
| PALM CITY NURSING AND REHAB CENTER | | | 2 | 100% | 2 |
| ATLANTIC DIAGNOSTICS | | | 2 | 100% | 2 |
| RAPID URGENT CARE - ALBANY | | | 2 | 100% | 2 |
| MEDCARE | | 2 | | | 2 |
| RIVERSIDE METHODIST HOSPITAL LAB | | | 2 | 100% | 2 |
| MEMORIAL HEALTH UNIVERSITY MEDICAL CENTER | | | 2 | 100% | 2 |
| ORLANDO HEALTH MEDICAL GROUP | | 1 | 1 | 50% | 2 |
| Kroger 328 - The Little Clinic Henderson Road | | 2 | | | 2 |
| MILFORD REGIONAL HOSPITAL | | | 2 | 100% | 2 |
| MIDWAY SPECIALTY CARE CENTER INC | | 2 | | | 2 |

COVID-19: testing by laboratory

Data through Apr 14, 2021 verified as of Apr 15, 2021 at 09:25 AM

Data in this report are provisional and subject to change.

The numbers in the table below represent the number of Florida and non-Florida residents for whom test results were received by the Department of Health. A person can be tested by more than one laboratory and can have both positive and negative results. **Therefore, the sum of the numbers in each column will be larger than the total number of people tested.**

| Reporting lab | Inconclusive | Negative | Positive | Percent positive | Total |
|--|--------------|----------|----------|------------------|-------|
| INTEAM HEALTH, INC. | | | 2 | 100% | 2 |
| PRONTO URGENT CARE | | | 2 | 100% | 2 |
| LAB CORP OF AMER SAN DIEGO | | | 2 | 100% | 2 |
| CVS MI8287POCT MACOMB | | 2 | | | 2 |
| BAYCARE OUTREACH LAB WH SOUTH | | | 2 | 100% | 2 |
| CDK LIBERTY ENTERPRISES, LLC | | 2 | | | 2 |
| EASTERN NEW MEXICO UNIVERSITY STUDENT | | 2 | | | 2 |
| PPD CLINICAL RESEARCH UNIT | | | 2 | 100% | 2 |
| ROYAL CARE MEDICAL CENTER | | | 2 | 100% | 2 |
| CVS OH6167POCT ASHLAND | | 2 | | | 2 |
| MY PHARMACY | | | 2 | 100% | 2 |
| TALLAHASSEE MEMORIAL HEALTHCARE FAMILY MED RESIDENCY | | | 2 | 100% | 2 |
| CREATIVE HEALTH CENTER | | | 2 | 100% | 2 |
| CVS MD1490POCT GAITHERSBURG | | 2 | | | 2 |
| INTEGRATED REGIONAL LABS | | | 2 | 100% | 2 |
| EXPRESS CARE WALK-IN CLINIC | | | 2 | 100% | 2 |
| NATHAN LITTAUER HOSPITAL LAB | | 2 | | | 2 |
| Walgreens #9278 | | 2 | | | 2 |
| KINGSWAY MEDICAL CENTER INC | | | 2 | 100% | 2 |
| SACRED HEART HOSPITAL ON THE EMERALD | | | 2 | 100% | 2 |
| DUBOIS CONTINUUM OF CARE COMMUNITY INC | | 2 | | | 2 |
| CVS MA299POCT WORCESTER | | 2 | | | 2 |
| WISCONSIN STATE LABORATORY OF HYGIENE | | 1 | 1 | 50% | 2 |
| SOUTHEASTERN INSTITUTE OF RESTORATIVE MEDICINE | | 1 | 1 | 50% | 2 |
| Holiday Retirement Home | | | 2 | 100% | 2 |
| CVS CA9497POCT IRVINE | | 2 | | | 2 |
| HOLY TRINITY PHARMACY LLC | | 2 | | | 2 |
| DEER'S HEAD CENTER | | 2 | | | 2 |
| PRECISION CLINICAL RESEARCH | | | 2 | 100% | 2 |
| WEST FLORIDA MEDICAL ASSOCIATES, PA | | | 2 | 100% | 2 |
| COASTAL PEDIATRIC CARE | | | 2 | 100% | 2 |
| COBLESKILL REGIONAL HOSPITAL | | 2 | | | 2 |
| DNA DIAGNOSTICS CENTER | | 2 | | | 2 |
| MEDEXPRESS URGENT CARE - ST CLAIR, CLOVER DR. | | 1 | 1 | 50% | 2 |
| UNM SANDOVAL REGIONAL MEDICAL CENTER | | 2 | | | 2 |
| RANDOLPH COUNTY HEALTH & REHABILITATIO | | 2 | | | 2 |
| WISE HEALTH SYSTEM | | 1 | 1 | 50% | 2 |
| ManorCare Rehab Center of Marietta | | 2 | | | 2 |
| COLONIAL VILLA GOOD SAMARITAN CENTER | | 2 | | | 2 |
| DRR JMC URGENT CARE DONALD ROSS | | | 2 | 100% | 2 |
| Good Samaritan Society Waukon | | 2 | | | 2 |
| NYU LANGONE HUNTINGTON MEDICAL GROUP | | 2 | | | 2 |
| Hartwell Health and Rehabilitation | | 2 | | | 2 |
| CVS MO5724POCT KANSAS CITY | | 2 | | | 2 |
| WE CARE HOME HEALTH SOLUTIONS LLC | | | 2 | 100% | 2 |
| NORTH MANATEE HEALTH CARE CENTER | | | 2 | 100% | 2 |
| Durham VAMC | | 2 | | | 2 |

COVID-19: testing by laboratory

Data through Apr 14, 2021 verified as of Apr 15, 2021 at 09:25 AM

Data in this report are provisional and subject to change.

The numbers in the table below represent the number of Florida and non-Florida residents for whom test results were received by the Department of Health. A person can be tested by more than one laboratory and can have both positive and negative results. **Therefore, the sum of the numbers in each column will be larger than the total number of people tested.**

| Reporting lab | Inconclusive | Negative | Positive | Percent positive | Total |
|--|--------------|----------|----------|------------------|-------|
| Sevierville Health and Rehabilitation | | 2 | | | 2 |
| SENECA HEALTH CARE CENTER | | 2 | | | 2 |
| UNITED MEMORIAL MEDICAL CENTER | | | 2 | 100% | 2 |
| GREEN POINT RX INC DBA ALTRU CHEMISTS | | 2 | | | 2 |
| THE HOSPITAL OF PROVIDENCE EMERGENCY ROOM | | | 2 | 100% | 2 |
| DAVENPORT PEDIATRICS CLERMONT | | | 2 | 100% | 2 |
| Tuscola County Medical Care Community | | 2 | | | 2 |
| NORTH MCALLEN PEDIATRIC CENTER | | | 2 | 100% | 2 |
| PM PEDIATRICS OF SELDEN, PLLC | | 2 | | | 2 |
| PALMETTO FAMILY HEALTH CENTER | | | 2 | 100% | 2 |
| MAIN STREET MEDICAL CENTERS | | 2 | | | 2 |
| Providence of Sparta Health and Rehabilitation | | 2 | | | 2 |
| DOCTORS MEDICAL CTR OF WALTON COUNTY | | | 2 | 100% | 2 |
| BRANDYWYNE HEALTH CARE CENTER | | | 2 | 100% | 2 |
| 441 URGENT CARE-MULBERRY | | | 2 | 100% | 2 |
| MEDERI CARETENDERS | | 1 | 1 | 50% | 2 |
| JUST BELIEVE RECOVERY CENTER | | | 2 | 100% | 2 |
| ALBUQUERQUE - AMG SPECIALTY HOSPITAL | | 2 | | | 2 |
| LAWRENCE GENERAL HOSPITAL | | | 2 | 100% | 2 |
| TWELVE OAKS RECOVERY CENTER | | | 2 | 100% | 2 |
| BAYMEADOWS PRIMARY CARE | | 2 | | | 2 |
| CORNERSTONE MEDICAL CARE OF BRANDON | | 2 | | | 2 |
| MEDEXPRESS URGENT CARE - WICHITA, N MAIZE RD | | 1 | 1 | 50% | 2 |
| LIFT HEALTH | | 2 | | | 2 |
| DOCTOR'S IN-HOUSE LAB/COMMUNITY HEALTH CENTERS OF PINELLAS - JOHNNIE R | | | 2 | 100% | 2 |
| AUSTIN REGIONAL CLINIC MICROBIOLOGY LAB | | | 2 | 100% | 2 |
| BRENTWOOD AT FORE RANCH | | | 2 | 100% | 2 |
| PREVENTIVE HEALTH PARTNERS I L S C | | 2 | | | 2 |
| MERCY HEALTH LAB | | 1 | 1 | 50% | 2 |
| DIVERSE MEDICAL CARE LLC | | | 2 | 100% | 2 |
| LIFESPRING COMMUNITY HEALTH | | 2 | | | 2 |
| MASSENA HOSPITAL LABORATORY | | 2 | | | 2 |
| OAKMONT EAST- GREENVILLE SC, LLC | | 2 | | | 2 |
| First Care Living Center/Essentia Health | | | 2 | 100% | 2 |
| Eagle Health and Rehabilitation | | 2 | | | 2 |
| Providence VAMC | | 2 | | | 2 |
| TGH Brandon Healthplex Laboratory | | | 2 | 100% | 2 |
| OAKMONT WEST- GREENVILLE SC | | 2 | | | 2 |
| CVS OH4301POCT NORTHFIELD | | 2 | | | 2 |
| PENINSULA REGIONAL MED CTR LAB | | | 2 | 100% | 2 |
| CLEAR LAKE REGIONAL MEDICAL CENTER | | | 2 | 100% | 2 |
| ONE MEDICAL GROUP | | 1 | 1 | 50% | 2 |
| Kroger 596 - The Little Clinic Brentwood | | 2 | | | 2 |
| MEDICAL ASSOCIATES OF BREVARD DR S VYAS | | | 2 | 100% | 2 |
| CHI MEMORIAL PRIMARY CARE ASSOCIATES-A | | 2 | | | 2 |
| PALM COAST DIALYSIS | | 2 | | | 2 |
| VAULT MEDICAL SERVICES | | 1 | 1 | 50% | 2 |

COVID-19: testing by laboratory

Data through Apr 14, 2021 verified as of Apr 15, 2021 at 09:25 AM

Data in this report are provisional and subject to change.

The numbers in the table below represent the number of Florida and non-Florida residents for whom test results were received by the Department of Health. A person can be tested by more than one laboratory and can have both positive and negative results. **Therefore, the sum of the numbers in each column will be larger than the total number of people tested.**

| Reporting lab | Inconclusive | Negative | Positive | Percent positive | Total |
|--|--------------|----------|----------|------------------|-------|
| KEATING SPORTS CENTER | | 2 | | | 2 |
| SYMPHONY OF BUFFALO GROVE | | 2 | | | 2 |
| WEST COAST PEDIATRICS | | | 2 | 100% | 2 |
| ONTARIO COUNTY PUBLIC HEALTH | | 2 | | | 2 |
| Overton Brooks VAMC | | 2 | | | 2 |
| PUBLIC HEALTH LABORATORY | 1 | | 1 | 50% | 2 |
| HAPPY KIDZ PEDIATRICS PL | | 1 | 1 | 50% | 2 |
| PARKRIDGE MEDICAL CENTER | | | 2 | 100% | 2 |
| Camellia Gardens | | 2 | | | 2 |
| ESCANDON DIAGNOSTIC CLINIC | | | 2 | 100% | 2 |
| MEDEXPRESS URGENT CARE - CINNAMINSON | | 1 | 1 | 50% | 2 |
| Great Lakes Health Center | | | 2 | 100% | 2 |
| CVS IL2788POCT BUFFALO GROVE | | 2 | | | 2 |
| WHITESANDS OUTPATIENT TREATMENT | | 2 | | | 2 |
| VA Greater LA HCS-Santa Maria OPC | | | 2 | 100% | 2 |
| RHODE ISLAND DEPARTMENT OF HEALTH LABORATORIES | | | 2 | 100% | 2 |
| SUMMERFIELD RETIREMENT LIVING, INC | | | 2 | 100% | 2 |
| ATLAS GENOMICS | | | 2 | 100% | 2 |
| THE WINDSOR ORTEGA | | 2 | | | 2 |
| BENEVA LAKES ASSISTED LIVING CENTER | | | 2 | 100% | 2 |
| CVS SC7567POCT BOILING SPRINGS | | 1 | 1 | 50% | 2 |
| BLUEWATER TOXICOLOGY | | | 2 | 100% | 2 |
| RICHICHI FAMILY HEALTH | | | 2 | 100% | 2 |
| TENNESSEE DEPARTMENT OF HEALTH (TDH) - REGIONAL LABORATORY | | | 2 | 100% | 2 |
| Absolut Care at Three Rivers | | 2 | | | 2 |
| CVS NC4169POCT FAYETTEVILLE | | 2 | | | 2 |
| LIBERTY HEALTH CENTER | | | 2 | 100% | 2 |
| RIVERVIEW MEDICAL CLINIC | | 2 | | | 2 |
| HEALTH FIRST MEDICAL GROUP | | | 2 | 100% | 2 |
| MEDEXPRESS URGENT CARE-BLOOMFIELD AVEN | | 2 | | | 2 |
| SOUTHEAST GEORGIA HEALTH SYSTEM | | | 2 | 100% | 2 |
| MAYO CLINIC GROUP PRACTICE LABORATORY | | | 2 | 100% | 2 |
| MC MEDICAL | | | 2 | 100% | 2 |
| OSF ST JOSEPH MEDICAL CENTER | | | 2 | 100% | 2 |
| BLACKBAG DIGITAL HEALTH LLC | | 2 | | | 2 |
| Beth Sholom Home of Eastern Virginia | | 1 | 1 | 50% | 2 |
| ASPIRUS RIVERVIEW HOSPITAL & CLINICS INC | | 1 | 1 | 50% | 2 |
| STATE OF FLORIDA | | | 2 | 100% | 2 |
| UK HEALTHCARE | | | 2 | 100% | 2 |
| VANAYER HEALTHCARE AND REHAB CENTER | | 2 | | | 2 |
| MINUTECLINIC DIAGNOSTIC OF VIRGINIA, LLC #1980 | | 2 | | | 2 |
| MID AMERICA CLINICAL LABS | | | 2 | 100% | 2 |
| RIDGEFIELD PEDIATRIC ASSOCIATES | | 2 | | | 2 |
| SOUTH HILLSBOROUGH CBOC | | | 2 | 100% | 2 |
| UNIVERSITY OF TEXAS AT EL PASO, THE | | | 2 | 100% | 2 |
| POMONA VALLEY COMMUNITY HOSPITAL | | | 2 | 100% | 2 |
| HAMILTON CHD | | 2 | | | 2 |

COVID-19: testing by laboratory

Data through Apr 14, 2021 verified as of Apr 15, 2021 at 09:25 AM

Data in this report are provisional and subject to change.

The numbers in the table below represent the number of Florida and non-Florida residents for whom test results were received by the Department of Health. A person can be tested by more than one laboratory and can have both positive and negative results. **Therefore, the sum of the numbers in each column will be larger than the total number of people tested.**

| Reporting lab | Inconclusive | Negative | Positive | Percent positive | Total |
|---|--------------|----------|----------|------------------|-------|
| PROSPECT URGENT CARE | | | 2 | 100% | 2 |
| ROCKWALL URGENT CARE | | | 2 | 100% | 2 |
| JRS LABORATORY | | | 2 | 100% | 2 |
| WELL-KEY URGENT CARE SEVIERVILLE | | | 2 | 100% | 2 |
| Kroger 550 - The Little Clinic Bellevue | | 2 | | | 2 |
| COVANCE | | | 2 | 100% | 2 |
| EXCEPTIONAL EMERGENCY CENTER - AMARILLO | | | 2 | 100% | 2 |
| Elba Nursing and Rehabilitation Center, LLC | | 2 | | | 2 |
| NEW YORK CITY DEPARTMENT OF HEALTH | | | 2 | 100% | 2 |
| NEIGHBORCARE PHARMACY SERVICES | | 2 | | | 2 |
| MEDEXPRESS URGENT CARE - LINCOLN N 26T | | 2 | | | 2 |
| CVS NC2559POCT CHARLOTTE | | 2 | | | 2 |
| ROCKEFELLER UNIVERSITY CLINICAL GENOMICS LABORATOR | | 2 | | | 2 |
| Kroger 477 - The Little Clinic Fort Mitchell | | 2 | | | 2 |
| MEDEXPRESS URGENT CARE - MARTINSVILLE | | 2 | | | 2 |
| MC DIAGNOSTIC OF CONNECTICUT, PC #252 | | 1 | 1 | 50% | 2 |
| WATERS PEDIATRIC CENTER | | | 2 | 100% | 2 |
| MIDWAY PRIMARY CARE LLC | | 2 | | | 2 |
| Mount Olivet Careview Home | | 2 | | | 2 |
| FLORIDA MEDICAL CLINIC IM LUTz | | | 2 | 100% | 2 |
| MORRISTOWN MEMORIAL HOSPITAL | | 2 | | | 2 |
| OSF SAINT FRANCIS MEDICAL CENTER | | | 2 | 100% | 2 |
| ST ANTHONY COMMUNITY HOSPITAL LAB | | 1 | 1 | 50% | 2 |
| PRIMARY CARE SERVICES AT EDGEWATER | | 2 | | | 2 |
| EXPRESS CARE OF LEESBURG | | | 2 | 100% | 2 |
| GREEN RIVER MEDICAL CENTER | | | 2 | 100% | 2 |
| VISITING PHYSICIANS OF THE TREASURE COAST LLC | | | 2 | 100% | 2 |
| IN AND OUT URGENT CARE | | | 2 | 100% | 2 |
| MEDEXPRESS URGENT CARE - ROSS TOWNSHIP | | 2 | | | 2 |
| BAYLOR COLLEGE OF MEDICINE | | | 2 | 100% | 2 |
| NATIONWIDE LABORATORY SERVICES | | 1 | 1 | 50% | 2 |
| ACN PHYSICIANS GROUP CORP | | | 2 | 100% | 2 |
| CVS MA137POCT QUINCY | | 2 | | | 2 |
| MD NOW URGENT CARE MEDICAL CENTERS INC | | | 2 | 100% | 2 |
| Walgreens #19019 | | 2 | | | 2 |
| NAVAL MEDICAL CENTER | | | 2 | 100% | 2 |
| VETERANS AFFAIRS MEDICAL CENTER - GREATER LOS ANGELES | | | 2 | 100% | 2 |
| SARASOTA MEMORIAL MEDICAL URGENT CARE CENTER | | | 2 | 100% | 2 |
| CVS MA1179POCT HUDSON | | 1 | 1 | 50% | 2 |
| Kroger 667 - The Little Clinic Litchfield Park | | 2 | | | 2 |
| Cortland Acres Association | | 2 | | | 2 |
| EXCUSED ABSENCE PLLC | | 2 | | | 2 |
| UNITY LONGPOND | | 2 | | | 2 |
| ASSOCIATES IN INTERNAL MEDICINE PA | | | 2 | 100% | 2 |
| ASCENSION ST VINCENT'S RIVERSIDE | | | 2 | 100% | 2 |
| AMERICAN MEDICAL LABORATORIES | | | 2 | 100% | 2 |
| PruittHealth Lakehaven | | 2 | | | 2 |

COVID-19: testing by laboratory

Data through Apr 14, 2021 verified as of Apr 15, 2021 at 09:25 AM

Data in this report are provisional and subject to change.

The numbers in the table below represent the number of Florida and non-Florida residents for whom test results were received by the Department of Health. A person can be tested by more than one laboratory and can have both positive and negative results. **Therefore, the sum of the numbers in each column will be larger than the total number of people tested.**

| Reporting lab | Inconclusive | Negative | Positive | Percent positive | Total |
|---|--------------|----------|----------|------------------|-------|
| Walgreens #9890 | | 2 | | | 2 |
| Kroger 686 - The Little Clinic Farragut | | 2 | | | 2 |
| LAKEVIEW HEALTH CARE SYSTEM LLC | | | 2 | 100% | 2 |
| HAWAII DEPARTMENT OF HEALTH | | | 2 | 100% | 2 |
| CHILDREN'S MEDICAL CENTER-EAST ORLANDO | | | 2 | 100% | 2 |
| FALMOUTH HOSPITAL | | 1 | 1 | 50% | 2 |
| GUARDIAN HOME CARE OF CENTRAL GEORGIA | | 2 | | | 2 |
| Imboden Creek Living Center | | 2 | | | 2 |
| LEHIGH MEDICAL AND RESEARCH CENTER, INC | | | 2 | 100% | 2 |
| WALGREENS NO 10512 | | 1 | 1 | 50% | 2 |
| DESERT HOSPITAL/CPHU CLINICAL LABORATORY | | | 2 | 100% | 2 |
| OAKBRIDGE TERRACE AT SAE | | | 2 | 100% | 2 |
| CPL LABS | | | 2 | 100% | 2 |
| VITAL CARE CLINIC, LLC | | | 2 | 100% | 2 |
| SOMA MEDICAL CENTER PA #3 GREENACRES | | | 2 | 100% | 2 |
| PM PEDIATRICS OF BAYSIDE PLLC - BELLER | | 2 | | | 2 |
| MEDICAL ASSOCIATES OF BREVARD LLC | | 1 | 1 | 50% | 2 |
| LAKE BALDWIN | | | 2 | 100% | 2 |
| BIOMAT USA | | | 2 | 100% | 2 |
| VALLEY BAPTIST MEDICAL CENTER: BROWNSVILLE | | | 2 | 100% | 2 |
| MEASE MANOR MEMORY CARE | | 2 | | | 2 |
| CVS NV5942POCT LAS VEGAS | | 2 | | | 2 |
| CONCENTRA - PLANT CITY | | 2 | | | 2 |
| Luther Acres Manor | | 2 | | | 2 |
| LabCorp of America | | | 2 | 100% | 2 |
| PBSO HEALTH AND WELLNESS CENTER | | | 2 | 100% | 2 |
| BROOKDALE ALTAMONTE SPRINGS | | | 2 | 100% | 2 |
| A+ URGENT/PRIMARY CARE | | | 2 | 100% | 2 |
| MONICE DR. | | | 2 | 100% | 2 |
| Kroger 777 - The Little Clinic Shelbyville | | 1 | 1 | 50% | 2 |
| UPS | | | 2 | 100% | 2 |
| PUTNAM COUNTY PUBLIC HEALTH UNIT | | 2 | | | 2 |
| MERCY CONVENIENT CARE | | | 2 | 100% | 2 |
| CVS OH5457POCT POWELL | | 2 | | | 2 |
| STARR CITY OF ROMA COMMUNITY CENTER | | | 2 | 100% | 2 |
| DURAND SENIOR CARE & REHAB CENTER | | 2 | | | 2 |
| SUNBRIDGE CARE & REHAB FOR DECATUR | | 2 | | | 2 |
| FLORIDA PRIMARY CARE CENTER PA | | 2 | | | 2 |
| CVS TX7603POCT SAGINAW | | 2 | | | 2 |
| MEMORIAL HOSPITAL OF CARBONDALE | | | 2 | 100% | 2 |
| Kroger 739 - The Little Clinic La Grange Road | | 2 | | | 2 |
| MEDRITE MEDICAL CARE PC | | 2 | | | 2 |
| MAINE CENTER FOR DISEASE CONTROL AND PREVENTION | | | 2 | 100% | 2 |
| BAYCARE LABORATORIES | | | 2 | 100% | 2 |
| AdventHealth Care Center Orlando North | | | 2 | 100% | 2 |
| HEAD 2 TOE PEDIATRICS, PLLC | | 1 | 1 | 50% | 2 |
| VENETIAN GARDENS | | 2 | | | 2 |

COVID-19: testing by laboratory

Data through Apr 14, 2021 verified as of Apr 15, 2021 at 09:25 AM

Data in this report are provisional and subject to change.

The numbers in the table below represent the number of Florida and non-Florida residents for whom test results were received by the Department of Health. A person can be tested by more than one laboratory and can have both positive and negative results. **Therefore, the sum of the numbers in each column will be larger than the total number of people tested.**

| Reporting lab | Inconclusive | Negative | Positive | Percent positive | Total |
|--|--------------|----------|----------|------------------|-------|
| BIRMINGHAM INTERNAL MEDICINE ASSOCIATE | | 1 | 1 | 50% | 2 |
| HIGHLAND PARK LAKEWOOD PRESTON HOLLOW | | | 2 | 100% | 2 |
| New Jersey Aim At Smg | | 2 | | | 2 |
| MEDEXPRESS URGENT CARE-MT PLEASANT | | 1 | 1 | 50% | 2 |
| BOCA RATON REGIONAL HOSPITAL INC | | | 2 | 100% | 2 |
| OCEAN MEDICAL CENTER | | 1 | 1 | 50% | 2 |
| MEDEXPRESS URGENT CARE - OMAHA N 72 ST | | 2 | | | 2 |
| Southern Pines Healthcare Center | | 1 | 1 | 50% | 2 |
| NEMOURS CHILDREN'S PRIMARY CARE OF VERO BEACH | | | 2 | 100% | 2 |
| RDX BIOSCIENCE INC | | | 2 | 100% | 2 |
| MEMORIAL HOSPITAL WEST | | | 2 | 100% | 2 |
| BAYCARE OUTREACH LAB | | | 2 | 100% | 2 |
| ONSLOW COUNTY HEALTH DEPARTMENT | | | 2 | 100% | 2 |
| BAPTIST HOSPITAL INTERNAL MEDICINE GULF BREEZE | | | 2 | 100% | 2 |
| ADVENTHEALTH MEDICAL GROUP FAMILY AND INTERNAL | | 1 | 1 | 50% | 2 |
| STUART SURGERY CENTER, LLC | | | 2 | 100% | 2 |
| AMICUS MEDICAL CENTER LLC | | | 2 | 100% | 2 |
| Cottage of the Shoals | | 2 | | | 2 |
| UNIVERSITY OF MIAMI HOSPITALS & CLINIC | | | 2 | 100% | 2 |
| SOUTHEAST GEORGIA HEALTH SERVICES, LLC | | 2 | | | 2 |
| Fox Subacute at Warrington | | 2 | | | 2 |
| CLEVELAND CLINIC FLORIDA LABORATORY | | | 2 | 100% | 2 |
| PANCARE HEALTH - SNEADS ELEMENTARY | | | 2 | 100% | 2 |
| WyndRidge Health & Rehabilitation | | 2 | | | 2 |
| MEDEXPRESS URGENT CARE PENNSVILLE | | 2 | | | 2 |
| LIFETIME FAMILY URGENT CARE | | | 2 | 100% | 2 |
| JOHN D. ARCHBOLD MEM. HOSPITAL | | | 2 | 100% | 2 |
| URGENT CARE AND SURGERY CENTER | | | 2 | 100% | 2 |
| GET WELL EXPRESS URGENT CARE & WALK-IN CLINIC | | | 2 | 100% | 2 |
| ADVENTHEALTH IMAGING PARTIN SETTLEMENT | | | 2 | 100% | 2 |
| MINUTECLINIC DIAG OF IND, LLC #4368 | | 2 | | | 2 |
| Macon Valley Nursing and Rehabilitation Center | | 2 | | | 2 |
| ST JOSEPH'S HOSPITAL INC | | | 2 | 100% | 2 |
| BOND COMMUNITY HEALTH CENTER | | | 2 | 100% | 2 |
| CHESTERFIELD HEALTHCARE GROUP, INC | | 2 | | | 2 |
| CENTRAL FLORIDA FAMILY HEALTH CENTER | | 2 | | | 2 |
| PENSACOLA MEDICAL CLINIC LLC | | | 2 | 100% | 2 |
| NORTHSIDE HOSPITAL D/B/A ARTHRITIS | | 2 | | | 2 |
| COLD SPRING HILLS CENTER FOR NURSING A | | 2 | | | 2 |
| CLINICAL REFERENCE LABORATORY, INC | | 2 | | | 2 |
| BFT LAB | | | 2 | 100% | 2 |
| MAGNOLIA MANOR OF COLUMBUS | | 2 | | | 2 |
| ASHLEY PEDIATRICS | | | 2 | 100% | 2 |
| NORTH COUNTRY FAMILY HEALTH CENTER INC | | 2 | | | 2 |
| Covington Care Nursing and Rehabilitation | | 2 | | | 2 |
| CROSSROADS | | | 2 | 100% | 2 |
| BAPTIST HEALTH LEXINGTON | | | 2 | 100% | 2 |

COVID-19: testing by laboratory

Data through Apr 14, 2021 verified as of Apr 15, 2021 at 09:25 AM

Data in this report are provisional and subject to change.

The numbers in the table below represent the number of Florida and non-Florida residents for whom test results were received by the Department of Health. A person can be tested by more than one laboratory and can have both positive and negative results. **Therefore, the sum of the numbers in each column will be larger than the total number of people tested.**

| Reporting lab | Inconclusive | Negative | Positive | Percent positive | Total |
|---|--------------|----------|----------|------------------|-------|
| RIVER CITY MEDICAL ASSOCIATES, INC | | | 2 | 100% | 2 |
| TEMPLE UNIVERSITY HOSPITAL | | | 2 | 100% | 2 |
| ISLAND NURSING HOME | | 1 | 1 | 50% | 2 |
| MINUTECLINIC DIAGNOSTIC OF KANSAS, PC | | 2 | | | 2 |
| PINELLAS CHD - CLEARWATER | | 1 | 1 | 50% | 2 |
| BUEN PASTOR MEDICAL CENTER, INC | | | 2 | 100% | 2 |
| THE EDGEWATER AND WATERMAN VILLAGE | | | 2 | 100% | 2 |
| CVS AZ7075POCT CHANDLER | | 2 | | | 2 |
| UNIVERSITY COMMUNITY HEALTH SERVICES | | 1 | 1 | 50% | 2 |
| METHODIST SPECIALTY CARE CENTER | | 2 | | | 2 |
| MASSACHUSETTS DEPARTMENT OF HEALTH | | | 2 | 100% | 2 |
| The Grand Rehabilitation & Nursing Utica | | 2 | | | 2 |
| ON-SITE MEDICAL SOLUTIONS | | 2 | | | 2 |
| BROOKDALE PALM BEACH GARDENS | | | 2 | 100% | 2 |
| GENETIC ASSAYS INC | | | 2 | 100% | 2 |
| ORMOND BEACH URGENT CARE | | | 2 | 100% | 2 |
| DALLAS MEDICAL CENTER | | | 2 | 100% | 2 |
| Guilford Health Care Center | | 2 | | | 2 |
| Kroger 745 - The Little Clinic Somerset | | 2 | | | 2 |
| Charles George VAMC | | 2 | | | 2 |
| MEMORIAL HEALTH SYSTEM | | 1 | 1 | 50% | 2 |
| CVS OH4327POCT PAINESVILLE | | 2 | | | 2 |
| Kroger 409 - The Little Clinic Hebron Marketplace | | 1 | 1 | 50% | 2 |
| Tidelands Health Rehabilitation Hospital | | | 2 | 100% | 2 |
| MCGUFFEY HEALTH CARE CENTER INC | | 2 | | | 2 |
| SIMMONS | | | 2 | 100% | 2 |
| MINUTECLINIC DIAGNOSTIC MEDICAL | | 2 | | | 2 |
| URGENT TEAM MANAGEMENT OF TENNESSEE, L | | 1 | 1 | 50% | 2 |
| MCLAREN REGIONAL MEDICAL CENTER | | | 2 | 100% | 2 |
| HEARTLAND HOME HEALTH CARE | | 2 | | | 2 |
| JFK MEDICAL CENTER LABORATORY DEPT | | 2 | | | 2 |
| ST LUKES HOSPITAL | | | 2 | 100% | 2 |
| CVS AZ33POCT TEMPE | | 2 | | | 2 |
| CVS MA2600POCT WEYMOUTH | | 1 | 1 | 50% | 2 |
| SUMMIT CLINICAL LABORATORIES LLC | | | 2 | 100% | 2 |
| HEALTH & REHAB CTR AT DOLPHINS VIEW, THE | | | 2 | 100% | 2 |
| PATIENT FIRST-BATTLEFIELD | | | 2 | 100% | 2 |
| MEDEXPRESS URGENT CARE - BROOKHAVEN | | 2 | | | 2 |
| QUEST DIAGNOSTICS INCORPORATED | | | 2 | 100% | 2 |
| GILA REGIONAL MEDICAL CENTER | | 2 | | | 2 |
| CAROLINAS HEALTHCARE SYSTEM LAB | | | 2 | 100% | 2 |
| Jackson Health Care Facility | | | 2 | 100% | 2 |
| VIRGINIA DEPT OF HEALTH OFFICE OF EPIDEMIOLOGY | | | 2 | 100% | 2 |
| OHSU LABORATORY SERVICES | | 2 | | | 2 |
| WELLNESS MEDICAL CLINIC | | | 2 | 100% | 2 |
| GIGI WOOD DAVIS DO-FAMILY MEDICINE | | 2 | | | 2 |
| CAREWELL JW - WORCESTER LNC | | | 2 | 100% | 2 |

COVID-19: testing by laboratory

Data through Apr 14, 2021 verified as of Apr 15, 2021 at 09:25 AM

Data in this report are provisional and subject to change.

The numbers in the table below represent the number of Florida and non-Florida residents for whom test results were received by the Department of Health. A person can be tested by more than one laboratory and can have both positive and negative results. **Therefore, the sum of the numbers in each column will be larger than the total number of people tested.**

| Reporting lab | Inconclusive | Negative | Positive | Percent positive | Total |
|---|--------------|----------|----------|------------------|-------|
| CVS IN6559POCT AVON | | 2 | | | 2 |
| STARR COUNTY MEMORIAL HOSPITAL | | | 2 | 100% | 2 |
| EXPRESS CARE OF THE SHOALS | | 1 | 1 | 50% | 2 |
| THOMASVILLE REGIONAL MEDICAL CENTER | | 2 | | | 2 |
| ALCALA PHARMACEUTICALS | | | 2 | 100% | 2 |
| REELFOOT FAMILY WALK IN CLINIC - TIPT | | 2 | | | 2 |
| SHEPHERD CENTER CLINICAL LABORATORY | | 2 | | | 2 |
| BLOSSOMS ASSISTED LIVING 1 LLC | | | 2 | 100% | 2 |
| LAKE SUCCESS EXTENDED CARE | | 2 | | | 2 |
| REHOBOTH MCKINLEY CHRISTIAN HOSPITAL | | 2 | | | 2 |
| LAREDO EMERGENCY ROOM | | | 2 | 100% | 2 |
| ANDERSON COUNTY HOSPITAL | | | 2 | 100% | 2 |
| MID-FLORIDA HEMATOLOGY AND ONCOLOGY CENTERS | | 2 | | | 2 |
| DELAWARE DIAGNOSTICS LABS | | | 2 | 100% | 2 |
| Kroger 441 - The Little Clinic Middletown | | 2 | | | 2 |
| WILLOW CREEK RETIREMENT CENTER | | 2 | | | 2 |
| MEDEXPRESS URGENT CARE - LINCOLN | | 2 | | | 2 |
| MIDDLE TENN MENTAL HEALTH INSTITUTE | | 2 | | | 2 |
| Buena Vista Care Center | | 2 | | | 2 |
| DIAGNOSTIC AFFILIATES | | | 2 | 100% | 2 |
| ELITE MEDICAL LABORATORY SOLUTIONS LLC | | | 2 | 100% | 2 |
| MEDEXPRESS URGENT CARE - WOODBURY | | | 2 | 100% | 2 |
| SOUTH DAKOTA DEPARTMENT OF HEALTH | | 2 | | | 2 |
| GRACE HEALTHCARE OF LAKE WALES | | 1 | 1 | 50% | 2 |
| UNIVERSITY OF MIAMI SCCC RESEARCH LABORATORY | | | 2 | 100% | 2 |
| AHC Forest cove | | 2 | | | 2 |
| SKY LAKES MEDICAL CENTER | | 2 | | | 2 |
| PT&J REHAB LLC | | 1 | 1 | 50% | 2 |
| Bethel Lutheran Home | | 2 | | | 2 |
| CARE ATC ARLINGTON CENTRAL PARK | | 2 | | | 2 |
| SOUTHEASTERN IMMEDIATE CARE- MILLEDGEVILLE GA | | | 2 | 100% | 2 |
| SENDER RETREAT ADULT DAY CARE CENTERS | | | 2 | 100% | 2 |
| DUKE HEALTH REGIONAL HOSPITAL | | | 2 | 100% | 2 |
| A G RHODES HOME AT WESLEY WOODS | | 2 | | | 2 |
| LEXINGTON PLACE | | | 2 | 100% | 2 |
| SHERIDAN AT HOBE SOUND, THE | | | 2 | 100% | 2 |
| CARELINE PHARMACY AND HEALTHCARE SERVICES | | 1 | 1 | 50% | 2 |
| WESTMINSTER SUNCOAST | | | 2 | 100% | 2 |
| CVS NM7242POCT ALBUQUERQUE | | 2 | | | 2 |
| PHYSICIANS PREMIER | | | 2 | 100% | 2 |
| HOME CARE PHARMACY OF PALM COAST INC | | 2 | | | 2 |
| BIONIC TECHNOLOGIES CORPORATION | | | 2 | 100% | 2 |
| St. Luke's Care Center | | 2 | | | 2 |
| GRANDVIEW COLLEGE STUDENT HEALTH CENTE | | 2 | | | 2 |
| NORTHSIDE FAMILY MEDICINE AND URGENT CARE (HOLLY SPRINGS) | | 2 | | | 2 |
| MIRAMAR KIDNEY CENTER | | 1 | 1 | 50% | 2 |
| UHEALTH CARDIOLOGY | | | 2 | 100% | 2 |

COVID-19: testing by laboratory

Data through Apr 14, 2021 verified as of Apr 15, 2021 at 09:25 AM

Data in this report are provisional and subject to change.

The numbers in the table below represent the number of Florida and non-Florida residents for whom test results were received by the Department of Health. A person can be tested by more than one laboratory and can have both positive and negative results. **Therefore, the sum of the numbers in each column will be larger than the total number of people tested.**

| Reporting lab | Inconclusive | Negative | Positive | Percent positive | Total |
|---|--------------|----------|----------|------------------|-------|
| MEDEXPRESS URGENT CARE - VINELAND S MA | | 2 | | | 2 |
| TRINITAS REGIONAL MEDICAL CENTER | | 1 | 1 | 50% | 2 |
| CHRISTUS SPOHN HOSPITAL | | | 2 | 100% | 2 |
| EAST CORE LAB | | | 2 | 100% | 2 |
| CITRUS DERMATOLOGY | | | 2 | 100% | 2 |
| HOUSTON HEALTH DEPARTMENT - BUREAU OF LABORATORY SERVICES | | | 2 | 100% | 2 |
| Manor At Perrysburg | | 2 | | | 2 |
| ASCENSION ST MICHAEL'S HOSPITAL LAB | | 1 | 1 | 50% | 2 |
| Kroger 647 - The Little Clinic Newnan Crossings | | 1 | 1 | 50% | 2 |
| MYKIDZMD PEDIATRICS PLLC | | 2 | | | 2 |
| ILLINOIS DEPT OF PUBLIC HEALTH LABS | | | 2 | 100% | 2 |
| MEDEXPRESS URGENT CARE - BRIDGEVILLE | | 2 | | | 2 |
| NLC LABS | | | 2 | 100% | 2 |
| ADVANTA ANALYTICAL LABORATORIES | | | 2 | 100% | 2 |
| BUCKINGHAM PAVILION INC | | 2 | | | 2 |
| SYNEOS HEALTH | | | 2 | 100% | 2 |
| AFC PHYSICIANS OF FLORIDA, PA | | | 2 | 100% | 2 |
| CALIFORNIA DIVISION OF COMMUNICABLE DISEASE CONTROL | | | 2 | 100% | 2 |
| SOUTHERN TENNESSEE MEDICAL CENTER | | | 2 | 100% | 2 |
| COX HEALTH SOUTH LAB | | 1 | 1 | 50% | 2 |
| HAMILTON MEDICAL CENTER LABORATORY | | | 2 | 100% | 2 |
| FRASER MEMORIAL HOSPITAL | | 1 | 1 | 50% | 2 |
| ADVENTHEALTH EAST ORLANDO EMPLOYEE CLINIC | | 2 | | | 2 |
| SUMMIT URGENT CARE PS | | | 2 | 100% | 2 |
| GERM BUSTERS 911 LLC | | | 2 | 100% | 2 |
| VA Ann Arbor HCS | | 1 | 1 | 50% | 2 |
| Essex Center for Rehabilitation and Healthcare | | 2 | | | 2 |
| PUBLIX PHARMACY #1048 | | 2 | | | 2 |
| UWMC MONTLAKE DEPT OF LAB MED | | | 2 | 100% | 2 |
| CVS NJ1927POCT GREEN BROOK | | 2 | | | 2 |
| TMH EC NORTHEAST LABORATORY | | | 2 | 100% | 2 |
| STEWART ST ELIZABETH MEDICAL CENTER | | | 2 | 100% | 2 |
| CVS AZ5892POCT LAVEEN | | 2 | | | 2 |
| THE FOUNTAIN AT BOCA CIEGA BAY | | 2 | | | 2 |
| Medilodge of Monroe | | 2 | | | 2 |
| MAGNOLIA ADULT, LLC | | | 2 | 100% | 2 |
| DOWN HOME MEDICAL | | | 2 | 100% | 2 |
| APPLECARE VALDOSTA | | | 2 | 100% | 2 |
| THE RIM URGENT CARE | | | 2 | 100% | 2 |
| MEDEXPRESS URGENT CARE - SPRINGDALE, S 40TH STREET | | 2 | | | 2 |
| Kroger 412 - The Little Clinic Oxford | | 2 | | | 2 |
| EASTERN NIAGARA HOSPITAL | | 2 | | | 2 |
| INTEGRITY CLINICAL RESEARCH CENTER INC | | 1 | 1 | 50% | 2 |
| NIAGARA APOTHECARY INC | | 2 | | | 2 |
| STUDENT HEALTH SERVICES | | | 2 | 100% | 2 |
| SPRING HILL REGIONAL HOSPITAL | | | 2 | 100% | 2 |
| Workmens Circle Multicare Center | | 2 | | | 2 |

COVID-19: testing by laboratory

Data through Apr 14, 2021 verified as of Apr 15, 2021 at 09:25 AM

Data in this report are provisional and subject to change.

The numbers in the table below represent the number of Florida and non-Florida residents for whom test results were received by the Department of Health. A person can be tested by more than one laboratory and can have both positive and negative results. **Therefore, the sum of the numbers in each column will be larger than the total number of people tested.**

| Reporting lab | Inconclusive | Negative | Positive | Percent positive | Total |
|---|--------------|----------|----------|------------------|-------|
| MEMORIAL SLOAN KETTERING CANCER CENTER | | 1 | 1 | 50% | 2 |
| MEDEXPRESS - WILMINGTON KIRKWOOD HIGHWAY | | 2 | | | 2 |
| Kroger 101 - The Little Clinic Hill Top | | 2 | | | 2 |
| UNIVERSITY URGENT CARE | | | 2 | 100% | 2 |
| AYASS BIOSCIENCE LLC | | | 2 | 100% | 2 |
| CARENOW LENEXA | | | 2 | 100% | 2 |
| NORTON IMMEDIATE CARE CENTER - PRESTON | | | 2 | 100% | 2 |
| CITY OF NEW YORK DEPARTMENT OF HEALTH | | | 2 | 100% | 2 |
| ManorCare Health Services Peters Township | | 2 | | | 2 |
| AHC PARIS | | 2 | | | 2 |
| MANASOTA PEDIATRICS | | | 2 | 100% | 2 |
| Kroger 400 - The Little Clinic Hartley Bridge Rd | | 1 | 1 | 50% | 2 |
| Bedford Care Center of Hattiesburg | | 2 | | | 2 |
| Robert Cranfield | | | 2 | 100% | 2 |
| PALM WEST INTERNIST PA | | | 2 | 100% | 2 |
| PREMIER FAMILY CARE I, INC | | | 2 | 100% | 2 |
| WEST HOUSTON MEDICAL CENTER | | | 2 | 100% | 2 |
| TRICORE REFERENCE LABORATORY | | 1 | 1 | 50% | 2 |
| PTC LABORATORIES | | | 2 | 100% | 2 |
| PLASMA MED RESEARCH DBA | | 2 | | | 2 |
| MINERS COLFAX MEDICAL CENTER | | 2 | | | 2 |
| HANOVER ENDOSCOPY CENTER | | 2 | | | 2 |
| PHOEBE BERKS HEALTH CARE CENTER | | 2 | | | 2 |
| CFS WELLNESS AND MED SPA LLC | | | 2 | 100% | 2 |
| EMORY CRAWFORD LONG HOSPITAL | | | 2 | 100% | 2 |
| WELLSTAR DOUGLAS HOSPITAL LABORATORY | | 2 | | | 2 |
| ADVENTHEALTH CENTRA CARE POINCIANA | | | 2 | 100% | 2 |
| MEDEXPRESS URGENT CARE - CEDAR KNOLLS | | 2 | | | 2 |
| NORTHSIDE FAMILY MEDICINE AND URGENT CARE (CUMMING) | | 2 | | | 2 |
| Manorcare Health Services West Reading North | | 2 | | | 2 |
| PROFESSIONAL DIALYSIS CENTER | | | 2 | 100% | 2 |
| RAPID MEDLAB (002MO) | | 2 | | | 2 |
| INTERNAL MEDICINE ASSOCIATES-DUNELLON | | | 2 | 100% | 2 |
| SANFORD REGIONAL HOSPITAL WORTHINGTON | | 2 | | | 2 |
| FLORIDA COMMUNITY HEALTH CENTERS, INC. | | | 2 | 100% | 2 |
| CEDARS-SINAI MEDICAL CENTER | | | 2 | 100% | 2 |
| OCALA REGIONAL KIDNEY CENTER-WEST | | | 2 | 100% | 2 |
| TEQUESTA FAMILY MEDICAL CENTER LLC | | | 2 | 100% | 2 |
| MARCO ISLAND HOSPITAL INC D/B/A | | 1 | 1 | 50% | 2 |
| PALM BEACH DIABETES & ENDOCRINE SPECIALISTS PA | | | 2 | 100% | 2 |
| AMERICAN RESEARCH CENTERS OF FLORIDA | | | 2 | 100% | 2 |
| NEW YORK PSYCHIATRIC INSTITUTE | | 2 | | | 2 |
| CVS IN6555POCT BROWNSBURG | | 2 | | | 2 |
| BROOKSVILLE DIALYSIS | | | 2 | 100% | 2 |
| ACKERMAN CANCER CENTER | | 2 | | | 2 |
| SPECTRA EAST INC | | 1 | 1 | 50% | 2 |
| MAWD PATHOLOGY GROUP | | | 2 | 100% | 2 |

COVID-19: testing by laboratory

Data through Apr 14, 2021 verified as of Apr 15, 2021 at 09:25 AM

Data in this report are provisional and subject to change.

The numbers in the table below represent the number of Florida and non-Florida residents for whom test results were received by the Department of Health. A person can be tested by more than one laboratory and can have both positive and negative results. **Therefore, the sum of the numbers in each column will be larger than the total number of people tested.**

| Reporting lab | Inconclusive | Negative | Positive | Percent positive | Total |
|---|--------------|----------|----------|------------------|-------|
| BERGEN COUNTY SURGICAL AND ENDOSCOPY CENTER | | 2 | | | 2 |
| Iron County Medical Care Facility | | 2 | | | 2 |
| NEMOURS CHILDREN'S PRIMARY CARE THE VILLAGES | | 2 | | | 2 |
| ROPER HOSPITAL | | | 2 | 100% | 2 |
| VELOCITY URGENT CARE | | | 2 | 100% | 2 |
| Colonial Manor Nursing and Rehabilitation Center | | 2 | | | 2 |
| WARD MEMORIAL HOSPITAL | | 2 | | | 2 |
| DMC UNIVERSITY LABORATORIES | | 1 | 1 | 50% | 2 |
| WILCOX MEDICAL CENTER-ALMA COLLEGE | | 2 | | | 2 |
| SCHEURER HOSPITAL | | 2 | | | 2 |
| Alden Terrace of McHenry | | | 2 | 100% | 2 |
| LABTOX LABORATORIES | | | 2 | 100% | 2 |
| GOLDSTEIN | | | 2 | 100% | 2 |
| FLORIDA DEPARTMENT OF HEALTH IN ESCAMBIA COUNTY | | 1 | 1 | 50% | 2 |
| LILY PHARMACY | | 2 | | | 2 |
| CONEMAUGH MEMORIAL MEDICAL CENTER | | 2 | | | 2 |
| Louis Stokes Cleveland VA - Midtown Dialysis Center | | 2 | | | 2 |
| MEDEXPRESS URGENT CARE - MYLAN | | | 2 | 100% | 2 |
| Avanti Wellness and Rehab | | | 2 | 100% | 2 |
| PEACE RIVER MEDICAL CENTER | | 2 | | | 2 |
| HCA HOUSTON ER 24/7 | | | 2 | 100% | 2 |
| EXPRESS PHARMACY INC | | 1 | 1 | 50% | 2 |
| COMPLETE HEALTH MEDICAL CENTER | | | 2 | 100% | 2 |
| FIRSTCHOICE FAMILY CARE, PLLC | | 2 | | | 2 |
| Delaware Court Healthcare Center | | 2 | | | 2 |
| John L. McClellan Memorial Veterans Hospital | | 2 | | | 2 |
| GOLISANO PEDIATRICS PORT CHARLOTTE HARBOR | | 2 | | | 2 |
| AMEDISYS HOME HEALTH OF GREENVILLE | | | 2 | 100% | 2 |
| POPLAR HEALTHCARE | | | 2 | 100% | 2 |
| STATCARE URGENT AND WALK-IN | | | 2 | 100% | 2 |
| HAILE MEDICAL GROUP PA | | 2 | | | 2 |
| Church Creek SNF | | | 2 | 100% | 2 |
| WillowBrooke Court at Westminster Village | | 2 | | | 2 |
| ST. ELIZABETH HEALTHCARE | | | 2 | 100% | 2 |
| NORTHEAST FLORIDA HEALTH SERVICES, INC DBA FAMILY HEALTH SOURCE | | | 2 | 100% | 2 |
| LINIL VISITING NURSES, INC | | 2 | | | 2 |
| CVS OH3329POCT LAKEWOOD | | 2 | | | 2 |
| Kroger 096 - The Little Clinic Orchard and Holly | | 2 | | | 2 |
| PRIMACARE MEDICAL LAKEWOOD | | | 2 | 100% | 2 |
| Cedar Valley Nursing & Rehab Center | | 2 | | | 2 |
| EASTLAKE MEDICAL CENTER | | 2 | | | 2 |
| COASTAL MEDICAL LAB | | | 2 | 100% | 2 |
| UPSON REGIONAL MEDICAL CENTER | | 1 | 1 | 50% | 2 |
| UTMB PATHOLOGY CLINICAL SERVICES LABORATORY | | | 2 | 100% | 2 |
| Kroger 853 - The Little Clinic East Broad Street | | 2 | | | 2 |
| SAMARITAN PACIFIC COMMUNITIES HOSPITAL | | 2 | | | 2 |
| ROBINSON FAMILY CLINIC PA | | | 2 | 100% | 2 |

COVID-19: testing by laboratory

Data through Apr 14, 2021 verified as of Apr 15, 2021 at 09:25 AM

Data in this report are provisional and subject to change.

The numbers in the table below represent the number of Florida and non-Florida residents for whom test results were received by the Department of Health. A person can be tested by more than one laboratory and can have both positive and negative results. **Therefore, the sum of the numbers in each column will be larger than the total number of people tested.**

| Reporting lab | Inconclusive | Negative | Positive | Percent positive | Total |
|---|--------------|----------|----------|------------------|-------|
| MEDEXPRESS URGENT CARE CHICOPEE | | 1 | 1 | 50% | 2 |
| SYLVAN NURSING | | | 2 | 100% | 2 |
| CVS MA1877POCT NORTON | | 2 | | | 2 |
| MEDEXPRESS URGENT CARE-SALINA, S 9TH ST | | 2 | | | 2 |
| STOP URGENT CARE | | | 2 | 100% | 2 |
| MANSFIELD MEDICAL LODGE | | | 2 | 100% | 2 |
| SALEM VAMC | | 2 | | | 2 |
| MEDAILLE COLLEGE WELLNESS CENTER | | 2 | | | 2 |
| PRECISION DIAGNOSTIC INC | | 2 | | | 2 |
| Q ALL CARE MEDICAL PC | | 2 | | | 2 |
| ANNE ARUNDEL MEDICAL CENTER | | | 2 | 100% | 2 |
| CVS NV2989POCT NORTH LAS VEGAS | | 1 | 1 | 50% | 2 |
| METHODIST HEALTHCARE - MEMPHIS HOSP | | 2 | | | 2 |
| WURLAND NURSING AND REHABILITATION, L | | 2 | | | 2 |
| CVS PHARMACY INC DBA CVS/PHARMACY # 10600 | | 2 | | | 2 |
| ORLANDO LUTHERAN TOWERS | | 1 | 1 | 50% | 2 |
| CARESPOT URGENT CARE | | 1 | 1 | 50% | 2 |
| CVS OH6185POCT PICKERINGTON | | 2 | | | 2 |
| BEAUFORT MEMORIAL | | | 2 | 100% | 2 |
| NEW YORK CITY CENTRAL COVID | | | 2 | 100% | 2 |
| BAPTIST HEALTH PRIMARY CARE AT DORAL | | | 2 | 100% | 2 |
| JACKSON LABORATORY OF GENOMIC MEDICINE | | 2 | | | 2 |
| Piney Grove Nursing and Rehabilitation Center | | 2 | | | 2 |
| INTERMOUNTAIN MEDICAL CENTER | | | 2 | 100% | 2 |
| LONG, SARAH | | 1 | 1 | 50% | 2 |
| CVS OH3980POCT KENT | | 2 | | | 2 |
| LOWELL GENERAL HOSPITAL | | | 2 | 100% | 2 |
| MEDEXPRESS URGENT CARE-VINLAND SOUTH | | 1 | 1 | 50% | 2 |
| CVS MA41POCT TAUNTON | | 2 | | | 2 |
| Virginia Gay Nursing and Rehab | | 2 | | | 2 |
| PATIENT FIRST MEDICAL CENTER-CARYTOWN | | | 2 | 100% | 2 |
| ROBERTS WESLEYAN COLLEGE HEALTH CENTE | | 2 | | | 2 |
| Kroger 127 - The Little Clinic Lakewood-Alameda | | 2 | | | 2 |
| Oakmont of Katy Nursing and Rehabilitation | | 2 | | | 2 |
| BAPTIST HOSPITAL PRIMARY CARE GULF BREEZE | | | 2 | 100% | 2 |
| DOCTORS CARE OF PALM COAST | | | 2 | 100% | 2 |
| CQUENTIA NGS, LLC | | | 2 | 100% | 2 |
| THE CLUB AT BOYNTON BEACH, LLC | | | 2 | 100% | 2 |
| FIRST CHOICE MEDICAL PC | | | 2 | 100% | 2 |
| INSPIRIT SENIOR LIVING | | | 2 | 100% | 2 |
| Life Care Center of Elyria | | 2 | | | 2 |
| Kroger 672 - The Little Clinic Bill Kennedy & Glenwood | | 2 | | | 2 |
| FKC AMELIA ISLAND DIALYSIS | | | 2 | 100% | 2 |
| FLAGLER PROFESSIONAL HEALTH CAE SERVICES INC | | 2 | | | 2 |
| Kroger 619 - The Little Clinic Hendersonville Indian Lake | | 2 | | | 2 |
| MEDPOST - NORTH DALLAS | | | 2 | 100% | 2 |
| ST. VINCENT HOSPITAL | | | 2 | 100% | 2 |

COVID-19: testing by laboratory

Data through Apr 14, 2021 verified as of Apr 15, 2021 at 09:25 AM

Data in this report are provisional and subject to change.

The numbers in the table below represent the number of Florida and non-Florida residents for whom test results were received by the Department of Health. A person can be tested by more than one laboratory and can have both positive and negative results. **Therefore, the sum of the numbers in each column will be larger than the total number of people tested.**

| Reporting lab | Inconclusive | Negative | Positive | Percent positive | Total |
|--|--------------|----------|----------|------------------|-------|
| HELEN HAYES HOSPITAL LABORATORY | | 2 | | | 2 |
| MEDEXPRESS URGENT CARE - WEXFORD | | 2 | | | 2 |
| DIAGNOSTIC CLINIC MEDICAL GROUP INC | | 2 | | | 2 |
| ADVENT HEALTH - OWASA | | | 2 | 100% | 2 |
| Garden Isle Healthcare and Rehabilitation Center | | 2 | | | 2 |
| BELLIN HOSPITAL | | | 2 | 100% | 2 |
| SPRINGFIELD HOSPITAL LABORATORY | | | 2 | 100% | 2 |
| MARIANNA CBOC | | 2 | | | 2 |
| Harbert Hills Academy Nursing Home | | 2 | | | 2 |
| CVS OH6164POCT DELAWARE | | 2 | | | 2 |
| DEVLAB, LLC | | | 2 | 100% | 2 |
| MIDDLEBURG PEDIATRICS | | | 2 | 100% | 2 |
| PLAINS REGIONAL MEDICAL CENTER | | 2 | | | 2 |
| ARLINGTON DIALYSIS CENTER LLC | | 2 | | | 2 |
| TEXAS HEALTH CARE | | | 2 | 100% | 2 |
| MIDLAND MEMORIAL HOSPITAL | | | 2 | 100% | 2 |
| OUR LADY OF THE LAKE REGIONAL MEDICAL CENTER | | | 2 | 100% | 2 |
| VOLUNTEERS OF AMERICA OF FLORIDA | | | 2 | 100% | 2 |
| ROYAL OAK MEDICAL CENTER LLC DBA CHARACTER FAMILY | | | 2 | 100% | 2 |
| RENE F CEDENO DMD PA | | 2 | | | 2 |
| SUNNYSIDE MANOR | | 2 | | | 2 |
| FASTCARE LLC | | | 2 | 100% | 2 |
| CORNELIA REDDY URGENT CARE | | 2 | | | 2 |
| CVS OH2381POCT LEWIS CENTER | | 2 | | | 2 |
| JASPER MEMORIAL HOSPITAL | | 1 | 1 | 50% | 2 |
| TRIDENT ANTI AGING LLC | | | 2 | 100% | 2 |
| NYUMC CLINICAL LABORATORIES | | | 2 | 100% | 2 |
| INN AT LAPOSADA,THE | | | 2 | 100% | 2 |
| AFC URGENT CARE CLEVELAND | | | 2 | 100% | 2 |
| AHC Humboldt | | 2 | | | 2 |
| ADVANCED FOOT AND ANKLE OF INDIAN RIVER | | 2 | | | 2 |
| Manorcare Health Services - Williamsport South | | 2 | | | 2 |
| CITRUS PARK | | | 2 | 100% | 2 |
| CVS IN8639POCT TERRE HAUTE | | 2 | | | 2 |
| NORTH DAKOTA VETERANS HOME | | 2 | | | 2 |
| MOBILE HEALTH LABS LLC | | | 2 | 100% | 2 |
| Lynwood | | 2 | | | 2 |
| HEALTHCARE NETWORK | | | 2 | 100% | 2 |
| LIFEGUARD AMBULANCE SERVICES LLC, TEXAS- SAN | | | 2 | 100% | 2 |
| WEAKLEY COUNTY REHAB AND NURSING CENTER | | 2 | | | 2 |
| CVS CA9145POCT SANTEE | | 1 | 1 | 50% | 2 |
| WASHINGTON STATE DEPARTMENT OF HEALTH PUBLIC HEALTH LABORATORIES | | | 2 | 100% | 2 |
| OELWEIN HEALTH CARE CENTER | | 2 | | | 2 |
| BOSTON PUBLIC HEALTH COMMISSION | | | 2 | 100% | 2 |
| MEDEXPRESS URGENT CARE - DERBY N ROCK | | 2 | | | 2 |
| ADVENTIST HINSDALE HOSPITAL LABORATORY | | | 2 | 100% | 2 |
| CARTER BLOOD CARE | | | 2 | 100% | 2 |

COVID-19: testing by laboratory

Data through Apr 14, 2021 verified as of Apr 15, 2021 at 09:25 AM

Data in this report are provisional and subject to change.

The numbers in the table below represent the number of Florida and non-Florida residents for whom test results were received by the Department of Health. A person can be tested by more than one laboratory and can have both positive and negative results. **Therefore, the sum of the numbers in each column will be larger than the total number of people tested.**

| Reporting lab | Inconclusive | Negative | Positive | Percent positive | Total |
|---|--------------|----------|----------|------------------|-------|
| PUBLIX PHARMACY #1092 | | 2 | | | 2 |
| MANISTEE COUNTY MEDICAL CARE FACILITY | | 2 | | | 2 |
| BAPTIST HOSPITAL LABORATORY | | | 2 | 100% | 2 |
| MINUTECLINIC DIAGNOSTICS OF OKLAHOMA | | 2 | | | 2 |
| BAYLOR SCOTT & WHITE COMPREHENSIVE WOUND | | | 2 | 100% | 2 |
| CVS NC3514POCT STANLEY | | 2 | | | 2 |
| GOSHEN MEDICAL CENTER | | | 2 | 100% | 2 |
| BICKERTON, DAWN | | 2 | | | 2 |
| YOUTH AND YOU, INC | | 2 | | | 2 |
| ASANTE THREE RIVERS MEDICAL CENTER LAB | | 2 | | | 2 |
| QUALITY URGENT CARE CENTER | | 1 | 1 | 50% | 2 |
| Warren Center for Rehabilitation and Nursing | | 2 | | | 2 |
| Green Mountain Nursing and Rehabilitation | | 2 | | | 2 |
| CRUC CMCH-COVID-19 | | 2 | | | 2 |
| PM PEDIATRICS OF BAYSIDE PLLC - HOPEWELL JUNCTION | | 2 | | | 2 |
| BROOKS -TLC HOSPITAL SYSTEM | | | 2 | 100% | 2 |
| WALGREENS #15495 | | 1 | 1 | 50% | 2 |
| Eugene J. Towbin Healthcare Center | | 2 | | | 2 |
| Wetumpka Health and Rehab, LLC | | 2 | | | 2 |
| CVS NV5286POCT HENDERSON | | 2 | | | 2 |
| Waycross Health and Rehabilitation | | 2 | | | 2 |
| SPECTRUM HEALTH | | | 2 | 100% | 2 |
| TANNER MEDICAL CENTER LABORATORY | | 2 | | | 2 |
| Crowne Health Care of Mobile | | 2 | | | 2 |
| WELLMED AT SOUTH STUART | | 2 | | | 2 |
| VALLEY MEDICAL LABORATORY | | | 2 | 100% | 2 |
| KJ MEDICAL PRACTICE PC | | 2 | | | 2 |
| CLEMENT J ZABLOCKI VAMC | | 2 | | | 2 |
| Kroger 687 - The Little Clinic Sugar Hill | | 1 | 1 | 50% | 2 |
| PALMS OF FT MYERS,THE | | | 2 | 100% | 2 |
| NORTH OKALOOSA PHYSICIAN GRP - WALK IN CLINIC | | | 2 | 100% | 2 |
| Jacob's Creek Nursing and Rehabilitation Center | | 2 | | | 2 |
| Van Wert Manor | | 2 | | | 2 |
| CVS MINUTE CLINIC #5836 | | 2 | | | 2 |
| PEDIATRICS IN NORTH FLORIDA PA | | | 2 | 100% | 2 |
| SUNCOAST BLOOD BANK | | | 2 | 100% | 2 |
| UC CORAL GABLES | | | 2 | 100% | 2 |
| Walgreens #12427 | | 1 | 1 | 50% | 2 |
| JERSEY IRISH MEDICAL | | 2 | | | 2 |
| WALGREENS #13605 | | 2 | | | 2 |
| Henry County Health and Rehabilitation | | 2 | | | 2 |
| DEPT OF HEALTH | | | 2 | 100% | 2 |
| EDGEWATER RETIREMENT MANOR | | | 2 | 100% | 2 |
| UNIVERSTIY OF ILLINOIS HOSPITAL | | | 2 | 100% | 2 |
| FLORIDA MEDICAL CLINIC CARDIOLOGY-ZH | | | 2 | 100% | 2 |
| CVS NH1004POCT SALEM | | 1 | 1 | 50% | 2 |
| IN & OUT URGENT CARE METAIRIE | | | 2 | 100% | 2 |

COVID-19: testing by laboratory

Data through Apr 14, 2021 verified as of Apr 15, 2021 at 09:25 AM

Data in this report are provisional and subject to change.

The numbers in the table below represent the number of Florida and non-Florida residents for whom test results were received by the Department of Health. A person can be tested by more than one laboratory and can have both positive and negative results. **Therefore, the sum of the numbers in each column will be larger than the total number of people tested.**

| Reporting lab | Inconclusive | Negative | Positive | Percent positive | Total |
|--|--------------|----------|----------|------------------|-------|
| FLORIDA MEDICAL CENTER OF CLEARWATER | | 2 | | | 2 |
| SMITH NORTHVIEW HOSPITAL LAB | | | 2 | 100% | 2 |
| MINUTECLINIC DIAGNOSTIC PA #7110 | | 2 | | | 2 |
| HOME ACCESS HEALTH | | | 2 | 100% | 2 |
| RENFREW CENTERS INC | | 2 | | | 2 |
| SIGNAL DIAGNOSTICS DBA FLOWHEALTH LABS | | | 2 | 100% | 2 |
| OMEGA RESEARCH CONSULTANTS | | | 2 | 100% | 2 |
| MELBOURNE URGENT CARE | | | 2 | 100% | 2 |
| FAMILY URGENT CARE | | 2 | | | 2 |
| SOUTHERN BREEZE HEALTHCARE | | 1 | 1 | 50% | 2 |
| Chatham Nursing and Rehab Center | | 2 | | | 2 |
| The Palms Nursing and Rehabilitation | | 1 | 1 | 50% | 2 |
| SPRINGHILL SENIOR RESIDENCE | | 2 | | | 2 |
| TMH PHYSICIAN PARTNERS MONTICELLO | | 1 | 1 | 50% | 2 |
| HEALTH NETWORK | | | 2 | 100% | 2 |
| Highland Ave. Eye Clinic | | 2 | | | 2 |
| WILSON MEMORIAL HOSPITAL | | | 2 | 100% | 2 |
| VALUE DRUGS BRONXVILLE INC | | 2 | | | 2 |
| MEDICAL CENTER LABORATORY | | | 2 | 100% | 2 |
| BAYFRONT CARDIOVASCULAR ASSOCIATES | | 1 | 1 | 50% | 2 |
| CATHOLIC HEALTH LABORATORY SERVICES | | 2 | | | 2 |
| RAPID RESULT CORP LLC | | 1 | 1 | 50% | 2 |
| DEKALB MEDICAL CENTER LABORATORY | | | 2 | 100% | 2 |
| SOUTHERN SURGICAL ARTS | | 2 | | | 2 |
| MISSION HOSPITAL REGIONAL MEDICAL CENTER | | | 2 | 100% | 2 |
| The Friendly Home | | 2 | | | 2 |
| CENTRAL ARKANSAS VETERANS HEALTHCARE SYSTEM - VETERANS AFFAIRS | | | 2 | 100% | 2 |
| CIGNA GATEWAY | | | 2 | 100% | 2 |
| FHPG SURGICAL ASSOCIATES OF EAST PASCO | | | 2 | 100% | 2 |
| LACORP | | 1 | 1 | 50% | 2 |
| CHNJ | | 2 | | | 2 |
| Kroger 407 - The Little Clinic Lexington | | 1 | 1 | 50% | 2 |
| SCDHEC BUREAU OF LABORATORIES | | | 2 | 100% | 2 |
| MADISON HOSPITAL LABORATORY | | | 2 | 100% | 2 |
| The Laurels of Hendersonville | | 2 | | | 2 |
| IM&P WELLNES CENTER | | | 2 | 100% | 2 |
| UNIVERSITY OF MISSOURI HEALTH CARE | | | 2 | 100% | 2 |
| GOUVERNEUR HOSPITAL LABORATORY | | 2 | | | 2 |
| JUPITER PEDIATRIC ASSOCIATES, PA | | 1 | 1 | 50% | 2 |
| The Suites at Western Home Communities | | 2 | | | 2 |
| BUFFALO CROSSINGS HEALTHCARE AND REHABILITATION CENTER | | | 2 | 100% | 2 |
| CIRRUS DX | | | 2 | 100% | 2 |
| WARE EXPRESS CARE | | | 2 | 100% | 2 |
| HPH HOME CARE | | 1 | 1 | 50% | 2 |
| WillowBrooke Court at Southampton Estates | | 2 | | | 2 |
| ATHENA CARE RESOURCES LLC | | 2 | | | 2 |
| MD NOW URGENT CARE CENTER INC. | | | 2 | 100% | 2 |

COVID-19: testing by laboratory

Data through Apr 14, 2021 verified as of Apr 15, 2021 at 09:25 AM

Data in this report are provisional and subject to change.

The numbers in the table below represent the number of Florida and non-Florida residents for whom test results were received by the Department of Health. A person can be tested by more than one laboratory and can have both positive and negative results. **Therefore, the sum of the numbers in each column will be larger than the total number of people tested.**

| Reporting lab | Inconclusive | Negative | Positive | Percent positive | Total |
|---|--------------|----------|----------|------------------|-------|
| Glenis Dr VA Outpatient Clinic | | 2 | | | 2 |
| JULIE STAATS DO | | 2 | | | 2 |
| Cooperstown Center for Nursing and Rehabilitation | | 2 | | | 2 |
| FLORIDA CLINICAL LABORATORY INC | | | 2 | 100% | 2 |
| JORDAN VALLEY MEDICAL CENTER | | | 2 | 100% | 2 |
| ST. MARY'S MEDICAL CENTER EVANSVILLE, INC | | | 2 | 100% | 2 |
| JMC TALLAHASSEE, LLC | | | 2 | 100% | 2 |
| PEACEHEALTH CENTRAL | | 2 | | | 2 |
| DOCTORS CARE - AIKEN MALL | | | 2 | 100% | 2 |
| INA | | 1 | 1 | 50% | 2 |
| GULF COAST MEDICAL CENTER RESPIRATORY CARE | | | 2 | 100% | 2 |
| SPRINGS MEDICAL LAB | | 1 | 1 | 50% | 2 |
| MOBILE COUNTY HEALTH DEPARTMENT | | 1 | 1 | 50% | 2 |
| PIEDMONT WALTON HOSPITAL | | 2 | | | 2 |
| MINUTECLINIC #1773 | | 2 | | | 2 |
| Stillwater Healthcare | | 2 | | | 2 |
| CVS MA38POCT CHARLTON | | 2 | | | 2 |
| MATHER HOSPITAL | | | 2 | 100% | 2 |
| Sanford Health & Rehabilitation | | | 2 | 100% | 2 |
| SWEETWATER NURSING CENTER | | 2 | | | 2 |
| INTERNAL MEDICINE SPECIALISTS MEDICAL GROUP, PA | | 2 | | | 2 |
| NORTHSIDE FAMILY MEDICINE AND URGENT CARE (EAST COBB) | | 2 | | | 2 |
| Harbor House | | 2 | | | 2 |
| Lake Charles Healthcare LLC dba Landmark Lake Charles | | | 2 | 100% | 2 |
| HARRINGTON PARK HEALTH AND REHAB | | 2 | | | 2 |
| TEXAS REGIONAL ASTHMA & ALLERGY CENTER | | | 2 | 100% | 2 |
| CVS MA2125POCT NATICK | | 1 | 1 | 50% | 2 |
| HOLY FAMILY MEDICAL CENTER | | 1 | 1 | 50% | 2 |
| FLORIDA DEPARTMENT OF HEALTH PINELLAS COUNTY- | | | 2 | 100% | 2 |
| GULF COAST REGIONAL MEDICAL CARE | | 2 | | | 2 |
| FHCP ASC - ORANGE CITY | | | 2 | 100% | 2 |
| NEWTON MEMORIAL HOSPITAL | | 2 | | | 2 |
| KAISER SUNNYSIDE MEDICAL CTR LAB | | 2 | | | 2 |
| EVERYBODY'S FAMILY CLINIC | | 2 | | | 2 |
| FALCON HEALTH CENTER | | | 2 | 100% | 2 |
| METROHEALTH SYSTEM | | | 2 | 100% | 2 |
| BERNHARDT LABORATORIES INC | | | 2 | 100% | 2 |
| ATVIVO LLC | | 2 | | | 2 |
| ADVENT HEALTH CENTRAL TEXAS | | 1 | 1 | 50% | 2 |
| CROSTOWN PHARMACY | | 2 | | | 2 |
| Lenawee Medical Care Facility | | 2 | | | 2 |
| ASANTE ROGUE REGIONAL MEDICAL CENTER L | | 2 | | | 2 |
| COUNTRY COTTAGE | | 2 | | | 2 |
| METHODIST MANSFIELD MEDICAL CENTER | | | 2 | 100% | 2 |
| INNOVATIVE CARE II LLC | | | 2 | 100% | 2 |
| SCIENTIFIC LABORATORY COMPANY | | 2 | | | 2 |
| MAYO CLINIC COUMADIN CLINIC LABORATORY | | 1 | 1 | 50% | 2 |

COVID-19: testing by laboratory

Data through Apr 14, 2021 verified as of Apr 15, 2021 at 09:25 AM

Data in this report are provisional and subject to change.

The numbers in the table below represent the number of Florida and non-Florida residents for whom test results were received by the Department of Health. A person can be tested by more than one laboratory and can have both positive and negative results. **Therefore, the sum of the numbers in each column will be larger than the total number of people tested.**

| Reporting lab | Inconclusive | Negative | Positive | Percent positive | Total |
|---|--------------|----------|----------|------------------|-------|
| Jersey City Medical Center | | 2 | | | 2 |
| FRESENIUS KIDNEY CARE SOUTH ST PETERSBURG | | | 2 | 100% | 2 |
| ENVOY OF FORK UNION, LLC DBA ENVOY AT THE VILLAGE | | 2 | | | 2 |
| RAINY LAKE MEDICAL CENTER | | | 2 | 100% | 2 |
| Garden Care Center | | 2 | | | 2 |
| ALL PEDIATRIC CARE PA | | | 2 | 100% | 2 |
| SIGNATURE CARE LEWISVILLE-EMERGENCY CENTER | | 1 | 1 | 50% | 2 |
| INNOVATIVE HEALTH DIAGNOSTIC OF CALIFORNIA | | | 1 | 100% | 1 |
| WALGREENS # 12338 | | 1 | | | 1 |
| PRESTIGE ER | | | 1 | 100% | 1 |
| FLORIDA HOSPITAL ORMOND BEACH | | | 1 | 100% | 1 |
| SUNSHINE FAMILY & WELLNESS CENTER | | | 1 | 100% | 1 |
| NULL | | | 1 | 100% | 1 |
| Wedgewood Manor | | 1 | | | 1 |
| CARLTON SHORES HEALTH AND REHABILITATION CENTER | | | 1 | 100% | 1 |
| VITAL CARE | | | 1 | 100% | 1 |
| Freedom Pointe at The Villages | | | 1 | 100% | 1 |
| KEY BISCAYNE PEDIATRIC ASSOCIATES INC | | | 1 | 100% | 1 |
| Bolingreen Health and Rehabilitation | | 1 | | | 1 |
| NEWCARE PRIMARY MEDICINE | | | 1 | 100% | 1 |
| NEW YORK STATE DEPARTMENT OF HEALTH | | | 1 | 100% | 1 |
| SELECT SPECIALTY HOSPITAL - ORLANDO SOUTH | | | 1 | 100% | 1 |
| BAPTIST HEALTH MEDICAL PLAZA | | | 1 | 100% | 1 |
| Walgreens #9121 | | 1 | | | 1 |
| CHILDRENS AT NORTH POINT URGENT CARE L | | 1 | | | 1 |
| HEARTLAND NURSING & REHABILITATION | | 1 | | | 1 |
| CLEVELAND CLINIC FLORIDA WAIVED | | | 1 | 100% | 1 |
| CYPRESS CREEK DIALYSIS CTR | | | 1 | 100% | 1 |
| Masonic Medical Research Institute | | | 1 | 100% | 1 |
| CVS PA2867POCT FOLSOM | | 1 | | | 1 |
| FAMILY PHYSICIANS OF WINTER PARK, INC | | | 1 | 100% | 1 |
| Florence Home | | 1 | | | 1 |
| CVS CA9751POCT AGOURA | | 1 | | | 1 |
| MIAMI JEWISH DIALYSIS | | | 1 | 100% | 1 |
| CVS IL8744POCT BROOKFIELD | | 1 | | | 1 |
| REHABILITATION CENTER OF SOUTH GEORGIA | | 1 | | | 1 |
| CFHC - FROSTPROOF | | | 1 | 100% | 1 |
| ANDERSON NURSING CENTER | | | 1 | 100% | 1 |
| Diversicare of Eupora | | 1 | | | 1 |
| CAN COMMUNITY HEALTH NORTH MIAMI, FL | | 1 | | | 1 |
| ADVANCED URGENT CARE PLLC | | 1 | | | 1 |
| Traymore Nursing Center | | 1 | | | 1 |
| HOLYOKE MEDICAL CENTER | | | 1 | 100% | 1 |
| MARYWOOD HEIGHTS | | 1 | | | 1 |
| Redwood Springs Healthcare | | | 1 | 100% | 1 |
| Hinesville VA Clinic | | 1 | | | 1 |
| Cerenity Senior Care-White Bear Lake | | 1 | | | 1 |

COVID-19: testing by laboratory

Data through Apr 14, 2021 verified as of Apr 15, 2021 at 09:25 AM

Data in this report are provisional and subject to change.

The numbers in the table below represent the number of Florida and non-Florida residents for whom test results were received by the Department of Health. A person can be tested by more than one laboratory and can have both positive and negative results. **Therefore, the sum of the numbers in each column will be larger than the total number of people tested.**

| Reporting lab | Inconclusive | Negative | Positive | Percent positive | Total |
|---|--------------|----------|----------|------------------|-------|
| A PATTERN MEDICAL CLINIC | | 1 | | | 1 |
| INTERIM HEALTHCARE OF PALM COAST | | | 1 | 100% | 1 |
| BEAUMONT HOSPITAL, GROSSE POINTE | | | 1 | 100% | 1 |
| LABORATORY COPRORATION OF AMERICA | | | 1 | 100% | 1 |
| MRMC LAB MICRO | | | 1 | 100% | 1 |
| MEDEXPRESS URGENT CARE - LEOMINSTER | | 1 | | | 1 |
| SUNY AT STONY BROOK | | | 1 | 100% | 1 |
| AMBRY GENETICS CORP | 1 | | | | 1 |
| BARTLE'S PHARMACY INC | | | 1 | 100% | 1 |
| Accordius Health at Gastonia | | | 1 | 100% | 1 |
| LAB. CORP. OF AMERICA | | | 1 | 100% | 1 |
| Kroger 527 - The Little Clinic Hwy 70 S. | | 1 | | | 1 |
| PARKWAY REGIONAL MEDICAL CENTER LAB | | | 1 | 100% | 1 |
| INTERNAL MEDICINE GROUP OF WINTER HAVEN PA | | 1 | | | 1 |
| CARESPOT - WELLINGTON | | | 1 | 100% | 1 |
| IDAHO HEALTH DEPARTMENT | | | 1 | 100% | 1 |
| Oakview Manor Health and Rehab | | 1 | | | 1 |
| WALGREENS #05432 | | 1 | | | 1 |
| SPECTRUM LUDINGTON | | | 1 | 100% | 1 |
| HOLMES FAMILY PRACTICE PA | | | 1 | 100% | 1 |
| HANCOCK REGIONAL HOSPITAL | | 1 | | | 1 |
| INTERIM HEALTHCARE | | | 1 | 100% | 1 |
| Northport VAMC | | 1 | | | 1 |
| Kroger 410 - The Little Clinic Trinity | | 1 | | | 1 |
| RIVERTON CBOC | | | 1 | 100% | 1 |
| MYLAN-SOUTH POINT PA | | 1 | | | 1 |
| PSL JAX BEACH OPERATIONS LLC | | | 1 | 100% | 1 |
| WELLSTAR KENNESAW MEDICAL CENTER | | 1 | | | 1 |
| CVS TN6414POCT SMYRNA | | 1 | | | 1 |
| MEDEXPRESS URGENT CARE - JACKSON | | 1 | | | 1 |
| CLINTON DRUG STORE | | 1 | | | 1 |
| SEPULVEDA OUTPATIENT AND NURSING HOME CARE | | | 1 | 100% | 1 |
| SPRINGFIELD HOSPITAL | | | 1 | 100% | 1 |
| RADIANCE HEALTH RX | | 1 | | | 1 |
| Central Alabama Veterans HCS - East Campus | | 1 | | | 1 |
| METROWEST MEDICAL CENTER - FRAMINGHAM | | | 1 | 100% | 1 |
| CLINICAL LABORATORY DEPARTMENT | | | 1 | 100% | 1 |
| ANDREWS | | | 1 | 100% | 1 |
| FELD ENTERTAINMENT | | | 1 | 100% | 1 |
| Kroger 539 - The Little Clinic Memorial Blvd. | | 1 | | | 1 |
| PENROSE HOSPITAL | | | 1 | 100% | 1 |
| SOPHIA MEDICAL ASSOCIATES, PC | | | 1 | 100% | 1 |
| SHANDSCAIR FLIGHT PROGRAM | | | 1 | 100% | 1 |
| TRIPLE O RESEARCH INSTITUTE PA | | | 1 | 100% | 1 |
| WALGREENS #01456 | | 1 | | | 1 |
| YOUR KIDS URGENT CARE | | | 1 | 100% | 1 |
| OMNICARE PHARMACY OF TEXAS 1, LP | | 1 | | | 1 |

COVID-19: testing by laboratory

Data through Apr 14, 2021 verified as of Apr 15, 2021 at 09:25 AM

Data in this report are provisional and subject to change.

The numbers in the table below represent the number of Florida and non-Florida residents for whom test results were received by the Department of Health. A person can be tested by more than one laboratory and can have both positive and negative results. **Therefore, the sum of the numbers in each column will be larger than the total number of people tested.**

| Reporting lab | Inconclusive | Negative | Positive | Percent positive | Total |
|--|--------------|----------|----------|------------------|-------|
| NHC HEALTH CARE CENTER | | 1 | | | 1 |
| NEW ULM MEDICAL CENTER | | | 1 | 100% | 1 |
| AMBULATORY CARE CLINIC, LLC | | | 1 | 100% | 1 |
| CLARKSVILLE MANOR INC | | 1 | | | 1 |
| THYROID SPECIALTY LABORATORY | | | 1 | 100% | 1 |
| METHODISM MIDLOTHIAN MEDICAL CENTER | | | 1 | 100% | 1 |
| CENTER AT WATERFRONT | | 1 | | | 1 |
| CVS TX7824POCT GARLAND | | 1 | | | 1 |
| WALGREENS #05150 | | 1 | | | 1 |
| MIAMI CHILDRENS HOSPITAL MIDTOWN OUTPATIENT CENTER | | | 1 | 100% | 1 |
| Good Samaritan Society-Atkinson | | 1 | | | 1 |
| VIP STARNETWORK | | 1 | | | 1 |
| BREVARD COUNTY JAIL | | | 1 | 100% | 1 |
| KELLY | | | 1 | 100% | 1 |
| Kempsville Health and Rehab Center | | 1 | | | 1 |
| CORVALLIS CLINIC PC LAB | | 1 | | | 1 |
| MAINE HEALTH AND ENVIRONMENTAL TESTING LABORATORY | | | 1 | 100% | 1 |
| CLUB HEALTH AND REHABILITATION CENTER, THE | | 1 | | | 1 |
| ORLANDO DIALYSIS | | 1 | | | 1 |
| ADVANCE GASTROENTEROLOGY | | | 1 | 100% | 1 |
| US LABORATORIES | | | 1 | 100% | 1 |
| MOBILE MEDICAL CLINIC | | | 1 | 100% | 1 |
| Raleigh Center (WV) | | | 1 | 100% | 1 |
| BRISTOL REGINAL MEDICAL CENTER | | | 1 | 100% | 1 |
| CHILDRENS HEALTHCARE CTE OF NORTHERN | | 1 | | | 1 |
| NEMOURS CHILDRENS URGENT CARE | | | 1 | 100% | 1 |
| SWIFT CREEK HEALTH CENTER AT THE TEMPL | | 1 | | | 1 |
| KEY WEST BRANCH MEDICAL CLINIC | | | 1 | 100% | 1 |
| HEALTH GUAGE | | | 1 | 100% | 1 |
| Riverside Nursing & Rehabilitation Center | | 1 | | | 1 |
| PROVIDENCE HOSPITAL | | | 1 | 100% | 1 |
| J F K PEDIATRICS | | | 1 | 100% | 1 |
| GSM OCED Subsection | | | 1 | 100% | 1 |
| PALM BEACH PEDIATRIC UROLOGY | | | 1 | 100% | 1 |
| CLINICAL MICROBIOLOGY LAB FAIRVIEW UNIVERSITY HOSPITAL | | | 1 | 100% | 1 |
| Kroger - KRO01100688 | | | 1 | 100% | 1 |
| PREVENTIVE CARDIOLOGY AND INTERNAL MEDICINE ASSOCI | | | 1 | 100% | 1 |
| CORE OCCUPATIONAL MEDICINE | | | 1 | 100% | 1 |
| TALLAHASSEE DIALYSIS | | 1 | | | 1 |
| MED LAB SERVICES, LLC | | | 1 | 100% | 1 |
| COVENANT HOSPITAL HOBBS D/B/A COVENANT | | 1 | | | 1 |
| Oak Hill Health & Rehabilitation Center | | | 1 | 100% | 1 |
| LAKE VIEW COURT | | 1 | | | 1 |
| SILVER SPRINGS SHORES DIALYSIS | | | 1 | 100% | 1 |
| PROVIDENCE ST PETER HOSPITAL | | 1 | | | 1 |
| Willowbrooke Court at Normandy Farms Estates | | 1 | | | 1 |
| OAK HAVEN REHAB AND NURSING CENTER | | | 1 | 100% | 1 |

COVID-19: testing by laboratory

Data through Apr 14, 2021 verified as of Apr 15, 2021 at 09:25 AM

Data in this report are provisional and subject to change.

The numbers in the table below represent the number of Florida and non-Florida residents for whom test results were received by the Department of Health. A person can be tested by more than one laboratory and can have both positive and negative results. **Therefore, the sum of the numbers in each column will be larger than the total number of people tested.**

| Reporting lab | Inconclusive | Negative | Positive | Percent positive | Total |
|--|--------------|----------|----------|------------------|-------|
| MAYO CLINIC OUTPATIENT DIALYSIS CENTER | | | 1 | 100% | 1 |
| MCLEOD MEMORIAL HOSPITAL CLARENDON | | | 1 | 100% | 1 |
| NEMOURS CHILDRENS PRIMARY CARE CLERMONT | | | 1 | 100% | 1 |
| RICHMOND MEDICAL CENTER FOR WOMEN | | 1 | | | 1 |
| CVS / PHARMACY #10794 | | | 1 | 100% | 1 |
| Kingston of Miamisburg | | 1 | | | 1 |
| HERITAGE CARE AND REHABILITATION CENTE | | 1 | | | 1 |
| Hearthstone Nursing and Rehabilitation Center | | 1 | | | 1 |
| KATHY L ANDERSON DO PA | | | 1 | 100% | 1 |
| UFHEALTH | | | 1 | 100% | 1 |
| PRIMEX CLINICAL LABORATORIES INC | | | 1 | 100% | 1 |
| LOWER KEYS COMMUNITY HEALTH CENTER | | | 1 | 100% | 1 |
| Kroger 518 - The Little Clinic Hermitage | | 1 | | | 1 |
| MARTINSVILLE HEALTH AND REHAB | | | 1 | 100% | 1 |
| INTERMOUNTAIN HEALTHCARE LABORATORY SERVICES | | | 1 | 100% | 1 |
| CVS NE8626POCT LINCOLN | | 1 | | | 1 |
| LAKE MARY OPTUM FLORIDA | | | 1 | 100% | 1 |
| Kroger 670 - The Little Clinic Dawson Forest Rd & Hwy 19 | | 1 | | | 1 |
| THE MEDICAL CENTER AT BOWLING GREEN | | | 1 | 100% | 1 |
| PRIMARY AND URGENT CARE | | | 1 | 100% | 1 |
| CSL PLASMA LAB | | | 1 | 100% | 1 |
| MORGAN STANELY HEALTH CENTER | | 1 | | | 1 |
| SUSAN F WILLIAMS MD PA | | | 1 | 100% | 1 |
| CLEMENT MANOR HEALTH CENTER | | 1 | | | 1 |
| UNIVERSAL DIAGNOSTICS LABORATORIES | | | 1 | 100% | 1 |
| CVS AZ10529POCT SCOTTSDALE | | 1 | | | 1 |
| INFECTION CONTROL DEPT | | | 1 | 100% | 1 |
| Oakland Nursing and Rehabilitation Center | | 1 | | | 1 |
| HEALTHCARE FOR THE HOMELESS | | | 1 | 100% | 1 |
| VA COMMUNITY BASED CLINIC - LAKE CITY | | | 1 | 100% | 1 |
| Grangeville Health and Rehab | | 1 | | | 1 |
| ST GERARD'S COMMUNITY OF CARE | | 1 | | | 1 |
| MAYO CLINICAL LABORATORIES | | 1 | | | 1 |
| WALGREEN#12147 | | 1 | | | 1 |
| UNIVERSITY OF IOWA HOSPITALS & CLINICS | | | 1 | 100% | 1 |
| Valley Center (WV) | | | 1 | 100% | 1 |
| MCH PHYSICIANS GROUP | | | 1 | 100% | 1 |
| PRIMARY CARE & PEDIATRICS - SHEPHERSTOWN | | 1 | | | 1 |
| WALGREENS #01398 | | | 1 | 100% | 1 |
| GRAND VIEW HOSPITAL | | | 1 | 100% | 1 |
| KID FIXERS | | 1 | | | 1 |
| Lutheran Community at Telford | | 1 | | | 1 |
| PULSE MEDICAL DOCTOTS LLC | | | 1 | 100% | 1 |
| FORT MYERS DIALYSIS | | 1 | | | 1 |
| ATLANTIS VISION CENTER | | | 1 | 100% | 1 |
| BAYLOR SCOTT & WHITE ALL SAINTS MEDICAL CENTER FT | | | 1 | 100% | 1 |
| MISSION REGIONAL MEDICAL CENTER | | | 1 | 100% | 1 |

COVID-19: testing by laboratory

Data through Apr 14, 2021 verified as of Apr 15, 2021 at 09:25 AM

Data in this report are provisional and subject to change.

The numbers in the table below represent the number of Florida and non-Florida residents for whom test results were received by the Department of Health. A person can be tested by more than one laboratory and can have both positive and negative results. **Therefore, the sum of the numbers in each column will be larger than the total number of people tested.**

| Reporting lab | Inconclusive | Negative | Positive | Percent positive | Total |
|--|--------------|----------|----------|------------------|-------|
| OXLEY PARK HEALTH & REHAB | | 1 | | | 1 |
| HEALTH ALLIANCE | | | 1 | 100% | 1 |
| HARTFORD HEALTH CARE & REHABILITATION | | | 1 | 100% | 1 |
| FAU MEMORY & WELLNESS CENTER | | | 1 | 100% | 1 |
| Jenkins Living Center | | 1 | | | 1 |
| ADVENTHEALTH MEDICAL GROUP UROLOGY AT EAST ORLANDO | | 1 | | | 1 |
| GENESIS MICROBIOLOGY LAB | | 1 | | | 1 |
| LCMC LAB SUBSECTION | | 1 | | | 1 |
| HEALTH & WELLNESS PROFESSIONALS INC | | | 1 | 100% | 1 |
| CATHEDRAL GERONTOLOGY CENTER DBA CATHEDRAL CARES | | | 1 | 100% | 1 |
| San Antonio Residence and Rehabilitation Center | | 1 | | | 1 |
| STAT EMERGENCY CENTER | | | 1 | 100% | 1 |
| SAINT JOSEPHS HOSPITAL OF ATLANTA | | | 1 | 100% | 1 |
| OUCH URGENT CARE | | | 1 | 100% | 1 |
| BIODORON LABORATORIES | | | 1 | 100% | 1 |
| WESTON COUNTY HEALTH SERVICES | | | 1 | 100% | 1 |
| HALE KUPUNA HERITAGE HOME | | 1 | | | 1 |
| PEDIATRIC ASSOCIATES OF JULINGTON CREEK | | | 1 | 100% | 1 |
| BRADENTON DIALYSIS | | | 1 | 100% | 1 |
| PATIENT FIRST - GARRISONVILLE | | | 1 | 100% | 1 |
| MOUNT SINAI COMPREHENSIVE CANCER CENTER | | | 1 | 100% | 1 |
| DR BAWA AND ASSOCIATES | | | 1 | 100% | 1 |
| LABWORKS LLC | | | 1 | 100% | 1 |
| BNJ | | 1 | | | 1 |
| CONCENTRA - LEESBURG | | 1 | | | 1 |
| Accordius Health at Harrisonburg | | 1 | | | 1 |
| CONVENIENT MD | | | 1 | 100% | 1 |
| Pinnacle Health and Rehab at South Portland | | 1 | | | 1 |
| NAVICENT HEALTH OCONEE, LLC | | 1 | | | 1 |
| SUNRISE/QUAY COUNTY HEALTH CLINIC | | 1 | | | 1 |
| LACKAWANNA HEALTH AND REHAB CENTER | | 1 | | | 1 |
| PINELLAS POINT NURSING AND REHAB CENTER | | | 1 | 100% | 1 |
| WASHINGTON SOLDIERS HOME AND COLONY | | 1 | | | 1 |
| CHATEAU MADELEINE - SENIOR LIVING & MEMORY CARE | | | 1 | 100% | 1 |
| EXPRESS LAB LIVINGSTON | | | 1 | 100% | 1 |
| GENESIS HOME HEALTH CARE SERVICES OF | | | 1 | 100% | 1 |
| SLIDELL MEMORIAL HOSPITAL | | | 1 | 100% | 1 |
| INDIAN RIVER CLINICAL LABORATORY, INC. | | 1 | | | 1 |
| UF HEALTH - WILDLIGHT | | | 1 | 100% | 1 |
| LOPEZ | | 1 | | | 1 |
| Birmingham Nursing & Rehab Center | | 1 | | | 1 |
| PASTEUR MEDICAL HIALEAH GARDEN LLC | | | 1 | 100% | 1 |
| SPARTA HEALTH & REHAB | | 1 | | | 1 |
| BLOOMINGDALE MEDICAL ASSOC | | | 1 | 100% | 1 |
| BALLAD HEALTH MEDICAL ASSOCIATES URGENT CARE | | | 1 | 100% | 1 |
| ICARE | | 1 | | | 1 |
| LAREDO CARE CLINIC NORTH | | 1 | | | 1 |

COVID-19: testing by laboratory

Data through Apr 14, 2021 verified as of Apr 15, 2021 at 09:25 AM

Data in this report are provisional and subject to change.

The numbers in the table below represent the number of Florida and non-Florida residents for whom test results were received by the Department of Health. A person can be tested by more than one laboratory and can have both positive and negative results. **Therefore, the sum of the numbers in each column will be larger than the total number of people tested.**

| Reporting lab | Inconclusive | Negative | Positive | Percent positive | Total |
|---|--------------|----------|----------|------------------|-------|
| FORT MYERS NORTH DIALYSIS | | 1 | | | 1 |
| Brattleboro Crossings LLC dba Pine Heights at Brattleboro | | 1 | | | 1 |
| CSI LABORATORIES FLORIDA | | | 1 | 100% | 1 |
| MARTIN ARMY COMMUNITY HOSPITAL | | | 1 | 100% | 1 |
| PULMONARY MEDICINE | | 1 | | | 1 |
| Kroger 541 - The Little Clinic Long Hollow Pike | | 1 | | | 1 |
| LOURDES URGENT CARE | | | 1 | 100% | 1 |
| THE CLINIC ON SIXTH | | | 1 | 100% | 1 |
| PM PEDIATRICS PC | | | 1 | 100% | 1 |
| OAKVIEW INC | | 1 | | | 1 |
| LADY LAKE FAMILY MEDICINE | | | 1 | 100% | 1 |
| RIVIERA BEACH INTEGRATED CARE INC | | | 1 | 100% | 1 |
| ST. LUKE'S HOSPITAL | | | 1 | 100% | 1 |
| The Jordan Center | | 1 | | | 1 |
| SOUTH SEMINOLE HOSPITAL POCT | | | 1 | 100% | 1 |
| BAPTIST ASI | | | 1 | 100% | 1 |
| CHRISTUS GOOD SHEPHERD MEDICAL CENTER | | | 1 | 100% | 1 |
| MADISON AT OVIEDO | | | 1 | 100% | 1 |
| Integrity Healthcare of Carbondale | | | 1 | 100% | 1 |
| SANTA MONICA FERTILITY | | | 1 | 100% | 1 |
| MANCHESTER COMMONS | | 1 | | | 1 |
| PUBLIX PHARMACY #1387 | | 1 | | | 1 |
| HEALTH PLUS SUNRISE MEDICAL OFFICE | | | 1 | 100% | 1 |
| FHPG INTERNAL MEDICINE OF BRANDON | | | 1 | 100% | 1 |
| LAKE VISTA DIALYSIS | | | 1 | 100% | 1 |
| CONCIERGE INTERNAL MEDICINE ASSOCIATES | | | 1 | 100% | 1 |
| DESERT ROSE FL LLC | | 1 | | | 1 |
| AML DIAGNOSTICS- ADV TESTING IN METABOLIC MEDICINE | | | 1 | 100% | 1 |
| FAMILY & INTERNAL MEDICINE CENTER | | 1 | | | 1 |
| LABORATORIO MEDICO CENTRAL CONDOMINO MD | | | 1 | 100% | 1 |
| LOVELACE WOMEN'S HOSPITAL | | 1 | | | 1 |
| WELLSTAR PAULDING HOSPITAL | | 1 | | | 1 |
| ABE'S GARDEN/PARK MANOR APARTMENTS | | 1 | | | 1 |
| BOYKIN | | 1 | | | 1 |
| IMMEDIATE CARE MEDICAL CENTER | | | 1 | 100% | 1 |
| EXAC CARE CROSSVILLE | | 1 | | | 1 |
| CARESOUTH HHA HOLDINGS OF VIRGINIA, LLC | | | 1 | 100% | 1 |
| SOMA MEDICAL CENTER PA #2 OAKLAND | | | 1 | 100% | 1 |
| CVS KS8573POCT OVERLAND PARK | | 1 | | | 1 |
| RIVERVIEW HOSPITAL | 1 | | | | 1 |
| URGENT CARE OF FORT LAUDERDALE INC | | | 1 | 100% | 1 |
| ELAN MANATEE | | | 1 | 100% | 1 |
| POINTE MEDICAL SERVICES INC | | | 1 | 100% | 1 |
| KNAPP MEDICAL GROUP | | | 1 | 100% | 1 |
| DAVENPORT DIALYSIS CENTER | | 1 | | | 1 |
| Belvoir Woods Health Care Center at The Fairfax | | 1 | | | 1 |
| MEDEXPRESS URGENT CARE - LINKHORNE | | 1 | | | 1 |

COVID-19: testing by laboratory

Data through Apr 14, 2021 verified as of Apr 15, 2021 at 09:25 AM

Data in this report are provisional and subject to change.

The numbers in the table below represent the number of Florida and non-Florida residents for whom test results were received by the Department of Health. A person can be tested by more than one laboratory and can have both positive and negative results. **Therefore, the sum of the numbers in each column will be larger than the total number of people tested.**

| Reporting lab | Inconclusive | Negative | Positive | Percent positive | Total |
|--|--------------|----------|----------|------------------|-------|
| Douglas County Health Center | | 1 | | | 1 |
| FAMILY MEDICINE AT CELEBRATION | | 1 | | | 1 |
| DR DAN C TRIGG MEMORIAL HOSPITAL | | 1 | | | 1 |
| HARBOR OAKS GOLDEN YEARS | | | 1 | 100% | 1 |
| SOUTHWEST VIRGINIA COMMUNITY HEALTH SYSTEMS | | | 1 | 100% | 1 |
| Dexter Health Care | | 1 | | | 1 |
| Village Crest Center for Health & Rehabilitation | | 1 | | | 1 |
| BEACHSIDE DETOX | | 1 | | | 1 |
| MARY WASHINGTON HOSPITAL HOME HEALTH AGENCY | 1 | | | | 1 |
| CARESPOT - OCOEE | | | 1 | 100% | 1 |
| FLORIDA DEPARTMENT OF HEALTH IN BROWARD COUNTY | | 1 | | | 1 |
| Tremont Health & Rehabilitation Center | | 1 | | | 1 |
| PANCARE HEALTH - CARR ELEM & MIDDLE SCHOOL | | | 1 | 100% | 1 |
| Kroger 717 - The Little Clinic Dolphin Drive | | | 1 | 100% | 1 |
| LOUIS A JOHNSON VAMC | | 1 | | | 1 |
| ST JOHNS EPISCOPAL HOSPITAL SOUTH SHORE | | 1 | | | 1 |
| HARDEN DIALYSIS | | 1 | | | 1 |
| FAST TEST NOW | | 1 | | | 1 |
| THE CHILDREN'S HOSPITAL OF PHILADELPHIA | | 1 | | | 1 |
| ROAN MOUNTAIN MEDICAL CENTER | | | 1 | 100% | 1 |
| DIGNITY HEALING LLC | | | 1 | 100% | 1 |
| CVS MA335POCT RAYNHAM | | 1 | | | 1 |
| MONROE COUNTY PUBLIC HEALTH DEPARTMENT | | | 1 | 100% | 1 |
| MED FIRST IMMEDIATE CARE AND FAMILY PRACTICE | | | 1 | 100% | 1 |
| Walgreens #9620 | | 1 | | | 1 |
| LAB PLUS, LLC | | | 1 | 100% | 1 |
| SHARON REGIONAL MEDICAL CENTER | | | 1 | 100% | 1 |
| NORTH SHORE HEMATOLOGY-ONCOLOGY ASSOCI | | 1 | | | 1 |
| PROGRESSIVE MEDICAL RESEARCH | | | 1 | 100% | 1 |
| MEDEXPRESS URGENT CARE - MT EPHRAIM | | 1 | | | 1 |
| American Fork Care Center dba Heritage Care Center | | 1 | | | 1 |
| Parkside Manor | | 1 | | | 1 |
| ADVENTHEALTH HOME CARE WATERMAN | | | 1 | 100% | 1 |
| Mountain City Care and Rehabilitation Center | | 1 | | | 1 |
| HOUSTON MEDICAL CENTER | | | 1 | 100% | 1 |
| St. Catherine's manor of Findlay | | 1 | | | 1 |
| MEDICAL EXAMINERS OFFICE, LEESBURG | | | 1 | 100% | 1 |
| KIOSK MEDICINE KENTUCKY LLC | | 1 | | | 1 |
| COMMUNITY MEDICAL CARE | | | 1 | 100% | 1 |
| JEFFREY A HIRSCHFIELD, MD PA | | | 1 | 100% | 1 |
| Good Shepherd Fairview Home, Inc. | | 1 | | | 1 |
| BROOKDALE AVONDALE (BU 04360) | | | 1 | 100% | 1 |
| CVS MA634POCT KINGSTON | | | 1 | 100% | 1 |
| ALABAMA REFERENCE LAB | | | 1 | 100% | 1 |
| Consulate Health Care of Tallahassee | | | 1 | 100% | 1 |
| LONESTAR 24HRER MANAGEMENT LLC DBA LONESTAR 24HRER | | | 1 | 100% | 1 |
| Franciscan Convalescent Hospital | | 1 | | | 1 |

COVID-19: testing by laboratory

Data through Apr 14, 2021 verified as of Apr 15, 2021 at 09:25 AM

Data in this report are provisional and subject to change.

The numbers in the table below represent the number of Florida and non-Florida residents for whom test results were received by the Department of Health. A person can be tested by more than one laboratory and can have both positive and negative results. **Therefore, the sum of the numbers in each column will be larger than the total number of people tested.**

| Reporting lab | Inconclusive | Negative | Positive | Percent positive | Total |
|--|--------------|----------|----------|------------------|-------|
| YUMA REGIONAL MEDICAL CENTER | | | 1 | 100% | 1 |
| TWIN | | | 1 | 100% | 1 |
| SCRIPTS PLUS INC DBA THE MEDICINE SHOP | | 1 | | | 1 |
| PARK AVENUE DERMATOLOGY NORTH | | | 1 | 100% | 1 |
| WELLINGTON WEST 100176 | | | 1 | 100% | 1 |
| SUN CITY DIAGNOSTIC CENTER | | | 1 | 100% | 1 |
| Waycross VA CBOC | | 1 | | | 1 |
| NIHCC | | | 1 | 100% | 1 |
| DEVITA | | 1 | | | 1 |
| Ashland Place Health and Rehabilitation, LLC | | 1 | | | 1 |
| Mission Arch Center | | 1 | | | 1 |
| Encompass Health Rehab Hosp Tinton Falls | | 1 | | | 1 |
| ELLCOTT CENTER FOR REHABILITATION AND | | 1 | | | 1 |
| Kroger - KRO03400316 | | | 1 | 100% | 1 |
| ATHENS MEDICAL CENTER | | | 1 | 100% | 1 |
| BAXTER REGIONAL MEDICAL CENTER | | | 1 | 100% | 1 |
| HOWELL BRANCH COURT | | | 1 | 100% | 1 |
| SHAW MEDICAL GROUP LLC | | | 1 | 100% | 1 |
| DSL TENANT II LLC | | | 1 | 100% | 1 |
| Diversicare of Ripley | | 1 | | | 1 |
| ALL PRO ORTHOPEDICS & SPORTS MEDICINE, PA | | | 1 | 100% | 1 |
| SYNAPSE ANALYTICAL LABS | | 1 | | | 1 |
| EXACCARE KINGSTON, LLC | | | 1 | 100% | 1 |
| Kroger 588 - The Little Clinic Thompsons Station | | 1 | | | 1 |
| LIFESTREAM BEHAVIORAL CENTER INC | | | 1 | 100% | 1 |
| LAB TEST KENDALL LLC | | 1 | | | 1 |
| COOSA VALLEY HEALTHCARE CENTER LLC | | 1 | | | 1 |
| Smg At Bridgewater Family Medicine | | 1 | | | 1 |
| LANGLADE | | | 1 | 100% | 1 |
| Signature HealthCare of Bowling Green | | 1 | | | 1 |
| SPORTS MEDICINE CLINIC - U OF WYOMING | | | 1 | 100% | 1 |
| ROSLYN INTERNAL MEDICINE | | 1 | | | 1 |
| BASCOM PALMER-MICRO LAB | | | 1 | 100% | 1 |
| CRESTHAVEN | | | 1 | 100% | 1 |
| Life Care Center of Paradise Valley | | 1 | | | 1 |
| PEDIATRIC PARTNERS ZEPHYRHILLS | | | 1 | 100% | 1 |
| GALVESTON COUNTY HEALTH DISTRICT | | | 1 | 100% | 1 |
| TEXAS HEALTH HARRIS METHODIST HOSPITAL | | | 1 | 100% | 1 |
| Glenburn Home | | 1 | | | 1 |
| Orchid Cove at Naples | | | 1 | 100% | 1 |
| NEMOURS CHILDREN'S | | | 1 | 100% | 1 |
| LIFE CARE CENTER OF CLEVELAND | | 1 | | | 1 |
| CMC MERCY LABORATORY | | | 1 | 100% | 1 |
| PROGRESSIVE URGENT CARE, PC | | | 1 | 100% | 1 |
| MID FLORIDA DERMATOLOGY ASSOCIATES PA | | | 1 | 100% | 1 |
| ARNOLD PALMER HOSPITAL LAB POCT | | 1 | | | 1 |
| Heritage of Red Cloud | | 1 | | | 1 |

COVID-19: testing by laboratory

Data through Apr 14, 2021 verified as of Apr 15, 2021 at 09:25 AM

Data in this report are provisional and subject to change.

The numbers in the table below represent the number of Florida and non-Florida residents for whom test results were received by the Department of Health. A person can be tested by more than one laboratory and can have both positive and negative results. **Therefore, the sum of the numbers in each column will be larger than the total number of people tested.**

| Reporting lab | Inconclusive | Negative | Positive | Percent positive | Total |
|---|--------------|----------|----------|------------------|-------|
| Kroger 779 - The Little Clinic Georgetown | | 1 | | | 1 |
| PROVIDENCE PORTLAND MEDICAL CENTER | | 1 | | | 1 |
| VA Texas Valley Coastal Bend Harlingen HCC | | 1 | | | 1 |
| Arlington Care Center | | | 1 | 100% | 1 |
| ST FRANCIS MEDICAL CENTER | | | 1 | 100% | 1 |
| CAREATC - WISCONSIN PIPE-FITTERS | | | 1 | 100% | 1 |
| MEMORIAL HOSPITAL AT GULFPORT | | | 1 | 100% | 1 |
| AVON PARK CLUSTER | | 1 | | | 1 |
| SOUTH DADE NURSING & REHABILITATION CENTER | | | 1 | 100% | 1 |
| PIEDMONT MOUNTAINSIDE HOSPITAL LAB - E | | 1 | | | 1 |
| MIDDLEBURG VA CBOC | | 1 | | | 1 |
| MEDEXPRESS URGENT CARE-BRENTWOOD | | 1 | | | 1 |
| LEE MEMORIAL HEALTH SYSTEMS HOME HEALTH | | 1 | | | 1 |
| GREYSTONE HOME HEALTH OF GREATER ORLANDO LLC | | 1 | | | 1 |
| Metairie Healthcare Center | | | 1 | 100% | 1 |
| MEDICAL ASSOCIATES OF CARTER | | 1 | | | 1 |
| KETTERING MEDICAL CENTER | | | 1 | 100% | 1 |
| AVERA SACRED HEART HOSPITAL | | | 1 | 100% | 1 |
| MEDEXPRESS URGENT CARE - BENTONVILLE | | 1 | | | 1 |
| MULTICARE PHYSICIANS | | | 1 | 100% | 1 |
| ADVENTHEALTH SENIOR CARE AT ORMOND | | | 1 | 100% | 1 |
| HUNTERS CREEK MEDICAL ASSOCIATES PA | | 1 | | | 1 |
| DOYLESTOWN HOSPITAL | | | 1 | 100% | 1 |
| GENEVA FAMILY HEALTH | | | 1 | 100% | 1 |
| TMH URGENT CARE CENTER | | | 1 | 100% | 1 |
| NEW ERA HEALTH CENTER INC | | 1 | | | 1 |
| THE INTERNAL MEDICAL GROUP | | 1 | | | 1 |
| LIFE CARE CENTER OF HILTON HEAD | | 1 | | | 1 |
| SUMMERFORD NURSING HOME, INC. | | 1 | | | 1 |
| COMMUNITY CARE CENTER | | 1 | | | 1 |
| ECHCS - Jewell Clinic | | 1 | | | 1 |
| BEACH CARE PLLC | | | 1 | 100% | 1 |
| MD NOW MEDICAL CENTERS, INC | | | 1 | 100% | 1 |
| WAKE FOREST MEDICAL CENTER LABORATORY | | | 1 | 100% | 1 |
| GADSDEN FAMILY PRACTICE | | 1 | | | 1 |
| GAMMA HEALTHCARE, INC | | 1 | | | 1 |
| LEE HEALTH KIDS URGENT CARE | | 1 | | | 1 |
| CLEVELAND HEARTLAB | | | 1 | 100% | 1 |
| Melbourne Terrace Rehabilitation Center | | | 1 | 100% | 1 |
| Greene Meadows Nursing and Rehabilitation Center | | 1 | | | 1 |
| Nemours Children's Clinic-Orla | | | 1 | 100% | 1 |
| SIGNATURE CARE MIDLAND | | | 1 | 100% | 1 |
| EVANS FAMILY CARE PA | | | 1 | 100% | 1 |
| GABRIELA GOLDSTEIN MD PA | | | 1 | 100% | 1 |
| Manor Care of Dallastown d/b/a ManorCare Health Services - Dallastown | | 1 | | | 1 |
| SEATTLE-KING COUNTY | | | 1 | 100% | 1 |
| MEMORIAL HOSPITAL LOS BANOS | | | 1 | 100% | 1 |

COVID-19: testing by laboratory

Data through Apr 14, 2021 verified as of Apr 15, 2021 at 09:25 AM

Data in this report are provisional and subject to change.

The numbers in the table below represent the number of Florida and non-Florida residents for whom test results were received by the Department of Health. A person can be tested by more than one laboratory and can have both positive and negative results. **Therefore, the sum of the numbers in each column will be larger than the total number of people tested.**

| Reporting lab | Inconclusive | Negative | Positive | Percent positive | Total |
|--|--------------|----------|----------|------------------|-------|
| CHC | | | 1 | 100% | 1 |
| VETERANS AFFAIRS MEDICAL CENTER - EAST ORANGE | | | 1 | 100% | 1 |
| SANFORD LABORATORY BISMARCK | | | 1 | 100% | 1 |
| JPS HEALTH CENTER AT TRUE WORTH PLACE | | | 1 | 100% | 1 |
| Bayou Vista Community Care Center | | | 1 | 100% | 1 |
| CVS IL2297651CV JOLIET | | 1 | | | 1 |
| WHEATON FRANCISCAN LABORATORY | | | 1 | 100% | 1 |
| Crisp Regional Nursing and Rehab Center | | 1 | | | 1 |
| MERCY MEDICAL CENTER INC | | | 1 | 100% | 1 |
| FAMILY PRACTICE OF CENTRAL FLORIDA PA | | | 1 | 100% | 1 |
| HARDVARD VANGUARD MEDICAL ASSOCIATES - NEEDHAM | | | 1 | 100% | 1 |
| ELLIS HOSPITAL URGENT CARE CENTER LAB | | 1 | | | 1 |
| SUTTER GOULD MEDICAL FOUNDATION | | | 1 | 100% | 1 |
| Kroger 356 - The Little Clinic Middletown | | 1 | | | 1 |
| URGENT DOC -NACOGODOCHES CLINIC | | | 1 | 100% | 1 |
| MBMG OF WINTER HAVEN | | | 1 | 100% | 1 |
| WALMART PHARMACY 10-4554 | | 1 | | | 1 |
| ENT AND ALLERGY ASSOCIATES, LLP | | 1 | | | 1 |
| DOCTORS HOSPITAL OF LAREDO | | | 1 | 100% | 1 |
| EMERY MEDICAL CENTER | | | 1 | 100% | 1 |
| BMRHC HARRISON | | 1 | | | 1 |
| QUALITY LAB | | | 1 | 100% | 1 |
| SUN LABORATORY SERVICES,INC | | | 1 | 100% | 1 |
| GWINNETT MEDICAL CENTER | | | 1 | 100% | 1 |
| BOND & STEELE CLINIC, PA | | | 1 | 100% | 1 |
| PANCARE HEALTH - BRUCE | | | 1 | 100% | 1 |
| ERIE COUNTY EMERGENCY SERVICES DIV OF | | 1 | | | 1 |
| ADVANCED MEDICAL LABORATORIES (AML) | | | 1 | 100% | 1 |
| HAMPTON VAMC | | 1 | | | 1 |
| WESTOX LABS | | 1 | | | 1 |
| CHATSWORTH ASSISTED LIVING COMMUNITY AT PGA NATIONAL | | | 1 | 100% | 1 |
| HSRE-ASL CASSELBERRY TRS, LLC | | | 1 | 100% | 1 |
| WILMINGTON NURSING AND REHAB | | | 1 | 100% | 1 |
| MEDEXPRESS URGENT CARE-HAVERHILL | | 1 | | | 1 |
| HIGHLAND LABORATORY | | | 1 | 100% | 1 |
| POUDRE VALLEY HOSPITAL | | | 1 | 100% | 1 |
| TRAVIS LEE THOMPSON MD | | | 1 | 100% | 1 |
| MORGAN MEDICAL CENTER | | 1 | | | 1 |
| WAYCROSS INTRTNAL MEDICINE | | | 1 | 100% | 1 |
| DR. K PEDIATRICS | | | 1 | 100% | 1 |
| AIRPORT MEDICAL SOLUTIONS ORLANDO | | | 1 | 100% | 1 |
| COASTAL PEDIATRICS LLC | | | 1 | 100% | 1 |
| JOHN MANCHIN SR HEALTH CARE CENTER | | 1 | | | 1 |
| NEMOURS CHILDREN'S PRIMARY CARE | | | 1 | 100% | 1 |
| ALBUQUERQUE INDIAN HEALTH CENTER | | 1 | | | 1 |
| NABI | | 1 | | | 1 |
| BAPTIST HEALTH PRIMARY CARE AT CUTLER BAY | | | 1 | 100% | 1 |

COVID-19: testing by laboratory

Data through Apr 14, 2021 verified as of Apr 15, 2021 at 09:25 AM

Data in this report are provisional and subject to change.

The numbers in the table below represent the number of Florida and non-Florida residents for whom test results were received by the Department of Health. A person can be tested by more than one laboratory and can have both positive and negative results. **Therefore, the sum of the numbers in each column will be larger than the total number of people tested.**

| Reporting lab | Inconclusive | Negative | Positive | Percent positive | Total |
|---|--------------|----------|----------|------------------|-------|
| MID-FLORIDA PATHOLOGY LLC | | 1 | | | 1 |
| CARSON NURSING AND REHABILITATION CENTER | | 1 | | | 1 |
| INFANTS & CHILDREN PA | | | 1 | 100% | 1 |
| Washington County Nursing H0me | | | 1 | 100% | 1 |
| WALGREENS #5130 | | | 1 | 100% | 1 |
| ST JOSEPHS CHILDRENS HOSPITAL PEDI TRANSPORT | | | 1 | 100% | 1 |
| Vibrallife of El Paso Rehabilitation Center | | | 1 | 100% | 1 |
| SC-GA2018 MCCORMICK REHAB & HEALTHCARE | | 1 | | | 1 |
| MINUTE CLINIC DIAGNOSTIC MED GRP OF CA | | 1 | | | 1 |
| PARTNERS IN PRIMARY CARE | | 1 | | | 1 |
| SMA BEHAVIORAL HEALTH SERVICES INC | | 1 | | | 1 |
| HIGH DESERT COURT GROUP HOME | | | 1 | 100% | 1 |
| ADVANCE HEALTH AND WELLNESS SOLUTIONS | | | 1 | 100% | 1 |
| CYPRESS CREEK OUTPATIENT SURGICAL CTR, LLC | | | 1 | 100% | 1 |
| Lakeview Care Center | | | 1 | 100% | 1 |
| Brynwood Health & Rehabilitation Center | | | 1 | 100% | 1 |
| 441 URGENT CARE CENTER - BROWNWOOD | | | 1 | 100% | 1 |
| TANGLEWOOD MANOR | | 1 | | | 1 |
| CVS NE8615POCT LINCOLN | | 1 | | | 1 |
| Towne Manor East | | 1 | | | 1 |
| CONWAY - SHERWOOD URGENT CARE | | | 1 | 100% | 1 |
| Chatsworth Health Care | | 1 | | | 1 |
| SHAH | | | 1 | 100% | 1 |
| WINTER PARK MEMORIAL HOSPITAL LABORATORY | | 1 | | | 1 |
| FLAGLER CARE CENTER | | | 1 | 100% | 1 |
| LEXINGTON HOSPITAL CORPORATION | | | 1 | 100% | 1 |
| BROOKSHIRE, THE | | | 1 | 100% | 1 |
| MEDEXPRESS-DOVER | | 1 | | | 1 |
| White Oak Manor - Rock Hill | | 1 | | | 1 |
| ST JOHN HOSPITAL & MEDICAL CENTER MICRO | | | 1 | 100% | 1 |
| MDS PHARMA SERVICES | | 1 | | | 1 |
| INNOVATIVE CARE PARTNERS PLLC | | | 1 | 100% | 1 |
| SANTA CLARA VALLEY MEDICAL CENTER | | | 1 | 100% | 1 |
| STEWARD FLORIDA ALF, INC | | | 1 | 100% | 1 |
| VA Healthcare Center- Newburg | | 1 | | | 1 |
| Heartland of Perrysburg | | 1 | | | 1 |
| SANFORD LABORATORIES WATERTOWN | | | 1 | 100% | 1 |
| CUSTOM SCRIPTS PHARMACY | | 1 | | | 1 |
| RIVERSIDE MEDICAL CENTER | | 1 | | | 1 |
| FLAGLER PROFESSIONAL HEALTH CARE SERVICES INC | | 1 | | | 1 |
| Imperial Healthcare Centre | | | 1 | 100% | 1 |
| NSPIRE HEALTHCARE PLANTATION | | | 1 | 100% | 1 |
| ASHLEY CLINICAL DIAGNOSTIC LABORATORY | | | 1 | 100% | 1 |
| ROYAL PALM PEDIATRICS | | | 1 | 100% | 1 |
| CERMAK HEALTH SERVICES | | | 1 | 100% | 1 |
| ADVANCED RESEARCH AND DIAGNOSTIC LABORATORY UNIVERSITY OF MINNESOTA | | | 1 | 100% | 1 |
| Maplewood of Cheshire County | | 1 | | | 1 |

COVID-19: testing by laboratory

Data through Apr 14, 2021 verified as of Apr 15, 2021 at 09:25 AM

Data in this report are provisional and subject to change.

The numbers in the table below represent the number of Florida and non-Florida residents for whom test results were received by the Department of Health. A person can be tested by more than one laboratory and can have both positive and negative results. **Therefore, the sum of the numbers in each column will be larger than the total number of people tested.**

| Reporting lab | Inconclusive | Negative | Positive | Percent positive | Total |
|---|--------------|----------|----------|------------------|-------|
| LAMARQUE DIALYSIS | | | 1 | 100% | 1 |
| Birmingham Nursing and Rehabilitation East LLC | | 1 | | | 1 |
| DOCTORS MEMORIAL HOSP HOME HEALTH CARE | | 1 | | | 1 |
| 1ST MED DOTHAN | | | 1 | 100% | 1 |
| CAREHERE HUDSON BAY | | | 1 | 100% | 1 |
| Sunnybrook Rehabilitation Center | | | 1 | 100% | 1 |
| ARIZA WELLNESS CARE LLC | | | 1 | 100% | 1 |
| BRANKO D PEJIC MD FAMILY PRACTICE | | | 1 | 100% | 1 |
| GEORGE WASHINGTON UNIVERSITY HOSPITAL | | | 1 | 100% | 1 |
| AUSTIN URGENT CARE | | | 1 | 100% | 1 |
| Kroger 682 - The Little Clinic New Holland Market | | | 1 | 100% | 1 |
| HOSPITAL SISTERS HEALTH SYSTEM (HSHS) | | | 1 | 100% | 1 |
| SSC NASHVILLE OPERATING CO LLC D/B/A | | 1 | | | 1 |
| CHILDREN'S MEMORIAL HOSPITAL | | | 1 | 100% | 1 |
| QUEST INC | | | 1 | 100% | 1 |
| FOUNDATION LABORATORY | | | 1 | 100% | 1 |
| Baypoint Healthcare Center | | | 1 | 100% | 1 |
| TRITENN LLC | | 1 | | | 1 |
| FIRST CARE WALK IN CLINIC LLC | | | 1 | 100% | 1 |
| PALMS WEST SURGICENTER | | 1 | | | 1 |
| MARTIN MEM FAMILY CARE AT ST LUCIE W | | | 1 | 100% | 1 |
| USC VERDUGO HILLS HOSPITAL | | | 1 | 100% | 1 |
| BETHESDA DIALYSIS | | | 1 | 100% | 1 |
| SUNSHINE PEDIATRICS OF LUTz | | | 1 | 100% | 1 |
| NORTH FLORIDA FAMILY MEDICINE | | | 1 | 100% | 1 |
| LAS PALMAS MEDICAL CENTER | | | 1 | 100% | 1 |
| Greencroft Goshen | | 1 | | | 1 |
| BELLMORE PEDIATRICS | | 1 | | | 1 |
| TRAFALGAR DIALYSIS | | | 1 | 100% | 1 |
| Altenheim Senior Living | | 1 | | | 1 |
| CASA DE ORO CARE AND REHABILITATION CE | | 1 | | | 1 |
| FIT4LIFE MEDICAL CENTER | | | 1 | 100% | 1 |
| Kroger 569 - The Little Clinic Gallatin | | 1 | | | 1 |
| ORMOND PEDIATRICS PA | | | 1 | 100% | 1 |
| DAYTONA BEACH CENTRA CARE | | | 1 | 100% | 1 |
| St. Mary's Care Center | | 1 | | | 1 |
| BLAKE AT PENSACOLA OPERATION CO, LLC, THE | | | 1 | 100% | 1 |
| SANTA ROSA PEDIATRICS | | | 1 | 100% | 1 |
| DSI LABORATORIES-NAPLES-7TH | | | 1 | 100% | 1 |
| PHYSICIANS ASSOCIATES PA | | | 1 | 100% | 1 |
| Indianspring of Oakley | | 1 | | | 1 |
| ST MICHAEL'S ELITE MEDICAL HOSPITAL | | | 1 | 100% | 1 |
| Parkview Care and Rehabilitation Center | | 1 | | | 1 |
| Hawthorne House | | 1 | | | 1 |
| RED BUG LAKE ROAD OVIEDO COVID | | | 1 | 100% | 1 |
| LYSTER MAIN LAB, FT RUCKER | | 1 | | | 1 |
| CVS AZ69POCT PEORIA | | 1 | | | 1 |

COVID-19: testing by laboratory

Data through Apr 14, 2021 verified as of Apr 15, 2021 at 09:25 AM

Data in this report are provisional and subject to change.

The numbers in the table below represent the number of Florida and non-Florida residents for whom test results were received by the Department of Health. A person can be tested by more than one laboratory and can have both positive and negative results. **Therefore, the sum of the numbers in each column will be larger than the total number of people tested.**

| Reporting lab | Inconclusive | Negative | Positive | Percent positive | Total |
|--|--------------|----------|----------|------------------|-------|
| SUNRISE CLINIC SANTA ROSA | | 1 | | | 1 |
| WEST CARVER MEDICAL ASSOCIATES | | 1 | | | 1 |
| ALTAMONTE SPRINGS WALK IN MED CENTER | | | 1 | 100% | 1 |
| ACCESS FAMILY CARE LLC | | | 1 | 100% | 1 |
| THEDACARE FAMILY MEDICINE GATEWAY | | | 1 | 100% | 1 |
| WEST PALM BEACH PHARMACEUTICALS LLC | | | 1 | 100% | 1 |
| SOLARIS HEALTHCARE PLANT CITY | | 1 | | | 1 |
| PRISMA HEALTH TUOMEY LABORATORY | | | 1 | 100% | 1 |
| MEDICAL CITY NORTH HILLS | | | 1 | 100% | 1 |
| USF PHYSICIANS GROUP | | | 1 | 100% | 1 |
| NORTH SHORE HEMATOLOGY-ONCOLOGY ASSOCIATES PC | | 1 | | | 1 |
| Princeton Place | | | 1 | 100% | 1 |
| ALLIED PHYSICIANS GROUP | | 1 | | | 1 |
| EASTGENE LABORATORIES | | 1 | | | 1 |
| HUGH CHATHAM FAMILY MEDICINE INDEPENDENCE | | 1 | | | 1 |
| NORTH PALM CHIDRENS PHYSICIANS | | | 1 | 100% | 1 |
| CARESTAT HOSPICE SERVICES | | | 1 | 100% | 1 |
| ASHLEY PEDIATRICS DAY & NIGHT CLINIC | | | 1 | 100% | 1 |
| Kroger 618 - The Little Clinic Trail Creek Village | | 1 | | | 1 |
| SHERIDAN VAMC | | 1 | | | 1 |
| JOHN PETER SMITH HOSPITAL- OB TRIAGE | | | 1 | 100% | 1 |
| MEMORIAL SATILLA HEALTH | | | 1 | 100% | 1 |
| SMYTH COUNTY COMMUNITY HOSPITAL LABORATORY | | | 1 | 100% | 1 |
| SEVEN HILLS HEALTHCARE GROUP LLC DBA | | 1 | | | 1 |
| TITUSVILLE REHABILITATION AND NURSING CENTER | | 1 | | | 1 |
| HEALTH AND HOPE CLINIC INC | | | 1 | 100% | 1 |
| SHARP GROSSMONT HOSPITAL LABORATORY | | | 1 | 100% | 1 |
| HUDSON REGIONAL HOSPITAL | | | 1 | 100% | 1 |
| Kroger 767 - The Little Clinic Beaumont | | 1 | | | 1 |
| STORMONT VAIL HOSPITAL | | | 1 | 100% | 1 |
| SPEARE MEMORIAL HOSPITAL | | | 1 | 100% | 1 |
| VIVEX/UMTB BIOMEDICAL | | | 1 | 100% | 1 |
| APOLLO ADVANCED HOME HEALTH CORP | | | 1 | 100% | 1 |
| SAINT BARNABAS MEDICAL CENTER | | 1 | | | 1 |
| CRUSADER COMMUNITY HEALTH | | | 1 | 100% | 1 |
| OPTUM MEDICAL CLINIC IN ROCKRIMMON | | | 1 | 100% | 1 |
| HEALTHCARE ASSOCIATES OF IRVING, LLP | | | 1 | 100% | 1 |
| ARGENTINE CARE CENTER | | 1 | | | 1 |
| PEDRO L ORTEGA MD PA | | | 1 | 100% | 1 |
| THE LITTLE CLINIC LLC | | | 1 | 100% | 1 |
| Le Roy Village Green | | 1 | | | 1 |
| PALM BEACH DIABETES AND ENDOCRINE SPECIALISTS, PA | | | 1 | 100% | 1 |
| BAYOU URGENT CARE | | | 1 | 100% | 1 |
| HELGEMO & LIOU PEDIATRICS | | | 1 | 100% | 1 |
| SCRIPPS MERCY HOSPITAL | | | 1 | 100% | 1 |
| Signature Healthcare of Fort Wayne | | 1 | | | 1 |
| Kroger 838 - The Little Clinic Fairborn | | 1 | | | 1 |

COVID-19: testing by laboratory

Data through Apr 14, 2021 verified as of Apr 15, 2021 at 09:25 AM

Data in this report are provisional and subject to change.

The numbers in the table below represent the number of Florida and non-Florida residents for whom test results were received by the Department of Health. A person can be tested by more than one laboratory and can have both positive and negative results. **Therefore, the sum of the numbers in each column will be larger than the total number of people tested.**

| Reporting lab | Inconclusive | Negative | Positive | Percent positive | Total |
|---|--------------|----------|----------|------------------|-------|
| CareATC - Columbia College #58 | | 1 | | | 1 |
| Hempfield Manor | | 1 | | | 1 |
| MID FLORIDA BIOLOGICALS | | | 1 | 100% | 1 |
| LIFEGUARD AMBULANCE SERVICE LLC, TEXAS | | | 1 | 100% | 1 |
| Indian Oaks Living Center | | 1 | | | 1 |
| CDR MAGUIRE – STUART MISSION | | | 1 | 100% | 1 |
| BHS PHYSICIAN NETWORK | | | 1 | 100% | 1 |
| ST VINCENT'S AMBULATORY CARE INC | | | 1 | 100% | 1 |
| SYNERGENE LABORATORY | | | 1 | 100% | 1 |
| LRHS Pablo Urgent Care | | 1 | | | 1 |
| NEW ERA COMMUNITY HEALTH CENTER LLC | | 1 | | | 1 |
| Brown Nursing Home | | 1 | | | 1 |
| MEDEXPRESS URGENT CARE -HOWELL US HWY | | 1 | | | 1 |
| Urgent Care 24/7 Orlando LLC | | | 1 | 100% | 1 |
| Big River Nursing and Rehab | | 1 | | | 1 |
| SOUTH COUNTY MEDICAL CENTER | | | 1 | 100% | 1 |
| Chateau Girardeau | | | 1 | 100% | 1 |
| SOUTHEASTERN PATHOLOGY ASSOCIATES | | | 1 | 100% | 1 |
| BAPTIST MINOR MEDICAL CENTER | | | 1 | 100% | 1 |
| BLOOD SYSTEMS LABORATORIES | | | 1 | 100% | 1 |
| THE CHRIST HOSPITAL | | | 1 | 100% | 1 |
| LEELANAU OPCO, LLC | | 1 | | | 1 |
| CVS MO8595POCT RAYMORE | | 1 | | | 1 |
| GOOD SAMARITAN SOCIETY-FOREST CITY | | 1 | | | 1 |
| SOUTHERN SPRINGS HEALTH CARE | | 1 | | | 1 |
| Kroger - KR003500568 | | | 1 | 100% | 1 |
| ORCHID TERRACE | | 1 | | | 1 |
| CAPITAL HEALTH PLAN - GOVERNORS SQUARE | | | 1 | 100% | 1 |
| Brownwood Nusing & Rehabilitation | | 1 | | | 1 |
| HEALTHFORCE PARTNERS INC | | | 1 | 100% | 1 |
| ASSURANCE HEALTHCARE AND COUNSELING CENTER | | 1 | | | 1 |
| Kroger 390 - The Little Clinic North College Hill | | 1 | | | 1 |
| VISTA LAKE ASSISTED LIVING | | | 1 | 100% | 1 |
| BEAUMONT HOSPITAL | | | 1 | 100% | 1 |
| LITTLE FALLS HOSPITAL LABORATORY | | 1 | | | 1 |
| JACKSON MADISON CO. GEN. HOSPITAL | | | 1 | 100% | 1 |
| METROPOLITAN | | | 1 | 100% | 1 |
| JAX FAMILY CARE | | 1 | | | 1 |
| ANDERSON FAMILY MEDICINE | | | 1 | 100% | 1 |
| Avon Health Center | | 1 | | | 1 |
| TOMAH VAMC | | | 1 | 100% | 1 |
| Valley View Health and Rehabilitation, LLC | | 1 | | | 1 |
| TRIHEALTH | | | 1 | 100% | 1 |
| CENTRAL ALABAMA HEALTH CARE SYSTEM | | | 1 | 100% | 1 |
| MD NOW URGENT CARE | | | 1 | 100% | 1 |
| BRISTOL CHILDRENS CLINIC | | | 1 | 100% | 1 |
| ST JOHNS PEDIATRICS PA | | 1 | | | 1 |

COVID-19: testing by laboratory

Data through Apr 14, 2021 verified as of Apr 15, 2021 at 09:25 AM

Data in this report are provisional and subject to change.

The numbers in the table below represent the number of Florida and non-Florida residents for whom test results were received by the Department of Health. A person can be tested by more than one laboratory and can have both positive and negative results. **Therefore, the sum of the numbers in each column will be larger than the total number of people tested.**

| Reporting lab | Inconclusive | Negative | Positive | Percent positive | Total |
|---|--------------|----------|----------|------------------|-------|
| Fairview | | | 1 | 100% | 1 |
| Kroger 006 - The Little Clinic Uintah Gardens | | 1 | | | 1 |
| AMERICAN LAB LLC | | 1 | | | 1 |
| BORINQUEN HEALTH CENTER | | | 1 | 100% | 1 |
| OAKWOOD HOSPITAL - SOUTHSORE | | | 1 | 100% | 1 |
| LAS PALOMAS SENIOR LIVING | | 1 | | | 1 |
| AMERICAN MEDICAL RESPONSE - FARMER BRA | | 1 | | | 1 |
| LAKESIDE MEDICAL CENTER | | 1 | | | 1 |
| WALGREENS_CHICAGO | | 1 | | | 1 |
| LEHIGH PULMONARY ASSOCIATES | | | 1 | 100% | 1 |
| BRUNSWICK HEALTH AND REHABILITATION CE | | 1 | | | 1 |
| Springdale Village | | 1 | | | 1 |
| LAKEWOOD RANCH MEDICAL GROUP LLC | | | 1 | 100% | 1 |
| CARENOW URGENT CARE - ANTIOCH | | 1 | | | 1 |
| ST. MARY MEDICAL CENTER | | 1 | | | 1 |
| Kroger 465 - The Little Clinic Oakley | | 1 | | | 1 |
| Eden Meadows | | 1 | | | 1 |
| FAMILY MEDICAL CENTER | | 1 | | | 1 |
| SUREPOINT URGENT CARE PADRE ISLAND | | | 1 | 100% | 1 |
| Ohman Family Living at Holly Assisted Living | | 1 | | | 1 |
| FAMILY MEDICAL CLINIC KENDALL LLC | | | 1 | 100% | 1 |
| CITRONELLE HEALTH AND REHABILITATION CENTER | | 1 | | | 1 |
| MADISON REHABILITATION HOSPITAL | | 1 | | | 1 |
| FALKVILLE HEALTHCARE | | 1 | | | 1 |
| ADVENTHEALTH PHYSICIAN GROUP - APPLEWOOD | | | 1 | 100% | 1 |
| SUMMIT DETOX INC | | | 1 | 100% | 1 |
| LP Marietta II, LLC | | 1 | | | 1 |
| PEDRO MENENDEZ HEALTH CENTER AT ST JOHNS | | | 1 | 100% | 1 |
| MEDEXPRESS URGENT CARE-MEADVILLE | | | 1 | 100% | 1 |
| Community Compassion Center of Batesville | | | 1 | 100% | 1 |
| Falmouth By The Sea | | | 1 | 100% | 1 |
| TEXAS HEALTH ARLINGTON MEMORIAL HOSPITAL | | | 1 | 100% | 1 |
| OMAHA VA MEDICAL CENTER | | | 1 | 100% | 1 |
| ACUTE AND COMMUNICABLE DISEASE PREVENTION | | | 1 | 100% | 1 |
| Rio Grande City Nursing and Rehab Center | | | 1 | 100% | 1 |
| Fairhaven Retirement Community | | 1 | | | 1 |
| MEADOWS PARK HEALTH AND REHABILITATION | | 1 | | | 1 |
| MEDEXPRESS URGENT CARE - NUTLEY | | 1 | | | 1 |
| Walgreens #12695 | | | 1 | 100% | 1 |
| SMITH | | | 1 | 100% | 1 |
| MEDICAL ASSOCIATES OF THE SHOALS | | 1 | | | 1 |
| CHILDREN'S AT SATELLITE BOULEVARD URGE | | 1 | | | 1 |
| ALLIANCE LABORATORY SERVICES | | | 1 | 100% | 1 |
| DIGESTIVE DISEASE CARE PC | | 1 | | | 1 |
| DISCOVERY AT HOME, LLC | | | 1 | 100% | 1 |
| GENERATIONS CENTER OF SPENCER | | 1 | | | 1 |
| CARESPOT - LEE VISTA | | | 1 | 100% | 1 |

COVID-19: testing by laboratory

Data through Apr 14, 2021 verified as of Apr 15, 2021 at 09:25 AM

Data in this report are provisional and subject to change.

The numbers in the table below represent the number of Florida and non-Florida residents for whom test results were received by the Department of Health. A person can be tested by more than one laboratory and can have both positive and negative results. **Therefore, the sum of the numbers in each column will be larger than the total number of people tested.**

| Reporting lab | Inconclusive | Negative | Positive | Percent positive | Total |
|---|--------------|----------|----------|------------------|-------|
| Kroger 353 - The Little Clinic Harpers Point | | 1 | | | 1 |
| SUMMERFIELD PAIN MANAGEMENT | | | 1 | 100% | 1 |
| SIGNATURE CARE COLLEGE STATION | | | 1 | 100% | 1 |
| MEDLABS OF FLORIDA LLC D/B/A MEDLABS DIAGNOSTICS | | 1 | | | 1 |
| ManorCare Yeadon | | 1 | | | 1 |
| PALM SPRINGS GENERAL HOSPITAL | | | 1 | 100% | 1 |
| PUTNAM CO HOSPITAL-D/B/A ASBURY TOWERS | | 1 | | | 1 |
| El Paso Health Care Center | | | 1 | 100% | 1 |
| Walgreens #17445 | | 1 | | | 1 |
| INDIANA STATE DEPARTMENT OF HEALTH CLINIC MICROBIOLOGY | | 1 | | | 1 |
| Kroger 699 - The Little Clinic Smyrna | | 1 | | | 1 |
| GENESEE COUNTY HEALTH DEPARTMENT | | 1 | | | 1 |
| STAMFORD HOSPITAL | | | 1 | 100% | 1 |
| FAIRVIEW HOSPITAL | | | 1 | 100% | 1 |
| C A R E S | | 1 | | | 1 |
| LIFE CARE CENTER OF GWINNETT | | 1 | | | 1 |
| ORDRS, INC. | | | 1 | 100% | 1 |
| Eagle Point Health Care Center | | 1 | | | 1 |
| Maple Lane Nursing Home | | 1 | | | 1 |
| MY URGENT CARE CLINIC | | | 1 | 100% | 1 |
| Woodstock Nursing and Rehabilitation Center | | 1 | | | 1 |
| RIVERSIDE PEDIATRIC GROUP, INC | | 1 | | | 1 |
| CVS IL2297652CV CHICAGO | | 1 | | | 1 |
| POETS WALK SARASOTA | | | 1 | 100% | 1 |
| SHANNON CLARK OD, PA | | | 1 | 100% | 1 |
| OPTI MED PHARMACY | | 1 | | | 1 |
| INTERNAL MEDICINE ASSOCIATES | | 1 | | | 1 |
| FREEPORT ER DOX URGENT CARE | | 1 | | | 1 |
| OAKWOOD HOSPITAL - DEARBORN LAB | | | 1 | 100% | 1 |
| REELFOOT FAMILY WALK-IN CLINIC | | 1 | | | 1 |
| MEDCARE-GARNERS FERRY | | | 1 | 100% | 1 |
| MY INSTADOC - HOWELL URGENT CARE | | 1 | | | 1 |
| WORKCARE, INC GLOBALFOUNDRIES | | | 1 | 100% | 1 |
| SPECIALTY MOLECULAR - DENVER | | | 1 | 100% | 1 |
| CLINICAL PATHOLOGY LABORATORIES SOUTHEAST INC | | | 1 | 100% | 1 |
| PUBLIX PHARMACY #1122 | | 1 | | | 1 |
| ST CATHERINE HOSPITAL LABORATORY | | | 1 | 100% | 1 |
| RAMBAM URGENT CARE | | | 1 | 100% | 1 |
| ST JOHN'S HOME CARE | | | 1 | 100% | 1 |
| NHC HealthCare St. Charles | | 1 | | | 1 |
| SUPERKIDS PEDIATRICS | | | 1 | 100% | 1 |
| NF Escambia, LLC DBA Olive BranchHealth and Rehabilitaion Center | | | 1 | 100% | 1 |
| ADVANCED CARDIOVASCULAR DIAGNOSTICS OF FL | | | 1 | 100% | 1 |
| SUMMERLIN MEDICAL CENTRE | | | 1 | 100% | 1 |
| USA Healthcare LTC, LLC - Folsom Center for Rehabilitation & Healthca | | 1 | | | 1 |
| VA Boston HCS-West Roxbury Division | | | 1 | 100% | 1 |
| MALUHIA | | 1 | | | 1 |

COVID-19: testing by laboratory

Data through Apr 14, 2021 verified as of Apr 15, 2021 at 09:25 AM

Data in this report are provisional and subject to change.

The numbers in the table below represent the number of Florida and non-Florida residents for whom test results were received by the Department of Health. A person can be tested by more than one laboratory and can have both positive and negative results. **Therefore, the sum of the numbers in each column will be larger than the total number of people tested.**

| Reporting lab | Inconclusive | Negative | Positive | Percent positive | Total |
|---|--------------|----------|----------|------------------|-------|
| MEDSTAR HEALTH URGENT CARE | | | 1 | 100% | 1 |
| SUMMER PLACE NURSING & REHABILITATION | | 1 | | | 1 |
| Senatobia Healthcare & Rehab | | 1 | | | 1 |
| Sarah A. Todd Memorial Home | | 1 | | | 1 |
| ELEMENTS PHARMACY | | | 1 | 100% | 1 |
| LIFECARE MEDICAL CENTER | | | 1 | 100% | 1 |
| PROVIDENCE ST. PATRICK HOSPITAL | | | 1 | 100% | 1 |
| Lopatcong Center | | 1 | | | 1 |
| Trucare Living Centers - Columbus | | 1 | | | 1 |
| Eddy Memorial Geriatric Center | | 1 | | | 1 |
| ACCOMPLISHED HOME CARE | | 1 | | | 1 |
| BAYSTATE REFERENCE LABORATORY | | | 1 | 100% | 1 |
| CVS TN5694POCT SODDY DAISY | | 1 | | | 1 |
| FRESENIUS KIDNEY CARE OF CLERMONT WEST | | | 1 | 100% | 1 |
| ACCESS HEALTH CARE PHYSICIANS, LLC | | 1 | | | 1 |
| EMERGENCY CARE SERVICES LAB AT JFK MEDICAL CENTER | | | 1 | 100% | 1 |
| VERIFY LABS | | | 1 | 100% | 1 |
| PATHLAB SERVICES | | | 1 | 100% | 1 |
| TUNIS STREET GROUP HOME | | 1 | | | 1 |
| LAKE COMMUNITY ACTION AGENCY | | 1 | | | 1 |
| CVS TX1057POCT SAN ANTONIO | | 1 | | | 1 |
| ANSWERS RESOURCE FACILITY | | 1 | | | 1 |
| PANCARE HEALTH - NORTHSIDE ELEMENTARY | | | 1 | 100% | 1 |
| SEASONS HOSPICE AND PALLIATIVE CARE OF | | | 1 | 100% | 1 |
| LANCASHIRE HALL NURSING AND REHABILITATION CENTER | | 1 | | | 1 |
| Kroger 531 - The Little Clinic Waterville | | 1 | | | 1 |
| PEDIATRIC URGENT CARE CENTR OF FORT WORTH-LA GRAN | | | 1 | 100% | 1 |
| BETHESDA HEALTH PHYSICIANS GROUP | | 1 | | | 1 |
| OHIOHEALTH URGENT CARE | | | 1 | 100% | 1 |
| HOLYCROSS URGENT CARE AND IMAGING CENTER | | 1 | | | 1 |
| B2 URGENT CARE | | | 1 | 100% | 1 |
| MEDPOST URGENT CARE - CIBOLO | | | 1 | 100% | 1 |
| Arlington Health and Rehabilitation | | 1 | | | 1 |
| LOUNDY | | 1 | | | 1 |
| ADVENTHEALTH MEDICAL GROUP OBSTETRICS | | | 1 | 100% | 1 |
| DEPARTMENT OF HEALTH SERVICES | | | 1 | 100% | 1 |
| LINCOLN COUNTY MEDICAL CENTER | | 1 | | | 1 |
| BRIDGEWATER PARK ASSISTED LIVING LLC | | | 1 | 100% | 1 |
| IVAN, MAYA | | | 1 | 100% | 1 |
| CLEVELAND CLINIC AKRON GENERAL | | | 1 | 100% | 1 |
| CHC SOUTHWEST FLORIDA LAB-LIVE | | | 1 | 100% | 1 |
| FAST PACE URGENT CARE | | | 1 | 100% | 1 |
| CVS LA1116POCT BATON ROUGE | | 1 | | | 1 |
| Linley Park Rehabilitation & Healthcare Center | | 1 | | | 1 |
| COLUMBIA CREST CARE & RAHAB | | 1 | | | 1 |
| ALLIANCE MD DIRECT PRIMARY CARE | | | 1 | 100% | 1 |
| CROSS CREEK HEALTH CARE | | 1 | | | 1 |

COVID-19: testing by laboratory

Data through Apr 14, 2021 verified as of Apr 15, 2021 at 09:25 AM

Data in this report are provisional and subject to change.

The numbers in the table below represent the number of Florida and non-Florida residents for whom test results were received by the Department of Health. A person can be tested by more than one laboratory and can have both positive and negative results. **Therefore, the sum of the numbers in each column will be larger than the total number of people tested.**

| Reporting lab | Inconclusive | Negative | Positive | Percent positive | Total |
|---|--------------|----------|----------|------------------|-------|
| PIONEER CLINICAL RESEARCH LLC | | | 1 | 100% | 1 |
| Bethany Manor | | 1 | | | 1 |
| LAKEVIEW REGIONAL HOSPITAL | | | 1 | 100% | 1 |
| MEDICAL SPECIALISTS OF THE PALM BEACHES INC | | | 1 | 100% | 1 |
| ACUPATH LABORATORIES INC | | | 1 | 100% | 1 |
| OKLAHOMA BLOOD INSTITUTE | | | 1 | 100% | 1 |
| SOUTH FLORIDA URGENT CARE CENTERS, LLC | | | 1 | 100% | 1 |
| MAGGY PHARMACY INC | | 1 | | | 1 |
| PARK AVENUE MEDICAL PROFESSIONALS | | 1 | | | 1 |
| HENRICO DOCTOR'S LABORATORY | | | 1 | 100% | 1 |
| CAROMONT HEALTH | | | 1 | 100% | 1 |
| HAWAII DEPARTMENT OF HEALTH LAB | | | 1 | 100% | 1 |
| CENTRAL FLORIDA MEDICAL CARE | | | 1 | 100% | 1 |
| SPACE COAST COMMUNITY PHARMACY | | | 1 | 100% | 1 |
| THE NEW JEWISH HOME | | 1 | | | 1 |
| Bay View Nursing and Rehabilitation Center | | | 1 | 100% | 1 |
| IPSUM DIAGNOSTICS LLC | | 1 | | | 1 |
| Lenbrook | | 1 | | | 1 |
| KIDS HEALTH ALLIANCE PA | | | 1 | 100% | 1 |
| ROBERT TAYLOR COMMUNITY COMPLEX | | | 1 | 100% | 1 |
| WILLOWBROOKE COURT AT MATTHEWS GLEN | | 1 | | | 1 |
| IRA FIALKO DO | | | 1 | 100% | 1 |
| Victory Health and Rehabilitation | | | 1 | 100% | 1 |
| ANMED HEALTH MEDICAL CENTER | | | 1 | 100% | 1 |
| Ramsey Village | | 1 | | | 1 |
| PRIORITY CARE LLC | | | 1 | 100% | 1 |
| Kroger 368 - The Little Clinic Frankfort West | | 1 | | | 1 |
| OPCO LLC LEGACY NURSING AND REHABILITA | | 1 | | | 1 |
| Kroger 524 - The Little Clinic Iron Bridge Road | | 1 | | | 1 |
| Village Green Health & Rehabilitation | | 1 | | | 1 |
| BELMONT VILLAGE AT JOHNS CREEK | | 1 | | | 1 |
| WELLSTAR SPALDING REGIONAL MEDICAL CENTER | | 1 | | | 1 |
| CAPE CORAL HOSPITAL NURSING | | | 1 | 100% | 1 |
| DIXIE REGIONAL MEDICAL CENTER | | | 1 | 100% | 1 |
| FLORIDA CLINICAL LABORATORY INC DBA | | | 1 | 100% | 1 |
| CVS TX3702POCT KATY | | 1 | | | 1 |
| HALIFAX HEALTH PRIMARY CARE | | | 1 | 100% | 1 |
| SANTA MONICA CA-UCLA MC | | | 1 | 100% | 1 |
| FLAGLER MEDICAL ASSOCIATES PA | | | 1 | 100% | 1 |
| PAMC MICRO LAB | | | 1 | 100% | 1 |
| CARENOW MIDTOWN | | | 1 | 100% | 1 |
| Waters of Covington | | 1 | | | 1 |
| MARTIN MEMORIAL MEDICENTER | | | 1 | 100% | 1 |
| BRIGHAM YOUNG UNIV STUDENT HEALTH CTR | | | 1 | 100% | 1 |
| MINUTE CLINIC DIAGNOSTIC PA | | | 1 | 100% | 1 |
| CVS CA8882POCT SAN CLEMENTE | | 1 | | | 1 |
| SALUDA NURSING CENTER | | 1 | | | 1 |

COVID-19: testing by laboratory

Data through Apr 14, 2021 verified as of Apr 15, 2021 at 09:25 AM

Data in this report are provisional and subject to change.

The numbers in the table below represent the number of Florida and non-Florida residents for whom test results were received by the Department of Health. A person can be tested by more than one laboratory and can have both positive and negative results. **Therefore, the sum of the numbers in each column will be larger than the total number of people tested.**

| Reporting lab | Inconclusive | Negative | Positive | Percent positive | Total |
|--|--------------|----------|----------|------------------|-------|
| SOUTHERN REGIONAL MEDICAL CENTER | | 1 | | | 1 |
| EAST COAST INSTITUTE FOR RESEARCH LLC | | | 1 | 100% | 1 |
| ADVANCE MD CARE | | | 1 | 100% | 1 |
| Niles Nursing and Rehab. Center | | 1 | | | 1 |
| MACKINAC STRAITS LONG TERM CARE UNIT | | 1 | | | 1 |
| CENTRAL TX MEDICAL CENTER - LAB | | | 1 | 100% | 1 |
| NATICK URGENT CARE | | | 1 | 100% | 1 |
| Home Health Care Clinic | | 1 | | | 1 |
| SUPREME MEDICAL GROUP PLLC | | | 1 | 100% | 1 |
| Ravenwood Speciality Care | | 1 | | | 1 |
| PROGENESIS INC | | | 1 | 100% | 1 |
| BEAUMONT REFERENCE LABORATORY | | | 1 | 100% | 1 |
| WELLSTAR URGENT CARE SHALLOWFORD | | 1 | | | 1 |
| Manassas Health & Rehab | | | 1 | 100% | 1 |
| CFCH - FROSTPROOF | | | 1 | 100% | 1 |
| SONNI'S PEDIATRICS | | | 1 | 100% | 1 |
| ALPHA 1 ANTITRYPSIN RESEARCH PROGRAM | | | 1 | 100% | 1 |
| MOREHOUSE COLLEGE STUDENT HEALTH CENTE | | 1 | | | 1 |
| SUMMIT LABORATORY | | | 1 | 100% | 1 |
| Kroger 379 - The Little Clinic Stony Brook | | 1 | | | 1 |
| Central Park Healthcare & Rehabilitation Center | | 1 | | | 1 |
| CELEBRATION HOSPITAL | | | 1 | 100% | 1 |
| Encompass Health Rehab Hosp Alexandria | | 1 | | | 1 |
| APPLECARE BRUNSWICK | | | 1 | 100% | 1 |
| CHESAPEAKE REGIONAL MEDICAL CENTER | | | 1 | 100% | 1 |
| CLEVELAND CLINIC FLORIDA LAB | | | 1 | 100% | 1 |
| FAMILY MEDICINE AT KISSIMMEE | | 1 | | | 1 |
| HCL LABORATORIES | | | 1 | 100% | 1 |
| PENSACOLA PATHOLOGY | | 1 | | | 1 |
| NHC Chattanooga | | | 1 | 100% | 1 |
| WMC HEALTH GROUP INC | | | 1 | 100% | 1 |
| GULF COAST VILLAGE HOME HEALTH INC | | | 1 | 100% | 1 |
| PHYSICIANS ASSOCIATES | | | 1 | 100% | 1 |
| DOCTORS HEARING | | | 1 | 100% | 1 |
| RIVIERA BEACH HEALTH CENTER LAB | | | 1 | 100% | 1 |
| ST. PETERSBURG PEDIATRICS-SEMINOLE | | | 1 | 100% | 1 |
| WALK IN FAMILY MEDICINE CENTER | | | 1 | 100% | 1 |
| DOCTOR TODAY URGENT CARE | | | 1 | 100% | 1 |
| VISTA DEL SOL MED ASSOC | | 1 | | | 1 |
| PALACE CARE AND REHAB | | 1 | | | 1 |
| DONALSONVILLE HOSPITAL | | | 1 | 100% | 1 |
| TARRYTOWN PHARMACY | | | 1 | 100% | 1 |
| RAPID CITY REGIONAL HOSPITAL -579 ATTN. LABORATORY | | 1 | | | 1 |
| BLACKBERRY CENTER, THE | | 1 | | | 1 |
| ATHENA PLASTIC SURGERY | | 1 | | | 1 |
| WILLOWBROOKE CT AT LIMA ESTATES | | 1 | | | 1 |
| BUFFALO VAMC | | | 1 | 100% | 1 |

COVID-19: testing by laboratory

Data through Apr 14, 2021 verified as of Apr 15, 2021 at 09:25 AM

Data in this report are provisional and subject to change.

The numbers in the table below represent the number of Florida and non-Florida residents for whom test results were received by the Department of Health. A person can be tested by more than one laboratory and can have both positive and negative results. **Therefore, the sum of the numbers in each column will be larger than the total number of people tested.**

| Reporting lab | Inconclusive | Negative | Positive | Percent positive | Total |
|---|--------------|----------|----------|------------------|-------|
| LABORATORIO BUENA SALUD | | | 1 | 100% | 1 |
| ST LUKE LUTHERAN HOME | | 1 | | | 1 |
| HEALTH CHOICES, PLLC | | 1 | | | 1 |
| ENZO LABS INC | | | 1 | 100% | 1 |
| Alexandria Place | | 1 | | | 1 |
| BMC/NASSAU | | | 1 | 100% | 1 |
| SAN JOSE CLINIC | | 1 | | | 1 |
| WATERTOWN URGENT CARE | | 1 | | | 1 |
| Kroger 907 - The Little Clinic Holland | | 1 | | | 1 |
| Bivins Pointe | | | 1 | 100% | 1 |
| Acts Manor House | | 1 | | | 1 |
| INTERNAL MEDICINE GROUP OF CENTRAL FLORIDA | | | 1 | 100% | 1 |
| White River Health Care Center | | 1 | | | 1 |
| HEALTHPARTNERS HUDSON CLINIC | | | 1 | 100% | 1 |
| UABC | | | 1 | 100% | 1 |
| STONECREST MEDICAL CENTER | | 1 | | | 1 |
| EUGENE T FINAN, MD | | | 1 | 100% | 1 |
| CRESTVIEW MED CLIN LAB | | | 1 | 100% | 1 |
| SOUTHWESTERN VERMONT MEDICAL CENTER | | | 1 | 100% | 1 |
| CHILDRENS SPECIALIST PEDIATRIC PULMMOLOGY & | | | 1 | 100% | 1 |
| MEDCOR INC | | | 1 | 100% | 1 |
| ADVENTHEALTH MEDICAL GROUP INTERNAL MEDICINE AT MILLS | | | 1 | 100% | 1 |
| RED HOOK FAMILY PRACTICE | | 1 | | | 1 |
| REGIONAL MEDICAL LABORATORY | | | 1 | 100% | 1 |
| FAIRHAVEN | | 1 | | | 1 |
| CARRINGTON, LLC D/B/A THE CARRINGTON | | 1 | | | 1 |
| ULTIMATE ANALYSIS LABORATORY | | | 1 | 100% | 1 |
| OPTIMAL MEDICINE INC | | 1 | | | 1 |
| UNIVERSITY OF FLORIDA | | | 1 | 100% | 1 |
| WELLNOW URGENT CARE-OSWEGO | | | 1 | 100% | 1 |
| EXCEPTIONAL EMERGENCY CENTER | | | 1 | 100% | 1 |
| EASTSIDE MEDICAL CLINIC | | 1 | | | 1 |
| EDGAR PRICE FAMILY & CHILDREN HEALTHCARE CENTER | | | 1 | 100% | 1 |
| Carington Park | | | 1 | 100% | 1 |
| CVS AZ3264POCT PHOENIX | | | 1 | 100% | 1 |
| PHYSICIANS PRIMARY CARE LEHIGH PEDS | | | 1 | 100% | 1 |
| CORDOVA FAMILY PRACTICE | | | 1 | 100% | 1 |
| Isle Health and Rehabilitation Center | | | 1 | 100% | 1 |
| MIAMI-DADE COUNTY HEALTH DEPT. | | 1 | | | 1 |
| Cornerstone at the Ranch | | 1 | | | 1 |
| FREDERICK AVENUE GROUP HOME | | 1 | | | 1 |
| SOUTHERN FAMILY HEALTH | | | 1 | 100% | 1 |
| VERITAS GENETICS, INC. | | | 1 | 100% | 1 |
| REGIONAL MED CTR BAYONET POINT | | | 1 | 100% | 1 |
| CONNECTICUT CVS PHARMACY, LLC | | 1 | | | 1 |
| PALM BEACH COUNTY SHERIFF OFFICE | | | 1 | 100% | 1 |
| ST. MICHAEL'S ELITE HOSPITAL | | | 1 | 100% | 1 |

COVID-19: testing by laboratory

Data through Apr 14, 2021 verified as of Apr 15, 2021 at 09:25 AM

Data in this report are provisional and subject to change.

The numbers in the table below represent the number of Florida and non-Florida residents for whom test results were received by the Department of Health. A person can be tested by more than one laboratory and can have both positive and negative results. **Therefore, the sum of the numbers in each column will be larger than the total number of people tested.**

| Reporting lab | Inconclusive | Negative | Positive | Percent positive | Total |
|--|--------------|----------|----------|------------------|-------|
| NORTHEAST GEORGIA HEALTH SYSTEM | | | 1 | 100% | 1 |
| UNIVERSITY PLACE NURSING CENTER | | 1 | | | 1 |
| TREASURE COAST MEDICAL CONCIERGE LLC | | | 1 | 100% | 1 |
| PHOEBE PRIMARY CARE CAMILLA | | | 1 | 100% | 1 |
| HEALTHPLUS | | | 1 | 100% | 1 |
| Medilodge of Midland | | 1 | | | 1 |
| BIOLOGICAL AND CHEMICAL EMERGENCIES LABORATORY | | | 1 | 100% | 1 |
| FRITZINGERTOWN SENIOR LIVING | | 1 | | | 1 |
| EMERALD HEALTH CARE | | 1 | | | 1 |
| JOHN HOPKINS WELLNESS CENTER PEPSICO | | | 1 | 100% | 1 |
| PUBLIC HEALTH LABORATORIES | | | 1 | 100% | 1 |
| MEDEXPRESS URGENT CARE - TOTOWA | | 1 | | | 1 |
| Jewish Home of Rochester | | 1 | | | 1 |
| ATMORE COMMUNITY HOSPITAL | | | 1 | 100% | 1 |
| FLORIDA DIGESTIVE AND LIVER SPECIALISTS | | | 1 | 100% | 1 |
| CONSULATE HEALTH CARE OF VERO BEACH | | | 1 | 100% | 1 |
| MEDIPLUS CLINIC, INC | | | 1 | 100% | 1 |
| PAUL C SCHWARTZ & MELVIN L WEIDMAN | | 1 | | | 1 |
| CULVER CITY URGENT CARE | | | 1 | 100% | 1 |
| TITUSVILLE TOWERS ASSISTED LIVING | | 1 | | | 1 |
| MAHONEY PEDIATRICS PA | | | 1 | 100% | 1 |
| SAINT ALPHONSUS REGIONAL MEDICAL CENTER | | | 1 | 100% | 1 |
| SISTERS MISSION | | | 1 | 100% | 1 |
| ALL AMERICAN FAMILY AND GERIATRIC CARE | | | 1 | 100% | 1 |
| VICTORIA PAIN AND REHABILITATION CENTER | | | 1 | 100% | 1 |
| TILE PHARMACY | | 1 | | | 1 |
| TIMPANOGOS REGIONAL HOSPITAL | | | 1 | 100% | 1 |
| Greenhaven Health and Rehabilitation | | 1 | | | 1 |
| VANAJA SUREDDI MD PA | | | 1 | 100% | 1 |
| SAINT AGNES HOSPITAL | | | 1 | 100% | 1 |
| MINUTECLINIC DIAGNOSTIC OF TN PC #6437 | | 1 | | | 1 |
| NEXT LEVEL URGENT CARE (WOODLANDS) | | | 1 | 100% | 1 |
| PUBLIX PHARMACY #0332 | | 1 | | | 1 |
| MEDEXPRESS URGENT CARE - PINE BLUFF S | | 1 | | | 1 |
| UF HEALTH EMERGENCY CENTER LABORATORY | | 1 | | | 1 |
| CLINICAL CARE, INC | | | 1 | 100% | 1 |
| AEGIS MEDICAL GROUP LLC | | | 1 | 100% | 1 |
| CEPERO PEDIATRICS PA | | | 1 | 100% | 1 |
| THE HOSPITALS OF PROVIDENCE EMERGENCY ROOM | | | 1 | 100% | 1 |
| Caldwell Care | | 1 | | | 1 |
| WALGREENS #06025 | | 1 | | | 1 |
| WELLCARE URGENT CARE | | | 1 | 100% | 1 |
| SOUTHERN OHIO MEDICAL CENTER | | | 1 | 100% | 1 |
| UNIVERSITY OF MARYLAND PATHOLOGY ASSOCIATES | | | 1 | 100% | 1 |
| MOUNT SINAI HOSPITAL OF QUEENS | | | 1 | 100% | 1 |
| GULF COUNTY HEALTH DEPARTMENT | | | 1 | 100% | 1 |
| MID-SOUTH URGENT CARE, PLLC | | | 1 | 100% | 1 |

COVID-19: testing by laboratory

Data through Apr 14, 2021 verified as of Apr 15, 2021 at 09:25 AM

Data in this report are provisional and subject to change.

The numbers in the table below represent the number of Florida and non-Florida residents for whom test results were received by the Department of Health. A person can be tested by more than one laboratory and can have both positive and negative results. **Therefore, the sum of the numbers in each column will be larger than the total number of people tested.**

| Reporting lab | Inconclusive | Negative | Positive | Percent positive | Total |
|--|--------------|----------|----------|------------------|-------|
| Miller Health Care Center | | | 1 | 100% | 1 |
| AMERICA'S ER SITE 002 LLC | | | 1 | 100% | 1 |
| Heartland of Pittsburgh PA, LLC | | 1 | | | 1 |
| ROCKLEDGE HEALTH & REHABILITATION CENTER | | | 1 | 100% | 1 |
| WESTEX URGENT CARE, PLLC | | | 1 | 100% | 1 |
| BGB SUMMIT MEDICAL GROUP | | 1 | | | 1 |
| CLEVELAND CLINIC OUTPATIENT LABORATORY | | | 1 | 100% | 1 |
| SANCHEZ CAZAU MEDICAL GROUP | | | 1 | 100% | 1 |
| EAST LANSING OPCO | | 1 | | | 1 |
| HEALTH FIRST MEDICAL GROUP LLC | | | 1 | 100% | 1 |
| SUNSHINE URGENT CARE | | | 1 | 100% | 1 |
| HARDIN MEMORIAL HOSPITAL - HEARTLAND PATHOLOGY CONSULTANTS | | | 1 | 100% | 1 |
| FLORIDA HEART AND VASCULAR MULTISPECIALTY GROUP PA | | | 1 | 100% | 1 |
| St. Anthony's Nursing and Rehab | | | 1 | 100% | 1 |
| Mayfair Village Nursing Care Center | | 1 | | | 1 |
| MEDEXPRESS NORTHSIDE | | | 1 | 100% | 1 |
| STANDIFER PLACE | | 1 | | | 1 |
| FLORIDA FAMILY LABORATORY | | 1 | | | 1 |
| LANTANA HC LAB | | | 1 | 100% | 1 |
| SHRIVERS PHARMACY AND WELLNESS CENTER | | | 1 | 100% | 1 |
| OCALA RKC EAST HEMO #1 | | | 1 | 100% | 1 |
| AUTUMN HOUSE | | | 1 | 100% | 1 |
| Fulton County Medical Center Long Term Care | | | 1 | 100% | 1 |
| MED CHOICE CENTER OF NORTH MIAMI | | | 1 | 100% | 1 |
| Brown Memorial Home | | 1 | | | 1 |
| SENCARE MANAGEMENT | | 1 | | | 1 |
| CARING PROFESSIONAL HEALTH CARE LLC | | 1 | | | 1 |
| ARLINGTON ADULT RESIDENTIAL FACILITY, INC | | | 1 | 100% | 1 |
| NOORANI MEDICAL CENTER LLC | | | 1 | 100% | 1 |
| PHYSICIANS URGENT CARE | | | 1 | 100% | 1 |
| Davie Nursing & Rehabilitation Center | | 1 | | | 1 |
| FIRSTCARE MEDICAL CENTER | | | 1 | 100% | 1 |
| PHYSICIAN ASSOCIATES, LLC | | | 1 | 100% | 1 |
| Vista Park | | | 1 | 100% | 1 |
| PEDIATRIC ASSOCIATES - JACKSONVILLE | | | 1 | 100% | 1 |
| MINUTECLINIC LLC #3351 | | | 1 | 100% | 1 |
| EAST END PEDIATRICS | | 1 | | | 1 |
| CARENOW URGENT CARE-HENDERSONVILLE | | 1 | | | 1 |
| CVS MA929POCT FRANKLIN | | 1 | | | 1 |
| SARASOTA MEMORIAL HOSPITAL | | 1 | | | 1 |
| TRANSCEND PERFORMANCE AND LIFESTYLE INSTITUTE | | | 1 | 100% | 1 |
| COLLINS NURSING HOME | | 1 | | | 1 |
| SARHA DOCTORS CENTER | | | 1 | 100% | 1 |
| Crowne Health Care of Eufaula | | 1 | | | 1 |
| EXPRESS CARE OF OCALA | | | 1 | 100% | 1 |
| MEMORIAL HERMANN SOUTHWEST HOSPITAL | | | 1 | 100% | 1 |
| CVS KS8601POCT OVERLAND PARK | | | 1 | 100% | 1 |

COVID-19: testing by laboratory

Data through Apr 14, 2021 verified as of Apr 15, 2021 at 09:25 AM

Data in this report are provisional and subject to change.

The numbers in the table below represent the number of Florida and non-Florida residents for whom test results were received by the Department of Health. A person can be tested by more than one laboratory and can have both positive and negative results. **Therefore, the sum of the numbers in each column will be larger than the total number of people tested.**

| Reporting lab | Inconclusive | Negative | Positive | Percent positive | Total |
|--|--------------|----------|----------|------------------|-------|
| Walgreens #3049 | | 1 | | | 1 |
| SEGAL INSTITUTE FOR CLINICAL RESEARCH INC | | | 1 | 100% | 1 |
| BROWARD MEDICAL LAB | | | 1 | 100% | 1 |
| URGENT 202 COX CREEK PKWY | | 1 | | | 1 |
| CONSOLIDATED | | | 1 | 100% | 1 |
| EAGLE COUNTY HEALTH AND HUMAN SERVICES | | | 1 | 100% | 1 |
| BOCA RATON REGIONAL HOSPITAL | | 1 | | | 1 |
| SCHUYLER HOSPITAL | | 1 | | | 1 |
| SC-GA2018 THE RIDGE REHABILITATION & H | | 1 | | | 1 |
| FLORIDA HOSPITAL TRANSPLANT CENTER | | 1 | | | 1 |
| BROOKDALE WEST PALM BEACH | | | 1 | 100% | 1 |
| MCR HEALTH MEDICAL EXPRESS | | | 1 | 100% | 1 |
| TMH PHYSICIAN PARTNERS WAKULLA | | | 1 | 100% | 1 |
| NORTH CAROLINA STATE LABORATORY OF PUBLIC HEALTH, SPECTRUM LAB NETWORK | | | 1 | 100% | 1 |
| LIBERTY COMMONS NURSING AND REHABILITA | | 1 | | | 1 |
| CONNECTICUT PEDIATRICS @ CHC | | 1 | | | 1 |
| FAITH FAMILY PRACTICE | | | 1 | 100% | 1 |
| PINECREST MANOR | | 1 | | | 1 |
| DESTIN SURGERY CENTER LTD | | 1 | | | 1 |
| HATLEY HEALTH CARE, INC | | 1 | | | 1 |
| MT VIEW | | | 1 | 100% | 1 |
| HEARTLAND OF ZEPHYRHILLS FL, LLC | | | 1 | 100% | 1 |
| PENNY PEDIATRICS | | 1 | | | 1 |
| CARE ADVANTAGE | | | 1 | 100% | 1 |
| MEDICAL UNIVERSITY OF SOUTH CAROLINA | | | 1 | 100% | 1 |
| NORTH WEST FLORIDA DIAGNOSTIC ENOCRINOLOGY CLINIC | | | 1 | 100% | 1 |
| APPLECARE URGENT CARE KINGSLAND | | | 1 | 100% | 1 |
| Medilodge of Kalamazoo | | 1 | | | 1 |
| APPLECARE URGENT CARE | | | 1 | 100% | 1 |
| VIVIAN SIMMONS FAMILY PRACTICE | | | 1 | 100% | 1 |
| INDIGO PALMS | | | 1 | 100% | 1 |
| GULF BREEZE TREATMENT CENTER, LLC | | | 1 | 100% | 1 |
| FAMILY MEDICAL CENTERS | | | 1 | 100% | 1 |
| CELEBRATION FAMILY PHYSICIANS LLC | | | 1 | 100% | 1 |
| JET MEDICAL CENTER | | | 1 | 100% | 1 |
| ABSOLUTE CAREGIVERS HOME HEALTH AGENCY INC | | | 1 | 100% | 1 |
| Williamstown Commons | | | 1 | 100% | 1 |
| ALTA BATES SUMMIT MEDICAL CENTER CLINICAL LAB | | | 1 | 100% | 1 |
| MEDEXPRESS URGENT CARE - LAWTON | | 1 | | | 1 |
| PASCO COUNTY HEALTH DEPARTMENT | | | 1 | 100% | 1 |
| PALMA CEIA MED GROUP-SWANN | | 1 | | | 1 |
| MEMPHIS URGENT CARE #2, LLC | | | 1 | 100% | 1 |
| WELLPATH | | | 1 | 100% | 1 |
| COASTAL MANOR | | 1 | | | 1 |
| HEARTLAND PHARMACY SEBRING | | | 1 | 100% | 1 |
| MORELL | | | 1 | 100% | 1 |
| CLIFTON-FINE HOSPITAL LABORATORY | | 1 | | | 1 |

COVID-19: testing by laboratory

Data through Apr 14, 2021 verified as of Apr 15, 2021 at 09:25 AM

Data in this report are provisional and subject to change.

The numbers in the table below represent the number of Florida and non-Florida residents for whom test results were received by the Department of Health. A person can be tested by more than one laboratory and can have both positive and negative results. **Therefore, the sum of the numbers in each column will be larger than the total number of people tested.**

| Reporting lab | Inconclusive | Negative | Positive | Percent positive | Total |
|--|--------------|----------|----------|------------------|-------|
| Villa Maria | | | 1 | 100% | 1 |
| TILLAMOOK COUNTY GENERAL HOSPITAL LAB | | 1 | | | 1 |
| Walgreens #5421 | | 1 | | | 1 |
| DORA HOME CARE | | | 1 | 100% | 1 |
| ABRAKIDABRA KIDS CLINIC | | | 1 | 100% | 1 |
| CVS OH3481POCT MARYSVILLE | | 1 | | | 1 |
| EH FARGO HOSPITAL LABORATORY | | | 1 | 100% | 1 |
| MEDHEALTH CLINICAL INC | | | 1 | 100% | 1 |
| ADVANCE CARDIOVASCULAR IMAGING, INC | | | 1 | 100% | 1 |
| BROOKSVILLE REGIONAL HOSPITAL | | | 1 | 100% | 1 |
| UNIVERSITY OF MIAMI - LENNAR CENTER | | | 1 | 100% | 1 |
| HUNTSVILLE HOSPITAL | | | 1 | 100% | 1 |
| CONEY ISLAND HOSP | | | 1 | 100% | 1 |
| HALIFAX FAMILY HEALTH CENTER | | | 1 | 100% | 1 |
| FAMILY MEDICAL CENTER OF HOLLYWOOD PA | | | 1 | 100% | 1 |
| CARDIAC AND VASCULAR CONSULTANTS MD PA | | 1 | | | 1 |
| CORPORATION OF AMERICA | | 1 | | | 1 |
| PROGRESSIVE MEDICAL LAB LLC | | | 1 | 100% | 1 |
| TMH PHYSICIAN PARTNERS QUINCY | | | 1 | 100% | 1 |
| VIBRA HEALTH LABORATORY | | | 1 | 100% | 1 |
| SENTARA NORFOLK GENERAL HOSPITAL | | | 1 | 100% | 1 |
| HEALTH CLINIC,THE | | 1 | | | 1 |
| DORNOCH PLACE DEL PRADO | | 1 | | | 1 |
| SILVERMAN | | | 1 | 100% | 1 |
| LOUISIANA STATE LAB | | | 1 | 100% | 1 |
| MEDCARE QUALITY MEDICAL CENTER LLC | | | 1 | 100% | 1 |
| PALMETTO CHARTER SCHOOL□ | | 1 | | | 1 |
| Piqua Manor | | 1 | | | 1 |
| NEW RIVER HEALTH DISTRICT | | | 1 | 100% | 1 |
| Orange City Nursing and Rehab Center | | | 1 | 100% | 1 |
| Juniper Village at Bucks County | | 1 | | | 1 |
| BAPTIST HOSPITAL EAST | | | 1 | 100% | 1 |
| Kroger 016 - The Little Clinic Centennial | | 1 | | | 1 |
| THE MEDICAL CENTER | | | 1 | 100% | 1 |
| GENESIS HEALTH SYSTEM | | | 1 | 100% | 1 |
| Avista Nursing and Rehab | | | 1 | 100% | 1 |
| LOGAN COUNTY HOSPITAL | | | 1 | 100% | 1 |
| FIVE STAR PREMIER RESIDENCES OF POMPANO BEACH | | | 1 | 100% | 1 |
| WORKFORCE HEALTH DEPARTMENT | | | 1 | 100% | 1 |
| LANGLEY DIALYSIS | | | 1 | 100% | 1 |
| Remarkable Healthcare Dallas | | | 1 | 100% | 1 |
| APC HEALTH LLC | | | 1 | 100% | 1 |
| AESTHETIC PHYSICIANS PC | | | 1 | 100% | 1 |
| MEDICAL LIFE-INC GUIDEWELL EMERGENCY MEDICINE | | | 1 | 100% | 1 |
| NOVANT HEALTH PRINCE WILLIAM WELLNESS CENTER | | | 1 | 100% | 1 |
| RIO GRANDE REGIONAL HOSPITAL FAMILY PRACTICE CLINC | | | 1 | 100% | 1 |
| Summit Medical Group Morristown Oncology | | 1 | | | 1 |

COVID-19: testing by laboratory

Data through Apr 14, 2021 verified as of Apr 15, 2021 at 09:25 AM

Data in this report are provisional and subject to change.

The numbers in the table below represent the number of Florida and non-Florida residents for whom test results were received by the Department of Health. A person can be tested by more than one laboratory and can have both positive and negative results. **Therefore, the sum of the numbers in each column will be larger than the total number of people tested.**

| Reporting lab | Inconclusive | Negative | Positive | Percent positive | Total |
|---|--------------|----------|----------|------------------|-------|
| YOUTH HEALTH CENTER OF HUNTINGTON | | 1 | | | 1 |
| BRIDGEWAY CENTER INC | | | 1 | 100% | 1 |
| JUPITER MEDICAL GROUP | | | 1 | 100% | 1 |
| DPH OP LAB | | | 1 | 100% | 1 |
| Good Samaritan Society - Albion | | 1 | | | 1 |
| Brio of Johnston | | 1 | | | 1 |
| ALL CARE URGENT CARE | | | 1 | 100% | 1 |
| MEA PRIMARY CARE PLUS BYRAM | | | 1 | 100% | 1 |
| NORTH BREVARD CHILDRENS MEDICAL CENTER | | | 1 | 100% | 1 |
| ELATION HEALTH | | 1 | | | 1 |
| WARREN GENERAL HOSPITAL | | | 1 | 100% | 1 |
| Walgreens #10988 | | 1 | | | 1 |
| HEALTHCARE PARTNERS FAMILY MEDICINE LLC | | | 1 | 100% | 1 |
| MYCLINIC, INC | | | 1 | 100% | 1 |
| INTERMOUNTAIN HEALTHCARE CENTRAL LABORATORY | | | 1 | 100% | 1 |
| ROSE MEDICAL CENTER LAB | | | 1 | 100% | 1 |
| NEMOURS CHILDREN'S PRIMARY CARE | | | 1 | 100% | 1 |
| DORAL KIDNEY CENTER | | | 1 | 100% | 1 |
| NULEASE MEDICAL SOLUTIONS | | | 1 | 100% | 1 |
| Avantara Lake Norden | | 1 | | | 1 |
| SAINT FRANCIS HOSPITAL | | | 1 | 100% | 1 |
| Grays Harbor Health and Rehabilitation | | 1 | | | 1 |
| ADVANCED LABORATORY SERVICES | | | 1 | 100% | 1 |
| ARIZONA STATE LABORATORY | | | 1 | 100% | 1 |
| Chateau Dville Rehab & Retirement | | 1 | | | 1 |
| ADDINGTON PLACE EAST LAKE | | 1 | | | 1 |
| C V S / PHARMACY #833 | | 1 | | | 1 |
| WALGREENS #15369 | | 1 | | | 1 |
| SOUTHWEST REGIONAL PCR LABORATORY | | | 1 | 100% | 1 |
| Heritage Inn Health and Rehabilitation | | 1 | | | 1 |
| BRIGHT HEALTH CLINIC CORP | | | 1 | 100% | 1 |
| Walgreens #3661 | | 1 | | | 1 |
| COMMUNITY | | | 1 | 100% | 1 |
| CATERPILLAR INC - MIAMI DISTRIBUTION CENTER | | | 1 | 100% | 1 |
| MED-LAKE LABORATORY | | | 1 | 100% | 1 |
| QC LABORATORY | | | 1 | 100% | 1 |
| WINNIFRED ASSISTED LIVING FACILITY INC | | 1 | | | 1 |
| WINDMOOR HEALTHCARE | | | 1 | 100% | 1 |
| Kroger 698 - The Little Clinic 14th Street/Bell | | 1 | | | 1 |
| NORWALK HOSPITAL | | | 1 | 100% | 1 |
| Florence Nursing and Rehabilitation Center | | 1 | | | 1 |
| FLORIDA HOME HEALTH | | | 1 | 100% | 1 |
| SURGERY CENTER, THE | | | 1 | 100% | 1 |
| Northpoint Lexington Healthcare | | 1 | | | 1 |
| ORLANDO PHYSICIAN NETWORK | | 1 | | | 1 |
| MEDEXPRESS URGENT CARE - HADLEY | | 1 | | | 1 |
| HUNEYCUTT FAMILY PRACTICE | | | 1 | 100% | 1 |

COVID-19: testing by laboratory

Data through Apr 14, 2021 verified as of Apr 15, 2021 at 09:25 AM

Data in this report are provisional and subject to change.

The numbers in the table below represent the number of Florida and non-Florida residents for whom test results were received by the Department of Health. A person can be tested by more than one laboratory and can have both positive and negative results. **Therefore, the sum of the numbers in each column will be larger than the total number of people tested.**

| Reporting lab | Inconclusive | Negative | Positive | Percent positive | Total |
|---|--------------|----------|----------|------------------|-------|
| ER NEAR ME HULEN | | 1 | | | 1 |
| HARDIN HEALTH INC | | 1 | | | 1 |
| ORCHARD LABORATORIES | | | 1 | 100% | 1 |
| ADVENTHEALTH MEDICAL GROUP OBSTETRICS AND | | | 1 | 100% | 1 |
| Arch Plaza Nursing and Rehabilitation Center | | | 1 | 100% | 1 |
| CANDLER HOSPITAL | | | 1 | 100% | 1 |
| MARTINSBURG VAMC | | 1 | | | 1 |
| MEDONE URGENT CARE | | | 1 | 100% | 1 |
| AHC Dyersburg | | 1 | | | 1 |
| PRIME CARE FAMILY MEDICINE | | | 1 | 100% | 1 |
| PATIENT FIRST - CHERRY HILL | | 1 | | | 1 |
| URGENTMED | | | 1 | 100% | 1 |
| CARE CENTER OF LAKE PLACID | | | 1 | 100% | 1 |
| HIGHLANDS CLINICAL LABORATORY | | | 1 | 100% | 1 |
| CHRISTIANA HOSPITAL | | 1 | | | 1 |
| SOUTH TEXAS HEALTH SYSTEM ER - WARE ROAD | | | 1 | 100% | 1 |
| BRADENTON CONVENTION CENTER | | | 1 | 100% | 1 |
| REVA INC | | | 1 | 100% | 1 |
| PALOMAR MEDICAL CENTER | | | 1 | 100% | 1 |
| CHAMBREL AT PINECASTLE | | | 1 | 100% | 1 |
| SEABROOK EMS | | | 1 | 100% | 1 |
| SHANNON MEDICAL CENTER | | | 1 | 100% | 1 |
| CHILDREN'S AT CHAMBLEE BROOKHAVEN URGE | | 1 | | | 1 |
| PATIENT FIRST - HAMILTON | | 1 | | | 1 |
| Central Alabama Veterans HCS - West Campus | | 1 | | | 1 |
| Court House Center | | 1 | | | 1 |
| ST.ELIZABETH HEALTH CENTER | 1 | | | | 1 |
| Northern Nevada State Veterans Home | | 1 | | | 1 |
| PURECARE PHARMACY | | 1 | | | 1 |
| Shelbyville Manor | | 1 | | | 1 |
| KENDALL PEDIATRICS PARTNERS LLC | | | 1 | 100% | 1 |
| CENTRAL FL INTERNAL MEDICINE ASSOCIATES LLC | | 1 | | | 1 |
| EVENTIDE LUTHERAN HOME | | 1 | | | 1 |
| VALLEY HOSPITAL MEDICAL CENTER | | 1 | | | 1 |
| KAISER PERMANENTE REGIONAL REFERENCE LABORATORY | | 1 | | | 1 |
| HORIZON MEDICAL CENTER | | | 1 | 100% | 1 |
| Schoenbrunn Healthcare | | 1 | | | 1 |
| VELOCITY URGENT CARE - CHIMNEY HILL | | | 1 | 100% | 1 |
| KANA MEDICAL | | | 1 | 100% | 1 |
| MARTIN HEALTH PHYSICIAN GROUP | | | 1 | 100% | 1 |
| Rockcastle Health and Rehab | | 1 | | | 1 |
| Autumn Care of Suffolk | | 1 | | | 1 |
| FAIRFIELD MEDICAL CENTER | | | 1 | 100% | 1 |
| Broomall Manor | | 1 | | | 1 |
| WALGREENS #15291 | | 1 | | | 1 |
| Lexington Medical Center Extended Care | | 1 | | | 1 |
| ST JOHNS MEDICAL CENTER | | 1 | | | 1 |

COVID-19: testing by laboratory

Data through Apr 14, 2021 verified as of Apr 15, 2021 at 09:25 AM

Data in this report are provisional and subject to change.

The numbers in the table below represent the number of Florida and non-Florida residents for whom test results were received by the Department of Health. A person can be tested by more than one laboratory and can have both positive and negative results. **Therefore, the sum of the numbers in each column will be larger than the total number of people tested.**

| Reporting lab | Inconclusive | Negative | Positive | Percent positive | Total |
|--|--------------|----------|----------|------------------|-------|
| CVS MA1121POCT WESTFORD | | 1 | | | 1 |
| Glen Oaks Health and REhabilitation | | 1 | | | 1 |
| JACKSONVILLE HEALTH & REHAB | | 1 | | | 1 |
| WILSON FAMILY MEDICINE LLC | | 1 | | | 1 |
| Carrollton Manor Inc | | 1 | | | 1 |
| Pinnacle Assisted Living | | | 1 | 100% | 1 |
| KIDS CARE PEDIATRICS | | | 1 | 100% | 1 |
| FRESENIUS SOUTH FORT MYERS | | 1 | | | 1 |
| CENTRAL FLORIDA HEALTH CARE, INC | | | 1 | 100% | 1 |
| CARENOW MURFREESBORO MEDICAL CENTER PK | | 1 | | | 1 |
| GOOD PEDIATRICS | | | 1 | 100% | 1 |
| WESLEY CHAPEL INTERNAL MEDICINE AND PEDIATRICS PA | | | 1 | 100% | 1 |
| FLORIDA EPIDEMIOLOGY PROGRAM | | | 1 | 100% | 1 |
| LAKE LURE HEALTH CENTER | | | 1 | 100% | 1 |
| PHOEBE HOME INC | | 1 | | | 1 |
| STERLING HOUSE OF PORT ORANGE | | 1 | | | 1 |
| EDITH NOURSE ROGERS MEMORIAL VAMC | | 1 | | | 1 |
| REFERENCE LABORATORY | | | 1 | 100% | 1 |
| CONCENTRA - OCALA | | 1 | | | 1 |
| Bethel Lutheran Nursing & Rehabilitation Center | | 1 | | | 1 |
| PULMONARY, CRITICAL CARE AND SLEEP DISORDERS INSTITUTE OF SOUTH FLORID | | | 1 | 100% | 1 |
| FAYETTE MEDICAL CENTER LAB | | 1 | | | 1 |
| LIMA MEMORIAL HOSPITAL | | | 1 | 100% | 1 |
| Memorial Health Care Center | | | 1 | 100% | 1 |
| Dupage Care Center | | | 1 | 100% | 1 |
| GOSHEN HOSPITAL | | | 1 | 100% | 1 |
| MONMOUTH MEDICALC ENTER | | 1 | | | 1 |
| Kroger 397 - The Little Clinic Frankfort East | | 1 | | | 1 |
| HOLLAND COMMUNITY HOSPITAL | | 1 | | | 1 |
| SANITAS RESEARCH LLC | | | 1 | 100% | 1 |
| OCALA REGIONAL DIALYSIS- NORTH | | | 1 | 100% | 1 |
| ABRAKIDABRA PEDIATRIC CLINIC LLC | | | 1 | 100% | 1 |
| ABSOLUTE QUICK CARE | | | 1 | 100% | 1 |
| ST LUKE'S CORNWALL HOSPITAL N | | | 1 | 100% | 1 |
| GUILFORD IMMEDIATE CARE, SYAH, LLC | | 1 | | | 1 |
| SPECIALTY DRUG TESTING | | | 1 | 100% | 1 |
| Medicalodges Neosho | | | 1 | 100% | 1 |
| BOTTINEAU GOOD SAMARITAN CENTER | | 1 | | | 1 |
| WYOMING OPCO, LLC DBA MEDILODGE OF WYO | | 1 | | | 1 |
| CAREWELL URGENT CARE FITCHBURG | | | 1 | 100% | 1 |
| QUALITY CLINICAL LAB LLC | | | 1 | 100% | 1 |
| PATIENT FIRST - WOODBURY | | 1 | | | 1 |
| LEGACY AT HIGHWOODS PRESERVE | | 1 | | | 1 |
| WELLSTAR STUDENT SERVICES-MARIETTA CLI | | 1 | | | 1 |
| DEPT OF VA MEDICAL CENTER - MIAMI | | | 1 | 100% | 1 |
| MEMORIAL HERMANN KATY HOSPITAL | | | 1 | 100% | 1 |
| CHI MEMORIAL HOSPITAL CHATTANOOGA | | | 1 | 100% | 1 |

COVID-19: testing by laboratory

Data through Apr 14, 2021 verified as of Apr 15, 2021 at 09:25 AM

Data in this report are provisional and subject to change.

The numbers in the table below represent the number of Florida and non-Florida residents for whom test results were received by the Department of Health. A person can be tested by more than one laboratory and can have both positive and negative results. **Therefore, the sum of the numbers in each column will be larger than the total number of people tested.**

| Reporting lab | Inconclusive | Negative | Positive | Percent positive | Total |
|--|--------------|----------|----------|------------------|-------|
| TENNOVA HEALTHCARE - CLEVELAND | | | 1 | 100% | 1 |
| MANHATTAN EYE EAR AND THROAT HOSPITAL | | 1 | | | 1 |
| 777 URGENT CARE | | | 1 | 100% | 1 |
| Port Orange Nursing And Rehab Center | | | 1 | 100% | 1 |
| Royal Palm Beach Health and Rehab Center | | | 1 | 100% | 1 |
| BLESSINGS MEDICAL CLINIC, THE | | | 1 | 100% | 1 |
| MOUNTAINVIEW URGENT CARE VALLEY | | 1 | | | 1 |
| DR Q PEDIATRICS | | | 1 | 100% | 1 |
| SAINT LEO UNIVERSITY INCORPORATED | | | 1 | 100% | 1 |
| KAP MEDICAL GROUP, LLC | | | 1 | 100% | 1 |
| RESOURCE PATH LLC | | | 1 | 100% | 1 |
| RCP OF MEMORIAL WEST | | | 1 | 100% | 1 |
| TEXAS HEALTH ARLINGTON MEMORIAL | | 1 | | | 1 |
| PERRY COUNTY NURSING HOME | | 1 | | | 1 |
| OMC PRIMARY CARE - HOSPITAL CAMPUS | | | 1 | 100% | 1 |
| Gulf Coast health and Rehabilitation, LLC | | 1 | | | 1 |
| ST. LUKES HOSPITAL | | | 1 | 100% | 1 |
| MEDICAL CLINIC OF HOUSTON | | | 1 | 100% | 1 |
| ULTIMATE KIDNEY CARE | | | 1 | 100% | 1 |
| Heartland Health Care Center Jacksonville | | | 1 | 100% | 1 |
| EVEXIA DIAGNOSTICS | | | 1 | 100% | 1 |
| WEST VIRGINIA UNIVERSITY HOSPITALS | | | 1 | 100% | 1 |
| PUBLIX PHARMACY #1114 | | | 1 | 100% | 1 |
| ROSEN MEDICAL CENTER AT ROSEN COLLEGE CAMPUS | | | 1 | 100% | 1 |
| PEACE RIVER CENTER CRISIS STABILIZATION UNIT | | | 1 | 100% | 1 |
| ARTESIAN HOME | | 1 | | | 1 |
| CVS IL7142POCT LOCKPORT | | 1 | | | 1 |
| TAYLOR COUNTY HEALTH DEPARTMENT | | | 1 | 100% | 1 |
| Walgreens #12153 | | 1 | | | 1 |
| Kroger 705 - The Little Clinic Richmond | | 1 | | | 1 |
| A.G. Rhodes | | 1 | | | 1 |
| COURTLAND TERRACE | | 1 | | | 1 |
| THE EMORY CLINIC | | | 1 | 100% | 1 |
| CAH ACQUISITION COMPANY 11 LLC | | | 1 | 100% | 1 |
| Fairhope | | 1 | | | 1 |
| CVS AZ9273POCT TUCSON | | | 1 | 100% | 1 |
| RYE BEACH PHARMACY INC | | 1 | | | 1 |
| FLORIDA DEPARTMENT OF HEALTH PALM BEACH COUNTY | | | 1 | 100% | 1 |
| WALKIN MEDICAL URGENT CARE,NEW CITY | | | 1 | 100% | 1 |
| AURORA CONSOLIDATED LABORATORY | | | 1 | 100% | 1 |
| MARTIN LUTHER KING RENAL INSTITUTE | | | 1 | 100% | 1 |
| DEVLIN MANOR NURSING AND REHABILITATION | | 1 | | | 1 |
| MCCALLIE SCHOOL-STUDENT HEALTH CENTER | | 1 | | | 1 |
| MARYLAND DEPARTMENT OF HEALTH AND MENTAL HYGIENE | | | 1 | 100% | 1 |
| FRESENIUS MEDICAL CARE TRADTION | | | 1 | 100% | 1 |
| WEST FLORIDA MEDICAL CENTER CLINIC | | | 1 | 100% | 1 |
| WEST VIRGINIA LABORATORIES | | | 1 | 100% | 1 |

COVID-19: testing by laboratory

Data through Apr 14, 2021 verified as of Apr 15, 2021 at 09:25 AM

Data in this report are provisional and subject to change.

The numbers in the table below represent the number of Florida and non-Florida residents for whom test results were received by the Department of Health. A person can be tested by more than one laboratory and can have both positive and negative results. **Therefore, the sum of the numbers in each column will be larger than the total number of people tested.**

| Reporting lab | Inconclusive | Negative | Positive | Percent positive | Total |
|--|--------------|----------|----------|------------------|-------|
| PHOEBE SUMTER MEDICAL CENTER LABORATORY | | 1 | | | 1 |
| ALLEGANY COUNTY DEPARTMENT OF HEALTH | | 1 | | | 1 |
| The Center at Centennial | | | 1 | 100% | 1 |
| Harris Hill Nursing Facility | | 1 | | | 1 |
| GRANITE FALLS LTC, LLC | | 1 | | | 1 |
| Hillside Manor Rehabilitation and Extended Care Center | | 1 | | | 1 |
| SV MOBILE HEALTH | | | 1 | 100% | 1 |
| SUNCOAST FAMILY MEDICAL ASSOCIATES | | | 1 | 100% | 1 |
| NORTHWEST TEXAS HEALTHCARE SYSTEM,INC | | | 1 | 100% | 1 |
| NONA MEDICAL ARTS | | 1 | | | 1 |
| STEPHENS COUNTY HOSPITAL | | | 1 | 100% | 1 |
| CROZER-CHESTER MEDICAL CENTER | | | 1 | 100% | 1 |
| CONCENTRA - TAMPA EAST | | 1 | | | 1 |
| BAPTIST MEDICAL PLAZA AT WESTCHESTER | | | 1 | 100% | 1 |
| THE TOLEDO HOSPITAL | | | 1 | 100% | 1 |
| SPECTRUM LABORATORY | | | 1 | 100% | 1 |
| MEMORIAL HEALTH UNIVERSITY MEDICAL | | 1 | | | 1 |
| NEMOURS CHILDREN HOSPITAL | | | 1 | 100% | 1 |
| TENNOVA ER - SANGO | | | 1 | 100% | 1 |
| WEST BOYNTON DIALYSIS | | | 1 | 100% | 1 |
| FLORIDA CLINICAL RESEARCH CENTER, LLC | | | 1 | 100% | 1 |
| MAIN STREET PHARMACY OF MARCELLUS, INC | | 1 | | | 1 |
| SPRINGBROOK HOSPITAL | | | 1 | 100% | 1 |
| FORT LOUDOUN PRIMARY CARE | | 1 | | | 1 |
| SALEM HOSPITAL REGIONAL LABORATORY | | 1 | | | 1 |
| NEW MILFORD HOSPITAL | | | 1 | 100% | 1 |
| SAINT PETE MRI | | | 1 | 100% | 1 |
| GENVIEW DIAGNOSIS INC | | | 1 | 100% | 1 |
| JOHNSON & JOHNSON VISION CARE-VISTAKON | | | 1 | 100% | 1 |
| SUMMIT HEALTHCARE REGIONAL MEDICAL | | 1 | | | 1 |
| CHOTA COMMUNITY HEALTH SERVICES | | 1 | | | 1 |
| IVY CREEK HEALTHCARE & WELLNESS CENTRE | | | 1 | 100% | 1 |
| FLORIDA HEALTH CARE MEDICAL GROUP | | 1 | | | 1 |
| CLEVELAND CLINIC OHIO LABORATORIES | | | 1 | 100% | 1 |
| Casa Real Center | | 1 | | | 1 |
| BAYSHORE DIALYSIS | | | 1 | 100% | 1 |
| Kroger 444 - The Little Clinic Dent | | 1 | | | 1 |
| Elm Crest Senior Living Community | | 1 | | | 1 |
| VA OPTOMETRY CLINIC | | | 1 | 100% | 1 |
| Sage Bluff Health & Rehabilitation Center | | 1 | | | 1 |
| CACERES SPECIALIZED GYNECOLOGY | | 1 | | | 1 |
| OXY-GENLAB | | | 1 | 100% | 1 |
| Parkwood Healthcare Facility | | 1 | | | 1 |
| Westminster Canterbury Richmond | | 1 | | | 1 |
| EPIC CARE PHARMACY | | 1 | | | 1 |
| Ladera Center | | 1 | | | 1 |
| GREATER TAMPA AT HOME | | | 1 | 100% | 1 |

COVID-19: testing by laboratory

Data through Apr 14, 2021 verified as of Apr 15, 2021 at 09:25 AM

Data in this report are provisional and subject to change.

The numbers in the table below represent the number of Florida and non-Florida residents for whom test results were received by the Department of Health. A person can be tested by more than one laboratory and can have both positive and negative results. **Therefore, the sum of the numbers in each column will be larger than the total number of people tested.**

| Reporting lab | Inconclusive | Negative | Positive | Percent positive | Total |
|--|--------------|----------|----------|------------------|-------|
| CALIFORNIA PUBLIC HEALTH LABORATORY | | | 1 | 100% | 1 |
| THE HEART HOSPITAL BAYLOR PLANO | | | 1 | 100% | 1 |
| Community Care Center of Heritage House, LLC | | | 1 | 100% | 1 |
| ABRAZO WEST CAMPUS | | | 1 | 100% | 1 |
| PREMIUM HOME HEALTH CARE INC | | | 1 | 100% | 1 |
| Chateau Living Center | | | 1 | 100% | 1 |
| Rehab Select of Talladega | | 1 | | | 1 |
| MORSELIFE HOME CARE INC | | | 1 | 100% | 1 |
| LIBERTY URGENT CARE | | | 1 | 100% | 1 |
| PACIFICA CARE PLLC | | | 1 | 100% | 1 |
| TFH HOME HEALTH INC | | | 1 | 100% | 1 |
| MEDEXPRESS URGENT CARE - CABOT | | | 1 | 100% | 1 |
| CONTINENTAL HOME HEALTH CARE INC | | | 1 | 100% | 1 |
| MISSISSIPPI VALLEY REGIONAL BLOOD CENTER | | | 1 | 100% | 1 |
| LabCorp L#09258295 M#09258285 | | | 1 | 100% | 1 |
| LAURELS OF ATHENS, THE | | 1 | | | 1 |
| KINGWOOD EMERGENCY CENTER | | | 1 | 100% | 1 |
| C V S / PHARMACY #4396 | | 1 | | | 1 |
| SALTZER URGENT CARE | | | 1 | 100% | 1 |
| CENTRAL JERSEY URGENT CARE OF GREEN BR | | 1 | | | 1 |
| ORANGE PEDIATRICS PA | | | 1 | 100% | 1 |
| SYCAMORE MEDICAL CENTER-KETTERING HEALTH NETWORK | | | 1 | 100% | 1 |
| ASCARATE DIALYSIS | | | 1 | 100% | 1 |
| ALBANNA PEDIATRICS CENTER | | | 1 | 100% | 1 |
| MEDICAL ARTS LABORATORY | | | 1 | 100% | 1 |
| OCCUPATIONAL HEALTH CENTER | | 1 | | | 1 |
| HEALTH DIV OAK RIDGE NATL LABORATORY | | 1 | | | 1 |
| Kroger 97 - The Little Clinic Hutchinson | | 1 | | | 1 |
| SOLDIERS' HOME OF HOLYOKE | | 1 | | | 1 |
| ALDEN PHARMACY | | 1 | | | 1 |
| CHI ST ALEXIUS TRANSITIONAL CARE UNIT | | 1 | | | 1 |
| Kingston Care Center of Fort Wayne | | 1 | | | 1 |
| BSA PHYSICIANS GROUP, INC D/B/A BSA FAMILY MEDICAL | | | 1 | 100% | 1 |
| ABSOLUTE HEALTHCARE | | | 1 | 100% | 1 |
| CONVENIENT MEDICAL AND HEALTH SERVICES | | | 1 | 100% | 1 |
| MORNINGSIDE NURSING AND REHABILITATION | | 1 | | | 1 |
| SOUTHEAST MISSOURI HOSPITAL | | 1 | | | 1 |
| GARDEN VIEW CARE CENTER | | 1 | | | 1 |
| EXPRESS WALK IN MEDICAL CENTER | | | 1 | 100% | 1 |
| BOCA CIEGA CENTER | | | 1 | 100% | 1 |
| Coos County Nursing Home | | 1 | | | 1 |
| ELMCROFT OF TIMBERLIN PARC | | | 1 | 100% | 1 |
| BLANCHARD VALLEY HOSPITAL LABORATORY | | | 1 | 100% | 1 |
| MIDWEST COVENANT HOME, INC | | 1 | | | 1 |
| MEDICAL CENTER | | | 1 | 100% | 1 |
| MISSION HOSPITAL | | | 1 | 100% | 1 |
| MERITER LABORATORIES | | | 1 | 100% | 1 |

COVID-19: testing by laboratory

Data through Apr 14, 2021 verified as of Apr 15, 2021 at 09:25 AM

Data in this report are provisional and subject to change.

The numbers in the table below represent the number of Florida and non-Florida residents for whom test results were received by the Department of Health. A person can be tested by more than one laboratory and can have both positive and negative results. **Therefore, the sum of the numbers in each column will be larger than the total number of people tested.**

| Reporting lab | Inconclusive | Negative | Positive | Percent positive | Total |
|---|--------------|----------|----------|------------------|-------|
| COLLIER BLVD HMA PHYSICIANS MANAGEMENT LLC | | | 1 | 100% | 1 |
| Kroger 419 - The Little Clinic Farmington/Exeter | | 1 | | | 1 |
| LAURELS OF NORWORTH | | 1 | | | 1 |
| DOCTORS CHOICE HOME CARE INC | | | 1 | 100% | 1 |
| MED BAR LLC | | 1 | | | 1 |
| WASHINGTONVILLE PHARMACY INC | | 1 | | | 1 |
| BIOMERIEUX | | | 1 | 100% | 1 |
| Kroger 63 - The Little Clinic Glassford Hill Rd | | 1 | | | 1 |
| AURORA MEDICAL CENTER-KENOSHA | | | 1 | 100% | 1 |
| AVERA ST. MARY'S HOSPITAL | | | 1 | 100% | 1 |
| CARBON HEALTH | | | 1 | 100% | 1 |
| MISSOURI DEPT. OF HEALTH | | | 1 | 100% | 1 |
| AURORA HEALTH CARE METRO INC | | | 1 | 100% | 1 |
| FAMILY MEDICAL CENTRE | | | 1 | 100% | 1 |
| DAYTONA BEACH DIALYSIS | | | 1 | 100% | 1 |
| UT HEALTH RIO GRANDE VALLEY PRIMARY CARE AT | | | 1 | 100% | 1 |
| NATION'S BEST CARE HOME HEALTH | | | 1 | 100% | 1 |
| WELLMED AT LONGWOOD | | | 1 | 100% | 1 |
| EVERLYWELL DIAGNOSTICS | | | 1 | 100% | 1 |
| Crowne Place Assisted Living | | 1 | | | 1 |
| NEW SMYRNA BEACH AMBULATORY CARE CTR | | | 1 | 100% | 1 |
| ABINGTON MEMORIAL HOSPITAL | | | 1 | 100% | 1 |
| ELDERWOOD AT WAVERLY | | 1 | | | 1 |
| DOCTORS CARE - GREER | | 1 | | | 1 |
| St. Anne Home | | 1 | | | 1 |
| Mountain View Manor | | | 1 | 100% | 1 |
| Southwest Louisiana Veterans Home | | | 1 | 100% | 1 |
| Allen Health and Rehabilitation | | 1 | | | 1 |
| COUNTY OF HAMILTON | | | 1 | 100% | 1 |
| THE GROVE HEALTH AND REHAB | | | 1 | 100% | 1 |
| BEAUMONT URGENT CARE | | 1 | | | 1 |
| WILLOW DALE WELLNESS VILLAGE APARTMENT | | 1 | | | 1 |
| CARENOW LAKE WORTH | | | 1 | 100% | 1 |
| NSUH AT SYOSSET | | 1 | | | 1 |
| STATE OF CALIFORNIA DOH SERVICES | | | 1 | 100% | 1 |
| Monument Health Custer Care Center | | 1 | | | 1 |
| HAMILTON CI MAIN UNIT ANNEX/ WORK CAMP | | | 1 | 100% | 1 |
| UUHC - REDSTONE HEALTH CENTER LABORATORY | | | 1 | 100% | 1 |
| NYU LANGONE AMBULATORY CARE LAKE SUCCE | | 1 | | | 1 |
| NHC Sequatchie | | 1 | | | 1 |
| PARRISH MEDICAL GROUP | | | 1 | 100% | 1 |
| UNIVERSITY OF BALTIMORE WASHINGTON MEDICAL CENTER | | | 1 | 100% | 1 |
| CHATEAU TERREBONNE HEALTH CARE | | 1 | | | 1 |
| Terrace Glen Village | | 1 | | | 1 |
| CYPRESS VILLAGE REHAB CENTER | | 1 | | | 1 |
| GIFFORD MEMORIAL HOSPITAL | | 1 | | | 1 |
| PARK LANE NURSING HOME | | 1 | | | 1 |

COVID-19: testing by laboratory

Data through Apr 14, 2021 verified as of Apr 15, 2021 at 09:25 AM

Data in this report are provisional and subject to change.

The numbers in the table below represent the number of Florida and non-Florida residents for whom test results were received by the Department of Health. A person can be tested by more than one laboratory and can have both positive and negative results. **Therefore, the sum of the numbers in each column will be larger than the total number of people tested.**

| Reporting lab | Inconclusive | Negative | Positive | Percent positive | Total |
|---|--------------|----------|----------|------------------|-------|
| PEACE HEALTH FAMILY MEDICINE AT 87TH AVE | | 1 | | | 1 |
| SOUTHWOOD NURSING & RETIREMENT CENTER | | 1 | | | 1 |
| CAMBRIDGE HEALTH ALLIANCE | | | 1 | 100% | 1 |
| SOUTHWOOD HEALTHCARE CENTER | | 1 | | | 1 |
| Kroger 481 - The Little Clinic Houston Levee | | 1 | | | 1 |
| SOUTHERN HILLS MEDICAL CENTER | | | 1 | 100% | 1 |
| MERCY - NORTH IOWA | | | 1 | 100% | 1 |
| BEVERLY ADVANCED PRACTICE NURSING | | 1 | | | 1 |
| MT CARMEL NURSING HOME | | 1 | | | 1 |
| 2504-HOMEWOOD | | 1 | | | 1 |
| WESTCOAST FAMILY PRACTICE | | 1 | | | 1 |
| NEW HORIZON PRIMARY CARE LLC | | | 1 | 100% | 1 |
| Aspire Physical Recovery Center at Cahaba River | | 1 | | | 1 |
| CLERMONT HEALTH DEPARTMENT | | | 1 | 100% | 1 |
| COLONIAL HEALTH CARE | | 1 | | | 1 |
| FRONT PORCH PEDIATRICS PLLC | | | 1 | 100% | 1 |
| OMNI HEALTHCARE URGENT CARE | | | 1 | 100% | 1 |
| OHIO VALLEY MANOR NURSING & | | 1 | | | 1 |
| WINDERMERE PEDIATRICS | | | 1 | 100% | 1 |
| Salem Hills Rehabilitation and Nursing Center | | 1 | | | 1 |
| SOUTHWESTERN STATE HOSPITAL LABORATORY | | | 1 | 100% | 1 |
| TITUSVILLE CENTER FOR SURGICAL EXCELLENCE LLC | | 1 | | | 1 |
| PINEBROOK CARE AND REHABILITATION CENTER | | | 1 | 100% | 1 |
| FLORIDA KEYS PED AND ADOLES CTR | | | 1 | 100% | 1 |
| MEDEXPRESS URGENT CARE - LODI | | 1 | | | 1 |
| CTMD MEDICAL CENTER, PA | | | 1 | 100% | 1 |
| PREMISEHEALTH | | 1 | | | 1 |
| RENOWN REGIONAL MEDICAL CENTER | | | 1 | 100% | 1 |
| LABTECH DIAGNOSTICS | | | 1 | 100% | 1 |
| CENTRAL CAROLINA HOSPITAL | | | 1 | 100% | 1 |
| ASSOCIATES MD MEDICAL GROUP INC | | | 1 | 100% | 1 |
| JP MORGAN CHASE HEALTH SERVICES | | | 1 | 100% | 1 |
| Sherwood Oaks Health Center | | | 1 | 100% | 1 |
| CLINICAL RESEARCH OF WEST FLORIDA | | 1 | | | 1 |
| MEDCOR CORPORATE CLINIC | | | 1 | 100% | 1 |
| CVS CT692POCT NORTH HAVEN | | 1 | | | 1 |
| EASTSIDE URGENT CARE | | | 1 | 100% | 1 |
| FAMILY MEDICAL CARE OF MOUNT DORA INC | | | 1 | 100% | 1 |
| TRUMAN MEDICAL CENTER - HOSPITAL HILL | | | 1 | 100% | 1 |
| ALPHA CLINICAL LABORATORY CORP. | | | 1 | 100% | 1 |
| WASHINGTON CENTER FOR REHABILITATION A | | 1 | | | 1 |
| FIU HEALTH CARE CENTER | | | 1 | 100% | 1 |
| SHAMRA MEDICAL LABORATORY | | | 1 | 100% | 1 |
| SKY RIDGE MEDICAL CENTER - MICRO | | | 1 | 100% | 1 |
| PATHOLOGY | | 1 | | | 1 |
| PIEDMONT NEWTON HOSPITAL | | 1 | | | 1 |
| MARYLAND DEPARTMENT OF HEALTH AND MENTAL HYGIENE-LABORATORIES | | | 1 | 100% | 1 |

COVID-19: testing by laboratory

Data through Apr 14, 2021 verified as of Apr 15, 2021 at 09:25 AM

Data in this report are provisional and subject to change.

The numbers in the table below represent the number of Florida and non-Florida residents for whom test results were received by the Department of Health. A person can be tested by more than one laboratory and can have both positive and negative results. **Therefore, the sum of the numbers in each column will be larger than the total number of people tested.**

| Reporting lab | Inconclusive | Negative | Positive | Percent positive | Total |
|--|--------------|----------|----------|------------------|-------|
| DIVERSICARE OF BIG SPRINGS | | 1 | | | 1 |
| PREMIER FAMILY AND SPORTS MEDICINE LLC | | | 1 | 100% | 1 |
| JACKSBORO URGENT CARE | | | 1 | 100% | 1 |
| Medilodge of Mt. Pleasant | | 1 | | | 1 |
| WATERBURY HOSPITAL REFERENCE LAB | | | 1 | 100% | 1 |
| SENTARA AMBULATORY CARE CLINIC | | | 1 | 100% | 1 |
| Sharon Care Center | | | 1 | 100% | 1 |
| NFRC CLINICAL LAB | | | 1 | 100% | 1 |
| TERRELL URGENT CARE | | | 1 | 100% | 1 |
| UW MEDICINE CHU LAB | | | 1 | 100% | 1 |
| INTEGRITY SPINE AND ORTHOPEDICS LLC | | | 1 | 100% | 1 |
| ANDERSON REGIONAL MEDICAL CENTER | | | 1 | 100% | 1 |
| APEX HOME HEALTHCARE | | | 1 | 100% | 1 |
| YOUR HEALTH PEDIATRICS | | | 1 | 100% | 1 |
| Kroger 753 - The Little Clinic Goss Avenue | | 1 | | | 1 |
| ADVANCED INDIVIDUALIZED MEDICINE OF NAPLES | | | 1 | 100% | 1 |
| NORTHERN KENTUCKY HEALTH DEPARTMENT | | | 1 | 100% | 1 |
| WINTER GARDEN CHILDREN'S HEALTH CENTERS | | | 1 | 100% | 1 |
| AUBURNDALE DOCTOR TODAY | | | 1 | 100% | 1 |
| MEMORIAL HOSPITAL MIRAMAR WAIVED TESTING | | | 1 | 100% | 1 |
| Peninsula Nursing and Rehabilitation Center | | 1 | | | 1 |
| PALMETTO LANDING | | | 1 | 100% | 1 |
| GATEWAY HEALTHCARE, PC | | | 1 | 100% | 1 |
| KROGER 915 - THE LITTLE CLINIC ANDERSON | | | 1 | 100% | 1 |
| NORTH BROWARD MEDICAL CENTER | | | 1 | 100% | 1 |
| MEMORIAL HERMANN MEDICAL GROUP-ATASCOCITA PEDS | | | 1 | 100% | 1 |
| HAYS CLINICAL LAB | | | 1 | 100% | 1 |
| CENTRAL FLA PEDIATIC URGENT CARE LLC | | 1 | | | 1 |
| COUNTRYSIDE PEDIATRIC CARE PA | | | 1 | 100% | 1 |
| CVS TX7431POCT ROWLETT | | 1 | | | 1 |
| TREASURE COAST COMMUNITY HEALTH INC | | | 1 | 100% | 1 |
| WALGREENS #12322 | | 1 | | | 1 |
| Manor Care Health Care Services - Williamsport North | | 1 | | | 1 |
| AUTUMN CARE OF STATESVILLE, LLC | | 1 | | | 1 |
| MEDEXPRESS URGENT CARE, LEBANON | | 1 | | | 1 |
| IMA MEDICAL CENTER OF SOUTH WEST ORLANDO | | | 1 | 100% | 1 |
| ASCENSION ST VINCENT'S - WESTSIDE | | | 1 | 100% | 1 |
| DEACONESS URGENT CARE CENTER | | | 1 | 100% | 1 |
| NORTH PALM BEACH DIALYSIS CENTER | | | 1 | 100% | 1 |
| ABBOTT LABORATORIES - OCCUPATIONAL HEALTH SERVICES | | | 1 | 100% | 1 |
| BAPTIST HEALTH EXPRESS CARE | | | 1 | 100% | 1 |
| INTEGRIS SEMINOLE EMERGENCY DEPT | | | 1 | 100% | 1 |
| URGENT CARE OF KANSAS CITY | | | 1 | 100% | 1 |
| ELKTON TRANSITIONAL CARE CENTER | | 1 | | | 1 |
| GATEWAY FAMILY HEALTH CLINIC | | | 1 | 100% | 1 |
| COVE AT THE MARBELLA,THE | | | 1 | 100% | 1 |
| SIGNATURE CARE MEMORIAL CITY | | | 1 | 100% | 1 |

COVID-19: testing by laboratory

Data through Apr 14, 2021 verified as of Apr 15, 2021 at 09:25 AM

Data in this report are provisional and subject to change.

The numbers in the table below represent the number of Florida and non-Florida residents for whom test results were received by the Department of Health. A person can be tested by more than one laboratory and can have both positive and negative results. **Therefore, the sum of the numbers in each column will be larger than the total number of people tested.**

| Reporting lab | Inconclusive | Negative | Positive | Percent positive | Total |
|--|--------------|----------|----------|------------------|-------|
| SACRED HEART MEDICAL CENTER | | | 1 | 100% | 1 |
| PATIENT FIRST - SICKLERVILLE | | 1 | | | 1 |
| STUDENT HEALTH CENTER | | | 1 | 100% | 1 |
| WALGREENS #10308 | | 1 | | | 1 |
| Parkview Care Center | | | 1 | 100% | 1 |
| AVERA MEDICAL GROUP | | | 1 | 100% | 1 |
| BAPTIST EMERGENCY HOSPITAL - KELLY | | | 1 | 100% | 1 |
| Kroger 894 - The Little Clinic NEC | | 1 | | | 1 |
| METRO HEALTH HOSPITAL LABORATORY | | 1 | | | 1 |
| MISSION HOSPITAL – MEMORIAL CAMPUS | | | 1 | 100% | 1 |
| Advanced Rehabilitation of Vernon | | 1 | | | 1 |
| SACRED HEART HOSPITAL NURSING | | | 1 | 100% | 1 |
| QLABS | | | 1 | 100% | 1 |
| CLARKSVILLE HEALTH SYSTEM | | | 1 | 100% | 1 |
| HALIFAX HEALTH PRIMARY CARE ORMOND | | | 1 | 100% | 1 |
| AMERICAN FAMILY CARE - SMYRNA | | | 1 | 100% | 1 |
| UNIVERSITY OF TOLEDO MEDICAL CENTER | | | 1 | 100% | 1 |
| KIOSK MEDICINE OF KENTUCKY LLC | | 1 | | | 1 |
| HILTON HEAD HOSPITAL/INPATIENT | | | 1 | 100% | 1 |
| CONCORDIA MANOR | | | 1 | 100% | 1 |
| SPHERE DX | | | 1 | 100% | 1 |
| ST. JOHN HOSPITAL & MEDICAL CENTER | | | 1 | 100% | 1 |
| MANOR CARE OF DELRAY BEACH FL LLC | | 1 | | | 1 |
| Pelican Health Norfolk | | | 1 | 100% | 1 |
| PCR DIAGNOSTICS | | | 1 | 100% | 1 |
| MICROBIOLOGY DEPARTMENT | | | 1 | 100% | 1 |
| ACCURATE HEALTH SERVICES CORP | | | 1 | 100% | 1 |
| Abernethy Laurels | | 1 | | | 1 |
| FAMILY PRACTICE ASSOCIATES | | 1 | | | 1 |
| CHP COVID-19 (TX) | | | 1 | 100% | 1 |
| WINTER HAVEN DIALYSIS | | 1 | | | 1 |
| CVS MA915POCT BEVERLY | | | 1 | 100% | 1 |
| BAYLOR SCOTT AND WHITE MEDICAL CENTER -CENTENTENNIAL | | | 1 | 100% | 1 |
| LP ELIZABETHTON | | 1 | | | 1 |
| VELOCITY URGENT CARE - REDMILL | | | 1 | 100% | 1 |
| HOSPICE OF MARION COUNTY INC | | | 1 | 100% | 1 |
| ARBOR DIAGNOSTICS, INC | | 1 | | | 1 |
| ALAFAYA WOODS FAMILY MEDICAL CENTER | | 1 | | | 1 |
| Alden Lincoln Park | | | 1 | 100% | 1 |
| LAKELAND MEDICAL CENTER | | | 1 | 100% | 1 |
| GREATER MIAMI DIALYSIS | | | 1 | 100% | 1 |
| STVHCS - Dental Outpatient Clinic | | 1 | | | 1 |
| ASHLEY PEDIATRICS DAY AND NIGHT CLINIC | | | 1 | 100% | 1 |
| ALIMETRIX INC | | 1 | | | 1 |
| CENTRAL FLORIDA HOSPITALIST | | | 1 | 100% | 1 |
| DE TAR HOSPITAL | | | 1 | 100% | 1 |
| UMMC MIDTOWN CAMPUS | | | 1 | 100% | 1 |

COVID-19: testing by laboratory

Data through Apr 14, 2021 verified as of Apr 15, 2021 at 09:25 AM

Data in this report are provisional and subject to change.

The numbers in the table below represent the number of Florida and non-Florida residents for whom test results were received by the Department of Health. A person can be tested by more than one laboratory and can have both positive and negative results. **Therefore, the sum of the numbers in each column will be larger than the total number of people tested.**

| Reporting lab | Inconclusive | Negative | Positive | Percent positive | Total |
|--|--------------|----------|----------|------------------|-------|
| KINGWOOD EMERGENCY HOSPITAL | | | 1 | 100% | 1 |
| UT MD ANDERSON CANCER CENTER-TUMOR MARKER LAB | | | 1 | 100% | 1 |
| Grand Junction VAMC | | 1 | | | 1 |
| HACKENSACK UNIVERSITY MEDICAL CENTER | | 1 | | | 1 |
| REEVES COUNTY HOSPITAL DISTRICT | | | 1 | 100% | 1 |
| COMMUNITY MEDICAL CENTER-ORANGE CITY | | 1 | | | 1 |
| TEVAPHARM | | | 1 | 100% | 1 |
| STEPHEN G NELSON MD PA | | | 1 | 100% | 1 |
| WALGREENS # 11165 | | 1 | | | 1 |
| ARCADIA DIALYSIS CENTER | | | 1 | 100% | 1 |
| HALEYVILLE HEALTH CARE CENTER | | 1 | | | 1 |
| JUP Serology SubSection | | | 1 | 100% | 1 |
| CARROLL UNIVERSITY STUDENT HEALTH CENTER | | 1 | | | 1 |
| VIRTUA HEALTH AND REHABILITATION | | 1 | | | 1 |
| Kroger 683 - The Little Clinic Foothills Plaza | | 1 | | | 1 |
| SUNCOAST PRIMARY CARE LLC | | | 1 | 100% | 1 |
| ATHENS LIMESTONE HOSPITAL | | 1 | | | 1 |
| HOSPITAL METROPOLITANO SAN GERMAN | | | 1 | 100% | 1 |
| FOCUSED CARE AT ALLENBROOK | | 1 | | | 1 |
| ODYSSEY HEALTH CARE OF MARION COUNTY LLC | | 1 | | | 1 |
| PIEDMONT QUICKCARE | | 1 | | | 1 |
| UNLIMITED MEDICAL SERVICES OF FL PL DBA | | 1 | | | 1 |
| Courtenay Springs Village | | | 1 | 100% | 1 |
| Moab Regional Hospital | | | 1 | 100% | 1 |
| Kroger 968 - The Little Clinic Colerain Township | | 1 | | | 1 |
| ST VINCENTS OUTPATIENT IMAGING | | 1 | | | 1 |
| NAVARRO MEDICAL CENTERS LLC | | | 1 | 100% | 1 |
| NATIONAL INSTITUTES OF HEALTH CLINICAL CENTER | | | 1 | 100% | 1 |
| GENESIS CARE USA OF FLORIDA, LLC | | | 1 | 100% | 1 |
| DOCTORS AFTER HOURS URGENT CARE CENTER | | | 1 | 100% | 1 |
| UNC HOSPITALS | | | 1 | 100% | 1 |
| DR JAMES D FORBES FAMILY CARE CENTER | | | 1 | 100% | 1 |
| KENT | | 1 | | | 1 |
| WEST COAST CLINICAL LABS INC | | | 1 | 100% | 1 |
| Avera Sr. James Care Center | | 1 | | | 1 |
| BETHESDA ON TURKEY CREEK | | | 1 | 100% | 1 |
| Kroger 83 - The Little Clinic Rock Road | | 1 | | | 1 |
| HOUSTON DEPARTMENT OF HEALTH AND HUMAN SERVICES | | | 1 | 100% | 1 |
| AUGUSTA HEALTH CLINICAL LABORATORY | | | 1 | 100% | 1 |
| COLER REHABILITATION AND NURSING CARE | | 1 | | | 1 |
| BISHOP KEARNEY | | 1 | | | 1 |
| MEMORIALCARE LONG BEACH MEDICAL CENTER | | | 1 | 100% | 1 |
| ELKHART GENERAL HOSPITAL | | | 1 | 100% | 1 |
| SWIFTCARE URGENT CARE, PLLC | | | 1 | 100% | 1 |
| HEBER VALLEY HOSPITAL | | | 1 | 100% | 1 |
| CROWNPOINT HEALTHCARE FACILITY | | 1 | | | 1 |
| HHCS PHARMACY INC | | | 1 | 100% | 1 |

COVID-19: testing by laboratory

Data through Apr 14, 2021 verified as of Apr 15, 2021 at 09:25 AM

Data in this report are provisional and subject to change.

The numbers in the table below represent the number of Florida and non-Florida residents for whom test results were received by the Department of Health. A person can be tested by more than one laboratory and can have both positive and negative results. **Therefore, the sum of the numbers in each column will be larger than the total number of people tested.**

| Reporting lab | Inconclusive | Negative | Positive | Percent positive | Total |
|---|--------------|----------|----------|------------------|-------|
| ALLIED PEDIATRICS & FAMILY MEDICINE | | | 1 | 100% | 1 |
| VELOCITY URGENT CARE - LITTLE CREEK | | | 1 | 100% | 1 |
| BRIDGEWATER AT WATERMAN VILLAGE | | | 1 | 100% | 1 |
| HEALTHCARE AND REHAB OF SANFORD | | | 1 | 100% | 1 |
| TITUS REGIONAL MEDICAL CENTER | | | 1 | 100% | 1 |
| CVS AZ9374POCT TUCSON | | 1 | | | 1 |
| HABANA HEALTH CARE CENTER | | | 1 | 100% | 1 |
| FLORIDA HOSPITAL LAB | | | 1 | 100% | 1 |
| Chestnut Ridge Nursing & Rehab | | 1 | | | 1 |
| CVS PA2296POCT MACUNGIE | | 1 | | | 1 |
| MOUNT SINAI MEDICAL CENTER AVENTURA ER | | | 1 | 100% | 1 |
| SANTA BARABARA ALF LLC (THE WINDSOR) | | | 1 | 100% | 1 |
| CURELOGICS WOUND CARE & HYPERBARIC CENTER | | 1 | | | 1 |
| CURA LABORATORY SERVICES | | | 1 | 100% | 1 |
| HERNANDO COUNTY HEALTH DEPT | | | 1 | 100% | 1 |
| GARNET HEALTH DOCTORS | | 1 | | | 1 |
| EXCEL URGENT CARE OF NJ | | | 1 | 100% | 1 |
| BRANDON OUTREACH CLINIC | | | 1 | 100% | 1 |
| PALMETTO BAY MEDICAL CENTER | | | 1 | 100% | 1 |
| Kroger - KRO62000426 | | | 1 | 100% | 1 |
| Kroger 359 - The Little Clinic Bellevue | | 1 | | | 1 |
| FASTMED - LAKEWAY | | | 1 | 100% | 1 |
| Dulles Health and Rehab Center | | 1 | | | 1 |
| Schenectady Center for Rehabilitation & Nursing | | 1 | | | 1 |
| CLAYTON NURSING AND REHABILITATION | | 1 | | | 1 |
| BOLLES SCHOOL, THE | | | 1 | 100% | 1 |
| SC-GA2018 SIMPSONVILLE REHABILITATION | | 1 | | | 1 |
| CONCIERGE IV NUTRITION | | | 1 | 100% | 1 |
| FRANKLIN CBOC | | | 1 | 100% | 1 |
| ACCESS TOTAL CARE - PORTLAND | | | 1 | 100% | 1 |
| Mercy Manor Transition Center | | | 1 | 100% | 1 |
| MEDOR/ACC SYNCHRONY | | | 1 | 100% | 1 |
| EVERGREEN NURSING HOME | | 1 | | | 1 |
| VA Tennessee Valley HCS-Nashville Campus | | | 1 | 100% | 1 |
| COMMUNITY HOSPITALS INDIANAPOLIS | | | 1 | 100% | 1 |
| MEDTOWN PHARMACY | | | 1 | 100% | 1 |
| Ideal Senior Living Center | | 1 | | | 1 |
| BROCK HUGHES MEDICAL CENTER | | | 1 | 100% | 1 |
| RINGLING HEALTH CENTER | | | 1 | 100% | 1 |
| REGENTS PARK OF JACKSONVILLE | | | 1 | 100% | 1 |
| NORTH SHORE MEDICAL CENTER - SALEM HOSPITAL | | | 1 | 100% | 1 |
| EAST TENNESSEE STATE UNIVERSITY | | 1 | | | 1 |
| ST JOHN'S MEDICAL CENTER, TETON VILLAGE | | | 1 | 100% | 1 |
| RELIANCE HOME HEALTH CARE INC | | 1 | | | 1 |
| TRUCARE LIVING CENTERS - SELMA | | | 1 | 100% | 1 |
| BRONSON METHODIST HOSPITAL | | | 1 | 100% | 1 |
| BMC MAYPORT | | | 1 | 100% | 1 |

COVID-19: testing by laboratory

Data through Apr 14, 2021 verified as of Apr 15, 2021 at 09:25 AM

Data in this report are provisional and subject to change.

The numbers in the table below represent the number of Florida and non-Florida residents for whom test results were received by the Department of Health. A person can be tested by more than one laboratory and can have both positive and negative results. **Therefore, the sum of the numbers in each column will be larger than the total number of people tested.**

| Reporting lab | Inconclusive | Negative | Positive | Percent positive | Total |
|---|--------------|----------|----------|------------------|-------|
| North Ottawa Care Center at Heartwood Lodge | | 1 | | | 1 |
| GATEWAY LABORATORIES | | 1 | | | 1 |
| LRGHEALTHCARE | | 1 | | | 1 |
| 5 STAR HOME HEALTH SERVICES INC | | 1 | | | 1 |
| HEALTH CARE SERVICES LC | | | 1 | 100% | 1 |
| WAYNE COUNTY PUBLIC HEALTH | | 1 | | | 1 |
| Troy Center for Rehabilitation & Nursing | | 1 | | | 1 |
| Manor Care Health Services- Wilmington | | | 1 | 100% | 1 |
| Brakeley Park Center | | 1 | | | 1 |
| UCH LAB | | | 1 | 100% | 1 |
| Oregon Veterans Home The Dalles | | 1 | | | 1 |
| CAREWELL 203 | | | 1 | 100% | 1 |
| VCU HEALTH SYSTEM AUTHORITY - MCV HOSPITALS | | | 1 | 100% | 1 |
| MEDEXPRESS URGENT CARE - UNIONTOWN | | 1 | | | 1 |
| MEDICAL CENTER AFFILIATES PALM SPRINGS | | | 1 | 100% | 1 |
| HEARTLAND OF MARIETTA OH LLC DBA | | 1 | | | 1 |
| RMC BROOKHOLLOW MED AESTHETICS INC | | 1 | | | 1 |
| BLUFFTON HEALTH CENTER | | | 1 | 100% | 1 |
| AMERICAN DRUG TESTING LAB LLC | | | 1 | 100% | 1 |
| PHYSICIANS PREMIER ER- CENTRAL AUSTIN | | | 1 | 100% | 1 |
| FAMILY AND INTERNAL MEDICINE ASSOCIATES | | 1 | | | 1 |
| CORONA CONCIERGE, LLC | | 1 | | | 1 |
| KIDSVILLE PEDIATRICS III PA | | | 1 | 100% | 1 |
| EMORY DECATUR HOSPITAL - EMORY MEDICAL | | 1 | | | 1 |
| CPL INC/BSSC PATHOLOGY | | 1 | | | 1 |
| Erie VAMC | | 1 | | | 1 |
| TANNER CLINIC | | | 1 | 100% | 1 |
| NORTHEAST REGIONAL MEDICAL CENTER | | | 1 | 100% | 1 |
| Alaska Domiciliary Care for Homeless Veterans | | 1 | | | 1 |
| ATRIA TAMARAC | | | 1 | 100% | 1 |
| JUPITER MEDICAL CENTER INC | | | 1 | 100% | 1 |
| Ash Flat Healthcare and Rehabilitation Center | | | 1 | 100% | 1 |
| PALM BREEZE DIALYSIS | | | 1 | 100% | 1 |
| CAROLINA BAY HEALTHCARE CTR OF WILMING | | 1 | | | 1 |
| BERKSHIRE MEDICAL CENTER | | | 1 | 100% | 1 |
| ST MARY'S OF SAGINAW | | 1 | | | 1 |
| PREMIER HEALTH CARE INC | | | 1 | 100% | 1 |
| URGENT CARE OF COASTAL GEORGIA | | | 1 | 100% | 1 |
| PEDIATRIC PARTNERS | | | 1 | 100% | 1 |
| Diversicare of Smyrna | | 1 | | | 1 |
| ADVANCED CARDIOVASCULAR DIAGNOSTICS PL | | 1 | | | 1 |
| PALM COTTAGE OPERATOR LLC | | | 1 | 100% | 1 |
| HENRY FORD WEST BLOOMFIELD HOSPITAL | | | 1 | 100% | 1 |
| GIBSON AREA PRIMARY CARE | | | 1 | 100% | 1 |
| MT SINA1 HOSPICE | | | 1 | 100% | 1 |
| BAYMEADOWS PEDIATRIC CARE | | 1 | | | 1 |
| UNIVERSITY OF SOUTH FLORIDA | | | 1 | 100% | 1 |

COVID-19: testing by laboratory

Data through Apr 14, 2021 verified as of Apr 15, 2021 at 09:25 AM

Data in this report are provisional and subject to change.

The numbers in the table below represent the number of Florida and non-Florida residents for whom test results were received by the Department of Health. A person can be tested by more than one laboratory and can have both positive and negative results. **Therefore, the sum of the numbers in each column will be larger than the total number of people tested.**

| Reporting lab | Inconclusive | Negative | Positive | Percent positive | Total |
|--|--------------|----------|----------|------------------|-------|
| MOUNT SINAI MEDICAL CENTER HIALEAH | | | 1 | 100% | 1 |
| HENRY FORD HOSPITAL | | | 1 | 100% | 1 |
| WOOD COUNTY HEALTH DEPARTMENT | | | 1 | 100% | 1 |
| TOMAH HEALTH | | | 1 | 100% | 1 |
| CVS IN6611POCT INDIANAPOLIS | | | 1 | 100% | 1 |
| CVS OH3306POCT AKRON | | 1 | | | 1 |
| The Evangelical Lutheran Good Samaritan Society Prescott Village | | 1 | | | 1 |
| Heritage Health of Peru | | | 1 | 100% | 1 |
| OCEANVIEW NURSING AND REHABILITAION CENTER | | | 1 | 100% | 1 |
| Kroger 970 - The Little Clinic Westfield | | | 1 | 100% | 1 |
| Pontotoc Health and Rehab | | 1 | | | 1 |
| ORANGETOWN PEDIATRICS ASSOCIATES | | 1 | | | 1 |
| CVS IN6536POCT KOKOMO | | 1 | | | 1 |
| DIRECT PRIMARY CARE OF BURLESON | | | 1 | 100% | 1 |
| WVU MEDICINE AT SUNCREST TOWNE CENTRE | | | 1 | 100% | 1 |
| SUMMIT COUNTY PUBLIC HEALTH DEPARTMENT | | | 1 | 100% | 1 |
| TRADITIONAL MEDICINE CENTER | | | 1 | 100% | 1 |
| EMERSON HOSPITAL LABORATORY | | | 1 | 100% | 1 |
| PEDIATRIC ASSOCIATES - DORAL | | | 1 | 100% | 1 |
| CVS TX4794POCT ARLINGTON | | 1 | | | 1 |
| MEDCOR AT ROYAL CARIBBEAN | | | 1 | 100% | 1 |
| BAYFRONT HEAL WOUND CARE AND HYPERBARIC CENTER | | | 1 | 100% | 1 |
| PEACHEALTH LABORATORIES | | 1 | | | 1 |
| Ozark Health and Rehabilitation, LLC | | 1 | | | 1 |
| SANFORD HOME | | 1 | | | 1 |
| AMERICAN FAMILY CARE URGENT CARE | | 1 | | | 1 |
| SPINE & PAIN CONSULTANT PLLC | | 1 | | | 1 |
| WYOMING COUNTY DEPARTMENT OF HEALTH | | 1 | | | 1 |
| TARRANT MEDICAL ASSOCIATES | | | 1 | 100% | 1 |
| SUNCOAST BEHAVIORAL HEALTH CENTER | | | 1 | 100% | 1 |
| DEL PRADO MEDICAL CENTER, INC | | 1 | | | 1 |
| STITCHES ACUTE CARE CENTER OF CHEYENNE | | | 1 | 100% | 1 |
| SUNCOAST RESEARCH GROUP LLC | | | 1 | 100% | 1 |
| VA ST LOUIS HEALTH CARE SYSTEM | | | 1 | 100% | 1 |
| Lemont Nursing and Rehab Center | | | 1 | 100% | 1 |
| FLORIDA MEDICAL CLINIC PA GI | | | 1 | 100% | 1 |
| DILELLA | | | 1 | 100% | 1 |
| SIPERSTEIN DERMATOLOGY LLC | | | 1 | 100% | 1 |
| ROSE HAVEN NURSING CENTER | | 1 | | | 1 |
| PALMETTO PRIMARY CARE PHYSICIANS | | | 1 | 100% | 1 |
| CHILDREN'S NATIONAL MEDICAL CENTER | | | 1 | 100% | 1 |
| AAA MEDICAL TESTING | | | 1 | 100% | 1 |
| Livingston County Center for Nursing and Rehabilitation | | 1 | | | 1 |
| CARENOW-MONTGOMERY | | | 1 | 100% | 1 |
| ST JUDE CARE CENTER | | 1 | | | 1 |
| SKYRIDGE CLINICAL ASSOCIATES | | 1 | | | 1 |
| BETHESDA HOSPITAL | | | 1 | 100% | 1 |

COVID-19: testing by laboratory

Data through Apr 14, 2021 verified as of Apr 15, 2021 at 09:25 AM

Data in this report are provisional and subject to change.

The numbers in the table below represent the number of Florida and non-Florida residents for whom test results were received by the Department of Health. A person can be tested by more than one laboratory and can have both positive and negative results. **Therefore, the sum of the numbers in each column will be larger than the total number of people tested.**

| Reporting lab | Inconclusive | Negative | Positive | Percent positive | Total |
|---|--------------|----------|----------|------------------|-------|
| VIRGINIA UROLOGY | | 1 | | | 1 |
| CAREMOUNT MEDICAL PC | | 1 | | | 1 |
| INHEALTH LIFE SCIENCES LLC | | | 1 | 100% | 1 |
| PLEASANT RIDGE MANOR WEST | | 1 | | | 1 |
| WALGREENS #09456 | | 1 | | | 1 |
| SHP WESTCHESTER LLC | | 1 | | | 1 |
| JACK M MATHENY II MD | | | 1 | 100% | 1 |
| MEDEXPRESS URGENT CARE - RUSSELLVILLE, W MAIN ST | | 1 | | | 1 |
| Alden North Shore | | | 1 | 100% | 1 |
| DIGNITY HEALTH GOHEALTH | | 1 | | | 1 |
| BEST CARE COMMUNITY AND FAMILY HEALTH CENTER INC | | | 1 | 100% | 1 |
| MID-FLORIDA CANCER CENTERS | | 1 | | | 1 |
| SYNERGY DIALYSIS INC | | | 1 | 100% | 1 |
| HIBISCUS COURT | | | 1 | 100% | 1 |
| ENCOMPASS HEALTH REHABILITATION HOSPITAL OF UTAH | | 1 | | | 1 |
| ORMOND MEDICAL ARTS FAMILY PRACTICE PL | | | 1 | 100% | 1 |
| FLORIDA SOUTHERN COLLEGE | | | 1 | 100% | 1 |
| CENTRAL FLORIDA ADULT MEDICINE | | 1 | | | 1 |
| NEVADA RURAL HOUSING AUTHORITY | | | 1 | 100% | 1 |
| HAWKEYE CARE CENTER DUBUQUE | | 1 | | | 1 |
| RAYMOND F CARON MD | | | 1 | 100% | 1 |
| WESLEY MEDICAL CENTER | | | 1 | 100% | 1 |
| Walgreens #11724 | | 1 | | | 1 |
| ST LUKES SURGICAL AT THE VILLAGES INC | | | 1 | 100% | 1 |
| MEDICAL CITY DENTON | | | 1 | 100% | 1 |
| WINCHESTER URGENT CARE, PC | | 1 | | | 1 |
| DIAGNOSTIC GROUP INTEGRATED HEALTHCARE | | | 1 | 100% | 1 |
| BL DIAGNOSTICS LLC | | | 1 | 100% | 1 |
| MEDCOR, INC | | | 1 | 100% | 1 |
| JMJ FAMILY PRACTICE | | | 1 | 100% | 1 |
| PRIMARY CARE SERVICES AT WESTMINSTER V | | 1 | | | 1 |
| PARK AVENUE PEDIATRICS PC | | 1 | | | 1 |
| Signature Healthcare of Georgetown | | 1 | | | 1 |
| BOULDER COMMUNITY HOSPITAL | | | 1 | 100% | 1 |
| ADVENTHEALTH MEDICAL GROUP SENIOR HEALTH AT | | | 1 | 100% | 1 |
| HILLSBORO MEDICAL CENTER MAIN LABORATO | | 1 | | | 1 |
| UNIVERISTY HOSPITAL | | | 1 | 100% | 1 |
| CARESOUTH HHA HOLDINGS OF THE TREASURE COAST LLC | | | 1 | 100% | 1 |
| The Pines at Poughkeepsie Center for Nursing and Rehabilitation | | 1 | | | 1 |
| BAYCARE OUTREACH LAB AT NEW TAMPA | | | 1 | 100% | 1 |
| BROOKS REHAB | | | 1 | 100% | 1 |
| SANDPIPER CLUSTER | | 1 | | | 1 |
| PUBLIX PHARMACY # 1236 | | | 1 | 100% | 1 |
| Wayne County Nursing Home | | 1 | | | 1 |
| Glen Haven Health and Rehabilitation LLC | | 1 | | | 1 |
| JOSHUA E CHESIR MD | | 1 | | | 1 |
| SOMA MEDICAL CENTER PA #2 | | | 1 | 100% | 1 |

COVID-19: testing by laboratory

Data through Apr 14, 2021 verified as of Apr 15, 2021 at 09:25 AM

Data in this report are provisional and subject to change.

The numbers in the table below represent the number of Florida and non-Florida residents for whom test results were received by the Department of Health. A person can be tested by more than one laboratory and can have both positive and negative results. **Therefore, the sum of the numbers in each column will be larger than the total number of people tested.**

| Reporting lab | Inconclusive | Negative | Positive | Percent positive | Total |
|--|--------------|----------|----------|------------------|-------|
| AFTER HOURS CARE OF AMERICUS INCORPORA | | | 1 | 100% | 1 |
| Wexner Heritage House | | | 1 | 100% | 1 |
| TCPA CLINICAL LABORATORIES | | | 1 | 100% | 1 |
| CLINICAL TRIALS OF TAMPA LLC | | 1 | | | 1 |
| STEWART MEDICAL GROUP INC | | | 1 | 100% | 1 |
| BIOMAT USA INC | | | 1 | 100% | 1 |
| MEMORIAL HOSPITAL - BELLEVILLE | | | 1 | 100% | 1 |
| ADAMS COUNTY HEALTH DEPARTMENT | | | 1 | 100% | 1 |
| PINEVILLE PHARMACY | | | 1 | 100% | 1 |
| PRINCIPLE DIAGNOSTICS LLC | | | 1 | 100% | 1 |
| Holly Hill Healthcare Center | | | 1 | 100% | 1 |
| Excel Care Center | | | 1 | 100% | 1 |
| RAAZI CLINICAL LABORATORY LLC | | | 1 | 100% | 1 |
| TAMPA FAMILY HEALTH CENTER | | 1 | | | 1 |
| PELICAN STATE OUTPATIENT CENTER | | | 1 | 100% | 1 |
| EAST FL CORE LAB | | | 1 | 100% | 1 |
| Arbor Springs Health and Rehab | | 1 | | | 1 |
| NORTH RIVER FAMILY HEALTH CENTER | | | 1 | 100% | 1 |
| GARDENS AT MAPLEWOOD | | | 1 | 100% | 1 |
| Sky View Rehabilitation and Health Care Center | | 1 | | | 1 |
| TMH CANCER CENTER LABORATORY | | | 1 | 100% | 1 |
| STATE OF ALASKA | | | 1 | 100% | 1 |
| DUKE UNIVERSITY MEDICAL CENTER | | | 1 | 100% | 1 |
| Kroger 805 - The Little Clinic Lewis Center | | 1 | | | 1 |
| UPMC NORTHWEST HOSPITAL | | | 1 | 100% | 1 |
| MINNESOTA HERITAGE HOUSE | | 1 | | | 1 |
| KISSIMMEE HOME TRAINING | | 1 | | | 1 |
| SIGNATURE HEALTHCARE OF BUCKHEAD | | 1 | | | 1 |
| ADVOCATE GOOD SAMARITAN | | | 1 | 100% | 1 |
| MOSAIC MEDICAL CENTER MARYVILLE | | | 1 | 100% | 1 |
| Waddell Nursing & Rehab Center | | 1 | | | 1 |
| MODERN URGENT CARE | | | 1 | 100% | 1 |
| GEORGETOWN URGENT CARE | | | 1 | 100% | 1 |
| Kroger 523 - The Little Clinic Dickson | | | 1 | 100% | 1 |
| Biopharmaceutics Laboratory Section | | 1 | | | 1 |
| WVU MEDICINE - WESTON | | | 1 | 100% | 1 |
| NEW YORK PRESBYTERIAN HOSPITAL | | | 1 | 100% | 1 |
| BAPTIST HEALTH ASI | | | 1 | 100% | 1 |
| ESOTERIC LAB | | | 1 | 100% | 1 |
| WEST FLORIDA MEDICAL ASSOCIATES | | | 1 | 100% | 1 |
| NAVAL BRANCH HEALTH CLINIC | | | 1 | 100% | 1 |
| BOCA MEDICAL CARE | | | 1 | 100% | 1 |
| CVS NE5863POCT OMAHA | | 1 | | | 1 |
| RIVERSIDE REGIONAL MED CENTER | | | 1 | 100% | 1 |
| MERCY HOME | | 1 | | | 1 |
| Kroger 395 - The Little Clinic Blanchester | | 1 | | | 1 |
| THOMAS HOSPITAL | | | 1 | 100% | 1 |

COVID-19: testing by laboratory

Data through Apr 14, 2021 verified as of Apr 15, 2021 at 09:25 AM

Data in this report are provisional and subject to change.

The numbers in the table below represent the number of Florida and non-Florida residents for whom test results were received by the Department of Health. A person can be tested by more than one laboratory and can have both positive and negative results. **Therefore, the sum of the numbers in each column will be larger than the total number of people tested.**

| Reporting lab | Inconclusive | Negative | Positive | Percent positive | Total |
|--|--------------|----------|----------|------------------|-------|
| UNIVERSITY OF NORTH CAROLINA HOSPITALS | | | 1 | 100% | 1 |
| OASIS FAMILY RESORT IN THE SPRINGS LLC | | 1 | | | 1 |
| Kroger 532 - The Little Clinic Murfreesboro | | 1 | | | 1 |
| PHYSICIANS IMMEDIATE CARE | | | 1 | 100% | 1 |
| Canandaigua VAMC | | 1 | | | 1 |
| LINK PHARMACY LLC | | 1 | | | 1 |
| RIDGE OPTUM FLORIDA | | | 1 | 100% | 1 |
| CVS CT2210POCT RIVERSIDE | | 1 | | | 1 |
| ORCHARD PARK HEALTH CARE AND REHABILITATION CENTER | | 1 | | | 1 |
| MINUTE CLINIC DIAGNOSTICS OF IN, LLC #6252 | | 1 | | | 1 |
| FLORHAM PARK ENDOSCOPY CENTER | | 1 | | | 1 |
| CRYSTAL RIVER FIRE DEPARTMENT | | | 1 | 100% | 1 |
| CAREATC - PALM HARBOR | | | 1 | 100% | 1 |
| GOLDING-GRANADO MEDICAL ASSOCIATES | | 1 | | | 1 |
| CONVENIENT URGENT CARE | | | 1 | 100% | 1 |
| HEALTH FIRST HOME CARE | | 1 | | | 1 |
| BAY AREA HOSPITAL LAB & HST | | 1 | | | 1 |
| BARRINGTON TERRACE NAPLES | | | 1 | 100% | 1 |
| DAUGHTERS OF SARAH NURSING CENTER | | 1 | | | 1 |
| PM PEDIATRICS OF BAYSIDE, PLLC | | 1 | | | 1 |
| WATERVIEW HILLS REHABILITATION AND NUR | | 1 | | | 1 |
| SUSAN F. WILLIAMS M.D., P.A. | | | 1 | 100% | 1 |
| Kroger - KR070600172 | | 1 | | | 1 |
| Towne Manor West | | 1 | | | 1 |
| LEHIGH REGIONAL WOUND CENTER | | | 1 | 100% | 1 |
| LUMICO LIFE INSURANCE COMPANY | | 1 | | | 1 |
| WALGREENS #10854 | | 1 | | | 1 |
| LAKE MARY DIALYSIS | | | 1 | 100% | 1 |
| Good Samaritan Society - Mountian Lake | | 1 | | | 1 |
| CVS NV9586POCT RENO | | 1 | | | 1 |
| MANHATTAN COLLEGE HEALTH SERVICES | | 1 | | | 1 |
| ORMC-ARDEN/EOI | | | 1 | 100% | 1 |
| CARDIOLOGY AND FITNESS MEDICINE | | 1 | | | 1 |
| ALL PEDIATRIC CARE PA | | | 1 | 100% | 1 |
| ASUNCION HOME HEALTH CARE CORP | | | 1 | 100% | 1 |
| PASTEUR MEDICAL CENTER LLC | | 1 | | | 1 |
| Kroger 629 - The Little Clinic Cartersville, GA Hwy 41 | | 1 | | | 1 |
| CVS AZ4795POCT MESA | | 1 | | | 1 |
| MISSOURI DEPARTMENT OF HEALTH AND SENIOR SERVICES - STATE PH LAB | | 1 | | | 1 |
| LEE MEMORIAL HOSPITAL OUTPATIENT SURGERY CENTER | | | 1 | 100% | 1 |
| SOUTHEASTERN INTEGRATED MEDICAL PL | | | 1 | 100% | 1 |
| INTERNAL MEDICINE EMILIA MURRAY MD PA | | 1 | | | 1 |
| XSTREMEMD | | | 1 | 100% | 1 |
| MERITUS MEDICAL CENTER | | | 1 | 100% | 1 |
| THE READING HOSPITAL AND MEDICAL CENTER | | | 1 | 100% | 1 |
| REDMOND URGENT CARE | | | 1 | 100% | 1 |
| LIFESPAN HEALTH - SELMER | | 1 | | | 1 |

COVID-19: testing by laboratory

Data through Apr 14, 2021 verified as of Apr 15, 2021 at 09:25 AM

Data in this report are provisional and subject to change.

The numbers in the table below represent the number of Florida and non-Florida residents for whom test results were received by the Department of Health. A person can be tested by more than one laboratory and can have both positive and negative results. **Therefore, the sum of the numbers in each column will be larger than the total number of people tested.**

| Reporting lab | Inconclusive | Negative | Positive | Percent positive | Total |
|--|--------------|----------|----------|------------------|-------|
| REHABILITATION CENTER OF ALBUQUERQUE | | 1 | | | 1 |
| MERCY GENERAL HOSPITAL | | | 1 | 100% | 1 |
| UNIVERSITY OF MIAMI PRIMARY CARE SITE UMHC 3039 | | | 1 | 100% | 1 |
| CVS MI22230CV WAYNE COUNTY COMMUNITY COLLEGE | | | 1 | 100% | 1 |
| AHUJA MEDICAL CENTER | | | 1 | 100% | 1 |
| DIXIE COUNTY JAIL | | | 1 | 100% | 1 |
| Piedmont Crossing | | 1 | | | 1 |
| PEDIATRIC ASSOCIATES OF ORLANDO | | | 1 | 100% | 1 |
| Quince Nursing and Rehabilitation Center | | 1 | | | 1 |
| VIP FAMILY PRACTICE | | | 1 | 100% | 1 |
| UHS BINGHAMTON GENERAL | | | 1 | 100% | 1 |
| NORTH FLORIDA CHILD DEVELOPMENT, INC | | | 1 | 100% | 1 |
| UNITYPOINT HEALTH TRINITY | | | 1 | 100% | 1 |
| NEXTCARE NIFONG | | | 1 | 100% | 1 |
| SOUTHWEST FLORIDA DIVISION LAB | | | 1 | 100% | 1 |
| KINGMAN REGIONAL MEDICAL CENTER | | | 1 | 100% | 1 |
| Vi at Aventura | | 1 | | | 1 |
| Kroger 825 - The Little Clinic Dorothy Lane | | 1 | | | 1 |
| MEMORIAL URGENT CARE CENTER - | | | 1 | 100% | 1 |
| Shoreline Care Center | | | 1 | 100% | 1 |
| DIMMIT REGIONAL HOSPITAL | | | 1 | 100% | 1 |
| BOND COUNTY HEALTH DEPARTMENT | | | 1 | 100% | 1 |
| Wildwood Healthcare | | 1 | | | 1 |
| SACRED HEART HEALTH SYSTEM- MIDWIFE PROGRAM | | | 1 | 100% | 1 |
| NEVADA DEPARTMENT OF HEALTH AND HUMAN SERVICES | | | 1 | 100% | 1 |
| Kroger 447 - The Little Clinic Lebanon | | 1 | | | 1 |
| Brookdale Southside | | | 1 | 100% | 1 |
| CVS MA1875POCT ASHLAND | | | 1 | 100% | 1 |
| QUICKCARE HEALTH, INC | | | 1 | 100% | 1 |
| CARE STATION MEDICAL GROUP | | 1 | | | 1 |
| Keller Landing Center | | 1 | | | 1 |
| Longwood Community Living Center | | 1 | | | 1 |
| BROOKDALE FORT MYERS LAKES PARK | | | 1 | 100% | 1 |
| HYDE PARK MEDICAL CENTER | | 1 | | | 1 |
| GULFCOAST JEWISH FAMILY | | | 1 | 100% | 1 |
| Kroger 57 - The Little Clinic Jay C Charlestown | | 1 | | | 1 |
| VALUE DRUG STORES INC | | 1 | | | 1 |
| POMPANO BEACH ARTIFICIAL KIDNEY CENTER | | | 1 | 100% | 1 |
| | | | 1 | 100% | 1 |
| Walgreens #5065 | | 1 | | | 1 |
| MAYO MEDICAL LABORATORIES | | | 1 | 100% | 1 |
| WESTCHESTER MEDICAL CENTER ADVANCED | | 1 | | | 1 |
| BROOKDALE FORT WALTON BEACH | | | 1 | 100% | 1 |
| Kroger 086 - The Little Clinic Broomfield-Sheridan | | 1 | | | 1 |
| MINUTECLINIC DIAGNOSTIC OF NH, LLC (CL | | 1 | | | 1 |
| IMMY LABS | | | 1 | 100% | 1 |
| SAINT JOSEPH'S HOSPITAL AND MEDICAL CENTER | | 1 | | | 1 |

COVID-19: testing by laboratory

Data through Apr 14, 2021 verified as of Apr 15, 2021 at 09:25 AM

Data in this report are provisional and subject to change.

The numbers in the table below represent the number of Florida and non-Florida residents for whom test results were received by the Department of Health. A person can be tested by more than one laboratory and can have both positive and negative results. **Therefore, the sum of the numbers in each column will be larger than the total number of people tested.**

| Reporting lab | Inconclusive | Negative | Positive | Percent positive | Total |
|--|--------------|----------|----------|------------------|-------|
| BATESVILLE - SHERWOOD URGENT CARE | | | 1 | 100% | 1 |
| LADY OF THE SEA HOSPITAL LAB | | | 1 | 100% | 1 |
| HEARTLAND PEDIATRIC ASSOCIATES | | | 1 | 100% | 1 |
| CVS TN6394POCT BRENTWOOD | | 1 | | | 1 |
| Seal Rock Healthcare | | 1 | | | 1 |
| SONORAN DESERT PATHOLOGY | | | 1 | 100% | 1 |
| PATHOLOGY ASSOCIATES | | | 1 | 100% | 1 |
| TAMPA HEALTH CARE PROVIDERS PA | | 1 | | | 1 |
| Hillside Rehab and Care Center | | | 1 | 100% | 1 |
| WALGREENS #4086 | | 1 | | | 1 |
| Strasburg Care Center | | 1 | | | 1 |
| CARESPOT EXPRESS HEALTHCARE BOYNTON BEACH | | | 1 | 100% | 1 |
| SJMC PHYSICIAN SERVICES | | | 1 | 100% | 1 |
| COLOMBO'S PHARMACY | | 1 | | | 1 |
| FAIRVIEW SOUTHDAL | | | 1 | 100% | 1 |
| LEESBURG DIALYSIS CENTER | | 1 | | | 1 |
| ARISTACARE AT MANCHESTER | | 1 | | | 1 |
| CLERMONT PEDIATRICS, PA | | | 1 | 100% | 1 |
| HARRIS URGENT CARE CENTER | | | 1 | 100% | 1 |
| BAYLOR SCOTT & WHITE MEDICAL SURGICAL CLINIC | | | 1 | 100% | 1 |
| CHILTON MEDICAL CENTER | | 1 | | | 1 |
| Kroger 682 - The Little Clinic Combs and Gantzel | | 1 | | | 1 |
| BRIAN C GRINER MD LLC | | | 1 | 100% | 1 |
| Erwin Health Care Center | | 1 | | | 1 |
| AFFILIATED LABORATORIES INC | | | 1 | 100% | 1 |
| WY RETIREMENT CENTER | | 1 | | | 1 |
| EILEEN TURBESSI MD PA | | 1 | | | 1 |
| FLAGLER COUNTY BOARD OF COUNTY COMMISSIONERS | | | 1 | 100% | 1 |
| KENNEDY BOULEVARD DIALYSIS | | | 1 | 100% | 1 |
| WALGREENS #04786 | | 1 | | | 1 |
| PRIMARY CARE GROUP LLC | | 1 | | | 1 |
| LITTLE COMPANY OF MARY HOSPITAL | | | 1 | 100% | 1 |
| Victoria Manor | | 1 | | | 1 |
| PRACTITIONERS IN MOTION | | | 1 | 100% | 1 |
| CHI ST VINCENT LITTLE ROCK DIAGNOSTIC CLINIC | | | 1 | 100% | 1 |
| PORTSMOUTH REG. HOSPITAL | | | 1 | 100% | 1 |
| HEALTHALLIANCE HOSPITAL LABORATORY | | 1 | | | 1 |
| COVENANT HEALTH | | 1 | | | 1 |
| DEERFIELD BEACH REHABILITATION AND NURSING | | | 1 | 100% | 1 |
| GOOD SAMARITAN SOCIETY - DE SMET | | 1 | | | 1 |
| Illiana HCS -Danville VAMC | | 1 | | | 1 |
| ACCESS MEDICAL GROUP OF TAMPA INC | | | 1 | 100% | 1 |
| CAPSTONE REHABILITATION AND HEALTHCARE | | 1 | | | 1 |
| HEALTH PARTNERS LLC | | 1 | | | 1 |
| WESTMORELAND REGIONAL HOSPITAL | | | 1 | 100% | 1 |
| BAPTIST HOSPITAL FAMILY MEDICINE & | | | 1 | 100% | 1 |
| BIOMAT ORLANDO | | 1 | | | 1 |

COVID-19: testing by laboratory

Data through Apr 14, 2021 verified as of Apr 15, 2021 at 09:25 AM

Data in this report are provisional and subject to change.

The numbers in the table below represent the number of Florida and non-Florida residents for whom test results were received by the Department of Health. A person can be tested by more than one laboratory and can have both positive and negative results. **Therefore, the sum of the numbers in each column will be larger than the total number of people tested.**

| Reporting lab | Inconclusive | Negative | Positive | Percent positive | Total |
|--|--------------|----------|----------|------------------|-------|
| MOUNT ST MARYS HOSPITAL OF NIAGARA FALLS | | | 1 | 100% | 1 |
| Garden View Care Center at Dougherty Ferry | | 1 | | | 1 |
| West Bay of Tampa Center | | | 1 | 100% | 1 |
| VERMONT DEPT OF HEALTH LABORATORY | | | 1 | 100% | 1 |
| CHI ST. LUKE'S HEALTH BCM MEDICAL CENTER | | | 1 | 100% | 1 |
| ADVENTHEALTH DURAND | | | 1 | 100% | 1 |
| Advanced Health Care of St. George | | 1 | | | 1 |
| MEDEX CLINIC LLC | | | 1 | 100% | 1 |
| HOSPITALS OF PROVIDENCE TRANSMOUNTAIN CAMPUS, THE | | | 1 | 100% | 1 |
| CLIFTON SPRINGS | | 1 | | | 1 |
| DUKE UNIVERSITY POINT OF CARE TESTING PROGRAM | | | 1 | 100% | 1 |
| ORMOND BEACH DIALYSIS | | | 1 | 100% | 1 |
| ENT & ALLERGY ASSOCIATES, LLP - SLEEPY HOLLOW (ABBOTT) | | 1 | | | 1 |
| PALM BEACH COUNTY HEALTH DEPT. | | | 1 | 100% | 1 |
| BAPTIST HEALTH FLOYD | | | 1 | 100% | 1 |
| WALGREENS #12624 | | 1 | | | 1 |
| SOUTHEASTERN HEALTH FACILITES, INC | | 1 | | | 1 |
| SOUTHWEST ORLANDO FAMILY MEDICINE, PL | | | 1 | 100% | 1 |
| WAYNE MEMORIAL HOSPITAL | | 1 | | | 1 |
| WINDSOR MANOR | | | 1 | 100% | 1 |
| CAREFIRST URGENT CARE - BEECHMONT | | | 1 | 100% | 1 |
| US PUBLIC HEALTH SERVICE HOSPITAL | | | 1 | 100% | 1 |
| LOUIS STOKES CLEVELAND VA MEDICAL CENTER | | | 1 | 100% | 1 |
| STAYING HEALTHY MEDICAL SERVICES | | | 1 | 100% | 1 |
| Dugan Memorial Home | | 1 | | | 1 |
| TITAN GENOMICS, LLC | | | 1 | 100% | 1 |
| PINNACLE DIALYSIS | | 1 | | | 1 |
| NORTHWEST FLORIDA SPECIALTY PHYSICIANS LLC | | 1 | | | 1 |
| Kroger 126 - The Little Clinic Cottonwood | | 1 | | | 1 |
| PINNACLE PAIN CENTER PS DBA LYNX HEALTHCARE | | 1 | | | 1 |
| BAPTIST HEALTH SURGERY CENTER | | | 1 | 100% | 1 |
| WW Chem Auto SS | | | 1 | 100% | 1 |
| MEDICAL CENTER OF TRINITY - MOB | | 1 | | | 1 |
| St. Ann Rehabilitation and Nursing Center | | 1 | | | 1 |
| UMASS MEMORIAL/MARLBORO HOSPITAL | | | 1 | 100% | 1 |
| LAKE WALES DIALYSIS CENTER | | | 1 | 100% | 1 |
| PEDIATRIC SPECIALTY CLINIC COLLIER | | | 1 | 100% | 1 |
| ORAL & FACIAL SURGERY | | | 1 | 100% | 1 |
| MEMORIAL MEDICAL CENTER | | | 1 | 100% | 1 |
| CARE CONNECTIONS AT HOME LLC | | | 1 | 100% | 1 |
| PHOENIX MEDICAL CLINIC | | | 1 | 100% | 1 |
| IZ MEDICAL | | 1 | | | 1 |
| CARENOW URGENT CARE – SPRING | | | 1 | 100% | 1 |
| AdventHealth Care Center Zephyrhills North | | | 1 | 100% | 1 |
| MIL LAKE HEALTHCARE CENTER INC PEDIATRICS | | | 1 | 100% | 1 |
| SOUTHERN WINDS | | | 1 | 100% | 1 |
| Kroger 49 - The Little Clinic Wichita - 21st St. | | | 1 | 100% | 1 |

COVID-19: testing by laboratory

Data through Apr 14, 2021 verified as of Apr 15, 2021 at 09:25 AM

Data in this report are provisional and subject to change.

The numbers in the table below represent the number of Florida and non-Florida residents for whom test results were received by the Department of Health. A person can be tested by more than one laboratory and can have both positive and negative results. **Therefore, the sum of the numbers in each column will be larger than the total number of people tested.**

| Reporting lab | Inconclusive | Negative | Positive | Percent positive | Total |
|---|--------------|----------|----------|------------------|-------|
| GINKGO BIOWORKS INC (CONCENTRIC) | | 1 | | | 1 |
| LABTEST LLC LABTEST DIAGNOSTICS | | | 1 | 100% | 1 |
| CORPUS CHRISTI MEDICAL CENTER | | | 1 | 100% | 1 |
| COMMONWEALTH OF VIRGINIA DIVISION OF CONSOLIDATED LABORATORY SERVICES | | | 1 | 100% | 1 |
| ABBOTT LABORATORIES ROSS PRODUCTS | | | 1 | 100% | 1 |
| UF HEALTH THE VILLAGES | | | 1 | 100% | 1 |
| AFTER HOURS CLINIC | | | 1 | 100% | 1 |
| DW MCMILLAN MEMORIAL HOSPITAL LABORATORY | | | 1 | 100% | 1 |
| SELF REGIONAL HEALTHCARE | | | 1 | 100% | 1 |
| SPELMAN COLLEGE DEPT OF HEALTH SERVICE | | 1 | | | 1 |
| THE BRENNITY AT TRADITION | | | 1 | 100% | 1 |
| VA West Los Angeles Medical Center | | 1 | | | 1 |
| FINLAY MEDICAL RESEARCH CORP | | | 1 | 100% | 1 |
| INLET CONCIERGE MEDICINE | | | 1 | 100% | 1 |
| ADAPTIVE BIOTECHNOLOGIES | | | 1 | 100% | 1 |
| HIDALGO FAMILY CLINIC | | | 1 | 100% | 1 |
| ADVENTHEALTH IMAGING WINTERGARDEN | | 1 | | | 1 |
| ST FRANCIS COLLEGE WELLNESS CENTER | | 1 | | | 1 |
| St Mary's d'Youville Pavilion | | 1 | | | 1 |
| RUBY MEMORIAL HOSP. LAB | | | 1 | 100% | 1 |
| NHC PLACE AT COOL SPRINGS | | 1 | | | 1 |
| OPTUM OF HIALEAH | | 1 | | | 1 |
| AMD | | | 1 | 100% | 1 |
| NLAC SUMMERBIO | | | 1 | 100% | 1 |
| DR PHILLIPS CENTER FOR WELLNESS | | 1 | | | 1 |
| BETTER U BETTER LIFE WELLNESS LLC | | | 1 | 100% | 1 |
| SIERRA HEALTH CARE CENTER | | 1 | | | 1 |
| HARMONY HEALTHCARE ORLANDO INC | | 1 | | | 1 |
| RIVERSIDE COUNTY PUBLIC HEALTH LABORATORY | | | 1 | 100% | 1 |
| PACE UNIVERSITY HEALTH CARE | | 1 | | | 1 |
| BRIDGES AT LIFE CARE CENTER OF OCALA, THE | | | 1 | 100% | 1 |
| SMITH KLINE | | | 1 | 100% | 1 |
| ENCOMPASS HEALTH HOME HEALTH | | 1 | | | 1 |
| URGENT CARE CENTER OF PORT ORANGE LLC | | | 1 | 100% | 1 |
| CARESPOT - OVIEDO | | | 1 | 100% | 1 |
| ANY LAB TEST NOW JACKSONVILLE | | 1 | | | 1 |
| Kroger 500 - The Little Clinic Speedway | | 1 | | | 1 |
| DAVITA DIALYSIS-NORTH | | | 1 | 100% | 1 |
| WMC HEALTH GROUP OF KISSIMMEE LLC | | | 1 | 100% | 1 |
| Spring Gate Rehab and Healthcare Center | | 1 | | | 1 |
| PCG MOLECULAR | | | 1 | 100% | 1 |
| CAN COMMUNITY HEALTH LLC | | 1 | | | 1 |
| Kroger 670 - The Little Clinic Powell | | 1 | | | 1 |
| BOCA GENERAL AND FAMILY MEDICINE | | 1 | | | 1 |
| FRIO REGIONAL PRIMARY CARE AND URGENT CARE CLINIC | | | 1 | 100% | 1 |
| DERMDX, DIV OF AURORA DIAGNOSTICS/BERNHARDT LAB | | 1 | | | 1 |
| UNIVERSITY OF WASHINGTON DEPT OF LAB MEDICINE | | | 1 | 100% | 1 |

COVID-19: testing by laboratory

Data through Apr 14, 2021 verified as of Apr 15, 2021 at 09:25 AM

Data in this report are provisional and subject to change.

The numbers in the table below represent the number of Florida and non-Florida residents for whom test results were received by the Department of Health. A person can be tested by more than one laboratory and can have both positive and negative results. **Therefore, the sum of the numbers in each column will be larger than the total number of people tested.**

| Reporting lab | Inconclusive | Negative | Positive | Percent positive | Total |
|--|--------------|----------|----------|------------------|-------|
| MERCYONE DES MOINES MEDICAL CENTER | | | 1 | 100% | 1 |
| ANDREWS INSTITUTE AMBULATORY SURGERY CENTER | | 1 | | | 1 |
| Monument Health Strugis Care Center | | 1 | | | 1 |
| FLORIDA ADVANCED MEDICAL AND DERM AESTHETICS LLC | | | 1 | 100% | 1 |
| Robinson Terrace Rehabilitation and Nursing Center | | 1 | | | 1 |
| COASTAL ER IX, PHYSICIANS PREMIER | | | 1 | 100% | 1 |
| PHYSICIANS LAB INC | | | 1 | 100% | 1 |
| KIDZ FAMILY CARE | | | 1 | 100% | 1 |
| MERRILL GARDENS AT CHAMPIONSGATE | | | 1 | 100% | 1 |
| NORTH COUNTY MEDICAL LAB | | | 1 | 100% | 1 |
| ASSOCIATESMD | | | 1 | 100% | 1 |
| ALL CHILDRENS PEDIATRIC CLINIC | | | 1 | 100% | 1 |
| CVS NY2297002CV NEW YORK | | | 1 | 100% | 1 |
| Mason Health and Rehab | | 1 | | | 1 |
| PORTAGE MEDICAL CENTER | | | 1 | 100% | 1 |
| THE LITTLE CLINIC, LLC | | | 1 | 100% | 1 |
| ST MARYS HEALTH CARE SYSTEM | | 1 | | | 1 |
| ST ANTHONY'S PINELLAS CARE CLINIC | | | 1 | 100% | 1 |
| INDIAN RIDGE | | 1 | | | 1 |
| Wrightsville Manor Health and Rehab | | 1 | | | 1 |
| TAMPA GENERAL MEDICAL GROUP LABORATORY HEALTHPARK | | | 1 | 100% | 1 |
| FOUNDCARE HEALTH | | | 1 | 100% | 1 |
| MEDEXPRESS URGENT CARE - LINDEN | | 1 | | | 1 |
| Portsmouth Health and Rehab | | | 1 | 100% | 1 |
| LABORATORY SERVICES SGHS - CAMDEN | | 1 | | | 1 |
| Kroger 519 - The Little Clinic Staples Mill Road | | 1 | | | 1 |
| JOSEPH REINA PHARMACY INC DBA JRX PHAR | | 1 | | | 1 |
| CVS AZ3749POCT GOODYEAR | | 1 | | | 1 |
| CVS AZ7855POCT TUCSON | | 1 | | | 1 |
| BRITTNEY WHELIHAN IRWIN ARNP LLC | | | 1 | 100% | 1 |
| HEART HOSPITAL OF LAFAYETTE: EMERGENCY ROOM | | | 1 | 100% | 1 |
| MARQUETTE GENERAL HOSPITAL | | | 1 | 100% | 1 |
| CHIPLEY DIALYSIS | | | 1 | 100% | 1 |
| PATIENT FIRST-GENERAL BOOTH | | | 1 | 100% | 1 |
| ISLANDS ASSISTED LIVING FACILITY,THE | | | 1 | 100% | 1 |
| Kroger 350 - The Little Clinic New Cut Road | | 1 | | | 1 |
| RIVERVIEW HOSPITAL D/B/A UNIVERSITY | | 1 | | | 1 |
| HARDEE COUNTY FIRE RESCUE | | 1 | | | 1 |
| Walgreens #5914 | | 1 | | | 1 |
| ARKANSAS PUBLIC HEALTH LABORATORY | | 1 | | | 1 |
| NEMOURS CHILDREN'S PRIMARY CARE, ST CLOUD | | | 1 | 100% | 1 |
| WEST PENSACOLA DIALYSIS CENTER | | | 1 | 100% | 1 |
| bishop rehabilitation and nursing center | | 1 | | | 1 |
| MEDHELP | | | 1 | 100% | 1 |
| MIAMI VASCULAR SURGERY | | | 1 | 100% | 1 |
| ASSISTED LIVING AT TREZEVANT | | 1 | | | 1 |
| MID FLORIDA COMMUNITY SERVICES | | | 1 | 100% | 1 |

COVID-19: testing by laboratory

Data through Apr 14, 2021 verified as of Apr 15, 2021 at 09:25 AM

Data in this report are provisional and subject to change.

The numbers in the table below represent the number of Florida and non-Florida residents for whom test results were received by the Department of Health. A person can be tested by more than one laboratory and can have both positive and negative results. **Therefore, the sum of the numbers in each column will be larger than the total number of people tested.**

| Reporting lab | Inconclusive | Negative | Positive | Percent positive | Total |
|--|--------------|----------|----------|------------------|-------|
| MEDSTAR URGENT CARE, LLC | | | 1 | 100% | 1 |
| WELLMED AT BAY AREA | | 1 | | | 1 |
| MEDICAL ASSOCIATES OF PINELLAS - LAB | | | 1 | 100% | 1 |
| Walgreens #19461 | | 1 | | | 1 |
| Kroger 433 - The Little Clinic Atoka | | 1 | | | 1 |
| VIRGINIA CVS PHARMACY, LLC DBA CVS/PHARMACY #1884 | | 1 | | | 1 |
| NORTHSIDE FAMILY MEDICINE | | 1 | | | 1 |
| Kroger 367 - The Little Clinic Walton | | 1 | | | 1 |
| Life Care Center of Auburn | | 1 | | | 1 |
| Smg/North Jersey Hematology & Oncology | | 1 | | | 1 |
| PHYSICIANS OF CENTRAL FLORIDA | | | 1 | 100% | 1 |
| PATEL MINESH | | 1 | | | 1 |
| YOUR GOOD HEALTH MEDICAL GROUP PA | | | 1 | 100% | 1 |
| WEST FLORIDA MEDICAL ASSOCIATES PA | | | 1 | 100% | 1 |
| Newton Wellesley Center for Alzheimer's Care | | 1 | | | 1 |
| COSTAMED GRUPO MEDICO | | | 1 | 100% | 1 |
| BLACK SHEEP MEDICAL | | | 1 | 100% | 1 |
| JOHN D. ARCHBOLD MEMORIAL HOSPITAL | | | 1 | 100% | 1 |
| LABONE | | 1 | | | 1 |
| PALM COAST DRAW STATION/AMERICAN HEALTH ASSOCIATES | | 1 | | | 1 |
| Villages of St.Peters | | 1 | | | 1 |
| UF HEALTH FAMILY MEDICINE-GOODBYS CREEK | | | 1 | 100% | 1 |
| Kroger 909 - The Little Clinic Hamilton | | | 1 | 100% | 1 |
| PATHOLOGYT & LAB MEDICINE SERVICES | | | 1 | 100% | 1 |
| MOUNT SINAI MEDICAL CENTER OF FLORIDA INC | | | 1 | 100% | 1 |
| STONESPRINGS HOSPITAL CENTER | | | 1 | 100% | 1 |
| NORTH MIAMI BEACH SURGICAL CENTER | | | 1 | 100% | 1 |
| Elderwood at Lancaster | | 1 | | | 1 |
| ADVENT HEALTH MEDICAL GROUP MULTISPECIALTY | | | 1 | 100% | 1 |
| ADVANTA LABS, LLC | | 1 | | | 1 |
| PowerBack Piscataway Center | | 1 | | | 1 |
| Kroger 923 - The Little Clinic Centerville | | 1 | | | 1 |
| DECATUR MORGAN HOSPITAL - DECATUR GENE | | 1 | | | 1 |
| NORTHEAST TEXAS DIALYSIS | | 1 | | | 1 |
| TMH PHYSICIAN PARTNERS | | | 1 | 100% | 1 |
| LSU MEDICAL CENTER | | | 1 | 100% | 1 |
| VALLEY VISTA CARE CENTER | | 1 | | | 1 |
| MOBILE INFIRMARY MEDICAL CENTER | | | 1 | 100% | 1 |
| LEGACY SPECIALTY PHARMACY CORP | | | 1 | 100% | 1 |
| FRESENIUS KIDNEY CARE OCALA | | | 1 | 100% | 1 |
| Crowne Health Care of Thomasville | | 1 | | | 1 |
| INTEGRATED GENETICS SEQUENOM | | 1 | | | 1 |
| NANCY M WORTHINGTON MD PA | | | 1 | 100% | 1 |
| RESIDENCES AT MIAMI / REIGN GARDENS LLC, THE | | | 1 | 100% | 1 |
| WELLMED AT LINEBAUGH AVE | | | 1 | 100% | 1 |
| CENTRAL TX URGENT CARE | | | 1 | 100% | 1 |
| NICKLAUS CHILDREN'S DORAL OUTPATIENT CENTER | | | 1 | 100% | 1 |

COVID-19: testing by laboratory

Data through Apr 14, 2021 verified as of Apr 15, 2021 at 09:25 AM

Data in this report are provisional and subject to change.

The numbers in the table below represent the number of Florida and non-Florida residents for whom test results were received by the Department of Health. A person can be tested by more than one laboratory and can have both positive and negative results. **Therefore, the sum of the numbers in each column will be larger than the total number of people tested.**

| Reporting lab | Inconclusive | Negative | Positive | Percent positive | Total |
|---|--------------|----------|----------|------------------|-------|
| ADVENTHEALTH MEDICAL GROUP PEDIATRICS DIABETES & Kroger - KRO70300083 | | | 1 | 100% | 1 |
| NORTH SHORE HEMATOLOGY-ONCOLOGY ASSOCIATES | | 1 | | | 1 |
| ASHLEY PEDICATRICS DAY AND NIGHT CLINIC | | | 1 | 100% | 1 |
| WINCHESTER HOSPITAL | | | 1 | 100% | 1 |
| MED TECH CLINICAL LABORATORY | | 1 | | | 1 |
| JOHNSON MEDICAL SERVICES | | | 1 | 100% | 1 |
| BOCA RATON PHYSICIANS PA | | | 1 | 100% | 1 |
| WALGREENS #11572 | | 1 | | | 1 |
| PEDIATRIC PARTNERS OF ZEPHYRHILLS PA | | | 1 | 100% | 1 |
| YOUR HEALTH PEDIATRICS INC | | | 1 | 100% | 1 |
| ONPOINT URGENT CARE | | | 1 | 100% | 1 |
| Garden Villa Bedford | | 1 | | | 1 |
| Willow Ridge Center | | 1 | | | 1 |
| Lakeland Nursing and Rehabilitation Center LLC | | 1 | | | 1 |
| Country View of Sunbury | | | 1 | 100% | 1 |
| FLORIDA MEDICAL CLINIC, PA | | 1 | | | 1 |
| FLORIDA STATE UNIVERSITY HEALTH SERVICES | | | 1 | 100% | 1 |
| PEDIATRIC ASSOCIATES - MIAMI LAKES | | 1 | | | 1 |
| WATERS EDGE ELEMENTARY SCHOOL | | | 1 | 100% | 1 |
| COSTCO PHARMACY #1023 | | | 1 | 100% | 1 |
| NCH HEALTHCARE CREEKSIDE ENDOSCOPY | | | 1 | 100% | 1 |
| STANLY REGIONAL MEDICAL CENTER | | | 1 | 100% | 1 |
| LAKE REGIONAL HEALTH | | | 1 | 100% | 1 |
| NORTHEAST BAPTIST HOSPITAL | | | 1 | 100% | 1 |
| MEDEXPRESS URGENT CARE - WAYNESBURG | | 1 | | | 1 |
| CORNERSTONE OF RECOVERY INC | | 1 | | | 1 |
| MEDEXPRESS URGENT CARE, EDWARDSVILLE | | 1 | | | 1 |
| Walgreens #10851 | | 1 | | | 1 |
| SPRING VALLEY HOSPITAL MEDICAL CENTER | | | 1 | 100% | 1 |
| MARINA DEL REY HOSPITAL LAB | | | 1 | 100% | 1 |
| The Carrington | | 1 | | | 1 |
| UT HEALTH RGV CLINICAL LABORATORY | | | 1 | 100% | 1 |
| MOSOLF PEDIATRICS PA | | | 1 | 100% | 1 |
| KNOX COMMUNITY HOSPITAL | | | 1 | 100% | 1 |
| GARDENS PEDIATRICS LAB | | | 1 | 100% | 1 |
| KROGER 785 - THE LITTLE CLINIC DIXIE HWY | | 1 | | | 1 |
| Long Beach Care Center | | | 1 | 100% | 1 |
| PERFECT HEALTH URGENT CARE AND MEDICAL | | 1 | | | 1 |
| BRUSHY CREEK FAMILY HOSPITAL | | | 1 | 100% | 1 |
| HAVASU REGIONAL MEDICAL CENTER | | | 1 | 100% | 1 |
| FIRST CARE OF GAINESVILLE | | | 1 | 100% | 1 |
| Perham Living | | | 1 | 100% | 1 |
| UNITED HEALTHCARE | | | 1 | 100% | 1 |
| RESTORE MEDICAL PARTNERS PLLC | | | 1 | 100% | 1 |
| 1ST CHOICE URGENT CARE CENTER LLC | | | 1 | 100% | 1 |
| HOME AIDE SVC OF EASTERN NY INC D/B/A | | 1 | | | 1 |

COVID-19: testing by laboratory

Data through Apr 14, 2021 verified as of Apr 15, 2021 at 09:25 AM

Data in this report are provisional and subject to change.

The numbers in the table below represent the number of Florida and non-Florida residents for whom test results were received by the Department of Health. A person can be tested by more than one laboratory and can have both positive and negative results. **Therefore, the sum of the numbers in each column will be larger than the total number of people tested.**

| Reporting lab | Inconclusive | Negative | Positive | Percent positive | Total |
|---|--------------|------------|-----------|------------------|------------|
| HEARTLAND REGIONAL MEDICAL CENTER | | 1 | | | 1 |
| MEDEXPRESS URGENT CARE - PATRICK STREE | | | 1 | 100% | 1 |
| CARESPOT - MIAMI GARDENS | | | 1 | 100% | 1 |
| EDWARD HOSPITAL | | | 1 | 100% | 1 |
| PRIMARY & URGENT CARE CENTERS | | | 1 | 100% | 1 |
| NORDX | | | 1 | 100% | 1 |
| WEST FLORIDA HOSPITAL LABORATORY | | | 1 | 100% | 1 |
| Regency Square | | | 1 | 100% | 1 |
| APS-SUMMIT CARE PHARMACY, LLC DBA OMNICARE | | 1 | | | 1 |
| PARK AVENUE MEDICAL PROFESSIONALS PC | | 1 | | | 1 |
| WRIGHT PATTERSON AFB MEDICAL CENTER | | | 1 | 100% | 1 |
| FLORIDA DEPARTMENT OF HEALTH IN CITRUS COUNTY | | 1 | | | 1 |
| LONG ISLAND MINIMALLY INVASIVE SURGERY | | 1 | | | 1 |
| Kroger 929 - The Little Clinic Corryville | | 1 | | | 1 |
| MEDEXPRESS URGENT CARE, MILLCREEK | | 1 | | | 1 |
| PRIME HEALTHCARE SERVICES | | 1 | | | 1 |
| BAM INC | | 1 | | | 1 |
| APOLLOMDX LLC | | | 1 | 100% | 1 |
| Total | 101,631 | 18,884,895 | 2,774,868 | 13% | 21,761,394 |