COVID-19: summary of cases and monitoring

Data through Apr 13, 2021 verified as of Apr 14, 2021 at 09:25 AM

Data in this report are provisional and subject to change.

Cases: people with positive PCR or antigen test result	
Total cases	2,141,686
Florida residents	2,101,365
Non-Florida residents	40,321
Type of testing	
Florida residents	2,101,365
Positive by BPHL/CDC	76,186
Positive by commercial/hospital lab	2,025,179
PCR positive	1,685,308
Antigen positive	416,057
Non-Florida residents	40,321
Positive by BPHL/CDC	943
Positive by commercial/hospital lab	39,378
PCR positive	27,422
Antigen positive	12,899
Characteristics	
Florida residents hospitalized	87,523
Florida resident deaths	34,164
Non-Florida resident deaths	665

Hospitalized counts include anyone who was hospitalized at some point during their illness. It does not reflect the number of people currently hospitalized.

More information on deaths identified through death certificate data is available on the National Center for Health Statistics website at www.cdc.gov/nchs/nvss/vsrr/COVID19/index.htm.

Cases: people with positive PCR or antigen test result	
Risk factors for Florida residents	
Traveled	16,847
Contact with a known case	831,501
Traveled and contact with a known case	23,044
Neither	1,229,973
No travel and no contact	250,723
Travel is unknown	700,124
Contact is unknown	465,350
Contact is pending	446,290

Travel can be unknown and contact can be unknown or pending for the same case, these numbers will sum to more than the "neither" total.

COVID-19: summary of laboratory testing

Data through Apr 13, 2021 verified as of Apr 14, 2021 at 09:25 AM

Data in this report are provisional and subject to change.

Cases in Florida residents per day for the past 2 weeks

Number of cases per day

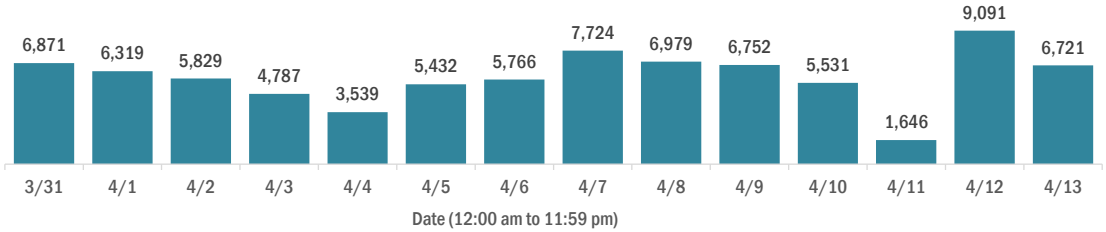

Median age of cases by day

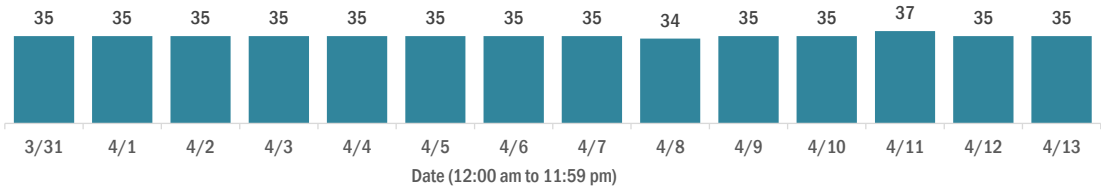

Laboratory testing for Florida residents over the past 2 weeks

Number of Florida residents tested per day

These counts include the number of people for whom the Department received PCR or antigen laboratory results by day. People tested on multiple days will be included for each day a new result was received. A person is only counted once for each day they are tested, regardless of whether multiple specimens are tested or multiple results are received.

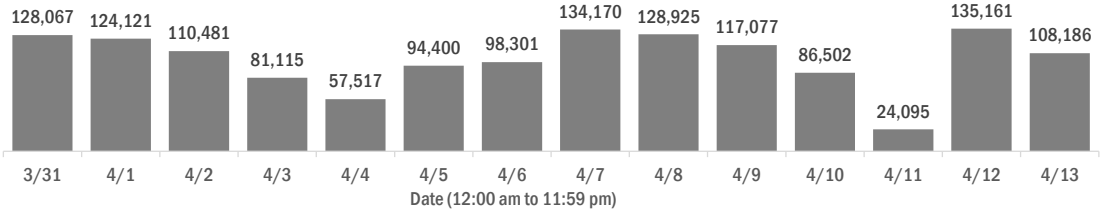

Number and percent of Florida residents with positive test results

The percent of positive results ranged from 7.33% to 10.46% over the past 2 weeks and was 8.94% yesterday.

These counts include the number of people for whom the Department received PCR or antigen laboratory results by day. People tested on multiple days will be included for each day a new result was received. A person is only counted once for each day they are tested, regardless of whether multiple specimens are tested or multiple results are received. If a person has a positive specimen and a negative specimen in the same day, only the positive result is counted.

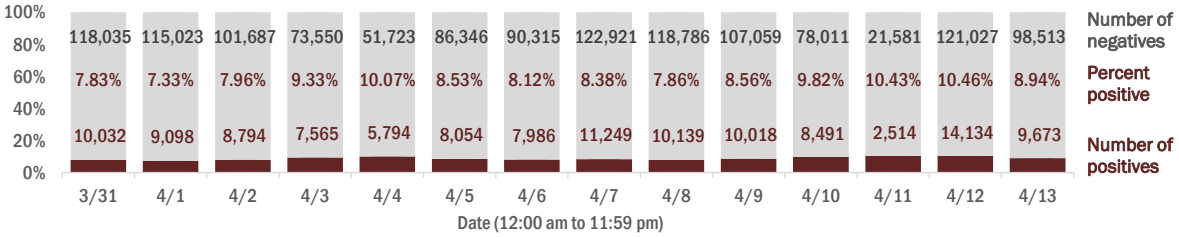

Percent positivity for new cases in Florida residents

The percent of positive results ranged from 6.15% to 8.14% over the past 2 weeks and was 7.44% yesterday.

This percent is the number of people who test PCR- or antigen-positive for the first time divided by all the people tested that day, excluding people who have previously tested positive.

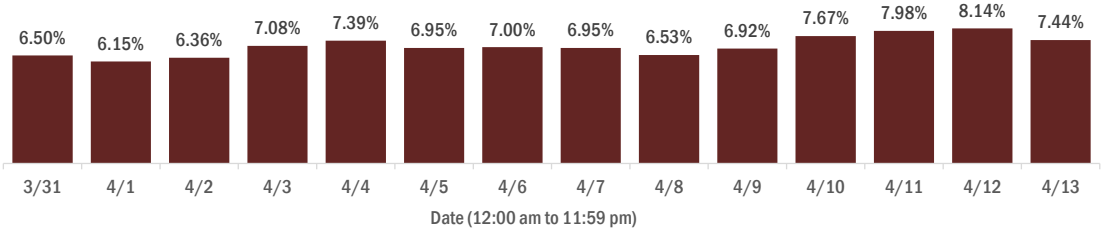

COVID-19: characteristics of 2,101,365 Florida resident cases

Data through Apr 13, 2021 verified as of Apr 14, 2021 at 09:25 AM

Data in this report are provisional and subject to change.

Age group	Cases		Hospitalizations		Deaths	
0-4 years	43,507	2%	588	1%	1	0%
5-14 years	135,518	6%	581	1%	5	0%
15-24 years	326,563	16%	2,193	3%	45	0%
25-34 years	367,506	17%	4,281	5%	188	1%
35-44 years	326,961	16%	6,407	7%	530	2%
45-54 years	319,738	15%	9,932	11%	1,328	4%
55-64 years	275,555	13%	14,972	17%	3,728	11%
65-74 years	168,489	8%	18,235	21%	7,255	21%
75-84 years	92,784	4%	18,197	21%	10,382	30%
85+ years	43,356	2%	12,129	14%	10,702	31%
Unknown	1,388	0%	8	0%	0	0%
Total	**2,101,365**		**87,523**		**34,164**	

Gender	Cases	
Female	1,098,077	52%
Male	985,771	47%
Unknown	17,517	1%
Total	**2,101,365**	

Ethnicity	Cases		Hospitalizations		Deaths	
Hispanic	678,354	32%	22,283	25%	7,997	23%
Non-Hispanic	1,022,296	49%	61,181	70%	23,961	70%
Unknown	400,715	19%	4,059	5%	2,206	6%
Total	**2,101,365**		**87,523**		**34,164**	

Race and ethnicity	Cases		Hospitalizations		Deaths	
White	1,193,389	57%	57,413	66%	25,075	73%
Hispanic	452,511	22%	15,962	18%	6,416	19%
Non-Hispanic	653,736	31%	39,766	45%	17,544	51%
Unknown	87,142	4%	1,685	2%	1,115	3%
Black	276,418	13%	18,153	21%	5,458	16%
Hispanic	16,417	1%	776	1%	228	1%
Non-Hispanic	238,268	11%	17,015	19%	5,048	15%
Unknown	21,733	1%	362	0%	182	1%
Other race	323,238	15%	9,624	11%	2,673	8%
Hispanic	162,216	8%	5,064	6%	1,185	3%
Non-Hispanic	110,734	5%	4,122	5%	1,263	4%
Unknown	50,288	2%	438	1%	225	1%
Unknown race	308,320	15%	2,333	3%	958	3%
Hispanic	47,210	2%	481	1%	168	0%
Non-Hispanic	19,558	1%	278	0%	106	0%
Unknown	241,552	11%	1,574	2%	684	2%
Total	**2,101,365**		**87,523**		**34,164**	

Hospitalization counts include anyone who was hospitalized at some point during their illness. It does not reflect the number of people currently hospitalized. **Other race** includes any person with a race of American Indian/Alaskan native, Asian, native Hawaiian/Pacific Islander, or other.

COVID-19: deaths in Florida residents and staff of long-term care facilities

Data through Apr 13, 2021 verified as of Apr 14, 2021 at 09:25 AM

Data in this report are provisional and subject to change.

For current cases in residents or staff of long-term care facilities, please visit: https://floridahealthcovid19.gov/

County	Deaths	
Palm Beach	1063	10%
Dade	1007	9%
Pinellas	891	8%
Broward	669	6%
Hillsborough	573	5%
Duval	434	4%
Polk	428	4%
Orange	402	4%
Brevard	401	4%
Sarasota	398	4%
Lee	342	3%
Marion	329	3%
Volusia	292	3%
Escambia	281	3%
St. Lucie	243	2%
Seminole	231	2%
Pasco	226	2%
Lake	225	2%
Manatee	193	2%
Collier	191	2%
Citrus	177	2%
Martin	171	2%

County	Deaths	
Okaloosa	163	1%
Hernando	158	1%
Osceola	142	1%
Charlotte	134	1%
Clay	120	1%
Indian River	118	1%
Leon	99	1%
Bay	89	1%
Jackson	88	1%
St. Johns	86	1%
Highlands	85	1%
Santa Rosa	81	1%
Alachua	77	1%
Suwannee	61	1%
Columbia	51	0%
Sumter	44	0%
Putnam	39	0%
Nassau	34	0%
Hendry	29	0%
Walton	29	0%
Okeechobee	24	0%
Gilchrist	21	0%

County	Deaths	
Madison	20	0%
Calhoun	18	0%
Gulf	17	0%
Flagler	16	0%
Wakulla	16	0%
Bradford	14	0%
Washington	13	0%
Baker	12	0%
Jefferson	12	0%
Holmes	11	0%
Franklin	9	0%
Gadsden	9	0%
Lafayette	8	0%
Levy	7	0%
Desoto	6	0%
Dixie	5	0%
Monroe	5	0%
Taylor	3	0%
Hardee	2	0%
Hamilton	1	0%
Liberty	1	0%
Total	11,144	

Note: cases are summarized by the county of usual residence. Residents and staff may be cases associated with facilities that are n ot in their county of usual residence, resulting in cases being included below for counties that do not have facilities with known cases.

COVID-19: cases in Florida residents who have died

Data through Apr 13, 2021 verified as of Apr 14, 2021 at 09:25 AM

Data in this report are provisional and subject to change.

Demographics for all identified COVID-19 deaths: 34,164

Deaths by date of death for the past 2 weeks

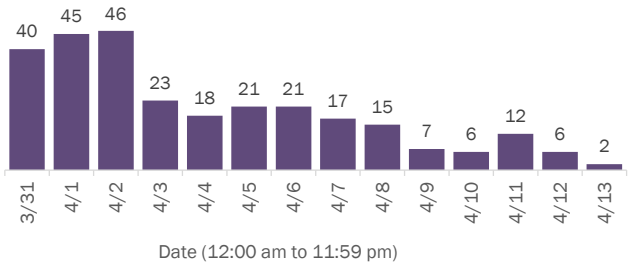

Deaths by age group

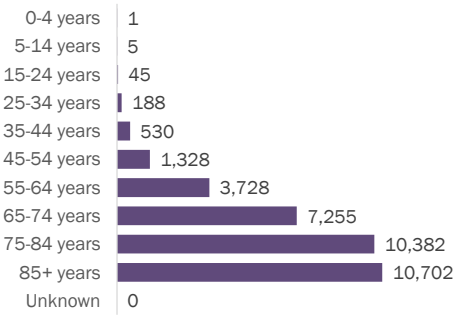

Deaths by date of death since March 2020

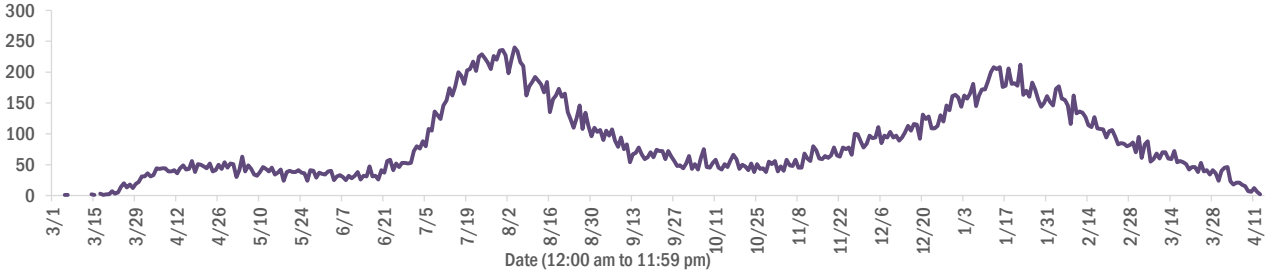

Age group	Deaths	Cases	Case fatality rate	Mortality rate per 100,000 population
0-4 years	1	43,507	0.0%	0.1
5-14 years	5	135,518	0.0%	0.2
15-24 years	45	326,563	0.0%	1.8
25-34 years	188	367,506	0.1%	6.6
35-44 years	530	326,961	0.2%	20.3
45-54 years	1,328	319,738	0.4%	47.7
55-64 years	3,728	275,555	1.4%	128.9
65-74 years	7,255	168,489	4.3%	299.0
75-84 years	10,382	92,784	11.2%	739.3
85+ years	10,702	43,356	24.7%	1853.1
Unknown	0	1,388	0.0%	
Total	**34,164**	**2,101,365**	**1.6%**	**158.2**

Race	Deaths	Cases	Case fatality rate	Mortality rate per 100,000 population
White	25,075	1,193,389	2.1%	150.2
Black	5,458	276,418	2.0%	149.2
Other	2,673	323,238	0.8%	214.8
Unknown	958	308,320	0.3%	
Total	**34,164**	**2,101,365**	**1.6%**	**158.2**

Gender	Deaths	Cases	Case fatality rate	Mortality rate per 100,000 population
Female	14,997	1,098,077	1.4%	135.8
Male	19,165	985,771	1.9%	181.5
Unknown	2	17,517	0.0%	
Total	**34,164**	**2,101,365**	**1.6%**	**158.2**

Ethnicity	Deaths	Cases	Case fatality rate	Mortality rate per 100,000 population
Hispanic	7,997	678,354	1.2%	140.8
Non-Hispanic	23,961	1,022,296	2.3%	150.5
Unknown	2,206	400,715	0.6%	
Total	**34,164**	**2,101,365**	**1.6%**	**158.2**

COVID-19: characteristics of 2,101,365 cases

Data through Apr 13, 2021 verified as of Apr 14, 2021 at 09:25 AM

Data in this report are provisional and subject to change.

Tables below include cases in Florida residents and non-Florida residents.

All 67 Florida counties have cases:

County	FL resident cases		Non-FL resident cases	Total cases	FL resident deaths	FL death rate
Dade	458,588	22%	5,969	464,557	5,996	1.3%
Broward	222,656	11%	2,696	225,352	2,733	1.2%
Palm Beach	134,657	6%	2,475	137,132	2,704	2.0%
Orange	127,857	6%	1,982	129,839	1,216	1.0%
Hillsborough	126,868	6%	1,101	127,969	1,646	1.3%
Duval	93,077	4%	1,553	94,630	1,341	1.4%
Pinellas	73,763	4%	1,852	75,615	1,569	2.1%
Lee	63,313	3%	2,231	65,544	940	1.5%
Polk	63,457	3%	462	63,919	1,275	2.0%
Osceola	40,902	2%	731	41,633	490	1.2%
Volusia	39,798	2%	730	40,528	753	1.9%
Brevard	38,187	2%	685	38,872	836	2.2%
Pasco	38,052	2%	335	38,387	714	1.9%
Manatee	35,524	2%	838	36,362	646	1.8%
Escambia	31,641	2%	3,653	35,294	675	2.1%
Collier	32,619	2%	1,292	33,911	506	1.6%
Seminole	31,441	1%	239	31,680	475	1.5%
Sarasota	29,331	1%	1,518	30,849	804	2.7%
Leon	29,890	1%	904	30,794	307	1.0%
Marion	29,582	1%	151	29,733	939	3.2%
Lake	27,426	1%	487	27,913	615	2.2%
St. Lucie	24,730	1%	182	24,912	606	2.5%
Alachua	23,686	1%	289	23,975	262	1.1%
St. Johns	21,466	1%	301	21,767	203	0.9%
Okaloosa	19,826	1%	212	20,038	357	1.8%
Bay	18,904	1%	770	19,674	377	2.0%
Santa Rosa	17,721	1%	238	17,959	282	1.6%
Clay	17,719	1%	50	17,769	331	1.9%
Hernando	12,874	1%	96	12,970	447	3.5%
Charlotte	11,970	1%	208	12,178	400	3.3%
Indian River	11,960	1%	106	12,066	287	2.4%
Martin	11,558	1%	222	11,780	311	2.7%
Citrus	10,494	0%	93	10,587	432	4.1%
Sumter	8,931	0%	104	9,035	266	3.0%
Nassau	7,635	0%	437	8,072	123	1.6%

County	FL resident cases		Non-FL resident cases	Total cases	FL resident deaths	FL death rate
Highlands	7,892	0%	91	7,983	331	4.2%
Columbia	7,933	0%	42	7,975	164	2.1%
Walton	6,720	0%	840	7,560	85	1.3%
Flagler	6,856	0%	97	6,953	102	1.5%
Monroe	6,292	0%	382	6,674	50	0.8%
Putnam	6,173	0%	21	6,194	136	2.2%
Jackson	6,038	0%	65	6,103	156	2.6%
Gadsden	5,558	0%	17	5,575	92	1.7%
Suwannee	5,237	0%	28	5,265	137	2.6%
Hendry	4,543	0%	17	4,560	78	1.7%
Desoto	4,157	0%	26	4,183	87	2.1%
Okeechobee	3,807	0%	53	3,860	87	2.3%
Unknown	323	0%	3,182	3,505	0	0.0%
Baker	3,391	0%	18	3,409	60	1.8%
Wakulla	3,298	0%	13	3,311	54	1.6%
Levy	3,231	0%	8	3,239	47	1.5%
Hardee	2,965	0%	15	2,980	42	1.4%
Bradford	2,932	0%	13	2,945	55	1.9%
Taylor	2,698	0%	5	2,703	45	1.7%
Washington	2,678	0%	21	2,699	51	1.9%
Holmes	2,188	0%	33	2,221	48	2.2%
Madison	2,013	0%	26	2,039	44	2.2%
Gulf	1,903	0%	23	1,926	42	2.2%
Union	1,787	0%	1	1,788	71	4.0%
Calhoun	1,662	0%	3	1,665	43	2.6%
Lafayette	1,608	0%	0	1,608	26	1.6%
Hamilton	1,584	0%	20	1,604	24	1.5%
Dixie	1,565	0%	3	1,568	23	1.5%
Gilchrist	1,547	0%	5	1,552	41	2.7%
Jefferson	1,422	0%	22	1,444	27	1.9%
Franklin	1,271	0%	34	1,305	17	1.3%
Liberty	1,060	0%	1	1,061	16	1.5%
Glades	930	0%	4	934	19	2.0%
Total	**2,101,365**		**40,321**	**2,141,686**	**34,164**	**1.6%**

COVID-19: characteristics of 2,101,365 Florida resident cases

Data through Apr 13, 2021 verified as of Apr 14, 2021 at 09:25 AM

Data in this report are provisional and subject to change.

The table below includes the cities and counties of residence for cases in Florida residents based on the patient's ZIP Code. Note that city is not always received as part of the initial notification and may be missing while the case is being investigated.

City and county	Cases
Miami, Dade	265,932
Orlando, Orange	94,590
Jacksonville, Duval	87,487
Tampa, Hillsborough	73,866
Hialeah, Dade	64,253
Fort Lauderdale, Broward	47,327
Hollywood, Broward	42,241
West Palm Beach, Palm Beach	32,714
Kissimmee, Osceola	31,480
Tallahassee, Leon	28,862
Homestead, Dade	28,052
Naples, Collier	27,572
Saint Petersburg, Pinellas	26,984
Pensacola, Escambia	26,348
Fort Myers, Lee	24,536
Bradenton, Manatee	23,164
Boca Raton, Palm Beach	23,095
Lakeland, Polk	21,990
Ocala, Marion	21,744
Pompano Beach, Broward	21,106
Gainesville, Alachua	18,857
Sarasota, Sarasota	18,183
Port Saint Lucie, St. Lucie	16,469
Lake Worth, Palm Beach	16,241
Cape Coral, Lee	16,128
Miami Beach, Dade	15,022
Miramar, Broward	14,497
Clearwater, Pinellas	14,466
Coral Springs, Broward	13,106
Boynton Beach, Palm Beach	13,056
Doral, Dade	12,937
Miami Gardens, Dade	12,270
Panama City, Bay	12,008
Saint Augustine, St. Johns	11,520
Melbourne, Brevard	10,952
Winter Haven, Polk	10,639
Lehigh Acres, Lee	10,304
Delray Beach, Palm Beach	10,095
Davie, Broward	9,931
Riverview, Hillsborough	9,750
Vero Beach, Indian River	9,210
Palm Bay, Brevard	8,898
New Port Richey, Pasco	8,810
Sunrise, Broward	8,745
Milton, Santa Rosa	8,554
Saint Cloud, Osceola	8,167
Fort Pierce, St. Lucie	8,093
Coral Gables, Dade	8,077
Largo, Pinellas	8,026
Daytona Beach, Volusia	8,009
Apopka, Orange	7,886
Plantation, Broward	7,825
Spring Hill, Hernando	7,684
North Miami Beach, Dade	7,591
Davenport, Polk	7,455
Clermont, Lake	7,409
Brandon, Hillsborough	7,329
Lake City, Columbia	7,216

COVID-19: characteristics of 2,101,365 Florida resident cases

Data through Apr 13, 2021 verified as of Apr 14, 2021 at 09:25 AM

Data in this report are provisional and subject to change.

The table below includes the cities and counties of residence for cases in Florida residents based on the patient's ZIP Code. Note that city is not always received as part of the initial notification and may be missing while the case is being investigated.

City and county	Cases
Orange Park, Clay	7,204
Sanford, Seminole	7,052
Weston, Broward	7,008
Jupiter, Palm Beach	6,941
Deltona, Volusia	6,910
Plant City, Hillsborough	6,779
Deerfield Beach, Broward	6,517
Winter Garden, Orange	6,289
Tamarac, Broward	5,968
Port Charlotte, Charlotte	5,842
Palm Coast, Flagler	5,768
Wesley Chapel, Pasco	5,619
Coconut Creek, Broward	5,606
Fort Walton Beach, Okaloosa	5,481
Margate, Broward	5,459
Stuart, Martin	5,459
Palm Beach Gardens, Palm Beach	5,399
Land O Lakes, Pasco	5,307
Crestview, Okaloosa	5,279
Deland, Volusia	5,252
Winter Park, Orange	5,222
Palm Harbor, Pinellas	5,182
Wellington, Palm Beach	5,149
Oviedo, Seminole	5,145
Palmetto, Manatee	5,077
Altamonte Springs, Seminole	4,763
Lutz, Hillsborough	4,751
Port Orange, Volusia	4,689
Opa Locka, Dade	4,635
Miami Lakes, Dade	4,598
Valrico, Hillsborough	4,512
Haines City, Polk	4,492
Brooksville, Hernando	4,457
North Port, Sarasota	4,426
Middleburg, Clay	4,390
Hallandale, Broward	4,373
Venice, Sarasota	4,360
Pembroke Pines, Broward	4,335
Punta Gorda, Charlotte	4,316
Sebring, Highlands	4,268
Leesburg, Lake	4,210
Ocoee, Orange	4,205
The Villages, Sumter	4,196
Live Oak, Suwannee	4,064
Arcadia, Desoto	4,046
Saint Johns, St. Johns	4,037
Seminole, Pinellas	4,028
Ormond Beach, Volusia	4,021
Zephyrhills, Pasco	4,013
Bonita Springs, Lee	3,966
Pinellas Park, Pinellas	3,820
Okeechobee, Okeechobee	3,793
Navarre, Santa Rosa	3,701
Windermere, Orange	3,691
Longwood, Seminole	3,685
North Lauderdale, Broward	3,667
North Miami, Dade	3,649
Ruskin, Hillsborough	3,606
Immokalee, Collier	3,593

COVID-19: characteristics of 2,101,365 Florida resident cases

Data through Apr 13, 2021 verified as of Apr 14, 2021 at 09:25 AM

Data in this report are provisional and subject to change.

The table below includes the cities and counties of residence for cases in Florida residents based on the patient's ZIP Code. Note that city is not always received as part of the initial notification and may be missing while the case is being investigated.

City and county	Cases
Cocoa, Brevard	3,535
Gulf Breeze, Santa Rosa	3,332
Niceville, Okaloosa	3,303
Casselberry, Seminole	3,248
Lake Worth Beach, Palm Beach	3,177
Cantonment, Escambia	3,173
Port Richey, Pasco	3,125
Titusville, Brevard	3,119
Key West, Monroe	3,116
Hudson, Pasco	3,111
Panama City Beach, Bay	3,093
Jacksonville Beach, Duval	3,068
Dade City, Pasco	3,029
Oakland Park, Broward	2,986
North Fort Myers, Lee	2,977
Winter Springs, Seminole	2,963
Quincy, Gadsden	2,961
Crawfordville, Wakulla	2,960
Bartow, Polk	2,935
Aventura, Dade	2,932
Lake Mary, Seminole	2,905
New Smyrna Beach, Volusia	2,871
Palatka, Putnam	2,859
Kissimmee, Polk	2,815
Auburndale, Polk	2,794
Fernandina Beach, Nassau	2,762
Green Cove Springs, Clay	2,760
Cutler Ridge, Dade	2,757
Merritt Island, Brevard	2,741
Lake Wales, Polk	2,722
Ponte Vedra Beach, St. Johns	2,685
Tarpon Springs, Pinellas	2,680
Parkland, Broward	2,606
Perry, Taylor	2,529
Inverness, Citrus	2,512
Belle Glade, Palm Beach	2,493
Lynn Haven, Bay	2,493
Eustis, Lake	2,447
Loxahatchee, Palm Beach	2,438
Wimauma, Hillsborough	2,429
Cooper City, Broward	2,428
Marianna, Jackson	2,410
Royal Palm Beach, Palm Beach	2,392
Dunedin, Pinellas	2,388
Estero, Lee	2,367
Holiday, Pasco	2,365
Clewiston, Hendry	2,365
Santa Rosa Beach, Walton	2,360
Fleming Island, Clay	2,334
Key Biscayne, Dade	2,261
Sarasota, Manatee	2,251
Parrish, Manatee	2,197
Rockledge, Brevard	2,173
Odessa, Hillsborough	2,159
Defuniak Springs, Walton	2,115
Riviera Beach, Palm Beach	2,104
Chipley, Washington	2,080
Palm City, Martin	2,075
Mount Dora, Lake	2,068

COVID-19: characteristics of 2,101,365 Florida resident cases

Data through Apr 13, 2021 verified as of Apr 14, 2021 at 09:25 AM

Data in this report are provisional and subject to change.

The table below includes the cities and counties of residence for cases in Florida residents based on the patient's ZIP Code. Note that city is not always received as part of the initial notification and may be missing while the case is being investigated.

City and county	Cases
Destin, Okaloosa	2,040
Seffner, Hillsborough	2,035
Labelle, Hendry	2,030
Mulberry, Polk	2,020
Avon Park, Highlands	1,996
Starke, Bradford	1,984
Tavares, Lake	1,949
Groveland, Lake	1,893
Lithia, Hillsborough	1,875
Pinecrest, Dade	1,872
Summerfield, Marion	1,861
Maitland, Orange	1,828
Orange City, Volusia	1,827
Yulee, Nassau	1,813
Wauchula, Hardee	1,750
Palmetto Bay, Dade	1,713
Sebastian, Indian River	1,707
Macclenny, Baker	1,661
Lady Lake, Lake	1,648
Dania, Broward	1,636
Callahan, Nassau	1,629
Homosassa, Citrus	1,610
Ponte Vedra, St. Johns	1,609
Carol City, Dade	1,596
Mayo, Lafayette	1,578
Crystal River, Citrus	1,573
Coconut Grove, Dade	1,565
Bonifay, Holmes	1,563
Missing, Dade	1,557
Edgewater, Volusia	1,539
Oldsmar, Pinellas	1,514
Gibsonton, Hillsborough	1,506
Lake Placid, Highlands	1,492
Crossings, Dade	1,490
Hobe Sound, Martin	1,475
Apollo Beach, Hillsborough	1,458
Florida City, Dade	1,453
Dover, Hillsborough	1,453
Pace, Santa Rosa	1,451
Sun City Center, Hillsborough	1,413
Debary, Volusia	1,408
Lake Butler, Union	1,385
Palm Springs, Palm Beach	1,383
Atlantic Beach, Duval	1,375
Dunnellon, Marion	1,365
Madison, Madison	1,335
Biscayne Park, Dade	1,321
Belleview, Marion	1,306
Monticello, Jefferson	1,302
North Palm Beach, Palm Beach	1,292
Alachua, Alachua	1,285
Lantana, Palm Beach	1,272
Indiantown, Martin	1,256
Graceville, Jackson	1,236
South Miami, Dade	1,213
Safety Harbor, Pinellas	1,208
Williston, Levy	1,179
Century, Escambia	1,173
Jensen Beach, Martin	1,159

COVID-19: characteristics of 2,101,365 Florida resident cases

Data through Apr 13, 2021 verified as of Apr 14, 2021 at 09:25 AM

Data in this report are provisional and subject to change.

The table below includes the cities and counties of residence for cases in Florida residents based on the patient's ZIP Code. Note that city is not always received as part of the initial notification and may be missing while the case is being investigated.

City and county	Cases
Ellenton, Manatee	1,155
Newberry, Alachua	1,155
Lecanto, Citrus	1,152
Satellite Beach, Brevard	1,130
Lauderhill, Broward	1,127
Beverly Hills, Citrus	1,105
Havana, Gadsden	1,105
El Portal, Dade	1,104
Hilliard, Nassau	1,079
Freeport, Walton	1,078
Englewood, Charlotte	1,074
Trenton, Gilchrist	1,062
Wilton Manors, Broward	1,052
Wildwood, Sumter	1,044
Blountstown, Calhoun	1,043
Jasper, Hamilton	1,027
Nokomis, Sarasota	1,026
Key Largo, Monroe	1,007
Bushnell, Sumter	988
Keystone Heights, Clay	978
Hernando, Citrus	978
Frostproof, Polk	977
Wewahitchka, Gulf	974
Lauderdale Lakes, Broward	953
Sanderson, Baker	953
Medley, Dade	946
Polk City, Polk	941
Mary Esther, Okaloosa	939
Dunnellon, Citrus	933
Fellsmere, Indian River	930
Fisher Island, Dade	915
Everglades National Park, Dade	907
Shalimar, Okaloosa	906
Port Saint Joe, Gulf	898
Moore Haven, Glades	870
Marco Island, Collier	859
Coleman, Sumter	851
Cocoa Beach, Brevard	849
Minneola, Lake	838
Chiefland, Levy	831
South Bay, Palm Beach	826
Pahokee, Palm Beach	823
Bristol, Liberty	819
High Springs, Alachua	818
Cross City, Dixie	817
Trinity, Pasco	813
Spring Hill, Pasco	809
Sorrento, Lake	804
Fort Meade, Polk	802
Fruitland Park, Lake	796
Thonotosassa, Hillsborough	793
Englewood, Sarasota	785
Indialantic, Brevard	781
Glen Saint Mary, Baker	772
Marathon, Monroe	761
Southwest Ranches, Broward	750
Crescent City, Putnam	737
Miramar Beach, Walton	728
Umatilla, Lake	727

COVID-19: characteristics of 2,101,365 Florida resident cases

Data through Apr 13, 2021 verified as of Apr 14, 2021 at 09:25 AM

Data in this report are provisional and subject to change.

The table below includes the cities and counties of residence for cases in Florida residents based on the patient's ZIP Code. Note that city is not always received as part of the initial notification and may be missing while the case is being investigated.

City and county	Cases
Chattahoochee, Gadsden	727
Interlachen, Putnam	716
Fort Myers Beach, Lee	706
Olympia Heights, Dade	704
Uleta, Dade	701
West Melbourne, Brevard	692
Lake Alfred, Polk	691
Old Town, Dixie	689
Jacksonville, St. Johns	681
Coral, Dade	679
Bowling Green, Hardee	679
Lawtey, Bradford	671
Weeki Wachee, Hernando	662
Fort White, Columbia	653
Neptune Beach, Duval	650
Silver Springs, Marion	644
South Daytona, Volusia	643
Palm Beach, Palm Beach	619
Surfside, Dade	610
Baker, Okaloosa	607
Belle Isle, Orange	604
Bronson, Levy	596
Clearwater Beach, Pinellas	593
Gulfport, Pinellas	590
Bunnell, Flagler	586
Sneads, Jackson	557
Rotunda West, Charlotte	550
Jay, Santa Rosa	549
Mascotte, Lake	540
Carrabelle, Franklin	525
Hawthorne, Alachua	520
Oxford, Sumter	515
Oakland, Orange	511
Cape Canaveral, Brevard	508
Myakka City, Manatee	507
Mims, Brevard	505
Tavernier, Monroe	501
Sweetwater, Dade	495
Cottondale, Jackson	495
Citra, Marion	489
Molino, Escambia	488
Ocklawaha, Marion	487
Melbourne Beach, Brevard	486
Dundee, Polk	481
Florida State University, Leon	481
Indian Harbour Beach, Brevard	480
Alva, Lee	479
Zolfo Springs, Hardee	479
Midway, Gadsden	474
Flagler Beach, Flagler	472
Bal Harbour, Dade	471
Youngstown, Bay	468
Celebration, Osceola	468
East Palatka, Putnam	464
Missing, Volusia	452
Bell, Gilchrist	444
Altha, Calhoun	441
Webster, Sumter	439
Branford, Suwannee	433

COVID-19: characteristics of 2,101,365 Florida resident cases

Data through Apr 13, 2021 verified as of Apr 14, 2021 at 09:25 AM

Data in this report are provisional and subject to change.

The table below includes the cities and counties of residence for cases in Florida residents based on the patient's ZIP Code. Note that city is not always received as part of the initial notification and may be missing while the case is being investigated.

City and county	Cases
Apalachicola, Franklin	420
De Leon Springs, Volusia	409
Haverhill, Palm Beach	407
Archer, Alachua	401
West Miami, Dade	395
Eagle Lake, Polk	394
Centerville, Leon	394
Floral City, Citrus	387
Osprey, Sarasota	387
Missing, Orange	383
Tequesta, Palm Beach	381
Hastings, St. Johns	377
Holly Hill, Volusia	375
Chuluota, Seminole	375
Raiford, Union	369
Grand Ridge, Jackson	365
Ave Maria, Collier	364
Lake Park, Palm Beach	361
Pierson, Volusia	354
Grand Island, Lake	352
Montverde, Lake	336
Indian Rocks Beach, Pinellas	332
Greenville, Madison	332
Vernon, Washington	327
Gotha, Orange	326
Malabar, Brevard	324
Alafaya, Orange	323
Satsuma, Putnam	321
Malone, Jackson	317
Jennings, Hamilton	315
Sebastian, Brevard	312
Kenneth City, Pinellas	311
Elkton, St. Johns	310
Eastpoint, Franklin	307
Lake Panasoffkee, Sumter	307
Bryceville, Nassau	307
Fort Mccoy, Marion	306
Reddick, Marion	303
Laurel Hill, Okaloosa	303
Melrose, Putnam	301
Hallandale Beach, Broward	297
Westville, Holmes	295
Valparaiso, Okaloosa	292
Belleair, Pinellas	291
Lehigh, Lee	289
Winter Park, Seminole	289
Geneva, Seminole	287
San Antonio, Pasco	286
Anthony, Marion	284
O Brien, Suwannee	282
Greenwood, Jackson	280
Greenacres, Palm Beach	279
Ponce De Leon, Holmes	273
Morriston, Levy	273
South Pasadena, Pinellas	261
Inlet Beach, Walton	254
Fern Park, Seminole	254
Kindred, Osceola	249
Eglin Air Force Base, Okaloosa	249

COVID-19: characteristics of 2,101,365 Florida resident cases

Data through Apr 13, 2021 verified as of Apr 14, 2021 at 09:25 AM

Data in this report are provisional and subject to change.

The table below includes the cities and counties of residence for cases in Florida residents based on the patient's ZIP Code. Note that city is not always received as part of the initial notification and may be missing while the case is being investigated.

City and county	Cases
Sanibel, Lee	248
Fountain, Bay	242
White Springs, Hamilton	240
Weirsdale, Marion	240
Edgewood, Orange	239
University Of Central Fl, Orange	238
Longboat Key, Manatee	237
Lee, Madison	237
Southport, Bay	233
Islamorada, Monroe	232
Saint James City, Lee	228
Hosford, Liberty	226
Gretna, Gadsden	222
Poinciana, Polk	219
Astatula, Lake	219
Wellborn, Suwannee	216
Holt, Okaloosa	213
Madeira Beach, Pinellas	213
Lakewood Ranch, Manatee	213
Mcdavid, Escambia	211
Juno Beach, Palm Beach	207
Howey-In-The-Hills, Lake	207
Holmes Beach, Manatee	205
Micanopy, Alachua	201
Bay Harbor Islands, Dade	201
Cutler Bay, Dade	199
Babson Park, Polk	199
Lake Helen, Volusia	199
Lauderdale By The Sea, Broward	194
Atlantis, Palm Beach	194
Altoona, Lake	194
Mcalpin, Suwannee	191
Sopchoppy, Wakulla	191
Zellwood, Orange	190
Azalea Park, Orange	190
Alford, Jackson	188
The Villages, Marion	183
Center Hill, Sumter	182
The Villages, Lake	182
Osteen, Volusia	180
Odessa, Pasco	177
Viera, Brevard	175
Mangonia Park, Palm Beach	169
Summerland Key, Monroe	168
Hypoluxo, Palm Beach	167
Golden Beach, Dade	167
University Of Miami, Dade	166
Bokeelia, Lee	163
Oak Hill, Volusia	162
Caryville, Washington	161
Ponce Inlet, Volusia	161
Pomona Park, Putnam	160
University Of Fl, Alachua	156
Lutz, Pasco	156
Grant-Valkaria, Brevard	156
Paisley, Lake	155
Rocky Point, Hillsborough	155
Lockhart, Orange	154
Bay Lake, Orange	153

COVID-19: characteristics of 2,101,365 Florida resident cases

Data through Apr 13, 2021 verified as of Apr 14, 2021 at 09:25 AM

Data in this report are provisional and subject to change.

The table below includes the cities and counties of residence for cases in Florida residents based on the patient's ZIP Code. Note that city is not always received as part of the initial notification and may be missing while the case is being investigated.

City and county	Cases
Missing, Lee	153
Sumterville, Sumter	151
Big Pine Key, Monroe	148
Citrus Springs, Citrus	148
Hollister, Putnam	146
Hiawassee, Orange	145
Lady Lake, Sumter	143
Carrollwood, Hillsborough	143
Clair-Mel City, Hillsborough	139
San Mateo, Putnam	137
Inglis, Levy	134
Christmas, Orange	133
Cloud Lake, Palm Beach	131
Lake Hamilton, Polk	131
Baldwin, Duval	129
Kendall, Dade	128
Apopka, Seminole	128
Hampton, Bradford	127
Steinhatchee, Taylor	126
West Park, Broward	126
Clarksville, Calhoun	125
Buena Ventura Lakes, Osceola	124
Matlacha, Lee	123
University Of Central Florida, Orange	121
Placida, Charlotte	120
Belleair Beach, Pinellas	118
Lighthouse Point, Broward	116
Tierra Verde, Pinellas	116
Missing, Pinellas	116
Missing, St. Johns	113
Temple Terrace, Hillsborough	113
Dania Beach, Broward	110
Saint Leo, Pasco	110
Harmony, Osceola	110
Barry University, Dade	109
Callaway, Bay	109
Cedar Key, Levy	108
Seville, Volusia	108
City Of Sunrise, Broward	107
Missing, Sumter	107
Astor, Lake	106
Panacea, Wakulla	106
Bradenton Beach, Manatee	105
Sunny Isles Beach, Dade	104
Hurlburt Field, Okaloosa	104
Dinsmore, Duval	104
Lamont, Jefferson	102
Canal Point, Palm Beach	102
Brooker, Bradford	101
Barefoot Bay, Brevard	98
South Fort Myers, Lee	98
Tyndall Air Force Base, Bay	98
Fruit Cove, St. Johns	98
Florahome, Putnam	96
Kathleen, Polk	96
Florida Gulf Coast Univ, Lee	96
Waldo, Alachua	96
Bascom, Jackson	96
University Of South Florida, Hillsborough	95

COVID-19: characteristics of 2,101,365 Florida resident cases

Data through Apr 13, 2021 verified as of Apr 14, 2021 at 09:25 AM

Data in this report are provisional and subject to change.

The table below includes the cities and counties of residence for cases in Florida residents based on the patient's ZIP Code. Note that city is not always received as part of the initial notification and may be missing while the case is being investigated.

City and county	Cases
Princeton, Dade	94
Crystal Beach, Pinellas	91
Pinetta, Madison	90
Maitland, Seminole	90
Lorida, Highlands	87
Missing, Lake	86
Ocean Ridge, Palm Beach	85
Missing, Marion	84
Missing, St. Lucie	84
Fort Denaud, Hendry	83
F M, Lee	83
Yalaha, Lake	79
Boca Grande, Lee	79
Patrick Air Force Base, Brevard	77
Saint Pete Beach, Pinellas	77
Welaka, Putnam	76
Eatonville, Orange	76
Palma Ceia, Hillsborough	74
Avon Park, Polk	73
Campbellton, Jackson	72
Cudjoe Key, Monroe	71
North Venice, Sarasota	71
Ochopee, Collier	70
Air Mail Facility, Dade	69
Anna Maria, Manatee	67
Greensboro, Gadsden	66
Missing, Duval	66
Reunion, Osceola	64
Missing, Pasco	64
Stock Island, Monroe	64
Destin, Walton	63
Miami Springs, Dade	62
Felda, Hendry	62
Missing, Palm Beach	62
North Redington Beach, Pinellas	61
Treasure Island, Pinellas	61
Northdale, Hillsborough	60
Mexico Beach, Bay	60
Bonita Beach, Lee	59
Georgetown, Putnam	59
Micco, Brevard	58
Orlando, Seminole	58
Okahumpka, Lake	57
Bellview, Escambia	57
Duette, Manatee	57
Lake Suzy, Desoto	55
Miromar Lakes, Lee	54
University Of Tampa, Hillsborough	54
Ona, Hardee	54
Missing, Santa Rosa	54
Walnut Hill, Escambia	53
Enterprise, Volusia	53
Heathrow, Seminole	53
Orlando, Dade	52
Singer Island, Palm Beach	52
Town N Country, Hillsborough	50
Green Acres, Palm Beach	49
Palm Beach Shores, Palm Beach	49
Miami, Unknown	49

COVID-19: characteristics of 2,101,365 Florida resident cases

Data through Apr 13, 2021 verified as of Apr 14, 2021 at 09:25 AM

Data in this report are provisional and subject to change.

The table below includes the cities and counties of residence for cases in Florida residents based on the patient's ZIP Code. Note that city is not always received as part of the initial notification and may be missing while the case is being investigated.

City and county	Cases
Salt Springs, Marion	49
Aloma, Orange	49
Terra Ceia, Manatee	49
Intercession City, Osceola	48
Cinco Bayou, Okaloosa	47
Highland City, Polk	46
Eaton Park, Polk	45
Village Wellington, Palm Beach	45
Naranja, Dade	45
Orlando, Osceola	45
Sewalls Point, Martin	45
Florida International Univ, Dade	45
Florence Villa, Polk	45
Ebro, Washington	45
Waverly, Polk	45
Bayonet Point, Pasco	44
Key Colony Beach, Monroe	44
Gulf Breeze, Escambia	43
Stetson University, Volusia	43
Kenansville, Osceola	43
Missing, Hillsborough	43
Manalapan, Palm Beach	43
Missing, Broward	43
Miami, Broward	42
Village Of Wellington, Palm Beach	42
Lacoochee, Pasco	42
Saint Johns, Duval	40
Cortez, Manatee	40
Florida A And M University, Leon	38
Jupiter, Martin	38
Miami Shores, Dade	38
Hialeah Gardens, Dade	38
Orlando, Broward	38
Lakeshore, Polk	37
Orlando, Volusia	37
Eloise, Polk	37
Pasadena, Pinellas	37
Ponte Vedra, Duval	37
North Bay Village, Dade	36
Highland Beach, Palm Beach	36
Tice, Lee	36
Bay Pines, Pinellas	35
Davenport, Osceola	35
Ridge Manor, Pasco	35
Orlando, Polk	35
Bonaventure, Broward	35
Lulu, Columbia	35
Missing, Seminole	34
Univ Of Fl Student Dorms, Alachua	34
Sugarloaf Key, Monroe	34
Siesta Key, Sarasota	34
Flemington, Marion	34
Bayshore Gardens, Manatee	34
Lealman, Pinellas	34
Homeland, Polk	33
City Of Westlake, Palm Beach	33
Hallandle Beach, Broward	33
Palm Shores, Brevard	33
Venus, Highlands	33

COVID-19: characteristics of 2,101,365 Florida resident cases

Data through Apr 13, 2021 verified as of Apr 14, 2021 at 09:25 AM

Data in this report are provisional and subject to change.

The table below includes the cities and counties of residence for cases in Florida residents based on the patient's ZIP Code. Note that city is not always received as part of the initial notification and may be missing while the case is being investigated.

City and county	Cases
Dowling Park, Suwannee	33
Poinciana, Osceola	33
Pine Hills, Orange	32
Wekiva Springs, Seminole	32
Bagdad, Santa Rosa	32
Westlake, Palm Beach	32
Alturas, Polk	31
South Palm Beach, Palm Beach	31
Mcintosh, Marion	30
Nocatee, Desoto	30
Indian Lake Estates, Polk	30
Saint Marks, Wakulla	30
Kinard, Calhoun	30
Chokoloskee, Collier	29
Penney Farms, Clay	29
Bonita Springs, Collier	29
Sydney, Hillsborough	29
Westchase, Hillsborough	29
Missing, Manatee	28
Orlando, Hillsborough	28
Homosassa Springs, Citrus	28
Pine Castle, Orange	28
Horseshoe Beach, Dixie	28
Pensacola Beach, Santa Rosa	28
Little Torch Key, Monroe	28
Bradley, Polk	28
Pembroke Park, Broward	27
Archer, Levy	27
Florida State, Leon	27
Caryville, Holmes	27
Palmdale, Glades	26
Long Key, Monroe	26
Tangerine, Orange	26
Fort Lauderdale, Dade	26
New Smyrna, Volusia	26
Missing, Monroe	25
Earleton, Alachua	25
Orange Lake, Marion	25
Missing, Indian River	25
South Miami Heights, Dade	25
Sparr, Marion	25
Yankeetown, Levy	25
Labelle, Glades	25
Hawthorne, Putnam	24
Wabasso, Indian River	24
Santa Fe, Alachua	24
Missing, Escambia	24
Goulds, Dade	24
Balm, Hillsborough	24
Tioga, Alachua	23
Boca Raton, Broward	23
Missing, Brevard	23
Loughman, Polk	23
Bostwick, Putnam	23
Wekiwa Springs, Seminole	23
Paxton, Walton	23
Wausau, Washington	22
Plymouth, Orange	22
Florida Dept Of Corrections, Union	22

COVID-19: characteristics of 2,101,365 Florida resident cases

Data through Apr 13, 2021 verified as of Apr 14, 2021 at 09:25 AM

Data in this report are provisional and subject to change.

The table below includes the cities and counties of residence for cases in Florida residents based on the patient's ZIP Code. Note that city is not always received as part of the initial notification and may be missing while the case is being investigated.

City and county	Cases
Citrus Ridge, Indian River	22
Crystal Springs, Pasco	22
Laud-By-The-Sea, Broward	22
Missing, Okaloosa	22
Kissimmee, Orange	22
La Crosse, Alachua	22
Missing, Citrus	22
Union Park, Orange	22
Perdido Key, Escambia	21
Sun City, Hillsborough	21
Florida International University, Dade	21
Branford, Lafayette	21
Everglades City, Collier	21
Redington Shores, Pinellas	21
Fort Ogden, Desoto	21
Bonifay, Washington	21
Champions Gate, Polk	21
Mango, Hillsborough	20
Buckingham, Lee	20
Candler, Marion	20
Ramrod Key, Monroe	20
Trenton, Levy	20
Mexico Beach, Gulf	20
Indian River Shores, Indian River	20
Babcock Ranch, Lee	19
Tallevast, Manatee	19
High Springs, Gilchrist	19
Lowell, Marion	19
Lake Buena Vista, Orange	19
Parker, Bay	19
Forest City, Orange	19
Wildlight, Nassau	19
Orlando, Palm Beach	19
Johns Pass Village, Pinellas	18
Hollywood, Dade	18
Jensen Beach, St. Lucie	18
Lake Como, Putnam	18
Belleair Bluffs, Pinellas	18
Brooksville, Pasco	18
Missing, Collier	18
Maxville, Duval	18
Florida State Univ Admin, Leon	18
Nalcrest, Polk	18
Lakewood Ranch, Sarasota	18
Gulf Stream, Palm Beach	18
Goodland, Collier	18
Webster, Hernando	17
Missing, Martin	17
Nichols, Polk	17
Shady Hills, Pasco	17
Golden Oak, Orange	17
Graceville, Holmes	17
West Panama City Beach, Bay	17
Trilby, Pasco	17
Wewahitchka, Calhoun	16
Daytona Beach Shores, Volusia	16
Otter Creek, Levy	16
Woodville, Leon	16
Gulf Hammock, Levy	16

COVID-19: characteristics of 2,101,365 Florida resident cases

Data through Apr 13, 2021 verified as of Apr 14, 2021 at 09:25 AM

Data in this report are provisional and subject to change.

The table below includes the cities and counties of residence for cases in Florida residents based on the patient's ZIP Code. Note that city is not always received as part of the initial notification and may be missing while the case is being investigated.

City and county	Cases
Hernando Beach, Hernando	16
Hutchinson Island, St. Lucie	16
Suwannee, Dixie	16
Graham, Bradford	16
Mount Dora, Orange	16
Missing, Bay	15
Hillsboro Beach, Broward	15
Braden River, Manatee	15
White Springs, Columbia	15
Orlando, Pinellas	15
Lake City, Suwannee	15
Winter Garden, Lake	15
Orlando, Lake	15
Saint Lucie West, St. Lucie	15
Eau Gallie, Brevard	15
Lake Monroe, Seminole	14
Watersound, Walton	14
Jacksonville, Unknown	14
Murdock, Charlotte	14
Copeland, Collier	14
Indian Creek Village, Dade	14
Village Of Palmetto Bay, Dade	14
Wahneta, Polk	14
Laurel Hill, Walton	14
Roseland, Indian River	13
Virginia Gardens, Dade	13
Mount Plymouth, Lake	13
Gonzalez, Escambia	13
Kingsley Lake, Bradford	13
Steinhatchee, Dixie	13
Long Boat Key, Manatee	13
Orlando, Brevard	13
Saint George Island, Franklin	13
Deer Island, Lake	13
Fort Charlotte, Charlotte	13
Choctaw Beach, Okaloosa	13
Miami Gardens, Broward	12
Hialeah, Unknown	12
East Lake, Marion	12
Alys Beach, Bay	12
Unknown, Dade	12
Umatilla, Marion	12
Babcock Ranch, Charlotte	12
Los Angeles, Dade	12
Pensacola Beach, Escambia	12
Rosemary Beach, Walton	12
Missing, Putnam	12
Elfers, Pasco	12
Holder, Citrus	12
Leisure City, Dade	12
Durant, Hillsborough	12
Dade City, Hernando	11
Citrus Hills, Citrus	11
Greenville, Taylor	11
Ozona, Pinellas	11
Cypress, Jackson	11
Naples, Lee	11
Deerfield Beach, Palm Beach	11
Captiva, Lee	11

COVID-19: characteristics of 2,101,365 Florida resident cases

Data through Apr 13, 2021 verified as of Apr 14, 2021 at 09:25 AM

Data in this report are provisional and subject to change.

The table below includes the cities and counties of residence for cases in Florida residents based on the patient's ZIP Code. Note that city is not always received as part of the initial notification and may be missing while the case is being investigated.

City and county	Cases
Missing, Polk	11
Orlando, Unknown	10
University Park, Manatee	10
Grandin, Putnam	10
Telogia, Liberty	10
Missing, Taylor	10
Hialeah, Broward	10
Gibsonia, Polk	10
Redington Beach, Pinellas	10
Haines Creek, Lake	10
Forest City, Seminole	10
Missing, Nassau	10
Fanning Springs, Gilchrist	10
Missing, Unknown	10
Passport, Unknown	10
Seacrest, Walton	10
Briny Breezes, Palm Beach	10
Orlando, Duval	10
Orlando, Leon	10
Perrine, Dade	10
Saint Augustine, Duval	9
West Delray Beach, Palm Beach	9
Basinger, Okeechobee	9
Grant Valkaria, Brevard	9
Nobleton, Hernando	9
Day, Lafayette	9
Ybor City, Hillsborough	9
Lloyd, Jefferson	9
Lamont, Madison	9
Rubonia, Manatee	9
Innovation, Pasco	9
Barberville, Volusia	9
Cottondale, Washington	9
Goldenrod, Seminole	9
Scottsmoor, Brevard	9
Sea Ranch Lakes, Broward	9
Palma Sola, Manatee	9
Beverly Beach, Flagler	9
Saint Augustine Beach, St. Johns	9
Putnam Hall, Putnam	9
Ferndale, Lake	9
Fairfield, Marion	8
Fort Walton Beach, Unknown	8
Cross Creek, Alachua	8
Indian Shores, Pinellas	8
Palm City, St. Lucie	8
Seybold, Dade	8
Holt, Santa Rosa	8
White City, Gulf	8
Worthington Springs, Union	8
Pine Ridge, Citrus	8
Missing, Sarasota	8
Jerome, Collier	8
Ponce De Leon, Walton	8
Keystone Heights, Bradford	8
Evinston, Alachua	8
Salem, Taylor	8
Orange Springs, Marion	8
Weirsdale, Lake	7

COVID-19: characteristics of 2,101,365 Florida resident cases

Data through Apr 13, 2021 verified as of Apr 14, 2021 at 09:25 AM

Data in this report are provisional and subject to change.

The table below includes the cities and counties of residence for cases in Florida residents based on the patient's ZIP Code. Note that city is not always received as part of the initial notification and may be missing while the case is being investigated.

City and county	Cases
Fernandina, Nassau	7
Missing, Flagler	7
East Rockland Key, Monroe	7
Anastasia Island, St. Johns	7
Port Saint John, Brevard	7
Orange Park, Duval	7
Orlando, Pasco	7
Longboat Key, Sarasota	7
Missing, Clay	7
Maitland, Volusia	7
Switzerland, St. Johns	7
Aripeka, Pasco	7
Valkaria, Brevard	7
Orlando, Alachua	7
Quail Heights, Dade	7
River Ranch, Polk	7
Okeechobee, Glades	7
Niceville, Walton	7
Punta Gorda, Lee	6
Deland, Lake	6
Sunny Hills, Washington	6
Orlando, Flagler	6
Orlando, Marion	6
Shady Grove, Taylor	6
Missing, Walton	6
Labelle, Lee	6
Port Salerno, Martin	6
Ridge Manor Estates, Sumter	6
Maitland, Hillsborough	6
Winter Park, Polk	6
Winderemere, Orange	6
Lake Worth, Broward	6
Grove City, Charlotte	6
Coco River, Collier	6
Eglin, Okaloosa	6
Bruce, Holmes	6
Morriston, Marion	6
Duck Key, Monroe	6
Newberry, Gilchrist	6
Miccosukee, Leon	6
Glenwood, Volusia	6
Orchid, Indian River	6
Pensacola, Unknown	6
Mayport Naval Station, Duval	6
Lake Butler, Bradford	6
Maitland, Osceola	6
Inglis, Citrus	6
Bradenton, Sarasota	6
Oneco, Manatee	6
Pompano Beach, Palm Beach	5
Orlando, Manatee	5
Ocoee, Lake	5
Okeechobee, Martin	5
Wakulla Springs, Wakulla	5
Island Grove, Alachua	5
Missing, Alachua	5
Miami Beach, Unknown	5
Alys Beach, Walton	5
Point Washington, Walton	5

COVID-19: characteristics of 2,101,365 Florida resident cases

Data through Apr 13, 2021 verified as of Apr 14, 2021 at 09:25 AM

Data in this report are provisional and subject to change.

The table below includes the cities and counties of residence for cases in Florida residents based on the patient's ZIP Code. Note that city is not always received as part of the initial notification and may be missing while the case is being investigated.

City and county	Cases
University Of Central Fl, Martin	5
Williston, Marion	5
Clarcona, Orange	5
Okeechobee, Osceola	5
Psl, Unknown	5
San Carlos Park, Lee	5
University Of Central Fl, Hillsborough	5
Cape Haze, Charlotte	5
Bayou George, Bay	5
Boynton Beach, Broward	5
Missing, Osceola	5
Miramar, Dade	5
Miami Gardens, Unknown	5
Kissimmee, Unknown	5
Fort Lauderdale, Palm Beach	5
Jacksonville Naval Air Station, Duval	5
Ebro, Bay	5
Westchester, Dade	5
Mid Florida, Seminole	5
Ocean Breeze, Martin	5
Missing, Columbia	5
Missing, Highlands	5
Missing, Leon	5
Missing, Hernando	5
Milton, Escambia	5
Mayport, Duval	5
Inlet Beach, Bay	5
Pass, Unknown	5
Stuart, St. Lucie	5
Miami, Palm Beach	5
Live Oak, Madison	4
Loxahatchee Groves, Palm Beach	4
Fort Lauderdale, Unknown	4
West Bradenton, Manatee	4
Jacksonville, Clay	4
Greenville, Jefferson	4
Clermont, Polk	4
Marina Del Rey, Dade	4
Oklawaha, Marion	4
Lake Harbor, Palm Beach	4
Glen Ridge, Palm Beach	4
Coconut Creek, Palm Beach	4
Orem, Palm Beach	4
Pensacola, Santa Rosa	4
Margate, Unknown	4
Melrose, Bradford	4
Los Angeles, Broward	4
Highland Park, Polk	4
Jacksonville, Dade	4
Branford, Gilchrist	4
Clewiston, Palm Beach	4
Conch Key, Monroe	4
Lamont, Taylor	4
Lazy Lake, Broward	4
Wacissa, Jefferson	4
Sugarloaf, Monroe	4
Sandestin, Walton	4
Seacrest, Bay	4
Pompano Beach, Dade	4

COVID-19: characteristics of 2,101,365 Florida resident cases

Data through Apr 13, 2021 verified as of Apr 14, 2021 at 09:25 AM

Data in this report are provisional and subject to change.

The table below includes the cities and counties of residence for cases in Florida residents based on the patient's ZIP Code. Note that city is not always received as part of the initial notification and may be missing while the case is being investigated.

City and county	Cases
Bella Collina, Lake	4
Bonnie, Dade	4
Delray Beach, Broward	4
El Jobean, Charlotte	4
Marathon Shores, Monroe	4
High Springs, Columbia	4
Hinsdale, Manatee	4
Jonesville, Alachua	4
International Service Center, Dade	4
Hollywood, Unknown	4
Indian Rock Beach, Pinellas	4
Bowling Green, Polk	4
Cypress Gardens, Polk	4
N/A, Unknown	4
Monticello, Madison	3
Samoset, Manatee	3
San Fernando, Unknown	3
Plantation Key, Monroe	3
North Miami Beach, Broward	3
Vernon, Bay	3
Crestview, Walton	3
Cross Key, Monroe	3
Cape San Blas, Gulf	3
Apopka, Lake	3
Green Cove Springs, Duval	3
Fpo, Duval	3
Fernandina Beach, Duval	3
Mayport Naval Housing, Duval	3
Julington Creek, St. Johns	3
Jupiter Island, Martin	3
Kathleen, Pasco	3
Marco Island, Lee	3
Miramar, Unknown	3
Naples, Unknown	3
Alford, Washington	3
Pass-A-Grille, Pinellas	3
Okeechobee, Highlands	3
Ocean Reef Club, Monroe	3
Vero Beach, St. Lucie	3
Winter Park, Volusia	3
Westville, Walton	3
Pembroke Lakes, Broward	3
Orlo Vista, Orange	3
Milligan, Okaloosa	3
Land O Lakes, Hillsborough	3
Lady Lake, Marion	3
Jacksonville , Duval	3
Homeless, Hillsborough	3
Brooklyn, Broward	3
Ft Pierce, St. Lucie	3
Chicago, Lee	3
Coraopolis, Citrus	3
Champions Gate, Osceola	3
Bristol, Calhoun	3
Jacksonville, Alachua	3
Sharpes, Brevard	3
Sorrento, Orange	3
Stuart, Palm Beach	3
Pompano Beach, Unknown	3

COVID-19: characteristics of 2,101,365 Florida resident cases

Data through Apr 13, 2021 verified as of Apr 14, 2021 at 09:25 AM

Data in this report are provisional and subject to change.

The table below includes the cities and counties of residence for cases in Florida residents based on the patient's ZIP Code. Note that city is not always received as part of the initial notification and may be missing while the case is being investigated.

City and county	Cases
North Fort Myers, Charlotte	3
Inverness, Polk	3
Pass, Dade	3
Vero Beach, Brevard	3
Pp, Dade	3
Pp, Unknown	3
Wimauma, Manatee	3
Woodside, Broward	3
Brewton, Escambia	3
Apopka, Broward	3
Lanark Village, Franklin	3
Maitland, Polk	3
Miami Shores, Broward	3
Pineland, Lee	3
Tampa, Pinellas	3
Tampa Palms, Hillsborough	3
Tarpon Springs, Pasco	3
Winter Garden, Seminole	3
Ludlam, Dade	3
Laurel, Sarasota	3
Clermont, Orange	3
West Palm Beach, Broward	3
Wildwood, Marion	3
Village Of Golf, Palm Beach	3
Saint Augusaintine Beach, St. Johns	3
Saint Petersburg, Hillsborough	3
Port Saint Lucie, Martin	3
Palm Coast, Volusia	3
Missing, Jackson	3
Fort Myers, Unknown	3
Bradington, Manatee	3
Blountstown, Liberty	3
Loxahatchee, Broward	3
Miami, Orange	3
Lynbrook, Broward	3
Lakeland, Hillsborough	3
Lake Geneva, Clay	3
Lake City, Duval	3
Hallandale Beach, Unknown	3
Immokalee, Lee	3
Hallandale Beach, Dade	2
Lutz, Pinellas	2
Los Angeles, Okaloosa	2
Louisville, Manatee	2
Lawtey, Union	2
Blountstown, Jackson	2
Alligator Point, Franklin	2
Coconut Creek, Unknown	2
Crawfordville, Leon	2
Eatonville, Lake	2
Mount Pleasant, Gadsden	2
None, Dade	2
Navarre, Okaloosa	2
Opa Locka, Broward	2
Port Charlotte, Unknown	2
Phoenix, Lake	2
Seven Springs, Pasco	2
Upper Key Largo, Monroe	2
University Of Central Florida, Brevard	2

COVID-19: characteristics of 2,101,365 Florida resident cases

Data through Apr 13, 2021 verified as of Apr 14, 2021 at 09:25 AM

Data in this report are provisional and subject to change.

The table below includes the cities and counties of residence for cases in Florida residents based on the patient's ZIP Code. Note that city is not always received as part of the initial notification and may be missing while the case is being investigated.

City and county	Cases
West Villages, Sarasota	2
Zellwood, Lake	2
Bronx, Seminole	2
Doctors Inlet, Clay	2
Bonifay, Jackson	2
Bonnie, Duval	2
Bonnie, Sarasota	2
Lake Helen, Orange	2
Lecanto, Marion	2
Maitland, Leon	2
Fort Myers, Collier	2
Fort Pierce, Martin	2
Weston, Dade	2
West Palm Beach, Dade	2
Winter Park, Leon	2
Palm Springs North, Dade	2
Redland, Dade	2
St John, Broward	2
Melrose, Alachua	2
Olustee, Baker	2
Orlando, Santa Rosa	2
Orlando, Charlotte	2
Maitland, Lake	2
Hialeah Lakes, Dade	2
Hialeah, Orange	2
Jan Phyl Village, Polk	2
Moore Haven, Hendry	2
Naples, Broward	2
Cassadaga, Volusia	2
Fort Walton Beach, Walton	2
Duke Field Air Force Station, Okaloosa	2
Dunnellon, Levy	2
Yalhala, Lake	2
University Of Central Florida, Palm Beach	2
University Of Central Florida, Pinellas	2
Provo, Broward	2
Portland, Unknown	2
Sumatra, Liberty	2
University Of Central Florida, Broward	2
Saint Teresa, Wakulla	2
West Point, Lee	2
Orlando, Okaloosa	2
Maitland, Pasco	2
Madison, Unknown	2
Ocala, Unknown	2
North Miami, Broward	2
Miamt, Dade	2
Florida Power & Light Co, Dade	2
Amelia City, Nassau	2
Apopka, Unknown	2
Alligator Point, Wakulla	2
Chipley, Jackson	2
Ormond Beach, Flagler	2
Noma, Holmes	2
Panama City, Unknown	2
Pembroke Pines, Dade	2
Summerfield, Unknown	2
Tampa, Hernando	2
Sebring, Desoto	2

COVID-19: characteristics of 2,101,365 Florida resident cases

Data through Apr 13, 2021 verified as of Apr 14, 2021 at 09:25 AM

Data in this report are provisional and subject to change.

The table below includes the cities and counties of residence for cases in Florida residents based on the patient's ZIP Code. Note that city is not always received as part of the initial notification and may be missing while the case is being investigated.

City and county	Cases
Saint Lucie Village, St. Lucie	2
Wauchula, Desoto	2
Vero Beach, Unknown	2
Yeehaw, Okeechobee	2
Marina Del Rey, Broward	2
Longview, Dade	2
Melrose, Clay	2
Mesa, Unknown	2
Jacksonville Naval Hospital, Duval	2
Hosford, Calhoun	2
Aventura, Broward	2
000000, Unknown	2
Dfafs, Okaloosa	2
Fort Lauderdale, Alachua	2
Doral, Unknown	2
Bay Harbor Islands, Unknown	2
Alachua, Duval	2
Carl Fisher, Dade	2
Cross City, Taylor	2
Fisher Island, Unknown	2
Jupiter, Dade	2
Micanopy, Marion	2
Lakeland, Unknown	2
Port Saint Lucie, Palm Beach	2
Red Bay, Holmes	2
Saint Marys, Nassau	2
Sutton, Pasco	2
Tequesta, Martin	2
West Lafayette, Broward	2
Windermere, Lake	2
Winter Springs, Orange	2
Windermere, Hillsborough	2
Venice, Dade	2
Orlando, Escambia	2
Pompano Beach, Osceola	2
Port Charlotte, Lee	2
Port St. Lucie, St. Lucie	2
Sand Lake, Orange	2
University Of Central Fl, Seminole	2
Union, Manatee	2
Swansea, Lee	2
Altamonte Springs, Orange	2
At Large, Broward	2
Boys Ranch, Suwannee	2
Fort Pierce, Brevard	2
Graceville, Unknown	2
Eatonville, Polk	2
New Port Richey, Hillsborough	2
Mims, Volusia	2
Missing, Washington	2
Miami, Martin	2
Jena, Taylor	2
Labelle, Collier	2
Long Beach, Orange	2
Marysville, Dade	2
Lake Clarke Shores, Palm Beach	2
Fl State Univ Student, Leon	2
Callahan, Duval	2
Dade City, Unknown	2

COVID-19: characteristics of 2,101,365 Florida resident cases

Data through Apr 13, 2021 verified as of Apr 14, 2021 at 09:25 AM

Data in this report are provisional and subject to change.

The table below includes the cities and counties of residence for cases in Florida residents based on the patient's ZIP Code. Note that city is not always received as part of the initial notification and may be missing while the case is being investigated.

City and county	Cases
Defuniak Springs, Okaloosa	2
Cibolo, Orange	2
Claysville, Hernando	2
Crescent Beach, Sarasota	2
Tampa, Broward	2
Tarpon Springs, Hillsborough	2
Seguin, Unknown	2
Sarasota, Unknown	2
Sunrise, Unknown	2
South Miami, Broward	2
Orlando, St. Lucie	2
Port Canaveral, Brevard	2
Monument, Broward	2
Oakland Park, Unknown	2
Ocala, Duval	1
North Porte, Unknown	1
Notrealville, Polk	1
Nashville, Palm Beach	1
Okeechobi, Unknown	1
Orem, Dade	1
Orlando, Citrus	1
Orlando, Collier	1
Orlando, Hernando	1
Morrisville, Palm Beach	1
Mokena, Lee	1
Myrtle Beach, Broward	1
North Brunswick, St. Lucie	1
North Grafton, Dade	1
North Lauderdale, Unknown	1
Rye, Palm Beach	1
San Marcos, Unknown	1
Ridgewood, Lee	1
Roayl Palm Beach, Palm Beach	1
Roseville, Broward	1
Punta Gorda, Sarasota	1
Putnam, Putnam	1
Orlando, Walton	1
Oviedo, Lake	1
Orlando, St. Johns	1
Plantation, Leon	1
Pooler, Broward	1
Pensacola, Dade	1
Panomo City, Bay	1
Parrish, Sarasota	1
St Cloud, Orange	1
St Helena Is, Dade	1
Surprise, Unknown	1
Syracuse, Unknown	1
Saint Petersburg, Bay	1
Tinley Park, Manatee	1
Twentynine Palms, Broward	1
Unknown, Manatee	1
Venezuela, Unknown	1
Vernon, Walton	1
Waukesha, Volusia	1
West Miami, Unknown	1
Wilmington, Charlotte	1
Windermere, Alachua	1
Winfield, Hillsborough	1

COVID-19: characteristics of 2,101,365 Florida resident cases

Data through Apr 13, 2021 verified as of Apr 14, 2021 at 09:25 AM

Data in this report are provisional and subject to change.

The table below includes the cities and counties of residence for cases in Florida residents based on the patient's ZIP Code. Note that city is not always received as part of the initial notification and may be missing while the case is being investigated.

City and county	Cases
Winter Garden, Unknown	1
Winter Park, Brevard	1
Winter Park, Unknown	1
Whippany, Volusia	1
Xifamk, Dade	1
Crestview, Broward	1
Clearwater, Leon	1
Charlotte, Alachua	1
Defuniak Springs, Unknown	1
Daytona Beach, Orange	1
Deerfield Beach, Polk	1
Dalecity, Okaloosa	1
Crystal River, Marion	1
Fayetteville, Broward	1
Fellsmere, Brevard	1
Florida City, Unknown	1
Fort Lauderdale, Collier	1
Fort Myers, Alachua	1
El Dorado, Palm Beach	1
East Setauket, Palm Beach	1
Dona Vista, Lake	1
Canton, Duval	1
Cantonment, Santa Rosa	1
Brunswick, Polk	1
Bryceville, Duval	1
Bradentom, Manatee	1
Bradenton, Lee	1
Boca Raton, Dade	1
Boca Raton, Madison	1
Bogota, Unknown	1
Bal Harbour, Broward	1
Atlanta, Walton	1
Attalla, Broward	1
Auburn, Palm Beach	1
Autaugaville, Broward	1
Apopka, Volusia	1
Alachua, Suwannee	1
Alafaya, Broward	1
Alafaya, Pinellas	1
Fleming Island, Duval	1
Gainesville, Levy	1
Great Neck, Dade	1
Glen Cove, Unknown	1
Glen Saint Mary, Duval	1
Golden Oak, Hillsborough	1
Golf, Palm Beach	1
Greensboro, Leon	1
Immokalee, Walton	1
Lake Forest, Collier	1
Merrick, Palm Beach	1
Metter, Manatee	1
Miami, Osceola	1
Miamiardens, Unknown	1
Miamksaohes, Dade	1
Irmo, Unknown	1
Jacksonville, Baker	1
Jacksonville, Marion	1
Key West, Palm Beach	1
Kilgore, Dade	1

COVID-19: characteristics of 2,101,365 Florida resident cases

Data through Apr 13, 2021 verified as of Apr 14, 2021 at 09:25 AM

Data in this report are provisional and subject to change.

The table below includes the cities and counties of residence for cases in Florida residents based on the patient's ZIP Code. Note that city is not always received as part of the initial notification and may be missing while the case is being investigated.

City and county	Cases
Jupiter Inlet, Palm Beach	1
Land O Lakes, Unknown	1
Lawton, Okaloosa	1
Levittown, Palm Beach	1
Lima, Manatee	1
Lima, Volusia	1
Macclenny, Dixie	1
Madison, Jefferson	1
Maitland, Collier	1
Litchfield Park, Monroe	1
Littleton, St. Johns	1
Lake In The Hills, Broward	1
Lake Worth, Unknown	1
Lauderhill, Unknown	1
Indianapolis, Lee	1
Jupiter, Pinellas	1
Kansas City, Palm Beach	1
Gwynn Oak, Polk	1
Milford, Bay	1
Milford, Unknown	1
Melbourne, Volusia	1
Mattoon, Lee	1
Marianna, Leon	1
Marianna, Washington	1
Mary Esther, Hillsborough	1
Los Angeles, Orange	1
Maitland, Palm Beach	1
Longwood, Unknown	1
Missing, Franklin	1
Newaygo, Charlotte	1
North Port, Charlotte	1
New Canaan, Dade	1
Na, Dade	1
Eureka, Flagler	1
Evansville, Citrus	1
Crescent City, Marion	1
Crestview, Unknown	1
Denton, Broward	1
Destin, Bay	1
Clearwater, Hillsborough	1
Coal City, Pasco	1
Commerce Township, Manatee	1
Crawfordville, Alachua	1
Fort Lauderdale, Lee	1
Fort Worth, Broward	1
Franklin, Orange	1
Frostproof, Highlands	1
Gainesville, Palm Beach	1
Gainesville, Santa Rosa	1
Brewster, Palm Beach	1
Brownsville, Escambia	1
Bryant, Palm Beach	1
Bonnie, St. Johns	1
Belleair Bluffs, Unknown	1
Celebration, Orange	1
Chicago, Broward	1
Choctaw Beach, Unknown	1
Austin, Dade	1
Apo, Collier	1

COVID-19: characteristics of 2,101,365 Florida resident cases

Data through Apr 13, 2021 verified as of Apr 14, 2021 at 09:25 AM

Data in this report are provisional and subject to change.

The table below includes the cities and counties of residence for cases in Florida residents based on the patient's ZIP Code. Note that city is not always received as part of the initial notification and may be missing while the case is being investigated.

City and county	Cases
Big Torch Key, Monroe	1
Black, Holmes	1
Boca Raton, Lee	1
Bonifay, Unknown	1
8852 Teacher Ln, Pasco	1
Addison, Pasco	1
Apopka, Citrus	1
Apopka, Hillsborough	1
Arabi, Orange	1
Tampa, Duval	1
Surfside Beach, Orange	1
Summerdale, Escambia	1
Sun City Center, Lee	1
Tavares, Unknown	1
Temple, Palm Beach	1
Saint Charles, Orange	1
St Peterburg, Orange	1
Stiamk, Dade	1
Scottsdale, Brevard	1
Scottsdale, Palm Beach	1
Roswell, Bay	1
Ruskin, Dade	1
Ruskin, Manatee	1
Saint Petersburg, Duval	1
Saint Petersburg, Manatee	1
Port Saint Lucie, Marion	1
Port St Luice, Unknown	1
Pembroke Pines, Unknown	1
Pensacola Naval Hospital, Escambia	1
Pittsburgh, Alachua	1
Plymouth, Pasco	1
Okeechobee, Unknown	1
Oviedo, Orange	1
Pace, Escambia	1
Painted Post, Pasco	1
Palatka, Marion	1
Unknown, Duval	1
Upland, Manatee	1
Valrico, Polk	1
West Hollywood, Broward	1
Wakefield, Broward	1
Waverly, Duval	1
Wabasha, Clay	1
Winnetka, Dade	1
Winter Garden, Osceola	1
Winter Haven, Leon	1
Winter Haven, Osceola	1
Winter Park, Duval	1
Winter Park, Palm Beach	1
Winter Springs, Polk	1
Youngstown, Washington	1
Weston, Unknown	1
Wildwood, Lee	1
Willington, Lee	1
West Palm Beach, Unknown	1
Winter Garden, Duval	1
Woodbine, Nassau	1
Yulee, St. Johns	1
Zephyrhills, Hillsborough	1

COVID-19: characteristics of 2,101,365 Florida resident cases

Data through Apr 13, 2021 verified as of Apr 14, 2021 at 09:25 AM

Data in this report are provisional and subject to change.

The table below includes the cities and counties of residence for cases in Florida residents based on the patient's ZIP Code. Note that city is not always received as part of the initial notification and may be missing while the case is being investigated.

City and county	Cases
West Yarmouth, St. Lucie	1
West Aplm Beach, Palm Beach	1
Waipahu, Santa Rosa	1
Ward, Polk	1
Wellborn, Columbia	1
Topsham, Manatee	1
Town Of Nocatee, St. Johns	1
Troy, Manatee	1
Unkn, Duval	1
Sunbright, Palm Beach	1
Venetian Islands, Dade	1
Sweetwater, Manatee	1
Syracuse, Polk	1
Tallahassee, Dade	1
Tamarac, Dade	1
Tavares, Orange	1
Suitland, Volusia	1
Rileyville, Flagler	1
Prattville, Hillsborough	1
Prestonsburg, Bay	1
Quincy, Jackson	1
Rapid City, Broward	1
Palmetto Bay, Palm Beach	1
Petersburg, Manatee	1
Piasa, Putnam	1
Russellville, Bay	1
Sagamore Beach, Charlotte	1
Saint Augustine, Broward	1
Saint Cloud, Palm Beach	1
Saint Joseph, Volusia	1
San Antonio, Orange	1
Seminole, Leon	1
Shalimar, Unknown	1
Shirley, Flagler	1
Myakka City, Sarasota	1
Missing, Okeechobee	1
Monroe Township, Palm Beach	1
Monroe, Lee	1
Moore Haven, Okeechobee	1
Morrisville, Unknown	1
North Palm Beach, Orange	1
Northport, Sarasota	1
Oakland, Lee	1
New Middletown, Hillsborough	1
New Port Richey, Pinellas	1
Newberry, Marion	1
Newtown, Lake	1
Other, Dade	1
Oldsmar, Hillsborough	1
Olean, Alachua	1
Palm Beach Gardens, Unknown	1
Palmetto, Pasco	1
Parma, Manatee	1
Pass-A-Grille Beach, Pinellas	1
Longwood, Volusia	1
Matawan, Palm Beach	1
Mckinney, Broward	1
Miamc, Dade	1
Milford, Lee	1

COVID-19: characteristics of 2,101,365 Florida resident cases

Data through Apr 13, 2021 verified as of Apr 14, 2021 at 09:25 AM

Data in this report are provisional and subject to change.

The table below includes the cities and counties of residence for cases in Florida residents based on the patient's ZIP Code. Note that city is not always received as part of the initial notification and may be missing while the case is being investigated.

City and county	Cases
Missing, Levy	1
Lake Butler, Alachua	1
Kingsland, Nassau	1
Knoxville, Bay	1
Ldhl, Broward	1
Las Vegas, Palm Beach	1
Leesburg, Seminole	1
Lincoln, St. Lucie	1
Little Neck, Lee	1
Jupiter, St. Lucie	1
Kenilworth, Leon	1
Key West, Duval	1
Keys West, Unknown	1
Jacksonville, Orange	1
Jefferson, Dade	1
Jonesboro, Leon	1
Intrcsion Cty, Osceola	1
Inverness, Marion	1
Inwood, Broward	1
Irvine, Marion	1
Istachatta, Hernando	1
Hernando, Marion	1
Hialeah, Collier	1
Indian Rocks Beach, Duval	1
Indiantown, Palm Beach	1
Inglewood, Sarasota	1
Homeless, Monroe	1
Homeless, Pinellas	1
Howell, Dade	1
Hudson, Hernando	1
Hoclywsod, Dade	1
Holiday, Pinellas	1
Dallas, Hernando	1
Dearborn, Broward	1
Deer Park, Dade	1
Deerfield Beach, Unknown	1
Deerfield, Dade	1
Deland, Seminole	1
Carmel, Orange	1
Cedar Springs, Hernando	1
Caracas, Dade	1
Coconut Ck, Unknown	1
Chicago, Unknown	1
Alpharetta, Broward	1
0, Manatee	1
Acworth, Okaloosa	1
Apopka, Clay	1
Asheville, Highlands	1
Astoria, Broward	1
Atmore, Escambia	1
Bartow, Hardee	1
Bel Air, Collier	1
Brooklyn, Dade	1
Brooklyn, Lee	1
Bonnie, Broward	1
Boston, Broward	1
Downingtown, Broward	1
Downingtown, Hillsborough	1
Dpo, Santa Rosa	1

COVID-19: characteristics of 2,101,365 Florida resident cases

Data through Apr 13, 2021 verified as of Apr 14, 2021 at 09:25 AM

Data in this report are provisional and subject to change.

The table below includes the cities and counties of residence for cases in Florida residents based on the patient's ZIP Code. Note that city is not always received as part of the initial notification and may be missing while the case is being investigated.

City and county	Cases
Dunedin, Unknown	1
Dayton, Lake	1
Daytona Beach, Pinellas	1
Deltona, Seminole	1
Fort Lauderdale, Leon	1
Fort Myers, Sarasota	1
Fort Pierce, Palm Beach	1
Fort White, Clay	1
East Palatka, Hillsborough	1
Eastpoint, Leon	1
Garden City, Alachua	1
Gaylord, Orange	1
Goodrich, Charlotte	1
Gotcha, Orange	1
Greensburg, Palm Beach	1
Hallandale, Unknown	1
Harpers Ferry, Palm Beach	1
Helen, Bay	1
Haines City, Osceola	1
Erie, Monroe	1
Crossings, Unknown	1
Davenport, Lake	1
Davie, Unknown	1
Dayton, Orange	1
Dearborn Heights, Hillsborough	1
Edgewood, Broward	1
Elkton, Putnam	1
Chesterfield, Broward	1
Carteret, Polk	1
Cincinnati, Dade	1
Connellsville, Highlands	1
Armstrong, St. Johns	1
Atl, Brevard	1
Alva, Escambia	1
Andalusia, Escambia	1
Arcadia, Highlands	1
Baker, Santa Rosa	1
Belleville, Palm Beach	1
Belmont, Santa Rosa	1
Blountstown, Broward	1
Bronson, Alachua	1
Brooker, Alachua	1
Bradenton, Clay	1
Brandon, Pinellas	1
Bonita, Lee	1
Bocaraten, Palm Beach	1
Hudson, Pinellas	1
Hoosick Falls, Broward	1
Indian Rock Beach, Palm Beach	1
Interlachen, Duval	1
Jacksonville, Nassau	1
Kechi, Orange	1
Fort Myers, Broward	1
Florala, Okaloosa	1
Forestville, Volusia	1
Gainesville, Okaloosa	1
Greenbrier, Bay	1
Groveland, Orange	1
Hialeahgardens, Dade	1

COVID-19: characteristics of 2,101,365 Florida resident cases

Data through Apr 13, 2021 verified as of Apr 14, 2021 at 09:25 AM

Data in this report are provisional and subject to change.

The table below includes the cities and counties of residence for cases in Florida residents based on the patient's ZIP Code. Note that city is not always received as part of the initial notification and may be missing while the case is being investigated.

City and county	Cases
Hiram, Leon	1
Middletown, Osceola	1
Missing, Gilchrist	1
Monroe, Hillsborough	1
Nantucket, Palm Beach	1
New Vernon, Palm Beach	1
Longwood, Broward	1
Lucedale, St. Lucie	1
Kure Beach, Monroe	1
Lakeland, Palm Beach	1
Mayaguez, Dade	1
Macclenny, Duval	1
Mantua, Broward	1
White Plains, Broward	1
Whites Creek, Leon	1
Windermere, Volusia	1
Wtixrat, Dade	1
Ventura, Orange	1
Westlake Village, Unknown	1
Watersound, Bay	1
University Of Central Florida, Lee	1
Unk, Duval	1
Trenton, Dixie	1
Uknown, Unknown	1
Saint Augustine, Flagler	1
Powell, Lee	1
Seffenner, Hillsborough	1
Seminole, Lee	1
Saint Petersburg, Charlotte	1
Toms River, Lee	1
Tourist, Dade	1
Sunrtise, Dade	1
Tallahassee, Madison	1
Tallahassee, Pinellas	1
Stratford, Broward	1
Pembroke Pines, Orange	1
Pensacola, Sumter	1
Perth Amboy, Hillsborough	1
Port Orange, Brevard	1
Puerto Rico, Unknown	1
Punta Gorda, Unknown	1
Randolph, Orange	1
Rivera Beach, Palm Beach	1
Paducah, Manatee	1
Orlando, Jackson	1
Orlando, Lee	1
Newberry, Levy	1
North Laud, Unknown	1
Ocala, Citrus	1
Ocoee, Unknown	1
Odessa, Dade	1
Oldsrav, Manatee	1
Colorado Springs, Unknown	1
Conifer, Lee	1
Daniel Island, Bay	1
Clarksboro, Lee	1
Chipley, Holmes	1
El Paso, Unknown	1
Elbow Lake, Palm Beach	1

COVID-19: characteristics of 2,101,365 Florida resident cases

Data through Apr 13, 2021 verified as of Apr 14, 2021 at 09:25 AM

Data in this report are provisional and subject to change.

The table below includes the cities and counties of residence for cases in Florida residents based on the patient's ZIP Code. Note that city is not always received as part of the initial notification and may be missing while the case is being investigated.

City and county	Cases
Eatonville, Seminole	1
Dunellen, Dade	1
Destin, Unknown	1
Diamond, Highlands	1
Doral, Broward	1
Altamonte, Orange	1
Alva, Collier	1
333, Unknown	1
Allentown, Putnam	1
Apple Creek, Citrus	1
Amelia Village, Nassau	1
Barefoot Beach, Lee	1
Battle Creek, Manatee	1
Avon, Manatee	1
Aventura, Osceola	1
Bryn Mawr, Palm Beach	1
Burkeville, Brevard	1
Camden Wyoming, Duval	1
Celebration, Palm Beach	1
Chattanooga, Dade	1
Bear Grass, Palm Beach	1
Azalea Park, Osceola	1
Boca Raton,, Palm Beach	1
Boston, Dade	1
Brewster, Volusia	1
Fl State Lot, Leon	1
Fairless Hills, Broward	1
Everett, Dade	1
Fort Denaud, Glades	1
Fort Meyers, Lee	1
Fortlauderdale, Unknown	1
Fortwalton Beach, Okaloosa	1
Ft Pierce, Unknown	1
Garland, Orange	1
Hallandate Ben, Unknown	1
Havana, Leon	1
Hickory, Lee	1
Homeless, Dade	1
Homer, Escambia	1
Hilliard, Unknown	1
Jeffersonville, Broward	1
Knoxville, Escambia	1
Lake Mary, Lake	1
Longwood, Orange	1
Lehigh Cares, Lee	1
Live Oak, Columbia	1
Loganville, Orange	1
Lansdale, Lake	1
Lapeer, Manatee	1
Lauderdale Hill, Unknown	1
Missing, Wakulla	1
Monterey, Broward	1
Mumford, Manatee	1
N/A, Duval	1
Naples, Alachua	1
Ocean City, Broward	1
Middleburg, Duval	1
Midland, Osceola	1
Missing, Hamilton	1

COVID-19: characteristics of 2,101,365 Florida resident cases

Data through Apr 13, 2021 verified as of Apr 14, 2021 at 09:25 AM

Data in this report are provisional and subject to change.

The table below includes the cities and counties of residence for cases in Florida residents based on the patient's ZIP Code. Note that city is not always received as part of the initial notification and may be missing while the case is being investigated.

City and county	Cases
Miami, Charlotte	1
Miamii, Dade	1
Miami Garden, Unknown	1
Pompano Beach, Alachua	1
Palm City, Unknown	1
Old Town, Gilchrist	1
Oviedo, Leon	1
Opa Locka, Polk	1
Orem, Sarasota	1
Orem, Unknown	1
Ridgewood, Broward	1
Riverview, Manatee	1
Rochester, Broward	1
Roseland, Palm Beach	1
Republic, Monroe	1
Richmond, Palm Beach	1
Russellville, Hillsborough	1
Saint Augustine, Okaloosa	1
Porter Ranch, Dade	1
Raiford, Bradford	1
Ponte Vedra Beach, Orange	1
Port Orange , Volusia	1
Port Saint Lucie, Indian River	1
Westerville, Hillsborough	1
Wilbur By The Sea, Volusia	1
Willowbrook, Lee	1
Wilmington, Pasco	1
Winston Salem, Unknown	1
Winter Garden, Hillsborough	1
Wilton Manors, Dade	1
Woodland Hills, Brevard	1
Youngstown, Calhoun	1
Yulee, Duval	1
San Antonio, Dade	1
San Diego, Unknown	1
Sandyport, Dade	1
Sanford, Palm Beach	1
Sebastian, Lake	1
Steinhatchee, Alachua	1
Tampa, Escambia	1
Tampa, Manatee	1
Tangerine, Lake	1
University Of Central Florida, Hillsborough	1
Village Of Palm Springs, Palm Beach	1
Virginia Beach, Alachua	1
Webster, Pasco	1
Wekiva Springs, Orange	1
Union City, Bradford	1
University Of Central Fl, Pasco	1
Sumter Ville, Unknown	1
Tallahassee, Escambia	1
Springhill, Unknown	1
Telluride, Lee	1
Tampa, Lee	1
South Otselic, Dade	1
Southampton, Palm Beach	1
Stockbridge, Leon	1
Sullivans Island, Dade	1
Pound Ridge, Leon	1

COVID-19: characteristics of 2,101,365 Florida resident cases

Data through Apr 13, 2021 verified as of Apr 14, 2021 at 09:25 AM

Data in this report are provisional and subject to change.

The table below includes the cities and counties of residence for cases in Florida residents based on the patient's ZIP Code. Note that city is not always received as part of the initial notification and may be missing while the case is being investigated.

City and county	Cases
Richmond Heights, Dade	1
Ridge Manor, Hernando	1
Riverview, Pinellas	1
Rochester, Lee	1
Rosemary Beach, Bay	1
Saint Cloud, Orange	1
Sevierville, Dade	1
Saint Petersburg, Dade	1
San Juan, Osceola	1
San Pedro Sula, Dade	1
Sandy, Duval	1
Parlin, Broward	1
Ponce, Orange	1
Port Charlotte Fl, Unknown	1
Port Saint Lucie, Duval	1
Plant City, Hendry	1
Plant City, Pinellas	1
Plantation, Unknown	1
Orlando, Highlands	1
Opa Locka, Unknown	1
Orem, Nassau	1
Northville, Broward	1
Ocala, Indian River	1
Ocoee, Broward	1
Olando, Orange	1
Ocoee, Polk	1
Tinley Park, Lee	1
University Of Central Fl, Dade	1
Windermere, Polk	1
Winter Park, Lake	1
West Lafayette, Desoto	1
West Simsbury, Collier	1
Wayne, Dade	1
Winter, Pinellas	1
Downers Grove, St. Lucie	1
Delrey Beach, Palm Beach	1
Export, Palm Beach	1
Fdsf, Unknown	1
Felda, Palm Beach	1
Flagler Beach, Volusia	1
Flora, Lee	1
Fort Myers, Lake	1
Fresno, Pasco	1
Fruitland Park, Sumter	1
Fwb, Unknown	1
Gainesville, Marion	1
Gastonia, Polk	1
Clearwater, Highlands	1
Clermont, Unknown	1
Columbia, Orange	1
Coral Gables, Unknown	1
Coral Springs, Unknown	1
Crestview, Dade	1
Dade City, Polk	1
Dania, Unknown	1
Darien, Pasco	1
Arcadia, Charlotte	1
Aspen, Palm Beach	1
Atl, Broward	1

COVID-19: characteristics of 2,101,365 Florida resident cases

Data through Apr 13, 2021 verified as of Apr 14, 2021 at 09:25 AM

Data in this report are provisional and subject to change.

The table below includes the cities and counties of residence for cases in Florida residents based on the patient's ZIP Code. Note that city is not always received as part of the initial notification and may be missing while the case is being investigated.

City and county	Cases
Atlanta, Broward	1
Aurburndale, Polk	1
Aventura, Unknown	1
Azalea Park, Sarasota	1
Bartow, Unknown	1
Biscayne Park, Broward	1
Boca Rotan, Unknown	1
Alpharetta, Alachua	1
Apalachicola, Leon	1
Brooksville, Columbia	1
Bryn Mawr, Collier	1
Canfield, Duval	1
Naugatuck, Lee	1
New Vernon, Sarasota	1
New York, Broward	1
Newport Beach, Palm Beach	1
North Adams, Manatee	1
North Little Rock, Palm Beach	1
Myakka, Duval	1
Missing, Baker	1
Middleburg, Unknown	1
Milford, Palm Beach	1
Milford, Polk	1
Minneapolis, Broward	1
Melbourne, Dade	1
Melbourne, Orange	1
Miami Beach, Palm Beach	1
Miami Granders, Dade	1
Johns Island, Wakulla	1
Killarney, Orange	1
Knoxville, Duval	1
Havanna, Gadsden	1
Jacksonville, Palm Beach	1
Hilliard, Dade	1
Hollywood, Leon	1
Holt, Unknown	1
Homestead, Monroe	1
Humble, Broward	1
Green, Clay	1
Greensburg, Orange	1
Greenville, Monroe	1
Gulf Shores, Escambia	1
Maitland, Unknown	1
Matlacha Island, Lee	1
Los Angeles, Polk	1
Lakeland, Pasco	1
Lakewood, Unknown	1
Lake City, Volusia	1
Orlando, Union	1
Ovido, Seminole	1
Oxford, Palm Beach	1
Opalocka, Dade	1
North Canton, Palm Beach	1
Oakland, Leon	1
Ocala, Alachua	1
Okeechobee, St. Lucie	1
Miamf, Dade	1
Miami G, Dade	1
Miami, Collier	1

COVID-19: characteristics of 2,101,365 Florida resident cases

Data through Apr 13, 2021 verified as of Apr 14, 2021 at 09:25 AM

Data in this report are provisional and subject to change.

The table below includes the cities and counties of residence for cases in Florida residents based on the patient's ZIP Code. Note that city is not always received as part of the initial notification and may be missing while the case is being investigated.

City and county	Cases
Miami, St. Lucie	1
New Richmond, Volusia	1
Steinhatchee, Madison	1
Spring Park, Alachua	1
South Burlington, Orange	1
Shannon, Collier	1
Soddy Daisy, Broward	1
Soldotna, Broward	1
Saint Cloud, Lee	1
Saint Johns, Orange	1
San Antonio, Sarasota	1
San Antonio, Unknown	1
Sanford, Volusia	1
Rio Dell, Volusia	1
Rochelle, Volusia	1
Port Saint Lucie, Orange	1
Princeton, Alachua	1
Provincetown, Collier	1
Panama City, Walton	1
Palm Coast, Duval	1
Perry, Leon	1
Perth Amboy, Monroe	1
Winter Park, Osceola	1
Wood River, Polk	1
Worcester, Palm Beach	1
Wesley Chapel, Alachua	1
Virginia Beach, Hernando	1
Waco, Broward	1
Washington, Broward	1
Wheaton, Lee	1
Winter Park, Alachua	1
Wilmington, Broward	1
Tewksbury, Orange	1
Umatilla, Alachua	1
University Of Central Florida, Monroe	1
Toms River, Dade	1
Tampa, Volusia	1
Tangerine, Seminole	1
Tamarac, Seminole	1
Gainesville, Baker	1
Gilmer, Dade	1
Grassy Key, Monroe	1
Florala, Escambia	1
Haledon, Dade	1
Jacksonville, Manatee	1
Jamaica, Broward	1
Haverford, Hillsborough	1
Herrin, Orange	1
Jupiter, Unknown	1
Jersey City, Polk	1
Marshall, Palm Beach	1
Marianna, Calhoun	1
Lemoyne, Manatee	1
Los Angeles, Palm Beach	1
Lyndhurst, Broward	1
Magnolia Square, Osceola	1
Maitland, Alachua	1
Lake In The Hills, Columbia	1
Lake Placid, Alachua	1

COVID-19: characteristics of 2,101,365 Florida resident cases

Data through Apr 13, 2021 verified as of Apr 14, 2021 at 09:25 AM

Data in this report are provisional and subject to change.

The table below includes the cities and counties of residence for cases in Florida residents based on the patient's ZIP Code. Note that city is not always received as part of the initial notification and may be missing while the case is being investigated.

City and county	Cases
Kingsland, Duval	1
Kissimmee, Brevard	1
Lawrence Township, Palm Beach	1
Las Vegas, Orange	1
Lake Worth Beach, Broward	1
Lander, Citrus	1
Bronx, Broward	1
Carol Stream, Orange	1
Castleberry, Escambia	1
Buffalo, Palm Beach	1
Bryant, Alachua	1
Apo, Pasco	1
Apopka, Flagler	1
99, Unknown	1
Alanson, Bay	1
Aollywoss, Dade	1
Boca Raton, Unknown	1
Bohealia, Lee	1
Blowing Rock, Polk	1
Belleair, Hillsborough	1
Dorchester, Orange	1
Estero, Collier	1
Fanning Springs, Levy	1
Felton, Manatee	1
Deland, Polk	1
Cumberland, Palm Beach	1
Dade City, Hillsborough	1
Dallas, Lee	1
De Leon Springs, Putnam	1
Dearborn, Lee	1
Clear Brook, Lee	1
Charlotte, Pasco	1
Crestview, Holmes	1
College Station, Lake	1
Columbus, Brevard	1
Cookeville, Seminole	1
Zolfo Springs, Polk	1
Wells, Polk	1
Winter Garden, Pinellas	1
Yukon, Broward	1
Winter Park, Broward	1
Westbrook, Dade	1
Wichita, Volusia	1
Winder Garden, Orange	1
Windermere, Leon	1
Windermere, Osceola	1
Windermere, Seminole	1
Winter Garden, Broward	1
Washington, Unknown	1
Venice, Unknown	1
Sun City Center, Hardee	1
Spring Hill , Hernando	1
Spring Hill, Dade	1
Starke, Clay	1
Stone Mountain, Palm Beach	1
Tulsa, Orange	1
Tiffin, Highlands	1
Tallahassee, Duval	1
Tallahassee, Unknown	1

COVID-19: characteristics of 2,101,365 Florida resident cases

Data through Apr 13, 2021 verified as of Apr 14, 2021 at 09:25 AM

Data in this report are provisional and subject to change.

The table below includes the cities and counties of residence for cases in Florida residents based on the patient's ZIP Code. Note that city is not always received as part of the initial notification and may be missing while the case is being investigated.

City and county	Cases
Tampa, Palm Beach	1
Tavares, Marion	1
Temple Terrace, Pasco	1
Saint Cloud, Unknown	1
Saint Johns, Unknown	1
Saint Petersburg, St. Lucie	1
Sandford, Seminole	1
Shelton, Manatee	1
Sodus, Charlotte	1
Sarasota, Flagler	1
Saxis, Lee	1
Schenectady, Polk	1
Sebring, Lee	1
Port Everglades, Broward	1
Potomac, Palm Beach	1
Peoria, Unknown	1
Plantation, Orange	1
Pompano Beach, Martin	1
Rye, Duval	1
Rex, Duval	1
Orange Park , Duval	1
Orem, Broward	1
Orlando, Columbia	1
Orlando, Indian River	1
Orlando, Sarasota	1
Parker, Dade	1
Parker, Leon	1
Palm Coast, Polk	1
Oviedo, Brevard	1
Pacifica, Dade	1
New Orleans, Palm Beach	1
Newark, Broward	1
Newburgh, Bay	1
North Pole, Seminole	1
North Port, Lee	1
Old Town, Alachua	1
Omaha, Palm Beach	1
Ona, Manatee	1
Oooooo, Unknown	1
Ocoee, Osceola	1
Okeechobee, Broward	1
Navarre, Dade	1
Middlesburg, Duval	1
East Hampton, Palm Beach	1
Deland, St. Lucie	1
Deltona, Orange	1
Cartersville, Unknown	1
Cypress, Leon	1
Davenport, Orange	1
Daytona Beach, Unknown	1
Fort Myers-, Lee	1
Fort Pierce, Unknown	1
Fort Myers, Manatee	1
Gainesville, Duval	1
Elyria, Okeechobee	1
Foley, Escambia	1
Columbus, Dade	1
Conway, Leon	1
Coventry, Broward	1

COVID-19: characteristics of 2,101,365 Florida resident cases

Data through Apr 13, 2021 verified as of Apr 14, 2021 at 09:25 AM

Data in this report are provisional and subject to change.

The table below includes the cities and counties of residence for cases in Florida residents based on the patient's ZIP Code. Note that city is not always received as part of the initial notification and may be missing while the case is being investigated.

City and county	Cases
Clermont, Seminole	1
Clermont, Volusia	1
Clewiston, Glades	1
Bridgeport, Dade	1
Bronx, Palm Beach	1
Cambridge, Broward	1
Altoona, Marion	1
Anaheim, Unknown	1
Argyle, Walton	1
Athens, Duval	1
Bogota, Orange	1
Bradenton, Dade	1
Bradenton, Osceola	1
Leesburg, Marion	1
Lehigh Acres, Dade	1
Lewisburg, Pasco	1
Littleton, Dade	1
Los Angeles Ca, Unknown	1
Los Angeles, Hardee	1
Macdill Air Force Base, Hillsborough	1
Miami Beach, Broward	1
Margate, Dade	1
Marshall, Dade	1
Mary Esther, Unknown	1
Medford, Palm Beach	1
Miami Lakes, Unknown	1
Miami, Hillsborough	1
Miami, Manatee	1
Harrison, Pinellas	1
Granada Hills, Broward	1
Guilford, Dade	1
Hailandale, Unknown	1
Homosassa, Hernando	1
Holly Ridge, Orange	1
Homeless, Polk	1
Lake City, Hamilton	1
Largo, Unknown	1
Jerusalem, St. Johns	1
La Grange, Dade	1
Total	**2,101,365**

COVID-19: additional surveillance information

Data through Apr 13, 2021 verified as of Apr 14, 2021 at 09:25 AM

Data in this report are provisional and subject to change.

Statewide emergency department (ED) chief complaint and admission data

Daily percent of ED visits statewide that result in **cough-associated admissions**

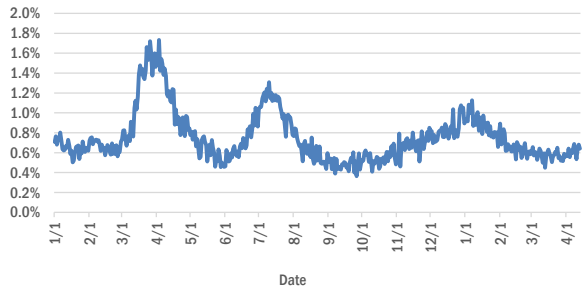

Daily percent of ED visits that mention **cough**, **fever**, or **shortness of breath**

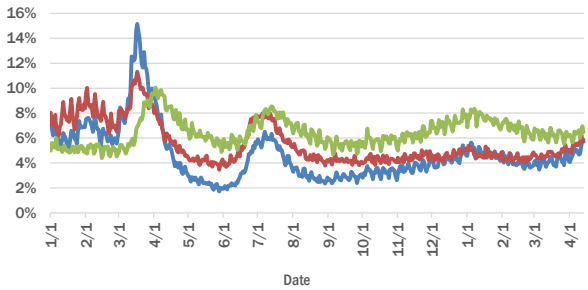

Daily percent of ED visits statewide that mention cough by age group

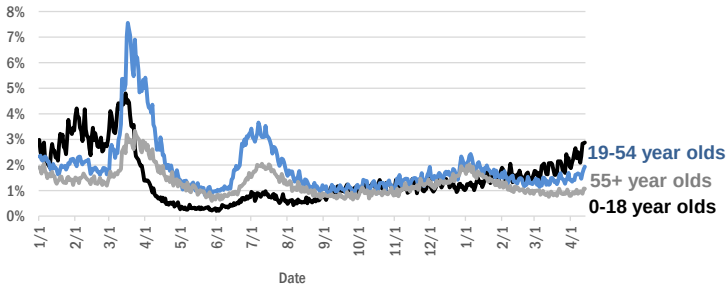

The Electronic Surveillance System for the Early Notification of Community-Based Epidemics (ESSENCE-FL) includes chief complaint data from 211 of 211 Florida EDs. Data are transmitted electronically to ESSENCE-FL daily or hourly.

COVID-19: testing by laboratory

Data through Apr 13, 2021 verified as of Apr 14, 2021 at 09:25 AM

Data in this report are provisional and subject to change.

The numbers in the table below represent the number of Florida and non-Florida residents for whom test results were received by the Department of Health. A person can be tested by more than one laboratory and can have both positive and negative results. **Therefore, the sum of the numbers in each column will be larger than the total number of people tested.**

Reporting lab	Inconclusive	Negative	Positive	Percent positive	Total
CURATIVE LABS	15,674	1,702,149	264,631	13%	1,982,454
LABORATORY CORPORATION OF AMERICA	2,612	1,664,964	226,615	12%	1,894,191
QUEST DIAGNOSTICS	12,108	1,401,927	206,017	13%	1,620,052
BIO REFERENCE LABORATORIES, INC	7,568	961,228	185,434	16%	1,154,230
HELIX	9,722	707,194	124,094	15%	841,010
REALTOX LABS LLC	6,787	615,575	101,205	14%	723,567
NOMI_HEALTH	3,245	524,507	72,925	12%	600,677
RCA LABORATORY SERVICES, LLC/GENETWORX		459,897	51,100	10%	510,997
GENETWORX	661	390,598	32,993	8%	424,252
CDR MAGUIRE - HEALTH CARE CENTER		338,622	51,562	13%	390,184
PALM BEACH BALLPARK		323,731	35,669	10%	359,400
PWNHEALTH	1,947	273,674	37,615	12%	313,236
IMPACT HEALTH BIOMETRIC TESTING, INC	1,046	230,077	27,690	11%	258,813
EAST FLORIDA STATE COLLEGE - BREVARD☐		212,886	26,986	11%	239,872
BPHL-JACKSONVILLE	18	196,896	33,801	15%	230,715
ADVENTHEALTH LAB	99	179,356	23,033	11%	202,488
FULGENT DIAGNOSTICS LABORATORY	3,892	173,844	19,920	10%	197,656
NOMI HEALTH LAB SERVICES		172,680	19,970	10%	192,650
BPHL-MIAMI	225	156,267	26,302	14%	182,794
MAKO GENOMICS	8,163	145,347	26,766	15%	180,276
CB SMITH PARK		150,114	18,792	11%	168,906
MAYO CLINIC LABORATORIES	339	142,745	17,729	11%	160,813
BAYCARE LABORATORIES LLC	640	142,943	12,178	8%	155,761
ELABNETWORK	1,059	139,075	11,927	8%	152,061
MEMORIAL REGIONAL HOSPITAL SOUTH	31	122,419	24,750	17%	147,200
AEGIS SCIENCES CORPORATION	1,220	121,519	19,909	14%	142,648
ORLANDO HEALTH SYSTEM	686	127,375	12,917	9%	140,978
ASCENSION SACRED HEART HOSPITAL - PENSACOLA	2	118,030	18,065	13%	136,097
BIOCOLLECTIONS WORLDWIDE, INC	746	114,573	13,746	11%	129,065
NORTHWEST LABORATORY	247	121,102	6,478	5%	127,827
AKESOGEN		98,958	19,101	16%	118,059
TESTING MATTERS INC	986	98,108	17,806	15%	116,900
ADVENT HEALTH LAB	112	101,258	13,955	12%	115,325
MEDICAL DIAGNOSTIC LABORATORIES	977	98,604	14,221	12%	113,802
BPHL-TAMPA (SPECTRUM BLVD)	46	93,344	17,237	16%	110,627
UF HEALTH MEDICAL LAB	33	100,867	9,554	9%	110,454
TAMPA GENERAL HOSPITAL	4	98,181	9,376	9%	107,561
DIATHERIX LABORATORIES (VRL EUROFINS)	1	87,720	12,985	13%	100,706
BAPTIST HEALTH SOUTH FLORIDA	386	84,709	12,761	13%	97,856
KORVALABS, INC	1,285	91,730	4,713	5%	97,728
SUNPATH MEDICAL DIAGNOSTICS LABORATORY	840	79,322	12,253	13%	92,415
ASCENSION ST VINCENT'S - RIVERSIDE	1	74,818	10,356	12%	85,175
LAKELAND REGIONAL MEDICAL CENTER	162	71,264	9,190	11%	80,616
SOUTH MIAMI HOSPITAL LAB	460	70,222	9,914	12%	80,596
JACKSON MEMORIAL HOSPITAL CLINICAL LAB	79	67,640	11,954	15%	79,673
INGENIOUS PERSONALIZED MEDICINE	232	58,715	11,888	17%	70,835

COVID-19: testing by laboratory

Data through Apr 13, 2021 verified as of Apr 14, 2021 at 09:25 AM

Data in this report are provisional and subject to change.

The numbers in the table below represent the number of Florida and non-Florida residents for whom test results were received by the Department of Health. A person can be tested by more than one laboratory and can have both positive and negative results. **Therefore, the sum of the numbers in each column will be larger than the total number of people tested.**

Reporting lab	Inconclusive	Negative	Positive	Percent positive	Total
UF HEALTH SHANDS HOSPITAL	516	65,170	4,675	7%	70,361
AMERICAN HEALTH ASSOCIATES	9	62,899	5,263	8%	68,171
APPLIED INGENUITY DIAGNOSTICS LLC		59,401	2,921	5%	62,322
MINUTECLINIC LLC		52,708	9,026	15%	61,734
AIT LABORATORIES		54,526	6,711	11%	61,237
BAPTIST HEALTH - JACKSONVILLE	4	53,106	4,087	7%	57,197
GENESIS REFERENCE LABORATORIES		50,310	5,351	10%	55,661
ARUP LABORATORIES	16	50,097	2,927	6%	53,040
ADVENTIST HEALTH SYSTEMS SUNBELT INC DBA		46,520	5,906	11%	52,426
TALLAHASSEE MEMORIAL HOSPITAL	241	46,182	5,569	11%	51,992
SARASOTA MEMORIAL HOSPITAL MAIN LAB	12	47,396	4,009	8%	51,417
BROWARD GENERAL MEDICAL CENTER-CLINICAL LAB	2	44,727	4,875	10%	49,604
NICKLAUS CHILDREN'S HOSPITAL	73	43,212	5,559	11%	48,844
FLORIDA HOSPITAL - TAMPA	37	43,788	3,504	7%	47,329
VIRACOR EUROFINS		35,914	9,843	22%	45,757
DWIC OF TAMPA BAY INC		39,539	5,225	12%	44,764
MILLENNIUM PHYSICIAN GROUP	17	36,572	7,138	16%	43,727
MEDFAST URGENT CARE CENTERS, LLC	20	37,190	5,638	13%	42,848
UNIVERSITY OF MIAMI HOSPITAL	151	38,549	3,885	9%	42,585
LEE HEALTH - CAPE CORAL HOSPITAL	3	36,332	5,846	14%	42,181
UF HEALTH JACKSONVILLE	56	36,641	4,162	10%	40,859
AMELIA EARHART		34,092	5,505	14%	39,597
ECCO LAB GROUP CO	534	34,119	4,718	12%	39,371
INTEGRATED REGIONAL LABORATORIES LLP	13	33,489	4,692	12%	38,194
ORANGE COUNTY CONVENTION CENTER		33,330	3,715	10%	37,045
MOUNT SINAI MEDICAL CENTER	12	32,223	3,435	10%	35,670
MIAMI DADE COUNTY☐		32,091	3,527	10%	35,618
WALGREENS	36	30,022	5,553	16%	35,611
NORTH FLORIDA REGIONAL MEDICAL CENTER		31,913	3,601	10%	35,514
BRANDON REGIONAL HOSPITAL		30,377	3,918	11%	34,295
ST JOSEPHS HOSPITAL LABORATORY	23	30,427	3,837	11%	34,287
NIGHT LITE PEDIATRIC CENTER LLC		29,693	3,163	10%	32,856
STS LAB 2 LLC	6	31,124	1,687	5%	32,817
JUPITER MEDICAL CENTER LAB	87	29,821	2,887	9%	32,795
GENESIS MEDICAL LABORATORY	443	27,218	4,875	15%	32,536
JFK MEDICAL CENTER LAB	1	27,450	3,481	11%	30,932
PALMETTO GENERAL HOSPITAL LAB	3	25,440	4,943	16%	30,386
HOLY CROSS HOSPITAL CLINICAL LAB	1	27,310	2,582	9%	29,893
WATSON CLINIC LLP		24,121	5,571	19%	29,692
AVENTUS BIO LABS	16	24,581	3,435	12%	28,032
MALABAR MEDICAL WALK IN CLINIC	1	22,660	4,449	16%	27,110
HEALTHLINK DIAGNOSTIC LABORATORIES	296	24,069	2,435	9%	26,800
INFINITY BIOLOGIX LLC (GINKO BIOWORKS)	112	25,450	1,199	4%	26,761
ACCESS DX LABORATORY	226	23,183	2,121	8%	25,530

COVID-19: testing by laboratory

Data through Apr 13, 2021 verified as of Apr 14, 2021 at 09:25 AM

Data in this report are provisional and subject to change.

The numbers in the table below represent the number of Florida and non-Florida residents for whom test results were received by the Department of Health. A person can be tested by more than one laboratory and can have both positive and negative results. **Therefore, the sum of the numbers in each column will be larger than the total number of people tested.**

Reporting lab	Inconclusive	Negative	Positive	Percent positive	Total
CLEVELAND CLINIC TRADITION HOSPITAL		23,260	1,805	7%	25,065
MIAMI BEACH CONVENTION CENTER		23,125	1,773	7%	24,898
CLEVELAND CLINIC HOSPITAL LAB	4	22,362	2,529	10%	24,895
MORTON PLANT HOSPITAL-ADLER INSTITUTE	26	22,044	2,702	11%	24,772
LAB DIAGNOSTICS LLC	396	17,959	5,363	23%	23,718
SAINT MARY'S MEDICAL CENTER	26	21,181	2,357	10%	23,564
DRS CLACK SPENCER WHITE & MCCORMACK PA D/B/A		21,424	2,106	9%	23,530
PANCARE OF FLORIDA INC		20,910	2,526	11%	23,436
UNITED CLINICAL LABORATORY LLC	3	20,287	2,647	12%	22,937
STATLAB_MOBILE	1	20,481	2,060	9%	22,542
BAYFRONT HEALTH - ST PETERSBURG	17	19,382	2,588	12%	21,987
NAPLES COMMUNITY HOSPITAL	73	19,854	2,056	9%	21,983
PATIENTS FIRST LAKE ELLA MEDICAL CENTER PA		18,133	3,293	15%	21,426
ADVENT HEALTH - DAYTONA BEACH	32	18,890	1,731	8%	20,653
EXACT SCIENCES LABORATORIES	1	18,177	2,307	11%	20,485
OSCEOLA REGIONAL MEDICAL CENTER	1	17,577	2,433	12%	20,011
LEESBURG REGIONAL MEDICAL CENTER		17,570	2,398	12%	19,968
HOMESTEAD HOSPITAL CLINICAL LABORATORY	27	16,287	3,435	17%	19,749
CLARITY LAB SOLUTIONS	104	17,472	2,053	10%	19,629
MEMORIAL HOSPITAL JACKSONVILLE	8	16,246	2,841	15%	19,095
NORTHWEST MEDICAL CENTER	1	16,674	2,299	12%	18,974
SYNERGY DIAGNOSTIC LABORATORY	98	16,028	2,155	12%	18,281
ORANGE PARK MEDICAL CENTER	9	15,465	2,763	15%	18,237
INDIAN RIVER PATHOLOGY LLC		16,699	1,301	7%	18,000
VISTA CLINICAL DIAGNOSTICS	490	15,563	1,946	11%	17,999
BETHESDA HOSPITAL EAST		16,306	1,599	9%	17,905
OAK HILL HOSPITAL		15,837	1,928	11%	17,765
DELRAY MEDICAL CENTER LAB	3	15,888	1,752	10%	17,643
HEALTH CENTER AT SINAI RESIDENCES		16,930	506	3%	17,436
LAWNWOOD REGIONAL MEDICAL CENTER	1	14,987	2,344	14%	17,332
BIOCERNA LABS	461	14,582	2,112	12%	17,155
MEMORIAL REGIONAL HOSPITAL CLINICAL LABORATORY	10	16,028	1,061	6%	17,099
ACCESS MEDICAL LABORATORIES	4	8,756	8,292	49%	17,052
WEST KENDALL BAPTIST HOSPITAL	14	13,844	3,125	18%	16,983
BAPTIST HEALTH - SOUTH		15,476	1,283	8%	16,759
THE HEALTHCARE DISTRICT OF PALM BEACH COUNTY	51	14,633	2,063	12%	16,747
ADVENTHEALTH CENTRA CARE LAKE BUENA VISTA		14,724	1,989	12%	16,713
LARGO MEDICAL CENTER		14,550	1,736	11%	16,286
FULGENT DIAGNOSTICS	171	15,119	995	6%	16,285
WINTER HAVEN HOSPITAL CLINICAL LABORATORY	4	13,837	2,443	15%	16,284
WELLINGTON REGIONAL MED CTR LAB	6	14,468	1,799	11%	16,273
MOLECULAR INFECTIOUS DISEASES	607	14,747	675	4%	16,029
NEMOURS CHILDRENS HOSPITAL	1	15,064	929	6%	15,994
LABS ASAP LLC		14,520	1,473	9%	15,993

COVID-19: testing by laboratory

Data through Apr 13, 2021 verified as of Apr 14, 2021 at 09:25 AM

Data in this report are provisional and subject to change.

The numbers in the table below represent the number of Florida and non-Florida residents for whom test results were received by the Department of Health. A person can be tested by more than one laboratory and can have both positive and negative results. **Therefore, the sum of the numbers in each column will be larger than the total number of people tested.**

Reporting lab	Inconclusive	Negative	Positive	Percent positive	Total
UHEALTH CORAL GABLES/LENNAR MED CTR	49	14,649	1,064	7%	15,762
BAPTIST HEALTHCARE - BAPTIST HOSPITAL	6	12,483	3,264	21%	15,753
PRIVA PATH LABS	80	14,539	1,002	6%	15,621
MEDICAL CENTER OF TRINITY CLINICAL LABORATORY	2	14,014	1,581	10%	15,597
PALMS WEST HOSPITAL LAB	2	13,474	2,062	13%	15,538
LEE HEALTH - LEE MEMORIAL HOSPITAL		11,839	3,694	24%	15,533
MEDRITE MEDICAL CARE, PC	6,839	7,763	752	5%	15,354
WEST FLORIDA HOSPITAL LAB	1	12,104	3,092	20%	15,197
NATIONWIDE LABORATORY SERVICES INC	530	12,682	1,741	12%	14,953
WESTSIDE REGIONAL MED CTR	2	12,703	2,168	15%	14,873
CARDIOPATH	84	12,849	1,894	13%	14,827
MERCY HOSPITAL A CAMPUS OF PLANTATION GEN HOSP LAB	1	12,572	2,236	15%	14,809
GOOD SAMARITAN MEDICAL CENTER LAB	2	12,930	1,859	13%	14,791
NONA SCIENTIFIC	5	11,528	3,168	22%	14,701
INDIAN RIVER MEDICAL CENTER LAB		13,669	852	6%	14,521
REGIONAL MEDCIAL CENTER BAYONET POINT	2	13,373	1,139	8%	14,514
THE VILLAGES REGIONAL HOSPITAL		12,897	1,406	10%	14,303
GULF COAST MEDICAL CENTER MICROLAB		11,123	2,946	21%	14,069
AVENTURA HOSPITAL LAB		11,159	2,540	19%	13,699
CORAL GABLES HOSPITAL CLINICAL LABORATORY		11,582	2,042	15%	13,624
BAPTIST HEALTH SOUTH FLORIDA - WEST KENDALL URGENT CARE		11,217	2,195	16%	13,412
CAPITAL REGIONAL MEDICAL CTR		10,895	2,439	18%	13,334
BLAKE MEDICAL CENTER		11,689	1,580	12%	13,269
WEST BOCA MEDICAL CENTER LAB		12,287	966	7%	13,253
HALIFAX MEDICAL CENTER LAB	38	11,214	1,940	15%	13,192
PRECISION HEALTH RESOURCES LLC		12,282	834	6%	13,116
ST ANTHONY'S HOSPITAL LAB	30	11,379	1,615	12%	13,024
MANATEE MEMORIAL HOSPITAL		11,849	1,084	8%	12,933
LEE HEALTH - HEALTH PARK MEDICAL CENTER		10,881	2,012	16%	12,893
PALM BEACH GARDENS MEDICAL CTR LAB		11,478	1,238	10%	12,716
GENOVA DIAGNOSTICS LABORATORY	68	11,239	1,099	9%	12,406
ST JOSEPHS HOSPITAL	18	10,608	1,773	14%	12,399
FLORIDA LABORATORY ANALYSIS		10,838	1,527	12%	12,365
PATHNOSTICS	42	9,760	2,441	20%	12,243
LAKE CITY HM		11,147	988	8%	12,135
PLANTATION GENERAL HOSPITAL		10,266	1,844	15%	12,110
FLORIDA HOSPITAL HEARTLAND MED CTR CLINICAL LAB	33	10,569	1,497	12%	12,099
BINAXNOW	9	9,181	2,899	24%	12,089
LAKE CITY MEDICAL CENTER		9,792	2,278	19%	12,070
PWN HEALTH	17	9,951	2,080	17%	12,048
PHYSICIANS REGIONAL MEDICAL CENTER - PINE RIDGE RD	1	10,806	1,220	10%	12,027
LARKIN COMMUNITY HOSPITAL	10	10,454	1,536	13%	12,000
FLORIDA HOSPITAL WATERMAN LABORATORY	70	10,997	863	7%	11,930
CernerELR_Advent		10,381	1,442	12%	11,823
COAST DIAGNOSTICS LLC	45	10,423	1,254	11%	11,722
ST MARKS HOSPITAL LABORATORY B	78	10,627	1,002	9%	11,707

COVID-19: testing by laboratory

Data through Apr 13, 2021 verified as of Apr 14, 2021 at 09:25 AM

Data in this report are provisional and subject to change.

The numbers in the table below represent the number of Florida and non-Florida residents for whom test results were received by the Department of Health. A person can be tested by more than one laboratory and can have both positive and negative results. **Therefore, the sum of the numbers in each column will be larger than the total number of people tested.**

Reporting lab	Inconclusive	Negative	Positive	Percent positive	Total
FLORIDA MEDICAL CENTER - A CAMPUS OF NORTH SHORE	2	10,204	1,406	12%	11,612
EXPRESS GENE MOLECULAR DIAGNOSTICS LABORATORY	1	10,030	1,517	13%	11,548
VIKOR SCIENTIFIC	49	9,556	1,839	16%	11,444
CENTRAL FLORIDA REGIONAL HOSPITAL		10,212	1,200	11%	11,412
MEASE COUNTRYSIDE LAB	14	10,094	1,281	11%	11,389
ADVENTHEALTH CENTRA CARE WATERFORD LAKES		9,521	1,859	16%	11,380
ADVENT HEALTH - WESLEY CHAPEL	14	10,291	1,064	9%	11,369
DOCTORS HOSPITAL	7	9,483	1,785	16%	11,275
NORTHSIDE HOSPITAL AND HEART INSTITUTE		10,089	1,108	10%	11,197
AMERICAN FAMILY CARE	1	6,603	4,512	41%	11,116
JOHNS HOPKINS ALL CHILDREN'S HOSPITAL		10,290	694	6%	10,984
CORAL SPRINGS MED CTR		9,909	1,070	10%	10,979
SARKIS CLINICAL TRIALS	25	9,575	1,333	12%	10,933
FLORIDA HOSPITAL DELAND	10	9,565	1,292	12%	10,867
LEON MEDICAL CENTERS LLC		8,633	2,192	20%	10,825
BAPTIST HEALTH SOUTH FLORIDA - COUNTRY WALK URGENT CARE		8,847	1,882	18%	10,729
HEALTHQUEST ESOTERICS		9,153	1,559	15%	10,712
NCF DIAGNOSTICS & DNA TECHNOLOGIES LAB	166	9,992	535	5%	10,693
ADVENTHEALTH CENTRA CARE ST CLOUD	1	9,016	1,470	14%	10,487
WEST PALM HOSPITAL LAB		9,640	806	8%	10,446
LARKIN COMMUNITY HOSPITAL INC DBA CARDIOTROPIC		6,819	3,620	35%	10,439
LEE DAVIS COMMUNITY RESOURCE CENTER		8,851	1,540	15%	10,391
LABSTAT LLC	23	9,807	475	5%	10,305
FAU		9,476	822	8%	10,298
SYNERGY LABORATORIES	34	9,011	1,173	11%	10,218
AVECINA MEDICAL	4	6,205	3,831	38%	10,040
MEDARBOR DIAGNOSTICS	1	8,840	1,148	11%	9,989
OCALA REGIONAL MEDICAL CENTER		8,728	1,239	12%	9,967
H LEE MOFFITT CANCER CENTER LABORATORY	2	9,630	259	3%	9,891
BROWARD HEALTH NORTH CLINICAL LABORATORY		8,781	1,094	11%	9,875
P4 CLINICAL, LLC	205	8,700	969	10%	9,874
GENE BY GENE, GENOMICS RESEARCH CENTER LAB	44	9,202	610	6%	9,856
FLORIDA HOSPITAL FLAGLER	29	8,910	912	9%	9,851
SRQ DRIVE THROUGH☐		8,944	905	9%	9,849
AVECINA	20	9,006	704	7%	9,730
NORTH SHORE MEDICAL CENTER		8,088	1,600	17%	9,688
PALM BEACH BALL PARK		8,607	1,028	11%	9,635
BOSTON HEART DIAGNOSTICS CORP		8,410	1,208	13%	9,618
FLORIDA HOSPITAL OF CARROLLWOOD	23	8,184	1,339	14%	9,546
LEE HEALTH - GULF COAST MEDICAL CENTER	2	7,731	1,768	19%	9,501
FLORIDA HOSPITAL ZEPHYRHILLS	10	8,422	1,061	11%	9,493
SANTA ROSA MEDICAL CENTER	2	7,738	1,505	16%	9,245
BAPTIST HEALTH - BEACHES		8,475	667	7%	9,142
INFORM DIAGNOSTICS, INC		8,568	512	6%	9,080
ADVENTHEALTH CENTRA CARE CLERMONT		7,827	1,238	14%	9,065
ADVENTHEALTH CENTRA CARE UNIVERSITY	1	8,011	1,045	12%	9,057

COVID-19: testing by laboratory

Data through Apr 13, 2021 verified as of Apr 14, 2021 at 09:25 AM

Data in this report are provisional and subject to change.

The numbers in the table below represent the number of Florida and non-Florida residents for whom test results were received by the Department of Health. A person can be tested by more than one laboratory and can have both positive and negative results. **Therefore, the sum of the numbers in each column will be larger than the total number of people tested.**

Reporting lab	Inconclusive	Negative	Positive	Percent positive	Total
ANNE BATES LEACH EYE HOSPITAL/ ABLEH MICROBIOLOGY LABORATORY	9	8,858	127	1%	8,994
CERNERELR_BAYCARE	43	8,320	616	7%	8,979
NCH DOWNTOWN NAPLES HOSPITAL	16	8,215	725	8%	8,956
INDIAN RIVER MEDICAL CENTER		7,886	1,046	12%	8,932
CLEVELAND CLINIC MARTIN SOUTH HOSPITAL	1	7,958	951	11%	8,910
BAPTIST HEALTH SOUTH FLORIDA - MIAMI LAKES URGENT CARE		6,998	1,902	21%	8,900
ADVENTHEALTH CENTRA CARE WINTER GARDEN	1	7,832	1,007	11%	8,840
ADVENTHEALTH CENTRA CARE WINTER PARK		7,923	916	10%	8,839
FLORIDA HOSPITAL OCALA		7,800	1,017	12%	8,817
MEMORIAL HOSPITAL WEST LABORATORY SERVICES	14	8,006	788	9%	8,808
BAYCARE COMMUNITY HEALTH		8,597	198	2%	8,795
CLEVELAND CLINIC MARTIN NORTH HOSPITAL		7,839	953	11%	8,792
SOUTH BAY HOSPITAL CLINICAL LAB	1	7,848	926	11%	8,775
MEMORIAL HOSPITAL MICRO		8,083	569	7%	8,652
KD MEDICAL CHOICE LLC	5	7,844	751	9%	8,600
POINCIANA MEDICAL CENTER		6,694	1,791	21%	8,485
ST LUCIE MEDICAL CENTER		6,842	1,571	19%	8,413
ADVENTHEALTH CENTRA CARE LAKELAND	1	7,253	1,125	13%	8,379
WEST MARION COMMUINITY HOSPTIAL LAB		6,997	1,356	16%	8,353
AVECINA MEDICAL OAKLEAF	3	6,977	1,330	16%	8,310
ISPM LABS, LLC DBA CAPSTONE DIAGNOSTICS, LLC		7,839	397	5%	8,236
CERNERELR_BAPTISTMIAMI	31	7,313	862	11%	8,206
NCH NORTH NAPLES HOSPITAL	9	7,413	781	10%	8,203
ADVENTHEALTH CENTRA CARE LEE ROAD		7,262	863	11%	8,125
LAKEWOOD RANCH MEDICAL CENTER		7,484	633	8%	8,117
FLORIDA HOSPITAL FISH MEMORIAL	19	6,872	1,192	15%	8,083
MORTON PLANT-MEASE	5	7,140	776	10%	7,921
ATLANTIS URGENT CARE	12	6,197	1,711	22%	7,920
ADVENTHEALTH CENTRA CARE HUNTERS CREEK	3	6,837	1,057	13%	7,897
ARCPOINT LABS OF FORT MYERS	5	6,877	932	12%	7,814
ADVENTHEALTH CENTRA CARE DR PHILLIPS		6,999	771	10%	7,770
PARAMOUNT URGENT CARE	2	4,459	3,275	42%	7,736
ADVENTHEALTH CENTRA CARE SANFORD		6,783	935	12%	7,718
QDX PATHOLOGY SERVICES	2	7,295	418	5%	7,715
BAPTIST HEALTH SOUTH FLORIDA - WESTCHESTER URGENT CARE		6,335	1,356	18%	7,691
BAYFRONT HEALTH - PORT CHARLOTTE		7,070	593	8%	7,663
NCH NORTH NAPLES HOSPITAL LAB	15	6,733	830	11%	7,578
HIALEAH HOSPITAL	4	5,903	1,654	22%	7,561
ADVENTHEALTH CENTRA CARE LAKE MARY	2	6,502	981	13%	7,485
EMERALD COAST URGENT CARE		5,861	1,606	22%	7,467
LEE HEALTH CONVENIENT CARE - PAGE FIELD		6,625	823	11%	7,448
ADVENTHEALTH CENTRA CARE APOPKA	1	6,366	1,056	14%	7,423
BAPTIST HEALTH SOUTH FLORIDA - DORAL URGENT CARE		5,951	1,453	20%	7,404
ADVENTHEALTH CENTRA CARE MOUNT DORA		6,252	1,120	15%	7,372
ADVENTIST HEALTH SYSTEMS, SUNBELT INC		6,334	960	13%	7,294
ADVENTHEALTH CENTRA CARE KISSIMMEE		6,520	742	10%	7,262

COVID-19: testing by laboratory

Data through Apr 13, 2021 verified as of Apr 14, 2021 at 09:25 AM

Data in this report are provisional and subject to change.

The numbers in the table below represent the number of Florida and non-Florida residents for whom test results were received by the Department of Health. A person can be tested by more than one laboratory and can have both positive and negative results. **Therefore, the sum of the numbers in each column will be larger than the total number of people tested.**

Reporting lab	Inconclusive	Negative	Positive	Percent positive	Total
OVIEDO MEDICAL CENTER		6,517	739	10%	7,256
BAPTIST HEALTH - NASSAU		6,859	361	5%	7,220
SPORTS DRUG TESTING LABORATORY	113	6,874	178	2%	7,165
EGLIN AIR FORCE BASE	14	5,413	1,685	24%	7,112
MEDEXPRESS URGENT CARE OF BOYNTON BEACH LLC		6,524	575	8%	7,099
HOLIDAY CVS LLC		6,719	376	5%	7,095
COMMUNITY HEALTH CENTERS OF PINELLAS INC	1	5,741	1,345	19%	7,087
MEDEXPRESS URGENT CARE	2	4,847	2,162	31%	7,011
IMPERIAL POINT MEDICAL CENTER		6,371	607	9%	6,978
AVERO DIAGNOSTICS - IRVING	11	6,491	474	7%	6,976
EMPIRE CITY LABORATORIES INC	87	5,894	972	14%	6,953
ST PETERSBURG GENERAL HOSPITAL		5,866	1,003	15%	6,869
ADVENTHEALTH CENTRA CARE ALTAMONTE		6,007	859	13%	6,866
SUNCOAST PATHOLOGY ASSOCIATES		6,255	587	9%	6,842
LUMINUS DIAGNOSTICS		6,282	556	8%	6,838
UNKNOWN	5	3,511	3,292	48%	6,808
ADVENTHEALTH EXPRESS CARE		5,605	1,172	17%	6,777
DYNIX DIAGNOSTIX		6,066	647	10%	6,713
MINUTECLINIC LLC		5,698	1,005	15%	6,703
MEDEXPRESS URGENT CARE HUDSON		5,760	942	14%	6,702
VISTA CLINICAL	8	3,887	2,716	41%	6,611
ST JOSEPHS NORTH HOSPITAL LAB	7	5,627	966	15%	6,600
CLINICAL REFERENCE LABORATORY	2	6,255	340	5%	6,597
ACUTIS DIAGNOSTICS	171	5,303	1,102	17%	6,576
FORT WALTON BEACH MEDICAL CENTER		5,618	919	14%	6,537
SOLARIS DIAGNOSTICS	11	5,911	583	9%	6,505
ADVENTHEALTH CENTRA CARE AZALEA PARK		5,559	922	14%	6,481
AHCC WESLEY CHAPEL		5,684	740	12%	6,424
FLORIDA HOSPITAL NORTH PINELLAS	11	5,818	509	8%	6,338
ADVENTHEALTH CENTRA CARE OVIEDO		5,400	885	14%	6,285
ADVENT HEALTH - HEART OF FLORIDA ER	1	5,422	838	13%	6,261
NORTHWEST FLORIDA COMMUNITY HOSPITAL	46	4,686	1,457	24%	6,189
MICROGEN DX	4	5,448	717	12%	6,169
BAPTIST HEALTH SOUTH FLORIDA - PEMBROKE PINES URGENT CARE		5,102	1,052	17%	6,154
MINUTECLINIC		5,227	890	15%	6,117
FLORIDA COMMUNITY HEALTH CENTER		4,907	1,193	20%	6,100
ANGEL KIDS PEDIATRICS		5,759	328	5%	6,087
MINUTECLINIC LLC #1067		5,247	837	14%	6,084
MINUTECLINIC LLC #3703		4,898	1,106	18%	6,004
HOLMES REG MED CENTER CLINICAL LAB		5,293	659	11%	5,952
PUTNAM COMMUNITY MEDICAL CENTER		5,208	726	12%	5,934
DOCTORS URGENT CARE LLC	1	4,827	1,089	18%	5,917
BAYFRONT HEALTH - VENICE REGIONAL MEDICAL	1	5,374	537	9%	5,912
WELLINGTON REGIONAL MEDICAL CENTER		5,430	479	8%	5,909
ADVENTHEALTH CENTRA CARE LONGWOOD		5,161	744	13%	5,905
PRO CLINIC		4,808	1,080	18%	5,888

COVID-19: testing by laboratory

Data through Apr 13, 2021 verified as of Apr 14, 2021 at 09:25 AM

Data in this report are provisional and subject to change.

The numbers in the table below represent the number of Florida and non-Florida residents for whom test results were received by the Department of Health. A person can be tested by more than one laboratory and can have both positive and negative results. **Therefore, the sum of the numbers in each column will be larger than the total number of people tested.**

Reporting lab	Inconclusive	Negative	Positive	Percent positive	Total
MINUTECLINIC LLC #8396		5,020	868	15%	5,888
ADVENTHEALTH CENTRA CARE SOUTH ORANGE		5,002	821	14%	5,823
SOUTH FLORIDA BAPTIST HOSPITAL MICRO	4	4,830	966	17%	5,800
COASTAL MED URGENT CARE		4,248	1,550	27%	5,798
URGENT CARE OF THE PALM BEACHES		4,828	948	16%	5,776
ADVENTHEALTH CENTRA CARE ORANGE LAKE		5,052	704	12%	5,756
LABORATORY OF FLORIDA LLC	41	5,199	473	8%	5,713
DOCTORS URGENT CARE OF LUTZ LLC	1	4,604	1,093	19%	5,698
ADVENTHEALTH CENTRA CARE PORT ORANGE		4,752	905	16%	5,657
FLORIDA FAMILY LABORATORY, INC DBA	45	5,169	443	8%	5,657
HEALTH FIRST ADVENTHEALTH CENTRA CARE - TITUSVILLE		4,763	859	15%	5,622
SUNRISE MEDICAL LABORATORIES	2	5,187	400	7%	5,589
ADVENTHEALTH CENTRA CARE SAND LAKE		4,964	592	11%	5,556
MEDEXPRESS URGENT CARE - ROYAL PALM BEACH		4,923	605	11%	5,528
MEDICAL DNA LABS LLC	3	5,022	481	9%	5,506
UNIVERSITY HOSPITAL AND MEDICAL CENTER		4,189	1,296	24%	5,485
MEDEXPRESS URGENT CARE - GOLDEN GATE		4,818	649	12%	5,467
ALTRU DIAGNOSTICS INC	5	5,258	202	4%	5,465
MEDEXPRESS URGENT CARE - ESTERO		4,884	576	11%	5,460
TROPICANA FIELD - LOT 2☐	19	4,935	493	9%	5,447
MEDCOMP SCIENCES LLC	121	3,318	1,999	37%	5,438
URGENT CARE CURE	2	4,663	752	14%	5,417
PALMS OF PASADENA HOSPITAL		4,838	572	11%	5,410
ADVENTHEALTH CENTRA CARE LEESBURG		4,423	986	18%	5,409
BAPTIST HEALTH - NORTH		4,301	1,107	20%	5,408
PHARMCO RX	2	5,082	302	6%	5,386
PEDIATRIC HEALTH CARE ALLIANCE PA		4,926	454	8%	5,380
ESCAMBIA COMMUNITY CLINICS INC	8	4,074	1,294	24%	5,376
BAPTIST HEALTH SOUTH FLORIDA - CORAL SPRINGS URGENT CARE		4,599	770	14%	5,369
BAPTIST HEALTH SOUTH FLORIDA - KENDALE LAKES URGENT CARE		4,277	1,029	19%	5,306
MEDEXPRESS URGENT CARE PALM BEACH GARDENS		4,788	473	9%	5,261
PARAMOUNT URGENT CARE INC	1	3,044	2,212	42%	5,257
MARTIN HOSPITAL SOUTH LAB		4,966	291	6%	5,257
DOCTORS HOSPITAL OF SARASOTA CLINICAL LABORATORY		4,583	663	13%	5,246
WESTCHESTER HOSPITAL	23	4,272	947	18%	5,242
BAPTIST HEALTH SOUTH FLORIDA - TAMIAMI TRAIL URGENT CARE		4,213	1,029	20%	5,242
THE CENTER FOR URGENT CARE	3	4,381	857	16%	5,241
HEALTH FIRST ADVENTHEALTH CENTRA CARE GATEWAY	1	4,686	528	10%	5,215
TALLAHASSEE PRIMARY CARE ASSOCIATES		4,524	600	12%	5,124
MINUTE CLINIC LLC		4,444	665	13%	5,109
TRINITY SPRINGS		4,372	729	14%	5,101
RAULERSON HOSPITAL		4,252	840	16%	5,092
PARAMOUNT URGENT CARE - WINDERMERE	2	3,313	1,720	34%	5,035
BAPTIST HEALTH SOUTH FLORIDA - PINECREST URGENT CARE		4,267	708	14%	4,975
BAPTIST HEALTH SOUTH FLORIDA - CORAL GABLES (UNIVERSITY) URGENT CARE		4,273	696	14%	4,969
BAPTIST HEALTH SOUTH FLORIDA - CORAL GABLES URGENT CARE		4,104	833	17%	4,937

COVID-19: testing by laboratory

Data through Apr 13, 2021 verified as of Apr 14, 2021 at 09:25 AM

Data in this report are provisional and subject to change.

The numbers in the table below represent the number of Florida and non-Florida residents for whom test results were received by the Department of Health. A person can be tested by more than one laboratory and can have both positive and negative results. **Therefore, the sum of the numbers in each column will be larger than the total number of people tested.**

Reporting lab	Inconclusive	Negative	Positive	Percent positive	Total
MEDEXPRESS URGENT CARE - LAKELAND		4,310	605	12%	4,915
MINUTECLINIC LLC # 0709		4,094	769	16%	4,863
BAYFRONT HEALTH - SEVEN RIVERS		4,416	409	8%	4,825
BAPTIST HEALTH SOUTH FLORIDA - PALMETTO BAY URGENT CARE		4,001	777	16%	4,778
BETHESDA HOSPITAL WEST		4,265	483	10%	4,748
FLAGLER HOSPITAL LABORATORY	8	3,653	1,047	22%	4,708
BAYFRONT HEALTH - BROOKSVILLE		4,162	514	11%	4,676
MEASE DUNEDIN HOSPITAL	5	4,160	499	11%	4,664
ASCENSION SACRED HEART - EMERALD COAST		3,902	760	16%	4,662
ADVENTHEALTH PROMPT CARE	2	3,417	1,239	27%	4,658
NIGHT LITE PEDIATRICS	4	3,344	1,259	27%	4,607
PREMIER MEDICAL	2	4,492	94	2%	4,588
QUICK CARE MED PL	2	3,875	691	15%	4,568
GENOSUR LLC	16	4,454	58	1%	4,528
ADVENTHEALTH CENTRA CARE COLONIAL TOWN	2	4,044	479	11%	4,525
MOFFITT CANCER CENTER	6	4,416	97	2%	4,519
PREMIER URGENT CARE OF BREVARD LLC	4	3,936	568	13%	4,508
VENTURE MEDICAL OF FLORIDA LLC		4,133	335	7%	4,468
BAYFRONT HEALTH - PUNTA GORDA		4,104	332	7%	4,436
DESOTO MEMORIAL HOSPITAL	3	3,617	773	18%	4,393
TWIN CITIES HOSPITAL	1	3,863	517	12%	4,381
BAYFRONT HEALTH - SPRING HILL		4,018	359	8%	4,377
MEMORIAL HOSPITAL- MIRAMAR	12	4,031	321	7%	4,364
US BIOTEK LABORATORIES	15	3,953	369	9%	4,337
GENESIS DIAGNOSTICS		4,089	248	6%	4,337
PALMS MEDICAL GROUP	5	2,978	1,351	31%	4,334
ENGLEWOOD COMMUNITY HOSPITAL		3,940	384	9%	4,324
BAYA PHARMACY & URGENT CARE		3,162	1,112	26%	4,274
ACCU REFERENCE MEDICAL LAB	9	3,461	796	19%	4,266
ADVENTIST HEALTH SYSTEMS SUNBELT IN DBA		3,783	480	11%	4,263
DOCTORS TEST CENTERS		3,764	484	11%	4,248
AMELIA URGENT CARE		2,597	1,622	38%	4,219
MINUTECLINIC LLC #3463		3,518	695	16%	4,213
MEDEXPRESS URGENT CARE CAPE CORAL		3,599	587	14%	4,186
LAKESIDE MEDICAL CENTER		3,326	832	20%	4,158
MINUTECLINIC LLC #3631		3,516	623	15%	4,139
ADVENTHEALTH CENTRA CARE		3,644	455	11%	4,099
MEDIPATH LLC		3,627	472	12%	4,099
MINUTECLINIC LLC 5852		3,500	578	14%	4,078
NIGHT LITE PEDIATRICS URGENT CARE	1	3,417	649	16%	4,067
ADVENTHEALTH CENTRA CARE WINTER HAVEN	1	3,045	1,009	25%	4,055
MINUTECLINIC LLC #5253		3,343	681	17%	4,024
MINUTECLINIC LLC #5249		3,229	736	19%	3,965
MEDEXPRESS URGENT CARE LEHIGH ACRES		3,368	541	14%	3,909
BAPTIST HEALTH SOUTH FLORIDA - DAVIE URGENT CARE		3,193	693	18%	3,886
MINUTECLINIC LLC #5190		3,182	687	18%	3,869

COVID-19: testing by laboratory

Data through Apr 13, 2021 verified as of Apr 14, 2021 at 09:25 AM

Data in this report are provisional and subject to change.

The numbers in the table below represent the number of Florida and non-Florida residents for whom test results were received by the Department of Health. A person can be tested by more than one laboratory and can have both positive and negative results. **Therefore, the sum of the numbers in each column will be larger than the total number of people tested.**

Reporting lab	Inconclusive	Negative	Positive	Percent positive	Total
MC DIAGNOSTIC OF CONNECTICUT, PC #2220		3,326	532	14%	3,858
HOLIDAY CVS LLC DBA CVS PHARMACY #5154		3,735	107	3%	3,842
BAYFRONTVENICEREGIONAL		3,655	125	3%	3,780
SIPARADIGM LLC	55	3,459	258	7%	3,772
BAPTIST HEALTH SOUTH FLORIDA - WESTON URGENT CARE		3,267	492	13%	3,759
MINUTECLINIC LLC #5854		3,124	625	17%	3,749
HIGHLANDS REGIONAL MEDICAL CENTER		2,935	800	21%	3,735
HEALTH FIRST ADVENTHEALTH CENTRA CARE COCOA		3,304	361	10%	3,665
SPECTOR SCIENTIFIC LAB	14	2,726	924	25%	3,664
ADVENT HEALTH - NEW SMYRNA		3,021	638	17%	3,659
CARENOW URGENT CARE	1	2,266	1,389	38%	3,656
BARTOW REGIONAL MEDICAL CENTER	1	3,068	558	15%	3,627
CLARITY LAB SOLUTIONS LLC		3,608	4	0%	3,612
PRECISION HEALTH SOLUTIONS		3,416	176	5%	3,592
LOWER KEYS MEDICAL CENTER		3,259	308	9%	3,567
MINUTECLINIC LLC #3662		3,023	543	15%	3,566
BRASHEAR'S VITAL CARE CORP		2,823	742	21%	3,565
PROHEALTH	3	1,978	1,579	44%	3,560
BAPTIST HEALTH SOUTH FLORIDA - BRICKELL URGENT CARE		2,927	616	17%	3,543
VERILY LIFE SCIENCES	3	3,457	56	2%	3,516
ADVENTHEALTH CENTRA CARE KIDS LAKE MARY		3,249	262	7%	3,511
MEDEXPRESS URGENT CARE - DELAND		3,106	382	11%	3,488
BAPTIST HEALTH URGENT CARE AT SAWGRASS		2,893	585	17%	3,478
ADVENT HEALTH CENTRA CARE -WINTER PARK KIDS URGENT CARE	4	3,183	282	8%	3,469
PARAMOUNT URGENT CARE - ORLANDO		2,444	1,022	29%	3,466
HEALTH FIRST ADVENTHEALTH CENTRA CARE MALABAR		3,130	335	10%	3,465
MINUTECLINIC LLC #4415		2,931	522	15%	3,453
MINUTECLINIC LLC # 3930		2,971	482	14%	3,453
MINUTECLINIC LLC #7886		2,987	456	13%	3,443
MINUTECLINIC LLC #7887		3,003	437	13%	3,440
PHYSICIANS REGIONAL MEDICAL CENTER - COLLIER BLVD	1	2,603	833	24%	3,437
MINUTECLINIC LLC #5214		2,937	495	14%	3,432
MIDWAY SPECIALTY CARE CENTER DIAGNOSTICS	38	3,154	239	7%	3,431
MINUTECLINIC LLC #1771		2,882	536	16%	3,418
IMMOKALEE CHD		3,155	234	7%	3,389
MINUTECLINIC LLC #4458		2,835	553	16%	3,388
SCION LAB SERVICES LLC	26	3,094	262	8%	3,382
MEDEXPRESS URGENT CARE - VERO BEACH		2,929	436	13%	3,365
MINUTECLINIC LLC #7225		2,835	516	15%	3,351
EXACT SCIENCES LABORATORIES, LLC		3,063	286	9%	3,349
MEDONE PLLC		2,558	788	24%	3,346
MINUTECLINIC LLC # 0514		2,923	419	13%	3,342
MINUTECLINIC LLC #3814		2,833	502	15%	3,335
MINUTECLINIC, LLC #4015		2,659	675	20%	3,334
WALGREEN CO	2	2,932	378	11%	3,312
AFC PHYSICIANS OF FLORIDA		2,520	766	23%	3,286

COVID-19: testing by laboratory

Data through Apr 13, 2021 verified as of Apr 14, 2021 at 09:25 AM

Data in this report are provisional and subject to change.

The numbers in the table below represent the number of Florida and non-Florida residents for whom test results were received by the Department of Health. A person can be tested by more than one laboratory and can have both positive and negative results. **Therefore, the sum of the numbers in each column will be larger than the total number of people tested.**

Reporting lab	Inconclusive	Negative	Positive	Percent positive	Total
MINUTECLINIC LLC #3257		2,727	534	16%	3,261
MINUTECLINIC LLC # 3686		2,781	478	15%	3,259
PRIMEHEALTH URGENT CARE INC		2,764	474	15%	3,238
BAPTIST HEALTH EMERGENCY CENTER COUNTRY WALK	1	2,732	497	15%	3,230
MINUTECLINIC, LLC #3204		2,690	534	17%	3,224
STEWARD ROCKLEDGE HOSPITAL	1	2,846	364	11%	3,211
BMCT Molecular Diagnostics Subsection		2,684	523	16%	3,207
SELECT LABORATORIES - MARION COUNTY, FL LLC	5	2,888	307	10%	3,200
BAPTIST HEALTH - CLAY		2,753	415	13%	3,168
MARINERS HOSPITAL	1	2,840	300	10%	3,141
MINUTECLINIC LLC #1055		2,577	563	18%	3,140
MEMORIAL HOSPITAL PEMBROKE	3	2,779	358	11%	3,140
MINUTECLINIC LLC #3291		2,672	456	15%	3,128
MARION E FETHER MEDICAL CENTER, THE		2,853	267	9%	3,120
MINUTECLINIC LLC #3003		2,540	574	18%	3,114
ADVENTHEALTH CENTRA CARE CONWAY		2,622	472	15%	3,094
MINUTECLINIC LLC #7973		2,670	418	14%	3,088
GESSLER CLINIC	2	2,122	948	31%	3,072
MINUTECLINIC, LLC #5817		2,546	522	17%	3,068
MINUTECLINIC LLC # 3579		2,536	526	17%	3,062
PARAMOUNT URGENT CARE - OVIEDO		2,155	901	29%	3,056
ACCESS POINT HEALTHCARE URGENT & PRIMARY CARE	2	2,363	690	23%	3,055
MINUTECLINIC LLC #3748		2,468	562	19%	3,030
MINUTECLINIC LLC #3705		2,659	356	12%	3,015
MINUTECLINIC LLC # 7933		2,651	350	12%	3,001
MEDEXPRESS URGENT CARE CORAL SPRINGS		2,660	330	11%	2,990
VETERANS AFFAIRS MEDICAL CENTER - ORLANDO	1	1,343	1,627	55%	2,971
MINUTECLINIC LLC #3255		2,625	343	12%	2,968
MEDEXPRESS FORT MYERS		2,597	369	12%	2,966
MINUTECLINIC LLC #5924		2,540	423	14%	2,963
MINUTECLINIC LLC #7173		2,570	391	13%	2,961
KEYS AHEC SCHOOL MEDICAL CLINIC	15	2,810	130	4%	2,955
NXGEN MDX LLC	6	2,589	316	11%	2,911
MINUTECLINIC, LLC (CLINIC 10699)		2,538	372	13%	2,910
MINUTECLINIC LLC #5216		2,500	403	14%	2,903
MINUTECLINIC LLC #3654		2,404	487	17%	2,891
STONE CLINICAL LABORATORIES		2,790	96	3%	2,886
WALGREENS ORLANDO	3	2,538	340	12%	2,881
MEDIQUICK URGENT CARE CENTERS INC		2,170	701	24%	2,871
BLUE MED CONSULTANTS		2,753	108	4%	2,861
VA PAIN CLINIC	4	2,754	102	4%	2,860
BAPTIST HEALTH - OAKLEAF		2,389	455	16%	2,844
CAREFAST+	1	2,066	764	27%	2,831
MINUTECLINIC LLC #4612		2,292	522	19%	2,814
BAPTIST HEALTHCARE - GULF BREEZE HOSPITAL	3	2,327	473	17%	2,803
PHYSICIANS PRIMARY CARE	2	2,521	267	10%	2,790

COVID-19: testing by laboratory

Data through Apr 13, 2021 verified as of Apr 14, 2021 at 09:25 AM

Data in this report are provisional and subject to change.

The numbers in the table below represent the number of Florida and non-Florida residents for whom test results were received by the Department of Health. A person can be tested by more than one laboratory and can have both positive and negative results. **Therefore, the sum of the numbers in each column will be larger than the total number of people tested.**

Reporting lab	Inconclusive	Negative	Positive	Percent positive	Total
MINUTECLINIC LLC #3648		2,290	500	18%	2,790
MINUTECLINIC LLC #4024		2,436	352	13%	2,788
CELESTA MEDICAL SERVICES LLC DBA - AMERICAN RESEARCH LABS		2,544	236	8%	2,780
MINUTECLINIC LLC #3285		2,409	359	13%	2,768
MINUTECLINIC LLC #1807		2,326	442	16%	2,768
MEDEXPRESS URGENT CARE - CLEWISTON		2,308	456	16%	2,764
BAY MEDICAL CENTER SACRED HEART HEALTH SYSTEM		2,153	606	22%	2,759
CITRUS MEMORIAL HOSPITAL LABORATORY		2,251	504	18%	2,755
SACRED HEART HEALTH SYSTEM, INC	1	1,871	872	32%	2,744
VITRO MOLECULAR LABORATORIES	50	2,492	199	7%	2,741
HEALTH CARE DISTRICT OF PALM BEACH COUNTY	2	2,503	228	8%	2,733
MINUTECLINIC LLC #6007		2,333	392	14%	2,725
ADVENT HEALTH - DADE CITY		2,394	330	12%	2,724
MINUTECLINIC LLC #4201		2,361	353	13%	2,714
AFC PHYSICIANS OF FLORIDA PA		2,163	534	20%	2,697
CHARLES AIESI CONSULTING INC	13	2,393	286	11%	2,692
LAKELAND REGIONAL HEALTH PABLO		2,373	319	12%	2,692
MINUTECLINIC LLC #1350		2,353	327	12%	2,680
MINUTECLINIC LLC #476		2,311	364	14%	2,675
MINUTECLINIC LLC #3635		2,307	361	14%	2,668
JUPITER MEDICAL CENTER URGENT CARE		2,082	582	22%	2,664
AMELIA EXPRESS CARE LLC	10	2,316	334	13%	2,660
MEDEXPRESS URGENT CARE BOCA RATON		2,411	241	9%	2,652
BAPTIST HEALTH SOUTH FLORIDA - MIAMI BEACH URGENT CARE		2,256	395	15%	2,651
EMERGENCY PHYSICIANS MEDICAL CENTER		1,512	1,127	43%	2,639
MINUTECLINIC LLC #1821		2,355	282	11%	2,637
MINUTECLINIC LLC #8381		2,293	343	13%	2,636
EMERALD COAST URGENT CARE, LLC	1	1,970	660	25%	2,631
DONALD W ROBERTSON DO PA		2,028	569	22%	2,597
DR G'S URGENT CARE		2,255	339	13%	2,594
ADVENT HEALTH - OCALA		2,124	447	17%	2,571
MINUTECLINIC LLC #5069		2,160	411	16%	2,571
MINUTECLINIC LLC #5157		2,231	329	13%	2,560
PATIENTS FIRST – THOMASVILLE ROAD		2,278	279	11%	2,557
PARRISH MEDICAL CENTER	1	2,208	304	12%	2,513
FLORIDA MEDICAL CLINIC	3	1,151	1,354	54%	2,508
EMERALD COAST URGENT CARE LLC		1,825	657	26%	2,482
JACKSON HOSPITAL CLINICAL LABORATORY		2,161	316	13%	2,477
BOND URGENT CARE LLC		1,866	607	25%	2,473
TAMPA COMMUNITY HOSPITAL		2,111	351	14%	2,462
MINUTECLINIC, LLC # 4469		2,165	297	12%	2,462
LAKE WALES MEDICAL CENTER INC		2,164	293	12%	2,457
WHOLE FAMILY HEALTH CENTER INC		1,981	439	18%	2,420
PHYSICIANS STAT LAB	3	1,076	1,340	55%	2,419
COMMUNITY HEALTH NORTHWEST FLORIDA	4	1,857	554	23%	2,415
ASCENSION SACRED HEART - GULF		1,834	539	23%	2,373

COVID-19: testing by laboratory

Data through Apr 13, 2021 verified as of Apr 14, 2021 at 09:25 AM

Data in this report are provisional and subject to change.

The numbers in the table below represent the number of Florida and non-Florida residents for whom test results were received by the Department of Health. A person can be tested by more than one laboratory and can have both positive and negative results. **Therefore, the sum of the numbers in each column will be larger than the total number of people tested.**

Reporting lab	Inconclusive	Negative	Positive	Percent positive	Total
NCHMD INC		1,998	370	16%	2,368
MINUTECLINIC LLC #1815		2,103	254	11%	2,357
MINUTECLINIC LLC #214		1,974	374	16%	2,348
MEDEXPRESS PORT CHARLOTTE		2,088	246	11%	2,334
INTELEX LABS, LLC		2,253	77	3%	2,330
MINI ER WATERFORD LAKES, THE		1,998	325	14%	2,323
PHYSICIAN ASSOCIATES		2,070	241	10%	2,311
CORE DIAGNOSTIC LABORATORIES LLC	17	1,966	325	14%	2,308
LEE HEALTH - COCONUT POINT CLINICAL LAB	2	1,872	433	19%	2,307
GENOME LLC	2	2,110	168	7%	2,280
ASSOCIATED PATHOLOGISTS, LLC	3	1,875	394	17%	2,272
UNIVERSITY OF NORTH FLORIDA STUDENT HEALTH		2,166	76	3%	2,242
MINUTECLINIC LLC #3236		1,907	332	15%	2,239
PRIMEHEALTH URGENT CARE	1	1,865	361	16%	2,227
FLOWERS HOSPITAL		1,986	192	9%	2,178
OPTUM LABS LLC	1	1,977	198	9%	2,176
PENSACOLA PEDIATRICS PA	1	1,973	175	8%	2,149
NCH NORTHEAST	7	1,683	441	21%	2,131
BAPTIST HEALTH EMERGENCY CENTER AT WEST CORAL WAY		1,719	403	19%	2,122
MINUTECLINIC LLC #3637		1,699	400	19%	2,099
FIU-HEALTH AUXILIARY LABORATORY	6	1,959	126	6%	2,091
MARTIN HEALTH SYSTEM - ST LUCIE WEST		1,887	191	9%	2,078
LITTLE PINE PEDIATRICS	1	1,751	275	14%	2,027
GENUS3		1,946	74	4%	2,020
MEDICAL CONSULTANTS OF FLORIDA, LLC	2	1,697	305	15%	2,004
BARDMOOR LABORATORY	9	1,682	306	15%	1,997
WILLIAM OWEN PASS PARK		1,738	257	13%	1,995
DOC SMILEYS URGENT CARE LLC		1,629	364	18%	1,993
ARCPOINT LABS		1,388	599	30%	1,987
DOC SMILEY'S URGENT CARE		1,706	247	13%	1,953
MEDFAST URGENT CARE CENTERS LLC	2	608	1,327	69%	1,937
BAYFRONT HEALTH - CITRUS HILLS		1,691	224	12%	1,915
WHITE WILSON MEDICAL CENTER		522	1,365	72%	1,887
ADVANCED MEDICAL OF NAPLES LLC		1,687	197	10%	1,884
MINUTECLINIC LLC #8927		1,588	281	15%	1,869
STATMED OCALA	7	1,669	191	10%	1,867
BROWNWOOD CARE CENTER		1,628	227	12%	1,855
MINUTECLNIC LLC		1,620	230	12%	1,850
MINUTECLINIC, LLC #3245		1,498	349	19%	1,847
LABORATORY SPECIALISTS OF MICHIGAN		1,511	320	17%	1,831
MINUTECLINIC LLC #5187		1,593	231	13%	1,824
MIAMI JEWISH HEALTH SYSTEMS		1,750	74	4%	1,824
KETAMINE HEALTH CENTERS LLC	1	1,661	152	8%	1,814
GRAVITY DIAGNOSTICS, LLC	5	1,640	164	9%	1,809
GENESIS LABORATORY MANAGEMENT	14	1,548	244	14%	1,806
NEIGHBORHOOD MEDICAL CENTER INC	17	1,588	183	10%	1,788

COVID-19: testing by laboratory

Data through Apr 13, 2021 verified as of Apr 14, 2021 at 09:25 AM

Data in this report are provisional and subject to change.

The numbers in the table below represent the number of Florida and non-Florida residents for whom test results were received by the Department of Health. A person can be tested by more than one laboratory and can have both positive and negative results. **Therefore, the sum of the numbers in each column will be larger than the total number of people tested.**

Reporting lab	Inconclusive	Negative	Positive	Percent positive	Total
RIVER TOWN DIAGNOSTIC LLC		1,470	286	16%	1,756
READY RESPONDERS FLORIDA, PLLC		1,509	238	14%	1,747
ED FRASER MEMORIAL HOSPITAL		1,499	248	14%	1,747
BIO-TECH CLINICAL LABORATORIES INC		1,517	221	13%	1,738
SPARROW HEALTHCARE	2	1,482	254	15%	1,738
IGENOMIX USA LLC	50	1,524	160	9%	1,734
Community_Health		1,533	199	11%	1,732
NORTH SHORE LONG ISLAND JEWISH HEALTH	1	1,635	90	5%	1,726
JW PLASTIC SURGERY		1,449	244	14%	1,693
LABTECH DIAGNOSTIC		1,391	291	17%	1,682
PROHEALTH MEDICAL CLINIC		1,037	636	38%	1,673
TOM LEE COMMUNITY HEALTH CENTER	1	1,134	524	32%	1,659
OPTUMCARE FLORIDA LLC		1,366	291	18%	1,657
PROJECT HEALTH, INC SUMTERVILLE	5	1,349	298	18%	1,652
SHELL POINT NURSING PAVILION	1	1,568	73	4%	1,642
PATIENTS FIRST LAKE ELLA MEDICAL CENTER		1,471	159	10%	1,630
ER QUICKCARE PL		1,392	223	14%	1,615
ELLENTON URGENT CARE		1,379	234	15%	1,613
SUNRISE URGENT CARE ASSOCIATES LLC D/B/A	9	1,114	482	30%	1,605
OPTEO LABORATORY		1,569	35	2%	1,604
HEALTH CENTRAL CLINICAL LABORATORY		1,412	175	11%	1,587
MEDEXPRESS URGENT CARE - JAX ATLANTIC BLVD		1,364	216	14%	1,580
ASSURANCE SCIENTIFIC LABORATORIES	1	1,295	283	18%	1,579
FLORIDA DEPARTMENT OF HEALTH IN POLK COUNTY	2	1,202	371	24%	1,575
MELBOURNE MEDICAL LABORATORY☐	2	1,367	204	13%	1,573
BAPTIST HEALTH SOUTH FLORIDA - COUNTRY WALK URGENT CARE EXPRESS		1,323	243	16%	1,566
FIRST QUALITY LABORATORY		1,462	98	6%	1,560
UNIVERSITY OF ALABAMA AT BIRMINGHAM		1,482	48	3%	1,530
PEDIATRIC HEALTH CARE ALLIANCE - NORTHDALE		1,398	132	9%	1,530
BAPTIST HEALTH SOUTH FLORIDA - KEY BISCANE URGENT CARE EXPRESS		1,336	191	13%	1,527
VRL EUROFINS		1,485	40	3%	1,525
BIOCERNA LLC	9	1,346	165	11%	1,520
QUICK CARE MED		1,194	301	20%	1,495
PARAMOUNT URGENT CARE VILLAGES		953	538	36%	1,491
BROAD INSTITUTE CLINICAL SEQUENCING RESEARCH PLATFORM	14	1,423	52	3%	1,489
CAREMED CLINIC LLC	1	1,186	297	20%	1,484
INNOVATIVE TRANSFUSION MEDICINE, INC	11	1,291	175	12%	1,477
APALACHEE CORRECTIONAL INSTITUTION EAST UNIT		1,449	26	2%	1,475
BAPTIST HEALTHCARE - JAY HOSPITAL	3	1,096	373	25%	1,472
ADVENTHEALTH CENTRA CARE TRINITY		1,276	196	13%	1,472
CAREFAST MURABELLA		977	494	34%	1,471
ST ANNES NURSING CENTER		1,424	33	2%	1,457
PARAMOUNT URGENT CARE - CLERMONT		807	645	44%	1,452
ADVANCE MEDICAL OF NAPLES		327	1,124	77%	1,451
UHEALTH CLINIC AT WALGREENS		1,176	274	19%	1,450
NYU HOSPITALS CENTER CLINICAL LABORATORIES		1,402	46	3%	1,448

COVID-19: testing by laboratory

Data through Apr 13, 2021 verified as of Apr 14, 2021 at 09:25 AM

Data in this report are provisional and subject to change.

The numbers in the table below represent the number of Florida and non-Florida residents for whom test results were received by the Department of Health. A person can be tested by more than one laboratory and can have both positive and negative results. **Therefore, the sum of the numbers in each column will be larger than the total number of people tested.**

Reporting lab	Inconclusive	Negative	Positive	Percent positive	Total
UHEALTH DEERFIELD BEACH/UMSYLVESTER DEERFIELD BEACH LABORATORY	3	1,380	55	4%	1,438
TREASURE COAST MEDICAL ASSOCIATES INC		747	688	48%	1,435
SMA LAB	12	1,260	157	11%	1,429
MYTEST DIAGNOSTICS		1,359	69	5%	1,428
TEMPUS CLINICAL LABORATORY	10	1,261	153	11%	1,424
PATIENTS CHOICE LABORATORIES		831	592	42%	1,423
PALM BAY HOSPITAL CLINICAL LABORATORY		1,036	381	27%	1,417
COASTAL LABORATORIES	1	1,120	287	20%	1,408
EUROFINS NTD, LLC		1,359	45	3%	1,404
AMELIA EXPRESS CARE	1	772	617	44%	1,390
ABSOLUTE GENOMICS	2	1,166	217	16%	1,385
CREEKSIDE CARE CENTER	1	1,204	176	13%	1,381
PRIMARY CARE SOUTH INC		899	472	34%	1,371
ASCENSION ST VINCENT'S - SOUTHSIDE		1,308	49	4%	1,357
VAVA PARTNERS LLC		528	821	61%	1,349
ADDICTION LABS OF AMERICA	3	1,250	80	6%	1,333
LAB24 INC	3	643	676	51%	1,322
XPRESS URGENT CARE	4	1,106	200	15%	1,310
AMERICAN SCIENTIFIC LABORATORIES LLC		1,286	19	1%	1,305
NORTH VISTA HOSPITAL LABORATORY		1,107	193	15%	1,300
HOLIDAY CVS LLC DBA CVSPHARMACY #5155		1,225	64	5%	1,289
PALM HARBOR PHARMACY		1,101	167	13%	1,268
NAPLES URGENT CARE	1	827	436	34%	1,264
LPG COCONUT POINT		1,044	207	17%	1,251
SOLARIS HEALTHCARE PALATKA		1,147	103	8%	1,250
STAGEZERO LIFE SCIENCES INC	4	1,141	104	8%	1,249
PROJECT HEALTH INC	4	1,061	180	14%	1,245
NORTH FLORIDA PEDIATRICS-TALLAHASSEE	1	1,138	103	8%	1,242
ADVANCED DIAGNOSTIC LABORATORY		1,188	47	4%	1,235
ST PETERSBURG PEDIATRICS	1	1,116	118	10%	1,235
CARENOW URGENT CARE – FORT PIERCE		871	354	29%	1,225
PALM BEACH ATLANTIC UNIVERSITY		1,183	38	3%	1,221
USF MORSANI CENTER FOR ADVANCED HEALTH CARE		1,072	148	12%	1,220
NORTH FLORIDA PEDIATRICS - LAKE CITY		997	219	18%	1,216
PROFESSIONAL HEALTH EXAMINERS DBA PROHEALTH	1	990	224	18%	1,215
CLINICORE		1,124	91	7%	1,215
GROWING TOGETHER PEDIATRICS LLC		1,139	65	5%	1,204
COASTAL PEDIATRIC GROUP		1,044	157	13%	1,201
EPN URGENT CARE NAPLES	2	792	406	34%	1,200
PEDIATRICS OF CENTRAL FLORIDA PA	20	1,113	62	5%	1,195
ACCESS MEDICAL LABS		746	448	38%	1,194
COLLIER URGENT CARE CENTERS CREEKSIDE		1,042	143	12%	1,185
ARCPOINT LABS OF CORAL SPRINGS FL		990	188	16%	1,178
CATALYST WALK IN CLINIC		918	233	20%	1,151
CAPSTONE HEALTHCARE		802	330	29%	1,132
VERITAS GENETICS	61	945	119	11%	1,125

COVID-19: testing by laboratory

Data through Apr 13, 2021 verified as of Apr 14, 2021 at 09:25 AM

Data in this report are provisional and subject to change.

The numbers in the table below represent the number of Florida and non-Florida residents for whom test results were received by the Department of Health. A person can be tested by more than one laboratory and can have both positive and negative results. **Therefore, the sum of the numbers in each column will be larger than the total number of people tested.**

Reporting lab	Inconclusive	Negative	Positive	Percent positive	Total
STEWARD REFERENCE LABORATORY	1	611	511	46%	1,123
EMERALD COAST PEDIATRICS		1,058	57	5%	1,115
TYNDALL AIR FORCE BASE		902	210	19%	1,112
MINUTE CLINIC INCORPORATE		1,061	40	4%	1,101
CAPE CANAVERAL HOSPITAL		809	290	26%	1,099
GENEIQ		1,035	63	6%	1,098
PENSACOLA PEDIATRICS PA - TIGER POINT	24	952	120	11%	1,096
XYZ LABORATORY	8	942	146	13%	1,096
INTERLACHEN PEDIATRICS		1,047	43	4%	1,090
PRIMARY CARE OF THE TREASURE COAST		956	134	12%	1,090
FISHERMENS HOSPITAL CLINICAL LAB		995	93	9%	1,088
INTERLACHEN PEDIATRICS PA		1,022	56	5%	1,078
PROFESSIONAL HEALTH EXAMINERS		929	148	14%	1,077
HENDRY REGIONAL MEDICAL CENTER CLINICAL LABORATORY		809	258	24%	1,067
EAST LAKE PEDIATRICS		942	124	12%	1,066
AMERICAN FAMILY CARE PENSACOLA WEST		533	533	50%	1,066
RAINBOW RIVER MEDICAL LABORATORY		978	83	8%	1,061
MINUTECLINIC, LLC DBA MINUTECLINIC #4717		1,011	42	4%	1,053
LENCO MEDICAL LABORATORY		994	56	5%	1,050
HALIFAX MEDICAL CENTER-PORT ORANGE LAB		897	147	14%	1,044
SPEARHEAD MEDICAL		928	97	9%	1,025
VRL EUROFINS - DALLAS		996	13	1%	1,009
VERITOR		850	158	16%	1,008
PHAROS HEALTH		756	250	25%	1,006
THE HEALTH CENTER OF PLANT CITY		928	77	8%	1,005
WOODLANDS MEDICAL SPECIALISTS		741	262	26%	1,003
CLARITY LABS		896	103	10%	999
ADVENTHEALTH EXPRESS CARE AT WALGREENS		862	130	13%	992
LAKELAND REGIONAL HEALTH - PWC/OB		36	954	96%	990
NORTH FLORIDA PEDIATRICS PA - SUWANNEE	3	853	129	13%	985
NORTH OKALOOSA MEDICAL CENTER		636	341	35%	977
COVANCE CLINICAL RESEARCH UNIT INC		937	26	3%	963
BAPTIST HEALTH - MD ANDERSON CANCER CENTER		957	5	1%	962
UNIVERSITY OF WEST FLORIDA STUDENT HEALTH SERVICES	1	830	127	13%	958
HISTOPATHOLOGY SERVICES, LLC		851	107	11%	958
MEDLAB DIAGNOSTICS, LLC		888	69	7%	957
FAST TRACK URGENT CARE CENTER		4	950	100%	954
CHILDRENS MEDICAL ASSOCIATION		867	87	9%	954
LOOP PEDIATRICS PA	3	800	149	16%	952
C.W. BILL YOUNG VA MEDICAL CENTER	1	22	928	98%	951
MOLECULAR TESTING LABS		862	89	9%	951
CARE ONE OF FLORIDA LLC		663	279	30%	942
BETHESDA HEALTH URGENT CARE		796	145	15%	941
ENCOMPASS HEALTH		915	22	2%	937
CYPRESS VILLAGE	1	910	25	3%	936
6TH MEDICAL GROUP - MCDILL AFB	1	884	50	5%	935

COVID-19: testing by laboratory

Data through Apr 13, 2021 verified as of Apr 14, 2021 at 09:25 AM

Data in this report are provisional and subject to change.

The numbers in the table below represent the number of Florida and non-Florida residents for whom test results were received by the Department of Health. A person can be tested by more than one laboratory and can have both positive and negative results. **Therefore, the sum of the numbers in each column will be larger than the total number of people tested.**

Reporting lab	Inconclusive	Negative	Positive	Percent positive	Total
VIERA HOSPITAL, INC		749	186	20%	935
NORTH SHORE LIJ URGENT CARE PC		878	55	6%	933
ALTAMONTE MD		715	215	23%	930
INTEGRITY LABORATORIES, LLC	4	758	165	18%	927
TACACHALE CLINICAL LABORATORY	1	876	49	5%	926
NORTH FLORIDA PEDIATRICS PA	2	806	116	13%	924
CVS HEALTH		728	196	21%	924
GENE TOX WORLDWIDE	60	736	125	14%	921
NORTH FLORIDA MEDICAL GROUP		769	152	17%	921
CONSULATE HEALTH CARE OF NEW PORT RICHEY	2	789	126	14%	917
BREVARD HEALTH ALLIANCE		633	282	31%	915
JACKSONVILLE BEACH PEDIATRIC CARE CENTER☐		847	66	7%	913
DEPARTMENT OF CLINICAL LABS	1	891	20	2%	912
LEE COUNTY EMERGENCY MEDICAL SERVICE	1	783	123	14%	907
BREVARD HEALTH ALLIANCE INC, THE		853	52	6%	905
ABBOTT LABORATORIES		791	110	12%	901
Point of Care Testing	1	125	767	86%	893
PENSACOLA PEDIATRICS	2	799	92	10%	893
SPRING HILL HEALTH AND REHABILITATION CENTER		859	25	3%	884
REDI MED LLC		715	166	19%	881
24 HOUR PEDIATIC CARE CENTER	4	803	60	7%	867
NCHMD, INC SOUTHEAST IMMEDIATE CARE		671	192	22%	863
DOCTOR'S MEMORIAL HOSPITAL		694	165	19%	859
COASTAL PHYSICIANS, LLC		694	164	19%	858
PALM GARDEN OF PORT SAINT LUCIE		846	10	1%	856
MINUTECLINIC LLC, #10357		846	6	1%	852
SOLARIS HEALTHCARE CHARLOTTE HARBOR		800	51	6%	851
CRUCIAL CARE EMERGENCY MEDICINE DOCTORS		680	169	20%	849
Tampa Lakes Health and Rehabilitation Center	2	772	73	9%	847
MIDWAY SPECIATLY CARE CENTER	3	622	222	26%	847
EAST LAKE PEDIATRICS PA		771	75	9%	846
CALHOUN LIBERTY HOSPITAL		682	164	19%	846
AUGUSTUS LABS LLC		696	147	17%	843
FAMILY HEALTH CENTERS OF SWF LABS	2	737	102	12%	841
FAMILY HEALTH CENTERS OF SOUTHWEST FLORIDA INC		748	89	11%	837
LAB DOCTOR		733	100	12%	833
CENTRAL FLORIDA HEALTH CARE INC		714	118	14%	832
ANY LAB TEST NOW	1	564	262	32%	827
PALACE NURSING HOME & REHAB CENTER		786	40	5%	826
PRIMARY CARE SERVICES AT ST ANDREWS ESTATES		825	1	0%	826
Fernandina Beach Rehabilitation and Nursing Center	1	800	19	2%	820
PEBBLEBROOK PHARMACY	1	689	130	16%	820
CLINICAL PATHOLOGY LABS INC		736	82	10%	818
FLORIDA HOSPITAL ORLANDO		743	74	9%	817
PRIMARY CARE SERVICES AT INDIAN RIVER ESTATES		789	25	3%	814
ASAP LABS LLC	7	655	151	19%	813

COVID-19: testing by laboratory

Data through Apr 13, 2021 verified as of Apr 14, 2021 at 09:25 AM

Data in this report are provisional and subject to change.

The numbers in the table below represent the number of Florida and non-Florida residents for whom test results were received by the Department of Health. A person can be tested by more than one laboratory and can have both positive and negative results. **Therefore, the sum of the numbers in each column will be larger than the total number of people tested.**

Reporting lab	Inconclusive	Negative	Positive	Percent positive	Total
BERNHARDT LABORATORIES	2	733	78	10%	813
FG RAPID RESULTS	5	470	338	42%	813
LIFE CARE CENTER OF NEW PORT RICHEY		774	37	5%	811
FLORIDA GULF COAST UNIVERSITY		618	193	24%	811
ASCENSION ST VINCENT'S - CLAY		775	35	4%	810
AMERICAN MEDICAL RESPONSE		793	8	1%	801
GOLDEN GATE FAMILY CLINIC		332	467	58%	799
DYNIX DIAGNOSTICS	2	528	269	34%	799
NITE LITE PEDIATRICS		234	564	71%	798
FLAGLER COUNTY HEALTH DEPARTMENT	3	618	177	22%	798
TELESCOPE HEALTH LLC	4	671	121	15%	796
NONE		308	487	61%	795
Victoria Nursing and Rehabilitation Center		735	54	7%	789
POINT WASHINGTON MEDICAL CLINIC	1	578	208	26%	787
SOUTHEAST ALABAMA MEDICAL CENT		729	56	7%	785
VITAS HEALTHCARE CORPORATION OF FLA	1	778	5	1%	784
DAIRY ROAD URGENT CARE	2	643	137	18%	782
EXPRESS PHARMACY		722	57	7%	779
VENICE REGIONAL BAYFRONT HEALTH (PULMONARY)		637	130	17%	767
RESTORE HEALTH URGENT CARE		618	148	19%	766
GULF COAST VILLAGE		725	41	5%	766
KENDALL HEALTHCARE PROPERTIES DBA	2	733	28	4%	763
PEDIATRIC HEALTHCARE ALLIANCE		717	44	6%	761
AFC URGENT CARE CLEARWATER	1	171	588	77%	760
MILLER BIOCONNECT		690	70	9%	760
WILLOWBROOKE COURT AT EDGEWATER POINTE ESTATES		750	9	1%	759
MOORINGS PARK INSTITUTE, INC, THE		728	30	4%	758
ADVENTHEALTH MEDICAL GROUP PROMPT CARE		545	213	28%	758
ETHOS WELLNESS PHARMACY		708	48	6%	756
ORLANDO HEALTH AND REHAB CENTER		705	45	6%	750
NORTHEAST FLORIDA NEUROLOGY CLINICS, INC		637	113	15%	750
PALM GARDEN OF VERO BEACH		696	48	6%	744
SANTA ROSA MEDICAL GROUP		575	167	23%	742
ADVENT HEALTH LAB - ORLANDO		434	306	41%	740
CITY MEDICAL OF NEW JERSEY, PC		671	68	9%	739
MAIN STREET MEDICAL CENTER		208	529	72%	737
PHYSICIANS STAT LAB INC		647	90	12%	737
NORTH FL SOUTH GA HCS-LAKE CITY		715	16	2%	731
MEDICAL CENTER OF DELTONA, INC		623	105	14%	728
BOND AND STEELE CLINIC PA		522	206	28%	728
BOCA GRANDE HEALTH CLINIC		685	38	5%	723
BOND CLINIC PA PEDIATRICS DEPT		671	51	7%	722
WHITE-WILSON MEDICAL CENTER - FORT WALTON BEACH		699	23	3%	722
CARITHERS PEDIATRIC GROUP		664	56	8%	720
Crestview Rehabilitation Center	5	583	129	18%	717
DISNEY COVID TEST SITE		703	14	2%	717

COVID-19: testing by laboratory

Data through Apr 13, 2021 verified as of Apr 14, 2021 at 09:25 AM

Data in this report are provisional and subject to change.

The numbers in the table below represent the number of Florida and non-Florida residents for whom test results were received by the Department of Health. A person can be tested by more than one laboratory and can have both positive and negative results. **Therefore, the sum of the numbers in each column will be larger than the total number of people tested.**

Reporting lab	Inconclusive	Negative	Positive	Percent positive	Total
MOUNT SINAI LABORATORY		675	34	5%	709
LIFE CARE CENTER OF PENSACOLA		657	49	7%	706
GRAND COURT TAMPA		701	4	1%	705
ORANGE BLOSSOM FAMILY HEALTH		663	36	5%	699
J AND G MEDICAL GROUP LLC		576	122	17%	698
PREMIER MEDICAL LABORATORY SERVICES	2	468	225	32%	695
TOTAL RENAL LABORATORIES INC DBA DAVITA LABS		589	103	15%	692
BUFFALO CROSSING HEALTHCARE & REHABILITATION CTR		674	16	2%	690
LIFE CARE CENTER OF ORANGE PARK		657	32	5%	689
NCH HEALTHCARE SYSTEM MICROBIOLOGY LAB		2	685	100%	687
WHITE WILSON MEDICAL CENTER PA - NAVARRE		561	123	18%	684
GULF COAST MOLECULAR LABORATORIES	13	566	104	15%	683
PEDIATRIC HEALTHCARE ALLIANCE PA		627	56	8%	683
SUWANNEE HEALTH AND REHABILITATION CENTER		677	5	1%	682
JOHN KNOX VILLAGE HEALTH CENTER		654	27	4%	681
THE PRESERVE		670	10	1%	680
NATURE COAST MEDICAL GROUP		561	117	17%	678
ARTHREX MEDICAL CENTER	1	546	130	19%	677
MEDICAL FP – WHOLE FAMILY HEALTH CENTER		556	120	18%	676
TREE HOUSE PEDIATRICS PLLC		606	67	10%	673
FORT MYERS INTERNAL MEDICINE, LLC		608	65	10%	673
MEDONE URGENT CARE CENTER		449	223	33%	672
MINI ER ADULT AND PEDIATRIC URGENT CARE		574	98	15%	672
DIAMOND RIDGE HEALTH AND REHABILITATION		634	35	5%	669
BRISTOL AT TAMPA, THE	4	649	12	2%	665
VETERANS AFFAIRS MEDICAL CENTER	1	44	618	93%	663
BALDWIN PEDIATRICS	1	630	31	5%	662
MANOR CARE HEALTH SERVICES - FT MYERS		636	26	4%	662
ST JOHN'S NURSING CENTER		637	24	4%	661
MANOR PINES CONVALESCENT CENTER LLC	1	638	22	3%	661
CLINICAL ENTERPRISE, INC		640	21	3%	661
EDEN SPRINGS NURSING AND REHAB CENTER		549	111	17%	660
CLEWISTON NURSING AND REHABILITATION CENTER		645	14	2%	659
BHA CENTRAL COUNTY CLINIC		584	74	11%	658
POINT OF CARE TESTING SITE		630	26	4%	656
HOLMES REGIONAL MEDICAL CENTER		11	645	98%	656
MEDONE URGENT CARE AT ST. AUGUSTINE		225	428	66%	653
PALM GARDEN OF CLEARWATER		634	18	3%	652
NCH HEALTHCARE BONITA		513	138	21%	651
GOLDEN GLADES NURSING & REHABILITATION CTR		633	18	3%	651
MAVERICK LABS		461	189	29%	650
LIFE CARE CENTER OF HILLIARD		623	22	3%	645
MID-FLORIDA PATHOLOGY		480	164	25%	644
WILLOW BROOKE COURT AT INDIAN RIVER ESTATES		599	45	7%	644
Southern Oaks Care Center	1	602	38	6%	641
CHILDRENS CLINIC WEST FLORIDA PEDIATRICS		586	52	8%	638

COVID-19: testing by laboratory

Data through Apr 13, 2021 verified as of Apr 14, 2021 at 09:25 AM

Data in this report are provisional and subject to change.

The numbers in the table below represent the number of Florida and non-Florida residents for whom test results were received by the Department of Health. A person can be tested by more than one laboratory and can have both positive and negative results. **Therefore, the sum of the numbers in each column will be larger than the total number of people tested.**

Reporting lab	Inconclusive	Negative	Positive	Percent positive	Total
VITAS HEALTHCARE CORP OF CENTRAL FL		613	25	4%	638
Signature HealthCare Center of Waterford		599	35	6%	634
MAYFLOWER ASSISTED LIVING		627	7	1%	634
EMERALD SHORES HEALTH AND REHABILITATION		534	97	15%	631
PHYSICIANS PRIMARY CARE LAB	1	552	77	12%	630
RAINBOW PEDIATRIC CENTER PA		588	40	6%	628
CLIFFORD CHESTER SIMS STATE VETERANS		614	12	2%	626
WATSON THERAPEUTICS INC	1	592	33	5%	626
NSPIRE HEALTHCARE MIAMI LAKES	8	603	15	2%	626
SAINTS 120 LLC	1	589	34	5%	624
VETERANS AFFAIRS MEDICAL CENTER - JAMES A HALEY			620	100%	620
OCALA FAMILY MEDICAL CENTER INC	2	540	77	12%	619
SEBASTIAN RIVER MEDICAL CENTER	2	441	174	28%	617
CONSULATE HEALTHCARE OF VERO BEACH	14	520	83	13%	617
SHORE ACRES CARE CENTER		575	40	7%	615
SABAL PALMS HEALTH AND REHAB		559	53	9%	612
HOLY CROSS HOSPITAL		12	598	98%	610
CONTINENTAL CLINICAL RESEARCH, LLC		538	70	12%	608
BALDOMERO LOPEZ STATE VETERANS NURSING HOME	2	601	4	1%	607
BAPTIST PRIMARY CARE	2	486	115	19%	603
SEMINOLE NURSING PAVILION		594	8	1%	602
LIFEBRITE	2	383	216	36%	601
DASCENA, INC	3	537	60	10%	600
PATIENTS FIRST - MAHAN DRIVE		164	436	73%	600
PALM GARDEN OF TAMPA		570	29	5%	599
CHURCH OF SCIENTOLOGY FLAG SERVICE ORGANIZATION		581	14	2%	595
CHILDRENS MEDICAL ASSOCIATION PA		527	67	11%	594
MANOR CARE NURSING CENTER OF SARASOTA FL LLC☐		506	87	15%	593
SIGNATURE HEALTHCARE OF BROOKWOOD GARDENS		584	9	2%	593
AMERICA'S PHARMACY LLC		521	71	12%	592
BROOKDALE FORT MYERS CYPRESS LAKE		590	2	0%	592
HMA SANTA ROSA MEDICAL CENTER LLC DBA		469	122	21%	591
VALENCIA HILLS HEALTH AND REHABILITATION CENTER		577	14	2%	591
EXPRESS URGENT CARE LLC		1	588	100%	589
QUOTIENT SCIENCES		571	18	3%	589
THERADOC		152	437	74%	589
HEARTLAND PEDIATRICS OF LAKE WALES		531	56	10%	587
HARBOUR HEALTH CENTER		570	17	3%	587
VILLA MARIA NURSING & REHAB CENTER INC	1	569	16	3%	586
SOLARIS HEALTHCARE LAKE CITY		484	101	17%	585
RUSKIN HEALTH CENTER		363	222	38%	585
DXTERITY DIAGNOSTICS	2	544	37	6%	583
SHORELINE PHYSICIAN GROUP		364	219	38%	583
Plantation Bay Rehabilitation Center		557	24	4%	581
AFC URGENT CARE FAMILY CARE			580	100%	580
PIONEER CLINICAL LAB LLC		470	107	19%	577

COVID-19: testing by laboratory

Data through Apr 13, 2021 verified as of Apr 14, 2021 at 09:25 AM

Data in this report are provisional and subject to change.

The numbers in the table below represent the number of Florida and non-Florida residents for whom test results were received by the Department of Health. A person can be tested by more than one laboratory and can have both positive and negative results. **Therefore, the sum of the numbers in each column will be larger than the total number of people tested.**

Reporting lab	Inconclusive	Negative	Positive	Percent positive	Total
PALM GARDEN OF OCALA		478	98	17%	576
PALMETTO FAMILY HEALTHCARE	1	371	201	35%	573
MEDICAL VB		451	121	21%	572
TENNESSEE DOH - NASHVILLE	2	504	66	12%	572
MICHAEL A MIDDLETON MD PA☐		536	29	5%	565
PRINCIPLE LABORATORY	8	550	7	1%	565
UNIVERSITY OF TAMPA INC, THE		547	17	3%	564
ECCOLAB GROUP	1	148	414	74%	563
PREMIER MEDICAL CENTER LLC	11	523	28	5%	562
NEMOURS CHILDERN'S HOSPITAL		453	108	19%	561
ADVENT HEALTH - DELTONA ER		468	92	16%	560
FHMG FLORIDA HOSPITAL MEDICAL GROUP		517	42	8%	559
NAPLES CHILDREN'S URGENT CARE		489	69	12%	558
MANOR OAKS NURSING & REHAB CENTER	5	550	2	0%	557
FLORIDA HOSPITAL WAUCHULA		414	142	26%	556
DOH – INDIAN RIVER		465	90	16%	555
HEALTH CENTER AT BRENTWOOD	1	507	46	8%	554
FOUNTAIN MANOR HEALTH AND REHAB CENTER	1	533	20	4%	554
AFC URGENT CARE		156	398	72%	554
WELL-BEING MEDICAL CENTER PLLC		502	51	9%	553
HOPE HOSPICE AND COMMUNITY SERVICES INC	14	519	20	4%	553
The Sands at South Beach		549	4	1%	553
PALM GARDEN OF JACKSONVILLE☐	2	471	80	14%	553
VETERANS AFFAIRS MEDICAL CENTER - GAINESVILLE		3	548	99%	551
FLORIDA DEPARTMENT OF HEALTH IN CALHOUN COUNTY		417	133	24%	550
FLORIDA HOSPITAL MEDICAL GROUP		328	222	40%	550
INTERNAL MEDICINE & PEDIATRICS OF TAMPA BAY PA		475	75	14%	550
VETERANS AFFAIRS MEDICAL CENTER - BAY PINES		18	529	97%	547
VITAE DIAGNOSTICS		534	13	2%	547
NCF DIAGNOSTICS & DNA TECHNOLOGIES	15	213	318	58%	546
ARCPOINTS LABS		479	67	12%	546
AFC URGENT CARE SEMINOLE	1		545	100%	546
AFC URGENT CARE TYRONE		4	541	99%	545
The Manor at Blue Water Bay		484	60	11%	544
NEW YORK HOSPITAL LABORATORIES	1	529	14	3%	544
URGENT CARE EXPRESS LLC		207	337	62%	544
COASTAL URGENT CARE		428	116	21%	544
DOCTORS CENTER,THE		432	111	20%	543
SOUTHERN LABORATORY SERVICES OF NWF		501	38	7%	539
FIRST CHOICE PEDIATRICS		434	103	19%	537
FLOMEDILAB		300	234	44%	534
MEMORIAL PEMBROKE 24/7 CARE CENTER		410	123	23%	533
RICARDO NAVARRO DO PA		459	73	14%	532
MEDICAL CENTER CLINIC-IMMEDIATE CARE	1	423	104	20%	528
MED FAST URGENT CARE CENTER		260	268	51%	528
WEST GABLES HEALTH CARE CENTER		516	11	2%	527

COVID-19: testing by laboratory

Data through Apr 13, 2021 verified as of Apr 14, 2021 at 09:25 AM

Data in this report are provisional and subject to change.

The numbers in the table below represent the number of Florida and non-Florida residents for whom test results were received by the Department of Health. A person can be tested by more than one laboratory and can have both positive and negative results. **Therefore, the sum of the numbers in each column will be larger than the total number of people tested.**

Reporting lab	Inconclusive	Negative	Positive	Percent positive	Total
RIVER GARDEN HEBREW HOME FOR THE AGED		470	56	11%	526
JACKSON MEMORIAL PERDUE MEDICAL CENTER		497	28	5%	525
JACKSON MEMORIAL LONG TERM CARE CENTER		491	32	6%	523
CITRUS NURSING CENTER LLC		474	47	9%	521
LAUDERDALE NURSING CENTER LLC	1	499	19	4%	519
LIFE CARE CENTER OF PALM BAY☐		490	28	5%	518
DBI HEALTH INC		502	15	3%	517
NURSING PLUS OF BROWARD LLC	1	493	22	4%	516
FLORIDA DEPARTMENT OF HEALTH CLAY COUNTY	1	416	98	19%	515
STEWARD SEBASTIAN RIVER MEDICAL CENTER		458	57	11%	515
MEDFAST URGENT CARE CENTERS		231	283	55%	514
THE PALACE AT HOMESTEAD	1	493	20	4%	514
ENZO CLINICAL LABS INC	3	486	25	5%	514
CARE ONE OF FLORIDA	1	356	155	30%	512
Palm Garden of Largo		507	4	1%	511
Good Samaritan Society Kissimmee Village		446	65	13%	511
HILLCREST HEALTH CARE & REHABILITATION CENTER	3	492	15	3%	510
BENTON PEDIATRICS INC		456	54	11%	510
CHAUTAUQUA REHABILITATION AND NURSING CENTER		498	10	2%	508
ST CLOUD REGIONAL MEDICAL CENTER CLINICAL LAB		394	113	22%	507
LITTLE PINE PEDIATRICS PLLC	3	443	61	12%	507
HERON POINTE HEALTH AND REHABILITATION	1	502	3	1%	506
BROWARD PARTNERSHIP	6	492	8	2%	506
SUSANNA WESLEY HEALTH CENTER		468	37	7%	505
SUNSHINE URGENT CARE LLC		351	153	30%	504
CARENOW	2	283	217	43%	502
PALM GARDEN OF WINTER HAVEN	3	483	16	3%	502
ANCIENT CITY PEDIATRICS	1	480	19	4%	500
ORLANDO HEALTH CENTER FOR REHABILITATION		486	14	3%	500
CLINICAL PATHOLOGY LABS		388	111	22%	499
GANDY CROSSING CARE CENTER	1	482	16	3%	499
ADVENTHEALTH MEDICAL GROUP PROMPT CAR	1	367	131	26%	499
ASCEND CLINICAL	7	415	75	15%	497
MANOR AT CARPENTERS		465	32	6%	497
HOSPICE OF THE FLORIDA SUNCOAST,THE		492	4	1%	496
PW WINDERMERE SUBTENANT LLC		492	3	1%	495
PARKLANDS FACILITY INC	4	448	42	9%	494
FLO-MEDILAB SERVICES LLC		194	299	61%	493
ADDINGTON PLACE AT WELLINGTON GREEN		481	10	2%	491
SANDBAY URGENT CARE		396	95	19%	491
Solaris Healthcare Daytona	2	439	47	10%	488
MAGNOLIA FAMILY URGENT CARE		440	47	10%	487
SOLARIS HEALTHCARE OSCEOLA		461	25	5%	486
E-LAB OF FLORIDA		439	47	10%	486
Quest Diag Unspecifd	1	325	160	33%	486
GOOD SAMARITAN CENTER		481	3	1%	484

COVID-19: testing by laboratory

Data through Apr 13, 2021 verified as of Apr 14, 2021 at 09:25 AM

Data in this report are provisional and subject to change.

The numbers in the table below represent the number of Florida and non-Florida residents for whom test results were received by the Department of Health. A person can be tested by more than one laboratory and can have both positive and negative results. **Therefore, the sum of the numbers in each column will be larger than the total number of people tested.**

Reporting lab	Inconclusive	Negative	Positive	Percent positive	Total
MEDIPATH		57	426	88%	483
Ocala Health and Rehabilitation Center		461	22	5%	483
Cypress Cove Care Center		382	100	21%	482
NORTH FLORIDA RETIREMENT VILLAGE		479	3	1%	482
HARTS HARBOR HEALTH CARE CENTER		457	24	5%	481
NEW PLANT CITY FAMILY CARE	1	262	218	45%	481
FAIRWAY OAKS CENTER LLC	6	468	6	1%	480
PALM GARDEN OF ORLANDO		446	34	7%	480
ORLANDO VA MEDICAL CENTER			479	100%	479
Colonial Lakes Health Care		434	45	9%	479
MOBILE MEDICAL ASSOCIATES PL	17	408	52	11%	477
NAVAL HOSPITAL - JACKSONVILLE		137	340	71%	477
MEMPHIS PATHOLOGY LABORATORY	5	449	23	5%	477
ADVENTHEALTH EXPRESS CARE AT WALGREENS 49TH STREET		405	71	15%	476
CONSULATE HEALTH CARE OF BAYONET POINT	4	465	7	1%	476
Williston Care Center		411	63	13%	474
ADVENT HEALTH - WESTCHASE ER		407	67	14%	474
FLORIDA HOSPITAL HEARTLAND MED CTR LAKE PLACID		367	105	22%	472
PORT SAINT LUCIE HOSPITAL		463	9	2%	472
MOOSEHAVEN HEALTH CENTER		429	43	9%	472
STARKE FAMILY MEDICAL CENTER		381	91	19%	472
NEW YORK PRESBYTERIAN - CUMC CLINICAL		453	18	4%	471
NTD_EUROFINS_AIMS		429	40	9%	469
MEDSCAN LABORATORY INC	1	253	214	46%	468
ABBEY DELRAY		461	6	1%	467
Solaris HealthCare Windermere		434	33	7%	467
EPN URGENT CARE		83	384	82%	467
TIDEWELL HOSPICE INC	2	456	7	2%	465
BROOKDALE PALMER RANCH	1	407	57	12%	465
APLS SERVICES LLC D/B/A CLEAR DIAGNOSTICS	13	443	8	2%	464
BONIFAY NURSING AND REHAB CENTER		433	31	7%	464
TRINITY REGIONAL REHAB CENTER		443	21	5%	464
ELLENTON PEDIATRICS		445	19	4%	464
VITAS LUTHERAN TOWERS INPATIENT PROGRAM		400	64	14%	464
Consulate Health Care of North Fort Myers		450	13	3%	463
THE PALACE MANAGEMENT - THE PALACE AT CORAL GABLES		458	3	1%	461
ADVENT HEALTH - TIMBERRIDGE ER		387	74	16%	461
PEDIATRIC ASSOCIATES OF OCALA PA		424	36	8%	460
Darcy Hall Of Life Care		446	13	3%	459
PEDIATRICS BY THE SEA		433	23	5%	456
CLERMONT HEALTH AND REHABILITATION CENTER		424	32	7%	456
ASSOCIATESMD MEDICAL GROUP INC		389	66	15%	455
CLARIDGE HOUSE NURSING CENTER		437	18	4%	455
PLANT CITY PEDIATRICS	1	363	90	20%	454
EMERALD COAST PEDIATRICS & ADOL		391	63	14%	454
Q ANSWER LAB	1	392	59	13%	452

COVID-19: testing by laboratory

Data through Apr 13, 2021 verified as of Apr 14, 2021 at 09:25 AM

Data in this report are provisional and subject to change.

The numbers in the table below represent the number of Florida and non-Florida residents for whom test results were received by the Department of Health. A person can be tested by more than one laboratory and can have both positive and negative results. **Therefore, the sum of the numbers in each column will be larger than the total number of people tested.**

Reporting lab	Inconclusive	Negative	Positive	Percent positive	Total
Parkview Rehabilitation Center at Winter Park		442	10	2%	452
BROOKSVILLE HEALTHCARE CENTER LLC☐		438	13	3%	451
Santa Rosa Center for Rehabilitation and Healing		380	71	16%	451
UNIVERSITY OF TAMPA STUDENT HEALTH AND SHC CLINICAL LABORATORY		287	164	36%	451
BAPTIST PRIMARY CARE, INC		420	30	7%	450
HEALTHY STEPS PEDIATRICS		402	47	10%	449
SOLARIS HEALTHCARE MERRITT ISLAND		402	47	10%	449
VITAS HEALTHCARE CORPORATION		444	5	1%	449
PINES OF SARASOTA		441	8	2%	449
DIGNITY HEALING, LLC		433	15	3%	448
AMEERAH LABS, LLC	2	360	84	19%	446
DIAMOND RIDGE HEALTH AND REHABILITATION CENTER		424	22	5%	446
SMA SPECIALTY MEDICAL LAB		120	326	73%	446
THE SPRINGS AT BOCA CIEGA BAY		435	11	2%	446
KINDRED HOSPITAL	10	413	21	5%	444
EMERITUS AT NAPLES	2	439	1	0%	442
NORTH FLORIDA REHABILITATION & SPECIALTY CARE☐		436	6	1%	442
ST ANDREWS BAY SKILLED NURSING &		379	61	14%	440
Manatee Springs Rehabilitation and Nursing Center		419	20	5%	439
Life Care Center of Punta Gorda	1	424	14	3%	439
JAMES A HALEY VETERANS HOSPITAL			439	100%	439
PENSACOLA PEDIATRICS MILTON		383	56	13%	439
UNIVERSITY OF CENTRAL FLORIDA HEALTH SERVICES		424	14	3%	438
ROLLINS COLLEGE WELLNESS CENTER		130	307	70%	437
Bardmoor Oaks Healthcare and Rehabilitation Center		422	14	3%	436
PRO HEALTH		188	248	57%	436
SOLARIS HEALTHCARE BAYONET POINT		419	17	4%	436
INDIAN RIVER CTR, LLC		382	52	12%	434
APP-UNIPATH, LLC	2	416	15	3%	433
QUALITOX LABORATORIES		250	182	42%	432
FLORIDA DEPT OF HEALTH IN BREVARD COUNTY	3	364	63	15%	430
TREASURE COAST COMMUNITY HEALTH	3	356	71	17%	430
AVECINA MEDICAL JULINGTON	1	240	189	44%	430
PEDIATRICS IN BREVARD PA		373	56	13%	429
ABBOTT DIAGNOSTICS		408	21	5%	429
FAMILY CARE PARTNERS OF NORTHEAST FLORIDA LLC		351	77	18%	428
PALM BEACH COUNTY FIREFIGHTERS HEALTH CLINIC, LLC		360	66	15%	426
MANORCARE HEALTH SERVICES - VENICE		369	56	13%	425
WHITE-WILSON MEDICAL CENTER - NICEVILLE		378	47	11%	425
ORCHARD PARK HEALTH & REHABILITATION		419	5	1%	424
FLORIDA DEPARTMENT OF HEALTH IN LIBERTY COUNTY	3	324	97	23%	424
PALM GARDEN OF WEST PALM BEACH☐	4	405	15	4%	424
Destin Healthcare and Rehabiliation Center	1	381	40	9%	422
AYERS HEALTH & REHABILITATION CENTER		415	7	2%	422
LEHIGH REGIONAL MEDICAL CENTER LAB	2	372	47	11%	421
AMBULATORY SURGERY CENTER OF BOCA RATON LTD		416	4	1%	420

COVID-19: testing by laboratory

Data through Apr 13, 2021 verified as of Apr 14, 2021 at 09:25 AM

Data in this report are provisional and subject to change.

The numbers in the table below represent the number of Florida and non-Florida residents for whom test results were received by the Department of Health. A person can be tested by more than one laboratory and can have both positive and negative results. **Therefore, the sum of the numbers in each column will be larger than the total number of people tested.**

Reporting lab	Inconclusive	Negative	Positive	Percent positive	Total
GARCIA CLINICAL LABORATORY		28	392	93%	420
HEALTHWORKS MED GROUP OF FLORIDA PA	3	407	9	2%	419
Bayside Care Center	1	398	20	5%	419
ENCOMPASS HEALTH REHABILITATION HOSPITAL OF SUNRISE	8	403	7	2%	418
VILLAGE DOCTORS OF KEYSTONE		332	84	20%	416
ST PETERSBURG PEDIATRICS-PARK BLVD		379	37	9%	416
University Crossing		412	2	0%	414
TUSKAWILLA NURSING AND REHAB CENTER	2	404	7	2%	413
FAMILY EXPRESS URGENT CARE		5	408	99%	413
FLORIDA DEPARTMENT OF HEALTH		361	51	12%	412
WATERMARK LAKE POINTE WOODS LLC		394	18	4%	412
PALMS OF SEBRING		375	37	9%	412
THE VILLAGES REGIONAL HOSPITAL FREESTANDING		370	42	10%	412
BLOUNTSTOWN REHABILITATION CENTER LLC		306	106	26%	412
SEASIDE HEALTH AND REHABILITATION CENTER		353	58	14%	411
MINUTECLINIC LLC #3671		366	44	11%	410
Timberridge Center for Rehabilitation and Healing		375	35	9%	410
WELL HEALTH WORKS	1	363	46	11%	410
AVANTE AT OCALA INC	2	376	31	8%	409
Heartland Healthcare of Ft. Myers	1	406	2	0%	409
LIFE CARE CENTER OF WINTER HAVEN		390	18	4%	408
DIAGNOSTIC & CLINICAL CARE SERVICES INC DBA		326	82	20%	408
BROOKDALE LAKE TAVARES		402	6	1%	408
TIDE LABORATORIES		362	45	11%	407
Life Care Center of Ocala		338	69	17%	407
MANOR CARE OF BOYNTON BEACH LLC		382	24	6%	406
SUNLAND MARIANNA COX MEDICAL CENTER		362	43	11%	405
BRIDGEWATER PARK HEALTH AND REHAB		374	31	8%	405
TRI-COUNTY NURSING AND REHABILITATION CENTER INC		389	15	4%	404
ST PETERSBURG PEDIATRICS-SEMINOLE BLVD		333	71	18%	404
LIFE CARE PONTE VEDRA INC		393	11	3%	404
ATLANTIC SHORES NURSING AND REHAB CENTER	1	392	10	2%	403
PruittHealth Panama City	1	338	64	16%	403
NATIONS BEST FAMILY HEALTH CARE		217	181	45%	398
ADVENTHEALTH EXPRESS CARE AT		326	72	18%	398
ORCHARD RIDGE CARE AND REHABILITATION CENTER		378	19	5%	397
FLORIDA HEART & VASCULAR MULTISPECIALTY GROUP PA		293	102	26%	395
UR MEDICINE LABS- CENTRAL LABORATORY		369	25	6%	394
HOLISTIX TREATMENT CENTERS		384	10	3%	394
MINI ER AND URGENT CARE		289	105	27%	394
SAMANTHA WILSON CARE CENTER	4	377	11	3%	392
HCSO OCCUPATIONAL HEALTH AND WELLNESS CENTER		314	78	20%	392
AZALEA TRACE PHYSICIAN SERVICES		387	5	1%	392
ORLANDO ORTHOPAEDIC OUTPATIENT SURGERY CENTER LLC		387	3	1%	390
BARBER		13	376	97%	389
ONESTOP MEDICAL AND URGENT CARE LLC		338	50	13%	388

COVID-19: testing by laboratory

Data through Apr 13, 2021 verified as of Apr 14, 2021 at 09:25 AM

Data in this report are provisional and subject to change.

The numbers in the table below represent the number of Florida and non-Florida residents for whom test results were received by the Department of Health. A person can be tested by more than one laboratory and can have both positive and negative results. **Therefore, the sum of the numbers in each column will be larger than the total number of people tested.**

Reporting lab	Inconclusive	Negative	Positive	Percent positive	Total
OKEECHOBEE COUNTY HEALTH DEPT	1	276	110	28%	387
WALGREENS 3173		351	35	9%	386
Bay Breeze Senior Living and Rehabilitation Center		333	53	14%	386
FLORIDA STATE HOSPITAL CLINICAL LABORATORY		382	3	1%	385
Stacey Health Care Centers Inc. dba Riverside Care Center		354	30	8%	384
ELMCROFT PINECREST	1	355	27	7%	383
HARDEE COUNTY HEALTH DEPARTMENT		307	74	19%	381
SERENADES IN THE VILLAGES		328	53	14%	381
BROOKDALE PADDOCK HILLS	2	377	2	1%	381
BOULEVARD REHABILITATION CENTER		366	15	4%	381
BARTON HEALTH ALLIANCE	3	331	45	12%	379
BAY VILLAGE OF SARASOTA INC		376	3	1%	379
SEA BREEZE REHAB AND NURSING CENTER☐		370	9	2%	379
HEALTH CENTRAL PARK		313	66	17%	379
ROSEWOOD HEALTH AND REHABILITATION CENTER		353	25	7%	378
SPECIALTY HEALTH AND REHABILITATION CENTER		352	25	7%	377
HEALTH PARK CARE CENTER		370	7	2%	377
HARDEE MANOR HEALTH CARE CENTER	1	373	3	1%	377
SIGNATURE HEALTHCARE OF NORTH FLORIDA		372	4	1%	376
BAYA PHARMACY WEST		8	368	98%	376
PENSACOLA PEDIATRICS, PA		359	17	5%	376
OCEAN VIEW NURSING AND REHAB CENTER		355	21	6%	376
TAMARAC REHABILITATION & HEALTH CENTER		370	5	1%	375
PEDIATRIC HEALTH CARE ALLIANCE, PA		335	40	11%	375
FAIR HAVENS CENTER, OPCO		368	7	2%	375
ACCESS MEDICAL CENTER	1	344	29	8%	374
Coastal Health and Rehabilitation Center		363	11	3%	374
SABAL DIRECT PRIMARY CARE, PA		306	67	18%	373
BAPTIST PRIMARY CARE INC	1	344	27	7%	372
AVANTE AT MT DORA		364	8	2%	372
HENDRY REGIONAL MEDICAL CENTER		107	265	71%	372
MADISON FACILITY INC		364	7	2%	371
MACDILL AIR FORCE BASE		330	41	11%	371
URGENT CARE BETHESDA	1	318	52	14%	371
INFORM DIAGNOSTICS		361	9	2%	370
BAYSHORE DIAGNOSTICS		326	44	12%	370
SPRINGTREE REHAB & HEALTH CARE CENTER		345	24	7%	369
ADVENT HEALTH - TAMPA		148	221	60%	369
solaris Healthcare Parkway	2	350	17	5%	369
EXCEL PEDIATRICS		311	57	15%	368
VETERANS AFFAIRS MEDICAL CENTER - LAKE CITY		52	316	86%	368
TRENTON MEDICAL CENTER INC DBA PALMS MEDICAL GROUP	4	270	93	25%	367
EPWORTH VILLAGE RETIREMENT COMMUNITY		361	6	2%	367
VILLAGE DOCTORS FAMILY MEDICAL CENTER OF		302	64	17%	366
MIDWAY SPECIALTY CARE CENTER	3	248	114	31%	365
SANFORD LABORATORIES		333	31	9%	364

COVID-19: testing by laboratory

Data through Apr 13, 2021 verified as of Apr 14, 2021 at 09:25 AM

Data in this report are provisional and subject to change.

The numbers in the table below represent the number of Florida and non-Florida residents for whom test results were received by the Department of Health. A person can be tested by more than one laboratory and can have both positive and negative results. **Therefore, the sum of the numbers in each column will be larger than the total number of people tested.**

Reporting lab	Inconclusive	Negative	Positive	Percent positive	Total
24/7 PEDIATRIC CARE CENTERS INC		342	21	6%	363
CORAL TRACE HEALTH CARE☐	2	355	5	1%	362
COLOR GENOMICS, INC.	2	353	6	2%	361
Life Care Center at Inverrary		351	10	3%	361
Vi at Lakeside Village Skilled Nursing		344	15	4%	359
MEDFAST URGENT CARE CENTER		128	231	64%	359
HAINES CITY REHABILITATION AND NURSING CENTER		334	24	7%	358
SUN COUNTRY PEDIATRICS PLLC	9	318	31	9%	358
PALMETTO SUBACUTE CARE CENTER		345	11	3%	356
WIMAUMA COMMUNITY HEALTH CENTER		293	61	17%	354
Marshall Health and Rehabilitation Center		304	49	14%	353
LIFE HOPE LABS, LLC		345	8	2%	353
VILLAGE AT VIENNA SQUARE,THE☐	6	329	17	5%	352
MY CLINICAL LAB		223	129	37%	352
JACKSONVILLE KIDS PEDIATRICS, PLLC		317	35	10%	352
FL HUD DESTIN, LLC D/B/A GRAND BOULEVARD HEALTH		313	39	11%	352
LAKE EUSTIS HEALTH AND REHABILITATION CENTER		344	8	2%	352
CHEEK AND SCOTT DRUGS INC		292	59	17%	351
CORAL BAY HEALTHCARE AND REHABILITATION	1	338	12	3%	351
LASER & SURGERY CENTER OF THE PALM BEACHES☐		349	2	1%	351
BHA TITUSVILLE CLINIC		330	21	6%	351
KISSIMMEE FACILITY OPERATIONS LLC		326	24	7%	350
HOLIDAY CVS LLC DBA CVS/PHARMACY #0440		335	15	4%	350
ELMHURST HOSPITAL CENTER	1	319	30	9%	350
ARCPOINT LABS OF SARASOTA MANATEE		266	83	24%	349
COMMUNITY HEALTH AND REHABILITATION CENTER		284	63	18%	347
ESTERO ISLAND MEDICAL CENTER		276	71	20%	347
MY HEALTHY BLUEPRINT BY BAPTIST HEALTH CARE		294	53	15%	347
SELECT REFERENCE LABORATORIES, LLC	1	333	12	3%	346
PALM BEACH PEDIATRICS PA	2	295	49	14%	346
HEALTH DESIGNS		332	14	4%	346
Solaris Healthcare Coconut Creek		338	6	2%	344
USAFSAM/PHE		174	170	49%	344
FLORIDA HEALTH CARE PLANS			343	100%	343
RITECARE MEDICAL CENTER		259	84	24%	343
ST CATHERINE'S WEST REHABILITATION HOSPITAL		330	13	4%	343
ADVENT HEALTH CENTRA CARE - PALM COAST		80	262	77%	342
ADVANCED AMBULATORY SURGERY CENTER		328	13	4%	341
METROPOLITAN HOSPITAL CENTER		333	7	2%	340
CRONOS CLINICAL LABORATORY	22	227	91	27%	340
AVANTE AT LEESBURG INC		335	5	1%	340
RIVERS FAMILY MEDICINE PA		257	82	24%	339
Solaris Healthcare Lake Bennet		301	37	11%	338
MEDICAL CENTER AT OCEAN REEF,THE		321	17	5%	338
ARGO SENIOR LIVING AT HAVERHILL		316	21	6%	337
SOUTHWEST ORLANDO FAMILY MEDICINE, PL		279	58	17%	337

COVID-19: testing by laboratory

Data through Apr 13, 2021 verified as of Apr 14, 2021 at 09:25 AM

Data in this report are provisional and subject to change.

The numbers in the table below represent the number of Florida and non-Florida residents for whom test results were received by the Department of Health. A person can be tested by more than one laboratory and can have both positive and negative results. **Therefore, the sum of the numbers in each column will be larger than the total number of people tested.**

Reporting lab	Inconclusive	Negative	Positive	Percent positive	Total
The Care Center at Pinellas Park	1	328	8	2%	337
AVENTURA REHAB AND NURSING CENTER		321	16	5%	337
TAVARES PEDIATRICS		285	51	15%	336
KEY WEST HEALTH AND REHAB	1	326	8	2%	335
BEAR CREEK NURSING CENTER		330	5	1%	335
DEPARTMENT OF HEALTH BUREAU OF FAMILY		327	7	2%	334
BODYK		325	9	3%	334
NORTH PINELLAS STATMED QUICK QUALITY CLINICS		236	97	29%	333
PALMS REHABILITATION AND HEALTHCARE CENTER		295	38	11%	333
FAMILY CARE PARTNERS OF NE FLORIDA LLC		259	74	22%	333
Solaris HealthCare Imperial		325	8	2%	333
PARTICLE THEORY LABS		309	23	7%	332
DELTONA HEALTH CARE		307	24	7%	331
Life Care Center at Wells Crossing		309	21	6%	330
REGENTS PARK OF BOCA RATON☐		326	4	1%	330
FRICKS PHARMACY		267	63	19%	330
JACKSON PLAZA NURSING & REHAB CENTER	6	316	8	2%	330
LabCorp (Non-Interfaced)	2	128	199	60%	329
LORI MCAULIFFE MD PA		292	37	11%	329
The Grove Health and Rehabilitation		304	24	7%	328
HOLLEY NAVARRE MEDICAL CLINIC		249	79	24%	328
MANOR CARE OF NAPLES FL LLC		324	4	1%	328
Avante at St Cloud, Inc.		317	10	3%	327
SILVER CREEK SENIOR LIVING COMMUNITY		321	5	2%	326
VILLAGE PLACE NH LLC☐		297	29	9%	326
PIONEER CLINICAL LAB, LLC		212	113	35%	325
KENNEDY PAIN CLINIC GROUP LLC		291	33	10%	324
GOOD SAMARITAN SOCIETY-DAYTONA		303	21	6%	324
Avante at Inverness		321	3	1%	324
RENAISSANCE AT THE TERRACES		321	3	1%	324
WESTCHESTER GARDENS LIMITED PARTNERSHIP		314	9	3%	323
FLETCHER HEALTH AND REHABILITATION CENTER		321	1	0%	322
PHYSICIANS REGIONAL WALK-IN		191	131	41%	322
ROSEN MEDICAL CENTER		280	42	13%	322
AMERICAN FINNISH NURSING HOME	2	311	8	2%	321
LA MER NH LLC☐		315	5	2%	320
HOSPICE OF LAKE & SUMTER INC	1	312	6	2%	319
SIGNATURE HEALTHCARE AT THE COURTYARD		272	47	15%	319
PruittHealth Santa Rosa		225	94	29%	319
LUIS A GHIGLINO MD PA		309	10	3%	319
ST LUCIE EMPLOYEE HEALTH & WELLNESS CENTER		313	6	2%	319
BIOCEPT		296	22	7%	318
REHABILITATION CENTER OF LAKE CITY, THE		290	28	9%	318
AVON PARK PEDIATRICS INC	3	283	30	9%	316
EDGEWATER AT WATERMAN VILLAGE,THE		300	16	5%	316
INNOVATIVE GENOMICS, LLC		282	34	11%	316

COVID-19: testing by laboratory

Data through Apr 13, 2021 verified as of Apr 14, 2021 at 09:25 AM

Data in this report are provisional and subject to change.

The numbers in the table below represent the number of Florida and non-Florida residents for whom test results were received by the Department of Health. A person can be tested by more than one laboratory and can have both positive and negative results. **Therefore, the sum of the numbers in each column will be larger than the total number of people tested.**

Reporting lab	Inconclusive	Negative	Positive	Percent positive	Total
RULEME CENTER	2	286	28	9%	316
AVELLINO LAB USA, INC	1	303	12	4%	316
ST JAMES HEALTH AND REHABILITATION CENTER		229	87	28%	316
LODGE HEALTH AND REHABILITATION CENTER, THE		282	33	10%	315
MANORCARE AT LELY PALMS		310	5	2%	315
ST JUDE CHILDREN'S RESEARCH HOSPITAL		299	15	5%	314
MEDEXPRESS LUTZ		3	311	99%	314
Concordia Village of Tampa AL		309	5	2%	314
HEATHER HILL HEALTHCARE CENTER		267	46	15%	313
BAPTIST HEALTH SOUTH FLORIDA - WEST BOCA URGENT CARE		256	57	18%	313
CRYSTAL RIVER HEALTH & REHAB		310	3	1%	313
BAY COUNTY SHERIFFS OFFICE JAIL FACILITY		260	53	17%	313
GENESIS MEDICAL LABORATORY MIAMI FL.		83	230	73%	313
Life Care Center of Sarasota		299	13	4%	312
LUTHERAN HAVEN		303	9	3%	312
FLORIDA KEYS PEDIATRICS & ADOLESCENT CENTER		294	17	5%	311
MACCLENNY NURSING AND REHAB		293	18	6%	311
TALLAHASSEE NHHI LLC	1	282	27	9%	310
POMPANO REHABILITATION AND NURSING CTR		310			310
HUNT CLUB PEDIATRIC ASSOCIATES, P.A.		268	42	14%	310
HOMESTEAD MANOR	2	266	41	13%	309
DAYTONA BEACH HEALTH AND REHAB CENTER		306	2	1%	308
CITY OF PORT SAINT LUCIE		283	24	8%	307
JACKSONVILLE VA UNIVERSITY OPC	4	293	9	3%	306
LAKELAND REGIONAL HEALTH SYSTEMS INC		39	266	87%	305
CLARE BRIDGE ORMOND BEACH	1	303			304
TIERRA PINES CENTER		290	13	4%	303
OSPREY LODGE		244	59	19%	303
Surrey Place Healthcare and Rehabilitation		300	2	1%	302
CENTERSTONE OF FLORIDA☐		276	26	9%	302
CROSS POINTE CARE CENTER	2	293	6	2%	301
ACCURATE DIAGNOSTIC LABS, INC		284	17	6%	301
ARCPOINT LABS OF ST PETERSBURG		209	90	30%	299
BOCA BIOLISTICS REFERENCE LABORATORY	2	185	112	37%	299
ELLENTON PEDIATRICS PA		280	18	6%	298
SILVERCREST HEALTH AND REHABILITATION CENTER	3	287	8	3%	298
PERSONALIZED GENETIC TESTING	3	195	100	34%	298
FOUNTAIN INN NURSING & REHABILITATION CTR, INC		292	6	2%	298
EXPERTUS LABORATORIES INC		219	79	27%	298
BUENA VISTA URGENT CARE		264	34	11%	298
BROOKDALE DESTIN		284	12	4%	296
Avante at Orlando	1	289	6	2%	296
LAKE PARK OF MADISON		285	11	4%	296
CONSULATE HEALTH CARE OF SAFETY HARBOR		289	7	2%	296
SARAPATH DIAGNOSTICS		170	125	42%	295
LONGWOOD FAMILY PRACTICE		226	69	23%	295

COVID-19: testing by laboratory

Data through Apr 13, 2021 verified as of Apr 14, 2021 at 09:25 AM

Data in this report are provisional and subject to change.

The numbers in the table below represent the number of Florida and non-Florida residents for whom test results were received by the Department of Health. A person can be tested by more than one laboratory and can have both positive and negative results. **Therefore, the sum of the numbers in each column will be larger than the total number of people tested.**

Reporting lab	Inconclusive	Negative	Positive	Percent positive	Total
SUNCOAST URGENT CARE		222	73	25%	295
BAPTIST HEALTH URGENT CARE AT PLANTATION		241	52	18%	293
STATMED QUICK QUALITY CLINIC AT NORTH PINELLAS		66	227	77%	293
NORTHWEST MEDICAL CENTER CLINICAL LABORATORY		175	118	40%	293
BIOIQ		243	48	16%	291
EMED LABS, LLC	3	277	10	3%	290
AMERICAN HEALTH ASSOCIATES INC	1	270	18	6%	289
DOCTORS MEMORIAL HOSPITAL		158	131	45%	289
WHITE WILSON MEDICAL IMMEDIATE CARE NICEVILLE		66	223	77%	289
Sunset Point Center		285	4	1%	289
STERLING HOUSE OF DELAND		288	1	0%	289
AUBURN UNIVERSITY MEDICAL CLINIC		227	62	21%	289
FLORIDA ATLANTIC UNIVERSITY STUDENT HEALTH		238	51	18%	289
BAYA POINTE NURSING AND REHABILITATION		206	83	29%	289
PALM GARDEN OF GAINESVILLE	2	285	2	1%	289
renaissance health and rehabilitation center		266	22	8%	288
West Melbourne Health and Rehabilitation Center		286	1	0%	287
HAVEN OF OUR LADY OF PEACE INC		278	8	3%	286
W FRANK WELLS NURSING HOME		257	29	10%	286
ST JOSEPH'S HOSPITAL LABORATORY		1	284	100%	285
AFTER HOURS PEDIATRICS INC	1	1	282	99%	284
RIVERWOOD HEALTH NH LLC		245	39	14%	284
WESTWOOD HEALTHCARE SNF		238	46	16%	284
USA HEALTH UNIVERSITY HOSPITAL CLINICAL LABORATORY	1	272	10	4%	283
AURORA DIAGNOSTICS BERNHARDT LABORATORIES PATHOLOGY SERVICE		190	93	33%	283
DAVID SCOTT MADWAR MD PA☐		254	29	10%	283
CONCIMED LLC		253	29	10%	282
Chatsworth at PGA National, LLC		269	13	5%	282
PAVILION FOR HEALTHCARE, THE		278	3	1%	281
ARBOR FACILITY INC		277	3	1%	280
MARION AND BERNARD L SAMSON NURSING CENTER		276	4	1%	280
PONTE VEDRA GARDENS		278	1	0%	279
Solaris Senior Living North Naples ALF		270	9	3%	279
CYPRESS COVE		272	6	2%	278
LAKESIDE NEUROLOGIC		266	12	4%	278
Rehabilitation Center for Park Place LLC		266	11	4%	277
PRUITT HEALTH-SANTA ROSA		275	2	1%	277
Crossbreeze care center	1	274	2	1%	277
CHIPOLA HEALTH AND REHAB		259	18	6%	277
HARBOURWOOD	1	272	4	1%	277
VETERANS AFFAIRS MEDICAL CENTER - MIAMI		2	274	99%	276
VILLAGES REGIONAL HOSPITAL SURGERY CENTER LLC, THE		218	58	21%	276
GEORGIA PUBLIC HEALTH LABORATORY		251	24	9%	275
PROTEUS MOLECULAR AND CLINICAL LAB	1	162	112	41%	275
JACKSONVILLE UNIVERSITY	1	260	14	5%	275
Glades West Rehabilitation and Nursing Center		266	8	3%	274

COVID-19: testing by laboratory

Data through Apr 13, 2021 verified as of Apr 14, 2021 at 09:25 AM

Data in this report are provisional and subject to change.

The numbers in the table below represent the number of Florida and non-Florida residents for whom test results were received by the Department of Health. A person can be tested by more than one laboratory and can have both positive and negative results. **Therefore, the sum of the numbers in each column will be larger than the total number of people tested.**

Reporting lab	Inconclusive	Negative	Positive	Percent positive	Total
NASSAU COUNTY JAIL		229	45	16%	274
Terrace Health and Rehab		269	4	1%	273
AMERICAN RESEARCH LABS		249	23	8%	272
PBC FIREFIGHTER BENEFIT FUND WELLNESS CENTER		225	45	17%	270
PREMIER PLACE AT THE GLENVIEW		261	9	3%	270
ADVENT HEALTH CARE CENTER	9	246	14	5%	269
FAMILY MEDICAL CARE OF PALM BEACH		190	79	29%	269
FIRST CHOICE PRIMARY CARE		213	56	21%	269
ADVENT HEALTH CENTRA CARE - ORMOND BEACH		113	155	58%	268
DE LUNA HEALTH AND REHABILITATION CENTER		245	23	9%	268
BROWARD NURSING & REHABILITATION CTR	8	246	14	5%	268
Chatham Glen Healthcare and Rehabilitation Center		260	8	3%	268
BRENTWOOD RETIREMENT COMMUNITY	5	232	31	12%	268
ST MARK VILLAGE	1	261	5	2%	267
CONEY ISLAND HOSPITAL		257	9	3%	266
SERANADES BY SONATA WEST ORANGE		236	29	11%	265
THE PLAYERS CHAMPIONSHIP		265			265
PEACHTREE IMMEDIATE CARE		224	40	15%	264
220 GOLDEN, LLC	1	247	16	6%	264
AMELIA MEDICAL CARE		110	154	58%	264
Cross Gardens Care Center		262	1	0%	263
WASHINGTON REHAB AND NURSING		253	10	4%	263
SANDY PINES	2	218	43	16%	263
CHIPOLA MEDICAL ASSOCIATES, LLC		186	76	29%	262
JUPITER MEDICAL CENTER URGENT CARE - STUART		199	63	24%	262
BOND CLINIC, PA		194	68	26%	262
MEDICATION ROOMS-CSU/CI NURSE STATION	1	248	13	5%	262
CLIFFORD CHESTER SIMS VA NURSING HOME		251	9	3%	260
JUPITER MEDICAL CENTER URGENT CENTER		214	46	18%	260
ALLIANCE PEDIATRICS PA		253	6	2%	259
NORTH FLORIDA PEDIATRICS - MARIANNA		219	40	15%	259
CONSULATE HEALTHCARE OF KISSIMMEE		247	12	5%	259
FLORIDA WOMAN CARE LABORATORY LLC		232	26	10%	258
AZALEA TRACE		245	13	5%	258
BRADEN RIVER REHABILITATION CENTER LLC		257	1	0%	258
DOS OF NORTH SHORES NURSING & REHAB CENTER		257			257
ADVENT HEALTH - ORLANDO		195	62	24%	257
MIAMI JEWISH HEALTH SYSTEMS, INC	4	242	10	4%	256
FORT MYERS REHABILITATION AND NURSING CENTER		230	26	10%	256
NADAL PEDIATRICS		216	39	15%	255
MARTIN MEMORIAL MEDICAL CENTER LAB		128	127	50%	255
WALGREENS 10670		221	34	13%	255
HEARTLAND PEDIATRICS OF LAKE PLACID PA	1	223	31	12%	255
LAKEVIEW INTERNAL MEDICINE		192	62	24%	254
HOLISTIC PEDIATRICS GROUP LLC		233	21	8%	254
FARAH MEDICAL		239	15	6%	254

COVID-19: testing by laboratory

Data through Apr 13, 2021 verified as of Apr 14, 2021 at 09:25 AM

Data in this report are provisional and subject to change.

The numbers in the table below represent the number of Florida and non-Florida residents for whom test results were received by the Department of Health. A person can be tested by more than one laboratory and can have both positive and negative results. **Therefore, the sum of the numbers in each column will be larger than the total number of people tested.**

Reporting lab	Inconclusive	Negative	Positive	Percent positive	Total
WILLISTON PEDIATRICS PA	1	219	34	13%	254
SHELL POINT VILLAGE MEDICAL CENTER		246	7	3%	253
TERRACES OF LAKE WORTH CARE CENTER☐		241	12	5%	253
AVANTE AT ORMOND BEACH INC		246	6	2%	252
KR at Hillsborough Lakes/Lutz Healthcare		242	10	4%	252
BAYVIEW CENTER		246	5	2%	251
STUART - FAIRGROUNDS		219	32	13%	251
ST VINCENT'S AMBULATORY CARE INC DBA	2	216	33	13%	251
HOSPICE OF ST FRANCIS INC☐		244	7	3%	251
FLORIDA CLINICAL LABORATORY-BIOREFERENCE LABORATORIES		99	151	60%	250
BUREAU OF CLINICAL LABORATORIES		209	41	16%	250
SURREY PLACE CARE CENTER		242	7	3%	249
FELLOWSHIP HOME AT THE FAIRWAY LLC		241	7	3%	248
CARRINGTON PLACE OF ST PETE LLC		242	6	2%	248
ARDEN COURTS OF TAMPA☐	2	241	5	2%	248
SEAVIEW NURSING AND REHABILITATION CENTER		237	10	4%	247
ADVENTHEALTH EXPRESS CARE AT WESLEY CH		218	29	12%	247
ENCOMPASS HEALTH REHABILITATION OF SEA PINES		245	1	0%	246
Heritage Healthcare at Tallahassee		239	7	3%	246
AVECINA MOBILE		121	125	51%	246
Consulate Health Care of St. Petersburg		238	7	3%	245
HIGHLANDS URGENT CARE			245	100%	245
SHC College Park		243	2	1%	245
ROSEWOOD HEALTHCARE & REHABILITATION CENTER		239	6	2%	245
MIAMI CEREBRAL PALSY RESIDENTIAL		243	1	0%	244
HOMESTEAD VILLAGE		233	11	5%	244
MALABAR/ADVENT CENTRA CARE		48	196	80%	244
UCC - WELLINGTON		3	241	99%	244
VI AT BENTLEY VILLAGE HOME CARE		243	1	0%	244
PALMS FACILITY INC		228	15	6%	243
WHITE WILSON MEDICAL CENTER IMMEDIATE CARE		135	108	44%	243
TGH		1	241	100%	242
ARCHER HEALTH VENTURES, LLC		217	25	10%	242
SIGNATURE HEALTHCARE OF ORANGE PARK		237	4	2%	241
GOOD SAMARITAN CARES		236	5	2%	241
STERLING HOUSE OF WINTER HAVEN		237	3	1%	240
PALM GARDEN OF AVENTURA		236	4	2%	240
Jacaranda Manor		239	1	0%	240
MARTIN ACQUISITION 1 LLC DBA		226	14	6%	240
CLARE BRIDGE OF SARASOTA		238	2	1%	240
QUICK CARE MED LLC	1	185	54	23%	240
SOUTHLAND SUITES OF ORMOND BEACH	4	236			240
AMERICAN HOUSE SENIOR LIVING		189	51	21%	240
EDGEWOOD NURSING CENTER		229	10	4%	239
ORANGE COUNTY HEALTH DEPT		228	11	5%	239
Orchid Cove at Sarasota		238	1	0%	239

COVID-19: testing by laboratory

Data through Apr 13, 2021 verified as of Apr 14, 2021 at 09:25 AM

Data in this report are provisional and subject to change.

The numbers in the table below represent the number of Florida and non-Florida residents for whom test results were received by the Department of Health. A person can be tested by more than one laboratory and can have both positive and negative results. **Therefore, the sum of the numbers in each column will be larger than the total number of people tested.**

Reporting lab	Inconclusive	Negative	Positive	Percent positive	Total
CCS - JOSEPH V CONTE		235	2	1%	237
Flagler Health and Rehabilitation		234	3	1%	237
OAKBROOK HEALTH AND REHABILITATION CENTER	1	221	14	6%	236
ST AUGUSTINE HEALTH & REHAB CENTER		235	1	0%	236
EVENT MED SERVICES LABORATORY		231	5	2%	236
IMA MEDICAL GROUP		164	72	31%	236
OAK HAMMOCK AT THE UNIVERSITY OF FLORIDA		229	6	3%	235
REGENTS PARK AT AVENTURA		221	14	6%	235
BAY TREE CARE AND REHABILITATION CENTER		197	38	16%	235
ST ANTHONYS REHABILITATION HOSPITAL	9	224	2	1%	235
MILLENNIUM PHYSICIAN GROUP LLC		202	32	14%	234
ATLANTIC URGENT CARE		155	78	33%	233
GUEST HOUSE OCALA, THE		223	9	4%	232
MANDARIN PEDIATRICS		210	22	9%	232
Lake Port Square Health Center		215	17	7%	232
Sunnyside Nursing Home		229	3	1%	232
PADDOCK RIDGE		228	3	1%	231
SOLARIS SENIOR LIVING VERO BEACH		223	8	3%	231
ManorCare Health Services-Palm Harbor	1	229	1	0%	231
LAKESIDE HEALTH CENTER		230			230
LYNN HAVEN SPORTS COMPLEX-WALKON CLINIC		21	209	91%	230
Avante at Lake Worth, Inc.		227	3	1%	230
SAMIR EBEID MD		205	23	10%	228
THE RESIDENCE AT TIMBER PINES	4	199	25	11%	228
LCS SANDHILL COVE LLC DBA	6	213	9	4%	228
CHILDREN MED CARE INC		195	33	14%	228
COLLIER PHARMACY		183	45	20%	228
ASCENSION MEDICAL GROUP		5	223	98%	228
Signature healthcare of Jacksonville		223	5	2%	228
SPRINGS AT LAKE POINTE WOODS		225	2	1%	227
VETERANS AFFAIRS ORLANDO VA MEDICAL CENTER			227	100%	227
FORT PIERCE HEALTH CARE		219	7	3%	226
PARKS HEALTHCARE & REHABILITATION CTR	4	211	11	5%	226
Lakewood Nursing Center		197	29	13%	226
BARTRAM CROSSING		225			225
NAPHCARE, INC AT MANATEE COUNTY JAIL		199	26	12%	225
NSPIRE HEALTHCARE LAUDERHILL		219	6	3%	225
RAPID RELIABLE TESTING NY LLC		213	12	5%	225
DISCOVERY VILLAGE AT MELBOURNE		197	27	12%	224
PATHWAY PHARMACY		186	38	17%	224
WIREGRASS DIRECT PRIMARY CARE PLLC☐		190	33	15%	223
STAR CARE		191	32	14%	223
ADVENT HEALTH - LAKE NONA		193	30	13%	223
LEHIGH VALLEY GENOMICS			223	100%	223
MORSELIFE MEMORY CARE RESIDENCE		213	9	4%	222
PINNACLES PEDS CARE PA		222			222

COVID-19: testing by laboratory

Data through Apr 13, 2021 verified as of Apr 14, 2021 at 09:25 AM

Data in this report are provisional and subject to change.

The numbers in the table below represent the number of Florida and non-Florida residents for whom test results were received by the Department of Health. A person can be tested by more than one laboratory and can have both positive and negative results. **Therefore, the sum of the numbers in each column will be larger than the total number of people tested.**

Reporting lab	Inconclusive	Negative	Positive	Percent positive	Total
MIDWAY PRIMARY CARE, LLC	11	130	81	36%	222
NORTH FLORIDA PEDIATRICS PA - DUVAL		193	29	13%	222
CONSULATE HEALTH CARE OF MELBOURNE		217	5	2%	222
CORAL REEF NURSING & REHABILITATION CENTER		214	8	4%	222
BORLAND GROOVER CLINIC	1	183	37	17%	221
ADVANCED MEDICAL GROUP		1	220	100%	221
INN AT ASTON GARDENS, THE		213	8	4%	221
SUPERIOR RESIDENCES OF PANAMA CITY BEACH		213	7	3%	220
DOCTORS MEMORIAL FAMILY MEDICINE	2	152	66	30%	220
CONCORD LIFE SCIENCES LLC	2	201	17	8%	220
PINELLAS CARE CENTER		185	34	16%	219
CORAL GABLES NURSING & REHABILITATION CENTER		209	10	5%	219
COLONY CLUB ALF,THE	1	205	13	6%	219
CCS - PAUL REIN DETENTION FACILITY		153	66	30%	219
ANGELS DIAGNOSTIC GROUP		174	45	21%	219
WOOD LAKE HEALTH AND REHABILITATION CENTER		219			219
Boynton Beach Rehabilitation Center	2	213	4	2%	219
FLORIDA HEALTH CARE PLAN INC		2	216	99%	218
FLAGLER COUNTY DETENTION CENTER		205	13	6%	218
ADVENT HEALTH CENTRA CARE - DAYTONA BEACH		94	124	57%	218
KINDRED HOSPITAL THE PALM BEACHES		213	5	2%	218
life Care Center of Melbourne		201	17	8%	218
MACTOWN, INC		215	2	1%	217
ST. CLOUD REGIONAL MEDICAL CENTER		199	18	8%	217
Avante at Melbourne		212	5	2%	217
LAKE PORT SQUARE		200	17	8%	217
THE MANOR AT CARPENTERS		185	32	15%	217
BROOKDALE ATRIM WAY		210	6	3%	216
ARDEN COURTS OF SEMINOLE		175	41	19%	216
ARDEN COURTS OF FORT MYERS		209	7	3%	216
Taylor Care Center		210	5	2%	215
MEDICAL CONSULTANTS OF FLORIDA LLC	1	181	33	15%	215
GATEWAY/ADVENT CENTRA CARE	1	24	190	88%	215
FIRST CHOICE PEDIATRICS INC		191	24	11%	215
BLOCK, NATION, CHASE, AND SMOLEN FAMILY MEDICINE		157	57	27%	214
KEY LARGO - LARGO CARGO		193	21	10%	214
POCONO MEDICAL CENTER		212	1	0%	213
BAY VUE NURSING AND REHABILITATION CENTER		203	10	5%	213
LIFE CARE CENTER OF PORT ST. LUCIE		201	12	6%	213
Consulate Healthcare of West Palm Beach		197	16	8%	213
EAST RIDGE RETIREMENT VILLAGE		211	2	1%	213
Bayside Health and Rehabilitation		181	31	15%	212
ST PETERSBURG PEDIATRICS-EAST BAY	1	177	34	16%	212
KENILWORTH CARE & REHABILITATION CENTER		195	17	8%	212
PEDIATRICS IN BREVARD PA- ROCKLEDGE		173	39	18%	212
CONSULATE HEALTH CARE OF WINTER HAVEN		209	3	1%	212

COVID-19: testing by laboratory

Data through Apr 13, 2021 verified as of Apr 14, 2021 at 09:25 AM

Data in this report are provisional and subject to change.

The numbers in the table below represent the number of Florida and non-Florida residents for whom test results were received by the Department of Health. A person can be tested by more than one laboratory and can have both positive and negative results. **Therefore, the sum of the numbers in each column will be larger than the total number of people tested.**

Reporting lab	Inconclusive	Negative	Positive	Percent positive	Total
San Jose Health & Reabilitation		206	6	3%	212
SUNRISE DIAGNOSTIC LABORATORY		158	53	25%	211
FULGENT GENETICS	3	166	42	20%	211
GOOD SAMARITAN SOCIETY OF DELAND		199	11	5%	210
HEALTH FIRST - HOLMES REGIONAL MEDICAL CENTER		32	178	85%	210
Royal Oaks Nursing and Rehab		209	1	0%	210
LAKE REGIONAL URGENT CARE		12	198	94%	210
VIERA DEL MAR HEALTH AND REHABILITATION CENTER		202	8	4%	210
The Palace Nursing and Rehabilitation Center		209			209
The Ponce Therapy Care Center		205	4	2%	209
Whispering Oaks	11	175	23	11%	209
BOCA RATON REHABILITATION CENTER	4	201	4	2%	209
Nspire Health Care Kendall		199	10	5%	209
MATHISON RETIREMENT COMMUNITY, INC	1	200	8	4%	209
GENETIC TECHNOLOGICAL INNOVATIONS, LLC		196	13	6%	209
SUNLIFE PHARMACY		184	25	12%	209
The Waterford		206	3	1%	209
RIVERSIDE RECOVERY OF TAMPA		207	1	0%	208
UNIVERSITY OF MIAMI		77	131	63%	208
PALMS MEDICAL GROUP HIGH SPRINGS		174	34	16%	208
ADVENT HEALTH - PALM HARBOR ER		168	39	19%	207
LAKE VIEW CARE CENTER AT DELRAY		201	6	3%	207
MIRACLE HILL NURSING & REHABILITATION CENTER INC		200	6	3%	206
TARPON POINT NURSING AND REHABILITATION CENTER		203	3	1%	206
AMERICAN ESOTERIC LAB-BIRMINGHAM		203	3	1%	206
LABCORP BURLINGTON	1	156	48	23%	205
HIALEAH SHORES NURSING AND REHAB CENTER		197	8	4%	205
PEDIATRIC SPECIALISTS MEDICAL GROUP☐	1	184	20	10%	205
Cross Terrace REhabiitation		203	2	1%	205
DISCOVERY VILLAGE AT NAPLES		187	17	8%	204
PALM HARBOR FAMILY PRACTICE & WALK-IN		157	47	23%	204
D PEDIATRICS		185	19	9%	204
BENDERSON FAMILY SKILLED NURSING AND☐		187	17	8%	204
CARENOW LAKE MARY		45	159	78%	204
PCB CLINIC		159	45	22%	204
GEORGE SAFRAN MD PC		190	13	6%	203
BONITA PHARMACY		184	19	9%	203
SENIOR LIVING VII TAMPA LLC☐	1	193	9	4%	203
BROOKDALE OF SPRING HILL	9	192	2	1%	203
TUSCAN GARDENS OF PALM COAST		198	5	2%	203
PATHGROUP LABS LLC		97	106	52%	203
JUNO DERMATOLOGY LLC		186	17	8%	203
SACRED HEART HEALTH SYSTEM INC		168	35	17%	203
GLENRIDGE ON PALMER RANCH,THE		195	8	4%	203
NEW YORK CITY DEPARTMENT OF HEALTH & MENTAL		169	34	17%	203
LAB CORP	1	116	85	42%	202

COVID-19: testing by laboratory

Data through Apr 13, 2021 verified as of Apr 14, 2021 at 09:25 AM

Data in this report are provisional and subject to change.

The numbers in the table below represent the number of Florida and non-Florida residents for whom test results were received by the Department of Health. A person can be tested by more than one laboratory and can have both positive and negative results. **Therefore, the sum of the numbers in each column will be larger than the total number of people tested.**

Reporting lab	Inconclusive	Negative	Positive	Percent positive	Total
ADVENT HEALTH CENTRA CARE - APOPKA NORTH		172	30	15%	202
YOUR FAMILY WALK-IN CLINIC		15	187	93%	202
CAREATC CITY OF TAMPA	3	167	32	16%	202
LEESBURG PEDIATRICS		169	33	16%	202
PHYSICIANS PRIMARY CARE OF SOUTHWEST FLORIDA	1	184	17	8%	202
POLK COUNTY HEALTH DEPARTMENT		178	24	12%	202
TRUE NORTH HEALTH NAVIGATION LLC DBA DISPATCHHEALTH	1	168	32	16%	201
Governors Creek Health and Rehabilitation	1	198	2	1%	201
PROFESSIONAL URGENT CARE SERVICES		156	45	22%	201
VAMC WEST PALM LAB		5	196	98%	201
COLLIER COUNTY JAIL		199	2	1%	201
AMA MEDICAL GROUP LLC		168	32	16%	200
HERITAGE HEALTHCARE AND REHABILATION CENTER		195	5	3%	200
A PLUS PEDIATRICS		177	23	12%	200
GRACE PEDIATRICS		168	31	16%	199
ADVENT HEALTH - CARROLLWOOD	4	169	26	13%	199
AVANTE OF BOCA RATON		198	1	1%	199
PATRIOT MEDICAL LABORATORIES		191	8	4%	199
LAUREL POINT CARE ACQUISITION LLC DBA SANDGATE GARDENS REHAB AND NURSI		171	27	14%	198
DEPARTMENT OF HEALTH & HUMAN SERVICES		198			198
Sunrise Health and Rehabilitation Center		190	8	4%	198
SOUTH BALDWIN REGIONAL MEDICAL CENTER		185	12	6%	197
GULF COAST MEDICAL CENTER		191	6	3%	197
FLORIDA DEPARTMENT OF HEALTH IN TAYLOR COUNTY	1	153	43	22%	197
NAIA		196	1	1%	197
ABBIEJEAN RUSSELL CARE CENTER☐		195	1	1%	196
NO FLORIDA PEDIATRICS, PA		169	27	14%	196
RIVERWOOD CENTER,THE☐		186	10	5%	196
HOSPITAL FOR SPECIAL SURGERY		192	3	2%	195
Heritage Park Rehabilitation & Healthcare		177	18	9%	195
MCW MENTAL HEALTH LLC		191	4	2%	195
BRUCE S WEST MD	1	193	1	1%	195
BARKLEY PLACE	1	190	4	2%	195
HUNT CLUB PEDIATRIC ASSOCIATES PA		129	66	34%	195
MIAMI VA HEALTHCARE SYSTEM			195	100%	195
BEACON AT GULF BREEZE, THE	2	181	11	6%	194
ALLSOUTH URGENT CARE		25	169	87%	194
JACKSONVILLE NURSING AND REHAB CENTER		186	8	4%	194
EDWARD J HEALEY REHAB & NURSING CENTER		193			193
ALL SEASONS NAPLES LLC☐		185	8	4%	193
REGENCY PARK		175	18	9%	193
FINLAY CLINICAL LABORATORY INC	1	39	153	79%	193
ESCAMBIA COUNTY JAIL DETENTION DIVISION		188	5	3%	193
SARNO EXTENDED HOURS		124	69	36%	193
WORKPLACE SCREENING INTELLIGENCE			193	100%	193
WALGREENS 4915	1	173	19	10%	193

COVID-19: testing by laboratory

Data through Apr 13, 2021 verified as of Apr 14, 2021 at 09:25 AM

Data in this report are provisional and subject to change.

The numbers in the table below represent the number of Florida and non-Florida residents for whom test results were received by the Department of Health. A person can be tested by more than one laboratory and can have both positive and negative results. **Therefore, the sum of the numbers in each column will be larger than the total number of people tested.**

Reporting lab	Inconclusive	Negative	Positive	Percent positive	Total
ABSOLUTE HEALTH INTERNAL MEDICINE AND PEDIATRICS		173	20	10%	193
Hampton Court Nursing and Rehabilitation Center		190	2	1%	192
CYPRESS POINT LIVING, LLC		177	15	8%	192
VILLA MARIA WEST SKILLED NURSING FACILITY		185	7	4%	192
ARDEN COURTS OF DELRAY BEACH FL LLC	3	179	10	5%	192
PARK MEADOWS HEALTH AND REHABILITATION CENTER		191			191
HEALTH LINK DIAGNOSTIC LABORATORIES		182	9	5%	191
NEO GENOMICS - FORT MYERS	1	183	6	3%	190
Kindred Hospital South Florida Hollywood SNU		182	8	4%	190
FIRST CHOICE PEDIATRICS SEMORAN		98	92	48%	190
CARE CENTERS OF NASSAU		186	3	2%	189
NIGHT LITE PEDIATRICS WINTER GARDEN		144	44	23%	188
TUSCAN GARDENS OF VENETIA MANAGEMENT COMPANY		174	14	7%	188
PHYSICIANS REGIONAL MEDICAL CENTER - PINE RIDGE		20	168	89%	188
OCEAN REEF MEDICAL CENTER		150	38	20%	188
WOMEN'S CARE FLORIDA LABORATORY		183	5	3%	188
VIERA MANOR ASSISTED LIVING RESIDENCE		181	7	4%	188
HEALTHPOINT MED GRP OF THE EMERALD COAST LLC		152	35	19%	187
DOLPHIN POINTE HEALTH CARE LLC		164	23	12%	187
PLANTATION NURSING & REHAB CENTER		187			187
US MEDICAL CARE, INC		164	23	12%	187
NADAL PEDIATRICS - VICTORIA STREET (3385)		158	28	15%	186
ANTHEM LAKES LLC		151	35	19%	186
ZON BEACHSIDE LLC☐		149	37	20%	186
CSL PLASMA		31	155	83%	186
SUMMERFIELD EMERGENCY ROOM		140	46	25%	186
LIFE CARE CENTER OF ALTAMONTE SPRINGS		157	29	16%	186
LAKE WALES OPERATING GROUP LLC		180	5	3%	185
HAWKINS FAMILY MEDICINE LLC	1	133	51	28%	185
BAPTIST HEALTH PRIMARY CARE	1	134	50	27%	185
PPC-LAB EDI ORCHARD BI		176	9	5%	185
ADVENT		172	13	7%	185
GEORGIA DEPARTMENT OF PUBLIC HEALTH	1	5	178	97%	184
CANTERFIELD OF CLAY COUNTY		146	38	21%	184
FREEDOM SQUARE NURSING CENTER☐		176	8	4%	184
GLADES HEALTH CARE CENTER		181	3	2%	184
ST. JAMES BAY HEALTH AND REHABILITATION CENTER		183	1	1%	184
BROOKDALE ORANGE PARK		181	2	1%	183
ADVENT HEALTH CENTRA CARE - WESLEY CHAPEL		13	170	93%	183
FLORIDA MEDICAL CLINIC LLC		112	71	39%	183
PRIMECARE OF DOTHAN		128	54	30%	182
CANTERFIELD OF OCALA, LLC		171	11	6%	182
BENTON HOUSE AT OAKLEAF		152	30	16%	182
CLERMONT URGENT CARE			182	100%	182
PEDIATRICS OF GREATER ORLANDO		155	27	15%	182
ARDEN COURTS OF LARGO FL, LLC		159	22	12%	181

COVID-19: testing by laboratory

Data through Apr 13, 2021 verified as of Apr 14, 2021 at 09:25 AM

Data in this report are provisional and subject to change.

The numbers in the table below represent the number of Florida and non-Florida residents for whom test results were received by the Department of Health. A person can be tested by more than one laboratory and can have both positive and negative results. **Therefore, the sum of the numbers in each column will be larger than the total number of people tested.**

Reporting lab	Inconclusive	Negative	Positive	Percent positive	Total
BARBARA O'REILLY MD PA		177	4	2%	181
VILLAGE PEDIATRICS LLC		152	29	16%	181
EXOSOME DIAGNOSTICS	1	161	19	10%	181
Emory L Bennett State Veterans Nursing Home		178	3	2%	181
SUNY UPSTATE MEDICAL UNIVERSITY		166	15	8%	181
NORTH BEACH REHABILITATION CENTER		178	2	1%	180
STERLING HOUSE OF PUNTA GORDA		179	1	1%	180
CHARTER SENIOR LIVING OF PANAMA CITY BEACH		158	21	12%	179
BAY EDUCATORS WELLNESS CENTER		122	57	32%	179
AMERICAN FAMILY MEDICAL LLC		135	43	24%	178
XPRESS URGENT CARE- PORT ST. LUCIE		57	121	68%	178
VIPEDIATRICS PLLC		163	15	8%	178
BVM THE BRIDGES LLC		178			178
BRIGHTON EGGERT PHARMACY INC		170	7	4%	177
ADVENT HEALTH CENTRA CARE - CARROLLWOOD		5	172	97%	177
RDV SPORTSPLEX PEDIATRICS		149	28	16%	177
ROSECASTLE OF CITRUS		147	30	17%	177
EMBRY RIDDLE AERONAUTICAL UNIVERSITY HEALTH SERVICES		1	176	99%	177
VITAS HEALTHCARE CORPORATION OF FL		161	15	9%	176
ROSECASTLE OF ZEPHRHILLS		173	3	2%	176
GENE BY GENE		61	115	65%	176
FLORIDA DEPARTMENT OF HEALTH IN ALACHUA COUNTY -		162	14	8%	176
ASTON GARDENS AT PELICAN MARSH		169	7	4%	176
NORTH FLORIDA INTERNAL MEDICINE PA		142	34	19%	176
The Inn at Sarasota Bay Club		174	2	1%	176
HCTB INC		146	29	17%	175
Signature Healthcare of Ormond		174	1	1%	175
CAYUGA MEDICAL CENTER AT ITHACA		170	5	3%	175
ORLANDO HEALTH EMERGENCY DEPARTMENT		163	12	7%	175
ANCHOR CARE AND REHABILITATION CENTER		173	1	1%	174
MID FLORIDA PATHOLOGY LLC MOBILE UNIT #4		121	53	30%	174
MOBILE INFIRMARY MED CENTER PATH LAB		158	15	9%	173
CENTRAL FLORIDA HEALTHCARE GROUP LLC		151	22	13%	173
MEASE COUNTRYSIDE HOSPITAL		2	170	99%	172
SUWANNEE VALLEY NURSING CENTER		158	14	8%	172
GATTOLINE ENTERPRISES, INC. DBA FAMILY CARE PHARMACY		142	30	17%	172
FORT WALTON REHABILITATION CENTER		133	39	23%	172
BROOKDALE FORT MYERS THE COLONY		167	4	2%	171
QUEENS HOSPITAL CENTER	1	160	10	6%	171
LAKEVIEW TERRACE RETIREMENT COMMUNITY		154	17	10%	171
RITE MEDICAL CARE PC		169	2	1%	171
Belleair Healthcare Center		164	6	4%	170
URGENT CARE OF THE PALM BEACHES, NORTH PALM BEACH			170	100%	170
HIGHLANDS LAKE CENTER		165	5	3%	170
WEST COAST FAMILY MEDICAL CARE		135	34	20%	169
COASTAL INTERNAL MEDICINE		130	39	23%	169

COVID-19: testing by laboratory

Data through Apr 13, 2021 verified as of Apr 14, 2021 at 09:25 AM

Data in this report are provisional and subject to change.

The numbers in the table below represent the number of Florida and non-Florida residents for whom test results were received by the Department of Health. A person can be tested by more than one laboratory and can have both positive and negative results. **Therefore, the sum of the numbers in each column will be larger than the total number of people tested.**

Reporting lab	Inconclusive	Negative	Positive	Percent positive	Total
Life Care Center of Orlando		164	5	3%	169
HEARTLAND HEALTHCARE AND REHAB CENTER		146	22	13%	168
Madison Health and Rehabilitation Center		132	36	21%	168
PANAMA CITY DEVELOPMENTAL CENTER☐		168			168
EAST NEW YORK DIAGNOSTIC AND TREATMENT		159	9	5%	168
KINDRED HOSPITAL MELBOURNE	1	161	6	4%	168
ADVENT HEALTH CENTRA CARE - TEMPLE TERRACE	1	104	63	38%	168
FINNISH AMERICAN REST HOME-ALF		165	2	1%	167
OSPREY VILLAGE AT AMELIA ISLAND LTD		157	10	6%	167
APOLLO HEALTH & REHABILITATION		160	7	4%	167
QUALITY URGENT CARE AND WELLNESS PL	3	119	44	27%	166
FHMG-FLORIDA HOSPITAL MEDICAL GROUP		141	25	15%	166
PORT CHARLOTTE HMA		146	20	12%	166
MEADOWCREST FAMILY PHYSICIANS		97	69	42%	166
WESLEY HAVEN VILLA	1	131	34	20%	166
GULFCOAST PEDIATRICS		156	10	6%	166
WOODBRIDGE FACILITY INC		161	5	3%	166
NO FLORIDA PEDIATRICS, PA - BRADFORD		136	29	18%	165
THE ARLINGTON OF NAPLES INC.		162	3	2%	165
BROOKDALE BONITA SPRINGS		162	3	2%	165
CITRUS HEALTH AND REHAB		132	33	20%	165
FLORIDA HEALTH CARE PLANS INC		2	162	99%	164
TERRACE AT HOBE SOUND, THE	1	154	9	5%	164
NORTH PORT REHABILITATION AND NURSING CENTER☐		163	1	1%	164
TRI COUNTY NURSING HOME		162	1	1%	163
KRYSTAL BAY NURSING AND REHABILITATION		157	6	4%	163
BRADENTON HEALTH CARE		163			163
Signature Healthcare of Palm Beach		162	1	1%	163
Lehigh Acres Health and Rehabilitation		151	12	7%	163
WALGREENS #06012		144	19	12%	163
PRECISION GENETICS, INC		157	6	4%	163
SOMERBY LAKE NONA		154	7	4%	161
ARCADIA HEALTH AND REHABILITATION CENTER		100	60	38%	160
KEYSTONE REHAB		160			160
GREENBRIAR REHABILITATION AND NURSING CENTER	1	159			160
F&T MEDICAL RESEARCH, INC		160			160
ISLAND HEALTH AND REHABILITATION CENTER		159	1	1%	160
CVS		41	119	74%	160
DESOTO PALMS ALF		154	5	3%	159
BROOKDALE PENSACOLA		158	1	1%	159
TRADITION MEDICAL CENTER LABORATORY		55	104	65%	159
Peninsula Care and Rehab		146	12	8%	158
WUESTHOFF REF LABORATORY			158	100%	158
WRIGHTS HEALTH CARE AND REHABILITATION CENTER		128	30	19%	158
HAZELDEN FLORIDA	1	149	7	4%	157
JACKSON COUNTY HEALTH DEPARTMENT		109	48	31%	157

COVID-19: testing by laboratory

Data through Apr 13, 2021 verified as of Apr 14, 2021 at 09:25 AM

Data in this report are provisional and subject to change.

The numbers in the table below represent the number of Florida and non-Florida residents for whom test results were received by the Department of Health. A person can be tested by more than one laboratory and can have both positive and negative results. **Therefore, the sum of the numbers in each column will be larger than the total number of people tested.**

Reporting lab	Inconclusive	Negative	Positive	Percent positive	Total
MINUTECLINIC DIAGNOSTIC OF TEXAS, LLC		141	16	10%	157
ALL FLORIDA FAMILY AND SPORTS MEDICINE		134	23	15%	157
DOCTORS MEMORIAL FAMILY PRACTICE	2	119	36	23%	157
TIMBERRIDGE NURSING HOME & REHAB		123	33	21%	156
KINDRED HOSPITAL - SOUTH FLORIDA		154	2	1%	156
Englewood Healthcare and Rehab		141	15	10%	156
POINTE, THE		128	28	18%	156
PROVIDENCE HOSPITAL LABORATORY		147	8	5%	155
MAINSTREAM DIAGNOSTIC LABORATORY LLC		132	23	15%	155
DIAMOND RIDGE		147	8	5%	155
COCOA BEACH/ADVENT CENTRA		41	114	74%	155
WILTON MANORS HEALTH & REHABILITATION CENTER		146	9	6%	155
BAYCARE HEALTH SYSTEMS		6	149	96%	155
PALMETTTO FACILITY INC	1	153			154
WALTON PLACE		154			154
KINDRED HOSPITAL SOUTH FLORIDA		119	35	23%	154
FAWCETT MEMORIAL HOSPITAL-LAB		39	115	75%	154
PRUITT HEALTH		152	2	1%	154
WALGREENS 6221		136	17	11%	153
JEFFERSON COUNTY HEALTH DEPARTMENT-MONTICELLO		120	33	22%	153
GRAVITY DIAGNOSTICS		56	97	63%	153
AMERICAN HOUSE COCONUT POINT		132	21	14%	153
LIFE BRITE		137	16	10%	153
ADVENTHEALTH MEDICAL GROUP FAMILY MEDICINE AT		114	38	25%	152
PEDIATRIC ASSOCIATES AT ARGYLE PA		145	7	5%	152
JPR URGENT MEDICAL CARE		148	4	3%	152
SUNNY HILLS ALF OF SEBRING INC		140	12	8%	152
CRANE CENTER		121	31	20%	152
PHYSICIAN PARTNERS PERRY		88	64	42%	152
TUSCAN ISLE CHAMPIONSGATE OP CO LLC		150	2	1%	152
ADVENTHEALTH HOSPICE CARE CENTRAL FLORIDA		147	4	3%	151
NAVARRE GARDENS LLC		126	25	17%	151
FAWCETT MEMORIAL HOSPITAL LABORATORY			151	100%	151
REFUAH HEALTH CENTER LABORATORY		143	8	5%	151
PALM BEACH COUNTY HEALTH DEPT LAB	4	139	7	5%	150
CHERRY OAK PALM BEACH COUNTY		142	8	5%	150
The Crossroads		149	1	1%	150
LABORATORY OF FLORIDA		97	53	35%	150
HOSPICE OF THE TREASURE COAST		145	5	3%	150
CORE BIO LABS		76	74	49%	150
PRECISION HEALTH RESOURCES, LLC	1	133	15	10%	149
GOLD CHOICE SENIOR COMMUNITIES		109	40	27%	149
CLEARWATER STATMED QUICK QUALITY CLINICS		43	106	71%	149
MINUTECLINIC DIAGNOSTIC		141	8	5%	149
MILLENNIUM LAB SERVICES			148	100%	148
SEAGRASS VILLAGE FLEMING ISLAND		111	37	25%	148

COVID-19: testing by laboratory

Data through Apr 13, 2021 verified as of Apr 14, 2021 at 09:25 AM

Data in this report are provisional and subject to change.

The numbers in the table below represent the number of Florida and non-Florida residents for whom test results were received by the Department of Health. A person can be tested by more than one laboratory and can have both positive and negative results. **Therefore, the sum of the numbers in each column will be larger than the total number of people tested.**

Reporting lab	Inconclusive	Negative	Positive	Percent positive	Total
PROMPT CARE OF CENTRAL FLORIDA			148	100%	148
CROSSWINDS HEALTH AND REHABILITATION CENTER	1	144	2	1%	147
SONATA COCONUT CREEK	2	122	23	16%	147
CARE RESOURCE COMMUNITY HEALTH CENTERS INC		140	7	5%	147
TGH URGENT CARE – SEMINOLE			147	100%	147
MACKOUL PEDIATRICS FORT MYERS		130	17	12%	147
FIRSTCARE CLINIC		72	75	51%	147
ALLCARE MEDICAL CENTERS PC		123	24	16%	147
BOSTON RED SOX CLUB LP		144	2	1%	146
ARDEN COURTS OF PALM HARBOR		126	20	14%	146
Quail Run Health Care Center		146			146
WEDGEWOOD HEALTHCARE CENTER		94	52	36%	146
FAMILY EXTENDED CARE OF CENTRAL TAMPA		127	18	12%	145
ADVENTHEALTH CENTRA CARE PONCIANA	1	81	63	43%	145
BROOKDALE CAPE CORAL		145			145
REGENCY CARE OF BLOUNTSTOWN LLC		135	10	7%	145
DAYSPRING VILLAGE		122	22	15%	144
East Bay Rehabilitation Center		110	34	24%	144
WILLOWBROOKE COURT AT ST ANDREWS ESTATES		139	5	3%	144
Nemours Children's Urgent Care		80	64	44%	144
NCRNC INC		140	4	3%	144
AEGIS MEDICAL GROUP		120	23	16%	143
PROVISTA DIAGNOSTICS, INC		140	3	2%	143
ESCAMBIA COUNTY JAIL	2	111	30	21%	143
JEFFERY WEINZWEIG		2	141	99%	143
SEMINOLE TRIBE OF FLORIDA		116	27	19%	143
ATMORE COMMUNITY HOSPITAL LABORATORY		116	27	19%	143
SMILEY MEDICAL GROUP		108	35	24%	143
MINUTECLINIC DIAGNOSTIC OF SOUTH CARO		119	24	17%	143
DB MD		126	16	11%	142
OAKHURST CENTER		135	7	5%	142
LabCorp L#09258090 M#09258105		74	67	48%	141
UNITED CLINICAL LABORATORIES		132	9	6%	141
GATEWAY CARE CENTER		139	2	1%	141
RESEARCH CENTERS OF AMERICA, LLC		117	24	17%	141
OAKS OF KISSIMMEE HEALTH AND REHABILITATION CENTER		138	3	2%	141
NOVARI CARE LLC		97	44	31%	141
HARBOR BEACH NURSING AND REHABILITATION CENTER		136	5	4%	141
PORT ST LUCIE REHABILITATION AND HEALTHCARE		98	43	30%	141
CLINICA HISPANA		1	140	99%	141
MEMORY CARE OF NAPLES		140			140
DAYSPRING SENIOR LIVING LLC		138	2	1%	140
MV MEDICAL PRACTICE DBA PRIMARY URGENT CARE		133	7	5%	140
GRAND OAKS HEALTH & REHABILITATION		138	1	1%	139
CITRUS MEMORIAL HOSPITAL			139	100%	139
WEST		122	17	12%	139

COVID-19: testing by laboratory

Data through Apr 13, 2021 verified as of Apr 14, 2021 at 09:25 AM

Data in this report are provisional and subject to change.

The numbers in the table below represent the number of Florida and non-Florida residents for whom test results were received by the Department of Health. A person can be tested by more than one laboratory and can have both positive and negative results. **Therefore, the sum of the numbers in each column will be larger than the total number of people tested.**

Reporting lab	Inconclusive	Negative	Positive	Percent positive	Total
Gulf Coast Healthcare (Longwood Health and Rehab		118	21	15%	139
WINDSOR OF LAKEWOOD RANCH,THE		136	2	1%	138
CARENOW URGENT CARE - LAKE MARY			138	100%	138
ADVENT HEALTH CENTRA CARE - CITRUS PARK		9	129	93%	138
AMERICAN PATHOLOGY PARTNERS		136	2	1%	138
ADVENT HEALTH CENTRA CARE - DELAND		28	110	80%	138
AHEC CLINIC		8	130	94%	138
GARDENS HEALTH NH LLC		134	3	2%	137
MED COMP SCIENCES		3	134	98%	137
OPPENHEIMER PLASTIC SURGERY LLC		132	5	4%	137
DOCTOR'S IN HOUSE LABORATORY		18	119	87%	137
Lakeside Nursing and Rehabilitation Center	1	111	25	18%	137
A2Z DIAGNOSTICS		136	1	1%	137
Centre Pointe Health and Rehabilitation Center		126	11	8%	137
MANOR CARE OF PALM HARBOR		135	2	1%	137
MANOR AT BLUEWATER BAY		131	6	4%	137
SPRING HAVEN RETIREMENT	1	133	3	2%	137
ADVENT HEALTH CENTRA CARE - ORANGE CITY	1	53	82	60%	136
LONGWOOD HEALTH AND REHABILITATION CENTER		124	12	9%	136
MERCY MEDICAL URGENT CARE CENTER INC		84	52	38%	136
LIFE CARE CENTER OF JACKSONVILLE☐		115	21	15%	136
HIGHLANDS MEDICAL CENTER		133	3	2%	136
MINUTECLINIC LLC #4987		119	17	13%	136
CLARE BRIDGE OF CAPE CORAL	1	135			136
SONATA DELRAY BEACH		125	11	8%	136
ARDEN COURTS OF LELY PALMS☐		134	2	1%	136
SUMMIT MEDICAL GROUP		123	12	9%	135
PEDIATRIC CARE CENTER		135			135
IRL MARKET LAB ALACHUA		104	31	23%	135
REGENCY OAKS HEALTH CENTER		133	2	1%	135
SONATA WEST		133	2	1%	135
SUNY UPSTATE OVERFLOW LABORATORY		134			134
ADVANCED MEDICAL CENTER		86	48	36%	134
KINDRED HOSPITAL NORTH FLORIDA	3	123	8	6%	134
STEWARD MEDICAL GROUP		34	100	75%	134
WELLNOW URGENT CARE PC		131	2	2%	133
SOUTH CAMPUS FACILITY INC		122	11	8%	133
GABISA MEDICAL LLC		132			132
HARBORCHASE OF VERO BEACH	1	115	16	12%	132
AMERICAN HOUSE-BONITA SPRINGS☐		131	1	1%	132
THE REHABILITATION CENTER OF LAKE CITY		127	5	4%	132
VITAS HEALTHCARE		121	11	8%	132
CENTRACARE		18	114	86%	132
SANDALWOOD NURSING CENTER		125	7	5%	132
ARIZONA DEPARTMENT OF HEALTH SERVICES		5	127	96%	132
DIAGNOSTIC LABORATORY OF OKLAHOMA		106	26	20%	132

COVID-19: testing by laboratory

Data through Apr 13, 2021 verified as of Apr 14, 2021 at 09:25 AM

Data in this report are provisional and subject to change.

The numbers in the table below represent the number of Florida and non-Florida residents for whom test results were received by the Department of Health. A person can be tested by more than one laboratory and can have both positive and negative results. **Therefore, the sum of the numbers in each column will be larger than the total number of people tested.**

Reporting lab	Inconclusive	Negative	Positive	Percent positive	Total
GRAND VILLA OF ORMOND BEACH		125	6	5%	131
INTEGRATED REGIONAL LABORATORIES		119	12	9%	131
THE WELLNESS CENTER AT LAKEWOOD RANCH		43	88	67%	131
FOUNTAINS OF HOPE LLC, THE		130	1	1%	131
The Crossings		129	2	2%	131
LAKELAND REGIONAL HEALTH LAKE MIRIAM	2	87	42	32%	131
SONNIS PEDIATRICS PA		117	14	11%	131
SOUTH GEORGIA MEDICAL CENTER		89	41	32%	130
JOHN KNOX VILLAGE OF CENTRAL FLORIDA		125	5	4%	130
COASTAL DETOX		127	3	2%	130
MOOSEHAVEN LIFE CARE CENTER		130			130
LEE MEMORIAL HEALTH SYSTEM HEALTH FAIR		125	5	4%	130
COQUINA CENTER		125	5	4%	130
CHARLES CROFT MD	1	127	1	1%	129
BMHSI-AEL MICROBIOLOGY LABORATORY	2	102	25	19%	129
TRI-COUNTY NURSING HOME		117	12	9%	129
ST PETERSBURG PEDIATRICS-MLK JUNIOR BLVD		120	9	7%	129
OAKS OF CLEARWATER, THE		126	3	2%	129
TURNING POINT OF TAMPA		122	7	5%	129
WILLOW BROOKE COURT AT AZALEA TRACE		128	1	1%	129
GRAND VILLA OF LAKELAND		122	6	5%	128
LABCORP RTP		52	76	59%	128
ARBOR TERRACE SAN JOSE LLC	3	123	2	2%	128
QUICK CARE MED PL CR		80	48	38%	128
MAGNOLIA MEDICAL CLINIC		20	108	84%	128
HILLSBOROUGH COUNTY DEVELOPMENTAL CTR☐	1	117	9	7%	127
SHOAL CREEK REHABILITATION CENTER		85	42	33%	127
KINDRED HOSPITAL-BAY AREA-ST PETERSBURG LAB	1	120	6	5%	127
BIGGERS FAMILY MEDICINE PA	1	113	13	10%	127
GESSLER CLINIC PA		98	29	23%	127
CORNERSTONE MEDICAL CARE OF BRANDON PL		104	22	17%	126
PANAMA PHARMACY	3	105	18	14%	126
THE CLUB AND REHABILITATION CENTER		125	1	1%	126
VITAS HEALTHCARE CORPORATION OF FLORIDA		121	4	3%	125
OCALA CBOC		119	6	5%	125
IQBAL A FARUQUI MD☐		93	32	26%	125
SOLARIS SENIOR LIVING OF MERRITT ISLAND		120	5	4%	125
ALTERNATIVE LIVING, INC DBA TWIN CITIES PAVILION		122	3	2%	125
L&S SENIOR CARE DBA ARCADIA OAKS	4	120	1	1%	125
SURFSIDE URGENT CARE		102	23	18%	125
ADVENT HEALTH CENTRA CARE - BRANDON		31	93	75%	124
WINDERMERE MEDICAL CENTER		119	5	4%	124
NORTH FL SOUTH GA HCS-MALCOM RANDALL VAMC			124	100%	124
ROHR HOME		121	3	2%	124
ARBOR GLEN AT ARBOR TRACE	2	113	9	7%	124
Mt Sinai Aventura			124	100%	124

COVID-19: testing by laboratory

Data through Apr 13, 2021 verified as of Apr 14, 2021 at 09:25 AM

Data in this report are provisional and subject to change.

The numbers in the table below represent the number of Florida and non-Florida residents for whom test results were received by the Department of Health. A person can be tested by more than one laboratory and can have both positive and negative results. **Therefore, the sum of the numbers in each column will be larger than the total number of people tested.**

Reporting lab	Inconclusive	Negative	Positive	Percent positive	Total
FLORIDA DEPARTMENT OF HEALTH IN LAKE COUNTY	1	79	44	35%	124
MEYER PEDIATRICS		107	16	13%	123
CITRUS MEMORIAL HEALTH SYSTEM LAB		2	121	98%	123
PSL NAPLES BH OPERATIONS, LLC		123			123
HEARTLAND PHARMACY LAKE PLACID, INC		93	30	24%	123
ISLAND URGENT CARE PLLC DBA AFC URGENT CARE		122	1	1%	123
GENEDX		48	75	61%	123
MINUTECLINIC DIAGNOSTIC OF RHODE ISLAND, LLC #729		118	4	3%	122
THREE OAKS PHARMACY INC		109	13	11%	122
MONTEFIORE MEDICAL CENTER LABORATORIES - MOSES		112	10	8%	122
SEVEN HILLS HEALTH AND REHABILITATION CENTER		106	16	13%	122
TIFFANY HALL NURSING AND REHAB CENTER		113	9	7%	122
FLORIDA ATLANTIC UNIVERSITY		115	7	6%	122
BRANDON COMMUNITY HEALTH CENTER		99	23	19%	122
THE COURTYARD ASSISTED LIVING		117	4	3%	121
SUNRISE SENIOR LIVING OF JACKSONVILLE		112	9	7%	121
SIGNATURE HEALTHCARE OF PORT CHARLOTTE		114	7	6%	121
MICRO PATH LABORATORIES INC		118	3	2%	121
PARKVIEW HEALTH		121			121
Sandy Ridge Center for Rehabilitation and Healing		100	21	17%	121
TGH URGENT CARE – TYRONE		3	118	98%	121
Crystal Health & Rehab Center		115	6	5%	121
PINELLAS COUNTY JAIL			121	100%	121
BAY REGIONAL URGENT CARE	1	80	40	33%	121
URGENT CARE TCMA			121	100%	121
SEMINOLE SPORTS AND FAMILY MEDICINE		106	15	12%	121
ARDEN COURTS OF WEST PALM BEACH		120	1	1%	121
NSPIRE HEALTHCARE TAMARAC		80	40	33%	120
ARBOR TERRACE ORTEGA LLC	2	116	2	2%	120
PALMS EDGE	1	112	7	6%	120
EC OPCO CARROLLWOOD LLC		113	7	6%	120
DIATHERIX LABORATORIES		71	49	41%	120
BROOKDALE JENSEN BEACH☐		117	3	3%	120
HOBDARI FAMILY HEALTH LLC☐		83	36	30%	119
FLAGLER COLLEGE HEALTH SERVICES		86	33	28%	119
RDX BIOSCIENCE		60	59	50%	119
MED ONE AT SAINT AUGUSTINE		87	32	27%	119
MATHISON RETIREMENT COMMUNITY		114	5	4%	119
BIODESIX, INC.		90	29	24%	119
PICH KTM CORP DBA MEDTOWN PHARMACY		102	17	14%	119
MY CLINICAL LAB INC		17	102	86%	119
MD NOW MEDICAL CENTERS INC		87	32	27%	119
PRIME HEALTH OF NORTH PORT LLC		98	20	17%	118
PHYSICIANS REGIONAL CLINIC		89	29	25%	118
WESTCHESTER MEDICAL CENTER	1	112	5	4%	118
FEDERATION CCRC OPERATIONS CORP		118			118

COVID-19: testing by laboratory

Data through Apr 13, 2021 verified as of Apr 14, 2021 at 09:25 AM

Data in this report are provisional and subject to change.

The numbers in the table below represent the number of Florida and non-Florida residents for whom test results were received by the Department of Health. A person can be tested by more than one laboratory and can have both positive and negative results. **Therefore, the sum of the numbers in each column will be larger than the total number of people tested.**

Reporting lab	Inconclusive	Negative	Positive	Percent positive	Total
SH HERON EAST LLC☐		103	15	13%	118
COASTAL HEALTH AND REHAB		110	8	7%	118
LATE HOURS URGENT CARE		61	57	48%	118
BROOKDALE COLONIAL PARK	2	114	1	1%	117
VILLAGE ON THE ISLE☐		111	6	5%	117
UNIVERSITY HEALTH SYSTEM INC		106	11	9%	117
Golfview Healthcare Center		111	6	5%	117
MINUTECLINIC DIAGNOSTIC OF NORTH CAROL		94	23	20%	117
VILLAS OF HOLLY BROOK - BRADENTON 14TH		115	2	2%	117
NEIGHBORHOOD MEDICAL CENTER		112	5	4%	117
BELVEDERE COMMONS OF FORT WALTON BEACH		106	10	9%	116
LEE COUNTY SCHOOL DISTRICT	1	108	7	6%	116
BROOKDALE PALM COAST		116			116
KEYSTYLE LIVING LLC	1	114	1	1%	116
MD 365 MEDICAL CARE		115	1	1%	116
TREASURE COAST MEDICAL ASSOCIATES		4	111	97%	115
BROWARD HEALTH CORAL SPRINGS EPIDEMIOLOGY DEPT		1	114	99%	115
SUNFLOWER SPRINGS ASSISTED LIVING		105	10	9%	115
PANCARE HEALTH GULF COUNTY		87	28	24%	115
Hialeah Nursing And Rehabilitation Center		109	6	5%	115
ISLAND DOCTORS		23	91	80%	114
WESTWOOD NURSING & REHAB		80	34	30%	114
CABANA AT JENSEN DUNES, THE		110	4	4%	114
ORANGE PARK PEDIATRICS		103	11	10%	114
SUMMIT MEDICAL GROUP PA		104	10	9%	114
UNIVERSITY MEDICAL CENTER SUITES		100	14	12%	114
ELAN BUENA VISTA		97	17	15%	114
SOUTH BALDWIN MEDICAL CENTER GULF SHORES		91	23	20%	114
Courtyards of Orlando Care Center		102	12	11%	114
FHMG LAKE MARY PEDS		98	15	13%	113
HOSPICE OF MARTIN & ST LUCIE, INC		110	3	3%	113
ALLIED HEALTH FORT PIERCE		112			112
CSL PLASMA INC		9	103	92%	112
VRL EUROFINS - HAWAII		112			112
FHMG- FLORIDA HOSPITAL MEDICAL GROUP		98	14	13%	112
CLEVELAND CLINIC FOUNDATION		12	100	89%	112
HOSPICE OF THE EMERALD COAST INC - PANAMA CITY	2	103	7	6%	112
MG PORT CHARLOTTE II SUBTENANT LLC		99	12	11%	111
PEDIATRIC SERVICES AND BREATHING CENTER PA		85	26	23%	111
ADVENTHEALTH MEDICAL GROUP PRIMARY CARE		103	8	7%	111
DELAND WELLNESS CENTER			111	100%	111
J FRANK AVEY MD		87	24	22%	111
ALL MY KIDS PEDIATRICS INC		78	33	30%	111
TUSCAN ISLE OPERATING COMPANY LLC DBA		106	4	4%	110
LAKE HOUSE ASSISTED LIVING		93	17	15%	110
Alhambra Health and Rehabilitation		110			110

COVID-19: testing by laboratory

Data through Apr 13, 2021 verified as of Apr 14, 2021 at 09:25 AM

Data in this report are provisional and subject to change.

The numbers in the table below represent the number of Florida and non-Florida residents for whom test results were received by the Department of Health. A person can be tested by more than one laboratory and can have both positive and negative results. **Therefore, the sum of the numbers in each column will be larger than the total number of people tested.**

Reporting lab	Inconclusive	Negative	Positive	Percent positive	Total
MORTON PLANT HOSPITAL NURSING		2	108	98%	110
BAY PINES MEDICAL ASSOCIATES		1	108	99%	109
MINUTECLINIC DIAGNOSTIC OF NORTH CARO		97	12	11%	109
Riviera Health Resort		108	1	1%	109
HEARTLAND SOUTH JACKSONVILLE OF JACKSONVILLE FL ,		109			109
North Lake Care Center		107	1	1%	108
EVANS HEALTH CARE		106	2	2%	108
LENOX HILL HOSPITAL		99	9	8%	108
VIERA HOSPITAL			108	100%	108
Ocala Oaks Rehabilitation Center		101	6	6%	107
BAY VIEW HEALTHCARE		85	22	21%	107
NORTHEAST FLORIDA STATE HOSP-NURSING		106	1	1%	107
PATRICK AIR FORCE BASE		3	104	97%	107
NAVY HOSPITAL			107	100%	107
CAREMOUNT MEDICAL - PATHOLOGY		103	4	4%	107
CAN COMMUNITY HEALTH		104	2	2%	106
ASHRAF MEDICAL GROUP PLLC DBA PULSE MD		103	3	3%	106
ELMCROFT OF BELLA VITA☐		98	8	8%	106
AVOW HOSPICE INC		106			106
325TH MEDICAL GROUP		87	19	18%	106
G & R HEALTH MART PHARMACY		86	20	19%	106
HEART OF FLORIDA REGIONAL MED CTR		35	71	67%	106
VITAS HEALTHCARE CORP OF FLORIDA		105	1	1%	106
NORTH FLORIDA EVALUATION AND TREATMENT CENTER	2	99	5	5%	106
ST PETERSBURG PEDIATRICS-SEMINOLE		92	13	12%	105
ADVANCED EMURGENT CARE		28	77	73%	105
MEDICAL CONSULTANTS OF FLORIDA DBA	1	90	14	13%	105
LANDMARK HOSPITAL SOUTHWEST FLORIDA LLC		102	3	3%	105
NORTH SHORE MEDICAL LABS	1	97	7	7%	105
WHITE PLAINS HOSPTIAL CENTER LAB		101	4	4%	105
MAJESTIC OAKS		102	3	3%	105
MINUTECLINIC DIAGNOSTIC OF OHIO LLC		83	22	21%	105
PEDIATRIC CARE CENTER- JACKSONVILLE BEACH		75	29	28%	104
MINUTECLINIC DIAGNOSTIC OF SOUTH CAROLINA, LLC		86	18	17%	104
VISTA MANOR		92	12	12%	104
EMERALD COAST BEHAVIORAL HOSPITAL		98	6	6%	104
EAST RIDGE RETIREMENT VILLAGE INC		104			104
PREDICTIVE LABORATORIES, INC	1	90	13	13%	104
AU HEALTH		88	16	15%	104
CARE CENTERS OF NASSAU, LLC - HENDRICKS RD		104			104
QUALITY URGENT CARE AND WELLNESS		65	39	38%	104
GRANDE, THE☐	2	98	4	4%	104
GIBBENS FAMILY MEDICAL, LLC		85	19	18%	104
BAPTIST MEDICAL CENTER SOUTH		82	21	20%	103
ST MARK ASSISTED LIVING CENTER	1	90	12	12%	103
LIFESTREAM BEHAVORIAL CENTER		82	21	20%	103

COVID-19: testing by laboratory

Data through Apr 13, 2021 verified as of Apr 14, 2021 at 09:25 AM

Data in this report are provisional and subject to change.

The numbers in the table below represent the number of Florida and non-Florida residents for whom test results were received by the Department of Health. A person can be tested by more than one laboratory and can have both positive and negative results. **Therefore, the sum of the numbers in each column will be larger than the total number of people tested.**

Reporting lab	Inconclusive	Negative	Positive	Percent positive	Total
OMNI HEALTHCARE, INC		101	2	2%	103
MENORAH HOUSE		102	1	1%	103
GRAND VILLA OF DELAND		96	7	7%	103
SANIBEL INTERNAL MEDICINE, LLC		99	3	3%	102
PUTNAM COUNTY SHERIFFS OFFICE		95	7	7%	102
ARDEN COURTS OF SARASOTA		85	17	17%	102
SUNSHINE GARDENS		101	1	1%	102
LECONTE MEDICAL CENTER LAB		83	19	19%	102
HARBORCHASE OF NAPLES		89	13	13%	102
HENNEPIN HEALTHCARE LABORATORY		102			102
ORLANDO LUTHERAN TOWERS ASSISTED LIVING		101			101
BROOKDALE VERO BEACH SOUTH AL		101			101
MACADAMS HOME HEALTH AGENCY		100	1	1%	101
LONGWOOD CARDIOLOGY			101	100%	101
CCS - BROWARD COUNTY JAIL		94	7	7%	101
Consulate Health Care of Port Charlotte		98	2	2%	100
GLOBAL CENTRAL LABS AT PPD	2	88	10	10%	100
PruittHealth Fleming Island		87	13	13%	100
DOUGLAS T JACOBSON STATE VETERANS HOME		100			100
UNIVERSTIY CENTER MEDICAL LLC DBA	1	94	5	5%	100
FLORIDA DEPARTMENT OF HEALTH IN WALTON COUNTY		87	13	13%	100
BLOCK NATION CHASE		86	14	14%	100
EMERALD COAST CENTER		96	4	4%	100
MIAMI BEACH COMMUNITY HEALTH CENTER		2	97	98%	99
TOTAL CARE PLUS LLC			99	100%	99
BLISS HEALTHCARE SERVICES	1	75	23	23%	99
CENTRAL FLORIDA HEALTH CARE		47	52	53%	99
Consulate Health Care of Jacksonville		85	14	14%	99
ST JOHNS COUNTY DETENTION CENTER		99			99
Cross Landings Health and Rehabilitation		97	2	2%	99
FLORIDA COMMUNITY HEALTH CENTERS INC			98	100%	98
URINEGOODHANDS LLC		96	2	2%	98
PLAZA OF HALLANDALE BEACH		98			98
VALLEY MEDICAL CENTER		91	7	7%	98
KALEIDA HEALTH CENTER FOR LABORATORY		92	6	6%	98
NORTH CENTRAL BRONX HOSPITAL		93	5	5%	98
KORGENE LAB	1	28	69	70%	98
SEMINOLE COUNTY HEALTH DEPARTMENT		79	19	19%	98
ORANGE COUNTY CORRECTIONS HEALTH SERVICES		68	30	31%	98
LANDMARK, THE		48	50	51%	98
AFTER HOURS PEDIATRICS			98	100%	98
ARBOR TRAIL		77	20	21%	97
HURLBURT FIELD CLINIC		39	58	60%	97
HEALTH CENTERS AT BRENTWOOD		96	1	1%	97
DEVANSH LAB WERKS INC		79	18	19%	97
MINNESOTA TWINS		92	5	5%	97

COVID-19: testing by laboratory

Data through Apr 13, 2021 verified as of Apr 14, 2021 at 09:25 AM

Data in this report are provisional and subject to change.

The numbers in the table below represent the number of Florida and non-Florida residents for whom test results were received by the Department of Health. A person can be tested by more than one laboratory and can have both positive and negative results. **Therefore, the sum of the numbers in each column will be larger than the total number of people tested.**

Reporting lab	Inconclusive	Negative	Positive	Percent positive	Total
RIDGEWOOD DIAGNOSTIC LABORATORY		92	5	5%	97
SUPERIOR RESIDENCES OF LECANTO		82	15	15%	97
PEDIATRIC ASSOCIATES ORLANDO		82	14	15%	96
BAYSHORE MEMORY CARE☐		96			96
MARKET STREET VIERA		95	1	1%	96
MD NOW MEDICAL CENTERS, INC.		74	21	22%	95
THE TERRACE OF KISSIMMEE		80	15	16%	95
ADVENT HEALTH CENTRA CARE - EAST ORLANDO		65	30	32%	95
PORT CHARLOTTE REHABILITATION CENTER		81	14	15%	95
TREASURE COAST PRIMARY CARE		77	18	19%	95
CROSS CITY REHABILITATION AND HEALTH CARE CENTER		72	23	24%	95
CONSULATE HEALTH CARE OF SARASOTA☐	1	93			94
Fouraker Hills Rehab and Nursing		85	9	10%	94
TREASURE COAST PEDIATRICS PA		88	6	6%	94
PUBLIC SQUARE PHARMACY LLC		74	20	21%	94
QPS, LLC		91	3	3%	94
DIAGNOSTIC SOLUTIONS		3	91	97%	94
BRIDGEVIEW CENTER LLC☐		81	13	14%	94
ADVENT HEALTH CENTRA CARE - WATERMAN		79	15	16%	94
ERIE COUNTY MEDICAL CTR CLINICAL LABS		90	4	4%	94
PENNSYLVANIA DEPT OF HEALTH		21	72	77%	93
STONY BROOK UNIVERSITY MEDICAL CENTER		79	14	15%	93
PRIMECARE AT TWIN LAKES		2	91	98%	93
PRESERVE AT PALM AIRE	3	90			93
LABFIRST - DEPARTMENT OF PATHOLOGY		89	4	4%	93
PALM BAY HOSPITAL			93	100%	93
HAWTHORN HOUSE☐		78	14	15%	92
JOHN KNOX VILLAGE OF FLORIDA ALF	1	87	4	4%	92
EAST ALABAMA MEDICAL CENTER LABORATORY		80	12	13%	92
WE SCREEN LLC		88	4	4%	92
NEW SMYRNA BEACH URGENT CARE			92	100%	92
DAVITA LABORATORY		69	23	25%	92
KINDRED AT HOME		82	9	10%	91
AVERO DIAGNOSTICS		67	24	26%	91
MAGNOLIA DIAGNOSTIC		2	89	98%	91
TALLAHASSEE VA OPC		86	5	5%	91
HERON CLUB AT PRESTANCIA		89	2	2%	91
BAHIA OAKS LODGE		85	6	7%	91
DEBARY HEALTH AND REHABILITATION CENTER		88	3	3%	91
BARRY UNIVERSITY STUDENT HEALTH SERVICES		52	39	43%	91
A COUNTRY PLACE ASSISTED LIVING FACILITY		89	2	2%	91
TREASURE COAST FORENSIC TREATMENT CTR		70	21	23%	91
ROSECASTLE AT DELANEY CREEK		90	1	1%	91
CENTURY CENTER FOR REHABILITATION & HEALING		73	18	20%	91
KEYS MEDICAL GROUP			90	100%	90
Winter Garden Rehab and Nursing Facility		79	11	12%	90

COVID-19: testing by laboratory

Data through Apr 13, 2021 verified as of Apr 14, 2021 at 09:25 AM

Data in this report are provisional and subject to change.

The numbers in the table below represent the number of Florida and non-Florida residents for whom test results were received by the Department of Health. A person can be tested by more than one laboratory and can have both positive and negative results. **Therefore, the sum of the numbers in each column will be larger than the total number of people tested.**

Reporting lab	Inconclusive	Negative	Positive	Percent positive	Total
LAKE GIBSON VILLAGE, LLC		87	3	3%	90
SOUTH LAKE PEDIATRICS		77	13	14%	90
CRESTVIEW URGENT CARE		16	74	82%	90
RARITAN BAY PERTH AMBOY		80	9	10%	89
CALADIUM PEDIATRICS		79	10	11%	89
NORTH FLORIDA SPINE AND WELLNESS		69	20	22%	89
WINDSOR OAKS		88	1	1%	89
STUART LODGE LIVING LLC		66	23	26%	89
EVENTEST, LLC		87	2	2%	89
COOPER FAMILY MEDICAL PLLC		69	20	22%	89
FREEDOM INN AT TARPON SPRINGS		82	7	8%	89
Conway Lakes Health and Rehabilitation Center		89			89
MD 365 MEDICAL CARE PLLC		89			89
Lanier Rehab		64	25	28%	89
ATRIUM AT LIBERTY PARK☐		85	4	4%	89
LAFAYETTE NURSING AND REHABILITATION CENTER		86	2	2%	88
Winter Park Care and Rehab		87	1	1%	88
CATHOLIC HEALTH SYSTEM DEPT LABORATORY		84	4	5%	88
SIGNATURE HEALTHCARE OF MIDDLEBURG		86	2	2%	88
GOVERNOR'S CREEK HEALTH & REHABILITATION		87	1	1%	88
EXPRESS DOCS LLC			88	100%	88
Baldwin Pediatrix		77	11	13%	88
COLONY CARE CENTER		72	16	18%	88
VILLAGES VA CBOC	2	79	6	7%	87
CLYDE E LASSEN STATE VETERANS NURSING HOME		62	25	29%	87
CATHOLIC HEALTH SERVICES REGIONAL LAB		79	8	9%	87
EISENHOWER ARMY MEDICAL CENTER		80	7	8%	87
BRANDON HEALTH AND REHABILITATION CENTER	1	85	1	1%	87
UNIVERSITY OF NEW MEXICO HOSPITAL		87			87
PANIRA HEALTHCARE CLINIC		2	85	98%	87
JERICHO URGENT CARE		83	4	5%	87
BAYLOR GENETICS		75	12	14%	87
PACIFIC ANALYTICS			87	100%	87
DISCOVERY VILLAGE AT THE FORUM		86			86
BRILLIANCE ASSISTED LIVING		69	17	20%	86
AESTHETIC SURGERY CENTER OF WINTER PARK, THE	3	78	5	6%	86
PENSACOLA DEVELOPMENTAL CENTER		67	19	22%	86
GRAND OAKS OF JENSEN BEACH LLC☐		85	1	1%	86
WALGREENS #12673		82	4	5%	86
MIAMI SHORES NURSING & REHAB		86			86
ACE BIOMEDICAL LABS LLC		73	13	15%	86
BISHOP GRADY VILLAS		84	2	2%	86
HUNTINGTON HOSPITAL LABORATORY		82	3	4%	85
FLORIDA PEDIATRIC GROUP		31	54	64%	85
W. FRANK WELLS NURSING HOME		84	1	1%	85
MEDEXPRESS - BLOOMIN BRANDS		65	20	24%	85

COVID-19: testing by laboratory

Data through Apr 13, 2021 verified as of Apr 14, 2021 at 09:25 AM

Data in this report are provisional and subject to change.

The numbers in the table below represent the number of Florida and non-Florida residents for whom test results were received by the Department of Health. A person can be tested by more than one laboratory and can have both positive and negative results. **Therefore, the sum of the numbers in each column will be larger than the total number of people tested.**

Reporting lab	Inconclusive	Negative	Positive	Percent positive	Total
BEACHES PEDIATRICS PA		80	5	6%	85
TROPICANA MANUFACTURING COMPANY INC		79	6	7%	85
ST VINCENT'S BIRMINGHAM		78	7	8%	85
PRMG - EAST NAPLES	1	73	11	13%	85
LONG TERM CARE OF JAY, LLC		63	21	25%	84
ARBOR OAKS AT TYRONE	9	73	2	2%	84
PARK OF THE PALMS INC		83	1	1%	84
NITE LITE PEDIATRICS – JACKSONVILLE		76	8	10%	84
PEDIATRIC SERVICES OF AMERICA INC		79	5	6%	84
SUWANNEE COUNTY SHERIFF OFFICE		81	3	4%	84
CHAMBREL AT ISLAND LAKE		80	4	5%	84
PINES OF SARASOTA GARDEN		84			84
MID FLORIDA PRIMARY CARE PA		69	14	17%	83
CANOPY ON BERRYHILL, THE		51	32	39%	83
LAKE HOWELL FAMILY MEDICINE ASSOCIATES		69	14	17%	83
Summit Medical Group, Pa Dba Citymd		76	7	8%	83
PLYMOUTH HOME FOR ADULTS, INC.	8	74	1	1%	83
MEDRITE URGENT CARE		69	14	17%	83
HUNTSVILLE HOSPITAL LABORATORY		58	25	30%	83
LABCORP EMPLOYER SERVICES		82	1	1%	83
ARLINGTON OF NAPLES INC, THE		82			82
PERSONAL PEDIATRICS		72	10	12%	82
Lexington Health and Rehabilitation Center		82			82
LAB		29	53	65%	82
GRACE MEDICAL HOME		67	15	18%	82
THE PAVILION FOR HEALTH CARE		72	10	12%	82
JENNIFER J CHIAVETTA-GRLSANTI DC		65	16	20%	81
BIO-TECH CLINICAL LABORATORIES		41	40	49%	81
CHILDRENS CLINIC		37	44	54%	81
ALLIANCE PEDIATRICS		49	31	39%	80
ECOLAB GROUP		45	35	44%	80
CAMPBELL URGENT CARE		15	65	81%	80
BROWARD HEALTH MEDICAL CENTER CLINICAL LAB			80	100%	80
BALMORAL TENANT SERVICES INC	1	43	36	45%	80
LAB PLUS, LLC AT SAINT THOMAS WEST HOSPITAL		66	14	18%	80
HOLMES COUNTY HEALTH DEPARTMENT	1	66	13	16%	80
CLINICAL LABS OF HAWAII		79			79
VETERANS AFFAIRS MEDICAL CENTER - PALO ALTO		28	51	65%	79
EDGEWATER AT WATERMAN VILLAGE		78	1	1%	79
DELCARE PA		63	16	20%	79
INSTITUTE OF PATHOLOGY KINGS COUNTY		76	3	4%	79
AR ANESTHESIA LLC		77	2	3%	79
SIMED LABORATORY		63	16	20%	79
CBS LABS OF TAMPA LLC		3	76	96%	79
EMERGENCY PHYSICIANS MEDICAL CENTER LLC		57	22	28%	79
ROYAL CARE OF AVON PARK		75	3	4%	78

COVID-19: testing by laboratory

Data through Apr 13, 2021 verified as of Apr 14, 2021 at 09:25 AM

Data in this report are provisional and subject to change.

The numbers in the table below represent the number of Florida and non-Florida residents for whom test results were received by the Department of Health. A person can be tested by more than one laboratory and can have both positive and negative results. **Therefore, the sum of the numbers in each column will be larger than the total number of people tested.**

Reporting lab	Inconclusive	Negative	Positive	Percent positive	Total
NEW MEXICO STATE PUBLIC HEALTH DIVISION		78			78
CENTRAL BALDWIN IMMEDIATE CARE & FAMILY PRACTICE		60	18	23%	78
LAKE MORTON PLAZA		75	3	4%	78
WEST VOLUSIA FAMILY AND SPORTS MEDICINE		75	2	3%	77
MISIR DRUGS LLC		64	13	17%	77
ANYLABTEST NOW		69	8	10%	77
DOH-WEST PALM BEACH BRANCH LABORATORY		3	74	96%	77
LEVY COUNTY DEPARTMENT OF HEALTH		56	21	27%	77
MEDICAL PAVILION CLINIC		59	18	23%	77
ORANGE CITY NURSING AND REHAB		75	2	3%	77
HEALTH FIRST - PALM BAY HOSPITAL		2	75	97%	77
BOND CLINIC PA		45	32	42%	77
BAYCARE MEDICAL GROUP		71	6	8%	77
WINDSOR REFLECTIONS		75	1	1%	76
WALGREENS 9627		70	6	8%	76
INFINITY BIOLOGIX LLC OAKDALE		71	5	7%	76
PROMEDICA LABORATORIES		21	55	72%	76
ALTAMONTE PEDIATRIC ASSOCIATES		31	45	59%	76
CLINICAL PATHOLOGY ASSOCIATES-SONIC REFERENCE LAB		76			76
MOBILE PHYSICIAN SERVICES INC		68	8	11%	76
S-H THIRTY-FIVE OPCO- PORT ST LUCIE, LLC	1	75			76
DYNAMIC MEDICAL USA			76	100%	76
ASSOCIATED CLINICAL LABORATORIES		68	8	11%	76
WATERCREST ST LUCIE WEST	1	69	5	7%	75
BROWARD HEALTH MEDICAL CENTER		3	72	96%	75
DOCTORS CENTER PA,THE		63	12	16%	75
JACOBI MEDICAL CENTER		70	5	7%	75
WALGREENS #04809		67	8	11%	75
MICHAEL AKPEKE MD		66	9	12%	75
BAYFRONT MEDICAL		53	22	29%	75
ADVENTHEALTH EXPRESSCARE		45	30	40%	75
STONY BROOK SOUTHAMPTON		72	2	3%	74
SCOTT LAKE HEALTH AND REHABILITATION CENTER		71	3	4%	74
BROOKDALE OVIEDO		72	2	3%	74
LPG PRIMARY CARE AT SURFSIDE		66	8	11%	74
NOAH CLINICAL LABORATORY		63	11	15%	74
OAK MANOR NURSING HOME		70	4	5%	74
SUN CLINICAL LABORATORIES		73	1	1%	74
PANCARE HEALTH - FREEPORT CLINIC SUITE B		64	9	12%	73
NOMI HEALTH LAB SERVICES LLC		5	68	93%	73
SHERMAN-ABRAMS LABORATORY INC		67	6	8%	73
CENTRAL FLORIDA PEDIATRICS		38	35	48%	73
NORTH SHORE UNIVERSITY HOSPITAL LABORATORY		66	7	10%	73
CONSULATE HEALTH CARE – LAKE MARY		72	1	1%	73
PALM RIVER COMMUNITY HEALTH CENTER		66	7	10%	73
GOOD HEARTS COVID TESTING		30	43	59%	73

COVID-19: testing by laboratory

Data through Apr 13, 2021 verified as of Apr 14, 2021 at 09:25 AM

Data in this report are provisional and subject to change.

The numbers in the table below represent the number of Florida and non-Florida residents for whom test results were received by the Department of Health. A person can be tested by more than one laboratory and can have both positive and negative results. **Therefore, the sum of the numbers in each column will be larger than the total number of people tested.**

Reporting lab	Inconclusive	Negative	Positive	Percent positive	Total
SOS MOBILE MEDICAL CARE LLC		61	11	15%	72
CONCENTRA - FT LAUDERDALE - COMMERCIAL BLVD		72			72
HAVEN OF OUR LADY OF PEACE		72			72
MD LABS		45	27	38%	72
GV NAPLES OPCO, LLC		71	1	1%	72
CRAIG BERGER MD PL D/B/A BAY AREA EYE INSTITUTE		72			72
LAKE CITY VA MEDICAL CENTER			72	100%	72
DISCOVERY VILLAGE AT PALM BEACH GARDENS		71	1	1%	72
TAMPA BAY CONCIERGE DOCTOR, LLC		70	2	3%	72
WALGREENS 2941		69	3	4%	72
CL BRUMBACK PRIMARY CARE CLINICS		17	54	76%	71
INDIGO MANOR☐		22	49	69%	71
ENCOMPASS HEALTH REHABILITATION HOSPITAL OF LARGO		68	3	4%	71
INN AT ASTON GARDENS AT PELICAN POINTE,THE		67	4	6%	71
BENTLEY CARE CENTER		71			71
STERLING HOUSE OF TALLAHASSEE	3	62	6	8%	71
CVS MINUTE CLINIC		1	70	99%	71
PANCARE HEALTH - MALONE CLINIC		64	7	10%	71
LUTHERAN HAVEN ASSISTED LIVING		71			71
GRAND ST PAUL CVS		70	1	1%	71
ADVENT HEALTH - LAKE MARY		61	10	14%	71
BOND CLINIC DR ELDEEB		35	36	51%	71
AMMON LABS		61	10	14%	71
NORTH FLORIDA PEDIATRICS		57	14	20%	71
AESTHETIC ENHANCEMENTS		71			71
TITUSVILLE FAMILY PRACTICE		16	55	77%	71
ADVANCED LAB		67	4	6%	71
BENTLEY VILLAGE II		61	9	13%	70
USF HEALTH MORSANI CENTER		5	65	93%	70
BioReference Laboratories, Inc		8	62	89%	70
MED EXPRESS		6	64	91%	70
Highlands Regional Hospital		63	7	10%	70
BARNETT PARK☐		2	68	97%	70
SUMMIT AT VENICE	2	63	5	7%	70
VANDERBILT UNIVERSITY MEDICAL CENTER		61	9	13%	70
HARMONY CLINIC		1	69	99%	70
FLORIDA MEDICAL CLINIC PA		48	22	31%	70
SUNCOAST COMMUNITY HEALTH CENTERS PEDIATRICS		21	49	70%	70
PLANTATION GENERAL HOSPITAL CLINICAL LAB		26	43	62%	69
PARKSIDE INN	3	64	2	3%	69
SAN JOSE SENIOR CARE LLC	1	43	25	36%	69
MEMORIAL MANOR		69			69
ARTHREX MEDICAL CENTER		39	30	43%	69
THOMAS INTERNAL MEDICINE		58	11	16%	69
THE GOOD SHEPARDS OF DELAND-WEST		68	1	1%	69
CP/AIG PENSACOLA DEVELOPMENT LLC		66	3	4%	69

COVID-19: testing by laboratory

Data through Apr 13, 2021 verified as of Apr 14, 2021 at 09:25 AM

Data in this report are provisional and subject to change.

The numbers in the table below represent the number of Florida and non-Florida residents for whom test results were received by the Department of Health. A person can be tested by more than one laboratory and can have both positive and negative results. **Therefore, the sum of the numbers in each column will be larger than the total number of people tested.**

Reporting lab	Inconclusive	Negative	Positive	Percent positive	Total
HERITAGE HEALTHCARE AND REHABILITATION CENTER		69			69
BREVARD HEALTH ALLIANCE INC		65	3	4%	68
GENPATH			68	100%	68
AEL- MEMPHIS		17	51	75%	68
SUNCOAST OPTIMAL WELLNESS		23	45	66%	68
BIG BOCA SMILES LLC☐		66	2	3%	68
LINCOLN MEDICAL AND MENTAL HEALTH CENTER		65	3	4%	68
TOWERS HOME CARE☐		64	4	6%	68
PROMEDICA SENIOR LIVING		64	4	6%	68
SOMERBY OF SANTA ROSA BEACH		58	9	13%	67
MEASE MANOR INC		63	4	6%	67
COASTAL LABORATORIES OF FLORIDA		58	9	13%	67
THE TRADITION OF THE PALM BEACHES		65	2	3%	67
EC OPCO PENSACOLA, LLC		66	1	1%	67
OKEECHOBEE URGENT CARE		17	49	74%	66
MEDEX MEDICAL EXPRESS OF PALATKA			66	100%	66
AMERICAN FAMILY MEDICAL		53	13	20%	66
SANTA BARBARA CARE CENTER		45	21	32%	66
NAPHCARE, INC.		56	10	15%	66
BOND AND STEELE CLINIC, PA		52	14	21%	66
Stratford Court of Palm Harbor		56	10	15%	66
MIRIMUS CLINICAL LABS	2	28	36	55%	66
MANATEE COUNTY JAIL		65	1	2%	66
SAMFORD UNIVERSITY HEALTH SERVICES		65	1	2%	66
VETERANS AFFAIRS MEDICAL CENTER - GULF COAST		27	39	59%	66
HERNANDO COUNTY FIRE RESCUE DISTRICT		31	34	52%	65
INTERNAL MEDICINE ASSOCIATES PA		61	4	6%	65
ADVENT HEALTH CENTRA CARE - WINTER GARDEN		19	46	71%	65
NXGEN MDX		20	45	69%	65
ISLAND COAST PEDIATRICS		58	7	11%	65
HORIZON ALF		64	1	2%	65
CVS NY4098030POCT NEW YORK		64	1	2%	65
MICHAEL A VENAZIO MD		62	3	5%	65
FAST PACE MEDICAL CLINIC, PLLC		55	10	15%	65
OUT OF STATE		40	25	38%	65
DEVELOPMENTAL DISABILITIES DEFENDANT PROGRAM		63	2	3%	65
BROOKDALE CENTRE POINTE	1	64			65
WADSWORTH HEALTH CENTER		62	3	5%	65
CORAL GABLES HOSPITAL			65	100%	65
SUMMER VISTA ASSISTED LIVING		38	27	42%	65
ROCKLEDGE REGIONAL MEDICAL CENTER		30	35	54%	65
LPG CONVENIENT CARE AT PINE ISLAND ROAD		58	6	9%	64
NORTH FLORIDA MEDICAL CENTER		58	6	9%	64
TRINITY AL SENIOR HOUSING LLC☐		45	19	30%	64
VIERA HEALTH AND REHABILITATION CENTER		62	2	3%	64
Gulfport Rehabilitation Center		61	3	5%	64

COVID-19: testing by laboratory

Data through Apr 13, 2021 verified as of Apr 14, 2021 at 09:25 AM

Data in this report are provisional and subject to change.

The numbers in the table below represent the number of Florida and non-Florida residents for whom test results were received by the Department of Health. A person can be tested by more than one laboratory and can have both positive and negative results. **Therefore, the sum of the numbers in each column will be larger than the total number of people tested.**

Reporting lab	Inconclusive	Negative	Positive	Percent positive	Total
JOSEPH L MORSE GERIATRIC CENTER	2	59	3	5%	64
SILVER LAKE PEDIATRICS PA		57	7	11%	64
SUNCOAST TECHNICAL COLLEGE SCHOOL OF HEALTH		64			64
MINUTECLINIC DIAGNOSTIC OF NEW JERSEY		56	8	13%	64
BRADFORD COUNTY HEALTH DEPARTMENT		63	1	2%	64
NEMOURS CHILDRENS PRIMARY CARE OVIEDO		51	13	20%	64
ST VINCENTS PRIMARY CARE		59	5	8%	64
TROY REGIONAL MEDICAL CENTER		53	11	17%	64
GREENLEAF ALF		63	1	2%	64
SUMTER PEDIATRICS		58	5	8%	63
ROSECASTLE OF JACKSONVILLE LLC		62	1	2%	63
BEEHIVE HOMES OF GULF BREEZE		47	16	25%	63
DAVID POSNACK JEWISH DAY SCHOOL		63			63
BURRY'S PHARMACY INC		38	25	40%	63
SMS DO PA		53	10	16%	63
MEDI CLINIC SARASOTA INC		62	1	2%	63
NORTH FLORIDA PEDIATRICS - JACKSONVILLE		57	6	10%	63
FLORIDA HEALTH CARE		8	55	87%	63
WILSON MEMORIAL REGIONAL MEDICAL CENTER		59	4	6%	63
SAFARI PEDIATRICS PA		61	2	3%	63
LABCORP		17	46	73%	63
EAST HILL PHARMACY		44	19	30%	63
APC PEDIATRICS AT RYE ROAD MEDICAL PARK		63			63
OVERLOOK HOSPITAL LABORATORY		57	5	8%	62
KESHAV RX LLC		50	12	19%	62
EMERALD COAST HOSPICE		61	1	2%	62
CINNAMON COVE ALF		61	1	2%	62
ADVENT HEALTH - PALM COAST		1	61	98%	62
NICEVILLE URGENT CARE		16	46	74%	62
MENTAL HEALTH CARE INC		53	9	15%	62
LAKELAND REGIONAL HEALTH		38	24	39%	62
PM PEDIATRICS		53	9	15%	62
DEPT OF VA MED CENTE-WEST PALM BEACH			62	100%	62
BIOREFERENCE LABORATORIES INC		10	52	84%	62
GOLDEN POND COMMUNITIES		62			62
PANCARE HEALTH - JACKSON COUNTY		51	11	18%	62
MULBERRY CARE CENTER		52	10	16%	62
PALM BAY URGENT CARE		28	34	55%	62
FAMILY HEALTH CENTER		43	18	30%	61
SIMEDHEALTH LLC		51	10	16%	61
ST CLOUD PHYSICIAN MANAGEMENT LLC DBA ST CLOUD		28	33	54%	61
MINUTECLINIC DIAGNOSTIC OF KANSAS, PA		52	9	15%	61
ST FRANCIS HOSPITAL		53	8	13%	61
MEDLOGIC LABORATORIES		3	58	95%	61
RITECARE MED CTR H			61	100%	61
WASHINGTON REHABILITATION AND NURSING CENTER		51	10	16%	61

COVID-19: testing by laboratory

Data through Apr 13, 2021 verified as of Apr 14, 2021 at 09:25 AM

Data in this report are provisional and subject to change.

The numbers in the table below represent the number of Florida and non-Florida residents for whom test results were received by the Department of Health. A person can be tested by more than one laboratory and can have both positive and negative results. **Therefore, the sum of the numbers in each column will be larger than the total number of people tested.**

Reporting lab	Inconclusive	Negative	Positive	Percent positive	Total
GEORGE E WEEMS MEMORIAL HOSPITAL LAB		50	10	17%	60
NAPHCARE INC		55	5	8%	60
TWIN CREEKS ASSISTED LIVING & MEMORY CARE		57	3	5%	60
THE PRESERVE AT CLEARWATER		58	2	3%	60
CARE CENTERS OF NASSAU LLC MINER ROAD SOUTH		60			60
81ST MEDICAL GROUP		28	32	53%	60
SONORAN DESERT PATHOLOGY ASSOCIATES		3	57	95%	60
CHILDREN'S HOSPITAL OF ALABAMA		59	1	2%	60
PREMISE HEALTH MIA		22	38	63%	60
Palms at Ponte Vedra Assisted Livning and Memory Care		57	3	5%	60
CDR MAGUIRE INC	1	7	52	87%	60
INTERNAL LAB		50	10	17%	60
WAVE CREST HEALTH AND REHABILITATION CENTER		57	3	5%	60
BIOTECH		52	7	12%	59
GRAND AVENUE RX			59	100%	59
ERDOX		56	3	5%	59
FLORIDA HEALTH CARE DELAND			59	100%	59
UHEALTH AT FISHER ISLAND			59	100%	59
STEINHATCHEE FAMILY MEDICAL CENTER☐	1	50	8	14%	59
ENCOMPASS HEALTH REHABILITATION HOSPITAL		59			59
CARDIOLOGY AND MEDICINE ASSOCIATES		43	16	27%	59
FERN PARK DEVELOPMENTAL CENTER		5	54	92%	59
GUIDEWELL EMERGENCY MEDICINE DOCTORS LLC		30	29	49%	59
ADVENTHEALTH MEDICAL GROUP MULTISPECIALTY			59	100%	59
TBI RESIDENTIAL SERVICES, INC.		48	11	19%	59
BIG BEND CARES, INC		51	8	14%	59
ERIC C MRSHAL, MD, PC #1842		56	3	5%	59
REHAB AND HEALTHCARE CENTER OF CAPE CORAL		59			59
MILLENIUM PHYSICIANS GROUP		1	58	98%	59
MINUTECLINIC DIAGNOSTIC OF HAWAII LLC		51	7	12%	58
SONATA BOCA RATON		54	4	7%	58
MICHIGAN DEPARTMENT OF HEALTH AND HUMAN SERVICES	1		57	98%	58
CALHOUN COUNTY HEALTH DEPT		29	29	50%	58
BUECHELE DENTAL PA DBA CLERMONT FAMILY DENTISTRY		48	10	17%	58
NORTH FLORIDA PHARMACY		52	6	10%	58
COOPER FAMILY MEDICAL, PLLC		48	10	17%	58
ALEXANDER NININGER STATE VETERANS		58			58
ST JOSEPHS HOSPITAL SOUTH HOSPITAL			58	100%	58
KINDRED HOSPITAL CENTRAL TAMPA BLOOD GAS	1	52	5	9%	58
EVIVIA		55	3	5%	58
Margate Health and Rehabilitation Center		56	2	3%	58
TUKA PEDIATRICS		7	51	88%	58
ATLAN		50	8	14%	58
ASCENSION SACRED HEART BAY LABORATORY		54	3	5%	57
VALENCIA HOUSE ALF		55	2	4%	57
KEY WEST MEDICAL CENTER	1	50	6	11%	57

COVID-19: testing by laboratory

Data through Apr 13, 2021 verified as of Apr 14, 2021 at 09:25 AM

Data in this report are provisional and subject to change.

The numbers in the table below represent the number of Florida and non-Florida residents for whom test results were received by the Department of Health. A person can be tested by more than one laboratory and can have both positive and negative results. **Therefore, the sum of the numbers in each column will be larger than the total number of people tested.**

Reporting lab	Inconclusive	Negative	Positive	Percent positive	Total
ADVENT HEALTH - MOUNT DORA		10	47	82%	57
THE CANOPY AT BERRYHILL		57			57
ALL AMERICAN URGENT CARE			57	100%	57
TGH URGENT CARE POWERED BY FAST TRACK			57	100%	57
FINLAY CLINICAL LABORATORY		20	37	65%	57
MARQUIS LABS, LLC		55	2	4%	57
MALCOM RANDALL DEPT OF VAMC			57	100%	57
GENESIS DERMATOLOGY		53	4	7%	57
ALZHEIMERS CARE CENTER OF VIERA LTD		37	20	35%	57
KAPG FLEMING ISLAND SENIOR HOUSING OPCO LLC	1	56			57
LAKE CO EMPLOYEE HEALTH AND WELLNESS CENTER		50	6	11%	56
ATRIA PARK OF LAKE FOREST (WG HERITAGE LF LLC)		54	2	4%	56
TRADITIONAL HOME HEALTH OF PALM BEACH INC		54	2	4%	56
LEE COMMUNITY HEALTHCARE - LEHIGH		48	8	14%	56
PATHOLOGY CONSULTANTS OF NEW MEXICO		56			56
EAGLES WATCH CLUSTER		47	9	16%	56
ADVENT HEALTH - FOUR CORNERS ER		43	13	23%	56
TIFFANY HALL NURSING AND REHAB		44	12	21%	56
HIALEAH HOSPITAL RESPIRATORY DEPT			56	100%	56
SARATOGA HOSPITAL LABORATORY		51	5	9%	56
SPRING MANOR ASSISTED LIVING		56			56
KINGS BAY PEDIATRICS LLC		51	5	9%	56
CORNERSTONE PEDIATRICS		44	12	21%	56
URGENT CARE USA LLC		2	54	96%	56
MAUREEN OROURKE-FUTEY			56	100%	56
MEADOWCREST FAMILY PHYSICIANS PA	1	33	22	39%	56
GENTIVA HEALTH SERVICES CERTIFIED INC		52	3	5%	55
SONATA HUNTERS CREEK		47	8	15%	55
PALM BAY PEDIATRICS		36	19	35%	55
Salerno Bay Health & Rehabilitation Center		45	10	18%	55
CENTRA CARE – LAKE NONA		6	49	89%	55
EAST CENTERAL FLORIDA OUTPATIENT IMAGING		43	12	22%	55
Bon Secours Maria Manor		50	5	9%	55
DOT DOC SARASOTA		50	5	9%	55
S-H THIRTY FIVE OPCO - ORANGE CITY, LLC		45	10	18%	55
1ST PRIORITY LAB SERVICES		46	9	16%	55
NITE LITE PEDIATRICS - PORT ST. LUCIE		46	9	16%	55
SOUTHSIDE HOSPITAL NORTHWELL HEALTH LABORATORY		48	7	13%	55
ORTHOPAEDIC SURGERY CENTER		55			55
MINUTECLINIC DIAGNOSTIC OF SOUTH CAROL		50	5	9%	55
PREMIER MEDICAL ASSOCIATES ALL FLORIDA LLC		54	1	2%	55
WEST ISLIP URGENT CARE		50	5	9%	55
KENDALL REGIONAL MEDICAL CENTER LAB	3		52	95%	55
VPA PC LAB		48	7	13%	55
Grand Villa of Clearwater		50	5	9%	55
FAMILY EXTENDED CARE OF PUNTA GORDA		54			54

COVID-19: testing by laboratory

Data through Apr 13, 2021 verified as of Apr 14, 2021 at 09:25 AM

Data in this report are provisional and subject to change.

The numbers in the table below represent the number of Florida and non-Florida residents for whom test results were received by the Department of Health. A person can be tested by more than one laboratory and can have both positive and negative results. **Therefore, the sum of the numbers in each column will be larger than the total number of people tested.**

Reporting lab	Inconclusive	Negative	Positive	Percent positive	Total
SARASOTA CO. HEALTH DEPT # 58		40	14	26%	54
CERTUS MTD OPCP LLC		52	2	4%	54
UNITED LABORATORY SERVICES CORPORATION		38	16	30%	54
APOLLOMDX LABS		32	22	41%	54
MINUTECLINIC LLC #3281		45	9	17%	54
LONG ISLAND UNIVERSITY - POST CAMPUS		50	4	7%	54
CAMBRIDGE SECURITY SERVICES		51	3	6%	54
JUNIPER VILLAGE AT NAPLES		53	1	2%	54
FUTURE PEDIATRICS		51	3	6%	54
CLERMONT HEALTH AND REHAB		40	14	26%	54
ST. CLOUD MEDICAL GROUP		54			54
LAKE SHERIFF		41	13	24%	54
OCOEE PEDIATRICS		47	7	13%	54
SOMERSET			53	100%	53
PENNSYLVANIA DEPARTMENT OF HEALTH BUREAU OF LABORATORIES			53	100%	53
BARNES HEALTHCARE OF FLORIDA LLC		49	4	8%	53
UNIVERSITY OF WEST FLORIDA, THE		52	1	2%	53
Osprey Point Nursing Center		51	2	4%	53
LITTLE NECK URGENT CARE		51	2	4%	53
CITYMD OF MANAHAWKIN		51	2	4%	53
Jupiter Medical Center Pavilion		52	1	2%	53
ORLANDO CLINICAL RESEARCH CENTER		50	3	6%	53
QUOTIENT SCIENCES LABS LLC			53	100%	53
MISSION OAKS ASSISTED LIVING☐		51	2	4%	53
SNH BRFL TENANT LLC	2	50			52
ROCHESTER GENERAL HOSPITAL LABORATORY		48	4	8%	52
MAIN STREET MEDICAL CENTER OF CRESTVIEW PA		33	19	37%	52
ALLIANCE COMMUNITY FOR RETIREMENT LIVING		52			52
LONG ISLAND JEWISH MED CTR		48	4	8%	52
SACRED HEART MEDICAL GROUP URGENT CARE		45	7	13%	52
ORCHID COVE AT DAYTONA		45	7	13%	52
HOME CARE PHARMACY		52			52
ADVENT HEALTH EXPRESS CARE		5	47	90%	52
ENCOMPASS HEALTH REHABILITATION HOSPITAL OF SARASOTA		52			52
HOLY NAME HOSPITAL LABORATORY		50	2	4%	52
ADVENT HEALTH		49	3	6%	52
OHI WEST INC		45	7	13%	52
PHILLIPPE RIDGE		40	12	23%	52
DAVENPORT PEDIATARICS CLERMONT PA		46	6	12%	52
INTERNAL MEDICINE SPECIALIST		46	6	12%	52
JOHN D ARCHBOLD MEMORIAL HOSPITAL		50	1	2%	51
WALGREENS #10373		49	2	4%	51
AVANTE ST CLOUD		48	3	6%	51
INN AT THE FOUNTAINS, THE		34	17	33%	51
ST ANTHONYS PRIMARY CARE LLC/JACKSON STREET			51	100%	51
MIAMI CLINICAL RESEARCH CORP		12	39	76%	51

COVID-19: testing by laboratory

Data through Apr 13, 2021 verified as of Apr 14, 2021 at 09:25 AM

Data in this report are provisional and subject to change.

The numbers in the table below represent the number of Florida and non-Florida residents for whom test results were received by the Department of Health. A person can be tested by more than one laboratory and can have both positive and negative results. **Therefore, the sum of the numbers in each column will be larger than the total number of people tested.**

Reporting lab	Inconclusive	Negative	Positive	Percent positive	Total
TGH URGENT CARE - RIVERVIEW			51	100%	51
SOUTH CAROLINA DEPT OF HEALTH AND ENVIRONMENT CONTROL		11	40	78%	51
FLORIDA MEDICAL CLINIC - MULTI SPECIALTY CAMPUS		23	28	55%	51
NEW YORK PRESBYTERIAN - QUEENS DIAGNOSTIC		47	4	8%	51
LPG PEDIATRICS AT PAGE FIELD		50	1	2%	51
FELICIDAD MEDICAL CENTER		5	46	90%	51
LAKELAND REGIONAL HEALTH GATEWAY CENTER		28	23	45%	51
GULFVIEW MEDICAL INSTITUTE		51			51
SOUTHEAST ALABAMA MEDICAL CENTER			51	100%	51
MARIANNA HEALTH AND REHABILITATION CENTER		49	1	2%	50
CAPE REGIONAL MEDICAL CENTER		47	3	6%	50
CAMP BOGGY CREEK		49	1	2%	50
BENTON HOUSE OF PORT ORANGE		44	6	12%	50
AMELIA ASSISTED LIVING FACILITY		50			50
RAINBOW PEDIATRICS PC LLC / BREAKFAST POINT		39	11	22%	50
IMMEDIATE CARE PA		46	4	8%	50
CARE ATC - ANDES			50	100%	50
PORT ST. LUCIE - ZAXBY'S		50			50
ADVANCE URGENT CARE CENTER, LLC		9	41	82%	50
QHC UPSTATE MEDICAL PC		41	9	18%	50
BETHUNE-COOKMAN UNIVERSITY		32	18	36%	50
CITY OF OCALA EMPLOYEE HEALTH AND WELLNESS CENTER		43	7	14%	50
HILA BECKERMAN MD LLC	1	45	4	8%	50
POPLAR HEALTHCARE PLLC	1	11	38	76%	50
LAKE INTERNAL MEDICINE ASSOCIATES PA		43	7	14%	50
PRACTICE MANAGEMENT OF AMERICA, INC.		7	43	86%	50
MILLENIA ADVANCED SCIENTIFIC LLC			50	100%	50
LPG PULMONOLOGY-COCONUT POINT		42	7	14%	49
OPTUMCARE SOUTH FLORIDA, LLC		42	7	14%	49
Citymd Of Toms River		42	7	14%	49
USF		1	48	98%	49
NORTHBROOK CENTER FOR□		47	2	4%	49
IMA MEDICAL CENTER		34	15	31%	49
LINCOLN DIAGNOSTIC LAB		47	2	4%	49
Guardian Care Nursing and Rehabilitation Center		49			49
MINUTECLINIC, LLC		43	6	12%	49
NIGHT LITE PEDIATRICS CENTER LLC		10	39	80%	49
ST JOSEPHS CHILDRENS OUTREACH			49	100%	49
ADVENTIST HEALTH SYSTEM FLORIDA		34	15	31%	49
MADISON COUNTY MEMORIAL HOSPITAL LABORATORY		15	34	69%	49
ALLEGRO		47	2	4%	49
LPG PRIMARY CARE AT PINE ISLAND		40	9	18%	49
DOH		23	26	53%	49
HEALTH FIRST - CAPE CANAVERAL HOSPITAL		1	48	98%	49
SOFT CELL LABORATORIES		45	4	8%	49
SOLARIS SENIOR LIVING NORTH NAPLES		48	1	2%	49

COVID-19: testing by laboratory

Data through Apr 13, 2021 verified as of Apr 14, 2021 at 09:25 AM

Data in this report are provisional and subject to change.

The numbers in the table below represent the number of Florida and non-Florida residents for whom test results were received by the Department of Health. A person can be tested by more than one laboratory and can have both positive and negative results. **Therefore, the sum of the numbers in each column will be larger than the total number of people tested.**

Reporting lab	Inconclusive	Negative	Positive	Percent positive	Total
PREMIUM HEALTH SERVICES OF TAMPA BAY LLC		27	22	45%	49
COURTYARD GARDENS OF JUPITER		48			48
LYSTER ACH FT RUCKER AL		45	3	6%	48
NAPLES PEDIATRICS INC☐		43	5	10%	48
COURTYARD GARDENS OF BOYNTON BEACH, LLC		45	3	6%	48
GRAND OAKS OF PALM CITY LLC☐	1	41	6	13%	48
PREMIER COMMUNITY HEALTHCARE GROUP INC		46	2	4%	48
INTERCOASTAL MEDICAL GROUP		2	46	96%	48
BAY CENTER HURRICANE SHELTER		48			48
BITTINGS APOTHECARY INC		42	6	13%	48
PRODUCTION HEALTH SAFETY MANAGEMENT		47	1	2%	48
SEWANEE MOLECULAR DIAGNOSTICS LABORATO		48			48
CAREMED INTERNAL MEDICINE		30	18	38%	48
MORTON PLANT			48	100%	48
FHMG_CTR FOR SENIOR HEALTH		43	5	10%	48
S-H THIRTY FIVE OPCO - LUTZ, LLC		47	1	2%	48
THE TERRACE OF JACKSONVILLE		3	45	94%	48
LEE MEMORIAL HEALTH SYSTEM D/B/A LEE COMMUNITY		44	4	8%	48
PREMIER MEDICAL ASSOCIATES		46	2	4%	48
ISLAND URGENT CARE PLLC		44	4	8%	48
BAPTIST URGENT CARE		44	4	8%	48
COMPLETE HOME CARE OF THE PALM BEACHES LLC		43	4	9%	47
ADVENTHEALTH MEDICAL GROUP FAMILY MEDICINE		42	5	11%	47
NAVARRE GARDENS		41	6	13%	47
FAMILY EXTENDED CARE OF WINTER HAVEN		45	2	4%	47
HERNANDO ENDOSCOPY AND SURGERY CENTER		36	11	23%	47
LIGHTHOUSE PEDIATRICS OF NAPLES		42	5	11%	47
PANCARE HEALTH - BAY COUNTY - YOUNGSTOWN		42	5	11%	47
MAGNOLIA DIAGNOSTICS, LLC	1	19	27	57%	47
URGENT CARE & WELLNESS CENTER		15	32	68%	47
MOBILE DOC FL, LLC		29	18	38%	47
JFK MEDICAL CENTER NORTH LAB		1	46	98%	47
GRAND VILLA OF DEL RAY WEST		44	3	6%	47
INTERLAB		1	46	98%	47
GRAMERCY PARK URGENT CARE		45	2	4%	47
POINTE AT NEW PORT PLACE,THE		47			47
ADVENT HEALTH - LAKE WALES		35	12	26%	47
WINTER GARDEN REHAB AND NURSING CENTER		43	4	9%	47
ADVENT HEALTH MEDICAL GROUP OB GYN AT		40	6	13%	46
PATRICK MANOR INCORPORATED		46			46
CARE 4 U MANAGEMENT, INC			46	100%	46
PERSONAL PEDIATRICS PA		43	3	7%	46
EAST MANATEE FAMILY	1	1	44	96%	46
WG EVERGREEN WOODS SH LLC		46			46
PINES NURSING HOME		44	2	4%	46
PREMIER PLACE HEALTHCARE AT THE GLENVIEW		46			46

COVID-19: testing by laboratory

Data through Apr 13, 2021 verified as of Apr 14, 2021 at 09:25 AM

Data in this report are provisional and subject to change.

The numbers in the table below represent the number of Florida and non-Florida residents for whom test results were received by the Department of Health. A person can be tested by more than one laboratory and can have both positive and negative results. **Therefore, the sum of the numbers in each column will be larger than the total number of people tested.**

Reporting lab	Inconclusive	Negative	Positive	Percent positive	Total
TRICORE REF LABS - UNIV OF NM		46			46
MINUTECLINIC DIAGNOSTIC OF NORTH CAROLINA		44	2	4%	46
NORTH FLORIDA / SOUTH GEORGIA VETERANS HEALTH SYSTEM		1	45	98%	46
CENTRAL FLORIDA HEALTH SERVICES		29	17	37%	46
KAPG ST AUGUSTINE SENIOR HOUSING OPCO LLC		37	9	20%	46
LUTHERAN HAVEN EXTENDED CONGREGATE CAR		46			46
COLLIER BLVD HMA PHYSICIAN MANAGEMENT LLC		46			46
HARTFORD HEALTH SERVICES LLC		46			46
H LEE MOFFITT CANCER CENTER MICRO		46			46
Rehabilitation Center of the Palm Beaches		45			45
SAN CARLOS PHARMACY		39	6	13%	45
MINUTECLINIC DIAGNOSTIC MEDICAL GROUP		41	4	9%	45
COLLIER URGENT CARE CENTERS		44	1	2%	45
LARA HEALTH AND WELLNESS CENTER LLC		45			45
STUART URGENT CARE			45	100%	45
BD MEDICAL SYSTEMS		43	2	4%	45
MID-FLORIDA PATHOLOGY, LLC		35	10	22%	45
CITY OF CAPE CORAL		35	10	22%	45
ALLIANCE OF PHYSICIANS AGAINST COVID-19			45	100%	45
NEOGENOMICS LABORATORIES INC		45			45
VIP WALK IN CLINIC		23	22	49%	45
THE MEDICAL GROUP OF SOUTH FLORIDA INC		39	6	13%	45
AVALON PARK RETIREMENT RESIDENCE		43	2	4%	45
SOUTHPORT SQUARE HARBOUR HEALTH		45			45
BRP SH OPCO LLC		45			45
NEXT MOLECULAR ANALYTICS		14	31	69%	45
HIGHLANDS COUNTY FIRE RESCUE		45			45
REDI-MED WALK-IN FAMILY CARE			45	100%	45
ROYAL PALM SENIOR RESIDENCE		44			44
Gulf Shore Care Center		39	5	11%	44
PLAINVIEW URGENT CARE		41	3	7%	44
RADIOLOGY ASSOCIATES OF VENICE AND ENGLEWOOD		42	2	5%	44
CDR MAGUIRE - MIAMI BEACH CC MISSION 17388		2	42	95%	44
FLORIDA HOSPITAL		28	16	36%	44
THE MERIDIAN AT BOCA RATON	1	43			44
IMA MEDICAL GROUP POINCIANA		18	26	59%	44
TRINITY URGENT CARE		36	8	18%	44
PEDIATRICS OF CENTRAL FLORIDA – SAINT CLOUD	2	40	2	5%	44
WALGREENS 3145		41	3	7%	44
UNION MEDICAL CARE PLLC		43	1	2%	44
ST JUDE LABORATORIES		40	4	9%	44
NEWPATH DIAGNOSTICS		36	8	18%	44
GREENSBORO PATHOLOGY LLC		33	11	25%	44
INNOVATIVE GX LABORATORIES		37	7	16%	44
ASHTON PLACE	3	37	4	9%	44
TRIPLE O MEDICAL SERVCES INC		41	3	7%	44

COVID-19: testing by laboratory

Data through Apr 13, 2021 verified as of Apr 14, 2021 at 09:25 AM

Data in this report are provisional and subject to change.

The numbers in the table below represent the number of Florida and non-Florida residents for whom test results were received by the Department of Health. A person can be tested by more than one laboratory and can have both positive and negative results. **Therefore, the sum of the numbers in each column will be larger than the total number of people tested.**

Reporting lab	Inconclusive	Negative	Positive	Percent positive	Total
SIDDH INC DBA SAN CARLOS PHARMACY		41	3	7%	44
BENTON HOUSE OF CLERMONT		44			44
PRINCETON VILLAGE☐		40	4	9%	44
TANVIR H SHAGAR NP		36	7	16%	43
WOLFF CTR FOR CHILD & ADOLESCENT HEALTH PLLC,THE		26	17	40%	43
LAKE MARY KIDS CENTRA CARE		33	10	23%	43
GOLFCREST HEALTHCARE CENTER		43			43
FLAGLER HOSPITAL INC	2		41	95%	43
MINUTECLINIC DIAGNOSTIC OF LOUISIANA		40	3	7%	43
University Hills health and Rehabilitation		33	10	23%	43
CAREATC			43	100%	43
ADULT MEDICINE OF LAKE COUNTY INC			43	100%	43
LOURDES HOSPITAL INC		41	2	5%	43
DUVAL PHARMACY		32	11	26%	43
FIRST CHOICE URGENT CARE		12	31	72%	43
PINELLAS INTERNAL MEDICINE ASSOCIATES	1	39	3	7%	43
BRANCH MEDICAL CLINIC			43	100%	43
SUNSHINE ASSISTED LIVING		43			43
EC OPCO TIMBERLIN PARC LLC		43			43
BROOKDALE CANOPY OAKS		11	32	74%	43
AHMG SURGICAL SPECIALIST		43			43
PACIFICA SENIOR LIVING OCALA		37	5	12%	42
ALWAYS BEST CARE SENIOR SERVICES		38	4	10%	42
Atlantic Shore Nursing and Rehab		42			42
NORTH CAROLINA DEPARTMENT OF HEALTH & HUMAN SERVICES	1		41	98%	42
LONGLEAF DIAGNOSTIC LABORATORIES		13	29	69%	42
PROFESSIONAL PEDIATRICS		40	2	5%	42
CVS MINUTE CLINIC DIAGNOSTIC OF NORTH CAROL		36	6	14%	42
ROADS PEDIATRICS,LLC		40	2	5%	42
MAIMONIDES-SHALOM ACADEMY, INC		41	1	2%	42
KIVA AT CANTERBURY		25	17	40%	42
CAREATC INC BRANDON	7	32	3	7%	42
BRONX LEBANON HOSPITAL-MEDICAL CENTER		38	4	10%	42
CLINICAL LABORATORY		42			42
ATRIA WILLOW WOOD		40	2	5%	42
GRAND VILLA OF ALTAMONTE SPRINGS		35	7	17%	42
BENTON HOUSE OF ST. JOHNS		40	2	5%	42
FLORIDA HOSPITAL NEW SMYRNA		4	37	90%	41
EASTERN SHORE URGENT CARE		30	11	27%	41
PEDIATRICS OF CENTRAL FLORIDA KISSI		33	8	20%	41
A & R RESEARCH GROUP		35	6	15%	41
SOMA MEDICAL CENTER PA #3		5	36	88%	41
D W MCMILLAN MEMORIAL HOSPITAL		30	11	27%	41
BULLS HEAD URGENT CARE		39	2	5%	41
CITRUS COUNTY HEALTH DEPARTMENT		35	6	15%	41
CROSSROADS URGENT CARE		26	15	37%	41

COVID-19: testing by laboratory

Data through Apr 13, 2021 verified as of Apr 14, 2021 at 09:25 AM

Data in this report are provisional and subject to change.

The numbers in the table below represent the number of Florida and non-Florida residents for whom test results were received by the Department of Health. A person can be tested by more than one laboratory and can have both positive and negative results. **Therefore, the sum of the numbers in each column will be larger than the total number of people tested.**

Reporting lab	Inconclusive	Negative	Positive	Percent positive	Total
STAT ONE URGENT CARE CENTER		2	39	95%	41
BIOFIRE		9	32	78%	41
NORTHWELL HEALTH PLAINVIEW HOSPITAL LABORATORY		32	9	22%	41
FG RAPID		38	3	7%	41
WHITE-WILSON MEDICAL CENTER		30	11	27%	41
THE PALMS PHARMACY, INC		38	3	7%	41
UNIVERSITY OF ALABAMA		38	3	7%	41
CAREHERE LAKE SCHOOLS EMPLOYEE HEALTH CENTER		28	12	30%	40
THORNBURG PEDIATRICS		38	2	5%	40
RESIDENTIAL PLAZA AT BLUE LAGOON INC		36	4	10%	40
THE LODGE AND REHABILITATION CENTER		24	16	40%	40
LAKE COUNTY SCHOOLS EMPLOYEE HEALTH CENTER		29	11	28%	40
ADVENT HEALTH CENTRA CARE - LAKELAND		30	10	25%	40
Heritage Park Care and Rehabilitation		40			40
ARCPOINT LABS OF WEST PALM BEACH		4	36	90%	40
MULBERRY'S MOBILE PROVIDER SERVICES LLC☐		25	15	38%	40
CLINICAL PATHOLOGY LABORATORIES, INC		40			40
LEE MEMORIAL HEALTH SYSTEM		36	4	10%	40
MAKO MEDICAL		21	19	48%	40
CAPITAL REGIONAL MEDICAL CENTER		2	38	95%	40
WINDSOR WOODS REHAB & HEALTHCARE CTR		38	2	5%	40
PRIDE DIAGNOSTICS		24	16	40%	40
M&V SAN JOSE MEDICAL CENTER			40	100%	40
STETSON UNIVERSITY STUDENT HEALTH CENTER		3	37	93%	40
ORLANDO HEALTH PRIMARY CARE PEDIATRICS		38	1	3%	39
JUNIPER VILLAGE AT CAPE CORAL		34	5	13%	39
BAY COUNTY JAIL ANNEX		34	5	13%	39
ADVENTHEALTH MEDICAL GROUP PULMONOLOGY		34	5	13%	39
GENEXPERT			39	100%	39
CLINICAL RESEARCH SEQUENCING PLATFORM		8	31	79%	39
BAYCARE MEDICAL GROUP INC		3	36	92%	39
MEDEX MEDICAL EXPRESS OF PALATKA LLC			39	100%	39
SOUTH FLORIDA BAPTIST HOSPITAL			39	100%	39
NIGHT LITE PEDIATRIC CENTER		10	29	74%	39
WG BAYPOINT VILLAGE SH LLC		38	1	3%	39
CEDAR CREEK AT KINGS BAY INC		39			39
BELVEDERE COMMONS OF SUN CITY CENTER☐		39			39
ORLANDO ORTHOPAEDIC OUTPATIENT SURGERY CENTER		33	6	15%	39
BROOKDALE BRANDON	1	38			39
CORRECTIONAL MEDICAL GROUP		27	12	31%	39
BOND CLINIC, PA		9	30	77%	39
BAYSHORE PATHOLOGY CONSULTANTS PA		37	2	5%	39
UNIVERSITY HOSPITAL		34	5	13%	39
WELLMED AT NEW TAMPA		28	11	28%	39
GRAND VILLA OF NEW PORT RICHEY		32	7	18%	39
GUYAN VALLEY WELLNESS CENTER		32	7	18%	39

COVID-19: testing by laboratory

Data through Apr 13, 2021 verified as of Apr 14, 2021 at 09:25 AM

Data in this report are provisional and subject to change.

The numbers in the table below represent the number of Florida and non-Florida residents for whom test results were received by the Department of Health. A person can be tested by more than one laboratory and can have both positive and negative results. **Therefore, the sum of the numbers in each column will be larger than the total number of people tested.**

Reporting lab	Inconclusive	Negative	Positive	Percent positive	Total
Life Care Center of Citrus County		37	1	3%	38
HOMEWOOD RESIDENCE AT FREEDOM PLAZA		37	1	3%	38
TAYLORVILLE FAMILY MEDICINE		31	7	18%	38
LMH SKILLED NURSING UNIT		38			38
AUTUMN OF SARASOTA		12	26	68%	38
INNOVATION CLINICAL TRIALS, INC			38	100%	38
PALM POINT BEHAVIORAL HEALTH		38			38
STEWARD MEDICAL GROUP, INC		21	17	45%	38
ISLAMORADA VILLAGE OF ISLANDS FIRE RESCUE		36	2	5%	38
LEE PHYSICIAN GROUP COLLEGE POINT		38			38
FLORIDA DEPARMENT OF HEALTH CLAY COUNTY		25	13	34%	38
SUNSHINE PEDIATRICS OF CENTRAL FLORIDA PL		35	3	8%	38
ANDALUSIA HEALTH		21	17	45%	38
MOLECULAR DIAGNOSTICS		5	33	87%	38
UNIVERSITY BEHAVIORAL CENTER		38			38
CONCENTRA URGENT CARE		34	4	11%	38
ADVENTHEALTH MEDICAL GROUP FAMILY & INTERNAL		14	24	63%	38
VETERANS AFFAIRS MEDICAL CENTER - NEW YORK HARBOR		36	2	5%	38
BASSETTI MEDICAL RESEARCH INC		30	8	21%	38
CCRC @ SUNFLOWER LLC		35	3	8%	38
ATRIA SAN PABLO		36	2	5%	38
UNIVERSITY MEDICAL CTR OF PRINCETON AT		36	2	5%	38
FAMILY AND INTERNAL MEDICINE AT AVALON PARK		34	4	11%	38
ST AUGUSTINE PEDIATRIC ASSOC		33	4	11%	37
CENTRAL FLORIDA HEALTH CARE INC WAUCHULA SITE 2		29	8	22%	37
CONNECTICUT DEPARTMENT OF HEALTH		22	15	41%	37
THE COLLIER AT NAPLES		36	1	3%	37
ALAN A SMITH MD LLC		34	3	8%	37
WALK IN MEDICAL URGENT CARE		37			37
PATHOGENIUS LABORATORIES		30	7	19%	37
EP MEDICAL EQUIPMENT PHARMACY		33	4	11%	37
BAY STREET PHARMACY☐		35	2	5%	37
HR SARASOTA OPERATOR LLC		25	12	32%	37
ACCURATE DIAGNOSTIC LAB		35	2	5%	37
ST LUCIE COUNTY JAIL		28	9	24%	37
HOLLISMED LLC		35	2	5%	37
SEWALLS POINT PHARMACY INC		29	8	22%	37
DCH REGIONAL MEDICAL CENTER LABORATORY		36	1	3%	37
ONE MILO		37			37
COLLIER HMA PHYSICIAN MANAGEMENT LLC		27	10	27%	37
MINUTECLINIC DIAGNOSTIC OF RHODE ISLAND, LLC #1544		36	1	3%	37
HOLZER HEALTH CENTER		5	32	86%	37
RIVERHEAD URGENT CARE		36	1	3%	37
FAMILY EXTENDED CARE OF SEBRING INC		35	2	5%	37
SOUTHCOM LABORATORY		4	33	89%	37
PECONIC BAY MEDICAL CENTER LABORATORY		28	9	24%	37

COVID-19: testing by laboratory

Data through Apr 13, 2021 verified as of Apr 14, 2021 at 09:25 AM

Data in this report are provisional and subject to change.

The numbers in the table below represent the number of Florida and non-Florida residents for whom test results were received by the Department of Health. A person can be tested by more than one laboratory and can have both positive and negative results. **Therefore, the sum of the numbers in each column will be larger than the total number of people tested.**

Reporting lab	Inconclusive	Negative	Positive	Percent positive	Total
ARTHREX MEDICAL CENTER EAST		25	12	32%	37
PONCE THERAPY CARE CENTER		34	3	8%	37
AIR, LAND & SEA PHYSICALS & CONSULTATIONS, LLC		35	1	3%	36
Kensington Gardens		36			36
Casa Mora Rehabilitation & Extended Care		34	2	6%	36
CARE HERE		12	24	67%	36
WASHINGTON COUNTY HEALTH DEPARTMENT		24	12	33%	36
ROCKLAND URGENT CARE FAMILY HEALTH NP		35	1	3%	36
LPG CONVENIENT CARE AT METRO		33	3	8%	36
MEDCOMP SCIENCES			36	100%	36
FLORIDA PEDIATRIC GROUP PA		28	8	22%	36
PINELLAS PARK FIRE DEPARTMENT		36			36
HARMONY HEALTH OPCO, LLC		15	21	58%	36
MINUTE CLINIC DIAGNOSTIC OF VIRGINIA, LLC		36			36
GRAND VILLA OF ST. PETERSBURG		34	2	6%	36
BVL/LITTLE ANGEL PEDIATRICS		36			36
UNION MEDICAL CARE		36			36
PHYSICIAN ASSOCIATES LLC		26	10	28%	36
CLEARWATER PAIN MANAGEMENT ASSOCIATES		34	2	6%	36
MAINSTREET FAMILY URGENT CARE		1	35	97%	36
MINUTECLINIC DIAGNOSTIC OF MICHIGAN		33	3	8%	36
WEINBERG VILLAGE		35	1	3%	36
PATHGROUP		9	27	75%	36
MINUTE CLINIC LLC #2216		32	3	9%	35
EXPRESS CARE OF TAMPA BAY LLC		5	30	86%	35
ELLKAY HEALTHCARE DATA PLUMBERS	23	8	4	11%	35
FLORIDA PRESBYTERIAN HOMES INC		33	2	6%	35
ASSISTED LIVING OF BROWARD		35			35
NCHD		21	14	40%	35
NORTHSIDE HOSPITAL EMERGENCY DEPT		31	4	11%	35
BOCA TOXICOLOGY LLC		33	2	6%	35
ALABAMA CLINICS		19	16	46%	35
CITRUS CARE CLINIC			35	100%	35
METRO KNOXVILLE HMA		25	10	29%	35
IRL		4	31	89%	35
MEDEXPRESS URGENT CARE WEST TAMPA			35	100%	35
ST. MARYS MEDICAL CENTER		1	34	97%	35
FHMG–FLORIDA HOSPITAL MEDICAL GROUP		25	10	29%	35
ADVENT HEALTH - FISH MEMORIAL		2	33	94%	35
SOUTHEASTERN OUTPATIENT SURGERY CENTER		32	3	9%	35
VIKOR SCIENTITIC		5	30	86%	35
ISLAND LAKE CENTER		14	21	60%	35
HARBORCHASE OF WELLINGTON CROSSING		33	2	6%	35
PARKSIDE HEALTH AND REHABILITATION CENTER			35	100%	35
WALGREENS COVID-19		27	8	23%	35
WALGREEN		25	10	29%	35

COVID-19: testing by laboratory

Data through Apr 13, 2021 verified as of Apr 14, 2021 at 09:25 AM

Data in this report are provisional and subject to change.

The numbers in the table below represent the number of Florida and non-Florida residents for whom test results were received by the Department of Health. A person can be tested by more than one laboratory and can have both positive and negative results. **Therefore, the sum of the numbers in each column will be larger than the total number of people tested.**

Reporting lab	Inconclusive	Negative	Positive	Percent positive	Total
NEUROINTERNATIONAL SARASOTA		32	3	9%	35
ENCOMPASS HEALTH REHABILITATION HOSPITAL OF PANAMA CITY		30	5	14%	35
WUESTHOFF MEMORIAL HOSPITAL			35	100%	35
POARCH BANC CREEK INDIANS TRIBAL HEALTH DEPARTMENT			35	100%	35
A AND R RESEARCH GROUP LLC		31	4	11%	35
GROWING TOGETHER PEDIATRICS, LLC		31	4	11%	35
REDI-MED WALK IN FAMILY CLINIC			35	100%	35
EMORY CLINIC, THE		33	2	6%	35
P23 LABS		35			35
COMMUNITY MEDICAL CARE CENTER INC			34	100%	34
SOUTHWEST LABS		34			34
CRESTVIEW IMMEDIATE CARE LL		10	24	71%	34
PARAMOUNT WALK-IN CLINIC		1	33	97%	34
FLORIDA MEDICAL CLINIC IM MLK		24	10	29%	34
TRADITIONAL HOME CARE INC		33	1	3%	34
MINUTE CLINIC, LLC DBA MINUTECLINIC #4505		31	3	9%	34
LONG TERM CARE OF GULF BREEZE LLC		30	4	12%	34
JACKSON HEALTH SYSTEM		2	32	94%	34
PORT SAINT JOHN FAMILY PRACTICE		21	13	38%	34
JAMAICA HOSPITAL MEDICAL CENTER		30	4	12%	34
TUSCAN GARDENS OF DELRAY BEACH MANAGEMENT COMPANY,		34			34
THE SPRINGS OF PARC HILL		33	1	3%	34
RASHDA ALBIBI M.D. P.A.		31	3	9%	34
JUPITER MEDICAL CENTER PHYSICIANS GROUP, INC		30	4	12%	34
GULFSIDE HOSPICE INC		31	3	9%	34
MINUTECLINIC, LLC, DBA MINUTECLINIC #5		30	4	12%	34
FORT CAROLINE GARDENS, INC		32	2	6%	34
MIDDLETOWN MEDICAL P C		24	10	29%	34
AYERS NURSING AND REHABILITATION CENTER		34			34
WESTWOOD NURSING AND REHABILITATION		28	5	15%	33
AU MEDICAL CENTER, INC	1	29	3	9%	33
FAST PACE MEDICAL CLINIC		28	5	15%	33
AMMON ANALYTICAL LABORATORIES		29	4	12%	33
SANFORD MOBILE LAB PGA TOUR		32	1	3%	33
BOND CLINIC		3	30	91%	33
VETERANS HOME		1	32	97%	33
Consulate Health Care of Orange Park		27	6	18%	33
VETERAN AFFAIRS MEDICAL CENTER - JAMES J PETERS		30	3	9%	33
PHOSPHORUS DIAGNOSTICS		27	6	18%	33
ORLANDO COVID TEST , LLC		29	4	12%	33
VILLA COURT LLC		33			33
AMBRY GENETICS CORPORATION	23	10			33
CORAL HOUSE ASSISTED LIVING COMMUNITY LLC		33			33
FLORIDA DEPARTMENT OF HEALTH IN MONROE COUNTY		27	6	18%	33
BLUE SPRINGS SURGERY CENTER		33			33
LONG BEACH URGENT CARE		33			33

COVID-19: testing by laboratory

Data through Apr 13, 2021 verified as of Apr 14, 2021 at 09:25 AM

Data in this report are provisional and subject to change.

The numbers in the table below represent the number of Florida and non-Florida residents for whom test results were received by the Department of Health. A person can be tested by more than one laboratory and can have both positive and negative results. **Therefore, the sum of the numbers in each column will be larger than the total number of people tested.**

Reporting lab	Inconclusive	Negative	Positive	Percent positive	Total
AHSE ROP		32	1	3%	33
EVERLYWELL		19	14	42%	33
GREENRIDGE GROUP HOME	3	11	19	58%	33
CARILLON SPORTS AND FAMILY MEDICINE		25	8	24%	33
HUNTINGTON STATION URGENT CARE		32	1	3%	33
NIGHT LITE PEDIATRICS URGENT CARE CENTER			33	100%	33
TNC WALK IN CLINIC		23	10	30%	33
PULSE & REMEDY LLC		17	15	47%	32
IPSUM DIAGNOSTICS		3	29	91%	32
ENCOMPASS HEALTH REHABILITATION OF ALTAMONTE		27	5	16%	32
WELLSTAR KENNESTONE HOSPITAL		29	3	9%	32
Heartland Health Care Center North Sarasota		18	14	44%	32
COLORADO DEPARTMENT OF HEALTH LABORATORY SERVICES DIVISION			32	100%	32
STATEN ISLAND UNIVERSITY HOSPITAL-POUCH		31	1	3%	32
EASYCARE WALK-IN CLINIC	1	11	20	63%	32
OPIS COQUINA CENTER		32			32
LABORATORY ALLIANCE OF CENTRAL NEW YORK		30	2	6%	32
PASSPORT HEALTH ORLANDO		32			32
SMH PHYSICIAN SERVICES INC		31	1	3%	32
WORLD OF PEDIATRICS LLC		31	1	3%	32
METROPOLITAN CHARITIES INC		30	2	6%	32
KINDRED HOSPITAL OCALA		29	3	9%	32
MADISON POINTE CARE CENTER		32			32
WESTMINSTER ST AUGUSTINE		32			32
HUNT CLUB MEDICAL		15	17	53%	32
ACCESS 365 URGENT CARE		10	22	69%	32
SYNIVERSE WELLNESS CENTER		27	5	16%	32
GRAND VILLA OF PINELLAS PARK		30	2	6%	32
WARDE MEDICAL LABORATORY		24	8	25%	32
FLORIDA HOSPITAL PHYSICIAN GROUP		19	13	41%	32
DHMD		32			32
MEDEMERGE		30	2	6%	32
ADVANCED URGENT CARE		12	20	63%	32
WOMENS CARE FLORIDA LABORATORY		25	7	22%	32
MINUTE CLINIC DIAGNOSTIC OF SC, LLC #75		30	2	6%	32
SUNSHINE PEDIATRICS		32			32
COLLIER ANESTHESIA PAIN LLC		31			31
Grand Villa of Deerfield Beach		27	4	13%	31
DISCOVERY COMMONS AT BRADENTON		31			31
ENT AND ALLERGY ASSOCIATES OF FLORIDA LLC		30	1	3%	31
BAYCARE HEALTH SYSTEMS, LLC			31	100%	31
HEALTH FIRST - VIERA HOSPITAL		1	30	97%	31
AMERICAN ESOTERIC LABORATORIES		15	16	52%	31
MICHAEL J D'AMBROSE MD PA		29	2	6%	31
FLORIDA ENDOSCOPY & SURGERU CTR LLC		31			31
STUART REHABILITATION AND HEALTHCARE		15	16	52%	31

COVID-19: testing by laboratory

Data through Apr 13, 2021 verified as of Apr 14, 2021 at 09:25 AM

Data in this report are provisional and subject to change.

The numbers in the table below represent the number of Florida and non-Florida residents for whom test results were received by the Department of Health. A person can be tested by more than one laboratory and can have both positive and negative results. **Therefore, the sum of the numbers in each column will be larger than the total number of people tested.**

Reporting lab	Inconclusive	Negative	Positive	Percent positive	Total
GRAND VILLA OF ENGLEWOOD		26	5	16%	31
CERON PEDIATRICS & INTEGRATIVE MEDICIN		31			31
LabCorp L#09258130 M#09258125		12	19	61%	31
PREMIER URGENT CARE CENTER LLC			31	100%	31
UNIPATH		24	7	23%	31
REGENCY PARK ASSISTED LIVING FACILITY		29	2	6%	31
FLORIDA MEDICAL CL ODOM TPA		17	14	45%	31
MIGUEL E TREVINO MD PA		27	4	13%	31
OAKMONTE VILLAGE		30	1	3%	31
REOPEN DIAGNOSTICS			31	100%	31
UR CARE FAMILY AND SPORTS MEDICINE			31	100%	31
OCCUPATIONAL HEALTH CENTERS OF THE SOUTHWEST PA		26	5	16%	31
ADVENTHEALTH MEDICAL GROUP FAMILY MEDICINE AT RDV		31			31
LAKE MARY - STIRLING CENTER SUITE 202			31	100%	31
EMORY UNIVERSITY HOSPITAL		27	4	13%	31
TREASURE COAST URGENT & FAMILY CARE		12	18	60%	30
ALPHA PHARMACY		27	3	10%	30
FORT VALLEY STATE UNIVERSITY		29	1	3%	30
SANITAS		4	26	87%	30
HOLIDAY MEDICAL ASSOCIATES		4	26	87%	30
NORTH PINELLAS CHILDRENS MEDICAL CENTER			30	100%	30
WILLAMETTE VALLEY TOXICOLOGY LLC		28	2	7%	30
CLINCLOUD, LLC			30	100%	30
MINUTECLINIC, LLC #4230		26	4	13%	30
LABORATORY MEDICINE CONSULTANTS-LMC PA		28	2	7%	30
CLEARWATER EMPLOYEE HEALTH CLINIC		14	16	53%	30
MARTHA'S HOUSE & ASSISTED LIVING FACILITY		30			30
STEINHATCHEE DRUGS		24	6	20%	30
BAPTIST PRIMARY BLACK CREEK SOUTH			30	100%	30
MINUTE CLINIC DIAGNOSTIC OF VIRGINIA		23	7	23%	30
Okeechobee Health Care Facility		16	14	47%	30
CENTER ONE SURGERY CENTER		24	6	20%	30
THE TERRACE AT IVY ACRES ALF		11	19	63%	30
AMEERAH LABS			30	100%	30
Wiregrass Rehabilitation Center and Nursing Home		28	2	7%	30
MARYLAND DEPARTMENT OF HEALTH			30	100%	30
CARDIOLOGY AND MEDICINE ASSOCIATES INC		29	1	3%	30
BUREAU OF PUBLIC HEALTH	1	9	20	67%	30
COUNTY OF LOS ANGELES			30	100%	30
ADVENT HEALTH PRIMARY CARE PLUS, WINTER GARDEN		26	4	13%	30
KISSIMMEE VA OUTPATIENT CLINIC		28	2	7%	30
STATCARE URGENT & WALK IN MEDICAL CARE		27	3	10%	30
CHIPOLA MEDICAL ASSOCIATES		10	20	67%	30
PERDIDO URGENT CARE		1	29	97%	30
FAMILY CARE PARTNERS URGENT CARE LLC		24	6	20%	30
NURSES HELPING HANDS INC ALF		30			30

COVID-19: testing by laboratory

Data through Apr 13, 2021 verified as of Apr 14, 2021 at 09:25 AM

Data in this report are provisional and subject to change.

The numbers in the table below represent the number of Florida and non-Florida residents for whom test results were received by the Department of Health. A person can be tested by more than one laboratory and can have both positive and negative results. **Therefore, the sum of the numbers in each column will be larger than the total number of people tested.**

Reporting lab	Inconclusive	Negative	Positive	Percent positive	Total
MIDNIGHT MEDICINE			30	100%	30
BOCA BIOLISTIC REFERENCE LAB			30	100%	30
HERITAGE WATERSIDE		27	3	10%	30
TAMPA URGENT CARE			30	100%	30
RESIDENCE AT BAY VUE		28	2	7%	30
COLORADO DEPARTMENT OF PUBLIC HEALTH AND ENVIRONMENT			30	100%	30
CIGNA PBSO WEST PALM			30	100%	30
OAK HARBOR ASSISTED LIVING FACILITY		27	3	10%	30
RENAISSANCE SENIOR LIVING	1	28			29
PANCARE HEALTH - BONIFAY K-8			29	100%	29
WEISS PEDIATRIC CARE LLC		16	13	45%	29
STEWARD MELBOURNE HOSPITAL			29	100%	29
MINUTECLINIC DIAGNOSTIC OF RHODE ISLAND, LLC #212		29			29
P4CLINICAL	3	2	24	83%	29
ROBERT H JENKINS JR VETERANS' DOMICILIARY HOME OF		26	3	10%	29
INTERIM HEALTHCARE OF NORTHWEST FLORIDA INC		27	2	7%	29
UNIVERSITY OF ILLINOIS VETERINARY DIAG	1	27	1	3%	29
PINELLAS 1 HOME HEALTH CARE CORP		28	1	3%	29
COOPER HEALTHCARE		26	3	10%	29
NEMOURS CHILDRENS CLINIC		22	7	24%	29
CAPE CORAL HOSPITAL ABG LABORATORY		16	13	45%	29
UNIV OF ROCHESTER-STRONG MEMORIAL HOSP		28	1	3%	29
UNION CHD		26	3	10%	29
CHILDREN'S MEDICAL CENTER			29	100%	29
PALMS, THE		29			29
GRAND LIVING AT LAKEWOOD RANCH		28	1	3%	29
ST PETER'S BENDER LABORATORY		28	1	3%	29
BROOKWOOD BAPTIST MEDICAL CENTER		28	1	3%	29
CDC		17	12	41%	29
SUNTREE INTERNAL MEDICINE		29			29
DOCTOR TODAY TLC LLC			29	100%	29
COMPREHENSIVE CHILDCARE		23	6	21%	29
DUVAL COUNTY HEALTH DEPARTMENT		29			29
TOTTENVILLE CIRCLE URGENT CARE		29			29
UCLA HEALTHCARE CLINICAL LABS		23	6	21%	29
PALM GARDEN OF JACKSONVILLE		27	2	7%	29
MINUTE CLINIC DIAGNOSTIC OF NEW JERSEY		28	1	3%	29
PRO HEALTH HARMONY		29			29
DAVID LAWRENCE CENTER		25	4	14%	29
GRAND VILLA OF LARGO		25	4	14%	29
MINUTECLINIC, LLC #08366		23	5	18%	28
FAMILY CARE PARTNERS		18	10	36%	28
EDEN AT CRESTVIEW		12	16	57%	28
ORLANDO ORTHOPAEDIC CENTER		26	2	7%	28
MAYO CLINIC JACKSONVILLE		3	25	89%	28
WALGREENS CO		25	3	11%	28

COVID-19: testing by laboratory

Data through Apr 13, 2021 verified as of Apr 14, 2021 at 09:25 AM

Data in this report are provisional and subject to change.

The numbers in the table below represent the number of Florida and non-Florida residents for whom test results were received by the Department of Health. A person can be tested by more than one laboratory and can have both positive and negative results. **Therefore, the sum of the numbers in each column will be larger than the total number of people tested.**

Reporting lab	Inconclusive	Negative	Positive	Percent positive	Total
NATIONAL MENTOR HEALTHCARE LLC			28	100%	28
CHILDRENS MEDICAL CENTER			28	100%	28
WEST BROWARD CARE CENTER		24	4	14%	28
BAYSIDE LABORATORIES INC		28			28
GADSDEN COUNTY HEALTH DEPARTMENT		22	6	21%	28
JOSEF SCHENKER MD PC DBA CENTERS URGENT		26	2	7%	28
ECC PEDIATRICS		28			28
ORLANDO FAMILY MEDICINE		13	15	54%	28
Cleveland Clinic Laboratories		4	24	86%	28
MINUTECLINIC DIAGNOSTIC OF LOUISIANA,		25	3	11%	28
MARION PEDIATRICS PA		21	7	25%	28
LAKELAND NURSING AND REHABILITATION CENTER			28	100%	28
BROOKDALE PHILLIPPI CREEK			28	100%	28
KEY PRIMARY CARE			28	100%	28
ORANGE PEDIATRICS			28	100%	28
WIREGRASS CLINIC LLC		23	5	18%	28
BOCA SIMON LAB		1	27	96%	28
ASTORIA HEALTH AND REHABILITATION CENTER		27	1	4%	28
ACTIVE SENIOR LIVING		26	2	7%	28
PORT ST LUCIE HOSPITAL		25	3	11%	28
HOUSE CALLS PROFESSIONAL LLC		24	4	14%	28
LAKE PLACID HEALTH AND REHABILITATION		1	27	96%	28
URGENT CARE CENTER			28	100%	28
CARLOS F FUSTER MD PA		26	2	7%	28
FIRST CHOICE PEDIATRICS LOOP		25	3	11%	28
Grand Villa of Dunedin		22	6	21%	28
TREASURE ISLE LLC		27			27
Summit Medical Group Westfield Lab		24	3	11%	27
EPIC REFERENCE LABS INC			27	100%	27
KIVA AT CANTERBURY, LLC		27			27
THE COMMONWEALTH OF MASSACHUSETTS		1	26	96%	27
ROSLYN URGENT CARE		27			27
BROOKDALE SOUTHPOINT			27	100%	27
EXPRESS CARE OF BELLEVIEW		27			27
LEXINGTON PLACE SENIOR LIVING COMMUNITY		27			27
JOSEF SCHENKER MD PC		27			27
EMORY BENNETT VETERANS NURSING HOME	1	26			27
PBSO WEST PALM FAMILY PRACTICE		1	26	96%	27
ACCESS HEALTH CARE PHYSICIANS LLC		10	17	63%	27
SPANISH RIVER HIGH SCHOOL ESE		23	4	15%	27
PARK WEST MEDICAL CENTER		26	1	4%	27
VASSAR BROTHERS MEDICAL CENTER LABORATORY		25	2	7%	27
VOLUSIA COUNTY BRANCH JAIL		1	26	96%	27
A LILIKO'I PHARMACY LLC		24	3	11%	27
BROWARD HEALTH IMPERIAL POINT NURSING			27	100%	27
GRAND VILLA OF BOYNTON BEACH		26	1	4%	27

COVID-19: testing by laboratory

Data through Apr 13, 2021 verified as of Apr 14, 2021 at 09:25 AM

Data in this report are provisional and subject to change.

The numbers in the table below represent the number of Florida and non-Florida residents for whom test results were received by the Department of Health. A person can be tested by more than one laboratory and can have both positive and negative results. **Therefore, the sum of the numbers in each column will be larger than the total number of people tested.**

Reporting lab	Inconclusive	Negative	Positive	Percent positive	Total
JOSEPH SCHENKER MD PC DBA CENTERS URGENT		24	3	11%	27
NORTHWESTERN UNIVERSITY CORP		26	1	4%	27
CANCER RESEARCH LAB, BOB JONES UNIVERSITY		25	2	7%	27
ATRIA LADY LAKE		27			27
SUNCOAST LABS			27	100%	27
STATCARE URGENT AND WALK-IN MEDICAL CA		24	3	11%	27
VICK STREET MANOR		27			27
MINUTECLINIC DIAGNOSTIC OF TEXAS		23	4	15%	27
BROOKDALE UNIVERSITY HOSPITAL		25	2	7%	27
GERALD J KIVETT MD		24	3	11%	27
LEE PHYSICIAN GROUP		24	3	11%	27
URGENT FAMILY CARE INC		24	3	11%	27
HEALTHPARK MEDICAL CENTER ABG LAB		26	1	4%	27
MED LABS DIAGNOSTICS		10	17	63%	27
PHYSICIANS CARE		23	4	15%	27
ENGLEWOOD HOSPITAL AND MEDICAL CENTER		22	5	19%	27
MONTEFIORE NEW ROCHELLE HOSPITAL		24	3	11%	27
TALLAHASSEE DEVELOPMENTAL CENTER☐		26	1	4%	27
GASTROENTEROLOGY ASSOCIATES OF PENSACOLA PA		23	4	15%	27
RAINBOW PEDIATRICS		1	26	96%	27
LOOP PEDIATRICS		22	5	19%	27
GOOD SAMARITAN HOSPITAL LABORATORY		24	3	11%	27
ADVENT HEALTH MEDICAL GROUP- FAMILY MEDICINE AT DR. PHILIPS		22	5	19%	27
ST VINCENTS AMBULATORY CARE INC DBA		23	3	12%	26
RJ LEE GROUP	1	23	2	8%	26
MINIMALLY INVASIVE VASCULAR INC		24	2	8%	26
WAKULLA COUNTY HEALTH DEPARTMENT		12	14	54%	26
THE MINIER URGENT CARE		20	6	23%	26
PULMONARY SPECIALISTS OF THE PALM BEACHES		16	10	38%	26
EXPRESS FAMILY CARE LLC		11	15	58%	26
PALM BEACH COUNTY FIRE RESCUE		24	2	8%	26
MD BEAUTY LABS, PA		24	2	8%	26
VIRTUA		22	4	15%	26
Clearwater Center		12	14	54%	26
LOT HEALTH SERVICES☐	1	25			26
OAKTREE HEALTHCARE			26	100%	26
ARCPOINT LABS OF FORT LAUDERDALE		25	1	4%	26
1 TOUCH TOTALCARE SOLUTIONS		23	3	12%	26
ABL MEDICAL CARE LLC			26	100%	26
LAKES DIALYSIS CENTER INC			26	100%	26
OPTIMAL CARE PEDIATRICS		7	19	73%	26
MONCRIEF ARMY HEALTH CLINIC			26	100%	26
ADVENT HEALTH PARTIN SETTLEMENT HEALTH PARK		18	8	31%	26
MINUTECLINIC DIAGNOSTIC OF TN, PC 374		22	4	15%	26
SOUTHEAST GEORGIA HEALTH SYSTEM, INC		23	3	12%	26
BIG BEND HOSPICE INC		26			26

COVID-19: testing by laboratory

Data through Apr 13, 2021 verified as of Apr 14, 2021 at 09:25 AM

Data in this report are provisional and subject to change.

The numbers in the table below represent the number of Florida and non-Florida residents for whom test results were received by the Department of Health. A person can be tested by more than one laboratory and can have both positive and negative results. **Therefore, the sum of the numbers in each column will be larger than the total number of people tested.**

Reporting lab	Inconclusive	Negative	Positive	Percent positive	Total
DELRAY BEACH FACIAL PLASTIC SURGERY		26			26
MAGNOLIA PEDIATRICS		4	22	85%	26
ADVENT HEALTH MEDICAL GROUP FAMILY AND INTERNAL MEDICINE AT AVALON PAR		23	3	12%	26
CARE CENTERS OF NASSAU LLC MINER ROAD NORTH		26			26
CARENOW - DOWNTOWN NORTH GULCH		24	2	8%	26
TIFFANY LAKE CARE CENTERS INC		26			26
HUNT CLUB PEDIATRIC ASSOCIATES LLC		21	5	19%	26
SUMMERGATE PHARMACY		24	2	8%	26
CANTON-POTSDAM HOSPITAL LABORATORY		25	1	4%	26
SHORE MEMORIAL HOSPITAL		23	3	12%	26
RAYMOND BASRI MD		24	2	8%	26
TREEHOUSE PEDIATRICS & FAMILY CARE		26			26
DARDEN WELLNESS CENTER		23	3	12%	26
SUMMIT MEDICAL GROUP - 75 E NORTHFIELD		22	4	15%	26
EAST HILL MEDICAL GROUP		17	9	35%	26
WELLMED AT PLANT CITY		11	14	56%	25
COASTAL SKIN SURGERY AND DERMATOLOGY		18	7	28%	25
COMMUNITY HEALTH OF SOUTH FLORIDA			25	100%	25
SANFORD PEDIATRIC ASSOCIATES, PA		23	2	8%	25
MADWAR		19	6	24%	25
THE WATERMARK AT VISTAWILLA		25			25
LPG PRIMARY CARE AT CAPE CORAL PARKWAY		21	4	16%	25
PALMETTO PEDIATRICS			25	100%	25
GREEN GABLES ASSISTED LIVING FACILITY		25			25
SOUTH FLORIDA DIALYSIS CENTER		8	17	68%	25
MINUTECLINIC DIAGNOSTIC OF PENNSYLVANI		24	1	4%	25
ASURANCE SCIENTIFIC LABORATORIES		24	1	4%	25
ADVENT HEALTH EXPRESS		9	16	64%	25
CENTRAL FLORIDA PEDIATRIC URGENT CARE LLC		21	4	16%	25
PHYSICIANS STAT		3	22	88%	25
LPG PRIMARY CARE AT BONITA BAY LIFESTYLE CENTER		23	2	8%	25
SPRINGWOOD COURT		20	5	20%	25
TOTAL ACCESS URGENT CARE		1	24	96%	25
ENCOMPASS HEALTH REHABILITATION HOSPITAL OF OCALA		24	1	4%	25
MINUTECLINIC, LLC, DBA MINUTECLINIC #2544		24	1	4%	25
ST. CLOUD HOSPITAL		20	5	20%	25
CVA MINUTE CLINIC DIAGNOSTIC OF VIRGINIA, LLC		24	1	4%	25
COASTAL COMPLETE CARE		11	14	56%	25
LEE COMMUNITY HEALTHCARE INC CAPE CORAL		25			25
SUNQUEST		3	22	88%	25
FORT SANDERS REGIONAL LABORATORY		25			25
HALIFAX HEALTH URGENT CARE		4	21	84%	25
FEDERAL PRISON CAMP PENSACOLA			25	100%	25
MEDEXPRESS URGENT CARE - BLOOMINGTON		22	3	12%	25
MINUTECLINIC DIAGNOSTIC OF TN PC #6435		23	2	8%	25
ENCOMPASS HOME HEALTH OF THE SOUTHEAST LLC		23	2	8%	25

COVID-19: testing by laboratory

Data through Apr 13, 2021 verified as of Apr 14, 2021 at 09:25 AM

Data in this report are provisional and subject to change.

The numbers in the table below represent the number of Florida and non-Florida residents for whom test results were received by the Department of Health. A person can be tested by more than one laboratory and can have both positive and negative results. **Therefore, the sum of the numbers in each column will be larger than the total number of people tested.**

Reporting lab	Inconclusive	Negative	Positive	Percent positive	Total
WESTPAC LABS		1	24	96%	25
ADVENT HEALTH - LAKE MARY PEDIATRICS		16	9	36%	25
MID FLORIDA PATHOLOGY LLC		23	1	4%	24
ROWLETT MIDDLE ACADEMY		22	2	8%	24
UNIV OF NORTH ALABAMA HEALTH CENTER		22	2	8%	24
WELLNOW URGENT CARE		23	1	4%	24
EDWARD S BENNETT MD PLLC		24			24
PHYSICIANS PRIMARY CARE OF SW FLORIDA PL		24			24
CVS NC3516POCT WINSTON SALEM		22	2	8%	24
UAH STUDENT HEALTH CENTER		17	7	29%	24
SENIOR HEALTH OF WINTER PARK DUNDEE		24			24
MADISON COUNTY MEMORIAL HOSP		12	12	50%	24
CENTERPLACE HEALTH		3	21	88%	24
HOWARD BEACH URGENT CARE		22	2	8%	24
MED PLUS FLORENCE		20	4	17%	24
WESTMINSTER WOODS ON JULINGTON CREEK		22	2	8%	24
CVS NC7047POCT DURHAM		24			24
FINLAY C. LABORATORY		4	20	83%	24
JUST FOR KIDS PEDIATRICS		5	19	79%	24
TREASURE COAST URGENT CARE			24	100%	24
ALAN SERURE MD		24			24
CL BRUMBACK PRIMARY CARE CLINIC LANTANA		2	22	92%	24
JESSIE TRICE COMMUNITY HEALTH SYSTEM, INC		8	16	67%	24
FLORIDA MEDICAL CLINIC - NEW TAMPA		19	5	21%	24
URGENT CARE USA			24	100%	24
PALMS MEDICAL GROUP - LAKE CITY WEST		3	21	88%	24
South Heritage Health and Rehab		24			24
HEALTH MED CENTERS		24			24
NEWYORK-PRESBYTERIAN/ LAWRENCE HOSPITAL LABORATORY		22	2	8%	24
UTAH DEPARTMENT OF HEALTH			24	100%	24
CSH LAKE ORIENTA LP		24			24
INNOVATIVE RESEARCH OF WEST FLORIDA		21	3	13%	24
JUPITER MEDICAL CENTER			24	100%	24
PIERCE INSTRUMENTS INC		23	1	4%	24
SOMA MEDICAL CENTER # 4		2	22	92%	24
SENIOR LIVING IV SUN CITY LLC		17	7	29%	24
TIMBERLANE LODGE ALF	1	16	7	29%	24
THE CHAPPEL GROUP RESEARCH		24			24
NEW YORK METHODIST HOSPITAL		20	4	17%	24
SARASOTA MEMORIAL NURSING & REHABILITATION CTR		24			24
HENNEPIN COUNTY MEDICAL CENTER (HCMC)		13	11	46%	24
PRIME CARE ONE LLC/HARBORCHASE OF VENICE			24	100%	24
NOVANT HEALTH		18	6	25%	24
MINUTECLINIC DIAGNOSTIC OF TN PC #378		21	3	13%	24
ENCOMPASS HEALTH REHABILITATION HOSPITAL OF MIAMI		23	1	4%	24
STATE LAB		2	22	92%	24

COVID-19: testing by laboratory

Data through Apr 13, 2021 verified as of Apr 14, 2021 at 09:25 AM

Data in this report are provisional and subject to change.

The numbers in the table below represent the number of Florida and non-Florida residents for whom test results were received by the Department of Health. A person can be tested by more than one laboratory and can have both positive and negative results. **Therefore, the sum of the numbers in each column will be larger than the total number of people tested.**

Reporting lab	Inconclusive	Negative	Positive	Percent positive	Total
TARPON BAYOU CENTER			24	100%	24
VILLAGES REHABILITATION AND NURSING CENTER		24			24
ADEPT INPATIENT MEDICAL SERVICES PC		24			24
HERITAGE OAKS ASSISTED LIVING & MEMORY CARE		20	4	17%	24
AVENTIS BIO-SERVICES CTL		24			24
RAINBOW PEDIATRIC CENTER		2	22	92%	24
LABORATORY DYNAMICS		20	4	17%	24
ATRIA AT ST JOSEPHS		24			24
ST VINCENT'S EAST		22	2	8%	24
PACIFICA SENIOR LIVING FORT MYERS		15	9	38%	24
COURTYARDS OF ORLANDO		24			24
GILCHRIST COUNTY JAIL		21	2	9%	23
MEDPEDS ASSOCIATES OF SARASOTA PA		20	3	13%	23
WUESTHOFF MEDICAL CENTER-MELBOURNE			23	100%	23
NORTHWEST FLORIDA COMMUNITY HOSPITAL 3RD FLOOR		21	2	9%	23
ST ELIZABETH MEDICAL CENTER LABORATORY		20	3	13%	23
PRIMECARE AT PORT ORANGE		4	19	83%	23
SOUTH NASSAU COMMUNITIES HOSPITAL		19	4	17%	23
OMEGA LABORATORIES		19	4	17%	23
FLORENCE J HUNT STUDENT WELLNESS CENTER - HEALTH SERVICES (ABBOTT)		23			23
UF HEALTH NORTH JACKSONVILLE			23	100%	23
NOBLE SENIOR LIVING		3	20	87%	23
BAYFRONT FAMILY HEALTH CENTER		3	20	87%	23
SONATA BOYNTON BEACH		21	2	9%	23
EGL GENETIC DIAGNOSTICS		1	22	96%	23
CITY OF NAPLES FIRE RESCUE		19	4	17%	23
CORE LABORATORY		1	22	96%	23
MINUTE CLINIC DIAGNOSTIC OF TEXAS, LLC		20	3	13%	23
ISLAND COAST PEDIATRICS PA		22	1	4%	23
BOZEMAN HEALTH DEACONESS HOSPITAL		18	5	22%	23
ADVANCED URGENT CARE CENTER		7	16	70%	23
ROSS MEDICAL GROUP			23	100%	23
UNIVERSITY HILLS HEALTH AND REHABILITATION CENTER		18	5	22%	23
ADIRONDACK MEDICAL CENTER		23			23
NEW JERSEY		22	1	4%	23
CARESPOT		2	21	91%	23
WOODHOUSE INC		17	6	26%	23
LAKEVIEW HEALTH CARE SYSTEMS		9	14	61%	23
PASSPORT HEALTH OF TAMPA BAY		20	3	13%	23
HENDRY REGIONAL CORPORATE HEALTH			22	100%	22
PEDIATRICS IN BREVARD-COCOA BEACH		17	5	23%	22
ROCKLEDEGE REGIONAL MEDICAL CENTER		17	5	23%	22
MORNINGSIDE MANOR & VILLA ADULT CARE C		22			22
OHIO CVS STORES, LLC DBA		19	3	14%	22
UNDERGROUND FREE CLINIC		22			22
DALE MEDICAL CENTER		17	5	23%	22

COVID-19: testing by laboratory

Data through Apr 13, 2021 verified as of Apr 14, 2021 at 09:25 AM

Data in this report are provisional and subject to change.

The numbers in the table below represent the number of Florida and non-Florida residents for whom test results were received by the Department of Health. A person can be tested by more than one laboratory and can have both positive and negative results. **Therefore, the sum of the numbers in each column will be larger than the total number of people tested.**

Reporting lab	Inconclusive	Negative	Positive	Percent positive	Total
ESOTERIX GENETIC LABORATORIES		17	5	23%	22
ORANGE REGIONAL MEDICAL CENTER LABORATORY		17	5	23%	22
MINUTECLINIC DIAGNOSTIC OF ILLINOIS L		17	5	23%	22
SOLE HEALTH LLC		22			22
MARQUES PEDIATRICS			22	100%	22
DOCTORS MEDICAL CENTER OF WALTON COUNTY CLINIC			22	100%	22
LIFELINK TISSUE BANK D/B/A LIFELINK TISSUE BANK		18	4	18%	22
PRIMARY CARE SPECIALISTS OF ORLANDO LLC		17	5	23%	22
BASSETTI & ASSOCIATES, MD, PA			22	100%	22
FLORIDA PEDIATRICS		6	16	73%	22
MORRIS PARK URGENT CARE		19	3	14%	22
GRAND VILLA OF MELBOURNE		20	2	9%	22
EBEIDS MD PEDIATRICS		19	3	14%	22
MOBILE DIVISION LABORATORY		7	15	68%	22
FAMILY AND AFTER HOURS CARE		22			22
OLIVE BRANCH HEALTH AND REHABILITATION CENTER			22	100%	22
NEW YORK PRESBYTERIAN - ALLEN HOSPITAL		22			22
BETHESDA HEALTH PHYSICIAN GROUP INC			22	100%	22
ST VINCENT'S URGENT CARE		19	3	14%	22
GLEN COVE HOSPITAL		22			22
APOLLO SURGERY CENTER		20	2	9%	22
WELLMED AT LAKE COPELAND		16	6	27%	22
VENICE REGIONAL BAYFRONT HEALTH			22	100%	22
CVS NC7588POCT ASHEVILLE		19	3	14%	22
Wesley Place on Honeysuckle		20	2	9%	22
ERIC C MARSHAL MD, PC DBA MINUTECLINIC		21	1	5%	22
ADVANCED HEALTHCARE ASSOCIATES		20	2	9%	22
OCEANSIDE URGENT CARE		22			22
KELLY'S ASSISTED LIVING FACILITY		22			22
MINUTECLINIC DIAGNOSTIC OF TN PC #320		14	8	36%	22
TEN HEALTHCARE		6	16	73%	22
PULSE MEDICAL GROUP INC			22	100%	22
SEAGRASS VILLAGE			22	100%	22
REGENEXX TAMPA BAY		19	3	14%	22
HARBOUR ISLAND PEDIATRICS		13	9	41%	22
STEWARD MEDICAL GROUP INC			22	100%	22
MEDI STATION			22	100%	22
JACK BANDEL MD PA		22			22
MARATHON HEALTH FOR LIFE		19	3	14%	22
FORT PIERCE FAMILY CARE INC		16	6	27%	22
CHARLOTTE CHD PORT CHARLOTTE		18	4	18%	22
DIACARTA INC.		22			22
GRAND VILLA OF DELRAY EAST		22			22
LEE COMMUNITY HEALTHCARE INC NORTH FORT MYERS		22			22
MINUTECLINIC DIAGNOSTIC OF NORTH		19	3	14%	22
FLORIDA HOSPITAL LABS		12	10	45%	22

COVID-19: testing by laboratory

Data through Apr 13, 2021 verified as of Apr 14, 2021 at 09:25 AM

Data in this report are provisional and subject to change.

The numbers in the table below represent the number of Florida and non-Florida residents for whom test results were received by the Department of Health. A person can be tested by more than one laboratory and can have both positive and negative results. **Therefore, the sum of the numbers in each column will be larger than the total number of people tested.**

Reporting lab	Inconclusive	Negative	Positive	Percent positive	Total
FLUSHING HOSPITAL MEDICAL CENTER		18	4	18%	22
ELAN SPANISH SPRINGS		4	18	82%	22
POINT OF CARE CLINICS PRIMARY CARE		20	1	5%	21
Citymd Of Lacey		18	3	14%	21
COLUMBIA MEMORIAL HOSPITAL		21			21
TENNESSEE DEPARTMENT OF HEALTH		15	6	29%	21
HOPE HEALTHCARE		21			21
West Gate Village, LLC		21			21
PALM BAY FAMILY PRACTICE		4	17	81%	21
WALGREENS #04618		18	3	14%	21
MINUTECLINIC DIAGNOSTIC OF TN PC #6363		18	3	14%	21
LAKE HOWARD HEIGHTS	1	18	2	10%	21
SOUTH CAROLINA DEPARTMENT OF HEALTH			21	100%	21
USCG AIR STATION CLEARWATER CLINIC		20	1	5%	21
GEORGIA HEART CENTER (MSC 53), NAVICEN		19	2	10%	21
CLINICAL PATHOLOGY LABORATORIES SOUTHEAST			21	100%	21
Z UROLOGY		21			21
DSI MANAGEMENT LLC		21			21
MINUTECLINIC DIAGNOSTIC OF NORTH CAROLINA PC		18	3	14%	21
PRIMECARE OF DOTHAN-DALEVILLE CLINIC		16	5	24%	21
JEFFERSON K-12, A SOMERSET SCHOOL- CLINIC		17	4	19%	21
GUARDANT HEALTH		15	6	29%	21
TREEHOUSE PEDIATRICS		19	2	10%	21
COASTAL FAMILY PRACTICE		13	8	38%	21
ESTATES MEDICAL CENTER		12	9	43%	21
MINUTECLINIC DIAGNOSTICS MEDICAL GROUP		20	1	5%	21
ROCKLEDGE FAMILY HEALTH			21	100%	21
CVS MINUTE CLINIC DIAGNOSTIC OF TEXAS LLC		17	4	19%	21
ARDEN COURTS OF WINTER SPRINGS		18	3	14%	21
CONNECTDX		6	15	71%	21
INTERNATIONAL MEDICAL LABORATORY INC		21			21
UPMC CHAUTAUQUA AT WCA LABORATORY		20	1	5%	21
PEDIATRIC ASSOCIATES PA		17	4	19%	21
CARENOW URGENT CARE-BRENTWOOD		15	6	29%	21
ST JUDE CHILDRENS RESEARCH HOSPITAL		21			21
MINUTECLINIC MINUTECLINIC #8746		19	1	5%	20
BAPTIST PEDIATRICS		16	4	20%	20
PRIMARY CARE MEDICINE	1	13	6	30%	20
ADVENT HEALTH - KISSIMMEE		6	14	70%	20
Sovereign Laboratory Services, LLC		17	3	15%	20
BROOKDALE MANDARIN CENTRAL		7	13	65%	20
BAYFRONT HMA CONVENIENT CARE, LLC		2	18	90%	20
STATEN ISLAND UNIVERSITY HOSPITAL		19	1	5%	20
WINSHIPS PHARMACY INC		20			20
THE VILLAGES HEALTH		12	8	40%	20
WACO HHSSURGEWACO	1	16	3	15%	20

COVID-19: testing by laboratory

Data through Apr 13, 2021 verified as of Apr 14, 2021 at 09:25 AM

Data in this report are provisional and subject to change.

The numbers in the table below represent the number of Florida and non-Florida residents for whom test results were received by the Department of Health. A person can be tested by more than one laboratory and can have both positive and negative results. **Therefore, the sum of the numbers in each column will be larger than the total number of people tested.**

Reporting lab	Inconclusive	Negative	Positive	Percent positive	Total
RHODE ISLAND DEPARTMENT OF HEALTH			20	100%	20
PALM BEACH GARDENS MEDICAL CENTER			20	100%	20
CONSOLIDATED LAB SERVICES		10	10	50%	20
DIXIE COUNTY HEALTH DEPARTMENT		13	7	35%	20
LAKE WORTH MANOR		19	1	5%	20
BAYCARE MEDICAL GROUP INC			20	100%	20
PROFESSIONAL PARK PEDIATRICS PA			20	100%	20
PIEDMONT HOSPITAL CLINICAL LABORATORY		19	1	5%	20
PONCE PLAZA NURSING & REHAB CENTER		4	16	80%	20
REDITUS LABORATORIES			20	100%	20
MINUTECLINIC DIAGNOSTIC PA		18	2	10%	20
ANYTIME LAB, LLC		18	2	10%	20
MIAMI BEACH MEDICAL GROUP			20	100%	20
CVS HEALTH, #3396		18	2	10%	20
ODYSSEY HEALTHCARE OF MARION COUNTY, LLC		19	1	5%	20
CARESPOT OF NOCATEE		1	19	95%	20
BAY PEDIATRICS PA		18	2	10%	20
DEPT OF VA MEDICAL CENTER - BAY PINES			20	100%	20
WINTER PARK FAMILY PRACTICE LLC		17	3	15%	20
HARLEM HOSPITAL CENTER		19	1	5%	20
MEDICAL EXPRESS CORP		18	2	10%	20
BAPTIST MEDICAL GRP URGENT CARE & OCC HEALTH AIRPO		20			20
MCWHORTER SCHOOL OF PHARMACY		20			20
VIERA FAMILY MEDICINE AND WELLNESS		16	4	20%	20
TGH MEDICAL GROUP LABORATORY CARROLLWOOD			20	100%	20
GOOD SAMARITAN SOCIETY OF DAYTONA		16	4	20%	20
BEST MEDICAL CENTER		11	9	45%	20
GLEN OAKS URGENT CARE		18	2	10%	20
HEALTHY MINORS, LLC.		20			20
FAMILY CARE CYPRESS CREEK		1	18	95%	19
ROYAL PALM MEDICAL GROUP, INC		19			19
HELIX DIAGNOSTICS			19	100%	19
MORTON PLANT NORTH BAY HOSPITAL			19	100%	19
FORT WALTON BEACH DEVELOPMENTAL CENTER		18	1	5%	19
JACKSON NORTH MEDICAL CENTER		2	17	89%	19
MAITLAND PRIMARY CARE		9	10	53%	19
ST CATHERINE OF SIENA HOSPITAL		17	2	11%	19
GENTIVA HEALTH SERVICES		17	2	11%	19
NANO HEALTH ASSOCIATES LLC		19			19
BAYVIEW MEDICAL		19			19
LOVING CARE OF THE TREASURE COAST LLC	1	13	5	26%	19
PATIENTS CHOICE LAB OF IND, LLC		16	3	16%	19
OCEAN REEF MEDICAL CENTER, LLC			19	100%	19
BAPTIST MEMORIAL HEALTH CARE		17	2	11%	19
BROWNE MEDICAL		17	2	11%	19
BARTON FAMILY PRACTICE		8	11	58%	19

COVID-19: testing by laboratory

Data through Apr 13, 2021 verified as of Apr 14, 2021 at 09:25 AM

Data in this report are provisional and subject to change.

The numbers in the table below represent the number of Florida and non-Florida residents for whom test results were received by the Department of Health. A person can be tested by more than one laboratory and can have both positive and negative results. **Therefore, the sum of the numbers in each column will be larger than the total number of people tested.**

Reporting lab	Inconclusive	Negative	Positive	Percent positive	Total
COMMUNITY HOME HEALTH CARE		19			19
ALL PEDIATRIC CARE			19	100%	19
BRIDGEWAY HEALTH CLINICS INC			19	100%	19
CARE POINT HEALTH & WELLNESS CENTER		19			19
MINUTECLINIC DIAGNOSTIC OF MICHIGAN PC		18	1	5%	19
NAVAL MEDICAL CENTER SAN DIEGO			19	100%	19
COMMONWEALTH OF MASSACHUSETTS			19	100%	19
MED HEALTH SERVICES		18	1	5%	19
TEXAS DEPARTMENT OF STATE HEALTH SERVICES		3	16	84%	19
CVS NV3210POCT LAS VEGAS		18	1	5%	19
AUBURN COMMUNITY HOSPITAL		17	2	11%	19
NO NAME		8	11	58%	19
CORNER OAK ESTATE LLC		19			19
FLORIDA COMMUNITY HEALTH CENTER OF ST. LUCIE		1	18	95%	19
ST. JUDES LABORATORIES		13	6	32%	19
SEVEN RIVERS REGIONAL MEDICAL CENTER		5	14	74%	19
INTEGRATED REGIONAL LABORATORIES - LARGO			19	100%	19
OHSU MOLECULAR MICROBIOLOGY LAB		18	1	5%	19
URGENT TEAM		16	3	16%	19
LAB INTERMARKET FACILITY LAB		1	18	95%	19
FLORIDA HOSPITAL WINTER GARDEN		15	4	21%	19
REGENCY SQUARE MALL - SEARS		3	16	84%	19
FIRST CHOICE PEDIATRICS WINTER SPRINGS		14	5	26%	19
Florala Health and Rehabilitation, LLC		18	1	5%	19
CLEVELAND CLINIC FLORIDA		1	18	95%	19
STONE WASH CLINICAL LABORATORIES		2	17	89%	19
ANYLABTESTNOW		6	13	68%	19
49D2045214PHYSICIAN OFFICEWAIVERMEDEXPRESS URGENT CARE - HARRISONBU		10	9	47%	19
ELTINGVILLE CIRCLE URGENT CARE		18	1	5%	19
EMERALD COAST HOSPICE - CRESTVIEW		19			19
CLERMONT ADVENTHEALTH CENTRA CARE		1	18	95%	19
TRINITY MEDICAL ASSOCIATES LLC			19	100%	19
SHELBY BAPTIST MEDICAL CENTER		14	5	26%	19
GRACE WELLNESS CENTER		8	11	58%	19
LPG PRIMARY CARE AT COLONIAL CENTER DRIVE		17	2	11%	19
MICHELLE S PAGE MD PA		18	1	5%	19
MONROE COUNTY DETENTION CENTER			19	100%	19
CAREHERE- LCS LEESBURG			19	100%	19
WESTPAC LABS INC	1	8	10	53%	19
VA MEDICAL CENTER			19	100%	19
FOX FAMILY PRACTICE		19			19
ENCOMPASS HEALTH REHABILITATION		17	2	11%	19
WALGREEN EASTERN CO, INC		18			18
URGENT CARE AT LONGWOOD			18	100%	18
HARTFORD HOSPITAL ANCILLARY LAB		17	1	6%	18
INTERMOUNTAIN CENTRAL LAB		1	17	94%	18

COVID-19: testing by laboratory

Data through Apr 13, 2021 verified as of Apr 14, 2021 at 09:25 AM

Data in this report are provisional and subject to change.

The numbers in the table below represent the number of Florida and non-Florida residents for whom test results were received by the Department of Health. A person can be tested by more than one laboratory and can have both positive and negative results. **Therefore, the sum of the numbers in each column will be larger than the total number of people tested.**

Reporting lab	Inconclusive	Negative	Positive	Percent positive	Total
ADVENT HEALTH - WINTER HAVEN		8	10	56%	18
XPRESS WELLNESS URGENT CARE			18	100%	18
DOC PAM PA		17	1	6%	18
GRAND AVE PHARMACY		1	17	94%	18
MARION COUNTY HEALTH DEPARTMENT		17	1	6%	18
TPCA CLINICAL LABORATORIES		15	3	17%	18
TENDER CARE ALF		18			18
ST ANTHONY'S HOSP PATIENT CARE SERVICE			18	100%	18
PRATTVILLE BAPTIST HOSPITAL		14	4	22%	18
107TH PLACE GROUP HOME		18			18
ADVENTHEALTH MEDICAL GROUP PEDIATRICS AT		4	14	78%	18
CABOT RESERVE ON THE GREEN		18			18
CITY OF LAKE MARY EMPLOYEE HEALTH CENTER		16	2	11%	18
MC DIAGNOSTIC OF CONNECTICUT, PC #775		17	1	6%	18
COLLEGE POINT URGENT CARE		15	3	17%	18
ADVENTIST HEALTH SYSTEM		16	2	11%	18
MINUTECLINIC DIAGNOSTIC OF TEXAS LLC		16	2	11%	18
AURORA DIAGNOSTICS		6	12	67%	18
CVS MINUTE CLINIC DIAGNOSTIC OF TN #6044		16	2	11%	18
ASCENSION ST VINCENT'S PRIMARY CARE		1	17	94%	18
OSCEOLA ALF OPERATOR, LLC DBA☐		18			18
VALLEY IMMEDIATE CARE		16	2	11%	18
CHIPOLA QUICK CARE		14	4	22%	18
INTEGRATED FAMILY MEDICAL CENTER			18	100%	18
FORT HAMILTON URGENT CARE		18			18
BRONSON FIRE DEPARTMENT		18			18
BROOKDALE ST AUGUSTINE		1	17	94%	18
IONA COLLEGE HEALTH & WELLNESS CENTER		18			18
STAT MEDICAL CLINIC III INC		12	6	33%	18
CVS NC4165POCT BREVARD		11	7	39%	18
ENCORE AT BOCA RATON, THE			18	100%	18
MAIMONIDES MEDICAL CENTER		15	3	17%	18
MADISON CORE LABORATORIES		17	1	6%	18
AURORA UNIVERSITY WELLNESS CENTER		18			18
THE CANOPY AT HARPER LAKE	1		17	94%	18
MINUTECLINIC #8699		14	4	22%	18
MINUTECLINIC DIAGNOSTIC OF RHODE ISLAND, LLC #590		17	1	6%	18
GENERAL INTERNAL MEDICINE MEDICAL CTR CLINIC		13	5	28%	18
MOORINGS PARK OAKSTONE AT GREY OAKS		17	1	6%	18
MI CASA DORADA ASSISTED LIVING FACILIT		18			18
MD PLUS URGENT CARE, LLC			18	100%	18
MEDEXPRESS URGENT CARE, MOON TOWNSHIP		17	1	6%	18
MEDEXPRESS URGENT CARE - TIMBERLAKE		16	2	11%	18
PEPIN ACADEMIES-PASCO		18			18
MINUTECLINIC, LLC #4507		16	2	11%	18
MINUTECLINIC DIAGNOSTIC OF TN PC #566		14	4	22%	18

COVID-19: testing by laboratory

Data through Apr 13, 2021 verified as of Apr 14, 2021 at 09:25 AM

Data in this report are provisional and subject to change.

The numbers in the table below represent the number of Florida and non-Florida residents for whom test results were received by the Department of Health. A person can be tested by more than one laboratory and can have both positive and negative results. **Therefore, the sum of the numbers in each column will be larger than the total number of people tested.**

Reporting lab	Inconclusive	Negative	Positive	Percent positive	Total
UM MILLER SCHOOL OF MEDICINE			18	100%	18
EMORY CRAWFORD LONG HOSPITAL LABORATOR		16	2	11%	18
ROBERT WOOD JOHNSON UNIVERSITY HOSP		16	2	11%	18
CRANES VIEW LODGE			18	100%	18
ASHRAF MEDICAL GROUP PLLC DBA PULSE M		17	1	6%	18
ADVENTHEALTH MEDICAL GROUP		12	6	33%	18
MINUTECLINIC, LLC #1586		13	5	28%	18
PPD - IXLAYER		17	1	6%	18
CITY OF CLEARWATER EMPLOYEE HEALTH CENTER		7	11	61%	18
BAY COUNTY HEALTH DEPARTMENT		14	4	22%	18
CARESPOT EXPRESS HEALTHCARE			17	100%	17
WALGREENS_COCONUT CREEK		13	4	24%	17
COAST MED URGENT CARE		16	1	6%	17
MARCO DRUGS AND COMPOUNDING		13	4	24%	17
KIDS CARE PEDIATRICS PA			17	100%	17
HEALTHCARE NOW			17	100%	17
CALLAWAY CLINIC		12	5	29%	17
BROOKDALE CROWN POINT			17	100%	17
ESTATES MEDICAL CENTER INC		4	13	76%	17
KIDSWOOD PEDIATRICS CORP		6	11	65%	17
ABC PEDIATRICS OF PORT ST LUCIE		15	2	12%	17
URGENT CARE WEST CLINIC		14	3	18%	17
ST JOSEPH HOSPITAL		16	1	6%	17
PARRISH HEALTH CENTER		14	3	18%	17
YUSRA MEDICAL ASSOCIATES PA		14	3	18%	17
GENETIC TECHNOLOGICAL INNOVATIONS			17	100%	17
FRUITVILLE URGENT CARE			17	100%	17
INN AT LAKE SEMINOLE SQUARE, THE		17			17
URGENT CARE OF NEW YORK		16	1	6%	17
PREMIUM HEALTH CARE			17	100%	17
UNIVERSITY OF ALABAMA - FUNGAL REFERENCE LABORATORY		12	5	29%	17
RESOLVE MOLECULAR DIAGNOSTICS		13	4	24%	17
BAY BREEZE HEALTH AND REHABILITATION CENTER		9	8	47%	17
AVALON FAMILY RESORT ASSISTED LIVING LLC		17			17
TGH URGENT CARE – WESLEY CHAPEL			17	100%	17
CLEVELAND CLINIC			17	100%	17
LPG PRIMARY CARE AT MATTHEW DRIVE		16	1	6%	17
LAKELAND HILLS CENTER		10	7	41%	17
MINUTE CLINIC DIAGNOSTIC OF TN PC #64		16	1	6%	17
CARE NOW, INC		13	4	24%	17
DIEGO FALLON MD PA		6	11	65%	17
CITY OF SANFORD EMPLOYEE HEALTH AND		16	1	6%	17
FAST PACE MEDICAL CLINIC PLLC		15	2	12%	17
MEDEXPRESS URGENT CARE - SEMINOLE SQAU		15	2	12%	17
MINUTE-CLINIC DIAGNOSTIC OF VIRGINIA		14	3	18%	17
PRIMARY CARE WALK IN CLINIC PLLC			17	100%	17

COVID-19: testing by laboratory

Data through Apr 13, 2021 verified as of Apr 14, 2021 at 09:25 AM

Data in this report are provisional and subject to change.

The numbers in the table below represent the number of Florida and non-Florida residents for whom test results were received by the Department of Health. A person can be tested by more than one laboratory and can have both positive and negative results. **Therefore, the sum of the numbers in each column will be larger than the total number of people tested.**

Reporting lab	Inconclusive	Negative	Positive	Percent positive	Total
MASSACHUSETTS GENERAL HOSPITAL		1	16	94%	17
YORKVILLE PEDIATRIC URGENT CARE		17			17
LYNN KEEFE, MD PEDIATRICS		14	3	18%	17
MC DIAGNOSTIC OF CONNECTICUT, PC #1960		17			17
MINUTECLINIC, LLC, #4160		13	4	24%	17
UVMMC MICROBIOLOGY		16	1	6%	17
ALBIBI		1	16	94%	17
BLOUNT MEMORIAL HOSPITAL		14	3	18%	17
MINUTE CLINIC		1	16	94%	17
UNIVERSITY LAB			17	100%	17
WELLINGTON FAMILY PRACTICE		13	4	24%	17
UC HEALTH UNIVERSITY HOSPITAL		14	3	18%	17
KETAMINE HEALTH CENTERS AT BONITA SPRINGS, LLC		16			16
SANTA ROSA COUNTY JAIL - WELLPATH			16	100%	16
MEDEXPRESS URGENT CARE - ROBINSON TWP, STEUBENVILLE PIKE		14	2	13%	16
HAWTHORNE INN OF LAKELAND		16			16
GRAND VILLA OF SARASOTA		15	1	6%	16
MILLENNIUM PHYSICIAN GRP LLC NAPLES PINE RIDGE			16	100%	16
STARLING AT NOCATEE			16	100%	16
ADVENT HEALTH - ZEPHYRHILLS			16	100%	16
NORTHWEST FLORIDA SLEEP		1	15	94%	16
GRADY HEALTH SYSTEM		16			16
MINNEOLA PLACE A HOMEBRIDGE COMMUNITY		16			16
KIMBERLY J HENDERSON MD PC		15	1	6%	16
NORTHWEST FLORIDA ENT, PA		5	11	69%	16
OKEECHOBEE HEALTHCARE FACILITY			16	100%	16
SOMA MEDICAL CENTER PA			16	100%	16
MONTEFIORE ST LUKE'S CORNWALL HOSPITAL		12	4	25%	16
ST AUGUSTINE PLANTATION		1	15	94%	16
URGENT CARE CLINIC OF LINCOLN		14	2	13%	16
PRO HEALTH FAMILY PHYSICIANS, NYSTROM		16			16
GAMMA DIAGNOSTIC LAB LLC			16	100%	16
HODGES CLUSTER		2	14	88%	16
TINA'S ASSISTED LIVING FACILITY CORP		16			16
EAR NOSE & THROAT ASSOCIATES OF MANATEE PA		16			16
GOOD SAMARITAN SOCIETY		16			16
HEALTH CENTRAL HOSPITAL			16	100%	16
MINUTECLINIC, LLC, DBA MINUTECLINIC #6		14	2	13%	16
SEBRING PEDIATRICS LLC			16	100%	16
PROMEDICA LABORITORIES		11	5	31%	16
SRMC AVALON		9	7	44%	16
XERA MED RESEARCH			16	100%	16
PANAMA CITY VITAS HOSPICE		16			16
CVS MINUTE CLINIC DIAGNOSTIC OF WISCONSIN		16			16
VENICE URGENT CARE – GULF COAST			16	100%	16
TMH FSU RAPID LABORATORY		2	14	88%	16

COVID-19: testing by laboratory

Data through Apr 13, 2021 verified as of Apr 14, 2021 at 09:25 AM

Data in this report are provisional and subject to change.

The numbers in the table below represent the number of Florida and non-Florida residents for whom test results were received by the Department of Health. A person can be tested by more than one laboratory and can have both positive and negative results. **Therefore, the sum of the numbers in each column will be larger than the total number of people tested.**

Reporting lab	Inconclusive	Negative	Positive	Percent positive	Total
INTERNAL MEDICINE ASSOCIATES & SPECIALTIES INC		15	1	6%	16
URGENT CARE & FAMILY PRACTICE CENTER			16	100%	16
SUFFRIDGE DRIVE GROUP HOME		16			16
UNAVAILABLE/UNKNOWN/NO INFORMATION FOUND			16	100%	16
MINUTE CLINIC DIAGNOSTIC OF SOUTH CAROLINA		12	4	25%	16
JS HEALTHCARE INC		16			16
UNIVERSITY OF MIAMI MILLER SCHOOL			16	100%	16
Lab MSMC Hialeah			16	100%	16
RICH STREET GROUP HOME		9	7	44%	16
DR PHILLIPS MEDICAL WELLNESS CENTER		13	3	19%	16
BVL PEDIATRICS		14	2	13%	16
FLORIDA MEDICAL ASSOCIATES LLC		9	7	44%	16
CRUCIAL CARE		10	6	38%	16
MORTON PLANT MEASE			16	100%	16
JOSEPH MIGNOGNA		13	3	19%	16
MIRIMUS INC		1	15	94%	16
DAVITA DIALYSIS		4	12	75%	16
PRESBYTERIAN MEDICAL SERVICES		16			16
NOVANT HEALTH GOHEALTH URGENT CARE-HARRISBURG		8	8	50%	16
LAKE BUTLER HOSPITAL		16			16
MEDICINE AT LONGWOOD		16			16
MEDEXPRESS URGENT CARE LEWISBURG		15	1	6%	16
BONIFAY NURSING AND REHABILITATION CENTER			16	100%	16
J AND J VISTAKON EMPLOYEE HEALTH CENTER		15	1	6%	16
COMMUNITY HEALTH OF SOUTH FLORIDA INC			16	100%	16
HUDSON VALLEY HOSPITAL CENTER LABORATORY		15	1	6%	16
FAST TRACK URGENT CARE CENTER - TYRONE			16	100%	16
CLINIC OF PEDIATRICS & GI MEDICINE INC		1	15	94%	16
BERGEN NEW BRIDGE M		14	2	13%	16
ALL FLORIDA FAMILY & SPORTS MEDICINE		15	1	6%	16
LAKEWOOD RANCH MEDICAL CENTER CLINICAL LAB			16	100%	16
MEDEXPRESS URGENT CARE - LAFAYETTE		14	1	7%	15
CUSTEAD CARE CENTER HAVEN HOSPICE		12	3	20%	15
CARENOW URGENT CARE-DONELSON		12	3	20%	15
MEDEXPRESS URGENT CARE- MARYLAND		14	1	7%	15
ORLANDO FAMILY PHYSICIANS INC		10	5	33%	15
BESSENT ROAD GROUP HOME		15			15
WALK IN URGENT CARE			15	100%	15
NORTHERN WESTCHESTER HOSPITAL LABORATORY		13	2	13%	15
DIATHERIX		13	2	13%	15
FLORIDA DEPARTMENT OF HEALTH IN HILLSBOROUGH COUNTY		1	14	93%	15
BAPTIST MEDICAL CENTER EAST		11	4	27%	15
WALGREENS #07936		14	1	7%	15
ORLANDO HEALTH		2	13	87%	15
INFEXIONSHIELD INC.		15			15
OPIS ISLAND LAKE CENTER		13	2	13%	15

COVID-19: testing by laboratory

Data through Apr 13, 2021 verified as of Apr 14, 2021 at 09:25 AM

Data in this report are provisional and subject to change.

The numbers in the table below represent the number of Florida and non-Florida residents for whom test results were received by the Department of Health. A person can be tested by more than one laboratory and can have both positive and negative results. **Therefore, the sum of the numbers in each column will be larger than the total number of people tested.**

Reporting lab	Inconclusive	Negative	Positive	Percent positive	Total
HUNTINGTON URGENT CARE		14	1	7%	15
LILY'S PROMISE AL#12775		15			15
MEADOWCREST MOLECULAR DIAGNOSTICS, LLC			15	100%	15
HEALTH MED HOME CARE, LLC		15			15
UNIVERSITY HOSPITAL UC HEALTH		11	4	27%	15
SELECT PHYSICIANS ALLIANCE PL		15			15
COMPREHENSIVE CHILDCARE ASSOCIATES		8	7	47%	15
HOLLEY-NAVARRE MEDICAL CLINIC		5	10	67%	15
MEDLAB ASSOCIATES LLC		15			15
Astoria Health and Rehab		15			15
FAMILY CARE			15	100%	15
GNT ASSOCIATES		14	1	7%	15
WELLMED AT BRANDON REGIONAL		9	6	40%	15
BAYA URGENT CARE LLC		1	14	93%	15
MINUTE CLINIC LLC #5733		15			15
SINAI HOSPITAL OF BALTIMORE		15			15
TELEVISIT MALABAR PEDIATRICS		5	10	67%	15
SOMA MEDICAL CENTER, PA #4 FLORIDA MANGO			15	100%	15
HAVEN HOSPICE IN CHIEFLAND		9	6	40%	15
DELIVER MY MEDS CORP		15			15
CARDIOTHORACIC SURGERY OF HYDE PARK			15	100%	15
OPTIONS FOR SENIORS INC DBA PALM KREST MANOR		12	3	20%	15
PREMIER LABORATORY SERVICES, LLC		5	10	67%	15
LONG ISLAND JEWISH VALLEY STREAM		14	1	7%	15
FAMILY CARE CENTER OF ARLINGTON		10	5	33%	15
BIOREFERENCE LABORATORIES		5	10	67%	15
GUIDEWELL EMERGENCY MEDICINE DOCTORS LLC #33		8	7	47%	15
CVS TX8321POCT MCKINNEY		15			15
EASTLAKE PEDIATRICS - TRINITY		15			15
MIAMI BEACH MEDICAL GROUP LLC			15	100%	15
NOVALIFE MEDSPA			15	100%	15
MINUTECLINIC DIAGNOSTIC OF SC, LLC #2		13	2	13%	15
RIVERSIDE MEDICAL GROUP		14	1	7%	15
MILTON 4707		15			15
BRYAN WHITFIELD MEMORIAL HOSPITAL		10	5	33%	15
OAKMONTE VILLAGE OF DAVIE			15	100%	15
CVS NY491POCT JACKSON HEIGHTS		15			15
INDIANA STATE DEPARTMENT OF HEALTH		1	14	93%	15
PROHEALTH CARE ASSOCIATES MOBILE		12	3	20%	15
GADSDEN REGIONAL MEDICAL CENTER		15			15
MINUTECLINIC DIAGNOSTIC OF TN PC #6415		11	4	27%	15
MINUTECLINIC INCORPORATE, LLC		12	3	20%	15
MINUTECLINIC DIAGNOSTIC OF VIRGINIA, LLC #1416		14	1	7%	15
PATHLINE			15	100%	15
GRACE COMMUNITY PHARMACY		1	14	93%	15
AJU GEORGE MD PA			15	100%	15

COVID-19: testing by laboratory

Data through Apr 13, 2021 verified as of Apr 14, 2021 at 09:25 AM

Data in this report are provisional and subject to change.

The numbers in the table below represent the number of Florida and non-Florida residents for whom test results were received by the Department of Health. A person can be tested by more than one laboratory and can have both positive and negative results. **Therefore, the sum of the numbers in each column will be larger than the total number of people tested.**

Reporting lab	Inconclusive	Negative	Positive	Percent positive	Total
QUEENS UNIVERSITY OF CHARLOTTE		14			14
HORIZON MEDICAL GROUP		12	2	14%	14
JOHNS HOPKINS MEDICAL LABORATORIES		1	13	93%	14
SURGERY CENTER OF CORAL GABLES LLC,THE		11	3	21%	14
MELBOURNE FAMILY PRACTICE		12	2	14%	14
HEALTHFIRST ADVENT HEALTH CENTRA CARE COCOA BEACH			14	100%	14
TGH URGENT CARE – WESTCHASE			14	100%	14
CVS MINUTE CLINIC DIAGNOSTIC MED GRP OF CA		14			14
MEDI-DRUG INC		12	2	14%	14
PARROTT MEDICAL CLINIC			14	100%	14
MINUTECLINIC DIAGNOSTIC OF TN, PC 4992		14			14
EPIPHANY HEALTH		8	6	43%	14
SIGMUND LABS LLC		14			14
TLC FAMILY CARE HOME INC		14			14
STEWARD MELBOURNE HOSPITAL, INC	1		13	93%	14
FAMILY PRACTICE ON THE GO		6	8	57%	14
MEDLAB INC		14			14
NIGHT OWL PEDIATRICS URGENT CARE			14	100%	14
CVS MINUTE CLINIC DIAGNOSTIC OF TEXAS, LLC		11	3	21%	14
ALASKA PUBLIC HEALTH LAB		1	13	93%	14
ST CLOUD MEDICAL GROUP		12	2	14%	14
WELLMED AT PORT ST LUCIE WEST		10	4	29%	14
INHEALTH LIFE SCIENCES		6	8	57%	14
ST JOSEPH WOMENS HOSPITAL			14	100%	14
VISTACARE PHARMACY I		12	2	14%	14
RIVERSIDE COTTAGES AT THE SHORES, LLC			14	100%	14
ARNOT OGDEN MEDICAL CENTER LABORATORY		14			14
SARASOTA - ROBERT L TAYLOR COMMUNITY CENTER☐		1	13	93%	14
CVS TN5639POCT FARRAGUT		11	3	21%	14
CARENOW URGENT CARE-WEST END		9	5	36%	14
SOUTHEASTERN UNIVERSITY INC		14			14
BAPTIST PRIMARY CARE PONTE VEDRA		8	6	43%	14
ALAN L MELOTEK MD		14			14
BELLEVUE HOSPITAL CENTER DEPARTMENT		14			14
BOCA SIMON		2	12	86%	14
NTD EUROFINS ATLANTA		14			14
FAMILY MEDICINE OF WESTON LLC		6	8	57%	14
CVS NC2357POCT HUNTERSVILLE		12	2	14%	14
POLK CHD BARTOW		13	1	7%	14
LEHIGH VALLEY HOSPITAL		3	11	79%	14
SOMA MEDICAL CENTER, P.A.			14	100%	14
CVS PHARMACY			14	100%	14
Hackensack Umc Mountainside		13	1	7%	14
MONTEFIORE MEDICAL CENTER LABORATORIES - WEILER		10	4	29%	14
SARNO FAMILY PRACTICE		1	13	93%	14
FG RAPID RESULTS LLC		8	6	43%	14

COVID-19: testing by laboratory

Data through Apr 13, 2021 verified as of Apr 14, 2021 at 09:25 AM

Data in this report are provisional and subject to change.

The numbers in the table below represent the number of Florida and non-Florida residents for whom test results were received by the Department of Health. A person can be tested by more than one laboratory and can have both positive and negative results. **Therefore, the sum of the numbers in each column will be larger than the total number of people tested.**

Reporting lab	Inconclusive	Negative	Positive	Percent positive	Total
CENTRAL JERSEY URGENT CARE OF EATONTOW		13	1	7%	14
LUCID DIAGNOSTICS LABS			14	100%	14
Terrace of Jacksonville			14	100%	14
MADISON COUNTY HEALTH DEPARTMENT		7	7	50%	14
DESOTO HEALTH AND REHAB LLC		9	5	36%	14
TALLAHASSEE PRIMARY CARE ASSOCIATES PA		12	2	14%	14
SOUTHEASTERN LABORATORY			14	100%	14
MINUTECLINIC DIAGNOSTIC OF TN, PC 6438		12	2	14%	14
CVS MINUTE CLINIC, LLC		12	2	14%	14
CVS MINUTE CLINIC DIAGNOSTIC PA		10	4	29%	14
CVS MINUTE CLINIC DIAGNOSTIC OF VIRGINIA		14			14
BROOKLYN HOSPITAL CENTER DOWNTOWN CAMPUS		14			14
LIFE'S SPECIAL MOMENTS INC		14			14
NORTHWESTERN MEMORIAL HOSPITAL			14	100%	14
PT&J REHAB - VILLAGE OF ROYAL PALM BEACH		12	2	14%	14
ACCESS HOME HEALTH OF FLORIDA LLC		14			14
CVS NC187POCT CHARLOTTE		13	1	7%	14
The Evangelical Lutheran Good Samaritan Society		14			14
COMPASS URGENT CARE		8	5	38%	13
BARRANCO CLINIC,THE	3	9	1	8%	13
NEW YORK PRESBYTERIAN - LOWER MANHATTAN		13			13
CLINICAL LABORATORY SERVICES			13	100%	13
CVS MINUTE CLINIC DIAGNOSTIC OF TN #3293		12	1	8%	13
SOUTHEAST FAMILY HEALTHCARE CENTER			13	100%	13
EAR NOSE AND THROAT ASSOCIATES OF MANATEE, P.A.		10	3	23%	13
BAPTIST HEALTH			13	100%	13
COVANCE CENTRAL LABORATORY			13	100%	13
MHHS All Lab Subsection		13			13
VIGILINT HEALTHCARE		11	2	15%	13
MED TECH SERVICES OF PALM BEACH INC		13			13
ESCAMBIA COMMUNITY CLINIC		2	11	85%	13
NATIONAL GENETICS INST LABCORP		4	9	69%	13
MEDLABS DIAGNOSTICS		11	2	15%	13
EFFINGER HEALTH, PA		13			13
WALGREENS_PEMBROKE PINES		11	2	15%	13
MAINSTREET FAMILY SELECT		1	12	92%	13
HARBOR CHASE OF JACKSONVILLE			13	100%	13
MINUTE CLINIC OF KANSAS PA		8	5	38%	13
BENNETT PEDIATRICS		13			13
THE PLAZA AT PARKSQUARE		13			13
GULF COAST MEDICAL GROUP		5	8	62%	13
CROSS CARE CENTER			13	100%	13
STATEN ISLAND UNIVERSITY HOSPITAL SEGUINE AVE		12	1	8%	13
AFC URGENT CARE - CEDAR GROVE		11	2	15%	13
GLENBROOKE AT PALM BAY			13	100%	13
ST CLOUD COMPOUNDING PHARMACY & WELLNESS CENTER		12	1	8%	13

COVID-19: testing by laboratory

Data through Apr 13, 2021 verified as of Apr 14, 2021 at 09:25 AM

Data in this report are provisional and subject to change.

The numbers in the table below represent the number of Florida and non-Florida residents for whom test results were received by the Department of Health. A person can be tested by more than one laboratory and can have both positive and negative results. **Therefore, the sum of the numbers in each column will be larger than the total number of people tested.**

Reporting lab	Inconclusive	Negative	Positive	Percent positive	Total
ORCHID COVE		3	10	77%	13
PROMUS DIAGNOSTICS, LLC			13	100%	13
CONSULATE HEALTH CARE OF PENSACOLA			13	100%	13
IGENEX INC		13			13
Sunnyside Care Center		13			13
URGENT MEDICAL CENTER INC		5	8	62%	13
METHODIST MEDICAL CENTER		10	3	23%	13
CORAL LANDING ASSISTED LIVING		11	2	15%	13
MONTEFIORE NYACK HOSPITAL AFFILIATED LABORATORY		12	1	8%	13
PARKWEST MEDICAL CENTER		11	2	15%	13
AVALON MEDICAL WALK IN CLINIC			13	100%	13
GOOD SAMARITAN MEDICAL CENTER			13	100%	13
SHELBY COUNTY HEALTH CARE CORPORATION		10	3	23%	13
CULINARY INSTITUTE OF AMERICA STUDENT	3	10			13
VALDOSTA FAMILY MEDICINE		1	12	92%	13
ORMOND MEDICAL ARTS		3	10	77%	13
VILLA OF KINGS AND QUEENS OF DELRAY		13			13
FLORIDA STATE HOSPITAL			13	100%	13
ROCKLEDGE		3	10	77%	13
MINUTECLINIC DIAGNOSTIC OF TN PC #643		10	3	23%	13
IN-OFFICE LAB		12	1	8%	13
WELLSTAR NORTH FULTON HOSPITAL LABORAT		13			13
WORLD WRESTLING ENTERTAINMENT			13	100%	13
THRIF-T DRUGS INC		11	2	15%	13
DYNAMIC DNA LAB		1	12	92%	13
LAKELAND REGIONAL HEALTH GRASSLANDS		12	1	8%	13
RED MOUNTAIN DIAGNOSTICS		13			13
ST MARYS MEDICAL CENTER			13	100%	13
AEGIS MEDICAL GROUP, LLC		13			13
PHELPS HOSPITAL LABORATORY		11	2	15%	13
LAKE CO SCHOOLS EMPLOYEE HEALTH & WELLNESS CENTER	1	9	3	23%	13
SUMMIT ATLANTIC SURGERY CENTER		13			13
AVENTURA HOSPITAL AND MEDICAL CENTER			13	100%	13
MINUTECLINIC DIAGNOSTIC OF RHODE ISLAND		10	3	23%	13
MINUTECLINIC DIAGNOSTIC OF NORTH CAROLINA, PC		12	1	8%	13
DEVEREUX FLORIDA CHILDRENS CENTER			13	100%	13
MINUTE CLINIC LLC #2775		12	1	8%	13
MEDEXPRESS URGENT CARE - BENTON HARBOR		13			13
BROOKDALE DELAND			13	100%	13
MC DIAGNOSTIC OF CONNECTICUT, PC # 257		12	1	8%	13
NEMOURS CHILDREN'S URGENT			12	100%	12
LIFE CARE OF PORT SAINT LUCIE		3	9	75%	12
SAMARITAN HOSPITAL LABORATORY		11	1	8%	12
MERIDIAN AT WATERWAYS, THE		10	2	17%	12
GEORGE W FERGUSON MD-CONCIERGE MEDICAL SERVICES PL		11	1	8%	12
TMH PHYSICIAN PARTNERS - MONTICELLO		10	2	17%	12

COVID-19: testing by laboratory

Data through Apr 13, 2021 verified as of Apr 14, 2021 at 09:25 AM

Data in this report are provisional and subject to change.

The numbers in the table below represent the number of Florida and non-Florida residents for whom test results were received by the Department of Health. A person can be tested by more than one laboratory and can have both positive and negative results. **Therefore, the sum of the numbers in each column will be larger than the total number of people tested.**

Reporting lab	Inconclusive	Negative	Positive	Percent positive	Total
BAYONET POINT HOSPITAL			12	100%	12
MINUTECLINIC, LLC #1492		12			12
CARLOS PORTU MD, PLLC			12	100%	12
RICHMOND UNIVERSITY MEDICAL CENTER		10	2	17%	12
Lady Lake Specialty Care			12	100%	12
WANTAGH URGENT CARE		9	3	25%	12
GRAND VILLA OF PALM COAST		12			12
ACCENTCARE		12			12
NONA PEDIATRIC CENTER		7	5	42%	12
BRITO MEDICAL CENTER		10	2	17%	12
MI2297090CV HOLLAND-23D2189684		12			12
MEYER PEDIATRICS CHTD		11	1	8%	12
LEON CHD		12			12
MINUTECLINIC DIAGNOSTIC OF ILLINOIS LL		10	2	17%	12
CITY OF WEST PALM BEACH EMPLOYEE & FAMILY HEALTH		12			12
GENOTOX LABORATORIES		10	2	17%	12
SENIOR HOME CARE INC		12			12
SUWANNEE COUNTY JAIL		11	1	8%	12
CVS MINUTE CLINIC DIAGNOSTIC PA #3060		10	2	17%	12
HAVEN HOSPICE			12	100%	12
CVS TN5601POCT LENOIR CITY		10	2	17%	12
Maury Regional Hospital		6	6	50%	12
BROOKDALE CITRUS			12	100%	12
VILLA HEALTH NH LLC		10	2	17%	12
FLORIDA DEPARTMENT OF HEALTH WASHINGTON COUNTY		7	5	42%	12
OHIO STATE UNIVERSITY MEDICAL CENTER			12	100%	12
CVS CA9715POCT THOUSAND OAKS		12			12
FAMILY MEDICINE AT LONGWOOD			12	100%	12
NAPLES GREEN VILLAGE		12			12
MEDEXPRESS URGENT CARE CHARLESTON		8	4	33%	12
MERCY MEDICAL CENTER		5	7	58%	12
CARE FAST MURABELLA		7	5	42%	12
FLORIDA DEPT OF HEALTH		4	8	67%	12
DYNAMIC HEALTH CENTERS INC		8	4	33%	12
SAMARITAN MEDICAL CENTER		12			12
MINUTECLINIC, LLC, DBA MINUTECLINIC #6106		10	2	17%	12
ACADIAN DIAGNOSTIC LABORATORIES		8	4	33%	12
BROWARD DIALYSIS			12	100%	12
VERITAS RESEARCH CORP			12	100%	12
ADVENTHEALTH MEDICAL GROUP CARE CLINIC AT		8	4	33%	12
WESTERN NEW YORK IMMEDIATE MEDICAL CAR		12			12
MINUTECLINIC, LLC, DBA MINUTECLINIC #2		10	2	17%	12
MINUTECLINIC DIAGNOSTIC OF OKLAHOMA		10	2	17%	12
MEDEXPRESS URGENT CARE - CHRISTIANBURG		8	4	33%	12
VERO DIAGNOSTICS		11	1	8%	12
TIFT REGIONAL HEALTH SYSTEM, INC		12			12

COVID-19: testing by laboratory

Data through Apr 13, 2021 verified as of Apr 14, 2021 at 09:25 AM

Data in this report are provisional and subject to change.

The numbers in the table below represent the number of Florida and non-Florida residents for whom test results were received by the Department of Health. A person can be tested by more than one laboratory and can have both positive and negative results. **Therefore, the sum of the numbers in each column will be larger than the total number of people tested.**

Reporting lab	Inconclusive	Negative	Positive	Percent positive	Total
MEDEXPRESS URGENT CARE-ALTOONA		10	2	17%	12
LAB UNKNOWN		1	11	92%	12
ST PETER'S UNIVERSITY HOSPITAL		9	3	25%	12
FAMILY MEDICINE AT HUNTERS CREEK		12			12
MINUTE CLINIC LLC #5706		10	2	17%	12
VIBRANT AMERICA		10	2	17%	12
MEDEXPRESS URGENT CARE - MONROE		12			12
MINUTECLINIC DIAG OF IND, LLC #6697		12			12
ORLANDO FAMILY MEDICAL INC		12			12
MIRACLE ALF INC		12			12
COLLIER COUNTY HEALTH DEPT.		7	5	42%	12
PANCARE HEALTH - WEWA ELEMENTARY			12	100%	12
URGENT TEAM MANAGEMENT OF TENNESSEE		10	2	17%	12
ADVENTIST HEALTH SYSTEM FLORIDA DEPT OF HEALTH		7	5	42%	12
MC DIAGNOSTIC OF CONNECTICUT PC #459		12			12
NORTHSIDE HOSPITAL FORSYTH		10	2	17%	12
THE POTTER'S HOUSE AT CANNON POINT		12			12
DEPARTMENT OF PUBLIC HEALTH		12			12
GLEN OAKS HEALTH AND REHABILITATION CENTER			12	100%	12
GENESIS		8	4	33%	12
MINUTECLINIC DIAGNOSTIC OF GEORGIA, LL		10	2	17%	12
APPLE DIAGNOSTICS LAB		5	7	58%	12
MEDEXPRESS URGENT CARE - PANTOPS		11	1	8%	12
SONORA QUEST LABORATORIES			12	100%	12
RUSSELL MEDICAL CENTER		11	1	8%	12
CARROLL GARDENS URGENT CARE		12			12
MINUTE CLINIC DIAGNOSTIC OF SC, LLC #42		11	1	8%	12
IREPERTOIRE_MOL_LAB		12			12
PALATKA VA CBOC		11	1	8%	12
MEDEXPRESS URGENT CARE-LATROBE		11	1	8%	12
MINUTE-CLINIC DIAGNOSTIC OF VIRGINIA, LLC		12			12
WOODLAND TOWERS		6	6	50%	12
DAVID LAWRENCE CENTER INC		10	2	17%	12
FHCP-PORT ORANGE		3	9	75%	12
CVS CA9165POCT SAN DIEGO		11			11
ELITE HOME HEALTH SERVICES		11			11
HNL LAB MEDICINE		8	3	27%	11
BRIDGE DIAGNOSTICS			11	100%	11
45TH 1		11			11
CVS HEALTH, #2043		11			11
ALBION COLLEGE (ABBOTT)		11			11
MINUTECLINIC LLC (1435)		10	1	9%	11
TELEVISIT PALM BAY FAMILY PRACTICE		9	2	18%	11
SEMORAN FAMILY HEALTH LLC		10	1	9%	11
MINUTECLINIC DIAGNOSTIC OF PA, LLC (1036)		9	2	18%	11
BIOTECH CLINICAL LABORATORIES, INC.		1	10	91%	11

COVID-19: testing by laboratory

Data through Apr 13, 2021 verified as of Apr 14, 2021 at 09:25 AM

Data in this report are provisional and subject to change.

The numbers in the table below represent the number of Florida and non-Florida residents for whom test results were received by the Department of Health. A person can be tested by more than one laboratory and can have both positive and negative results. **Therefore, the sum of the numbers in each column will be larger than the total number of people tested.**

Reporting lab	Inconclusive	Negative	Positive	Percent positive	Total
UNIVERSITY HOSPITALS OF CLEVELAND		6	5	45%	11
UNIVERSITY CENTRA CARE		10	1	9%	11
MISSOURI DEPARTMENT OF HEALTH AND SENIOR SERVICES			11	100%	11
MINUTECLINIC, LLC, MINUTECLINIC #7637		9	2	18%	11
CVS MINUTE CLINIC, LLC #22		10	1	9%	11
LAKEVIEW HEALTH SYSTEMS			11	100%	11
PRIME MEDICAL CARE, LLC		11			11
ST. PETERSBURG PEDIATRICS			11	100%	11
DMH STEINHATCHEE FAMILY MEDICINE		8	3	27%	11
ALCOVE ASSISTED LIVING FACILITY		11			11
AIM LABORATORIES			11	100%	11
ASSOCIATES IN MEDICINE		7	4	36%	11
ST LUKES ROOSEVELT LABORATORY		9	2	18%	11
Signature Healthcare of Savannah		11			11
COLLIER HMA PHYSICIAN MANAGEMENT, LLC		2	9	82%	11
MINUTE-CLINIC DIAGNOSTIC OF VIRGINIA, LLC #2003		8	3	27%	11
CAN COMMUNITY HEALTH, INC		10	1	9%	11
TROPICANA		5	6	55%	11
St. Annes Nursing Center, St. Annes Residence, Inc.		11			11
VITAS HEALTH INC		5	6	55%	11
MINUTECLINIC DIAGNOSTICS OF IND, LLC		11			11
GUIDANCE / CARE CENTER, INC		11			11
ATMORE NURSING CENTER		10	1	9%	11
WELLMED AT SOUTH PARSONS		9	2	18%	11
CVS MINUTE CLINIC DIAGNOSTIC OF TEXAS,LLC		9	2	18%	11
GENOPTIX MEDICAL LABORATORY		10	1	9%	11
PRIMECARE ACQUISITION FAMILY PRACTICE INC		11			11
NORTH OKALOOSA PHYSICIAN GROUP		10	1	9%	11
ASSOCIATES MD CYPRESS CREEK			11	100%	11
LAKE NONA MEDICAL SERVICES		3	8	73%	11
MINUTECLINIC DIAGNOSTIC OF NEW JERSEY, LLC # 7069		11			11
WATSON HEALTHCARE		8	3	27%	11
WALGREENS #05625		9	2	18%	11
BOCA RATON REGIONAL HOSPITAL LAB			11	100%	11
UMHC/SYLVESTER AT KENDALL		1	10	91%	11
MINUTECLINIC DIAGNOSTIC OF VIRGINIA		11			11
KIDSVILLE PEDIATRICS			11	100%	11
MEDEXPRESS URGENT CARE - SALEM		7	4	36%	11
ST VINCENT'S ST CLAIR		8	3	27%	11
MINUTECLINIC, LLC #244		10	1	9%	11
CVS MINUTE CLINIC DIAG OF IND, LLC #6549		11			11
MEDICAL CENTER AFFILIATES WEST PALM			11	100%	11
JBSA-SAM HOUSTON			11	100%	11
MONROE COUNTY HOSPITAL		8	3	27%	11
VIRTUA WEST JERSEY HOSPITAL VOORHEES		9	2	18%	11
THE TERRACE OF SAINT CLOUD		9	2	18%	11

COVID-19: testing by laboratory

Data through Apr 13, 2021 verified as of Apr 14, 2021 at 09:25 AM

Data in this report are provisional and subject to change.

The numbers in the table below represent the number of Florida and non-Florida residents for whom test results were received by the Department of Health. A person can be tested by more than one laboratory and can have both positive and negative results. **Therefore, the sum of the numbers in each column will be larger than the total number of people tested.**

Reporting lab	Inconclusive	Negative	Positive	Percent positive	Total
MEDEXPRESS URGENT CARE - WINCHESTER GATEWAY		9	2	18%	11
CARENOW URGENT CARE-HERMITAGE		7	4	36%	11
ORANGE PARK PEDIATRIC ASSOCIATES		1	10	91%	11
CVS GA2108POCT NORCROSS		8	3	27%	11
WALGREEN #6538		11			11
JOHN W NORRIS III MD PA	1		10	91%	11
ALACHUA			11	100%	11
ILLINOIS DEPT OF PUBLIC HEALTH LAB - SPRINGFIELD			11	100%	11
MINUTECLINIC, LLC #1470		10	1	9%	11
METHODIST HOSPITAL			11	100%	11
LANE PEDIATRICS PA		1	10	91%	11
STUYVESANT URGENT CARE		11			11
CVS MINUTE CLINIC DIAGNOSTIC		10	1	9%	11
REDMED CLINIC OF ARLINGTON		10	1	9%	11
HEALTH NETWORK LABORATORIES		7	4	36%	11
WINTER PARK CARE AND REHABILITATION			11	100%	11
CARINGTON MANOR		11			11
MINUTECLINIC DIAGNOSTIC OF TN PC #240		9	2	18%	11
PALM BEACH PATHOLOGY		9	2	18%	11
Solaris Healthcare Pensacola			11	100%	11
HIRAM COLLEGE HEALTH CENTER (ABBOTT)		11			11
CLAYMED OF NORTH FLORIDA			11	100%	11
PINELLAS COUNTY HEALTH DEPARTMENT		2	9	82%	11
MOUNT DORA PEDIATRICS		9	2	18%	11
MINUTECLINIC DIAGNOSTIC OF TN, PC 6304		9	2	18%	11
MC DIAGNOSTIC OF CONNECTICUT , PC # 3		9	2	18%	11
NIGHT LITE PEDIATRICS CENTER, LLC		1	10	91%	11
PASSPORT HEALTH			11	100%	11
MINUTE CLINIC LLC #6765		11			11
Rosewood Healthcare and Rehabilitation Center		5	6	55%	11
MEDEXPRESS URGENT CARE MONACA		11			11
PHYSICIANS REGIONAL MEDICAL CTR - COLLIER BLVD			11	100%	11
LONGWOOD PEDIATRICS LLC			11	100%	11
CROSSROADS URGENT CARE, PLLC		11			11
MINUTECLINIC DIAGNOSTIC OF MAINE, LLC		9	2	18%	11
CLEVELAND TENNESSEE HOSPITAL COMPANY		10	1	9%	11
AZALEA HEALTH		2	9	82%	11
MINUTECLINIC DIAGNOSTIC OF NEW MEXICO		11			11
APPALACHIAN REGIONAL HEALTHCARE SYSTEM		10	1	9%	11
MINUTECLINIC DIAGNOSTIC OF NEW JERSEY,		10	1	9%	11
UNIVERSITY OF MIAMI MILLER SCHOOL OF MEDICINE			11	100%	11
SUNCOAST COMMUNITY HEALTH CENTERS INC		2	9	82%	11
St Joseph's Hospital & Medical Center		10	1	9%	11
MEDEXPRESS URGENT CARE - MAPLE DRIVE		10	1	9%	11
CVS HEALTH MINUTE CLINIC		1	10	91%	11
CREATIVE TESTING SOLUTIONS		4	7	64%	11

COVID-19: testing by laboratory

Data through Apr 13, 2021 verified as of Apr 14, 2021 at 09:25 AM

Data in this report are provisional and subject to change.

The numbers in the table below represent the number of Florida and non-Florida residents for whom test results were received by the Department of Health. A person can be tested by more than one laboratory and can have both positive and negative results. **Therefore, the sum of the numbers in each column will be larger than the total number of people tested.**

Reporting lab	Inconclusive	Negative	Positive	Percent positive	Total
NORTHEAST PEDIATRICS			11	100%	11
CURATIVE		1	10	91%	11
SAVANNAH MANOR ASSISTED LIVING COMMUNITY			10	100%	10
FLORIDA CLINICAL LAB		1	9	90%	10
ALABAMA DEPARTMENT OF PUBLIC HEALTH		1	9	90%	10
ADVENTHEALTH MEDICAL GROUP PEDIATRIC & ADOLESCENT		9	1	10%	10
MEDEXPRESS URGENT CARE PARKERSBURG		8	2	20%	10
NOT INDICATED		1	9	90%	10
MOLECULAR PATHOLOGY LABORATORY			10	100%	10
PBC PREMIER FAMILY HEALTH			10	100%	10
KEY WEST URGENT CARE, INC		3	7	70%	10
ORLANDO HEALTH PHYSICIAN ASSOCIATES		4	6	60%	10
CARENOW URGENT CARE - EAST NASHVILLE		8	2	20%	10
FAMILY HEALTH CENTER AT PORT ST JOHN		4	6	60%	10
PANCARE HEALTH - VERNON ELEMENTARY			10	100%	10
ONEIDA HEALTHCARE CENTER		8	2	20%	10
SAVANNAH STATE UNIVERSITY, COUNSELING		10			10
CVS CA9113POCT CHULA VISTA		10			10
CVS SC7334POCT LEXINGTON		9	1	10%	10
Manor Care of Dunedin		7	3	30%	10
SUPERIOR RESIDENCES OF CLERMONT		2	8	80%	10
CVS TX8351POCT BEAUMONT		9	1	10%	10
CVS PA1671POCT LANCASTER		10			10
NORTON HEALTHCARE			10	100%	10
CHEMISYS LABORATORIES		2	8	80%	10
WALK IN MEDICAL URGENT CARE PC		10			10
MEDEXPRESS URGENT CARE - BEECH GROVE		9	1	10%	10
ACCESS PHARMACY		10			10
ILLINOIS DEPARTMENT OF PUBLIC HEALTH		2	8	80%	10
GILCHRIST COUNTY FIRE DEPARTMENT		4	6	60%	10
ATHENS VETERINARY DIAGNOSTIC LABORATOR		10			10
CHILDREN'S HEALTHCARE OF ATLANTA/EGLESTON		10			10
DOMINICAN COLLEGE STUDENT HEALTH CENTE		8	2	20%	10
MEDEXPRESS URGENT CARE - FAYETTEVILLE		8	2	20%	10
CVS SC4286POCT EASLEY		4	6	60%	10
URGENT CARE CENTER AT PINNACLE		4	6	60%	10
MINUTECLINIC DIAGNOSTIC OF NORTH CAROLINA PC #5341		7	3	30%	10
VA Primary Care Clinic at Meharry		9	1	10%	10
JOINT AMBULATORY CARE CENTER		10			10
INTERNAL MEDICINE LIPID AND WELNNESS PRACTICE			10	100%	10
COMMUNITY HEALTH CENTER		2	8	80%	10
KR AT COLLEGE HARBOR		10			10
MAINSTREET FAMILY CARE			10	100%	10
BENSONHURST URGENT CARE		9	1	10%	10
Avalon Healthcare and Rehabilitation Center			10	100%	10
MINUTECLINIC DIAGNOSTIC OF OHIO #3407		9	1	10%	10

COVID-19: testing by laboratory

Data through Apr 13, 2021 verified as of Apr 14, 2021 at 09:25 AM

Data in this report are provisional and subject to change.

The numbers in the table below represent the number of Florida and non-Florida residents for whom test results were received by the Department of Health. A person can be tested by more than one laboratory and can have both positive and negative results. **Therefore, the sum of the numbers in each column will be larger than the total number of people tested.**

Reporting lab	Inconclusive	Negative	Positive	Percent positive	Total
MARQUESA MEDICAL		8	2	20%	10
LAWRENCE TECHNOLOGICAL UNIVERSITY		10			10
MC DIAGNOSTIC OF CONNECTICUT, PC #1966		10			10
MOSOLF PEDIATRICS			10	100%	10
CBC LAB		3	7	70%	10
WINKLER COURT☐		9	1	10%	10
AMERICAN HOUSE FORT MYERS		10			10
HCR MANORCARE		10			10
BROWARD HEALTH CARE			10	100%	10
JOHNS HOPKINS ALL CHILDRENS			10	100%	10
THE MARY IMOGENE BASSETT HOSPITAL		10			10
BEAUMONT LABORATORY			10	100%	10
ISLAND COAST PEDIATRICS IN-HOUSE LAB		10			10
NEW HAMPSHIRE DEPARTMENT OF HEALTH AND HUMAN SERVICES		3	7	70%	10
CVS PA6902POCT BRYN MAWR		8	2	20%	10
MINUTECLINIC DIAGNOSTIC OF MINNESOTA		10			10
MEDEXPRESS URGENT CARE - WASHINGTON		8	2	20%	10
Westchester General Hospital			10	100%	10
FLEMING ISLAND CENTER FOR CLINICAL RESEARCH		10			10
TENNESSEE DEPARTMENT OF HEALTH (TDH) - CENTRAL LABORATORY		2	8	80%	10
MC DIAGNOSTIC OF CONNECTICUT, PC #1043		10			10
PHASE2 LABS	2	6	2	20%	10
CORONA PATHOLOGY		10			10
DOCTORS EXPRESS OF ST PETERSBURG		1	9	90%	10
CVS NC7051POCT WAKE FOREST		10			10
OKLAHOMA STATE DEPARTMENT OF HEALTH-PUBLIC HEALTH LABORATORY			10	100%	10
RPC@HODGES		2	8	80%	10
NORTHEAST GEORGIA MEDICAL CENTER		10			10
MINUTECLINIC, DIAGNOSTIC OF TEXAS, LL		9	1	10%	10
EMERGENCY MEDICAL CENTER		4	6	60%	10
MINUTE CLINIC LLC # 2033		9	1	10%	10
PALM BEACH CDH - DELRAY BEACH			10	100%	10
VITALANT		1	9	90%	10
BERRYHILL MANOR		10			10
DES PLAINES CLINICAL LAB		3	7	70%	10
MINUTECLINIC, LLC #4682		5	5	50%	10
VASCONCELLO COHEN MD PA		9	1	10%	10
CVS SC7556POCT WEST COLUMBIA		9	1	10%	10
HIGH TOWER ALF LLC		9	1	10%	10
MINUTE CLINIC, LLC #4650		9	1	10%	10
PRORENATA LABS		2	8	80%	10
IMMUNOGENOMICS LLC		6	4	40%	10
UNIVERSITY MEDICAL CENTER		8	2	20%	10
SOMA MEDICAL CENTER PA #4			10	100%	10
CVS TN2179POCT MURFREESBORO		9	1	10%	10
Crestwood Nursing Center		7	3	30%	10

COVID-19: testing by laboratory

Data through Apr 13, 2021 verified as of Apr 14, 2021 at 09:25 AM

Data in this report are provisional and subject to change.

The numbers in the table below represent the number of Florida and non-Florida residents for whom test results were received by the Department of Health. A person can be tested by more than one laboratory and can have both positive and negative results. **Therefore, the sum of the numbers in each column will be larger than the total number of people tested.**

Reporting lab	Inconclusive	Negative	Positive	Percent positive	Total
SANDGATE GARDENS REHAB & NURSING CENTER		3	7	70%	10
PLYMOUTH HARBOR INCORPORATED		9	1	10%	10
CITY OF TALLAHASSEE		10			10
UF HEALTH		1	9	90%	10
BROOKDALE PANAMA CITY		9	1	10%	10
BELLE GLADES HEALTH CLINIC			10	100%	10
ANY LAB TEST NOW INC			10	100%	10
WALK-IN MEDICAL CARE			10	100%	10
LAKE BALDWIN CBOC		9	1	10%	10
BETH ISRAEL MEDICAL CENTER LABS		9	1	10%	10
MEDEX REGIONAL LABORATORIES LLC		1	9	90%	10
MINUTE CLINIC DIAGNOSTIC OF NORTH CAROLINA		10			10
VENICE GREEN VILLAGE		3	7	70%	10
NATURE COAST REGIONAL MEDICAL CENTER		1	9	90%	10
GLADES COUNTY DETENTION CENTER		1	9	90%	10
ORLANDO MEDICAL CENTER PL		1	9	90%	10
MEDEXPRESS URGENT CARE-KATY		7	3	30%	10
KEY TRAINING CENTER			10	100%	10
NEW JERSEY DEPARTMENT OF HEALTH COMMUNICABLE DISEASE SERVICE		3	7	70%	10
MEDICAL LABORATORY DIAGNOSTICS			10	100%	10
VETERNANS ADMINISTRATION			10	100%	10
BLOOMIN BRANDS WELLNESS CENTER		9	1	10%	10
MINUTECLINIC DIAGNOSTIC OF ILLINOIS		8	2	20%	10
CHRISTUS ST VINCENT LABORATORY - ZIA		10			10
ARBORS OF GULF BREEZE, THE		8	2	20%	10
LUXOR SCIENTIFIC LLC		1	9	90%	10
MEDICANA NURSING AND REHAB CENTER			9	100%	9
CIMA MEDICAL CENTER		8	1	11%	9
DOH-TAMPA BRANCH LABORATORY (MLK BLVD)		4	5	56%	9
BLOOMINGDALE PEDIATRIC ASSOCIATES PA			9	100%	9
ENCOMPASS HOME HEALTH OF THE SOUTHEAST LLC☐		9			9
MEDEXPRESS ELKINS		9			9
MINUTECLINIC #8760		9			9
COLLIER BLVD HMA PHYSICIAN MANAGEMENT,, LLC			9	100%	9
CHILDREN'S HEALTH CENTER INC.		7	2	22%	9
WESTCHESTER GENERAL HOSPITAL BLOOD GAS LAB			9	100%	9
BUENA VIDA ESTATES			9	100%	9
MANATEE COUNTY CENTRAL JAIL		9			9
CVS TX7162POCT HOUSTON		9			9
CIAN DIAGNOSTICS			9	100%	9
WILLIAMSBURGH CHAI CARE		8	1	11%	9
CARENOW URGENT CARE-GREEN HILLS		9			9
Consulate Health Care of Brandon		7	2	22%	9
NORTHWEST FLORIDA COMMUNITY HOSPITAL LABORATORY		8	1	11%	9
THOMAS JEFFERSON UNIVERSITY HOSPITAL		4	5	56%	9
MICHIGAN DEPARTMENT OF COMMUNITY HEALTH		1	8	89%	9

COVID-19: testing by laboratory

Data through Apr 13, 2021 verified as of Apr 14, 2021 at 09:25 AM

Data in this report are provisional and subject to change.

The numbers in the table below represent the number of Florida and non-Florida residents for whom test results were received by the Department of Health. A person can be tested by more than one laboratory and can have both positive and negative results. **Therefore, the sum of the numbers in each column will be larger than the total number of people tested.**

Reporting lab	Inconclusive	Negative	Positive	Percent positive	Total
CVS PA233POCT NEWTOWN SQUARE		9			9
MEDEXPRESS URGENT CARE - SWANSEA, N ILLINOIS ST		8	1	11%	9
MINUTECLINIC DIANOSTIC OF VIRGINA, LL		8	1	11%	9
FLORIDA MENTOR		7	2	22%	9
MINUTE CLINIC INCORPORTE		9			9
MINUTE CLINIC LLC #10203		7	2	22%	9
CVS NJ617POCT CEDAR GROVE		8	1	11%	9
CVS MINUTE CLINIC DIAGNOSTIC MED GRP OF SAN		7	2	22%	9
MINUTECLINIC DIAGNOSTIC MED GRP OF CA		8	1	11%	9
CVS PHARMACY NO 274		9			9
PRECISION GENETICS			9	100%	9
ROSECASTLE			9	100%	9
PENSACOLA CLUSTER			9	100%	9
EMPLOYEE WELLNESS PA			9	100%	9
WELLSTAR COBB HOSPITAL		8	1	11%	9
MINUTECLINIC DIAGNOSTIC OF TN PC #242		6	3	33%	9
LAKE NONA MEDICAL SERVICE LLC		9			9
WHEELER LABORATORY		8	1	11%	9
SELECT PHYSICIANS ALLIANCE		9			9
SUNCREST OMNI		9			9
BEAUMONT EMERGENCY CENTER			9	100%	9
REMISE OCCUPATIONAL HEALTH SOLUTIONS INC			9	100%	9
NEMOURS CHILDREN'S PRIMARY CARE VERO BEACH			9	100%	9
MINUTECLINIC DIAGNOSTIC OF TN PC #5671		5	4	44%	9
RIVERVIEW REGIONAL MEDICAL CENTER		7	2	22%	9
PALM BAY URGENT CARE PL		1	8	89%	9
NORTHSIDE HOSPITAL		2	7	78%	9
DIXITKUMAR N MODI MD PA			9	100%	9
WADSWORTH CENTER - DAVID AXELROD INSTITUTE		8	1	11%	9
ORLANDO HEALTH PHYSICIAN GROUP INC		6	3	33%	9
VETERANS AFFAIRS MEDICAL CENTER - OUTPATIENT			9	100%	9
PEDIATRIC HEALTH CARE ALLIANCE			9	100%	9
PALMS WEST HOSPITAL			9	100%	9
CITYMD		1	8	89%	9
PUTNAM FAMILY CARE INC		3	6	67%	9
MIAMI COMPREHENSIVE MEDICINE GROUP PA		4	5	56%	9
Sunset Lake Health and Rehabilitation Center		8	1	11%	9
CVS MO8590POCT KANSAS CITY		5	4	44%	9
ST JOSEPH'S HOSPITAL NORTH LABORATORY			9	100%	9
MINUTE CLINIC DIAGNOSTIC MED GRP		8	1	11%	9
Atlanta VAMC		6	3	33%	9
CENTRAL JERSEY URGENT CARE		8	1	11%	9
STPET		7	2	22%	9
WINDSOR OF SAN PABLO, THE		6	3	33%	9
MINUTECLINIC DIAG OF IND, LLC #2387		8	1	11%	9
MIDMICHIGAN MEDICAL CENTER			9	100%	9

COVID-19: testing by laboratory

Data through Apr 13, 2021 verified as of Apr 14, 2021 at 09:25 AM

Data in this report are provisional and subject to change.

The numbers in the table below represent the number of Florida and non-Florida residents for whom test results were received by the Department of Health. A person can be tested by more than one laboratory and can have both positive and negative results. **Therefore, the sum of the numbers in each column will be larger than the total number of people tested.**

Reporting lab	Inconclusive	Negative	Positive	Percent positive	Total
CVS DC1340POCT WASHINGTON		9			9
MEDEXPRESS URGENT CARE - FORT WORTH S		8	1	11%	9
WINTER PARK INTERNAL MEDICINE MD PA		7	2	22%	9
TAPESTRY TALLAHASSEE WALDEN		9			9
CVS CT1123POCT SOUTHBURY		9			9
MINUTE CLINIC LLC #4017		9			9
CVS MINUTE CLINIC DIAGNOSTIC OF KANSAS, PA		9			9
ST JOSEPHS HOSP OF ATLANTA/CLINIC LAB		8	1	11%	9
NORTHSHORE UNIVERSITY HEALTHSYSTEM EVANSTON HOSPITAL LAB			9	100%	9
PATEL MEDICAL VENTURES		8	1	11%	9
ST VINCENT'S CHILTON		7	2	22%	9
ACCESS CARE MEDICAL GROUP LLC		2	7	78%	9
NITIN BAWA PROFESSIONAL ASSOCIATES			9	100%	9
CARENOW URGENT CARE-MT JULIET		8	1	11%	9
HEALTH AND WELLNESS CENTER		1	8	89%	9
WATERFORD AT CREEKSIDE, THE			9	100%	9
TRANSPLANT GENOMICS INC (EUROFINS)		9			9
SUMTER COUNTY HEALTH DEPARTMENT		4	5	56%	9
OMNI			9	100%	9
EXPRESS TEST			9	100%	9
BAYFRONT HEALTH ST PETERSBURG		8	1	11%	9
NASCAR EVENT MANAGEMENT, LLC		9			9
OPTUM SILVER LAKES			9	100%	9
RELIANCE MEDICAL CENTER		5	4	44%	9
MOBILE RESPONSE DIAGNOSTICS LLC		8	1	11%	9
UCARE			9	100%	9
KINDRED_AIMS		9			9
MEDEXPRESS URGENT CARE - BATTLE CREEK		6	3	33%	9
OUR HOME AT BEACON HILL			9	100%	9
SOUTH FLORIDA ENT ASSOCIATES, INC			9	100%	9
ST. CLOUD PHARMACY AND WELLNESS CENTER		5	4	44%	9
PIEDMONT ATHENS REGIONAL MEDICAL		7	2	22%	9
FAMILY PRACTICE OF DAVIE INC			9	100%	9
MINUTE CLINIC LLC #0169		7	2	22%	9
CVS TX10016POCT PRINCETON		9			9
FLORIDA HOSPITAL WINTER PARK		7	2	22%	9
FLORIDA CENTER FOR DERMATOLOGY LABORATORY			9	100%	9
GCPM MANUAL MICROBIOLOGY		1	8	89%	9
VILLAGE PLACE HEALTH AND REHAB		9			9
ROSEMONT GARDENS INC		9			9
NIGHT LITE PEDIATRICS CENTER		1	8	89%	9
BRENNITY AT VERO BEACH, THE			9	100%	9
CORE OCCUPATIONAL RESOURCES, LLC		5	4	44%	9
MONROE COUNTY FIRE RESCUE		8	1	11%	9
MAGNOLIA MANOR			9	100%	9
ALLIANCE HEALTH AND REHABILITATION CENTER		9			9

COVID-19: testing by laboratory

Data through Apr 13, 2021 verified as of Apr 14, 2021 at 09:25 AM

Data in this report are provisional and subject to change.

The numbers in the table below represent the number of Florida and non-Florida residents for whom test results were received by the Department of Health. A person can be tested by more than one laboratory and can have both positive and negative results. **Therefore, the sum of the numbers in each column will be larger than the total number of people tested.**

Reporting lab	Inconclusive	Negative	Positive	Percent positive	Total
WINDSOR OF GAINESVILLE		9			9
MINUTECLINIC #2860		6	3	33%	9
LOREY ALF		9			9
ETHOS LABORATORIES		7	2	22%	9
MINUTE CLINIC LLC #1448		8	1	11%	9
INSPIRED LIVING AT PALM BAY		7	2	22%	9
UHEALTH UNIVERSITY OF MIAMI			9	100%	9
CVS RI1717POCT 1 CVS DR			9	100%	9
EXECUTIVE MEDICAL SERVICES		8			8
CAREPOINT CLINIC		5	3	38%	8
X-GENE MOLECULAR LABS		1	7	88%	8
PUTNAM COUNTY EMERGENCY RESCUE SERVICE		5	3	38%	8
JUPITER CLINIC			8	100%	8
SEA LEVEL LABS			8	100%	8
HEALTHMARK REGIONAL HOSPITAL LAB		4	4	50%	8
CVS TX7827POCT ROUND ROCK		8			8
ALLINA HEALTH - ABBOTT NORTHWESTERN HOSPITAL		5	3	38%	8
ST. JOSEPH HOSPITAL AND HEALTH CARE INC.			8	100%	8
CVS NC7213POCT MATTHEWS		6	2	25%	8
DOTHAN PEDIATRIC CLINIC			8	100%	8
NORTHSIDE HOSPITAL DULUTH		7	1	13%	8
CVS NC5591POCT STATESVILLE		7	1	13%	8
MEDEXPRESS URGENT CARE - MT LEBANON		5	3	38%	8
DEPT OF VA MEDICAL CENTER - RICHMOND		7	1	13%	8
SOUTHEASTERN PEDIATRIC ASSOCIATES			8	100%	8
INTERVENTIONAL REHABILITATION OF SOUTH FLORIDA			8	100%	8
COMPREHENSIVE CLINICAL RESEARCH, LLC			8	100%	8
MID-HUDSON VALLEY DIVISION OF WESTCHESTER MEDICAL		8			8
CVS NC3319POCT CHARLOTTE		6	2	25%	8
CVS GA2841POCT LAWRENCEVILLE		8			8
DR. PHILLIPS MEDICAL WELLNESS CENTER		4	4	50%	8
GENE STREET LABORATORIES, LLC		6	2	25%	8
MONROE URGENT CARE		7	1	13%	8
MINUTECLINIC, LLC #03268		7	1	13%	8
ROBERT WOOD JOHNSON HOSPITAL		7	1	13%	8
MEDEXPRESS URGENT CARE - MIDLOTHIAN		7	1	13%	8
BAPTIST OUTPATIENT			8	100%	8
DORAL URGENT CARE			8	100%	8
HUNTINGTON VILLAGE URGENT CARE		8			8
CAPRONA GROUP HOME		2	6	75%	8
FHCP-ORANGE CITY			8	100%	8
MEDEXPRESS URGENT CARE-PASADENA		8			8
BETTER AT HOME		8			8
CLEARWATER PEDIATRIC CARE		1	7	88%	8
ATLANTIC CONSOLIDATED LABORATORY		8			8
PBC FOUNDCARE INC			8	100%	8

COVID-19: testing by laboratory

Data through Apr 13, 2021 verified as of Apr 14, 2021 at 09:25 AM

Data in this report are provisional and subject to change.

The numbers in the table below represent the number of Florida and non-Florida residents for whom test results were received by the Department of Health. A person can be tested by more than one laboratory and can have both positive and negative results. **Therefore, the sum of the numbers in each column will be larger than the total number of people tested.**

Reporting lab	Inconclusive	Negative	Positive	Percent positive	Total
INTERNAL MEDICINE ASSOCIATES OF JACKSON HOSPITAL			8	100%	8
LEE MEMORIAL HEALTH SYSTEM D/B/A		6	2	25%	8
CHIEFLAND MEDICAL CENTER		1	7	88%	8
CARE ATC - CITY OF BOYNTON BEACH	1	2	5	63%	8
SUPREME LABORATORY			8	100%	8
FHPG_EXP CARE W HILLSBOROUGH			8	100%	8
HEWLETT URGENT CARE, PLLC		8			8
MEDEXPRESS URGENT CARE - CULPEPER		8			8
The Grand at Rome Nursing and Rehabiltation		8			8
SYLVESTER AT PLANTATION LABORATORY		7	1	13%	8
UNIVERSITY OF WASHINGTON MEDICAL CENTER			8	100%	8
CVS MO8556POCT KANSAS CITY		7	1	13%	8
MINUTECLINIC DIAGNOSTIC OF NORTH CAROLINA PC #7054		5	3	38%	8
CVS TN7289POCT SIGNAL MOUNTAIN		8			8
CVS CT1109POCT BETHEL		8			8
ACM MEDICAL LABORATORY ALLIANCE		6	2	25%	8
BLOOMING GARDENS OF CARE INC		8			8
WALGREENS #10972	1	7			8
QHG OF ENTERPRISE INC (DBA MEDICAL CTR		8			8
ALBANY MEDICAL CENTER		7	1	13%	8
MEDERI CARETENDERS VS OF SE FL LLC DBA		7	1	13%	8
LEMOYNE COLLEGE WELLNESS CENTER FOR		8			8
MINUTE CLINIC DIAGNOSTIC OF VIRGINIA, LLC #1905		8			8
MODMD LABORATORY		8			8
ELLIS HOSPITAL LABORATORY		7	1	13%	8
ARCHBOLD MEMORIAL HOSPITAL/LAB		3	5	63%	8
SYNEXUS CLINICAL RESEARCH US INC		2	6	75%	8
OSWEGO HOSPITAL LABORATORY		7	1	13%	8
URGENT TEAM - HUNTSVILLE		6	2	25%	8
URGENT CARE OF LONGWOOD		1	7	88%	8
MINUTECLINIC DIAGNOSTIC OF OHIO #7790		6	2	25%	8
NEMOURS CHILDREN'S URGEN CARE			8	100%	8
CAYUGA COUNTY HEALTH DEPARTMENT		7	1	13%	8
DOH JACKSONVILLE CENTRAL LABORATORY		3	5	63%	8
MONTEFIORE MEDICAL CENTER LABORATORIES - NORTH		8			8
Nashville Central Laboratory		8			8
MED & CO INVESTMENT LLC		7	1	13%	8
MINUTE CLINIC DIAG OF IND LLC #8674		8			8
CIGNA ONSITE HEALTH LLC		2	6	75%	8
HOLY NAME MEDICAL CENTER	1	6	1	13%	8
LAKE PEDIATRICS			8	100%	8
PARTNERS PHARMACY OF FLORIDA LLC		8			8
MINUTECLINIC LLC #4449		7	1	13%	8
Florida Clinical Laboratory		1	7	88%	8
CONSULATE HEALTH CARE		7	1	13%	8
ORMOND BEACH CENTRA CARE			8	100%	8

COVID-19: testing by laboratory

Data through Apr 13, 2021 verified as of Apr 14, 2021 at 09:25 AM

Data in this report are provisional and subject to change.

The numbers in the table below represent the number of Florida and non-Florida residents for whom test results were received by the Department of Health. A person can be tested by more than one laboratory and can have both positive and negative results. **Therefore, the sum of the numbers in each column will be larger than the total number of people tested.**

Reporting lab	Inconclusive	Negative	Positive	Percent positive	Total
SARASOTA MEDICAL CENTER			8	100%	8
MAGNOLIA PEDIATRICS GROUP LLC			8	100%	8
DOCTOR'S IN-HOUSE LAB/COMMUNITY HEALTH CENTERS OF PINELLAS – CLEARWATE			8	100%	8
HEALTHPARK MEDICAL CTR NURSING SVC		8			8
NORTHEAST ALABAMA REGIONAL MEDICAL CENTER		5	3	38%	8
MEDEXPRESS URGENT CARE, BUTLER		5	3	38%	8
BARTON PARKER OD PC		8			8
CVS OH3476POCT TIPP CITY		7	1	13%	8
MEDEXPRESS URGENT CARE - CLARKSBURG		7	1	13%	8
APEX HOME HEALTH CARE		7	1	13%	8
MINUTECLINIC, LLC, DBA MINUTECLINIC #4		8			8
LAKE CONWAY URGENT CARE LLC		2	6	75%	8
CVS MD4371POCT OCEAN CITY		8			8
MINUTECLINIC, LLC #09202		6	2	25%	8
FOUNTAINVIEW BY FIVE STAR QUALITY CARE		7	1	13%	8
MINUTECLINIC DIAGNOSTIC OF NEVADA #87		4	4	50%	8
ALL CHILDREN'S HOSPITAL		1	7	88%	8
JX REF LAB			8	100%	8
PALM BEACH COUNTY HEALTH DEPARTMENT LABORATORY			8	100%	8
MEDEXPRESS URGENT CARE - TARENTUM		6	2	25%	8
GENEUS DIAGNOSTICS			8	100%	8
CVS OH3301POCT WOODMERE		8			8
ORLANDO FAMILY PHYSICIANS			8	100%	8
MARINA ISLE ASSISTED LIVING		8			8
MINUTECLINIC, LLC #05038		8			8
WELLIGENT		1	7	88%	8
NORTH PINELLAS CHILDRENS MEDICAL CENTER INC			8	100%	8
HEALTHY MINORS PEDIATRIC URGENT CARE		7	1	13%	8
DEPARTMENT OF HEALTH- CITRUS COUNTY		1	7	88%	8
VAIL VALLEY MEDICAL CENTER			8	100%	8
HARBORCHASE OF DR PHILLIPS		7	1	13%	8
LIFE CARE CITRUS COUNTY			8	100%	8
SURGOINSVILLE PHARMACY		8			8
BIOTECH PHARMACEUTICAL GROUP LLC			8	100%	8
NEOGENOMICS LABORATORIES, INC		8			8
TRUE HEALTH		5	3	38%	8
FLORIDA HEART AND VASCULAR MULTISPECIALTY GROUP		8			8
LAB UNKNOW		6	2	25%	8
LOVELACE MEDICAL CENTER		8			8
ALACHUA COUNTY HEALTH DEPARTMENT		1	7	88%	8
MINUTE CLINIC DIAGNOSTIC OF MICHIGAN PC		8			8
MINUTECLINIC DIAGNOSTIC OF VIRGINIA, LLC #255		8			8
MINUTECLINIC #788		7	1	13%	8
CVS MD1881POCT DUNKIRK		8			8
GOLISANO CHILDREN'S HOSPITAL OF SOUTHWEST FLORIDA		6	2	25%	8
MINUTECLINIC DIAGNOSTIC OF TN PC #386		7	1	13%	8

COVID-19: testing by laboratory

Data through Apr 13, 2021 verified as of Apr 14, 2021 at 09:25 AM

Data in this report are provisional and subject to change.

The numbers in the table below represent the number of Florida and non-Florida residents for whom test results were received by the Department of Health. A person can be tested by more than one laboratory and can have both positive and negative results. **Therefore, the sum of the numbers in each column will be larger than the total number of people tested.**

Reporting lab	Inconclusive	Negative	Positive	Percent positive	Total
ST CHARLES HOSPITAL LABORATORY		8			8
CVS MINUTE CLINIC DIAGNOSTIC OF NEW JERSEY		8			8
WHITE SANDS OUTPATIENT SERVICES (WSOP SERVICES LLC		8			8
NORTHSIDE HOSPITAL ATLANTA		3	5	63%	8
SOMA MEDICAL CENTER MD PA #7 PEDIATRICS			8	100%	8
MINUTE CLINIC #8979		7	1	13%	8
NOVADX		2	6	75%	8
PACIFICA SUNRISE☐			8	100%	8
CHAPTERS HEALTH HOSPICE		8			8
FRESENIUS KIDNEY CARE DUNEDIN			8	100%	8
THE WOLFF CENTER FOR CHILD & ADOLESCENT HEALTH			8	100%	8
FLORIDA KEYS CONCIERGE MEDICINE, LLC		6	2	25%	8
ALLEGRO - TAMPA	1	4	3	38%	8
VERMONT DEPARTMENT OF HEALTH		1	7	88%	8
GOLDMAN SACHS HEALTH CENTER	1	7			8
INTERNAL MEDICINE AND AESTHETICS OF NAPLES LLC		8			8
ST CLOUD PHYSICIAN MANAGMENT LLC		7	1	13%	8
CVS OH2543POCT CANFIELD		5	3	38%	8
VENICE REGIONAL MEDICAL CENTER			8	100%	8
DOCTOR'S IN HOUSE LAB			8	100%	8
ADVANCED RESEARCH FOR HEALTH IMPROVEMENT		6	2	25%	8
BEECHTREE MOLECULAR LAB LLC			8	100%	8
SLOPESIDE LABS AND TESTING, LLC - THE HIDEOUT AT BUTTERMILK MOUNTAIN		8			8
JACKSON CLINIC PA,THE		4	4	50%	8
SARAH LAWRENCE COLLEGE HEALTH SERVICES		8			8
IU HEALTH PATHOLOGY		1	7	88%	8
DIAGNOSTIC CLINIC		7	1	13%	8
JOHN T MATHER MEMORIAL HOSPITAL LABORATORY		7	1	13%	8
CVS PA1074POCT KENNETT SQUARE		7	1	13%	8
NORTHDALE REHABILITATION CENTER			8	100%	8
MEDEXPRESS URGENT CARE - GLENDALE		7			7
PEDIATRICS OF CENTRAL FLORIDA		5	2	29%	7
WATAUGA MEDICAL CENTER		4	3	43%	7
SCHOOL OF PHARMACY AND PHARMACEUTICAL		7			7
GRACE WELLNESS CENTER LLC		6	1	14%	7
CLAY PRIMARY & FAMILY CARE LLC			7	100%	7
DOTHAN WEST FAMILY MEDICINE		5	2	29%	7
IRL MARKET LAB			7	100%	7
FLORIDA PREMIER MEDICAL CARE PA			7	100%	7
MEDEXPRESS URGENT CARE-DUBOIS		7			7
NORTHERN DUTCHESS HOSPITAL LABORATORY		5	2	29%	7
MINUTE CLINIC DIAGNOSTIC OF PENNSYLVANIA		7			7
HEALTH CARE LABORATORY SERVICES		1	6	86%	7
SOUTHEAST GEORGIA HEALTH SYSTEM, INC D		7			7
TERRACINA LLC		1	6	86%	7
CVS TX4397POCT CYPRESS		7			7

COVID-19: testing by laboratory

Data through Apr 13, 2021 verified as of Apr 14, 2021 at 09:25 AM

Data in this report are provisional and subject to change.

The numbers in the table below represent the number of Florida and non-Florida residents for whom test results were received by the Department of Health. A person can be tested by more than one laboratory and can have both positive and negative results. **Therefore, the sum of the numbers in each column will be larger than the total number of people tested.**

Reporting lab	Inconclusive	Negative	Positive	Percent positive	Total
PERSONAL PHYSICIAN CARE PA			7	100%	7
LONG ISLAND JEWISH FOREST HILLS HOSPITAL		7			7
CVS NC7057POCT SHELBY		5	2	29%	7
PRIMARY CARE SPECIALISTS OF ORLANDO		7			7
OPTUM PRIMARY CARE - FOUNTAIN OAKS		3	4	57%	7
MINUTECLINIC, LLC #03965		7			7
LEE COUNTY HEALTH DEPARTMENT		4	3	43%	7
WEXFORD HEALTH SOURCES INC		7			7
CARENOW URGENT CARE-MADISON		7			7
COMPLETE FAMILY CARE, LLC/UNIVERSITY OF SAINT MARY		7			7
MINUTECLINIC MINUTECLINIC #4977		4	3	43%	7
MINUTECLINIC DIAGNOSTIC OF SC, LLC #7		5	2	29%	7
MANATEE PEDIATRICS			7	100%	7
MINUTECLINIC DIAGNOSTIC OF VIRGINIA, LLC #1656		7			7
MEDEXPRESS URGENT CARE PORT HURON		6	1	14%	7
JUPITER ISLAND PUBLIC SAFETY		5	2	29%	7
BOCA BIOLISTICS LLC			7	100%	7
KEYSTONE PLACE AT NAPLES PRESERVE		4	3	43%	7
Thermopolis Rehabilitation Wellness		7			7
MC DIAGNOSTIC OF CONNECTICUT, PC #114		7			7
LEPE'S HOUSE			7	100%	7
CVS NY549POCT RIDGEWOOD		4	3	43%	7
PANCARE HEALTH - HOSFORD SCHOOL			7	100%	7
CVS GA3766POCT DACULA		5	2	29%	7
LISTENING DOCTOR PLLC, THE		1	6	86%	7
CVS PA2582POCT SPRINGFIELD		5	2	29%	7
CVS NV9841POCT RENO		4	3	43%	7
SUPERIOR RESIDENCES AT CALA HILLS		7			7
VICTORIAN MANOR		2	5	71%	7
MINUTECLINIC DIAG OF IND LLC #6998		6	1	14%	7
PEDIATRICS URGENT CARE, LLC			7	100%	7
MINUTECLINIC, LLC #1796		6	1	14%	7
WALGREENS #04176		5	2	29%	7
CVS OH3458POCT BEAVERCREEK		7			7
HELIX MEDICAL CENTERS		1	6	86%	7
CARESOUTH HHA HOLDINGS OF TALLAHASSEE LLC		7			7
EL PARAISO HOME INC		7			7
FIRST PHYSICIANS GROUP - LORRAINE CORNERS		7			7
Baptist Village Retirement Communities		7			7
CVS GA7064POCT STOCKBRIDGE		7			7
LEVY COUNTY SHERRIF'S DEPT			7	100%	7
FLORIDA HOSPITAL KISSIMMEE		4	3	43%	7
OCALA FAMILY MEDICAL CENTER		7			7
FHPG_EXP CARE PALM HARBOR			7	100%	7
MINUTECLINIC DIAGNOSTIC OF KANSAS PA		7			7
ENTRUST IMMEDIATE CARE			7	100%	7

COVID-19: testing by laboratory

Data through Apr 13, 2021 verified as of Apr 14, 2021 at 09:25 AM

Data in this report are provisional and subject to change.

The numbers in the table below represent the number of Florida and non-Florida residents for whom test results were received by the Department of Health. A person can be tested by more than one laboratory and can have both positive and negative results. **Therefore, the sum of the numbers in each column will be larger than the total number of people tested.**

Reporting lab	Inconclusive	Negative	Positive	Percent positive	Total
AVON PARK PEDIATRICS			7	100%	7
ST. LUCIE COUNTY HEALTH DEPARTMENT		5	2	29%	7
CVS NC2313POCT RALEIGH		6	1	14%	7
BROOKDALE LAKE ORIENTA			7	100%	7
NEMOURS CHILDREN'S HOSPITAL			7	100%	7
YAZJI PEDIATRIC CARE LLC DBA TUKA PEDIATRICS			7	100%	7
WYOMING COUNTY COMMUNITY HOSPITAL LABORATORY		7			7
ABBEY MANOR RETIREMENT RESIDENCE INC		7			7
LIZS ADULT CARE		7			7
MAXHEALTH		5	2	29%	7
MINUTECLINIC DIAGNOSTIC OF RHODE ISLAN		7			7
TESTD			7	100%	7
ADVENT HEALTH APOPKA		3	4	57%	7
MEDEXPRESS URGENT CARE - WILLIAMSPORT		6	1	14%	7
DIAGNOSTIC & MEDICAL SPECIALISTS OF GREENWICH		5	2	29%	7
CVS NJ836POCT RUNNEMEDE		7			7
NASSAU UNIVERSITY MEDICAL CENTER DEPT		6	1	14%	7
WALGREENS #04569		6	1	14%	7
RIVER OAKS TREATMENT CENTER			7	100%	7
MINUTECLINIC MINUTECLINIC #8505		5	2	29%	7
CVS PHARMACY #8800		5	2	29%	7
CARENOW URGENT CARE-SOUTHLAKE			7	100%	7
FLORIDA HOSPITAL APOPKA		6	1	14%	7
Robert Wood Johnson University Hospital		5	2	29%	7
RANDOLPH DIABETES AND WELLNESS		6	1	14%	7
MINUTE-CLINIC DIAGNOSTIC OF VIRGINIA,		7			7
QUE		4	3	43%	7
MINUTE-CLINIC DIAGNOSTIC OF VIRGINIA, LLC #794		6	1	14%	7
CVS IL8747POCT CHICAGO		7			7
EASTERN FLORIDA STATE COLLEGE – PALM BAY CAMPUS□			7	100%	7
CVS MD2956POCT NEW MARKET		6	1	14%	7
MEDEXPRESS URGENT CARE-NESHANNOCK TWP		6	1	14%	7
HOLY GARDEN ALF, INC.		7			7
FLORIDA DIGESTIVE AND LIVER SPECIALIST		7			7
Ocoee Health Care Center		7			7
NYU WINTHROP HOSPITAL PATHOLOGY		7			7
COMPASSION PEDIATRICS		3	4	57%	7
LOUISIANA DEPT OF HEALTH			7	100%	7
Rutgers Health Rwj University Hospital - Laboratory		4	3	43%	7
CVS MA594POCT FALMOUTH		6	1	14%	7
FAMILY MEDICINE MEDICAL DRIVE		7			7
DOCTOR'S IN-HOUSE LAB/COMMUNITY HEALTH CENTERS OF PINELLAS –PINELLAS P			7	100%	7
GENTRY PARK ORLANDO ASSISTED LIVING		6	1	14%	7
MINUTECLINIC DIAG OF IND LLC #8651		6	1	14%	7
CVS SC2736POCT MURRELLS INLET		6	1	14%	7
CVS NM8918POCT ALBUQUERQUE		7			7

COVID-19: testing by laboratory

Data through Apr 13, 2021 verified as of Apr 14, 2021 at 09:25 AM

Data in this report are provisional and subject to change.

The numbers in the table below represent the number of Florida and non-Florida residents for whom test results were received by the Department of Health. A person can be tested by more than one laboratory and can have both positive and negative results. **Therefore, the sum of the numbers in each column will be larger than the total number of people tested.**

Reporting lab	Inconclusive	Negative	Positive	Percent positive	Total
OCALA REGIONAL KIDNEY CENTER EAST		2	5	71%	7
ST CHARLES BEND LABORATORY		6	1	14%	7
WILDLIGHT LAB			7	100%	7
LYNMOORE,THE		7			7
MEDEXPRESS URGENT CARE - HOLLINS		7			7
MEDEXPRESS URGENT CARE - BLUEFIELD		6	1	14%	7
GULF COAST PEDIATRICS OF SARASOTA PA		1	6	86%	7
BRADENTON PHYSICIANS MEDICAL CENTER			7	100%	7
Lenox on the Lake			7	100%	7
MINUTECLINIC LLC # 3401		7			7
PENINSULA CARE AND REHABILITATION CENTER			7	100%	7
NOVANT HEALTH INPATIENT CARE		2	5	71%	7
MEDEXPRESS URGENT CARE, JOHNSTOWN		6	1	14%	7
DELAWARE DEPARTMENT OF HEATH		6	1	14%	7
NORTH FLORIDA MEDICAL CENTERS INC		1	6	86%	7
AHMG LAKE NONA PRIMARY CARE		7			7
ECLRS		2	5	71%	7
CVS OH3080POCT HUBER HEIGHTS		6	1	14%	7
TRUE HEALTH DIAGNOSTICS		1	6	86%	7
FLORIDA CANCER SPECIALISTS & RESEARCH INSTITUTE		6	1	14%	7
FHMG_FM AND IM AVALON PARK		2	5	71%	7
PALM GARDEN OF SUN CITY			7	100%	7
FLORIDA SCHOOL FOR THE DEAF AND THE BLIND			7	100%	7
GMR EVENT SERVICES LLC DBA CROWDRX		7			7
GRACE REHABILITATION CENTER OF VERO BEACH		4	3	43%	7
EP LTC PHARMACY		5	2	29%	7
GLEN FALLS HOSPITAL DEPARTMENT OF PATHOLOGY		6	1	14%	7
MEDEXPRESS URGENT CARE - HOT SPRINGS		7			7
MINUTECLINIC DIAGNOSTIC OF OHIO #4401		7			7
PROVIDENCE LABORATORY SERVICES		7			7
CVS MA6505POCT NEWTON		7			7
CVS MINUTE CLINIC DIAG OF IND LLC #5206		6	1	14%	7
MEDEXPRESS URGENT CARE-PETERS TWP		6	1	14%	7
MIAMI BEACH COMMUNITY HEALTH CENTER INC			7	100%	7
MEDEXPRESS URGENT CARE - STATE COLLEGE		5	2	29%	7
KANSAS DEPARTMENT OF HEALTH		2	5	71%	7
NELSON BIOLOGICAL			7	100%	7
HARMONIOUS HOME HEALTH, LLC		7			7
GALLUP INDIAN MEDICAL CENTER		7			7
LAWTON CHILES HEALTH CENTER		1	6	86%	7
HEARTLAND PEDIATRICS OF LAKE PLACID			7	100%	7
MERCY HEALTH—MUSKEGON		6	1	14%	7
MEDEXPRESS URGENT CARE MORGANTOWN		7			7
CVS PA4077POCT BELLE VERNON		7			7
PANCARE HEALTH - KATE SMITH ELEMENTARY		1	6	86%	7
CRESTWOOD MEDICAL CENTER		5	2	29%	7

COVID-19: testing by laboratory

Data through Apr 13, 2021 verified as of Apr 14, 2021 at 09:25 AM

Data in this report are provisional and subject to change.

The numbers in the table below represent the number of Florida and non-Florida residents for whom test results were received by the Department of Health. A person can be tested by more than one laboratory and can have both positive and negative results. **Therefore, the sum of the numbers in each column will be larger than the total number of people tested.**

Reporting lab	Inconclusive	Negative	Positive	Percent positive	Total
COMMUNITY MEDICAL AND DENTAL CARE INC		7			7
MINUTECLINIC LLC #5176		4	3	43%	7
GO PATH LABORATORIES			7	100%	7
FRESENIUS KIDNEY CARE FORT WALTON BEACH			7	100%	7
LONGWOOD FAMILY MEDICINE		1	6	86%	7
PENN MEDICINE PRINCETON MEDICAL CENTER		6	1	14%	7
SOUTH COM HEALTH CLINIC, DEPT. OF THE ARMY		7			7
BIRMINGHAM VAMC		3	4	57%	7
CVS GA2147POCT KENNESAW		5	2	29%	7
WOMENS CARE FLORIDA LLC		5	2	29%	7
KENDALL REGIONAL MEDICAL CNTR			7	100%	7
LAKE CITY CORRECTIONAL FACILITY			7	100%	7
CUMBERLAND HEIGHTS		7			7
CVS GA2236POCT WOODSTOCK		7			7
GAINESVILLE PEDIATRIC ASSOCIATES		1	6	86%	7
WEST DADE PEDIATRICS			7	100%	7
DASCENA LABORATORY			7	100%	7
MEDEXPRESS URGENT CARE - STAUNTON		3	4	57%	7
BALTIMORE CITY HEALTH DEPT COMMUNICABLE DISEASES AND EPIDEMIOLOGY			7	100%	7
Parkside Villa		7			7
CVS HEALTH, #1994		5	2	29%	7
EMBRY-RIDDLE AERONAUTICAL UNIVERSITY HEALTH			7	100%	7
DALLAS COUNTY HEALTH AND HUMAN SERVICES			7	100%	7
DOCTORS CLINICAL LABORATORY, INC		5	2	29%	7
LEWIS COUNTY MANOR		6			6
BENEVA LAKES HEALTHCARE & REHAB CENTER			6	100%	6
CVS NC6402POCT DAVIDSON		4	2	33%	6
CAPITAL HEALTH PLAN LABORATORIES			6	100%	6
MEDEXPRESS URGENT CARE - YORK		3	3	50%	6
CVS NC5532POCT SUMMERFIELD		6			6
MINUTE CLINIC DIAGNOSTIC OF VIRGINIA, LLC #7543		6			6
MEDEXPRESS - NEWARK		6			6
NEUROSCIENCE AND SPINE ASSOCIATES, PL		5	1	17%	6
LUMADOC HEALTH		4	2	33%	6
AMERICAN HEALTH ASSOC. LABORATORY SOUTH		4	2	33%	6
MERCY COLLEGE HEALTH OFFICE		6			6
NU WAVE MEDICAL CENTER			6	100%	6
BAYCARE ALLIANT HOSPITAL			6	100%	6
PR HEALTH		1	5	83%	6
CVS SC5479POCT INDIAN LAND		6			6
AARK LABORATORY		6			6
CITIZENS BAPTIST MEDICAL CENTERS LAB		5	1	17%	6
MD NOW MEDICAL CENTER			6	100%	6
MEDEXPRESS URGENT CARE - PRINCETON		5	1	17%	6
New York Harbor Harbor HCS - Brooklyn Campus		6			6
BOONE DRUG & HEALTHCARE AT DEERFIELD			6	100%	6

COVID-19: testing by laboratory

Data through Apr 13, 2021 verified as of Apr 14, 2021 at 09:25 AM

Data in this report are provisional and subject to change.

The numbers in the table below represent the number of Florida and non-Florida residents for whom test results were received by the Department of Health. A person can be tested by more than one laboratory and can have both positive and negative results. **Therefore, the sum of the numbers in each column will be larger than the total number of people tested.**

Reporting lab	Inconclusive	Negative	Positive	Percent positive	Total
ADVENTHEALTH CELEBRATION EMPLOYEE CLINIC		6			6
DEPARTMENT OF HEALTH AND HUMAN SERVICES STATE OF NEW HAMPSHIRE			6	100%	6
ATLANTIC COMMUNITY HIGH SCHOOL		5	1	17%	6
RAPID MEDLAB (004MO)		5	1	17%	6
NORTH FLORIDA PEDIATRICS JASPER			6	100%	6
DISCOVERY VILLAGE AT DEERWOOD			6	100%	6
PLEASANTVILLE OF SEBASTIAN LLC☐			6	100%	6
JERSEY SHORE MEDICAL CENTER		6			6
WAKEMED		1	5	83%	6
UT MEMPHIS UNIVERSITY HEALTH SERVICES			6	100%	6
ALLEGRO FLEMING ISLAND		1	5	83%	6
TIMBER CREEK PEDIATRICS		6			6
BROOKDALE CLERMONT			6	100%	6
FAMILY CARE MEDICAL CENTER			6	100%	6
MARCO ISLAND MEDICAL CENTER			6	100%	6
BAYSIDE URGENT CARE CENTER INC			6	100%	6
FYZAMEDICAL, LLC		6			6
PALMETTO HEALTH ALLIANCE		3	3	50%	6
CAMELLIA AT DEERWOOD		2	4	67%	6
ALL CHILDREN'S HOSPITAL DEPT OF GENERAL PEDIATRICS			6	100%	6
URGENT TEAM - NASHVILLE		5	1	17%	6
Centrastate Medical Center		5	1	17%	6
TAMIAMI LAB MILLENIUM			6	100%	6
COVID TESTING LLC			6	100%	6
MEDEXPRESS URGENT CARE - LEDGEWOOD		5	1	17%	6
WALGREENS #06416		6			6
ELITE MEDICAL CENTER		1	5	83%	6
Advanced Care Center			6	100%	6
MINUTECLINIC DIAGNOSTIC OF TN PC #442		4	2	33%	6
Madison Health & Rehabilitation		6			6
HOLLY HILL HOME INFUSION SERVICE		5	1	17%	6
MINUTECLINIC DIAGNOSTIC OF VIRGINIA, LLC		6			6
MEDEXPRESS URGENT CARE SHADYSIDE		5	1	17%	6
CVS PA813POCT RICHBORO		6			6
CHILDREN'S HOSPITAL OF PHILADELPHIA		5	1	17%	6
XPRESS URGENT CARE LLC		6			6
THE CLINIC PREMISE HEALTH			6	100%	6
MEDEXPRESS URGENT CARE - RICHMOND, NINE MILE RD		5	1	17%	6
MIAMI RESCUE MISSION CLINIC INC			6	100%	6
MEDEXPRESS URGENT CARE - WAXAHACHIE, N HIGHWAY 77		4	2	33%	6
UT SOUTHWESTERN MEDICAL CENTER			6	100%	6
BAYSHORE POINTE NURSING AND REHAB CENTER			6	100%	6
PROHEALTH MED		1	5	83%	6
GENTLE MEDICINE ASSOCIATES / DR. REGINE BATAILLE		6			6
PREMIER FAMILY HEALTH PA			6	100%	6
MINUTECLINIC DIAGNOSTICS OF IND LLC		3	3	50%	6

COVID-19: testing by laboratory

Data through Apr 13, 2021 verified as of Apr 14, 2021 at 09:25 AM

Data in this report are provisional and subject to change.

The numbers in the table below represent the number of Florida and non-Florida residents for whom test results were received by the Department of Health. A person can be tested by more than one laboratory and can have both positive and negative results. **Therefore, the sum of the numbers in each column will be larger than the total number of people tested.**

Reporting lab	Inconclusive	Negative	Positive	Percent positive	Total
CVS NJ2815POCT E BRUNSWICK		4	2	33%	6
Kennedy University Hospital		5	1	17%	6
PUBLIC HEALTH LAB		6			6
MINUTECLINIC MINUTECLINIC #921		6			6
MINUTECLINIC DIAGNOSTIC OF KENTUCKY		6			6
TULLAHOMA HMA, LLC		5	1	17%	6
CVS MI8049POCT WATERFORD		5	1	17%	6
CVS TX2263POCT SAN ANTONIO		6			6
MEDEXPRESS URGENT CARE - ELM GROVE		5	1	17%	6
CAREWELL 301 - WARWICK			6	100%	6
ANTHONY-BROWN PHARMACY		6			6
JOSEF SCHENKER, MD, PC		6			6
MEDEXPRESS URGENT CARE - MBURG COMMONS		5	1	17%	6
GUTHRIE MEDICAL GROUP LABORATORIES		6			6
MEDEXPRESS URGENT CARE - WEIRTON		6			6
MINUTECLINIC DIAGNOSTIC OF SC, LLC #4		6			6
MINUTECLINIC, LLC #1452		6			6
STATEN ISLAND CHAI CARE		5	1	17%	6
WG WINDSOR WOODS SH LLC		6			6
VILLAGES HEALTH, THE		4	2	33%	6
THE WINDSOR OF OCALA		2	4	67%	6
BETH ISRAEL DEACONESS MEDICAL CENTER			6	100%	6
FLORIDA WOMAN CARE LABORATORY			6	100%	6
MEDI PARTNERS OF S FLORIDA LLC		6			6
CVS OH6123POCT CINCINNATI		4	2	33%	6
WELLSTAR ATLANTA MEDICAL CENTER LABORA		5	1	17%	6
LOS ALAMOS NATIONAL LABORATORY		6			6
EXPICARE NURSING AGENCY, INC		5	1	17%	6
CENTRAL FLORIDA PRIMARY CARE			6	100%	6
WELLSTAR WEST GEORGIA MEDICAL CENTER		6			6
PALM HARBOR DERMATOLOGY		4	2	33%	6
CVS IN6713POCT BLOOMINGTON		6			6
CLINICAL CARE ASSOCIATES			6	100%	6
MOULTRIE CREEK NURSING AND REHAB			6	100%	6
MEDEXPRESS URGENT CARE-HERSHEY		5	1	17%	6
TEXAS MEDCLINIC			6	100%	6
PENN NURSING CENTER		6			6
MEDEXPRESS - WILMINGTON CONCORD PIKE		5	1	17%	6
SKR MEDICAL ADVISORS		6			6
CVS MINUTE CLINIC DIAGNOSTIC OF TEXAS		5	1	17%	6
MEDEXPRESS URGENT CARE-MUNCIE		6			6
MEDICAL CENTER AT OCEAN REEF		1	5	83%	6
ASCENSION ST VINCENT'S CLAY COUNTY			6	100%	6
Kroger 673 - The Little Clinic Dallas		5	1	17%	6
CALIFORNIA DEPARTMENT OF PUBLIC HEALTH		1	5	83%	6
SOUTHERN OCEAN MEDICAL CENTER		6			6

COVID-19: testing by laboratory

Data through Apr 13, 2021 verified as of Apr 14, 2021 at 09:25 AM

Data in this report are provisional and subject to change.

The numbers in the table below represent the number of Florida and non-Florida residents for whom test results were received by the Department of Health. A person can be tested by more than one laboratory and can have both positive and negative results. **Therefore, the sum of the numbers in each column will be larger than the total number of people tested.**

Reporting lab	Inconclusive	Negative	Positive	Percent positive	Total
COMPUNET CLINICAL LAB			6	100%	6
WIREGRASS MEDICAL CENTER			6	100%	6
CURATIVE CARE CENTER INC		1	5	83%	6
SAINT PETER'S UNIVERSITY HOSPITAL		6			6
MARSHALL MEDICAL CENTER SOUTH LAB		5	1	17%	6
MY WELLNESS EXPRESS			6	100%	6
MEDEXPRESS URGENT CARE - HUNTINGTON WE		6			6
UNILAB		2	4	67%	6
FLORIDA DEPARTMENT OF HEALTH SEMINOLE COUNTY		1	5	83%	6
BNR PHARMACY INC		6			6
FLEET LANDING			6	100%	6
LEE COMMUNITY HEALTHCARE INC DUNBAR		6			6
MINUTECLINIC 7196		5	1	17%	6
THE PALMS REHABILITATION AND HEALTHCARE CENTER		5	1	17%	6
CVS PA5241POCT CHALFONT		6			6
AMERICAN MEDICAL RESPONSE - DENVER		3	3	50%	6
CVS MA957POCT WEST SPRINGFIELD		6			6
MINUTECLINIC DIAG OF IND LLC #1138		5	1	17%	6
MINUTECLINIC LLC #5041		2	4	67%	6
ADVENTHEALTH MEDICAL GROUP INTERNAL MEDICINE AT		2	4	67%	6
SOUTHEASTERN DERMATOLOGY GROUP PA		5	1	17%	6
QUICK CARE MED WALK IN AND URGENT CARE			6	100%	6
BETHESDA COMMUNITY HEALTH CENTER			6	100%	6
HELIX KH UC		1	5	83%	6
FLORIDA DEPARTMENT OF HEALTH IN MIAMI DADE COUNTY		5	1	17%	6
CVS NATIONAL HARBOR MD2297714CV		6			6
CAPE CORAL URGENT CARE		3	3	50%	6
LPG COCONUT POINT - FAMILY/ INTERNAL MEDICINE		6			6
LAKEVIEW TERRACE HOME HEALTH SERVICES LLC			6	100%	6
SUNSHINE STATE DIALYSIS			6	100%	6
SV DIAGNOSTIC LAB			6	100%	6
FLORIDA HEALTHCARE OF ORLANDO		1	5	83%	6
PRINCETON BMC LABORATORY		6			6
Oakwood - North Baldwins Center for Living		6			6
MCR HEALTH LAWTON CHILES ADMINISTRATION STE A		1	5	83%	6
IVY ROSEN MD PLLC		6			6
DANIEL M LIBBY MD PLLC		6			6
CVS IN3975POCT JEFFERSONVILLE		3	3	50%	6
AFC/DOCTORS EXPRESS NORTH BERGEN		4	2	33%	6
CVS PA1379POCT LANSDALE		5	1	17%	6
BROWARD COUNTY HEALTH DEPT.			6	100%	6
ALL4KIDZ PEDIATRICS LLC		3	3	50%	6
HERNANDO PASCO HOSPICE INC		5	1	17%	6
MAXCARE CLINIC			6	100%	6
SHEEPSHEAD BAY URGENT CARE		6			6
HUNTERS CREEK PEDIATRICS		6			6

COVID-19: testing by laboratory

Data through Apr 13, 2021 verified as of Apr 14, 2021 at 09:25 AM

Data in this report are provisional and subject to change.

The numbers in the table below represent the number of Florida and non-Florida residents for whom test results were received by the Department of Health. A person can be tested by more than one laboratory and can have both positive and negative results. **Therefore, the sum of the numbers in each column will be larger than the total number of people tested.**

Reporting lab	Inconclusive	Negative	Positive	Percent positive	Total
VIERA PEDIATRICS		1	5	83%	6
Northwell Lab		2	4	67%	6
BOCA VIPEDIATRICS			6	100%	6
UNILAB OF DADE INC			6	100%	6
KAILOS GENETICS INC		4	2	33%	6
CVS TN4624POCT KNOXVILLE		5	1	17%	6
CVS SC5550POCT CLOVER		5	1	17%	6
IAN C BOYKIN MD		4	2	33%	6
MOUNT SINAI BROOKLYN LABORATORY		5	1	17%	6
COVID RAPID LABS		1	5	83%	6
ARLINGTON OF NAPLES		6			6
CENTREX CLINICAL LABS INC		6			6
ELITE MD GROUP INC		2	4	67%	6
LRHS Southeastern University		4	2	33%	6
GENESIS FAMILY PRACTICE		3	3	50%	6
PANCARE HEALTH - ALTHA PUBLIC			6	100%	6
CDRX INFUSION			6	100%	6
CVS TX1104POCT ALLEN		6			6
REDMED OF CROSSTOWN		3	3	50%	6
NORTHSIDE GWINNETT HOSPITAL		5	1	17%	6
PHYSICIANS FOR CHILDREN			6	100%	6
MEDEXPRESS URGENT CARE-PITTSFIELD		6			6
PROGRESS PHARMACY INC		1	5	83%	6
CVS TX8322POCT AUSTIN		6			6
ENIGMA DIAGNOSTIC, INC.			6	100%	6
FIRST COAST CARDIOVASCULAR INSTITUTE PA			6	100%	6
ADVANCED URGENT CARE OF MARATHON		1	5	83%	6
CVS NV2928POCT LAS VEGAS		6			6
RIVER CITY PRIMARY AND URGENT CARE			6	100%	6
PATHGROUP LABS, LLC		4	2	33%	6
TREASURE COAST INFECTIOUS DISEASE CONSULTANTS		3	3	50%	6
FLORIDA MEDICAL SPECIALISTS		2	4	67%	6
MINUTE CLINIC LLC #1909		6			6
CVS KY4779POCT LOUISVILLE		4	2	33%	6
OWL NOW URGENT CARE			6	100%	6
MANATEE MEMORIAL HOSPITAL CLINICAL LABORATORY			6	100%	6
AMERICAN EAGLE LEESBURG AL LLC DBA VISTA LAKE			6	100%	6
SANTOS REHABILITATION CENTER INC			6	100%	6
CONCENTRA			6	100%	6
CVS IN6654POCT INDIANAPOLIS		5	1	17%	6
FAMILY TREE PRIMARY CARE		5	1	17%	6
CVS CA9721POCT ARCADIA		6			6
URGENT CARE HOUSECALLS PA		5	1	17%	6
FLORIDA DEPARTMENT OF HEALTH IN SARASOTA COUNTY		5	1	17%	6
PRESBYTERIAN HOME		6			6
COMPASSION PEDIATRIC URGENT CARE LLC		2	4	67%	6

COVID-19: testing by laboratory

Data through Apr 13, 2021 verified as of Apr 14, 2021 at 09:25 AM

Data in this report are provisional and subject to change.

The numbers in the table below represent the number of Florida and non-Florida residents for whom test results were received by the Department of Health. A person can be tested by more than one laboratory and can have both positive and negative results. **Therefore, the sum of the numbers in each column will be larger than the total number of people tested.**

Reporting lab	Inconclusive	Negative	Positive	Percent positive	Total
DIXIE COUNTY EMERGENCY SERVICES			6	100%	6
TERENCE B MITCHELL MD, INC		2	4	67%	6
BROWARD TRANSITIONAL CENTER			6	100%	6
PHYSICIANS URGENT CARE BERRY FARMS		4	2	33%	6
SCOTTS PHARMACY		5	1	17%	6
MEDEXPRESS URGENT CARE - IRVING		6			6
CARESOUTH HHA HOLDINGS OF THE BAY AREA LLC☐		6			6
MILLER COUNTY HOSPITAL		6			6
URGENT TEAM - MUSCLE SHOALS		6			6
CVS PA1296POCT DREXEL HILL		4	2	33%	6
JACKSONVILLE PEDIATRICS			6	100%	6
CVS TX7821POCT LEAGUE CITY		5			5
NORTH DADE NURSING AND REHABILITATION CENTER			5	100%	5
GENTLE HANDS MOBILE PHLEBOTOMY			5	100%	5
OCHSNER MEDICAL CENTER			5	100%	5
Lake Mary Health and Rehabilitation Center		1	4	80%	5
NORTHWOOD UNIVERSITY-BENNETT SPORTS CENTER		5			5
INDIAN RIVER PRIMARY CARE PA		5			5
OMNICARE PHARMACY OFTEXAS 1, LP DBA OMNICARE		5			5
HEALTHCARE NETWORK OF SOUTHWEST FLORIDA			5	100%	5
CVS TX5877POCT PEARLAND		5			5
CVS TN7698POCT KNOXVILLE		5			5
CVS NV408817POCT LAS VEGAS		1	4	80%	5
Life Care Center of Estero			5	100%	5
MINUTECLINIC DIAG OF IND, LLC #6910		5			5
MARION COUNTY FIRE RESCUE		3	2	40%	5
ELITE CARE			5	100%	5
BIOTECH CLINICAL LABORATORY			5	100%	5
ADVENTHEALTH CAR CENTER APOPKA			5	100%	5
CVS PA10034POCT PITTSBURGH		5			5
BROOKDALE NEW PORT RICHEY			5	100%	5
MASSASHUSETTS STATE LAB INSTITUTE		2	3	60%	5
MCKENZIE-WILLAMETTE MEDICAL CENTER LAB		5			5
BLUETAIL MEDICAL GROUP, LLC		4	1	20%	5
LIFEPLUS HEALTHCARE GROUP INC		5			5
UF HEALTH PATHOLOGY LABORATORIES			5	100%	5
CVS IN8669POCT INDIANAPOLIS		4	1	20%	5
HUNT CLUB MEDICAL CARE			5	100%	5
CITRUS HEALTH NETWORK INC		2	3	60%	5
BAPTIST HEALTH - TOWN CENTER			5	100%	5
COPELAND MEDICAL CLINIC		3	2	40%	5
CAREATC, INC.			5	100%	5
FLORIDA PRIMARY CARE AND SPORTS MEDICINE INC		2	3	60%	5
HENDRY REGIONAL CONVENIENT CARE CENTER			5	100%	5
PRINCIPLE HOSPICE SERVICE, LLC			5	100%	5
FRESENIUS KIDNEY CARE SOUTH ORLANDO			5	100%	5

COVID-19: testing by laboratory

Data through Apr 13, 2021 verified as of Apr 14, 2021 at 09:25 AM

Data in this report are provisional and subject to change.

The numbers in the table below represent the number of Florida and non-Florida residents for whom test results were received by the Department of Health. A person can be tested by more than one laboratory and can have both positive and negative results. **Therefore, the sum of the numbers in each column will be larger than the total number of people tested.**

Reporting lab	Inconclusive	Negative	Positive	Percent positive	Total
CVS OH10893POCT PARMA		2	3	60%	5
ADMERA HEALTH			5	100%	5
SOUTH BEND MEDICAL FOUNDATION			5	100%	5
LAKE COUNTY DETENTION CENTER		3	2	40%	5
MINUTECLINIC MINUTECLINIC #3665		5			5
TOXUSALABS DBA CONNECTDX LABS		4	1	20%	5
MEDEXPRESS URGENT CARE FOX CHAPEL		5			5
DISCOVERY VILLAGE AT STUART		2	3	60%	5
THE CLINIC OF PEDIATRICS & GI MEDICINE, INC			5	100%	5
SEACOAST PATHOLOGY PROFESSIONAL ASSOC		5			5
INNOVATIVE COVID-DIVERSEY			5	100%	5
COMMONS AT ORLANDO LUTHERAN TOWERS SNF			5	100%	5
CVS MA1852POCT MEDWAY		5			5
ARC POINT LABS OF AUSTIN NORTH			5	100%	5
MINUTECLINIC DIAG OF IND LLC #6840		5			5
NORTHERN MICHIGAN UNIVERSITY ATHLETICS		5			5
FOUNDCARE, INC			5	100%	5
MINUTECLINIC, LLC #07852		4	1	20%	5
BAYSHORE LABORATORY		4	1	20%	5
QUATRACOR PLLC		5			5
CLINICAL CARE INC			5	100%	5
BEACH HOUSE		5			5
CVS AZ9210POCT SCOTTSDALE		5			5
MINUTECLINIC DIAGNOSTIC OF OHIO #6147		4	1	20%	5
RURAL HEALTH CARE INC			5	100%	5
NIBHA MEDIRATTA MD PL			5	100%	5
MINUTE CLINIC, LLC #1434		5			5
PHYSICIANS IMMEDIATE CARE ELGIN			5	100%	5
CAPE COD HOSPITAL			5	100%	5
SIGNATURE URGENT CARE			5	100%	5
PM PEDIATRICS OF SELDEN		3	2	40%	5
LEHIGH REGIONAL MEDICAL CENTER LABORATORY		3	2	40%	5
SJH			5	100%	5
MEASE CONTINUING CARE		3	2	40%	5
MEDICAL UNIVERSITY SC HOSPITAL			5	100%	5
VEIL VALLEY MEDICAL CENTER			5	100%	5
LPG PEDIATRICS AT CAPE CORAL		5			5
PREMIER PEDIATRICS		1	4	80%	5
NOVANT HEALTH UVA		2	3	60%	5
CHAMPLAIN VALLEY PHYSICIANS HOSPITAL		3	2	40%	5
UCF STUDENT HEALTH SERVICES LABORATORY		2	3	60%	5
ST BARNABAS HOSPITAL		5			5
PREMIER MEDICAL LABORATORY	1	2	2	40%	5
ADVANCED PEDIATRICS OF BOCA LLC			5	100%	5
ELDER ALTERNATIVES INC		3	2	40%	5
MINUTECLINIC DIAGNOSTIC OF PENNSYLVANIA, LLD #1545		5			5

COVID-19: testing by laboratory

Data through Apr 13, 2021 verified as of Apr 14, 2021 at 09:25 AM

Data in this report are provisional and subject to change.

The numbers in the table below represent the number of Florida and non-Florida residents for whom test results were received by the Department of Health. A person can be tested by more than one laboratory and can have both positive and negative results. **Therefore, the sum of the numbers in each column will be larger than the total number of people tested.**

Reporting lab	Inconclusive	Negative	Positive	Percent positive	Total
Bon Secours Place		4	1	20%	5
Kroger 449 - The Little Clinic Mountain Park		4	1	20%	5
MED EXPRESS URGENT CARE PC - MARYLAND		4	1	20%	5
EAST CENTRAL FLORIDA OUT PATIENT IMAGING			5	100%	5
MARTHA A PRICE MD PA		2	3	60%	5
JOE DIMAGGIO CHILDREN'S HOSPITAL		1	4	80%	5
TRUSTBRIDGE			5	100%	5
KEYSTONE REHABILITATION AND HEALTH CENTER		1	4	80%	5
OCCMED SOLUTIONS		2	3	60%	5
AUGUSTA HEALTH			5	100%	5
Enterprise Health and Rehabilitation Center		5			5
CLEVELAND CLINIC MARTIN HEALTH NURSING & RESTORATIVE		5			5
HENDRY/GLADES COUNTY HEALTH DEPARTMENT		4	1	20%	5
SAFETY HARBOR SENIOR LIVING			5	100%	5
REGIONAL MEDICAL CENTER BAYONET POINT			5	100%	5
MEDEXPRESS URGENT CARE - MOUNTAIN HOME		4	1	20%	5
MINIUTECLINIC DIAG OF IND, LLC #6553		5			5
CAREHERE LCS- EUSTIS			5	100%	5
CULVER-STOCKTON COLLEGE		5			5
MINUTECLINIC, DIAGNOSTIC OF TEXAS, LLC		5			5
MINNESOTA DEPARTMENT OF HEALTH PUBLIC HEALTH LABORATORY DIVISION	1		4	80%	5
Highland Pines Health and Rehab		5			5
DAVENPORT PEDIATRICS PA		1	4	80%	5
OURMED		4	1	20%	5
FALLSBURG CHAI		5			5
MINUTECLINIC DIAG OF IND, LLC #6648		3	2	40%	5
EAST GEORGIA REGIONAL MEDICAL CENTER		4	1	20%	5
SCIENCE CARE			5	100%	5
CELERION			5	100%	5
PAUL GRECO MD CONCIERGE MEDICAL SERVICES PL		5			5
CVS AZ10150POCT PHOENIX		4	1	20%	5
UNIVERSITY OF CHICAGO MEDICAL CENTER LAB			5	100%	5
DICKSON MEDICAL ASSOCIATES PC PATH LAB		4	1	20%	5
AHF PUBLIC HEALTH LABORATORY			5	100%	5
BOROPARK URGENT CARE		4	1	20%	5
MEDEXPRESS - COLLINSVILLE BELT LINE		3	2	40%	5
MEDEXPRESS URGENT CARE MURRYSVILLE		3	2	40%	5
ABSOLUTE HEALTH		5			5
MEDEXPRESS URGENT CARE LAVALE		5			5
BROWNE MEDICAL LLC		3	2	40%	5
PARADISE VILLA ALF INCORPORATED		5			5
EASTCHESTER PEDIATRIC MEDICAL GROUP		5			5
MIAMI CANCER INSTITUTE			5	100%	5
COOPER HOSPITAL/UNIVERSITY MEDICAL		5			5
CVS PA2688POCT COLLEGEVILLE		5			5
WHITE WILSON MEDICAL CENTER - FWB		1	4	80%	5

COVID-19: testing by laboratory

Data through Apr 13, 2021 verified as of Apr 14, 2021 at 09:25 AM

Data in this report are provisional and subject to change.

The numbers in the table below represent the number of Florida and non-Florida residents for whom test results were received by the Department of Health. A person can be tested by more than one laboratory and can have both positive and negative results. **Therefore, the sum of the numbers in each column will be larger than the total number of people tested.**

Reporting lab	Inconclusive	Negative	Positive	Percent positive	Total
LAFAYETTE NURSING AND REHAB			5	100%	5
CARENOW URGENT CARE - CENTRAL AUSTIN		1	4	80%	5
QUALITY MEDICAL CARE			5	100%	5
ENT AND ALLERGY ASSOCIATES OF FLORIDA, LLC			5	100%	5
BAYCARE MEDICAL GROUP, INC		5			5
WESTMINSTER SHORES			5	100%	5
CVS MO10053POCT SAINT PETERS		5			5
CARL R DARNALL ARMY MEDICAL CENTER			5	100%	5
INFECTION CONTROL/ EMPHEALTH		3	2	40%	5
QUINTON MEMORIAL HEALTH CARE CENTER		5			5
CVS OH2518POCT COLUMBUS		4	1	20%	5
RIO PINAR HEALTH CARE			5	100%	5
DOCS URGENT CARE		1	4	80%	5
CENTRAL JERSEY URGENT CARE OF BROWN MI		5			5
DOCTORS HOSPITAL LAB MEDICAL OFFICE BUILDING			5	100%	5
CVS NJ862POCT MARLBORO		5			5
FHPG FAMILY MEDICAL CENTER OF TAMPA BAY		1	4	80%	5
WEST PACIFIC MEDICAL LABORATORY			5	100%	5
MINUTECLINIC, LLC #7139		5			5
QUEST DIAGNOSTICS PSC		1	4	80%	5
PIEDMONT HOSPITAL LAB			5	100%	5
MEDEXPRESS URGENT CARE- COLUMBIA HEIGH		5			5
CELEBRATION PEDIATRICS PA			5	100%	5
CVS SC1540POCT MYRTLE BEACH		4	1	20%	5
SEASIDE MANOR			5	100%	5
CVS MA1095POCT AMHERST		4	1	20%	5
DAVISON HEALTH CENTER WESLEYAN UNIVERS		5			5
MAINE DEPARTMENT OF HEALTH AND HUMAN SERVICES			5	100%	5
ADVENTHEALTH MEDICALGROUP PEDIATRICS AT ORLANDO		5			5
MINUTECLINIC DIAG OF IND, LLC #8645		5			5
RHEA MEDICAL CENTER		5			5
FIFTH AVENUE PEDIATRICS		3	2	40%	5
NATURE COAST PRIMARY CARE LAB LLC		1	4	80%	5
THE LITTLE CLINIC			5	100%	5
ADVENT HEALTH - TUSKAWILLA		4	1	20%	5
PARADIGM LABORATORIES			5	100%	5
RUSH UNIVERSITY MEDICAL CENTER LABORATORY			5	100%	5
MID - FLORIDA PATHOLOGY LLC		1	4	80%	5
CVS MA1845POCT WILMINGTON		4	1	20%	5
OPTUMCARE FLORIDA, LLC		3	2	40%	5
UW MEDICINE VIROLOGY LAB			5	100%	5
FLAGLER HEALTH SERVICES INC			5	100%	5
PEDIATRIC URGENT HEALTH CARE			5	100%	5
HILLSBOROUGH COUNTY HEALTH DEPARTMENT			5	100%	5
Army Residence Community		5			5
FLORIDA DEPARTMENT OF HEALTH - INVERNESS		3	2	40%	5

COVID-19: testing by laboratory

Data through Apr 13, 2021 verified as of Apr 14, 2021 at 09:25 AM

Data in this report are provisional and subject to change.

The numbers in the table below represent the number of Florida and non-Florida residents for whom test results were received by the Department of Health. A person can be tested by more than one laboratory and can have both positive and negative results. **Therefore, the sum of the numbers in each column will be larger than the total number of people tested.**

Reporting lab	Inconclusive	Negative	Positive	Percent positive	Total
MERCY URGENT CARE			5	100%	5
CARENOW URGENT CARE - WINTER SPRINGS		4	1	20%	5
FAMILY TREE DNA			5	100%	5
EAST BANK HOSPITAL - UNIVERSITY OF MINNESOTA MEDICAL CENTER			5	100%	5
PRECISION LABS LLC		2	3	60%	5
LAKEVIEW HEALTHCARE SYSTEM LLC			5	100%	5
THONOTOSASSA COMMUNITY HEALTH CENTER		1	4	80%	5
REELFOOT FAMILY WALK IN CLINIC		4	1	20%	5
MEDEXPRESS URGENT CARE - BECKLEY CROSS		4	1	20%	5
WILSON PEDIATRICS			5	100%	5
MINUTECLINIC #2797		5			5
MORGAN STANLEY HEALTH CENTER		5			5
KETTERING HEALTH			5	100%	5
Hillspring of Springboro		5			5
CHIEFLAND MEDICAL CENTER LLC			5	100%	5
METHODIST HEALTHCARE UNIVERSITY HOSPIT		5			5
REHABILITATION CENTER AT JUPITER GARDENS		5			5
CVS IL8751POCT CHICAGO		5			5
PUTNAM HOSPITAL CENTER LABORATORY		5			5
PRL NYC PANDEMIC RESPONSE LAB			5	100%	5
CVS NC3803POCT MOORESVILLE		5			5
HAWTHORNE HEALTH AND REHABILITATION			5	100%	5
LAKE NONA PEDIATRICS IN ASSOCIATION WITH NEMOURS		5			5
FORSYTH HOUSE			5	100%	5
SUTTER TRACY COMMUNITY HOSPITAL			5	100%	5
FLORIDA CLINICAL LABORATORY - BIOREFERENCE LABORATORIES		2	3	60%	5
CVS MINUTE CLINIC DIAGNOSTIC MED GRP OF CAL		5			5
PM PEDIATRICS OF BAYSIDE PLLC		5			5
PATIENT FIRST - LEESBURG			5	100%	5
CVS MA447POCT NORTHAMPTON		3	2	40%	5
RELIANT IMMUNE DIAGNOSTICS			5	100%	5
GULF COAST VETERANS HCS PANAMA CITY OPC		5			5
BREVARD FAMILY WALK IN CLINIC			5	100%	5
CVS NH6596POCT HAMPTON		5			5
CYPRESS CREEK MEDICAL CENTER			5	100%	5
ADVICE FOR OPTIMAL WELLNESS		2	3	60%	5
SOUTH FLORIDA FAMILY HEALTH & RESEARCH CTR			5	100%	5
MEDICAL CENTER OF BLOUNTSTOWN			5	100%	5
DIAGNOSTECHS		4	1	20%	5
URGENT MED INC		3	2	40%	5
WATERTOWN URGENT CARE PLLC		5			5
ALPHADERA LABS, LLC			5	100%	5
CVS SC4122POCT TAYLORS		5			5
MINUTECLINIC DIAGNOSTIC OF OHIO #2964		5			5
ATLANTIC SURGERY CENTER OF JACKSONVILLE BEACH		5			5
LABS PLUS LLC		5			5

COVID-19: testing by laboratory

Data through Apr 13, 2021 verified as of Apr 14, 2021 at 09:25 AM

Data in this report are provisional and subject to change.

The numbers in the table below represent the number of Florida and non-Florida residents for whom test results were received by the Department of Health. A person can be tested by more than one laboratory and can have both positive and negative results. **Therefore, the sum of the numbers in each column will be larger than the total number of people tested.**

Reporting lab	Inconclusive	Negative	Positive	Percent positive	Total
LIVING WATERS MEDICAL CENTER			5	100%	5
Hiawatha Care Center		5			5
URGENT CARE OF ERWIN		5			5
DEPARTMENT OF HEALTH AND HUMAN SERVICES LANSING			5	100%	5
FRESENIUS MEDICAL CARE			5	100%	5
NHC HealthCare Anniston		5			5
ARKANSAS DEPARTMENT OF HEALTH			5	100%	5
SONATA VERO BEACH		5			5
Kroger 099 - The Little Clinic Fort Collins		5			5
INVERNESS FAMILY CARE HIGH RISK PLLC			5	100%	5
HACKENSACK UNIV MED CTR-PATHOLOGY DEPT		5			5
CVS NC3853POCT BURLINGTON		4	1	20%	5
OHIO DEPARTMENT OF HEALTH			5	100%	5
CVS NC2771POCT CLAYTON		4	1	20%	5
MEDEXPRESS URGENT CARE HUNTINGTON		5			5
ST VINCENTS AMBULATORY CARE INC		3	2	40%	5
MINUTECLINIC # 21110		3	2	40%	5
CVS MA2172POCT NORTH GRAFTON		5			5
PRECISION DIAGNOSTICS INC - NJ		5			5
WINCHESTER MEDICAL CENTER			5	100%	5
JOHN T MACKAY MD			5	100%	5
MINUTECLINIC, LLC #1431		4	1	20%	5
MEDEXPRESS - NEW CASTLE, DUPONT HWY		4	1	20%	5
JACKSON SOUTH COMMUNITY HOSPITAL LAB			5	100%	5
UPMC HEALTH SYSTEM		4	1	20%	5
WOODHULL MEDICAL AND MENTAL HEALTH CTR		5			5
FRANCES WARDE MEDICAL LABORATORY		2	3	60%	5
PINECREST PEDIATRICS GROUP LLC			5	100%	5
ALL 4 KIDZ PEDIATRICS		3	2	40%	5
COVENANT COLLEGE HEALTH SERVICES		5			5
FLORIDA PRIMARY & SPECIALTY CARE		5			5
APOLLO GARDENS RETIREMENT RESIDENCE CARE		5			5
URGENT CARE COASTAL GA			5	100%	5
XRL SXF REF LAB		5			5
NORTH SHORE HEMATOLOGY-ONCOLOGY ASSOCIATES, PC		5			5
ALLIANCE FOR MULTISPECIALTY RESEARCH		5			5
THE DOCTORS CENTER HEALTHCARE-SOUTHSIDE		1	4	80%	5
RIVERVIEW ALF OPERATOR LLC			5	100%	5
Samuel S. Stratton VAMC		5			5
CFP PHYSICIANS GROUP			5	100%	5
DOCTORS HOSPITAL OF AUGUSTA		5			5
MIZELL MEMORIAL HOSPITAL			5	100%	5
TALLAHASSEE MEMORIAL HEALTHCARE			5	100%	5
PEDIATRICS OF CENTRAL FLORIDA – POINCIANA		3	2	40%	5
NORTHSIDE MEDICAL CENTER		5			5
CVS ME329POCT PORTLAND		5			5

COVID-19: testing by laboratory

Data through Apr 13, 2021 verified as of Apr 14, 2021 at 09:25 AM

Data in this report are provisional and subject to change.

The numbers in the table below represent the number of Florida and non-Florida residents for whom test results were received by the Department of Health. A person can be tested by more than one laboratory and can have both positive and negative results. **Therefore, the sum of the numbers in each column will be larger than the total number of people tested.**

Reporting lab	Inconclusive	Negative	Positive	Percent positive	Total
MD NOW MEDICAL CENTER INC			5	100%	5
AEL KNOXVILLE			5	100%	5
LABCORP UNSPECIFIED		5			5
JUPITER ISLAND MEDICAL CLINIC INC		5			5
MD ANDERSON CANCER CENTER DI BAY AREA			5	100%	5
CLINICAL PATHOLOGY LABORATORIES			5	100%	5
MEDEXPRESS URGENT CARE - FREDERICK		5			5
CVS MA1022POCT CAMBRIDGE		5			5
INTERNAL MEDICINE & PRIMARY CARE ASSOCIATES, PLC			5	100%	5
MINUTECLINIC DIAGNOSTIC OF OHIO #6139		5			5
WELLMED AT FORT PIERCE		3	2	40%	5
PEDIATRICS OF ALTAMONTE		5			5
INVESCLINIC US, LLC		5			5
MIAMI MEDICAL CONSULTANT PA			5	100%	5
GREENVILLE MEMORIAL HOSPITAL LAB			5	100%	5
AHC Decatur County		5			5
CVS TX10140POCT THE WOODLANDS		5			5
DIAMOND SPEEDWAY DIALYSIS		1	4	80%	5
UNIVERISTY OF MEMPHIS ATHLETIC TRAINI		5			5
MEDEXPRESS URGENT CARE - LOGAN		5			5
UNIVERSITY OF MIAMI / SCCC RESEARCH LABORATORY			5	100%	5
EAST SIDE CLINICAL LABORATORY		4	1	20%	5
CVS CA9606POCT TEMECULA		5			5
TANNER MEDICAL CENTER EAST AL		5			5
THE RETREAT AT PORT ORANGE			5	100%	5
BAPTIST HOSPITAL EMPLOYEE HEALTH OFF			5	100%	5
COLUMBIA MEMORIAL HOSPITAL LABORATORY		5			5
ORLANDO HEALTH PHYSICIAN GROUP			5	100%	5
ST JOHNS BIOMEDICAL LAB		5			5
FLORIDA HOSPITAL LAKE MARY		5			5
CVS MD1515POCT LEONARDTOWN		4	1	20%	5
MENORAH MANOR			5	100%	5
THE UNIVERSITY OF VERMONT MEDICAL CENTER		4	1	20%	5
PELICAN LANDING		1	4	80%	5
NORTHPORT MEDICAL CENTER LAB		5			5
FINLAY		1	4	80%	5
DEPARTMENT OF HEALTH AND HUMAN SERVICES DIVISION OF BEHAVIORAL HEALTH		1	4	80%	5
EGL GENETICS DIAGNOSTICS			5	100%	5
ADVENT HEALTH MEDICAL GROUP		4	1	20%	5
Walker BaptistMedCtr		4	1	20%	5
STEUBEN COUNTY PUBLIC HEALTH		5			5
INDIANA STATE DEPARTMENT OF HEALTH LABORATORIES			5	100%	5
MEDEXPRESS URGENT CARE PLEASANT HILLS		4	1	20%	5
PIEDMONT HENRY HOSPITAL, INC		5			5
HOME DOCS		2	2	50%	4
ManorCare Health Services Camp Hill		4			4

COVID-19: testing by laboratory

Data through Apr 13, 2021 verified as of Apr 14, 2021 at 09:25 AM

Data in this report are provisional and subject to change.

The numbers in the table below represent the number of Florida and non-Florida residents for whom test results were received by the Department of Health. A person can be tested by more than one laboratory and can have both positive and negative results. **Therefore, the sum of the numbers in each column will be larger than the total number of people tested.**

Reporting lab	Inconclusive	Negative	Positive	Percent positive	Total
MONTANA DEPARTMENT OF PUBLIC HEALTH & HUMAN SERVICES			4	100%	4
CHILDREN'S MEDICAL GROUP		4			4
MEDEXPRESS URGENT CARE - TEAYS VALLEY		3	1	25%	4
CVS MA507POCT LEOMINSTER		3	1	25%	4
FHCP – ORMOND BEACH			4	100%	4
MALABAR FAMILY PRACTICE		1	3	75%	4
MD ANDERSON			4	100%	4
LIFEHOPE LABS			4	100%	4
CENTRAL FLORIDA INTERNAL OCCUPATIONAL AND		4			4
ORANGE COUNTY HEALTH DEPARTMENT		2	2	50%	4
SOUTHLAND SUITES OF LAKELAND			4	100%	4
CVS OH4499POCT LYNDHURST		2	2	50%	4
PRESBYTERIAN FAMILY HEALTHCARE-KASEMAN		4			4
MONTEFIORE MEDICAL CENTER LABS MONTEFIORE		3	1	25%	4
MEDEXPRESS URGEN CARE - EAST BRUNSWICK		4			4
AIRPORT CLINIC			4	100%	4
MEDEXPRESS URGENT CARE - SOMERSET TOWNSHIP		4			4
MINUTECLINIC DIAGNOSTIC OF PENNSYLVAN		3	1	25%	4
CONSULATE HEATH CARE AT WEST ALTAMONTE			4	100%	4
MEDEXPRESS URGENT CARE - MARKHAM STREE		3	1	25%	4
SOUTH FLORIDA RESEARCH ORGANIZATION			4	100%	4
CVS IN5696POCT FORT WAYNE		4			4
BARRANCO CLINIC PA, THE	1	3			4
BROOKDALE WEST BOYNTON BEACH		4			4
SANITAS LAUDERDALE LAKES			4	100%	4
BETTERMED URGENT CARE			4	100%	4
REHABILITATION CENTER OF WINTER PARK,THE			4	100%	4
MEDEXPRESS URGENT CARE - FORT SMITH		4			4
FLORIDA HEART AND VASCULAR			4	100%	4
THE OASIS ALF		4			4
PANCARE HEALTH - PONCE DE LEON			4	100%	4
L3HARRIS FAMILY MEDICAL CENTER			4	100%	4
WE CARE - CARNIVAL CRUISELINE		4			4
FCHC (OB)-DARWIN SQUARE CTR.			4	100%	4
UNC HOSPITAL/MCLENDON CLINICAL LABORATORIES			4	100%	4
CVS SC2250POCT COLUMBIA		4			4
FAMILY MEDICAL CLINIC HOMESTEAD, LLC			4	100%	4
CVS IL7017POCT BLOOMINGTON		4			4
DEVANSH LAB WERKS		1	3	75%	4
DOCTORS OFFICE OF NEW JERSEY		4			4
AIREVAC INTERNATIONAL		4			4
GRADY MEMORIAL HOSPITAL/MICRO			4	100%	4
CVS CA9963POCT SAN DIEGO		4			4
EPI			4	100%	4
CVS IL1170POCT JOLIET		4			4
SOUTHWESTERN REGIONAL MEDICAL CENTER - TULSA		4			4

COVID-19: testing by laboratory

Data through Apr 13, 2021 verified as of Apr 14, 2021 at 09:25 AM

Data in this report are provisional and subject to change.

The numbers in the table below represent the number of Florida and non-Florida residents for whom test results were received by the Department of Health. A person can be tested by more than one laboratory and can have both positive and negative results. **Therefore, the sum of the numbers in each column will be larger than the total number of people tested.**

Reporting lab	Inconclusive	Negative	Positive	Percent positive	Total
FLORIDA HEALTHCARE PLAN			4	100%	4
MARSHFIELD LABORATORIES			4	100%	4
SKYLINE UROLOGY		4			4
DTR LABS		3	1	25%	4
PLAINVIEW PRIMARY CARE		4			4
GASTROENTEROLOGY ASSOC OF PENSACOLA, PA		2	2	50%	4
MOBIL LAB FOR ALL INC		4			4
FAMILY MEDICINE AT WATERMAN		4			4
RELIANT ACUTE CARE			4	100%	4
SACRED HEART HEALTH SYSTEMS INC			4	100%	4
LEESBURG REGIONAL MEDICAL CENTER URGENT CARE			4	100%	4
BARTON MEMORIAL HOSPITAL		3	1	25%	4
MEDEXPRESS URGENT CARE - KOKOMO		4			4
TRUE HEALTH- HOFFNER		3	1	25%	4
H/L of WEst AShley Rhabilitation and Nursing Center		4			4
EXTENDICARE HEALTH & REHAB CENTER		4			4
BUCKINGHAM PLACE ALF		4			4
MPG JACKSONVILLE ATLANTIC BLVD		1	3	75%	4
SMOKY MOUNTAIN URGENT CARE AND FAMILY MEDICINE CENTER			4	100%	4
CONSOLIDATED LABORATORY SERVICES			4	100%	4
CORTLAND REGIONAL MEDICAL CENTER		4			4
INTERMARKET FACILITY			4	100%	4
DEPARTMENT OF PATHOLOGY ROME MEMORIAL		3	1	25%	4
PILGRIM PHARMACY INC		4			4
Kroger 124 - The Little Clinic University		3	1	25%	4
POWERS PEDIATRICS			4	100%	4
CRESTAR LABS		2	2	50%	4
COLONIAL MEDICAL CENTER-EAST ORLANDO			4	100%	4
LUVERNE HEALTH AND REHABILITATION		4			4
INDUSTRY LAB DIAGNOSTIC PARTNERS			4	100%	4
MICHIGAN HEALTH CLINIC LABORATORIES		3	1	25%	4
FLORENCE - HUNTSVILLE HOSPITAL URGENT CARE		3	1	25%	4
ACCESS RECOVERY SOLUTIONS LLC			4	100%	4
MEMORIAL HEALTH CARE SYSTEMS			4	100%	4
Kroger 125 - The Little Clinic Castle Rock		3	1	25%	4
WESLEY CHAPEL INTERNAL MEDICINE AND PEDIATRICS			4	100%	4
FISHERMEN'S HOSPITAL			4	100%	4
OKLAHOMA STATE UNIVERSITY DIAGNOSTIC LAB			4	100%	4
Millennium Nursing & Rehab Center		4			4
CVS GA2279POCT SUWANEE		4			4
MEMORIAL HEALTHCARE SYSTEM		1	3	75%	4
CLINICAL LABORATORIES OF THE BUFFALO		3	1	25%	4
FAMILY MEDICINE AT WINTER PARK			4	100%	4
CVS MO5655POCT LIBERTY		1	3	75%	4
CVS MA2297677CV BOSTON		4			4
CLINICAL ASSOCIATES OF ORLANDO LLC		4			4

COVID-19: testing by laboratory

Data through Apr 13, 2021 verified as of Apr 14, 2021 at 09:25 AM

Data in this report are provisional and subject to change.

The numbers in the table below represent the number of Florida and non-Florida residents for whom test results were received by the Department of Health. A person can be tested by more than one laboratory and can have both positive and negative results. **Therefore, the sum of the numbers in each column will be larger than the total number of people tested.**

Reporting lab	Inconclusive	Negative	Positive	Percent positive	Total
MD NOW URGENT CARE - DELRAY WEST			4	100%	4
ROAN DRUG COMPANY LLC		4			4
Lakeside Oaks Care Center			4	100%	4
PALM BEACH CANCER INSTITUTE			4	100%	4
NYC PUBLIC HEALTH LABS			4	100%	4
OPTUM OF RED ROAD		4			4
KENTUCKY CABINET FOR HEALTH AND FAMILY SERVICES			4	100%	4
ELIZABETH CITY HEALTH & REHABILITATION		4			4
HCR ManorCare Greentree		4			4
University Plaza Rehabilitation and Nursing			4	100%	4
HEALTHQUEST, INC		3	1	25%	4
COMMUNITY PHYSICIANS OF NORTH PORT PA			4	100%	4
BOND & STEELE CLINIC PA D/B/A BOND CLINIC PA		4			4
PINELLAS POINT NURSING AND REHAB			4	100%	4
UNIVERSITY OF WASHINGTON MEDICAL CENTER (UWMC) EMERGENCY DEPT.			4	100%	4
ADVENTHEALTH NEW SMYRNA BEACH COMMUNITY HEALTH			4	100%	4
AHC of Mckenzie		4			4
MEDEXPRESS URGENT CARE-SCOTT TOWNSHIP		3	1	25%	4
VITAL CARE URGENT CARE			4	100%	4
BAPTIST HEALTH MEDICAL CENTER			4	100%	4
ST LUCIE COUNTY HEALTH DEPARTMENT		3	1	25%	4
Georgiana Health and Rehabilitation, LLC		4			4
PM PEDIATRICS OF BAYSIDE, PLLC - MANHASSET		4			4
MINUTECLINIC DIAGNOSTIC OF WISCONSIN, LLC		4			4
WYOMING PUBLIC HEALTH LAB			4	100%	4
COLISEUM MED CTR LLC/COLISEUM MED CTRS		3	1	25%	4
CVS NH2257POCT MANCHESTER		4			4
PHYSICIANS IMMEDIATE CARE AURORA			4	100%	4
CALUSA HARBOUR			4	100%	4
CVS TX8387POCT AUSTIN		4			4
NEMOURS CHILDREN'S CLINIC			4	100%	4
SOUTHEASTERN REGIONAL MEDICAL CENTER			4	100%	4
APOPKA FAMILY HEALTH CENTER		3	1	25%	4
DYNACARE LABORATORIES			4	100%	4
MEDEXPRESS URGENT CARE - SOUTH PARKERSBURG		4			4
ADVENTHEALTH MEDICAL GROUP INTERNAL MEDICINE		3	1	25%	4
Park Ridge Nursing Center		3	1	25%	4
PANCARE HEALTH YOUNGSTOWN			4	100%	4
AIRCARE INTERNATIONAL		4			4
State Lab Unspecifd			4	100%	4
FLORIDA HOSPITAL ALTAMONTE		2	2	50%	4
ST PETE DIRECT PRIMARY CARE		2	2	50%	4
FASTMED URGENT CARE			4	100%	4
ADVANCED URGENT CARE LLC		1	3	75%	4
NEW YORK PHYSICIANS LLP		4			4
PEACEHEALTH LABORATORIES		3	1	25%	4

COVID-19: testing by laboratory

Data through Apr 13, 2021 verified as of Apr 14, 2021 at 09:25 AM

Data in this report are provisional and subject to change.

The numbers in the table below represent the number of Florida and non-Florida residents for whom test results were received by the Department of Health. A person can be tested by more than one laboratory and can have both positive and negative results. **Therefore, the sum of the numbers in each column will be larger than the total number of people tested.**

Reporting lab	Inconclusive	Negative	Positive	Percent positive	Total
COOK HOSPITAL AND CARE CENTER		3	1	25%	4
MINUTECLINIC, LLC (CLINIC 10928)		4			4
ADVENTHEALTH MEDICAL GROUP COMMUNITY MEDICINE		3	1	25%	4
CARE ONE PRIMARY CARE			4	100%	4
BRIGHAM AND WOMEN'S HOSPITAL			4	100%	4
GUTHRIE MEDICAL GROUP - CORNING		3	1	25%	4
UNION CITY MANOR NURSING CENTER		4			4
RIVER CITY MEDICAL ASSOCIATES INC			4	100%	4
CVS MA2401POCT MARSHFIELD		3	1	25%	4
ENCOMPASS HOME HEALTH		4			4
BIOTEST PLASMA CENTER		4			4
CAREWELL 202			4	100%	4
ST JOSEPHS HOSPITAL PATHOLOGY LAB		3	1	25%	4
URGENT CARE OF THE SMOKIES			4	100%	4
WALGREENS #07034		4			4
CVS TX7288POCT DALLAS		4			4
BETHPAGE EXTENDED HOURS CENTER		4			4
MINUTECLINIC DIAG OF IND LLC #1367		4			4
IMA MEDICAL CENTER OF OVIEDO			4	100%	4
UNIVERISTY OF MIAMI			4	100%	4
NDX-CORE LAB			4	100%	4
Heartland of Boynton Beach			4	100%	4
EXCEL URGENT CARE OF NJ, LLC		2	2	50%	4
Kroger 752 - The Little Clinic Central Station		3	1	25%	4
BAPTIST HOSPITAL NURSING/PATIENT CARE			4	100%	4
CAPTAIN JAMES A. LOVELL FEDERAL HEALTHCARE CENTER			4	100%	4
BELLIN HEALTH LAB		1	3	75%	4
BAYLOR ESOTERIC AND MOLECULAR LAB			4	100%	4
FLORIDA DEPARTMENT OF HEALTH (FDOH)		2	2	50%	4
GENUS DIAGNOSTICS			4	100%	4
MEDEXPRESS URGENT CARE - BECKLEY		2	2	50%	4
NHC HealthCare, Cookeville		4			4
MINUTECLIINIC DIAGNOSTIC OF NORTH CARO		4			4
CARNEGIE HILL PEDIATRICS LLP		3	1	25%	4
ELEVATION DIAGNOSTICS		4			4
CVS CT750POCT ENFIELD		4			4
MID FLORIDA HEALTH INC			4	100%	4
ASCENSION ST VINCENT'S MEDICAL CENTER		3	1	25%	4
CVS MN6811POCT PLYMOUTH		4			4
CVS MA394POCT SEEKONK		4			4
GILCHRIST COUNTY HEALTH DEPT			4	100%	4
Brookcrest Nursing Home		4			4
NEXT BIO RESEARCH SERVICES, LLC		1	3	75%	4
PREMIER PEDIATRICS LLC			4	100%	4
SONIC REFERENCE LABORATORY			4	100%	4
FHPG TAMPA PRIMARY CARE			4	100%	4

COVID-19: testing by laboratory

Data through Apr 13, 2021 verified as of Apr 14, 2021 at 09:25 AM

Data in this report are provisional and subject to change.

The numbers in the table below represent the number of Florida and non-Florida residents for whom test results were received by the Department of Health. A person can be tested by more than one laboratory and can have both positive and negative results. **Therefore, the sum of the numbers in each column will be larger than the total number of people tested.**

Reporting lab	Inconclusive	Negative	Positive	Percent positive	Total
WINDER NURSING INC DBA WINDER HEALTH CARE		4			4
DERMATOLOGY SPECIALISTS OF FL - DR. JON WARD			4	100%	4
SARASOTA PERSONAL MEDICINE		2	2	50%	4
MEDICINE SHOPPE #1306 THE		3	1	25%	4
MEDAC AT PORTERS NECK			4	100%	4
CVS OH4300POCT STRONGSVILLE		4			4
ARCPOINT LABS OF ALTAMONTE SPRINGS		2	2	50%	4
CORIZON HEALTH INC			4	100%	4
Hunterdon Medical Center Laboratory		4			4
BETHPAGE MEDICAL PLLC		4			4
OHIO CVS STORES		3	1	25%	4
MINUTECLINIC DIAG OF IND, LLC #10190		4			4
INTRACOASTAL LABS INC		4			4
OVIEDO CHILDRENS HEALTH CENTER LLC		1	3	75%	4
CVS OH6149POCT UPPER ARLINGTON		2	2	50%	4
MINUTECLINIC DIAGNOSTIC MED GRP OF ORA		3	1	25%	4
SunTerrace Health Care Center		3	1	25%	4
PRIMECARE		2	2	50%	4
Kroger 186 - The Little Clinic Holiday Manor		3	1	25%	4
MEDICAL CENTER ENTERPRISE			4	100%	4
Mill Valley Care Center		4			4
HACKENSACK MERIDIAN URGENT CARE, PC		4			4
MEDEXPRESS URGENT CARE MARTINSBURG		2	2	50%	4
REMEDY URGENT CLINIC		2	2	50%	4
MEADOWS AT CYPRESS GARDENS, THE		3	1	25%	4
MEDEXPRESS URGENT CARE, LANCASTER WEST		2	2	50%	4
NORTHSIDE HOSPITAL- CHEROKEE		3	1	25%	4
LB Broen Home		4			4
CAREWELL URGENT CARE			4	100%	4
HAVEN CUSTEAD CARE CENTER		1	3	75%	4
HAMPTON ALF AT 24TH ROAD LLC			4	100%	4
MEDEXPRESS URGENT CARE- ALLISON PARK		2	2	50%	4
ASCENDI HOME HEALTH AGENCY INC			4	100%	4
ADVENTHEALTH GORDON		4			4
ALVARO J DANGOND MD PA		4			4
LAKESIDE HOSPITAL BELLE GLADE			4	100%	4
AFTER HOURS PEDS			4	100%	4
ANY LAB TEST FAST CORP		3	1	25%	4
MOBILE URGENT CARE			4	100%	4
SHARP MEMORIAL HOSPITAL MICROBIOLOGY DEPT			4	100%	4
MINUTECLINIC DIAGNOSTIC OF OHIO #5060		4			4
RUSSELL SAGE COLLEGE WELLNESS CENTER		4			4
CVS GA5622POCT DALLAS		3	1	25%	4
INFINITI LABS INC			4	100%	4
MINUTECLINIC DIAGNOSTIC OF MICHIGAN, P		4			4
TIFT REGIONAL HLTH SYSTEM, INC DBA SOU		4			4

COVID-19: testing by laboratory

Data through Apr 13, 2021 verified as of Apr 14, 2021 at 09:25 AM

Data in this report are provisional and subject to change.

The numbers in the table below represent the number of Florida and non-Florida residents for whom test results were received by the Department of Health. A person can be tested by more than one laboratory and can have both positive and negative results. **Therefore, the sum of the numbers in each column will be larger than the total number of people tested.**

Reporting lab	Inconclusive	Negative	Positive	Percent positive	Total
Marian Manor, Inc		4			4
MAILBOX DIAGNOSTICS		2	2	50%	4
SUMNER REGIONAL MEDICAL CENTER		3	1	25%	4
NEULIFE NEUROLOGICAL SERVICES LLC			4	100%	4
Health Care Center of Jacksonville			4	100%	4
SOUTH FLORIDA PEDIATRIC PARTNERS			4	100%	4
NORTH OKALOOSA CLINIC CORP		1	3	75%	4
MEDEXPRESS URGENT CARE - EWING		4			4
LAKE MARY PEDIATRICS			4	100%	4
Kroger 959 - The Little Clinic Carmel		4			4
COMMUNITY HEALTH CENTER OF WEST PALM BEACH			4	100%	4
DR. G'S URGENT CARE			4	100%	4
IVY CREEK URGENT CARE OF ENTERPRISE			4	100%	4
WELLMED AT APOLLO BEACH BLVD		2	2	50%	4
EXPRESS TESTING-ONE			4	100%	4
ENGLE CENTER FOR HEALTH SERVICES		4			4
ACCENT PHYSICIAN SPECIALISTS PA		4			4
USCG SECTOR ST PETE		1	3	75%	4
MEDEXPRESS URGENT CARE, FAIRMONT		4			4
CAPITAL HEALTH LABORATORY INC			4	100%	4
MIAMI COMMUNITY HEALTH CENTER INC		1	3	75%	4
MONROE COUNTY DEPT OF PUBLIC HEALTH ST		4			4
Sears Coastal Nursing and Rehab		4			4
SINAI PLAZA NURSING AND REHAB CENTER			4	100%	4
VIDANT MEDICAL CENTER			4	100%	4
Metro West Nursing and Rehab			4	100%	4
BETHESDA HOSPITAL WEST BLOOD GAS LAB			4	100%	4
OMNICARE PHARMACY OF TEXAS 1		4			4
MEDEXPRESS URGENT CARE - WESTFIELD, E MAIN ST		3	1	25%	4
ARCPOINT LABS OF FORT LAUDERDALE, FL CENTRAL		1	3	75%	4
AFFINITY URGENT CARE			4	100%	4
MOUNT SINAI AVENTURA DIAGNOSTIC CENTER			4	100%	4
Oak Creek Terrace		4			4
PHOEBE PUTNEY MEMORIAL HOSPITAL		4			4
CVS CA8850POCT HUNTINGTON BEACH		3	1	25%	4
Crowne Health Care of Greenville		4			4
MEDEXPRESS URGENT CARE - WICHITA, S SENECA ST		2	2	50%	4
GEISINGER MEDICAL CENTER		2	2	50%	4
BLACK STALLION WALK IN AND EXERCISE CLINICS LLC		1	3	75%	4
COMMUNITY HEALTH CENTERS INC			4	100%	4
DEPARTMENT OF HEALTH/ NEW YORK			4	100%	4
REGIONAL MEDICAL LAB			4	100%	4
WASHINGTON COLLEGE HEALTH SERVICES		4			4
DEPARTMENT OF HEALTH AND ENVIRONMENTAL CONTROL			4	100%	4
URGENT CARE - OCONEE		2	2	50%	4
SIENA COLLEGE SPORTS MEDICINE CENTER		4			4

COVID-19: testing by laboratory

Data through Apr 13, 2021 verified as of Apr 14, 2021 at 09:25 AM

Data in this report are provisional and subject to change.

The numbers in the table below represent the number of Florida and non-Florida residents for whom test results were received by the Department of Health. A person can be tested by more than one laboratory and can have both positive and negative results. **Therefore, the sum of the numbers in each column will be larger than the total number of people tested.**

Reporting lab	Inconclusive	Negative	Positive	Percent positive	Total
ST JOSEPHS BEHAVIORAL HEALTH CENTER			4	100%	4
LAKE FOREST PARK OP CO LLC		4			4
JFK INTERNAL MEDICINE FACULTY PRACTICE		2	2	50%	4
MEDEXPRESS URGENT CARE - WALDORF, CRAIN HWY		4			4
CVS PA258POCT MCKEES ROCKS		4			4
Kroger 895 - The Little Clinic Green Hills		4			4
RURAL/METRO MIDSOUTH,		4			4
SOMA MEDICAL CENTER PA #3 PALOMINO			4	100%	4
DACH MAIN LAB			4	100%	4
REFUGE A HEALING PLACE, THE			4	100%	4
LEON MEDICAL CENTERS, LLC			4	100%	4
CULLMAN REGIONAL MEDICAL CENTER		3	1	25%	4
HARBORCHASE OF VILLAGES CROSSING			4	100%	4
SARASOTA IMMEDIATE CARE			4	100%	4
FLORIDA HEALTH CARE PLANS STIRLING CENTER			4	100%	4
ST LUKES HOSPITAL LABORATORY		2	2	50%	4
CVS AZ5026POCT MESA		4			4
MEDEXPRESS URGENT CARE - WEST ST PAUL, ROBERT ST S		3	1	25%	4
CVS PA1193POCT JENKINTOWN		4			4
UNIVERSITY OF MIAMI STUDENT HEALTH SERVICE			4	100%	4
Kennedy University Hospital -Wash Twp L		4			4
DEACONESS HOSPITAL			4	100%	4
MINUTECLINIC DIAGNOSTIC MED GRP OF SAN		3	1	25%	4
TOTAL RENAL LAB		3	1	25%	4
CARENOW-LEBANON		2	2	50%	4
HARBOUR ISLAND PEDIATRICS LLC			4	100%	4
CVS PA10825POCT PLYMOUTH MEETING		4			4
MINUTECLINIC, LLC #5707		4			4
GENEVA GENERAL HOSPITAL LABORATORY		3	1	25%	4
SOUTHEAST GEORGIA PHYSICIAN ASSOCIATES		4			4
RML PHARMACY PC		4			4
PORT ORANGE NURSING & REHAB			4	100%	4
MEDEXPRESS URGENT CARE- FORT WORTH N T		4			4
UF HEALTH PATHOLOGY LABORATORIES			4	100%	4
PARKWAY DRUGS OF ONEIDA COUNTY NORTH I		3	1	25%	4
GERALD CHAMPION REGIONAL MEDICAL CENTE		4			4
MEDFIRST URGENT CARE			4	100%	4
TMH PHYSICIAN PARTNERS SOUTHWOOD		1	3	75%	4
UNIVERSITY OF MICHIGAN		2	2	50%	4
NHC HealthCare, Pulaski		4			4
WILLIAM A HINTON STATE LABORATORY INSTITUTE		1	3	75%	4
HEALTH EXPRESS URGENT CARE		2	2	50%	4
CELEBRATION PEDIATRICS			4	100%	4
MINUTECLINIC LLC (2335)		3	1	25%	4
CVS MO4850POCT SPRINGFIELD		4			4
Bethany Health and Rehab		4			4

COVID-19: testing by laboratory

Data through Apr 13, 2021 verified as of Apr 14, 2021 at 09:25 AM

Data in this report are provisional and subject to change.

The numbers in the table below represent the number of Florida and non-Florida residents for whom test results were received by the Department of Health. A person can be tested by more than one laboratory and can have both positive and negative results. **Therefore, the sum of the numbers in each column will be larger than the total number of people tested.**

Reporting lab	Inconclusive	Negative	Positive	Percent positive	Total
MARK HOANG MD PA			4	100%	4
Crowne Health Care of Montgomery		4			4
RAS MEDICAL SOLUTIONS, LLC		3	1	25%	4
MINNESOTA DEPARTMENT OF HEALTH LABORATORY	1		3	75%	4
SIGNATURE CARE EMERGENCY CENTER		2	2	50%	4
MINUTE-CLINIC DIAGNOSTIC OF VIRGINIA, LLC #3949		4			4
PM PEDIATRICS OF SELDEN PLLC		4			4
PDL PHARMACY CORP			4	100%	4
LOUISIANA DEPT. OF HEALTH AND HOSPITALS-INFECTIOUS DISEASE EPI SECTION			4	100%	4
CELAL GUROL ERBAY, MD			4	100%	4
CULLMAN REGIONAL URGENT CARE		3	1	25%	4
MEDEXPRESS URGENT CARE - WILKES BARRE		3	1	25%	4
PHYSICIANS QUALITY CARE			4	100%	4
SIGNATURE CARE MONTROSE		2	2	50%	4
WALGREENS #03287		4			4
MEDICAL CENTER, THE		4			4
LATCHER LABORATORY OF A O FOX MEMORIAL		2	2	50%	4
SOUTH BAY CORRECTIONAL FACILITY			4	100%	4
LIFE CARE HOME HEALTH SERVICES LLC		1	3	75%	4
CLINICAL CARE CENTER, INC			4	100%	4
GIEBEIG FAMILY MEDICINE PA			4	100%	4
ST. MARY'S HOSPITAL			4	100%	4
JOHNNIE RUTH CLARKE LAB			4	100%	4
FLORIDA CANCER SPECIALISTS AND RESEARCH		2	2	50%	4
MEDEXPRESS URGENT CARE - TULSA, S YALE AVE		4			4
OPTUM FLORIDA		3	1	25%	4
NOT GIVEN		1	3	75%	4
TRIDENT BIOMETRICS		3	1	25%	4
STONE CLINICAL LABORATORIES OF FL LLC		4			4
ADVENTHEALTH MEDICAL GROUP PEDIATRICS		1	3	75%	4
DEPARTMENT OF HEALTH AND HUMAN SERVICES		2	2	50%	4
COVENIENT CARE MEDICAL CLINIC			4	100%	4
CVS OH3393POCT AURORA		3	1	25%	4
CVS CT718POCT ANSONIA		4			4
CVS SC2269POCT COLUMBIA		3	1	25%	4
WALGREENS# 00323		4			4
Chestnut Park Rehabilitation and Nursing Center		4			4
AURORA BAYCARE UROLOGY			4	100%	4
PIEDMONT NEWNAN HOSPITAL		4			4
CENTERPLACE HEALTH, INC			4	100%	4
HELIX DIAGNOSTIX		1	3	75%	4
CVS IN7653POCT EVANSVILLE		3	1	25%	4
ManorCare Rehabilitation Center- Decatur		4			4
LEVY COUNTY DEPT. OF PUBLIC SAFETY		2	2	50%	4
Loretto Health and Rehabilitation Center		4			4
PATIENT FIRST - ALLENTOWN			4	100%	4

COVID-19: testing by laboratory

Data through Apr 13, 2021 verified as of Apr 14, 2021 at 09:25 AM

Data in this report are provisional and subject to change.

The numbers in the table below represent the number of Florida and non-Florida residents for whom test results were received by the Department of Health. A person can be tested by more than one laboratory and can have both positive and negative results. **Therefore, the sum of the numbers in each column will be larger than the total number of people tested.**

Reporting lab	Inconclusive	Negative	Positive	Percent positive	Total
FLORIDA MEDICAL CLINIC -INTERNAL MED DADE CITY			4	100%	4
MINUTE CLINIC DIAGNOSTIC OF VIRGINIA, LLC #6292		3	1	25%	4
MEDEXPRESS URGENT CARE NORWIN		4			4
HEART OF FLORIDA HEALTH CENTER INC		1	3	75%	4
WOMEN'S CARE FLORIDA, LLC		4			4
Westminster Manor		3	1	25%	4
MEDEXPRESS URGENT CARE - SUMMERSVILLE, WEBSTER RD		4			4
SANFORD SOUTH UNIVERSITY		4			4
Grace Rehabilitation of Vero Beach		4			4
IMIC INC RESEARCH			4	100%	4
JOSEPH SCHENKER MD PC		4			4
MINUTECLINIC OF NEVADA-2955 S FT APACH		4			4
MINUTECLINIC DIAG OF IND, LLC #6472		4			4
INSTANT MEDICAL CARE CENTER		3	1	25%	4
CVS OH2342POCT WEST CHESTER		3	1	25%	4
STEAMBOAT EMERGENCY CENTER			4	100%	4
CANDLER HOSPITAL PATHOLOGY LABORATORY		2	2	50%	4
MAURY REGIONAL MEDICAL CENTER		4			4
Kroger 339 - The Little Clinic Highlands - Bardstown Road		4			4
TARPON SPRINGS PEDIATRICS, LLC			4	100%	4
Willowbrooke Court at Country House		4			4
NORTH BROWARD HOSPITAL DISTRICT HEALTHCARE FOR THE HOMELESS			3	100%	3
SHANDS AT LAKE SHORE LAB		1	2	67%	3
Westside Terrace		3			3
CVS IN6605POCT INDIANAPOLIS		2	1	33%	3
CAMPAZZI CONCIERGE MEDICAL SERVICES		2	1	33%	3
ALOHA HOME CARE LLC DBA ACCENTCARE HOME HEALTH OF		3			3
ELITE PRIMARY CARE OF WAYCROSS			3	100%	3
FLORIDA GASTROENTEROLOGY ASSOCIATES PA		3			3
Grandview Health Care Center		3			3
ADVENTHEALTH MEDICAL GROUP ADULT AND SENIOR HEALTH			3	100%	3
CVS AZ9290POCT PHOENIX		3			3
MID FLORIDA CLINICAL LABORATORY		2	1	33%	3
MINUTECLINIC DIAGNOSTIC OF VIRGINIA, LLC #392		3			3
CVS IL3163POCT OAK PARK		3			3
24TH WEAPONS OF MASS DESTRUCTION - CIVIL SUPPORT		3			3
QUALITY LABORATORY SERVICE		2	1	33%	3
YORK HOSPITAL - LABORATORY			3	100%	3
MARLBORO URGENT CARE		3			3
PEACE OF MIND REHAB CENTER		3			3
TERRACE OF ST CLOUD, THE		2	1	33%	3
GARCIA MORALES NELSON			3	100%	3
CVS TN7144POCT BARTLETT		3			3
HIALEAH SHORES NURSING AND		2	1	33%	3
COVENANT PEDIATRICS		1	2	67%	3
SOUTH COUNTY MENTAL HEALTH CENTER INC			3	100%	3

COVID-19: testing by laboratory

Data through Apr 13, 2021 verified as of Apr 14, 2021 at 09:25 AM

Data in this report are provisional and subject to change.

The numbers in the table below represent the number of Florida and non-Florida residents for whom test results were received by the Department of Health. A person can be tested by more than one laboratory and can have both positive and negative results. **Therefore, the sum of the numbers in each column will be larger than the total number of people tested.**

Reporting lab	Inconclusive	Negative	Positive	Percent positive	Total
SUPER HEALTH PHARMACY LLC		3			3
ALABAMA DEPT PUBLIC HEALTH			3	100%	3
MURFREESBORO MEDICAL CLINIC		3			3
RICHMOND CITY DEPARTMENT OF PUBLIC HEALTH			3	100%	3
HEPATOLOGY DIAGNOSTIC LAB			3	100%	3
DOCTORS HOSPITAL RENAISSANCE			3	100%	3
LOCH HAVEN PEDIATRICS			3	100%	3
EVERGREEN WOODS HEALTH & REHAB CENTER		2	1	33%	3
UNIVERSITY OF KANSAS MEDICAL CENTER			3	100%	3
WINDSOR AT OCALA		2	1	33%	3
RCA LABORATORY SERVICES LLC			3	100%	3
CVS HEALTH, #5962		3			3
MISSISSIPPI CARE CENTER OF DEKALB LLC		3			3
SUNDALE NURSING HOME		3			3
FLAGLER FAMILY MEDICINE PA			3	100%	3
CLINICAL CARE ASSOCIATES, INC			3	100%	3
NEW YORK STATE DEPARTMENT OF HEALTH		1	2	67%	3
CVS RI326POCT NORTH SMITHFIELD		3			3
PROMPT CARE OF CENTRAL FLORIDA LLC			3	100%	3
MEDEXPRESS URGENT CARE - NORTH LITTLE		2	1	33%	3
GEISINGER COMMUNITY MEDICAL CENTER			3	100%	3
THE CENTER FOR DISCOVERY		3			3
HEALGEN SCIENTIFIC			3	100%	3
NORTHWEST FLORIDA CLINICAL LAB		1	2	67%	3
EFFINGHAM HOSP, INC, DBA EFFINGHAM HEALTH		3			3
Lebanon VAMC		2	1	33%	3
MEDEXPRESS URGENT CARE GREENSBURG		2	1	33%	3
INTERCOASTAL FAMILY PRATICE		1	2	67%	3
NORTH CAROLINA DEPT OF HEALTH & HUMAN SRVCS STATE LAB OF PUBLIC HEALTH			3	100%	3
ADVANCED URGENT CARE CENTER OF THE UPPER KEYS		1	2	67%	3
TRISTAR WELLNESS, LLC		3			3
CVS MA1006POCT BROCKTON		3			3
PHYSICIANS CARE INC		1	2	67%	3
HEARTLAND - CHARLESTON OF HANAHAN SC,		3			3
WALGREENS #07502		3			3
ST. LUKE'S HOSPITAL - BETHLEHEM CAMPUS		1	2	67%	3
NEWSTAR MEDICAL LABORATORIES		3			3
PHYSICIANS MEDICAL CENTER		3			3
CHEROKEE COUNTY HEALTH AND REHAB CENTER		3			3
TMH PHYSICIAN PARTNERS BLOUNTSTOWN			3	100%	3
NASON HOSPITAL			3	100%	3
JACKSONVILLE VA OPC			3	100%	3
LIFE CARE CENTER OF SKAGIT VALLEY		3			3
OPP HEALTH AND REHABILITATION		3			3
CVS SC2497POCT LEXINGTON		3			3
LIFEGUARD AMBULANCE SERVICE LLC - BAY COUNTY			3	100%	3

COVID-19: testing by laboratory

Data through Apr 13, 2021 verified as of Apr 14, 2021 at 09:25 AM

Data in this report are provisional and subject to change.

The numbers in the table below represent the number of Florida and non-Florida residents for whom test results were received by the Department of Health. A person can be tested by more than one laboratory and can have both positive and negative results. **Therefore, the sum of the numbers in each column will be larger than the total number of people tested.**

Reporting lab	Inconclusive	Negative	Positive	Percent positive	Total
CANOPY AT HARPER LAKE, THE			3	100%	3
Kroger 758 - The Little Clinic Providence		3			3
TARRANT COUNTY PUBLIC HEALTH		3			3
CVS PA1657POCT YORK		2	1	33%	3
GRASSY SPRAIN PHARMACY INC		3			3
GONZALEZ MD AND ASWAD MD HEALTH SERVICES			3	100%	3
MEDIC INFUSION PA		3			3
Kings County Hospital Center			3	100%	3
Huntington Health Care and Rehabilitation Center		3			3
WALGREENS #3811		1	2	67%	3
MINUTECLINIC DIAGNOSTIC, PA		3			3
OMNI HEALTHCARE INC		1	2	67%	3
CONCENTRA - PLANTATION		3			3
Arbors at Marietta		3			3
FLORIDA LABORATORY ANALYSIS, LLC			3	100%	3
NC STATE LABORATORY OF PUBLIC HEALTH		3			3
TMH REHABILITATION CENTER		3			3
IP BOISE 1		2	1	33%	3
WHITE EARTH IHS MAIN LAB		3			3
UHEALTH CORAL SPRINGS			3	100%	3
C19 LABS			3	100%	3
LAHEY CLINIC MEDICAL CENTER			3	100%	3
BRADENTON PHYSICIAN MEDICAL CENTER			3	100%	3
NEW GEN LABS			3	100%	3
CVS NC7548POCT FUQUAY VARINA		2	1	33%	3
OLYMPUS HEALTH AND PERFORMANCE			3	100%	3
SUN TERRACE HEALTH CARE CENTER			3	100%	3
AVANTE INVERNESS		1	2	67%	3
HOPE HEALTH CARE, LLC		3			3
MT CARMEL PHARMACY INC		3			3
BARONESS ERLANGER HOSPITAL		3			3
NON-US			3	100%	3
CRISP REGIONAL HOSPITAL		3			3
VICAR'S LANDING NURSING HOME		2	1	33%	3
DOCTOR 4 U CLINIC		1	2	67%	3
Kroger 768 - The Little Clinic Leestown Rd		2	1	33%	3
HILLVIEW LABORATORY			3	100%	3
EXETER HOSPITAL		3			3
Fort Gaines Health and Rehab		3			3
SEMINOLE FAMILY HEALTH CENTER		3			3
EASTERN NEW MEXICO MEDICAL CENTER		3			3
CVS GA5637POCT VILLA RICA		3			3
Kroger 592 - The Little Clinic Alexander Plaza		2	1	33%	3
HOMELAND CENTER		3			3
UNIVERSITY HEALTH SERVICES RIVER CAMPUS		2	1	33%	3
JUPITER INTERNAL MEDICINE AND ASSOCIATES			3	100%	3

COVID-19: testing by laboratory

Data through Apr 13, 2021 verified as of Apr 14, 2021 at 09:25 AM

Data in this report are provisional and subject to change.

The numbers in the table below represent the number of Florida and non-Florida residents for whom test results were received by the Department of Health. A person can be tested by more than one laboratory and can have both positive and negative results. **Therefore, the sum of the numbers in each column will be larger than the total number of people tested.**

Reporting lab	Inconclusive	Negative	Positive	Percent positive	Total
COOPER UNIVERSITY HOSPITAL LABORATORY		2	1	33%	3
MEDEXPRESS URGENT CARE - RICHMOND, W BROAD ST		3			3
MINUTECLINIC DIAGNOSTIC OF TEXAS, LLC #7435		2	1	33%	3
MARYLAND STATE DEPT OF HEALTH	2		1	33%	3
STANFORD HEALTH CARE ANATOMIC PATHOLOGY & CLINICAL LAB			3	100%	3
MINUTECLINIC DIAGNOSTIC PA #3344		3			3
Edward Hines, Jr. VA Hospital		2	1	33%	3
CVS MA1945POCT HANOVER		3			3
CVS TX7825POCT FRISCO		2	1	33%	3
SCRIPPS CLINIC MEDICAL			3	100%	3
NORTHERN LIGHT LABORATORY		1	2	67%	3
PLANT CITY FAMILY CARE		3			3
MEDEXPRESS URGENT CARE - LAWRENCE		3			3
CVS CA9823POCT SACRAMENTO		3			3
MINUTECLINIC DIAG OF IND, LLC #5369		2	1	33%	3
OLEAN GENERAL HOSPITAL		3			3
GARDENS PEDIATRICS			3	100%	3
AFC URGENT CARE GUNBARREL			3	100%	3
VA OUTPATIENT PHARMACY			3	100%	3
WHOLE CHILD PEDIATRICS			3	100%	3
CVS NJ715POCT WAYNE		3			3
ATLANTA PLUS URGENT CARE			3	100%	3
ROANE MEDICAL CENTER		2	1	33%	3
BAPTIST PRIMARY CARE FERNANDINA BEACH			3	100%	3
ROYAL PALM RETIREMENT CENTRE		3			3
VALHALLA MEDICS		3			3
CVS AZ7263POCT PHOENIX		3			3
SURETOX LABORATORY LLC		2	1	33%	3
LEGACY ER AND URGENT CARE			3	100%	3
GOOD SAMARITAN HOSPITAL		1	2	67%	3
MED FUSION			3	100%	3
COL CROSSROAD		1	2	67%	3
STARLING AT SAN JOSE			3	100%	3
NORTHCREST MEDICAL CENTER		1	2	67%	3
NYU WINTHROP LABORATORY		3			3
PARKLAND HEALTH & HOSPITAL			3	100%	3
EXPEDIAN URGENT CARE			3	100%	3
Granville Center	1	2			3
PEDIATRICS AND ADOLESCENT MEDICINE		2	1	33%	3
CVS KY2332POCT GEORGETOWN		2	1	33%	3
USCG ABBOTT BINAXNOW		2	1	33%	3
CVS MA654POCT ACTON		3			3
MEDNOW URGENT CARE		3			3
EVENING PEDIATRICS INC		1	2	67%	3
DELAWARE PUBLIC HEALTH LABORATORY		1	2	67%	3
ESTERO FIRE RESCUE		3			3

COVID-19: testing by laboratory

Data through Apr 13, 2021 verified as of Apr 14, 2021 at 09:25 AM

Data in this report are provisional and subject to change.

The numbers in the table below represent the number of Florida and non-Florida residents for whom test results were received by the Department of Health. A person can be tested by more than one laboratory and can have both positive and negative results. **Therefore, the sum of the numbers in each column will be larger than the total number of people tested.**

Reporting lab	Inconclusive	Negative	Positive	Percent positive	Total
AZALEALAND NURSING HOME		3			3
Heartland Healthcare Center Boca Raton			3	100%	3
Kroger 093 - The Little Clinic Stapleton		2	1	33%	3
CVS IN6757POCT COLUMBUS		3			3
Mitchell Hollingsworth Nursing and Rehab		3			3
CROWNE HEALTH CARE OF FORT PAYNE		2	1	33%	3
UHEALTH JACKSON URGENT CARE - CUTLER BAY		1	2	67%	3
SPARROW CENTRAL LAB			3	100%	3
CORNERSTONE DRUG AND GIFT INC		3			3
AMI ST FRANCIS HOSPITAL LABORATORY		2	1	33%	3
ORCHID COVE DAYTONA			3	100%	3
MEDFUSION		2	1	33%	3
CVS CA9803POCT RIVERSIDE		3			3
LUCID LABORATORY SERVICES		3			3
THE PATHOLOGY LABORATORY		1	2	67%	3
CVS NV8784POCT LAS VEGAS		2	1	33%	3
IOWA DEPARTMENT OF PUBLIC HEALTH			3	100%	3
SOFTCELL L-FORM LABORATORIES, LLC			3	100%	3
HALIFAX HEALTH CARE FOR WOMEN		3			3
CVS TX3292POCT WYLIE		3			3
BELL-MINOR HOME		3			3
LINCOLN MEDICAL CENTER		3			3
CABELL HUNTINGTON HOSPITAL CLINICAL LAB			3	100%	3
CVS TX5807POCT PEARLAND		3			3
MARTIN MEDICAL CENTER INC		1	2	67%	3
BASCOM PALMER EYE INSTITUTE			3	100%	3
VIRTUA MEMORIAL HOSPITAL BURLINGTON COUNTY		1	2	67%	3
BROOKDALE SENIOR LIVING			3	100%	3
WEST TN HEALTH MED NORTH		3			3
PUBLIC HEALTH TRUST OF MIAMI DADE COUNTY			3	100%	3
ACCESS HEALTH CARE		2	1	33%	3
BRENTWOOD SENIOR LIVING AT ST PETE			3	100%	3
CVS MI8091POCT FRASER		2	1	33%	3
PATHOLOGY REFERENCE LAB LLC			3	100%	3
OPENTRONS PRL		2	1	33%	3
Rosedale Green		3			3
TIFTON CARECONNECT URGENT CARE			3	100%	3
LEE MEMORIAL HOSPITAL BLOOD GAS LAB			3	100%	3
TRUE HEALTH – LAKE UNDERHILL		3			3
FELICIDAD MEDICAL CENTER INC			3	100%	3
2412 LEBANON PIKE		2	1	33%	3
BOLING, STEPHANIE		3			3
GUTHRIE CORNING HOSPITAL LABORATORY		3			3
MEDEXPRESS URGENT CARE - TOPEKA, SW WANAMAKER RD		3			3
MID-FLORIDA PATHOLOGY LLC - MOBILE UNIT # 3		1	2	67%	3
Greystone Health Care Center		3			3

COVID-19: testing by laboratory

Data through Apr 13, 2021 verified as of Apr 14, 2021 at 09:25 AM

Data in this report are provisional and subject to change.

The numbers in the table below represent the number of Florida and non-Florida residents for whom test results were received by the Department of Health. A person can be tested by more than one laboratory and can have both positive and negative results. **Therefore, the sum of the numbers in each column will be larger than the total number of people tested.**

Reporting lab	Inconclusive	Negative	Positive	Percent positive	Total
MEDEXPRESS-HOUSTON EAST FWY		1	2	67%	3
COVANCE CLS			3	100%	3
CENTURY LINK SPORTS COMPLEX			3	100%	3
VIRGINIA DEPARTMENT OF HEALTH DIVISION OF			3	100%	3
ERIE COUNTY PUBLIC HEALTH CLINICAL		3			3
CVS MO10151POCT SPRINGFIELD		2	1	33%	3
Birchaven		3			3
HARBORCHASE OF STUART			3	100%	3
MONTANA PUBLIC HEALTH LAB			3	100%	3
CVS PA4000POCT INDIANA		3			3
ACL LABORATORIES INDUSTRIAL TOXICOLOGY			3	100%	3
UNITY HEALTH AND REHABILITATION CENTER			3	100%	3
Wynfield Park Health and Rehabilitation		3			3
ADVICE FOR OPTIMAL WELLNESS, INC			3	100%	3
MEDEXPRESS URGENT CARE-WILKINS TOWNSHIP, WILLIAM PENN HIGHWAY		3			3
VA SALT LAKE CITY HCS		3			3
RAPID CITY RUGENT CARE			3	100%	3
MEDEXPRESS URGENT CARE - RUNNEMEDE		1	2	67%	3
ADVENTHEALTH SEBRING- INFECTION CONTROL DEPARTMENT			3	100%	3
MEDEXPRESS URGENT CARE, CHAMBERSBURG		2	1	33%	3
LEESBURG COMMUNITY HEALTH CENTERS			3	100%	3
MINUTECLINIC DIAG OF IND, LLC #6483		1	2	67%	3
Medilodge of Montrose		3			3
BLACKWATER RIVER			3	100%	3
Englewood Health and Rehab			3	100%	3
IMMERSION RESIDENTIAL LLC			3	100%	3
CCRX OF NORTH CAROLINA, LLC		2	1	33%	3
Bainbridge Health and Rehab		3			3
MERCY HOSPITAL			3	100%	3
HELIX LW UC		1	2	67%	3
AVALON MEDICAL GROUP		1	2	67%	3
ST JOHN'S RIVERSIDE HOSPITAL		2	1	33%	3
ADVANCED PEDIATRICS			3	100%	3
HARBOUR'S EDGE		2	1	33%	3
ALLIED PHYSICIANS GROUP PLLC		3			3
WOMACK ARMY MEDICAL CENTER			3	100%	3
AUSTIN PUBLIC HEALTH			3	100%	3
FLORIDA MEDICAL CENTER			3	100%	3
ADRIANA M CASTRO MD PA		3			3
VA OUTPATIENT CLINIC-NEW PORT RICHEY			3	100%	3
CVS AZ7841POCT TUCSON		3			3
BROADWAY HEALTH FLORIDA MEDICAL CLINIC URGENT CARE			3	100%	3
Kroger 387 - The Little Clinic Hubbards Lane		3			3
BAPTIST PRIMARY CARE, INC.		2	1	33%	3
SCHIFF CENTER FOR LIVER DISEASES		1	2	67%	3
BNC Medical Investors, LLC Berrien Nursing & Rehabilitation Center		3			3

COVID-19: testing by laboratory

Data through Apr 13, 2021 verified as of Apr 14, 2021 at 09:25 AM

Data in this report are provisional and subject to change.

The numbers in the table below represent the number of Florida and non-Florida residents for whom test results were received by the Department of Health. A person can be tested by more than one laboratory and can have both positive and negative results. **Therefore, the sum of the numbers in each column will be larger than the total number of people tested.**

Reporting lab	Inconclusive	Negative	Positive	Percent positive	Total
Kroger 635 - The Little Clinic Dacula		3			3
RAJ K PAI MD PA			3	100%	3
CVS OH4359POCT HUDSON		3			3
SPRING LAKE REHABILITATION CENTER			3	100%	3
CALLE OCHO DIALYSIS			3	100%	3
GYN PATH SERVICES			3	100%	3
NEMOURS CHILDREN'S URGENT CARE LAKE NONA			3	100%	3
TIEHH BIOTERRORISM RESPONSE LAB			3	100%	3
Lakeview Village		3			3
WALGREENS #05477		3			3
ORLANDO AIRPORT DIALYSIS		3			3
ST. PETERSBURG PEDIATRICS- 38TH AVENUE			3	100%	3
CVS CT288POCT BRISTOL		2	1	33%	3
Kroger 627 - The Little Clinic Castleberry		2	1	33%	3
APEX CLINICAL LABORATORIES INC		3			3
MEDEXPRESS URGENT CARE - CHERRY HILL		3			3
WYOMING DEPT OF HEALTH			3	100%	3
CVS SC5471POCT LEXINGTON		2	1	33%	3
LPG PEDIATRICS AT LEHIGH ACRES		2	1	33%	3
CVS PA7132POCT THORNDALE		3			3
NOVANT HEALTH PRESBYTERIAN		2	1	33%	3
ORLANDO REGIONAL HEALTH SERVICES		1	2	67%	3
MEMORIAL HERMANN			3	100%	3
AKRON GENERAL MEDICAL CENTER MAIN		3			3
RIGHT AT HOME			3	100%	3
NEBRASKA DEPARTMENT OF HEALTH AND HUMAN SERVICES			3	100%	3
CVS MA217POCT TEWKSBURY		3			3
HOLY CITY MED URGENT CARE			3	100%	3
UVA HEALTH SYSTEM MEDICAL LABORATORIES			3	100%	3
Walgreens #5984		3			3
CVS IL8753POCT CHICAGO		3			3
WEILL CORNELL MEDICAL ASSOCIATES - EAST SIDE		3			3
CVS NE5714POCT OMAHA		2	1	33%	3
NORTH NAPLES HOSPITAL RESPIRATORY THERAPY DEPARTMENT			3	100%	3
CONCENTRA - ORLANDO SOUTH II		3			3
NOVA SOUTHEASTERN UNIVERSITY		2	1	33%	3
EMERALD TRACE		3			3
SOUTHCARE PHARMACY INC		1	2	67%	3
NORTH DAKOTA DEPT OF HEALTH MICROBIOLOGY		1	2	67%	3
MEDEXPRESS URGENT CARE-ARLINGTON		2	1	33%	3
TRINITY PEDIATRICS			3	100%	3
CARENOW-ATASCOCITA			3	100%	3
CVS PHARMACY INC DBA CVS/PHARMACY #10908		3			3
MAYO		1	2	67%	3
NASSAU COUNTY HEALTH DEPARTMENT-FERNANDINA BEACH C		3			3
MEDEXPRESS URGENT CARE-CLOQUET		3			3

COVID-19: testing by laboratory

Data through Apr 13, 2021 verified as of Apr 14, 2021 at 09:25 AM

Data in this report are provisional and subject to change.

The numbers in the table below represent the number of Florida and non-Florida residents for whom test results were received by the Department of Health. A person can be tested by more than one laboratory and can have both positive and negative results. **Therefore, the sum of the numbers in each column will be larger than the total number of people tested.**

Reporting lab	Inconclusive	Negative	Positive	Percent positive	Total
COMMUNICABLE DISEASE CONTROL/PUBLIC HEALTH EMERGENCY PREPAREDNESS			3	100%	3
MEDICAL CENTER OF CENTRAL GEORGIA			3	100%	3
MEDICAL CENTER OF THE ROCKIES			3	100%	3
BOONES CREEK URGENT CARE		1	2	67%	3
MUNSON MEDICAL CENTER			3	100%	3
MEDEXPRESS URGENT CARE - JEANNETTE		3			3
HOUSTON METHODIST HOSPITAL			3	100%	3
GREENTREE MEDICAL CENTER			3	100%	3
MIDWAY SPECIALTY CARE RX LLC		1	2	67%	3
FLORIDA MENTOR-POINT WEST CLUSTER		3			3
TAMPA		1	2	67%	3
SENTARA NORFOLK GENERAL HOSPITAL CENTRAL LAB			3	100%	3
PANCARE HEALTH - FRANKLIN CO			3	100%	3
MEDICAL CITY DALLAS HOSPITAL			3	100%	3
MINUTECLINIC DIAGNOSTIC OF NEW MEXICO LLC #7552		3			3
MEDEXPRESS URGENT CARE - DANVILLE		3			3
CVS NE8616POCT LINCOLN		1	2	67%	3
KIDSVILLE PEDIATRICS IV PA		1	2	67%	3
CVS IN6572POCT INDIANAPOLIS		3			3
TEMPUS_LABS			3	100%	3
ASPIRUS WAUSAU HOSPITAL			3	100%	3
F W HUSTON MEDICAL CENTER SENIOR LIVIN		3			3
CVS NJ837POCT MARLTON		3			3
LRHS Florida Poly Tech		3			3
BROOKDALE OAKBRIDGE		1	2	67%	3
CANOPY PEDIATRICS		3			3
CUMBERLAND MEDICAL CENTER INC		3			3
CGH MEDICAL CENTER			3	100%	3
CVS MA920POCT CLINTON		3			3
CVS TX19POCT SPRING		3			3
AFFORDABLE PRIMARY CARE LLC		3			3
WEST COCOA PHARMACY			3	100%	3
ALLEGHENY GENERAL HOSPITAL			3	100%	3
KISSIMMEE URGENT CARE		3			3
CVS KS676POCT LAWRENCE		2	1	33%	3
BROOKDALE LAKE MARY			3	100%	3
SAN JUAN REGIONAL MEDICAL CENTER		3			3
FIRST CARE - MIDDLESBORO			3	100%	3
AFC URGENT CARE/FARRAGUT			3	100%	3
MARRA'S PHARMACY		3			3
WAL-MART STORES EAST LP		2	1	33%	3
ALLIANCE LABS @LRMC			3	100%	3
BROOME COUNTY HEALTH DEPARTMENT		2	1	33%	3
NATIONAL JEWISH HEALTH			3	100%	3
DASCENA LAB			3	100%	3
COASTAL SKIN SURGERY AND DERMATOLOGY PL		3			3

COVID-19: testing by laboratory

Data through Apr 13, 2021 verified as of Apr 14, 2021 at 09:25 AM

Data in this report are provisional and subject to change.

The numbers in the table below represent the number of Florida and non-Florida residents for whom test results were received by the Department of Health. A person can be tested by more than one laboratory and can have both positive and negative results. **Therefore, the sum of the numbers in each column will be larger than the total number of people tested.**

Reporting lab	Inconclusive	Negative	Positive	Percent positive	Total
CVS CA9485POCT MISSION VIEJO		3			3
NEMOURS CHILDRENS PRIMARY CARE HORIZON WEST			3	100%	3
SERENADES BY SONATA		1	2	67%	3
Glenview Terrace Nursing Center		3			3
HUMC		1	2	67%	3
Kroger 571 - The Little Clinic Hendersonville		1	2	67%	3
MOBILE HEALTH MEDICAL SERVICES PC		3			3
HOCHBERG LOWER SCHOOL		3			3
CORTLAND COUNTY HEALTH DEPARTMENT		3			3
SSM HEALTH ST LOUIS MICROBIOLOGY LABORATORY		1	2	67%	3
MINUTECLINIC, LLC #07876		2	1	33%	3
CVS MO5727POCT PLATTE CITY		3			3
WALGREENS #04311		3			3
MAYO CLINIC BEACHES PRIMARY CARE CTR		3			3
OPTUM PRIMARY CARE - SILVER LAKES			3	100%	3
SOFTLAB			3	100%	3
EAST NAPLES PEDIATRICS			3	100%	3
GULF COAST IMMEDIATE CARE CENTER		1	2	67%	3
URGENT DOC - URGENT CARE CLINIC			3	100%	3
CLEARWATER		2	1	33%	3
EXCEL URGENT CARE OF PARAMUS LLC		3			3
LEE CONVENIENT CARE AT SUMMERLIN			3	100%	3
DEBORAH HEART AND LUNG CENTER		3			3
NHC DICKSON		3			3
MERCY HEALTH			3	100%	3
CROSSVILLE MEDICAL GROUP		1	2	67%	3
SISD EMPLOYEE HEALTH CLINIC			3	100%	3
BEEBE MEDICAL CENTER LABORATORY		3			3
OHIO DEPARTMENT OF HEALTH LABORATORY		2	1	33%	3
INSPIRA MEDICAL CENTER VINELAND LAB		2	1	33%	3
US SPECIALTY LABS			3	100%	3
CVS CA9103POCT ESCONDIDO		3			3
BAPTIST HEALTH SURGERY CENTER AT NORTHPOINT			3	100%	3
CVS SC4382POCT SPARTANBURG		3			3
MEDEXPRESS URGENT CARE, BELLE VERNON		3			3
PEDIATRICS BY THE SEA JOG RD OFFICE			3	100%	3
SIGNATURE CARE PFLUGERVILLE			3	100%	3
ADVANCED HEART CARE OF SOUTH FLORIDA		3			3
MEDEXPRESS URGENT CARE - HACKETTSTOWN		2	1	33%	3
VIRGINIA DIVISION OF CONSOLIDATED LABORATORIES			3	100%	3
PINELLAS PARK HEALTH CENTER - PINELLAS CHD		1	2	67%	3
BRANDON REGIONAL EMERGENCY CTR			3	100%	3
EMORY JOHNS CREEK HOSPITAL		3			3
FAMILY CARE SPECIALISTS OF ORLANDO			3	100%	3
ADVENTHEALTH IMAGING LAKE NONA		1	2	67%	3
HARBORCHASE OF GAINESVILLE			3	100%	3

COVID-19: testing by laboratory

Data through Apr 13, 2021 verified as of Apr 14, 2021 at 09:25 AM

Data in this report are provisional and subject to change.

The numbers in the table below represent the number of Florida and non-Florida residents for whom test results were received by the Department of Health. A person can be tested by more than one laboratory and can have both positive and negative results. **Therefore, the sum of the numbers in each column will be larger than the total number of people tested.**

Reporting lab	Inconclusive	Negative	Positive	Percent positive	Total
St. Josephs Hospital		1	2	67%	3
WALGREENS # 09788		3			3
JERSEY IRISH MEDICAL (DBA AFC URGENT C		2	1	33%	3
SOUTH LAKE FAMILY HEALTH CENTER			3	100%	3
LAB PLUS, LLC AT ASCENSION SAINT THOMA		3			3
MINUTECLINIC DIAGNOSTIC OF PA LLC		3			3
NEXTCARE WYOMING LLC			3	100%	3
WOODMARK AT UPTOWN ASSISTED LIVING		3			3
BOSTON MEDICAL CENTER			3	100%	3
PREMIER CLINICAL RESEARCH INSTITUTE INC			3	100%	3
MINUTECLINIC, LLC #05814		3			3
FRESENIUS KIDNEY CARE			3	100%	3
15 TO KNOW			3	100%	3
Broadview Multi-Care Center		3			3
COMMUNITY MEDICAL CENTER			3	100%	3
PARRISH MEDICAL CENTER-WAIVED TESTING		3			3
CVS PA7611POCT ALLISON PARK		3			3
PREMIER FAMILY AND SPORTS MEDICINE		2	1	33%	3
MANORCARE NURSING & REHABILITATION CENTER-NAPLES		3			3
SKIN WELLNESS PHYSICIANS LLC		3			3
THE DOCTOR'S OFFICE OF WEST CALDWELL		3			3
GENDERXPRESS/PICTURE ME PERFECT IMAGING			3	100%	3
COVID PROCESSING SITE			3	100%	3
Wilkes-Barre VAMC		3			3
BAYSTATE MEDICAL CENTER		1	2	67%	3
NORTH SHORE HOSP. INFECTION CONTROL			3	100%	3
LIVINGSTON COUNTY DEPT OF HEALTH REPRO			3	100%	3
ADVENT HEALTH - CENTRAL PASCO ER			3	100%	3
FAMILY TREE MEDICAL GROUP PA		2	1	33%	3
MEDEXPRESS URGENT CARE - WHEELING		2	1	33%	3
MEMORIAL HERMANN CONSOLIDATED LABORATORY SERVICES			3	100%	3
CVS OH2486POCT NILES		1	2	67%	3
CVS CA9492POCT YORBA LINDA		3			3
FLORIDA MEDICAL ASSOCIATES		3			3
ADVANCE FAMILY PRACTICE LLC☐			3	100%	3
CVS IL2798POCT CHICAGO		1	2	67%	3
CVS MA969POCT PALMER		3			3
TAMPA INTERNATIONAL AIRPORT			3	100%	3
MANATEE URGENT CARE LLC			3	100%	3
MINUTECLINIC DIAGNOSTIC OF WISCONSIN,		3			3
MIDDLETON PEDIATRICS			3	100%	3
FAMILY FIRST PEDIATRICS			3	100%	3
VELOCITY CARE			3	100%	3
Gracemore Nursing and Rehab		3			3
CARTERSVILLE MEDICAL CENTER		1	2	67%	3
SINAI POST ACUTE NURSING AND REHAB CE		3			3

COVID-19: testing by laboratory

Data through Apr 13, 2021 verified as of Apr 14, 2021 at 09:25 AM

Data in this report are provisional and subject to change.

The numbers in the table below represent the number of Florida and non-Florida residents for whom test results were received by the Department of Health. A person can be tested by more than one laboratory and can have both positive and negative results. **Therefore, the sum of the numbers in each column will be larger than the total number of people tested.**

Reporting lab	Inconclusive	Negative	Positive	Percent positive	Total
MEDEXPRESS URGENT CARE - ANDERSON		3			3
CVS AZ1720POCT QUEEN CREEK		3			3
MEDEXPRESS URGENT CARE - LITTLE ROCK		2	1	33%	3
TUFTS MEDICAL CENTER			3	100%	3
CENTRAL DUPAGE HOSPITAL			3	100%	3
CORMEUM LAB SERVICES, LLC			3	100%	3
OHIO HEALTH DOCTORS HOSPITAL			3	100%	3
CAREHERE LLC			3	100%	3
CLARA MAASS TRANSITIONAL CARE UNIT		3			3
Michael J Crescenz VA Outpatient Dialysis Center		3			3
SKIPPACK MEDICAL LAB			3	100%	3
PICHARDO CLINIC, THE		1	2	67%	3
WALGREENS #10264		3			3
CHILDREN'S HEALTHCARE OF ATLANTA AT EG		3			3
Village on the Green			3	100%	3
ADVENT HEALTH MEDICAL GROUP FAMILY MEDICINE			3	100%	3
Magnolia Health and Rehab Center			3	100%	3
CVS IL8750POCT CHICAGO		1	2	67%	3
CAPTIAL REGIONAL MEDICAL CENTER			3	100%	3
Concordia Village of Tampa			3	100%	3
Kroger 388 - The Little Clinic Braelinn Village		3			3
Cleveland Clinic Weston			3	100%	3
ONSLOW MEMORIAL HOSPITAL LABORATORY		3			3
CVS CA9858POCT SANTA CLARITA		3			3
MINUTECLINIC DIAGNOSTIC OF OHIO #6192		3			3
CVS IL5797POCT CAROL STREAM		3			3
CVS IL4778POCT EVANSTON		3			3
NEMOURS CHILDRENS PRIMARY CARE MAITLAND			3	100%	3
INTERNAL MEDICINE AND WOUND CARE SPECIALIST LLC		3			3
BETHESDA HOSPITAL EAST BLOOD GAS LAB			3	100%	3
MINUTECLINIC, LLC #05891		2	1	33%	3
THE DOCTORS OFFICE OF BRICK, LLC		3			3
MEDEXPRESS URGENT CARE - ROCKAWAY		3			3
MINUTE CLINIC LLC #1831		3			3
GROVES CENTER			3	100%	3
HELIX URGENT CARE			3	100%	3
CERTIVIA LABORATORIES			3	100%	3
BAPTIST OUTPATIENT SERVICES			3	100%	3
INTERNAL MEDICINE & PEDIATRICS WELLNESS CENTER			3	100%	3
ESCO DRUG CO INC		3			3
YATES COUNTY PUBLIC HEALTH		3			3
SUMMIT MEDICAL GROUP – WEST ORANGE		3			3
Maryfield Inc. dba Pennybyrn		3			3
CHILDREN'S HEALTHCARE OF ATLANTA		3			3
Kroger 522 - The Little Clinic Gahanna		2	1	33%	3
CVS TX7156POCT RICHARDSON		3			3

COVID-19: testing by laboratory

Data through Apr 13, 2021 verified as of Apr 14, 2021 at 09:25 AM

Data in this report are provisional and subject to change.

The numbers in the table below represent the number of Florida and non-Florida residents for whom test results were received by the Department of Health. A person can be tested by more than one laboratory and can have both positive and negative results. **Therefore, the sum of the numbers in each column will be larger than the total number of people tested.**

Reporting lab	Inconclusive	Negative	Positive	Percent positive	Total
NEBRASKA MEDICAL CENTER			3	100%	3
CTRS			3	100%	3
SAVANNAH COVE		3			3
PROPATH			3	100%	3
THOMAS LANGLEY			3	100%	3
VA PRIMARY CARE ANNEX			3	100%	3
HELIX BIOMEDICS LLC			3	100%	3
LOYOLA UNIVERSITY MEDICAL CENTER LABORATORY			3	100%	3
JS HEALTHCARE		2	1	33%	3
DOUGLASVILLE NURSING AND REHABILITATIO		3			3
MEDEXPRESS URGENT CARE-CHIPPEWA		2	1	33%	3
Good Samaritan Society - Fairfield Glade		3			3
CVS MINUTE CLINIC DIAGNOSTIC MED GRP		3			3
SCIENTIFIC LABORATORY DIVISION			3	100%	3
ASPEN VALLEY HOSPITAL			3	100%	3
CVS TX7675POCT RED OAK		1	2	67%	3
GILBERT MEDICAL GROUP		1	2	67%	3
FLORIDA HOSPITAL PHYSICIANS GROUP		1	2	67%	3
STARMED FAMILY & URGENT CARE			3	100%	3
LEXINGTON MEDICAL CENTER		1	2	67%	3
FLORIDA HOSPITAL LABORATORIES		3			3
CVS MO8555POCT KANSAS CITY		3			3
320 S TRANSIT ST		3			3
NORTHEAST FLORIDA INTERNAL MEDICINE PA		3			3
COMMUNITY HEALTH CENTERS OF PINELLAS, INC		1	2	67%	3
MEDEXPRESS URGENT CARE, HANOVER		2	1	33%	3
THE OASIS BEACHSIDE		3			3
HEALTH EXPRESS		3			3
SANFORD MOBILE LAB			3	100%	3
MINUTECLINIC DIAGNOSTIC OF NEVADA-9586		2	1	33%	3
CARESPOT-WELLINGTON			3	100%	3
STRINGFELLOW MEMORIAL HOSPITAL		3			3
CVS PA2687POCT EXTON		3			3
CVS IL2297144CV CHICAGO		3			3
ADVENTHEALTH MEDICAL GROUP PEDIATRICS AT APOPKA		3			3
HEALTH AND WELLNESS URGENT CARE LLC			3	100%	3
Hackensack Univ Medical Center At Pasc		2	1	33%	3
SOUTH MIAMI HOSPITAL			3	100%	3
ACCESS LABORATORIES LLC			3	100%	3
PROHEALTH PRIMARY CARE - GLEN OAKS		3			3
Englewood Health Care Center		3			3
LAKELAND VOLUNTEERS IN MEDICINE INC		2	1	33%	3
SOLERA SPECIALTY PHARMACY LLC		2	1	33%	3
CVS TX2876POCT PROSPER		3			3
FREDERICK MEMORIAL HOSPITAL			3	100%	3
MEDICAL SERVICES OF AMERICA HOME HEALTH		3			3

COVID-19: testing by laboratory

Data through Apr 13, 2021 verified as of Apr 14, 2021 at 09:25 AM

Data in this report are provisional and subject to change.

The numbers in the table below represent the number of Florida and non-Florida residents for whom test results were received by the Department of Health. A person can be tested by more than one laboratory and can have both positive and negative results. **Therefore, the sum of the numbers in each column will be larger than the total number of people tested.**

Reporting lab	Inconclusive	Negative	Positive	Percent positive	Total
EASTMAN HEALTHCARE & REHAB		3			3
LPG PRIMARY CARE AT LABELLE		2	1	33%	3
WALGREENS NO 19542		3			3
PIEDMONT FAYETTE HOSPITAL		2	1	33%	3
QUEST DIAGNOSTICS CLINICAL LABORATORIES INC		2	1	33%	3
FOUR WINDS BEHAVIORAL HEALTH		3			3
CLINICA HISPANIA			3	100%	3
YORK HOSPITAL: MICROBIOLOGY			3	100%	3
CVS NC2749POCT CONCORD		3			3
CROSSROADS URGENT CARE PLLC		3			3
ADVENTHEALTH WATERMAN COMMUNITY CLINIC			3	100%	3
JOJAN PHARMA INC		3			3
EASTSIDE MEDICAL CENTER		3			3
MEDEXPRESS URGENT CARE, HERMITAGE		1	2	67%	3
PREMIER MOBILE HEALTH SERVICES, LLC		1	2	67%	3
CELEBRATION PRIMARY CARE ASSOCIATES LLC		3			3
ACCESS 365 URGENT CARE LLC		1	2	67%	3
SOUTHEAST GEORGIA HEALTH SYSTEM BRUNS		3			3
NORTHWELL HEALTH			3	100%	3
Kroger 448 - The Little Clinic Mason		3			3
CARECENTER PHARMACY, LLC		3			3
FULGENT GENETICS HOUSTON		3			3
John Knox Manor Inc II		2	1	33%	3
LITTLE SPURS PEDIATRIC URGENT CARE		1	2	67%	3
ADVANCED MEDICAL RESEARCH CENTER LLC			3	100%	3
GREATER MOBILE URGENT CARE – SPRINGHILL			3	100%	3
MINUTECLINIC DIAG OF IND, LLC #6908		3			3
The Good Shepherd		3			3
LAURELLWOOD NURSING CENTER		1	2	67%	3
TAYLOR MANOR		1	2	67%	3
MEDEXPRESS URGENT CARE-SELINSGROVE		2	1	33%	3
CVS IN6551POCT MOORESVILLE		3			3
ANN STORCK CENTER INC		3			3
PRISMA HEALTH MIDLANDS			3	100%	3
EAST TENNESSEE CHILDREN'S HOSPITAL		2	1	33%	3
PRECIDENT FLORIDA		3			3
NASSAU COUNTY HEALTH DEPARTMENT		3			3
NORTH DAKOTA VETERANS HOME		2			2
PALM BEACH DIABETES & ENDOCRINE SPECIALISTS PA			2	100%	2
SPRINGHILL SENIOR RESIDENCE		2			2
CVS NC3514POCT STANLEY		2			2
HOLY TRINITY PHARMACY LLC		2			2
CVS OH6164POCT DELAWARE		2			2
FASTCARE LLC			2	100%	2
PLASMA MED RESEARCH DBA		2			2
ROCKEFELLER UNIVERSITY CLINICAL GENOMICS LABORATOR		2			2

COVID-19: testing by laboratory

Data through Apr 13, 2021 verified as of Apr 14, 2021 at 09:25 AM

Data in this report are provisional and subject to change.

The numbers in the table below represent the number of Florida and non-Florida residents for whom test results were received by the Department of Health. A person can be tested by more than one laboratory and can have both positive and negative results. **Therefore, the sum of the numbers in each column will be larger than the total number of people tested.**

Reporting lab	Inconclusive	Negative	Positive	Percent positive	Total
WATERS PEDIATRIC CENTER			2	100%	2
SPECIALTY LABORATORIES			2	100%	2
Lenawee Medical Care Facility		2			2
NYUMC CLINICAL LABORATORIES			2	100%	2
MAGNOLIA MANOR OF COLUMBUS		2			2
ASANTE ROGUE REGIONAL MEDICAL CENTER L		2			2
NEW YORK CITY DEPARTMENT OF HEALTH			2	100%	2
ADVENTHEALTH EAST ORLANDO EMPLOYEE CLINIC		2			2
CVS CA9497POCT IRVINE		2			2
HEALTH & REHAB CTR AT DOLPHINS VIEW, THE			2	100%	2
HAMILTON COUNTY HEALTH DEPARTMENT		2			2
SUMMIT URGENT CARE PS			2	100%	2
CHNJ		2			2
SUMMIT CLINICAL LABORATORIES LLC			2	100%	2
MIDLAND MEMORIAL HOSPITAL			2	100%	2
MOORE CLINICAL RESEARCH INC			2	100%	2
DALLAS MEDICAL CENTER			2	100%	2
TRINITY DIALYSIS			2	100%	2
ROYAL OAK MEDICAL CENTER LLC DBA CHARACTER FAMILY			2	100%	2
CVS OH2540POCT HILLIARD		2			2
ARLINGTON DIALYSIS CENTER LLC		2			2
The Palms Nursing and Rehabilitation		1	1	50%	2
RENE F CEDENO DMD PA		2			2
LABRADOR PRIMARY CARE CENTER			2	100%	2
MISSION HOSPITAL REGIONAL MEDICAL CENTER			2	100%	2
ROUTE 16 PHARMACY LLC DBA HOLLAND PHAR		2			2
PEDIATRICS IN NORTH FLORIDA PA			2	100%	2
SAWGRASS PEDIATRIC PARTNERS LLC			2	100%	2
CLEMENT J ZABLOCKI VAMC		2			2
Crowne Health Care of Mobile		2			2
MARCO ISLAND HOSPITAL INC D/B/A		1	1	50%	2
UNIVERSTIY OF ILLINOIS HOSPITAL			2	100%	2
NEW YORK PSYCHIATRIC INSTITUTE		2			2
SKY LAKES MEDICAL CENTER		2			2
Kroger 407 - The Little Clinic Lexington		1	1	50%	2
CITRUS PARK			2	100%	2
CVS IN8639POCT TERRE HAUTE		2			2
EXCEPTIONAL EMERGENCY CENTER - AMARILLO			2	100%	2
HAILE MEDICAL GROUP PA		2			2
Chatham Nursing and Rehab Center		2			2
MIRAMAR KIDNEY CENTER		1	1	50%	2
Elba Nursing and Rehabilitation Center, LLC		2			2
ST LUKES HOSPITAL			2	100%	2
CARE 365			2	100%	2
SOUTHERN BREEZE HEALTHCARE		1	1	50%	2
CEDARS-SINAI MEDICAL CENTER			2	100%	2

COVID-19: testing by laboratory

Data through Apr 13, 2021 verified as of Apr 14, 2021 at 09:25 AM

Data in this report are provisional and subject to change.

The numbers in the table below represent the number of Florida and non-Florida residents for whom test results were received by the Department of Health. A person can be tested by more than one laboratory and can have both positive and negative results. **Therefore, the sum of the numbers in each column will be larger than the total number of people tested.**

Reporting lab	Inconclusive	Negative	Positive	Percent positive	Total
CVS NC2559POCT CHARLOTTE		2			2
TMH PHYSICIAN PARTNERS MONTICELLO		1	1	50%	2
ACCESS MEDICAL GROUP OF TAMPA II, INC		2			2
MEDCARE		2			2
HMH HOSPITALS CORPORATION		2			2
MYKIDZMD PEDIATRICS PLLC		2			2
CVS PA371POCT PHILADELPHIA		2			2
MIDWAY PRIMARY CARE LLC		2			2
SWEETWATER NURSING CENTER		2			2
FLAGLER HOME CARE			2	100%	2
WARE EXPRESS CARE			2	100%	2
Harbor House		2			2
ENVOY OF FORK UNION, LLC DBA ENVOY AT THE VILLAGE		2			2
PRECISION DIAGNOSTIC INC		2			2
MAYO CLINIC COUMADIN CLINIC LABORATORY		1	1	50%	2
NORTON IMMEDIATE CARE CENTER - PRESTON			2	100%	2
NORTHWEST MEDICAL CENTER LABORATORY		2			2
SOUTHEAST GEORGIA HEALTH SYSTEM			2	100%	2
TMH EC NORTHEAST LABORATORY			2	100%	2
ORLANDO LUTHERAN TOWERS		1	1	50%	2
ASPIRUS RIVERVIEW HOSPITAL & CLINICS INC		1	1	50%	2
ANNE ARUNDEL MEDICAL CENTER			2	100%	2
TEMPLE UNIVERSITY HOSPITAL			2	100%	2
Kroger 441 - The Little Clinic Middletown		2			2
MIDDLE TENN MENTAL HEALTH INSTITUTE		2			2
WILLOW CREEK RETIREMENT CENTER		2			2
Kroger 328 - The Little Clinic Henderson Road		2			2
PLAINS REGIONAL MEDICAL CENTER		2			2
MINUTECLINIC #1773		2			2
RIVERVIEW MEDICAL CLINIC		2			2
CVS MA38POCT CHARLTON		2			2
LIBERTY HEALTH CENTER			2	100%	2
Eagle Health and Rehabilitation		2			2
ASANTE THREE RIVERS MEDICAL CENTER LAB		2			2
Providence VAMC		2			2
RAPID RESULT CORP LLC		1	1	50%	2
TGH Brandon Healthplex Laboratory			2	100%	2
Kroger 745 - The Little Clinic Somerset		2			2
LIFESPRING COMMUNITY HEALTH		2			2
PEACEHEALTH CENTRAL		2			2
Manorcare Health Services - Williamsport South		2			2
CONWAY MEDICAL CENTER			2	100%	2
PATIENT FIRST-BATTLEFIELD			2	100%	2
OPTUM PRIMARY CARE		1	1	50%	2
CREATIVE HEALTH CENTER			2	100%	2
Jackson Health Care Facility			2	100%	2

COVID-19: testing by laboratory

Data through Apr 13, 2021 verified as of Apr 14, 2021 at 09:25 AM

Data in this report are provisional and subject to change.

The numbers in the table below represent the number of Florida and non-Florida residents for whom test results were received by the Department of Health. A person can be tested by more than one laboratory and can have both positive and negative results. **Therefore, the sum of the numbers in each column will be larger than the total number of people tested.**

Reporting lab	Inconclusive	Negative	Positive	Percent positive	Total
BAYFRONT CARDIOVASCULAR ASSOCIATES		1	1	50%	2
AMERICAN RESEARCH CENTERS OF FLORIDA			2	100%	2
VIRGINIA DEPT OF HEALTH OFFICE OF EPIDEMIOLOGY			2	100%	2
Life Care Center of Elyria		2			2
SCDHEC BUREAU OF LABORATORIES			2	100%	2
GALEN BAYLOR EXTENSION		2			2
GASTROENTEROLOGY ASSOCIATES			2	100%	2
Imboden Creek Living Center		2			2
Tidelands Health Rehabilitation Hospital			2	100%	2
Charles George VAMC		2			2
ROBINSON FAMILY CLINIC PA			2	100%	2
ManorCare Health Services Peters Township		2			2
DIAGNOSTIC AFFILIATES			2	100%	2
UNIVERSITY OF MIAMI SCCC RESEARCH LABORATORY			2	100%	2
MINUTECLINIC DIAGNOSTIC OF KANSAS, PC		2			2
ST. ELIZABETH HEALTHCARE			2	100%	2
WISE HEALTH SYSTEM		1	1	50%	2
Good Samaritan Society Waukon		2			2
MEDICAL ASSOCIATES OF BREVARD DR S VYAS			2	100%	2
CVS MA2125POCT NATICK		1	1	50%	2
RIDGEFIELD PEDIATRIC ASSOCIATES		2			2
HAPPY KIDZ PEDIATRICS PL		1	1	50%	2
VELOCITY URGENT CARE			2	100%	2
Mount Olivet Careview Home		2			2
BFT LAB			2	100%	2
NORTHEAST FLORIDA HEALTH SERVICES, INC DBA FAMILY HEALTH SOURCE			2	100%	2
ADVANCED FOOT AND ANKLE OF INDIAN RIVER		2			2
CARE NOW DENTON			2	100%	2
MEDEXPRESS URGENT CARE - WEXFORD		2			2
GERM BUSTERS 911 LLC			2	100%	2
Hartwell Health and Rehabilitation		2			2
ISLAND NURSING HOME		1	1	50%	2
SHERIDAN AT HOBE SOUND, THE			2	100%	2
MEDEXPRESS URGENT CARE - MARTINSVILLE		2			2
Kroger 477 - The Little Clinic Fort Mitchell		2			2
MEDEXPRESS URGENT CARE - CEDAR KNOLLS		2			2
AUSTIN REGIONAL CLINIC MICROBIOLOGY LAB			2	100%	2
CVS MI8287POCT MACOMB		2			2
Sanford Health & Rehabilitation			2	100%	2
MANSFIELD MEDICAL LODGE			2	100%	2
CVS MA299POCT WORCESTER		2			2
Q ALL CARE MEDICAL PC		2			2
MEDAILLE COLLEGE WELLNESS CENTER		2			2
DELAWARE DIAGNOSTICS LABS			2	100%	2
STOP URGENT CARE			2	100%	2
DEVLAB, LLC			2	100%	2

COVID-19: testing by laboratory

Data through Apr 13, 2021 verified as of Apr 14, 2021 at 09:25 AM

Data in this report are provisional and subject to change.

The numbers in the table below represent the number of Florida and non-Florida residents for whom test results were received by the Department of Health. A person can be tested by more than one laboratory and can have both positive and negative results. **Therefore, the sum of the numbers in each column will be larger than the total number of people tested.**

Reporting lab	Inconclusive	Negative	Positive	Percent positive	Total
COLD SPRING HILLS CENTER FOR NURSING A		2			2
Green Mountain Nursing and Rehabilitation		2			2
FHCP ASC - ORANGE CITY			2	100%	2
PTC LABORATORIES			2	100%	2
GRACE HEALTHCARE OF LAKE WALES		1	1	50%	2
MASSACHUSETTS DEPARTMENT OF HEALTH			2	100%	2
EVERYBODY'S FAMILY CLINIC		2			2
NYU LANGONE HUNTINGTON MEDICAL GROUP		2			2
MEDERI CARETENDERS		1	1	50%	2
CVS OH3329POCT LAKEWOOD		2			2
KAISER SUNNYSIDE MEDICAL CTR LAB		2			2
CHRISTIAN REST HOME ASSOC		2			2
NEWTON MEMORIAL HOSPITAL		2			2
KEY WEST HMA PHYSICIAN MANAGEMENT, LLC			2	100%	2
CVS OH2381POCT LEWIS CENTER		2			2
GULF COAST REGIONAL MEDICAL CARE		2			2
ONSLOW COUNTY HEALTH DEPARTMENT			2	100%	2
EASTERN NEW MEXICO UNIVERSITY STUDENT		2			2
WALGREENS #13605		2			2
Florida Baptist Retirement Center		1	1	50%	2
BRANDYWYNE HEALTH CARE CENTER			2	100%	2
PRONTO URGENT CARE			2	100%	2
CVS AZ9277POCT TUCSON		2			2
Kroger 020 - The Little Clinic Wheat Ridge		2			2
PM PEDIATRICS OF SELDEN, PLLC		2			2
SOUTHEAST GEORGIA HEALTH SERVICES, LLC		2			2
RIVER CITY MEDICAL ASSOCIATES, INC			2	100%	2
Jersey City Medical Center		2			2
AZALEA HEALTH AND REHABILITATION		2			2
DELRAY BEACH HEALTH DEPT LAB			2	100%	2
ORLANDO HEALTH MEDICAL GROUP		1	1	50%	2
U OF MIAMI MILLER SCHOOL OF MEDICINE			2	100%	2
TENNESSEE VALLEY HCS			2	100%	2
BAYCARE OUTREACH LAB WH SOUTH			2	100%	2
CENTRAL FLORIDA FAMILY HEALTH CENTER		2			2
TWIN LAKES REHAB & HEALTHCARE		2			2
CVS NV2989POCT NORTH LAS VEGAS		1	1	50%	2
87TH MEDICAL GROUP – MCGUIRE AMBULATORY CARE FACILITY		2			2
CDK LIBERTY ENTERPRISES, LLC		2			2
VITAL CARE CLINIC, LLC			2	100%	2
Buena Vista Care Center		2			2
BUCKINGHAM PAVILION INC		2			2
CVS MN663POCT APPLE VALLEY		2			2
MEDEXPRESS URGENT CARE - WICHITA, N MAIZE RD		1	1	50%	2
HAWAII DEPARTMENT OF HEALTH			2	100%	2
ALVERNO CLINICAL LABORATORIES			2	100%	2

COVID-19: testing by laboratory

Data through Apr 13, 2021 verified as of Apr 14, 2021 at 09:25 AM

Data in this report are provisional and subject to change.

The numbers in the table below represent the number of Florida and non-Florida residents for whom test results were received by the Department of Health. A person can be tested by more than one laboratory and can have both positive and negative results. **Therefore, the sum of the numbers in each column will be larger than the total number of people tested.**

Reporting lab	Inconclusive	Negative	Positive	Percent positive	Total
DRR JMC URGENT CARE DONALD ROSS			2	100%	2
BELLIN HOSPITAL			2	100%	2
METHODIST MANSFIELD MEDICAL CENTER			2	100%	2
BERNHARDT LABORATORIES INC			2	100%	2
ALL PEDIATRIC CARE PA			2	100%	2
CVS IN6608POCT NEW PALESTINE			2	100%	2
Workmens Circle Multicare Center		2			2
TRUE HEALTH INC			2	100%	2
EXCUSED ABSENCE PLLC		2			2
DOCTOR'S IN-HOUSE LAB/COMMUNITY HEALTH CENTERS OF PINELLAS – JOHNNIE R			2	100%	2
UNITY LONGPOND		2			2
LEHIGH MEDICAL AND RESEARCH CENTER, INC			2	100%	2
MEDEXPRESS URGENT CARE - DERBY N ROCK		2			2
NORTHSIDE FAMILY MEDICINE AND URGENT CARE (EAST COBB)		2			2
Kroger 686 - The Little Clinic Farragut		2			2
HERNANDO CHILDREN'S			2	100%	2
LAB CORP OF AMER SAN DIEGO			2	100%	2
CARINGPLUS HOMECARE LLC		1	1	50%	2
Walgreens #9890		2			2
INTERNAL MEDICINE SPECIALISTS MEDICAL GROUP, PA		2			2
SOMA MEDICAL CENTER PA #3 GREENACRES			2	100%	2
BOSTON PUBLIC HEALTH COMMISSION			2	100%	2
Manorcare Health Services West Reading North		2			2
Piney Grove Nursing and Rehabilitation Center		2			2
HEALTH NETWORK			2	100%	2
GREEN POINT RX INC DBA ALTRU CHEMISTS		2			2
HARRINGTON PARK HEALTH AND REHAB		2			2
SWEDISH COVENANT HOSPITAL			2	100%	2
ADVENTHEALTH CENTRA CARE POINCIANA			2	100%	2
KJ MEDICAL PRACTICE PC		2			2
Robert Cranfield			2	100%	2
UT AUSTIN UNIVERSITY HEALTH SERVICES			2	100%	2
CVS NJ2508POCT MANALAPAN		2			2
METHODIST HEALTHCARE - MEMPHIS HOSP		2			2
Kroger 687 - The Little Clinic Sugar Hill		1	1	50%	2
MEDEXPRESS URGENT CARE - LINCOLN VILLA		2			2
PINARD HOME HEALTH SERVICES INC			2	100%	2
ST ANTHONY COMMUNITY HOSPITAL LAB		1	1	50%	2
Good Samaritan Society-Blackduck		1	1	50%	2
BAPTIST HEALTH LEXINGTON			2	100%	2
FLORIDA DEPARTMENT OF HEALTH IN LEE COUNTY		1	1	50%	2
JEFFERSON WASHINGTON TOWNSHIP HOSPITAL		2			2
OSF SAINT FRANCIS MEDICAL CENTER			2	100%	2
CARE ATC SUN HYDRAULICS TALLAVAST			2	100%	2
UNITED MEMORIAL MEDICAL CENTER			2	100%	2
ASSOCIATES IN INTERNAL MEDICINE PA			2	100%	2

COVID-19: testing by laboratory

Data through Apr 13, 2021 verified as of Apr 14, 2021 at 09:25 AM

Data in this report are provisional and subject to change.

The numbers in the table below represent the number of Florida and non-Florida residents for whom test results were received by the Department of Health. A person can be tested by more than one laboratory and can have both positive and negative results. **Therefore, the sum of the numbers in each column will be larger than the total number of people tested.**

Reporting lab	Inconclusive	Negative	Positive	Percent positive	Total
NORTH MCALLEN PEDIATRIC CENTER			2	100%	2
ACN PHYSICIANS GROUP CORP			2	100%	2
EMORY CRAWFORD LONG HOSPITAL			2	100%	2
VENETIAN GARDENS		2			2
SHELBYVILLE HOSPITAL COMPANY		2			2
PM PEDIATRICS OF BAYSIDE, PLLC - RIVE		2			2
MEDEXPRESS URGENT CARE - SOUTH CHARLESTON		2			2
OAKMONT EAST- GREENVILLE SC, LLC		2			2
HEALTH GROUP CENTER INC			2	100%	2
FEDERAL CORRECTIONAL INSTITUTION MARIANNA			2	100%	2
GINKGO-IXLAYER		2			2
Southern Pines Healthcare Center		1	1	50%	2
DIVERSE MEDICAL CARE LLC			2	100%	2
JERSEY IRISH MEDICAL		2			2
Walgreens #10207		2			2
HANOVER ENDOSCOPY CENTER		2			2
OAKMONT OF UNION SC, LLC		2			2
441 URGENT CARE-MULBERRY			2	100%	2
DOCTORS MEDICAL CTR OF WALTON COUNTY			2	100%	2
COOPER CLINIC			2	100%	2
MEMORIAL HOSPITAL WEST			2	100%	2
PALMETTO FAMILY HEALTH CENTER			2	100%	2
AFC PHYSICIANS OF FLORIDA, PA			2	100%	2
PruittHealth Lakehaven		2			2
Providence of Sparta Health and Rehabilitation		2			2
ST. JOSEPH REGIONAL MEDICAL CENTER			2	100%	2
MAIN STREET MEDICAL CENTERS		2			2
US LABS		2			2
LEGACY ER & URGENT CARE - FRISCO WEST			2	100%	2
MANISTEE COUNTY MEDICAL CARE FACILITY		2			2
SHANDS JACKSONVILLE CLINICAL CENTER		1	1	50%	2
MEDEXPRESS URGENT CARE - LINCOLN N 26T		2			2
SAFE PMC		2			2
CVS OK6225POCT EDMOND		2			2
THE FOUNTAIN AT BOCA CIEGA BAY		2			2
FHPG SURGICAL ASSOCIATES OF EAST PASCO			2	100%	2
FLORIDA MEDICAL CLINIC RADIOLOGY DALE MABRY		2			2
MADISON HOSPITAL LABORATORY			2	100%	2
Stillwater Healthcare		2			2
CIGNA GATEWAY			2	100%	2
BIOHEALTH MEDICAL LAB INC			2	100%	2
Beecher Manor Nursing and Rehabilitation Center		2			2
HUMILITY OF MARY HEALTH PARTNERS			2	100%	2
BENEVA LAKES ASSISTED LIVING CENTER			2	100%	2
CVS NE2741POCT LA VISTA		2			2
MEMORIAL HOSPITAL OF TAMPA			2	100%	2

COVID-19: testing by laboratory

Data through Apr 13, 2021 verified as of Apr 14, 2021 at 09:25 AM

Data in this report are provisional and subject to change.

The numbers in the table below represent the number of Florida and non-Florida residents for whom test results were received by the Department of Health. A person can be tested by more than one laboratory and can have both positive and negative results. **Therefore, the sum of the numbers in each column will be larger than the total number of people tested.**

Reporting lab	Inconclusive	Negative	Positive	Percent positive	Total
John L. McClellan Memorial Veterans Hospital		2			2
UF KANAPAHA LAB BEAKER		2			2
MEDEXPRESS URGENT CARE - CONWAY		2			2
ROBERTS WESLEYAN COLLEGE HEALTH CENTE		2			2
CVS IL2788POCT BUFFALO GROVE		2			2
Kroger 426 - The Little Clinic Suwanee		2			2
MINUTECLINIC MINUTECLINIC #4978		1	1	50%	2
TLC MEDICAL			2	100%	2
IM&P WELLNES CENTER			2	100%	2
INTERMOUNTAIN MEDICAL CENTER			2	100%	2
OMEGA RESEARCH CONSULTANTS			2	100%	2
CORTLAND PARK REHABILITATION AND NURSING CENTER		1	1	50%	2
TANNER MEDICAL CENTER LABORATORY		2			2
The Friendly Home		2			2
COLUMBIA COTTAGE		2			2
RUST MEDICAL CENTER		2			2
AHC Forest cove		2			2
MEDEXPRESS URGENT CARE - SPRINGFIELD, COOLEY ST		2			2
ACKERMAN CANCER CENTER		2			2
DELRAY BEACH HEALTH CENTER			2	100%	2
CORNELIA REDDY URGENT CARE		2			2
SIGNAL DIAGNOSTICS DBA FLOWHEALTH LABS			2	100%	2
Kroger 647 - The Little Clinic Newnan Crossings		1	1	50%	2
VALLEY MEDICAL LABORATORY			2	100%	2
WELLMED AT SOUTH STUART		2			2
DOWN HOME MEDICAL			2	100%	2
MC MEDICAL			2	100%	2
WAKULLA URGENT CARE & DIAGNOSTIC			2	100%	2
TEXAS HEALTH CARE			2	100%	2
SCIENTIFIC LABORATORY COMPANY		2			2
SPECTRUM HEALTH			2	100%	2
VALUE DRUGS BRONXVILLE INC		2			2
MEDEXPRESS URGENT CARE-BLOOMFIELD AVEN		2			2
Advanced Rehabilitation and Healthcare of Wichita Falls		2			2
PIEDMONT WALTON HOSPITAL		2			2
VOLUNTEERS OF AMERICA OF FLORIDA			2	100%	2
BAYSHORE MEDICAL CENTER			2	100%	2
NORTH COUNTRY FAMILY HEALTH CENTER INC		2			2
ADVANCED MEDICAL CARE			2	100%	2
CHAPPEL GROUP RESEARCH, THE		2			2
GUARDIAN HOME CARE OF CENTRAL GEORGIA		2			2
MEMORIAL HOSPITAL OF SOUTH BEND			2	100%	2
Henry County Health and Rehabilitation		2			2
MID-FLORIDA HEMATOLOGY AND ONCOLOGY CENTERS		2			2
ADVANCED MEDICAL OF FLORIDA			2	100%	2
BAPTIST HEALTHCARE - LAKEVIEW CENTER INC		2			2

COVID-19: testing by laboratory

Data through Apr 13, 2021 verified as of Apr 14, 2021 at 09:25 AM

Data in this report are provisional and subject to change.

The numbers in the table below represent the number of Florida and non-Florida residents for whom test results were received by the Department of Health. A person can be tested by more than one laboratory and can have both positive and negative results. **Therefore, the sum of the numbers in each column will be larger than the total number of people tested.**

Reporting lab	Inconclusive	Negative	Positive	Percent positive	Total
WALGREENS NO 10512		1	1	50%	2
MOBILE HEALTH LABS LLC			2	100%	2
CRAWFORD COUNTY CARE CENTER		2			2
Kroger 853 - The Little Clinic East Broad Street		2			2
NIAGARA APOTHECARY INC		2			2
FIRST PREVENTION AND DIALYSIS CENTER LLC			2	100%	2
NEW YORK UNIVERSITY MEDICAL CENTER			2	100%	2
MEDSTAR HARBOR HOSPITAL			2	100%	2
BLOSSOMS ASSISTED LIVING 1 LLC			2	100%	2
St. Luke's Care Center		2			2
CITRUS DERMATOLOGY			2	100%	2
Bethel Lutheran Home		2			2
INSPIRE HEALTHCARE CENTER			2	100%	2
MEASE COUNTRYSIDE HOSPITAL CARDIAC REH			2	100%	2
CHRISTUS SPOHN HOSPITAL			2	100%	2
CIRRUS DX			2	100%	2
SIMPLY HEALTHCARE AND WELLNESS CLINIC, PC			2	100%	2
CVS TX7151POCT HUMBLE		2			2
CARENOW LENEXA			2	100%	2
WE CARE HOME HEALTH SOLUTIONS LLC			2	100%	2
HEALTH SENTRY			2	100%	2
WELL HEALTH LABS			2	100%	2
WALKONCLINIC			2	100%	2
VA CBOC			2	100%	2
Kroger 101 - The Little Clinic Hill Top		2			2
ATLANTIC DIAGNOSTICS			2	100%	2
Domiciliary Rehab & Residential Treatment Program		2			2
SANTA ROSA COUNTY HEALTH DEPARTMENT			2	100%	2
ANDERSON COUNTY HOSPITAL			2	100%	2
Kroger 130 - The Little Clinic Colorado Springs		2			2
HOLY FAMILY MEDICAL CENTER		1	1	50%	2
PEDIATRIC HEALTH CARE		1	1	50%	2
SHELL POINT HOME HEALTH			2	100%	2
RAPID MD			2	100%	2
CLEVELAND CLINIC IMAGING			2	100%	2
KIVA AT MOUNT DORA			2	100%	2
SOUTH DAKOTA DEPARTMENT OF HEALTH		2			2
CQUENTIA NGS, LLC			2	100%	2
EXCELTOX LABORATORIES LLC		2			2
EXPRESS CARE WALK-IN CLINIC			2	100%	2
MINUTECLINIC DIAG OF IND, LLC #6250		2			2
PALM CITY NURSING AND REHAB CENTER			2	100%	2
PHYSICIANS LABORATORY SERVICES			2	100%	2
Bedford Care Center of Hattiesburg		2			2
SHEPHERD CENTER CLINICAL LABORATORY		2			2
Kroger 400 - The Little Clinic Hartley Bridge Rd		1	1	50%	2

COVID-19: testing by laboratory

Data through Apr 13, 2021 verified as of Apr 14, 2021 at 09:25 AM

Data in this report are provisional and subject to change.

The numbers in the table below represent the number of Florida and non-Florida residents for whom test results were received by the Department of Health. A person can be tested by more than one laboratory and can have both positive and negative results. **Therefore, the sum of the numbers in each column will be larger than the total number of people tested.**

Reporting lab	Inconclusive	Negative	Positive	Percent positive	Total
MEDEXPRESS URGENT CARE-SALINA, S 9TH ST		2			2
MIDWAY SPECIALTY CARE CENTER INC		2			2
MEDEXPRESS URGENT CARE CHICOPEE		1	1	50%	2
CATSKILL REGIONAL MEDICAL CENTER		2			2
MIAMI DADE MEDICAL RESEARCH INSTITUTE			2	100%	2
RAPID MEDLAB (002MO)		2			2
RIVERSIDE METHODIST HOSPITAL LAB			2	100%	2
SPRING HILL REGIONAL HOSPITAL			2	100%	2
NEMOURS CHILDREN'S PRIMARY CARE OF VERO BEACH			2	100%	2
AHC PARIS		2			2
Kroger 519 - The Little Clinic Georgesville Square		2			2
FLORIDA DEPARTMENT OF HEALTH IN ESCAMBIA COUNTY		1	1	50%	2
BAPTIST HOSPITAL OF MIAMI MCI BROWARD LABORATORY			2	100%	2
CVS OH4327POCT PAINESVILLE		2			2
FLORIDA PRIMARY CARE CENTER PA		2			2
NAVAL HOSPITAL CAMP PENDLETON			2	100%	2
LILY PHARMACY		2			2
BUFFALO CROSSINGS HEALTHCARE AND REHABILITATION CENTER			2	100%	2
ADVANTA ANALYTICAL LABORATORIES			2	100%	2
REHOBOTH MCKINLEY CHRISTIAN HOSPITAL		2			2
OAKBRIDGE TERRACE AT SAE			2	100%	2
COASTAL MEDICAL LAB			2	100%	2
CVS MA137POCT QUINCY		2			2
PALM WEST INTERNIST PA			2	100%	2
CORNERSTONE MEDICAL CARE OF BRANDON		2			2
HPH HOME CARE		1	1	50%	2
DURAND SENIOR CARE & REHAB CENTER		2			2
ASSOCIATES IN UROGYNECOLOGY MD LLC		2			2
REELFOOT FAMILY WALK IN CLINIC - TIPT		2			2
UTMB PATHOLOGY CLINICAL SERVICES LABORATORY			2	100%	2
LINIL VISITING NURSES, INC		2			2
UPSON REGIONAL MEDICAL CENTER		1	1	50%	2
SALEM VAMC		2			2
FLORIDA CLINICAL LABORATORY INC			2	100%	2
PRIMACARE MEDICAL LAKEWOOD			2	100%	2
PROFESSIONAL DIALYSIS CENTER			2	100%	2
Cedar Valley Nursing & Rehab Center		2			2
LABCORP OF AMERICA HOLDINGS		1	1	50%	2
EAST CENTRAL REGIONAL HOSPITAL GRACEWO		2			2
MEDEXPRESS URGENT CARE - BRIDGEVILLE		2			2
STEWARD ST ELIZABETH MEDICAL CENTER			2	100%	2
WALGREENS #06583		2			2
UHEALTH CARDIOLOGY			2	100%	2
Greystone Nursing and Rehab, LLC			2	100%	2
RABI SINHA, MD		2			2
UW HOSPITAL AND CLINICS		1	1	50%	2

COVID-19: testing by laboratory

Data through Apr 13, 2021 verified as of Apr 14, 2021 at 09:25 AM

Data in this report are provisional and subject to change.

The numbers in the table below represent the number of Florida and non-Florida residents for whom test results were received by the Department of Health. A person can be tested by more than one laboratory and can have both positive and negative results. **Therefore, the sum of the numbers in each column will be larger than the total number of people tested.**

Reporting lab	Inconclusive	Negative	Positive	Percent positive	Total
HEAD 2 TOE PEDIATRICS, PLLC		1	1	50%	2
The Laurels of Hendersonville		2			2
APPLECARE VALDOSTA			2	100%	2
GOUVERNEUR HOSPITAL LABORATORY		2			2
MEASE MANOR MEMORY CARE		2			2
CVS AZ5892POCT LAVEEN		2			2
PRIMARY HEALTH CARE ASSOCIATES INC			2	100%	2
Walgreens #9278		2			2
MARIANNA CBOC		2			2
AUGUSTA HEALTH SKILLED CARE			2	100%	2
PT&J REHAB LLC		1	1	50%	2
AYASS BIOSCIENCE LLC			2	100%	2
JOHN D. ARCHBOLD MEM. HOSPITAL			2	100%	2
ALBUQUERQUE - AMG SPECIALTY HOSPITAL		2			2
PPD CLINICAL RESEARCH UNIT			2	100%	2
COUNTRY COTTAGE		2			2
POPLAR HEALTHCARE			2	100%	2
STATCARE URGENT AND WALK-IN			2	100%	2
MILFORD REGIONAL HOSPITAL			2	100%	2
WillowBrooke Court at Westminster Village		2			2
COMPLETE HEALTH MEDICAL CENTER			2	100%	2
LACORP		1	1	50%	2
UT PATH			2	100%	2
HOLSTON MEDICAL GROUP		2			2
PREVENTIVE HEALTH PARTNERS I L S C		2			2
MEDPOST - NORTH DALLAS			2	100%	2
Luther Acres Manor		2			2
BRENTWOOD AT FORE RANCH			2	100%	2
Manor At Perrysburg		2			2
THE CLUB AT BOYNTON BEACH, LLC			2	100%	2
APC PEDIATRICS			2	100%	2
GIGI WOOD DAVIS DO-FAMILY MEDICINE		2			2
LAKE BALDWIN			2	100%	2
RRMC CREEKSIDE LAB		2			2
DALLAS VA MEDICAL CENTER - VA NORTH TEXAS HEALTH CARE SYSTEM			2	100%	2
MELBOURNE URGENT CARE			2	100%	2
DEER'S HEAD CENTER		2			2
NEIGHBORCARE PHARMACY SERVICES		2			2
SPECTRA EAST INC		1	1	50%	2
MEDEXPRESS URGENT CARE - ROSS TOWNSHIP		2			2
SOUTHEASTERN INSTITUTE OF RESTORATIVE MEDICINE		1	1	50%	2
Holiday Retirement Home			2	100%	2
AL MANI HEALTH INSTUTUTE		2			2
BIOMAT USA			2	100%	2
BERGEN COUNTY SURGICAL AND ENDOSCOPY CENTER		2			2
Kroger 739 - The Little Clinic La Grange Road		2			2

COVID-19: testing by laboratory

Data through Apr 13, 2021 verified as of Apr 14, 2021 at 09:25 AM

Data in this report are provisional and subject to change.

The numbers in the table below represent the number of Florida and non-Florida residents for whom test results were received by the Department of Health. A person can be tested by more than one laboratory and can have both positive and negative results. **Therefore, the sum of the numbers in each column will be larger than the total number of people tested.**

Reporting lab	Inconclusive	Negative	Positive	Percent positive	Total
THE WINDSOR ORTEGA		2			2
KANSAS CITY VA MEDICAL CENTER			2	100%	2
Walgreens #19019		2			2
Iron County Medical Care Facility		2			2
CVS SC7567POCT BOILING SPRINGS		1	1	50%	2
WURTLAND NURSING AND REHABILITATION, L		2			2
NAVAL MEDICAL CENTER			2	100%	2
PALM BAY COMMUNITY OUTPATIENT CLINIC		2			2
MINUTE CLINIC DIAGNOSTIC OF KANSAS PA		2			2
BMC/JACSONVILLE		1	1	50%	2
Waycross Health and Rehabilitation		2			2
MCGUFFEY HEALTH CARE CENTER INC		2			2
Van Wert Manor		2			2
TALLAHASSEE MEMORIAL HEALTHCARE FAMILY MED RESIDENCY			2	100%	2
UC CORAL GABLES			2	100%	2
SUNCOAST BLOOD BANK			2	100%	2
Manor Care-Kingston Court of York PA, LLC		2			2
LIFT HEALTH		2			2
IN AND OUT URGENT CARE			2	100%	2
DNA DIAGNOSTICS CENTER		2			2
MEDEXPRESS URGENT CARE - ST CLAIR, CLOVER DR.		1	1	50%	2
RM PHARMACY SERVICES INC		1	1	50%	2
POINT OF CARE PRIVATE HEALTH MANAGEMENT			2	100%	2
ELMHURST MEMORIAL HOSPITAL			2	100%	2
AFC URGENT CARE CLEVELAND			2	100%	2
FL DEPT OF HEALTH MARION COUNTY MOBILE HEALTH UNIT			2	100%	2
TWELVE OAKS RECOVERY CENTER			2	100%	2
JASPER MEMORIAL HOSPITAL		1	1	50%	2
BAPTIST HOSPITAL LABORATORY			2	100%	2
STARR COUNTY MEMORIAL HOSPITAL			2	100%	2
EXPRESS CARE OF THE SHOALS		1	1	50%	2
ELITE MEDICAL LABORATORY SOLUTIONS LLC			2	100%	2
MEDEXPRESS URGENT CARE - LINCOLN		2			2
BAYMEADOWS PRIMARY CARE		2			2
BLUEWATER TOXICOLOGY			2	100%	2
MEDEXPRESS URGENT CARE - WOODBURY			2	100%	2
WillowBrooke Court at Southampton Estates		2			2
MD NOW URGENT CARE CENTER INC.			2	100%	2
ATLAS GENOMICS			2	100%	2
CAREWELL JW - WORCESTER LNC			2	100%	2
Church Creek SNF			2	100%	2
MEMORIAL HEALTH UNIVERSITY MEDICAL CENTER			2	100%	2
The Suites at Western Home Communities		2			2
THOMASVILLE REGIONAL MEDICAL CENTER		2			2
Glenis Dr VA Outpatient Clinic		2			2
JULIE STAATS DO		2			2

COVID-19: testing by laboratory

Data through Apr 13, 2021 verified as of Apr 14, 2021 at 09:25 AM

Data in this report are provisional and subject to change.

The numbers in the table below represent the number of Florida and non-Florida residents for whom test results were received by the Department of Health. A person can be tested by more than one laboratory and can have both positive and negative results. **Therefore, the sum of the numbers in each column will be larger than the total number of people tested.**

Reporting lab	Inconclusive	Negative	Positive	Percent positive	Total
CVS NV5942POCT LAS VEGAS		2			2
ROCKWALL URGENT CARE			2	100%	2
PM PEDIATRICS OF BAYSIDE PLLC - BELLER		2			2
RICHICHI FAMILY HEALTH			2	100%	2
MEDICAL ASSOCIATES OF BREVARD LLC		1	1	50%	2
HOME ACCESS HEALTH			2	100%	2
TENNESSEE DEPARTMENT OF HEALTH (TDH) - REGIONAL LABORATORY			2	100%	2
FAMILY URGENT CARE		2			2
VALLEY BAPTIST MEDICAL CENTER: BROWNSVILLE			2	100%	2
DOCTORS CARE - AIKEN MALL			2	100%	2
Lynwood		2			2
TRIDENT ANTI AGING LLC			2	100%	2
JUPITER PEDIATRIC ASSOCIATES, PA		1	1	50%	2
SUNBRIDGE CARE & REHAB FOR DECATUR		2			2
MD NOW URGENT CARE MEDICAL CENTERS INC			2	100%	2
VETERANS AFFAIRS MEDICAL CENTER - GREATER LOS ANGELES			2	100%	2
AHC Humboldt		2			2
EDGEWATER RETIREMENT MANOR			2	100%	2
SARASOTA MEMORIAL MEDICAL URGENT CARE CENTER			2	100%	2
LabCorp of America			2	100%	2
DUKE HEALTH REGIONAL HOSPITAL			2	100%	2
ManorCare Rehab Center of Marietta		2			2
MAYO CLINIC GROUP PRACTICE LABORATORY			2	100%	2
PRIMARY CARE SERVICES AT EDGEWATER		2			2
BOND COMMUNITY HEALTH CENTER			2	100%	2
COLONIAL VILLA GOOD SAMARITAN CENTER		2			2
INNOVATIVE CARE II LLC			2	100%	2
AMERICAN MEDICAL LABORATORIES			2	100%	2
ADVENT HEALTH CENTRAL TEXAS		1	1	50%	2
CHESTERFIELD HEALTHCARE GROUP, INC		2			2
PUBLIX PHARMACY #1092		2			2
SIGNATURE CARE LEWISVILLE-EMERGENCY CENTER		1	1	50%	2
EXPRESS PHARMACY INC		1	1	50%	2
ROYAL CARE MEDICAL CENTER			2	100%	2
Medilodge of Monroe		2			2
MAGNOLIA ADULT, LLC			2	100%	2
BAYLOR COLLEGE OF MEDICINE			2	100%	2
POMONA VALLEY COMMUNITY HOSPITAL			2	100%	2
VANAYER HEALTHCARE AND REHAB CENTER		2			2
MID AMERICA CLINICAL LABS			2	100%	2
Durham VAMC		2			2
Kroger 672 - The Little Clinic Bill Kennedy & Glenwood		2			2
HAMILTON CHD		2			2
Cottage of the Shoals		2			2
ADVENTHEALTH IMAGING PARTIN SETTLEMENT			2	100%	2
CVS MA1179POCT HUDSON		1	1	50%	2

COVID-19: testing by laboratory

Data through Apr 13, 2021 verified as of Apr 14, 2021 at 09:25 AM

Data in this report are provisional and subject to change.

The numbers in the table below represent the number of Florida and non-Florida residents for whom test results were received by the Department of Health. A person can be tested by more than one laboratory and can have both positive and negative results. **Therefore, the sum of the numbers in each column will be larger than the total number of people tested.**

Reporting lab	Inconclusive	Negative	Positive	Percent positive	Total
DOCTORS CARE OF PALM COAST			2	100%	2
PUTNAM COUNTY PUBLIC HEALTH UNIT		2			2
PANCARE HEALTH - SNEADS ELEMENTARY			2	100%	2
WHITESANDS OUTPATIENT TREATMENT		2			2
LIFETIME FAMILY URGENT CARE			2	100%	2
Kroger 550 - The Little Clinic Bellevue		2			2
Kroger 667 - The Little Clinic Litchfield Park		2			2
Beth Sholom Home of Eastern Virginia		1	1	50%	2
COX HEALTH SOUTH LAB		1	1	50%	2
HAMILTON MEDICAL CENTER LABORATORY			2	100%	2
SUMMERFIELD RETIREMENT LIVING, INC			2	100%	2
ONE MEDICAL GROUP		1	1	50%	2
Kroger 596 - The Little Clinic Brentwood		2			2
Absolut Care at Three Rivers		2			2
MINUTECLINIC DIAGNOSTIC MEDICAL		2			2
HOUSTON HEALTH DEPARTMENT - BUREAU OF LABORATORY SERVICES			2	100%	2
Kroger 409 - The Little Clinic Hebron Marketplace		1	1	50%	2
LAWRENCE GENERAL HOSPITAL			2	100%	2
NATHAN LITTAUER HOSPITAL LAB		2			2
Guilford Health Care Center		2			2
RAPID URGENT CARE - ALBANY			2	100%	2
MERCY HEALTH LAB		1	1	50%	2
MCLAREN REGIONAL MEDICAL CENTER			2	100%	2
CVS OH6167POCT ASHLAND		2			2
URGENT TEAM MANAGEMENT OF TENNESSEE, L		1	1	50%	2
SOUTHEASTERN IMMEDIATE CARE- MILLEDGEVILLE GA			2	100%	2
SENDER RETREAT ADULT DAY CARE CENTERS			2	100%	2
SACRED HEART HOSPITAL ON THE EMERALD			2	100%	2
CARE ATC ARLINGTON CENTRAL PARK		2			2
PHYSICIANS PREMIER			2	100%	2
JUST BELIEVE RECOVERY CENTER			2	100%	2
MY PHARMACY			2	100%	2
MEDEXPRESS URGENT CARE - VINELAND S MA		2			2
FALCON HEALTH CENTER			2	100%	2
SIMMONS			2	100%	2
SOUTH HILLSBOROUGH CBOC			2	100%	2
CVS MO5724POCT KANSAS CITY		2			2
BROOKDALE ALTAMONTE SPRINGS			2	100%	2
WEAKLEY COUNTY REHAB AND NURSING CENTER		2			2
MATHER HOSPITAL			2	100%	2
WyndRidge Health & Rehabilition		2			2
SENECA HEALTH CARE CENTER		2			2
URGENT CARE AND SURGERY CENTER			2	100%	2
STUDENT HEALTH SERVICES			2	100%	2
UNIVERSITY OF TEXAS AT EL PASO, THE			2	100%	2
MEDEXPRESS - WILMINGTON KIRKWOOD HIGHWAY		2			2

COVID-19: testing by laboratory

Data through Apr 13, 2021 verified as of Apr 14, 2021 at 09:25 AM

Data in this report are provisional and subject to change.

The numbers in the table below represent the number of Florida and non-Florida residents for whom test results were received by the Department of Health. A person can be tested by more than one laboratory and can have both positive and negative results. **Therefore, the sum of the numbers in each column will be larger than the total number of people tested.**

Reporting lab	Inconclusive	Negative	Positive	Percent positive	Total
FRESENIUS KIDNEY CARE SOUTH ST PETERSBURG			2	100%	2
HEARTLAND HOME HEALTH CARE		2			2
TRINITAS REGIONAL MEDICAL CENTER		1	1	50%	2
EAST CORE LAB			2	100%	2
BIONIC TECHNOLOGIES CORPORATION			2	100%	2
HOME CARE PHARMACY OF PALM COAST INC		2			2
SOUTHERN TENNESSEE MEDICAL CENTER			2	100%	2
UNIVERSITY URGENT CARE			2	100%	2
CVS MD1490POCT GAITHERSBURG		2			2
MASSENA HOSPITAL LABORATORY		2			2
MORTON PLANT HOSPITAL - ADLER INSTITUTE OF LAB MEDICINE			2	100%	2
Louis Stokes Cleveland VA - Midtown Dialysis Center		2			2
VA Greater LA HCS-Santa Maria OPC			2	100%	2
HCA HOUSTON ER 24/7			2	100%	2
CONEMAUGH MEMORIAL MEDICAL CENTER		2			2
MEDEXPRESS URGENT CARE - MYLAN			2	100%	2
CVS NM7242POCT ALBUQUERQUE		2			2
SYLVAN NURSING			2	100%	2
SOMA MEDICAL CENTER P.A. #4			2	100%	2
MOUNT SINAI MEDICAL CENTER OF FLORIDA, INC			2	100%	2
VISITING PHYSICIANS OF THE TREASURE COAST LLC			2	100%	2
Avanti Wellness and Rehab			2	100%	2
NEW BRIDGE MEDICAL CENTER		2			2
GET WELL EXPRESS URGENT CARE & WALK-IN CLINIC			2	100%	2
LOWELL GENERAL HOSPITAL			2	100%	2
CVS AZ7075POCT CHANDLER		2			2
THE RIM URGENT CARE			2	100%	2
THE EDGEWATER AND WATERMAN VILLAGE			2	100%	2
UNIVERSITY COMMUNITY HEALTH SERVICES		1	1	50%	2
OELWEIN HEALTH CARE CENTER		2			2
RHODE ISLAND DEPARTMENT OF HEALTH LABORATORIES			2	100%	2
Great Lakes Health Center			2	100%	2
MEDEXPRESS URGENT CARE - OMAHA N 72 ST		2			2
NEW YORK CITY CENTRAL COVID			2	100%	2
BEAUFORT MEMORIAL			2	100%	2
Lake Charles Healthcare LLC dba Landmark Lake Charles			2	100%	2
UNIVERSITY OF MISSOURI HEALTH CARE			2	100%	2
ORMOND BEACH URGENT CARE			2	100%	2
KEATING SPORTS CENTER		2			2
CATHOLIC HEALTH LABORATORY SERVICES		2			2
WESTMINSTER SUNCOAST			2	100%	2
WELLNESS MEDICAL CLINIC			2	100%	2
A G RHODES HOME AT WESLEY WOODS		2			2
CVS MA1877POCT NORTON		2			2
ARCPOINTLABS OF VIRGINIA BEACH		1	1	50%	2
Tuscola County Medical Care Community		2			2

COVID-19: testing by laboratory

Data through Apr 13, 2021 verified as of Apr 14, 2021 at 09:25 AM

Data in this report are provisional and subject to change.

The numbers in the table below represent the number of Florida and non-Florida residents for whom test results were received by the Department of Health. A person can be tested by more than one laboratory and can have both positive and negative results. **Therefore, the sum of the numbers in each column will be larger than the total number of people tested.**

Reporting lab	Inconclusive	Negative	Positive	Percent positive	Total
RENFREW CENTERS INC		2			2
EASTERN NIAGARA HOSPITAL		2			2
MI Nursing Restorative Center		2			2
ADVENT HEALTH - OWASA			2	100%	2
First Care Living Center/Essentia Health			2	100%	2
MAJESTIC GUARDIANS			2	100%	2
MEDEXPRESS URGENT CARE PENNSVILLE		2			2
Oakmont of Katy Nursing and Rehabilitation		2			2
Kroger 412 - The Little Clinic Oxford		2			2
UK HEALTHCARE			2	100%	2
BLACKBAG DIGITAL HEALTH LLC		2			2
ILLINOIS DEPT OF PUBLIC HEALTH LABS			2	100%	2
STATE OF FLORIDA			2	100%	2
INTEGRITY CLINICAL RESEARCH CENTER INC		1	1	50%	2
RDX BIOSCIENCE INC			2	100%	2
MERCY CONVENIENT CARE			2	100%	2
BAPTIST HOSPITAL INTERNAL MEDICINE GULF BREEZE			2	100%	2
NATIONWIDE LABORATORY SERVICES		1	1	50%	2
CVS OH6185POCT PICKERINGTON		2			2
CVS OH3980POCT KENT		2			2
CARESPOT URGENT CARE		1	1	50%	2
Iowa Veterans Home		2			2
MEMORIAL SLOAN KETTERING CANCER CENTER		1	1	50%	2
CSS- TWELVE OAKS			2	100%	2
LONG, SARAH		1	1	50%	2
MEDEXPRESS URGENT CARE-VINLAND SOUTH		1	1	50%	2
DEPT OF HEALTH			2	100%	2
MEDEXPRESS URGENT CARE - CINNAMINSON		1	1	50%	2
Alden Terrace of McHenry			2	100%	2
LEGACY LABORATORY SERVICES			2	100%	2
LABTOX LABORATORIES			2	100%	2
CVS MA41POCT TAUNTON		2			2
THE HOSPITAL OF PROVIDENCE EMERGENCY ROOM			2	100%	2
BUEN PASTOR MEDICAL CENTER, INC			2	100%	2
ONTARIO COUNTY PUBLIC HEALTH		2			2
BOCA RATON REGIONAL HOSPITAL INC			2	100%	2
BAPTIST HOSPITAL PRIMARY CARE GULF BREEZE			2	100%	2
STUART SURGERY CENTER, LLC			2	100%	2
ASCENSION ST MICHAEL'S HOSPITAL LAB		1	1	50%	2
Essex Center for Rehabilitation and Healthcare		2			2
Kroger 127 - The Little Clinic Lakewood-Alameda		2			2
GENETIC ASSAYS INC			2	100%	2
BAY CORRECTIONAL AND REHABILITATION FACILITY			2	100%	2
OSF ST JOSEPH MEDICAL CENTER			2	100%	2
Wetumpka Health and Rehab, LLC		2			2
SPRINGFIELD HOSPITAL LABORATORY			2	100%	2

COVID-19: testing by laboratory

Data through Apr 13, 2021 verified as of Apr 14, 2021 at 09:25 AM

Data in this report are provisional and subject to change.

The numbers in the table below represent the number of Florida and non-Florida residents for whom test results were received by the Department of Health. A person can be tested by more than one laboratory and can have both positive and negative results. **Therefore, the sum of the numbers in each column will be larger than the total number of people tested.**

Reporting lab	Inconclusive	Negative	Positive	Percent positive	Total
Kroger 619 - The Little Clinic Hendersonville Indian Lake		2			2
PARKRIDGE MEDICAL CENTER			2	100%	2
Camellia Gardens		2			2
Harbert Hills Academy Nursing Home		2			2
EASTLAKE MEDICAL CENTER		2			2
BIRMINGHAM INTERNAL MEDICINE ASSOCIATE		1	1	50%	2
MAINE CENTER FOR DISEASE CONTROL AND PREVENTION			2	100%	2
ESCANDON DIAGNOSTIC CLINIC			2	100%	2
WOODHILLS LABS			2	100%	2
FKC AMELIA ISLAND DIALYSIS			2	100%	2
SANIBEL MEDICAL CLINIC			2	100%	2
UMASS MEMORIAL MEDICAL CENTER, INC		1	1	50%	2
BROOKSVILLE DIALYSIS			2	100%	2
SOUTHSIDE FAMILY MEDICAL		2			2
VAULT MEDICAL SERVICES		1	1	50%	2
UNIVERSITY OF MN MEDICAL CENTER EAST CAMPUS			2	100%	2
MEDLOGIC, LLC		2			2
CLINICAL REFERENCE LABORATORY, INC		2			2
NEMOURS CHILDRENS PRIMARY CARE			2	100%	2
Kroger 549 - The Little Clinic Clinton Highway		2			2
WEST FLORIDA MEDICAL ASSOCIATES, PA			2	100%	2
CRUC CMCH-COVID-19		2			2
BAYOU GARDENS DUNEDIN LLC		2			2
PALM MEDICAL CENTER - PLANT CITY☐		2			2
Mary Anna Nursing Home		2			2
PALM BEACH DIGESTIVE ASSOCIATES			2	100%	2
PUBLIC HEALTH LABORATORY	1		1	50%	2
HELEN HAYES HOSPITAL LABORATORY		2			2
NORTHSIDE HOSPITAL D/B/A ARTHRITIS		2			2
COBLESKILL REGIONAL HOSPITAL		2			2
YOUTH AND YOU, INC		2			2
Colonial Manor Nursing and Rehabilitation Center		2			2
BAYCARE LABORATORIES			2	100%	2
UNM SANDOVAL REGIONAL MEDICAL CENTER		2			2
ADVOCATE SHERMAN HOSPITAL			2	100%	2
DIAGNOSTIC CLINIC MEDICAL GROUP INC		2			2
PENSACOLA MEDICAL CLINIC LLC			2	100%	2
Overton Brooks VAMC		2			2
AdventHealth Care Center Orlando North			2	100%	2
MIDDLEBURG PEDIATRICS			2	100%	2
INTERNAL MEDICINE ASSOCIATES-DUNELLON			2	100%	2
JACKSON LABORATORY OF GENOMIC MEDICINE		2			2
Delaware Court Healthcare Center		2			2
METROHEALTH SYSTEM			2	100%	2
BROOKDALE PALM BEACH GARDENS			2	100%	2
GOLISANO PEDIATRICS PORT CHARLOTTE HARBOR		2			2

COVID-19: testing by laboratory

Data through Apr 13, 2021 verified as of Apr 14, 2021 at 09:25 AM

Data in this report are provisional and subject to change.

The numbers in the table below represent the number of Florida and non-Florida residents for whom test results were received by the Department of Health. A person can be tested by more than one laboratory and can have both positive and negative results. **Therefore, the sum of the numbers in each column will be larger than the total number of people tested.**

Reporting lab	Inconclusive	Negative	Positive	Percent positive	Total
ATVIVO LLC		2			2
FLORIDA MEDICAL CLINIC, LLC			2	100%	2
METHODIST SPECIALTY CARE CENTER		2			2
SYMPHONY OF BUFFALO GROVE		2			2
MED-LAKE LABORATORY, LLC			2	100%	2
SYNEOS HEALTH			2	100%	2
GILA REGIONAL MEDICAL CENTER		2			2
DESERT HOSPITAL/CPHU CLINICAL LABORATORY			2	100%	2
FLORIDA MEDICAL CLINIC IM LUTz			2	100%	2
PINELLAS CHD - CLEARWATER		1	1	50%	2
MANASOTA PEDIATRICS			2	100%	2
TSALI CARE CENTER		2			2
MINERS COLFAX MEDICAL CENTER		2			2
VALUE DRUGS GREENLAWN INC		2			2
PHOEBE BERKS HEALTH CARE CENTER		2			2
WEST COAST PEDIATRICS			2	100%	2
CROSSROADS URGENT CARE DBA URGENT TEA		2			2
RAINY LAKE MEDICAL CENTER			2	100%	2
Garden Care Center		2			2
TEQUESTA FAMILY MEDICAL CENTER LLC			2	100%	2
The Grand Rehabilitation & Nursing Utica		2			2
MEMORIAL HERMANN HOSPITAL			2	100%	2
ST. VINCENT HOSPITAL			2	100%	2
FLAGLER PROFESSIONAL HEALTH CAE SERVICES INC		2			2
PALM COAST DIALYSIS		2			2
CHI MEMORIAL PRIMARY CARE ASSOCIATES-A		2			2
LAKE SUCCESS EXTENDED CARE		2			2
CROSSTOWN PHARMACY		2			2
VILLAGES HEALTH SYSTEM, LLC, THE			2	100%	2
POMERENE HOSPITAL			2	100%	2
NAVAL BRANCH MEDICAL CLINIC			2	100%	2
MEDEXPRESS URGENT CARE - SPRINGDALE, S 40TH STREET		2			2
STAGES OF LIFE MEDICAL INSTITUTE			2	100%	2
INSPIRIT SENIOR LIVING			2	100%	2
HOPE HEALTH & WELLNESS		2			2
FIRST CHOICE MEDICAL PC			2	100%	2
SHORE MEDICAL CENTER		2			2
CVS IN6555POCT BROWNSBURG		2			2
PEACE RIVER MEDICAL CENTER		2			2
STARR CITY OF ROMA COMMUNITY CENTER			2	100%	2
CVS TX7603POCT SAGINAW		2			2
MEMORIAL HOSPITAL OF CARBONDALE			2	100%	2
FLORIDA KEYS PED & ADOLES CTR			2	100%	2
LARKIN COMMUNITY HOSPITAL PALM SPRINGS CAMPUS		1	1	50%	2
UPS			2	100%	2
CARTER BLOOD CARE			2	100%	2

COVID-19: testing by laboratory

Data through Apr 13, 2021 verified as of Apr 14, 2021 at 09:25 AM

Data in this report are provisional and subject to change.

The numbers in the table below represent the number of Florida and non-Florida residents for whom test results were received by the Department of Health. A person can be tested by more than one laboratory and can have both positive and negative results. **Therefore, the sum of the numbers in each column will be larger than the total number of people tested.**

Reporting lab	Inconclusive	Negative	Positive	Percent positive	Total
Alden Des Plaines			2	100%	2
AMEDISYS HOME HEALTH OF GREENVILLE			2	100%	2
HEALTH PARTNERS REGIONAL HOSPITAL			2	100%	2
VA WNYHCS - Buffalo Division		1	1	50%	2
FLORIDA DEPARTMENT OF HEALTH PINELLAS COUNTY-			2	100%	2
Highland Ave. Eye Clinic		2			2
CVS NJ1927POCT GREEN BROOK		2			2
APPLING NURSING & REHABILITATION PAVIL		2			2
WASHINGTON STATE DEPARTMENT OF HEALTH PUBLIC HEALTH LABORATORIES			2	100%	2
ADVENTIST HINSDALE HOSPITAL LABORATORY			2	100%	2
CITY OF NEW YORK DEPARTMENT OF HEALTH			2	100%	2
JOHNSON CITY MEDICAL CENTER		1	1	50%	2
APALACHEE CENTER INC		2			2
MEDEXPRESS URGENT CARE-MT PLEASANT		1	1	50%	2
FLORIDA SCHOOL FOR THE DEAF & BLIND			2	100%	2
New Jersey Aim At Smg		2			2
UNIVERSITY HOSPITAL OF BROOKLYN		2			2
CPL LABS			2	100%	2
SCHEURER HOSPITAL		2			2
CVS IN6559POCT AVON		2			2
CVS CA9145POCT SANTEE		1	1	50%	2
MEDRITE MEDICAL CARE PC		2			2
CVS OH5457POCT POWELL		2			2
GOLDSTEIN			2	100%	2
Kroger 777 - The Little Clinic Shelbyville		1	1	50%	2
CVS MO8581POCT BLUE SPRINGS		1	1	50%	2
MONICE DR.			2	100%	2
University Center East			2	100%	2
Timber Ridge Health Care Center			2	100%	2
SUNSHINE PHARMACY		2			2
LIFEGUARD AMBULANCE SERVICES LLC, TEXAS- SAN			2	100%	2
HCR MANOR CARE SERVICES OF FLORIDA III INC		2			2
VAULT HEALTH			2	100%	2
SANFORD REGIONAL HOSPITAL WORTHINGTON		2			2
RANDOLPH COUNTY HEALTH & REHABILITATIO		2			2
Edinboro Manor		2			2
BAYLOR SCOTT & WHITE COMPREHENSIVE WOUND			2	100%	2
CVS CA8861POCT BUENA PARK		2			2
MINUTECLINIC DIAGNOSTICS OF OKLAHOMA		2			2
TULANE MEDICAL CENTER			2	100%	2
WISCONSIN STATE LABORATORY OF HYGIENE		1	1	50%	2
Kroger 096 - The Little Clinic Orchard and Holly		2			2
WELLSTAR DOUGLAS HOSPITAL LABORATORY		2			2
HIGHLAND PARK LAKEWOOD PRESTON HOLLOW			2	100%	2
NORTH MANATEE HEALTH CARE CENTER			2	100%	2
DALLAS BAPTIST UNIVERSITY - HEALTH SERVICES			2	100%	2

COVID-19: testing by laboratory

Data through Apr 13, 2021 verified as of Apr 14, 2021 at 09:25 AM

Data in this report are provisional and subject to change.

The numbers in the table below represent the number of Florida and non-Florida residents for whom test results were received by the Department of Health. A person can be tested by more than one laboratory and can have both positive and negative results. **Therefore, the sum of the numbers in each column will be larger than the total number of people tested.**

Reporting lab	Inconclusive	Negative	Positive	Percent positive	Total
ASHLEY PEDIATRICS			2	100%	2
DAYTON CHILDRENS HOSPITAL LAB			2	100%	2
TRICORE REFERENCE LABORATORY		1	1	50%	2
OCEAN MEDICAL CENTER		1	1	50%	2
UMHC HOLLYWOOD LABORATORY			2	100%	2
OCALA REGIONAL KIDNEY CENTER-WEST			2	100%	2
MINUTECLINIC DIAGNOSTIC, PA #10252		2			2
PRECISION CLINICAL RESEARCH			2	100%	2
Warren Center for Rehabilitation and Nursing		2			2
MEDEXPRESS URGENT CARE, MOSSIDE		2			2
SOWAL HEALTH & DRUG			2	100%	2
INA		1	1	50%	2
SOUTH TAMPA AFTER HOURS CLINIC			2	100%	2
SPARTANBURG REGIONAL MEDICAL CENTER			2	100%	2
TEXAS REGIONAL ASTHMA & ALLERGY CENTER			2	100%	2
FRASER MEMORIAL HOSPITAL		1	1	50%	2
SELECT MEDICAL CLINIC			2	100%	2
SAMARITAN PACIFIC COMMUNITIES HOSPITAL		2			2
FLORIDA COMMUNITY HEALTH CENTERS, INC.			2	100%	2
COASTAL PEDIATRIC CARE			2	100%	2
ATHENA CARE RESOURCES LLC		2			2
BICKERTON, DAWN		2			2
GOSHEN MEDICAL CENTER			2	100%	2
SUNNYSIDE MANOR		2			2
MOBILE COUNTY HEALTH DEPARTMENT		1	1	50%	2
Parkridge Specialty Care		2			2
EXPRESSCARE URGENT CARE CENTER			2	100%	2
Garden Isle Healthcare and Rehabilitation Center		2			2
Macon Valley Nursing and Rehabilitation Center		2			2
ST JOSEPH'S HOSPITAL INC			2	100%	2
CVS AZ33POCT TEMPE		2			2
GRANDVIEW COLLEGE STUDENT HEALTH CENTE		2			2
PATIENT FIRST MEDICAL CENTER-CARYTOWN			2	100%	2
CVS MA2600POCT WEYMOUTH		1	1	50%	2
CROSSROADS			2	100%	2
IN & OUT URGENT CARE METAIRIE			2	100%	2
CARELINE PHARMACY AND HEALTHCARE SERVICES		1	1	50%	2
Jacob's Creek Nursing and Rehabilitation Center		2			2
Sevierville Health and Rehabilitation		2			2
Covington Care Nursing and Rehabilitation		2			2
MINUTECLINIC DIAG OF IND, LLC #4368		2			2
Virginia Gay Nursing and Rehab		2			2
CHILDREN'S MEDICAL CENTER-EAST ORLANDO			2	100%	2
VA Ann Arbor HCS		1	1	50%	2
FALMOUTH HOSPITAL		1	1	50%	2
NLC LABS			2	100%	2

COVID-19: testing by laboratory

Data through Apr 13, 2021 verified as of Apr 14, 2021 at 09:25 AM

Data in this report are provisional and subject to change.

The numbers in the table below represent the number of Florida and non-Florida residents for whom test results were received by the Department of Health. A person can be tested by more than one laboratory and can have both positive and negative results. **Therefore, the sum of the numbers in each column will be larger than the total number of people tested.**

Reporting lab	Inconclusive	Negative	Positive	Percent positive	Total
INTEAM HEALTH, INC.			2	100%	2
PIEDMONT ROCKDALE HOSPITAL		2			2
CALIFORNIA DIVISION OF COMMUNICABLE DISEASE CONTROL			2	100%	2
EASTSIDE SPORTS COMPLEX			2	100%	2
AGILE URGENT CARE			2	100%	2
BAYCARE OUTREACH LAB			2	100%	2
Eugene J. Towbin Healthcare Center		2			2
Walgreens #12427		1	1	50%	2
NORTHSIDE FAMILY MEDICINE AND URGENT CARE (CUMMING)		2			2
ADVENTHEALTH MEDICAL GROUP FAMILY AND INTERNAL		1	1	50%	2
MEDEXPRESS URGENT CARE - BROOKHAVEN		2			2
PROSPECT URGENT CARE			2	100%	2
GREEN RIVER MEDICAL CENTER			2	100%	2
LEXINGTON PLACE			2	100%	2
MEMORIAL HEALTH SYSTEM		1	1	50%	2
CLEAR LAKE REGIONAL MEDICAL CENTER			2	100%	2
CVS MINUTE CLINIC #5836		2			2
OAKMONT WEST- GREENVILLE SC		2			2
ST. MARY'S MEDICAL CENTER EVANSVILLE, INC			2	100%	2
WOMENS CARE FLORIDA LLC-LABORATORY		2			2
DMC UNIVERSITY LABORATORIES		1	1	50%	2
SOUTHERN SURGICAL ARTS		2			2
WELL-KEY URGENT CARE SEVIERVILLE			2	100%	2
MEDEXPRESS URGENT CARE - BENTON		2			2
PENINSULA REGIONAL MED CTR LAB			2	100%	2
ROPER HOSPITAL			2	100%	2
ASCENSION ST VINCENT'S RIVERSIDE			2	100%	2
OUR LADY OF THE LAKE REGIONAL MEDICAL CENTER			2	100%	2
GULF COAST MEDICAL CENTER RESPIRATORY CARE			2	100%	2
CVS OH4301POCT NORTHFIELD		2			2
CVS AZ5477POCT SURPRISE		2			2
Cooperstown Center for Nursing and Rehabillitation		2			2
DEKALB MEDICAL CENTER LABORATORY			2	100%	2
PALMS OF FT MYERS,THE			2	100%	2
Cortland Acres Association		2			2
UNIVERSITY OF MARYLAND MEDICAL CENTER			2	100%	2
SPRINGS MEDICAL LAB		1	1	50%	2
LAREDO EMERGENCY ROOM			2	100%	2
WILSON MEMORIAL HOSPITAL			2	100%	2
JFK MEDICAL CENTER LABORATORY DEPT		2			2
MEDICAL CENTER LABORATORY			2	100%	2
JORDAN VALLEY MEDICAL CENTER			2	100%	2
CENTRAL ARKANSAS VETERANS HEALTHCARE SYSTEM - VETERANS AFFAIRS			2	100%	2
JMC TALLAHASSEE, LLC			2	100%	2
WEST HOUSTON MEDICAL CENTER			2	100%	2
CAROLINAS HEALTHCARE SYSTEM LAB			2	100%	2

COVID-19: testing by laboratory

Data through Apr 13, 2021 verified as of Apr 14, 2021 at 09:25 AM

Data in this report are provisional and subject to change.

The numbers in the table below represent the number of Florida and non-Florida residents for whom test results were received by the Department of Health. A person can be tested by more than one laboratory and can have both positive and negative results. **Therefore, the sum of the numbers in each column will be larger than the total number of people tested.**

Reporting lab	Inconclusive	Negative	Positive	Percent positive	Total
PUBLIX PHARMACY #1048		2			2
FLORIDA MENTOR FAULKNER GROUP HOME			2	100%	2
PM PEDIATRICS OF BAYSIDE PLLC - HOPEWELL JUNCTION		2			2
DUBOIS CONTINUUM OF CARE COMMUNITY INC		2			2
CVS NV5286POCT HENDERSON		2			2
LAKEVIEW HEALTH CARE SYSTEM LLC			2	100%	2
FLORIDA MEDICAL CENTER OF CLEARWATER		2			2
CONCENTRA - PLANT CITY		2			2
URGENTMED PLANTATION			2	100%	2
A+ URGENT/PRIMARY CARE			2	100%	2
NORTH OKALOOSA PHYSICIAN GRP - WALK IN CLINIC			2	100%	2
NEMOURS CHILDREN'S PRIMARY CARE THE VILLAGES		2			2
INTEGRATED REGIONAL LABS			2	100%	2
REGIONS HOSPITAL LABORATORY			2	100%	2
PREMIER FAMILY CARE I, INC			2	100%	2
OHSU LABORATORY SERVICES		2			2
QUEST DIAGNOSTICS INCORPORATED			2	100%	2
INN AT LAPOSADA,THE			2	100%	2
SMITH NORTHVIEW HOSPITAL LAB			2	100%	2
MILLERSVILLE UNIVERSITY HEALTH SERVICE		2			2
MC DIAGNOSTIC OF CONNECTICUT, PC #252		1	1	50%	2
WARD MEMORIAL HOSPITAL		2			2
CVS NC4169POCT FAYETTEVILLE		2			2
ACCESS MEDICAL GROUP OF FLORIDA CITY			2	100%	2
PALOS COMMUNITY HOSPTAL LABORATORY			2	100%	2
NOVA SOUTHEASTERN UNIVERSITY - STUDENT MEDICAL CTR			2	100%	2
MORRISTOWN MEMORIAL HOSPITAL		2			2
CVS NH1004POCT SALEM		1	1	50%	2
EXPRESS CARE OF LEESBURG			2	100%	2
CLEVELAND CLINIC FLORIDA LABORATORY			2	100%	2
WALGREENS #15495		1	1	50%	2
JRS LABORATORY			2	100%	2
AMICUS MEDICAL CENTER LLC			2	100%	2
MAWD PATHOLOGY GROUP			2	100%	2
WILCOX MEDICAL CENTER-ALMA COLLEGE		2			2
MARYWOOD NURSING CARE CENTER		2			2
CHARLOTTE COUNTY HEALTH DEPARTMENT			2	100%	2
BROOKS -TLC HOSPITAL SYSTEM			2	100%	2
NORTHSIDE FAMILY MEDICINE AND URGENT CARE (HOLLY SPRINGS)		2			2
MINUTECLINIC DIAGNOSTIC OF VIRGINIA, LLC #1980		2			2
UWMC MONTLAKE DEPT OF LAB MED			2	100%	2
MINUTECLINIC DIAGNOSTIC PA #7110		2			2
COVANCE			2	100%	2
UNIVERSITY OF MIAMI HOSPITALS & CLINIC			2	100%	2
HEALTH FIRST MEDICAL GROUP			2	100%	2
MOBILE PHLEBOTOMY SERVICES			2	100%	2

COVID-19: testing by laboratory

Data through Apr 13, 2021 verified as of Apr 14, 2021 at 09:25 AM

Data in this report are provisional and subject to change.

The numbers in the table below represent the number of Florida and non-Florida residents for whom test results were received by the Department of Health. A person can be tested by more than one laboratory and can have both positive and negative results. **Therefore, the sum of the numbers in each column will be larger than the total number of people tested.**

Reporting lab	Inconclusive	Negative	Positive	Percent positive	Total
FLORIDA MEDICAL CLINIC CARDIOLOGY-ZH			2	100%	2
FAMILY PRACTICE OF CENTRAL FLORIDA PA			1	100%	1
LIFE CARE CENTER OF HILTON HEAD		1			1
WELLSTAR KENNESAW MEDICAL CENTER		1			1
Kroger 410 - The Little Clinic Trinity		1			1
SEPULVEDA OUTPATIENT AND NURSING HOME CARE			1	100%	1
ROBERT TAYLOR COMMUNITY COMPLEX			1	100%	1
REVA INC			1	100%	1
Redwood Springs Healthcare			1	100%	1
DEPT OF VA MEDICAL CENTER - MIAMI			1	100%	1
DIMMIT REGIONAL HOSPITAL			1	100%	1
Hillside Rehab and Care Center			1	100%	1
Nemours Children's Clinic-Orla			1	100%	1
COVENANT HOSPITAL HOBBS D/B/A COVENANT		1			1
SMA BEHAVIORAL HEALTH SERVICES INC		1			1
MD NOW MEDICAL CENTERS, INC			1	100%	1
Walgreens #5065		1			1
GAMMA HEALTHCARE, INC		1			1
CARENOW URGENT CARE-HENDERSONVILLE		1			1
Strasburg Care Center		1			1
RAMBAM URGENT CARE			1	100%	1
TAMPA HEALTH CARE PROVIDERS PA		1			1
WORKCARE, INC GLOBALFOUNDRIES			1	100%	1
GADSDEN FAMILY PRACTICE		1			1
SIGNATURE CARE MIDLAND			1	100%	1
HARDVARD VANGUARD MEDICAL ASSOCIATES - NEEDHAM			1	100%	1
EVANS FAMILY CARE PA			1	100%	1
WAKE FOREST MEDICAL CENTER LABORATORY			1	100%	1
EMERALD HEALTH CARE		1			1
NABI		1			1
ALBUQUERQUE INDIAN HEALTH CENTER		1			1
CARESPOT EXPRESS HEALTHCARE BOYNTON BEACH			1	100%	1
MID-SOUTH URGENT CARE, PLLC			1	100%	1
ST JOHN'S HOME CARE			1	100%	1
MOBILE MEDICAL CLINIC			1	100%	1
METROWEST MEDICAL CENTER - FRAMINGHAM			1	100%	1
NEMOURS CHILDREN'S PRIMARY CARE			1	100%	1
CLINICAL PATHOLOGY LABORATORIES SOUTHEAST INC			1	100%	1
SEABROOK EMS			1	100%	1
JOHN MANCHIN SR HEALTH CARE CENTER		1			1
Trucare Living Centers - Columbus		1			1
Sarah A. Todd Memorial Home		1			1
MALUHIA		1			1
SUMMERLIN MEDICAL CENTRE			1	100%	1
Mercy Manor Transition Center			1	100%	1
VA Boston HCS-West Roxbury Division			1	100%	1

COVID-19: testing by laboratory

Data through Apr 13, 2021 verified as of Apr 14, 2021 at 09:25 AM

Data in this report are provisional and subject to change.

The numbers in the table below represent the number of Florida and non-Florida residents for whom test results were received by the Department of Health. A person can be tested by more than one laboratory and can have both positive and negative results. **Therefore, the sum of the numbers in each column will be larger than the total number of people tested.**

Reporting lab	Inconclusive	Negative	Positive	Percent positive	Total
SPECIALTY MOLECULAR - DENVER			1	100%	1
CHAMBREL AT PINECASTLE			1	100%	1
FRANKLIN CBOC			1	100%	1
OKLAHOMA BLOOD INSTITUTE			1	100%	1
VA Tennessee Valley HCS-Nashville Campus			1	100%	1
SAINT PETE MRI			1	100%	1
FORT LOUDOUN PRIMARY CARE		1			1
COMMUNITY CARE CENTER☐		1			1
COASTAL PEDIATRICS LLC			1	100%	1
SPRINGBROOK HOSPITAL			1	100%	1
REGENTS PARK OF JACKSONVILLE			1	100%	1
NORTH SHORE MEDICAL CENTER - SALEM HOSPITAL			1	100%	1
ACCESS TOTAL CARE - PORTLAND			1	100%	1
Eddy Memorial Geriatric Center		1			1
DOYLESTOWN HOSPITAL			1	100%	1
RINGLING HEALTH CENTER			1	100%	1
COMMUNITY HOSPITALS INDIANAPOLIS			1	100%	1
PROVIDENCE ST. PATRICK HOSPITAL			1	100%	1
Melbourne Terrace Rehabilitation Center			1	100%	1
Lopatcong Center		1			1
LIFECARE MEDICAL CENTER			1	100%	1
TMH URGENT CARE CENTER			1	100%	1
HUNTERS CREEK MEDICAL ASSOCIATES PA		1			1
ELEMENTS PHARMACY			1	100%	1
GENEVA FAMILY HEALTH			1	100%	1
BEACH CARE PLLC			1	100%	1
SOUTH TEXAS HEALTH SYSTEM ER - WARE ROAD			1	100%	1
NEW MILFORD HOSPITAL			1	100%	1
THE INTERNAL MEDICAL GROUP		1			1
MY INSTADOC - HOWELL URGENT CARE		1			1
BAPTIST HEALTH PRIMARY CARE AT CUTLER BAY			1	100%	1
MINUTE CLINIC DIAGNOSTIC MED GRP OF CA		1			1
FLORIDA HOSPITAL ORMOND BEACH			1	100%	1
BRADENTON CONVENTION CENTER☐			1	100%	1
ECHCS - Jewell Clinic		1			1
ADVANCED CARDIOVASCULAR DIAGNOSTICS OF FL			1	100%	1
MAIN STREET PHARMACY OF MARCELLUS, INC		1			1
CARSON NURSING AND REHABILITATION CENTER		1			1
SJMC PHYSICIAN SERVICES			1	100%	1
IVY CREEK HEALTHCARE & WELLNESS CENTRE			1	100%	1
WALGREENS #4086		1			1
WEST BOCA MEDICAL CENTER			1	100%	1
CLERMONT PEDIATRICS, PA			1	100%	1
COLOMBO'S PHARMACY		1			1
PALOMAR MEDICAL CENTER			1	100%	1
SUPERKIDS PEDIATRICS			1	100%	1

COVID-19: testing by laboratory

Data through Apr 13, 2021 verified as of Apr 14, 2021 at 09:25 AM

Data in this report are provisional and subject to change.

The numbers in the table below represent the number of Florida and non-Florida residents for whom test results were received by the Department of Health. A person can be tested by more than one laboratory and can have both positive and negative results. **Therefore, the sum of the numbers in each column will be larger than the total number of people tested.**

Reporting lab	Inconclusive	Negative	Positive	Percent positive	Total
CLEVELAND HEARTLAB			1	100%	1
Florence Home		1			1
FAIRVIEW SOUTHDALE			1	100%	1
BAYLOR SCOTT & WHITE MEDICAL SURGICAL CLINIC			1	100%	1
MEDCARE-GARNERS FERRY			1	100%	1
PUBLIX PHARMACY #1122		1			1
TUNIS STREET GROUP HOME		1			1
MEDOR/ACC SYNCHRONY			1	100%	1
EVERGREEN NURSING HOME		1			1
HARRIS URGENT CARE CENTER			1	100%	1
SUMMERFORD NURSING HOME, INC.		1			1
MID-FLORIDA PATHOLOGY LLC		1			1
NF Escambia, LLC DBA Olive BranchHealth and Rehabilitaion Center			1	100%	1
EAST END PEDIATRICS		1			1
Greene Meadows Nursing and Rehabilitation Center		1			1
SALEM HOSPITAL REGIONAL LABORATORY		1			1
INFANTS & CHILDREN PA			1	100%	1
Crisp Regional Nursing and Rehab Center		1			1
CURELOGICS WOUND CARE & HYPERBARIC CENTER		1			1
SANTA BARABARA ALF LLC (THE WINDSOR)			1	100%	1
Victoria Manor		1			1
LITTLE COMPANY OF MARY HOSPITAL			1	100%	1
Kroger 682 - The Little Clinic Combs and Gantzel		1			1
BRIAN C GRINER MD LLC			1	100%	1
Erwin Health Care Center		1			1
FLAGLER COUNTY BOARD OF COUNTY COMMISSIONERS			1	100%	1
CHOTA COMMUNITY HEALTH SERVICES		1			1
MOUNT SINAI MEDICAL CENTER AVENTURA ER			1	100%	1
WINDSOR MANOR			1	100%	1
Garden View Care Center at Dougherty Ferry		1			1
FLORIDA CLINICAL RESEARCH CENTER, LLC			1	100%	1
PRACTITIONERS IN MOTION			1	100%	1
PRIMARY CARE GROUP LLC		1			1
KENNEDY BOULEVARD DIALYSIS			1	100%	1
SAINT AGNES HOSPITAL			1	100%	1
TILE PHARMACY		1			1
CROZER-CHESTER MEDICAL CENTER			1	100%	1
MINUTECLINIC DIAGNOSTIC OF TN PC #6437		1			1
MAHONEY PEDIATRICS PA			1	100%	1
SAINT ALPHONSUS REGIONAL MEDICAL CENTER			1	100%	1
Chestnut Ridge Nursing & Rehab		1			1
CONCENTRA - TAMPA EAST		1			1
FLORIDA HOSPITAL LAB			1	100%	1
STEPHENS COUNTY HOSPITAL			1	100%	1
WY RETIREMENT CENTER		1			1
EILEEN TURBESSI MD PA		1			1

COVID-19: testing by laboratory

Data through Apr 13, 2021 verified as of Apr 14, 2021 at 09:25 AM

Data in this report are provisional and subject to change.

The numbers in the table below represent the number of Florida and non-Florida residents for whom test results were received by the Department of Health. A person can be tested by more than one laboratory and can have both positive and negative results. **Therefore, the sum of the numbers in each column will be larger than the total number of people tested.**

Reporting lab	Inconclusive	Negative	Positive	Percent positive	Total
Caldwell Care		1			1
FLORHAM PARK ENDOSCOPY CENTER		1			1
HEALTH FIRST HOME CARE		1			1
UNIVERSITY OF MARYLAND PATHOLOGY ASSOCIATES			1	100%	1
GOOD SAMARITAN SOCIETY - DE SMET		1			1
HEALTH PARTNERS LLC		1			1
CAPSTONE REHABILITATION AND HEALTHCARE		1			1
ORMOND MEDICAL ARTS FAMILY PRACTICE PL			1	100%	1
ENCOMPASS HEALTH REHABILITATION HOSPITAL OF UTAH		1			1
BIOMAT ORLANDO		1			1
MOUNT ST MARYS HOSPITAL OF NIAGARA FALLS			1	100%	1
HAWKEYE CARE CENTER DUBUQUE		1			1
ST LUKES SURGICAL AT THE VILLAGES INC			1	100%	1
DEPARTMENT OF HEALTH SERVICES			1	100%	1
HIBISCUS COURT			1	100%	1
Troy Center for Rehabilitation & Nursing		1			1
BRIDGEWATER PARK ASSISTED LIVING LLC			1	100%	1
CHI ST VINCENT LITTLE ROCK DIAGNOSTIC CLINIC			1	100%	1
WESTMORELAND REGIONAL HOSPITAL			1	100%	1
PRINCIPLE DIAGNOSTICS LLC			1	100%	1
AFFILIATED LABORATORIES INC			1	100%	1
JOHNSON & JOHNSON VISION CARE-VISTAKON			1	100%	1
BRIDGEWATER AT WATERMAN VILLAGE			1	100%	1
MOUNT SINAI HOSPITAL OF QUEENS			1	100%	1
HEALTHALLIANCE HOSPITAL LABORATORY		1			1
HABANA HEALTH CARE CENTER			1	100%	1
PORTSMOUTH REG. HOSPITAL			1	100%	1
SUMMIT HEALTHCARE REGIONAL MEDICAL		1			1
Illiana HCS -Danville VAMC		1			1
ACCESS MEDICAL GROUP OF TAMPA INC			1	100%	1
GULF COUNTY HEALTH DEPARTMENT			1	100%	1
CVS AZ9374POCT TUCSON		1			1
BAPTIST HOSPITAL FAMILY MEDICINE &			1	100%	1
COVENANT HEALTH		1			1
VELOCITY URGENT CARE - LITTLE CREEK			1	100%	1
ALLIED PEDIATRICS & FAMILY MEDICINE			1	100%	1
CLEVELAND CLINIC OHIO LABORATORIES			1	100%	1
TRAVIS LEE THOMPSON MD			1	100%	1
WAYCROSS INTRTNAL MEDICINE			1	100%	1
CTMD MEDICAL CENTER, PA			1	100%	1
SOUTHWESTERN STATE HOSPITAL LABORATORY			1	100%	1
AIRPORT MEDICAL SOLUTIONS ORLANDO			1	100%	1
CVS PA2296POCT MACUNGIE		1			1
Vibralife of El Paso Rehabilitation Center			1	100%	1
PARTNERS IN PRIMARY CARE		1			1
SOUTHERN HILLS MEDICAL CENTER			1	100%	1

COVID-19: testing by laboratory

Data through Apr 13, 2021 verified as of Apr 14, 2021 at 09:25 AM

Data in this report are provisional and subject to change.

The numbers in the table below represent the number of Florida and non-Florida residents for whom test results were received by the Department of Health. A person can be tested by more than one laboratory and can have both positive and negative results. **Therefore, the sum of the numbers in each column will be larger than the total number of people tested.**

Reporting lab	Inconclusive	Negative	Positive	Percent positive	Total
FLORIDA KEYS PED AND ADOLES CTR			1	100%	1
CEPERO PEDIATRICS PA			1	100%	1
MERCY HOME		1			1
Mission Arch Center		1			1
MEDEXPRESS URGENT CARE - LODI		1			1
NORTHWEST TEXAS HEALTHCARE SYSTEM,INC			1	100%	1
NONA MEDICAL ARTS		1			1
JMJ FAMILY PRACTICE			1	100%	1
ELLIS HOSPITAL URGENT CARE CENTER LAB		1			1
NEW ERA HEALTH CENTER INC		1			1
MEDCOR, INC			1	100%	1
DEERFIELD BEACH REHABILITATION AND NURSING			1	100%	1
EDITH NOURSE ROGERS MEMORIAL VAMC		1			1
SUTTER GOULD MEDICAL FOUNDATION			1	100%	1
GABRIELA GOLDSTEIN MD PA			1	100%	1
Signature Healthcare of Georgetown		1			1
DR. K PEDIATRICS			1	100%	1
PARK AVENUE PEDIATRICS PC		1			1
BL DIAGNOSTICS LLC			1	100%	1
AEGIS MEDICAL GROUP LLC			1	100%	1
LEE HEALTH KIDS URGENT CARE		1			1
PRIMARY CARE SERVICES AT WESTMINSTER V		1			1
NORTH WEST FLORIDA DIAGNOSTIC ENOCRINOLOGY CLINIC			1	100%	1
West Bay of Tampa Center			1	100%	1
WALGREENS #06025		1			1
ORMOND BEACH DIALYSIS			1	100%	1
WELLCARE URGENT CARE			1	100%	1
Southwest Louisiana Veterans Home			1	100%	1
CLINICAL CARE, INC			1	100%	1
UF HEALTH EMERGENCY CENTER LABORATORY		1			1
DUKE UNIVERSITY POINT OF CARE TESTING PROGRAM			1	100%	1
ENT & ALLERGY ASSOCIATES, LLP - SLEEPY HOLLOW (ABBOTT)		1			1
PUBLIX PHARMACY #0332		1			1
ALL AMERICAN FAMILY AND GERIATRIC CARE			1	100%	1
TITUSVILLE TOWERS ASSISTED LIVING		1			1
VICTORIA PAIN AND REHABILITATION CENTER			1	100%	1
SISTERS MISSION			1	100%	1
Allen Health and Rehabilitation		1			1
MEDICAL CITY DENTON			1	100%	1
SOUTHERN OHIO MEDICAL CENTER			1	100%	1
THE HOSPITALS OF PROVIDENCE EMERGENCY ROOM			1	100%	1
NSUH AT SYOSSET		1			1
UUHC - REDSTONE HEALTH CENTER LABORATORY			1	100%	1
CARENOW LAKE WORTH			1	100%	1
MEDEXPRESS URGENT CARE - PINE BLUFF S		1			1
VERMONT DEPT OF HEALTH LABORATORY			1	100%	1

COVID-19: testing by laboratory

Data through Apr 13, 2021 verified as of Apr 14, 2021 at 09:25 AM

Data in this report are provisional and subject to change.

The numbers in the table below represent the number of Florida and non-Florida residents for whom test results were received by the Department of Health. A person can be tested by more than one laboratory and can have both positive and negative results. **Therefore, the sum of the numbers in each column will be larger than the total number of people tested.**

Reporting lab	Inconclusive	Negative	Positive	Percent positive	Total
STATE OF CALIFORNIA DOH SERVICES			1	100%	1
CHI ST. LUKE'S HEALTH BCM MEDICAL CENTER			1	100%	1
PALM BEACH COUNTY HEALTH DEPT.			1	100%	1
Monument Health Custer Care Center		1			1
BAPTIST HEALTH FLOYD			1	100%	1
CLIFTON SPRINGS		1			1
HAMILTON CI MAIN UNIT ANNEX/ WORK CAMP			1	100%	1
HOSPITALS OF PROVIDENCE TRANSMOUNTAIN CAMPUS, THE			1	100%	1
WILLOW DALE WELLNESS VILLAGE APARTMENT		1			1
SUNCOAST FAMILY MEDICAL ASSOCIATES			1	100%	1
THE NEW JEWISH HOME		1			1
TRANSCEND PERFORMANCE AND LIFESTYLE INSTITUTE			1	100%	1
CVS IL2297651CV JOLIET		1			1
Bay View Nursing and Rehabilitation Center			1	100%	1
SPACE COAST COMMUNITY PHARMACY			1	100%	1
PROGRESSIVE MEDICAL RESEARCH			1	100%	1
Lenbrook		1			1
KIDS HEALTH ALLIANCE PA			1	100%	1
CAREFIRST URGENT CARE - BEECHMONT			1	100%	1
Bayou Vista Community Care Center			1	100%	1
ARISTACARE AT MANCHESTER		1			1
LEESBURG DIALYSIS CENTER		1			1
ST CATHERINE HOSPITAL LABORATORY			1	100%	1
FLORIDA EPIDEMIOLOGY PROGRAM			1	100%	1
CVS LA1116POCT BATON ROUGE		1			1
JPS HEALTH CENTER AT TRUE WORTH PLACE			1	100%	1
ADVENTHEALTH MEDICAL GROUP UROLOGY AT EAST ORLANDO		1			1
HENRICO DOCTOR'S LABORATORY			1	100%	1
CAROMONT HEALTH			1	100%	1
JACKSONVILLE HEALTH & REHAB		1			1
IVAN, MAYA			1	100%	1
MARTIN HEALTH PHYSICIAN GROUP			1	100%	1
SAINT JOSEPHS HOSPITAL OF ATLANTA			1	100%	1
OUCH URGENT CARE			1	100%	1
PARK AVENUE MEDICAL PROFESSIONALS		1			1
CENTRAL FLORIDA MEDICAL CARE			1	100%	1
MAGGY PHARMACY INC		1			1
HEALTH & WELLNESS PROFESSIONALS INC			1	100%	1
GENESIS MICROBIOLOGY LAB		1			1
HAWAII DEPARTMENT OF HEALTH LAB			1	100%	1
SOUTH FLORIDA URGENT CARE CENTERS, LLC			1	100%	1
Jenkins Living Center		1			1
Manor Care of Dallastown d/b/a ManorCare Health Services - Dallastown		1			1
MEMORIAL URGENT CARE CENTER -			1	100%	1
SOUTHWEST FLORIDA DIVISION LAB			1	100%	1
SACRED HEART HEALTH SYSTEM- MIDWIFE PROGRAM			1	100%	1

COVID-19: testing by laboratory

Data through Apr 13, 2021 verified as of Apr 14, 2021 at 09:25 AM

Data in this report are provisional and subject to change.

The numbers in the table below represent the number of Florida and non-Florida residents for whom test results were received by the Department of Health. A person can be tested by more than one laboratory and can have both positive and negative results. **Therefore, the sum of the numbers in each column will be larger than the total number of people tested.**

Reporting lab	Inconclusive	Negative	Positive	Percent positive	Total
Kroger 356 - The Little Clinic Middletown		1			1
WHEATON FRANCISCAN LABORATORY			1	100%	1
MEMORIAL HOSPITAL LOS BANOS			1	100%	1
Wildwood Healthcare		1			1
NEXTCARE NIFONG			1	100%	1
MERCY MEDICAL CENTER INC			1	100%	1
WALMART PHARMACY 10-4554		1			1
BOND COUNTY HEALTH DEPARTMENT			1	100%	1
Shoreline Care Center			1	100%	1
NEVADA DEPARTMENT OF HEALTH AND HUMAN SERVICES			1	100%	1
GENVIEW DIAGNOSIS INC			1	100%	1
URGENT DOC -NACOGODOCHES CLINIC			1	100%	1
MBMG OF WINTER HAVEN			1	100%	1
MAYO MEDICAL LABORATORIES			1	100%	1
IMMY LABS			1	100%	1
WESTCHESTER MEDICAL CENTER ADVANCED		1			1
BROOKDALE FORT WALTON BEACH			1	100%	1
MINUTECLINIC LLC #3351			1	100%	1
PATHOLOGY ASSOCIATES			1	100%	1
MINUTECLINIC DIAGNOSTIC OF NH, LLC (CL		1			1
Kroger 086 - The Little Clinic Broomfield-Sheridan		1			1
GOOD PEDIATRICS			1	100%	1
SEATTLE-KING COUNTY			1	100%	1
CHC			1	100%	1
Fairhaven Retirement Community		1			1
Seal Rock Healthcare		1			1
SAINT JOSEPH'S HOSPITAL AND MEDICAL CENTER		1			1
SONORAN DESERT PATHOLOGY			1	100%	1
CVS TN6394POCT BRENTWOOD		1			1
North Ottawa Care Center at Heartwood Lodge		1			1
USA Healthcare LTC, LLC - Folsom Center for Rehabilitation & Healthca		1			1
ST JOHN'S MEDICAL CENTER, TETON VILLAGE			1	100%	1
BAXTER REGIONAL MEDICAL CENTER			1	100%	1
ANSWERS RESOURCE FACILITY		1			1
PANCARE HEALTH - NORTHSIDE ELEMENTARY			1	100%	1
SEASONS HOSPICE AND PALLIATIVE CARE OF			1	100%	1
RELIANCE HOME HEALTH CARE INC		1			1
COMMUNITY MEDICAL CARE			1	100%	1
BRONSON METHODIST HOSPITAL			1	100%	1
AMERICAN DRUG TESTING LAB LLC			1	100%	1
Brakeley Park Center		1			1
PARK AVENUE DERMATOLOGY NORTH			1	100%	1
HOWELL BRANCH COURT			1	100%	1
BMC MAYPORT			1	100%	1
Schoenbrunn Healthcare		1			1
LANCASHIRE HALL NURSING AND REHABILITATION CENTER		1			1

COVID-19: testing by laboratory

Data through Apr 13, 2021 verified as of Apr 14, 2021 at 09:25 AM

Data in this report are provisional and subject to change.

The numbers in the table below represent the number of Florida and non-Florida residents for whom test results were received by the Department of Health. A person can be tested by more than one laboratory and can have both positive and negative results. **Therefore, the sum of the numbers in each column will be larger than the total number of people tested.**

Reporting lab	Inconclusive	Negative	Positive	Percent positive	Total
ADVENTHEALTH MEDICAL GROUP OBSTETRICS			1	100%	1
EMERGENCY CARE SERVICES LAB AT JFK MEDICAL CENTER			1	100%	1
VERIFY LABS			1	100%	1
LOUNDY		1			1
LINCOLN COUNTY MEDICAL CENTER		1			1
ST.ELIZABETH HEALTH CENTER	1				1
Arlington Health and Rehabilitation		1			1
BAYSTATE REFERENCE LABORATORY			1	100%	1
TRUCARE LIVING CENTERS - SELMA			1	100%	1
PATHLAB SERVICES			1	100%	1
FRESENIUS KIDNEY CARE OF CLERMONT WEST			1	100%	1
ACCESS HEALTH CARE PHYSICIANS, LLC		1			1
WAYNE COUNTY PUBLIC HEALTH		1			1
GATEWAY LABORATORIES		1			1
CVS TN5694POCT SODDY DAISY		1			1
SCRIPTS PLUS INC DBA THE MEDICINE SHOP		1			1
ADVANCED URGENT CARE PLLC		1			1
A PATTERN MEDICAL CLINIC		1			1
BEAUMONT HOSPITAL, GROSSE POINTE			1	100%	1
BROCK HUGHES MEDICAL CENTER			1	100%	1
SHANDSCAIR FLIGHT PROGRAM			1	100%	1
CLUB HEALTH AND REHABILITATION CENTER, THE		1			1
Rockcastle Health and Rehab		1			1
CONCIERGE IV NUTRITION			1	100%	1
San Antonio Residence and Rehabilitation Center		1			1
FAU MEMORY & WELLNESS CENTER			1	100%	1
LAKE COMMUNITY ACTION AGENCY		1			1
STAT EMERGENCY CENTER			1	100%	1
Ideal Senior Living Center		1			1
FELD ENTERTAINMENT			1	100%	1
CVS TX1057POCT SAN ANTONIO		1			1
MEDTOWN PHARMACY			1	100%	1
CVS MA929POCT FRANKLIN		1			1
CAREATC - WISCONSIN PIPE-FITTERS			1	100%	1
Metairie Healthcare Center			1	100%	1
GREYSTONE HOME HEALTH OF GREATER ORLANDO LLC		1			1
BLUFFTON HEALTH CENTER			1	100%	1
TWIN			1	100%	1
PEDIATRIC ASSOCIATES - JACKSONVILLE			1	100%	1
BROOKDALE AVONDALE (BU 04360)			1	100%	1
CARLTON SHORES HEALTH AND REHABILITATION CENTER			1	100%	1
RMC BROOKHOLLOW MED AESTHETICS INC		1			1
FAMILY PHYSICIANS OF WINTER PARK, INC			1	100%	1
Autumn Care of Suffolk		1			1
ARNOLD PALMER HOSPITAL LAB POCT		1			1
BASCOM PALMER-MICRO LAB			1	100%	1

COVID-19: testing by laboratory

Data through Apr 13, 2021 verified as of Apr 14, 2021 at 09:25 AM

Data in this report are provisional and subject to change.

The numbers in the table below represent the number of Florida and non-Florida residents for whom test results were received by the Department of Health. A person can be tested by more than one laboratory and can have both positive and negative results. **Therefore, the sum of the numbers in each column will be larger than the total number of people tested.**

Reporting lab	Inconclusive	Negative	Positive	Percent positive	Total
SARASOTA MEMORIAL HOSPITAL		1			1
NULL			1	100%	1
CACERES SPECIALIZED GYNECOLOGY		1			1
Sage Bluff Health & Rehabilitation Center		1			1
Cerenity Senior Care-White Bear Lake		1			1
BAYSHORE DIALYSIS			1	100%	1
Traymore Nursing Center		1			1
THE HEART HOSPITAL BAYLOR PLANO			1	100%	1
MEDEXPRESS URGENT CARE - LEOMINSTER		1			1
VA OPTOMETRY CLINIC			1	100%	1
MEDEXPRESS URGENT CARE - CABOT			1	100%	1
ANDERSON NURSING CENTER			1	100%	1
INTERIM HEALTHCARE OF PALM COAST			1	100%	1
PINECREST MANOR		1			1
FAITH FAMILY PRACTICE			1	100%	1
Fairview			1	100%	1
Williamstown Commons			1	100%	1
Elm Crest Senior Living Community		1			1
Kroger 444 - The Little Clinic Dent		1			1
OXY-GENLAB			1	100%	1
Ladera Center		1			1
MRMC LAB MICRO			1	100%	1
LP Marietta II, LLC		1			1
ADVENTHEALTH PHYSICIAN GROUP – APPLEWOOD			1	100%	1
SUMMIT DETOX INC			1	100%	1
CITRONELLE HEALTH AND REHABILITATION CENTER		1			1
AMBRY GENETICS CORP	1				1
DISCOVERY AT HOME, LLC			1	100%	1
HEALTH GUAGE			1	100%	1
KEY WEST BRANCH MEDICAL CLINIC			1	100%	1
Rio Grande City Nursing and Rehab Center			1	100%	1
Kroger 006 - The Little Clinic Uintah Gardens		1			1
TEXAS HEALTH ARLINGTON MEMORIAL HOSPITAL			1	100%	1
PEDRO MENENDEZ HEALTH CENTER AT ST JOHNS			1	100%	1
TEXAS HEALTH ARLINGTON MEMORIAL		1			1
OMAHA VA MEDICAL CENTER			1	100%	1
LAS PALOMAS SENIOR LIVING		1			1
BARTLE'S PHARMACY INC			1	100%	1
FALKVILLE HEALTHCARE		1			1
LABORATORY COPRORATION OF AMERICA			1	100%	1
MADISON REHABILITATION HOSPITAL		1			1
SPECTRUM LUDINGTON			1	100%	1
SUNRISE CLINIC SANTA ROSA		1			1
Hawthorne House		1			1
WEST CARVER MEDICAL ASSOCIATES		1			1
HOLMES FAMILY PRACTICE PA			1	100%	1

COVID-19: testing by laboratory

Data through Apr 13, 2021 verified as of Apr 14, 2021 at 09:25 AM

Data in this report are provisional and subject to change.

The numbers in the table below represent the number of Florida and non-Florida residents for whom test results were received by the Department of Health. A person can be tested by more than one laboratory and can have both positive and negative results. **Therefore, the sum of the numbers in each column will be larger than the total number of people tested.**

Reporting lab	Inconclusive	Negative	Positive	Percent positive	Total
DSI LABORATORIES-NAPLES-7TH			1	100%	1
SANTA ROSA PEDIATRICS			1	100%	1
CVS AZ69POCT PEORIA		1			1
Parkview Care and Rehabilitation Center		1			1
DAVENPORT PEDIATRICS CLERMONT			1	100%	1
BELLMORE PEDIATRICS		1			1
LAS PALMAS MEDICAL CENTER			1	100%	1
INNOVATIVE HEALTH DIAGNOSTIC OF CALIFORNIA			1	100%	1
Greencroft Goshen		1			1
St. Mary's Care Center		1			1
RED BUG LAKE ROAD OVIEDO COVID			1	100%	1
ST JOHNS PEDIATRICS PA		1			1
MYLAN-SOUTH POINT PA		1			1
LYSTER MAIN LAB, FT RUCKER		1			1
BLAKE AT PENSACOLA OPERATION CO, LLC, THE			1	100%	1
SPRINGFIELD HOSPITAL			1	100%	1
MEDHEALTH CLINICAL INC			1	100%	1
CVS TN6414POCT SMYRNA		1			1
SV MOBILE HEALTH			1	100%	1
CALIFORNIA PUBLIC HEALTH LABORATORY			1	100%	1
Parkwood Healthcare Facility		1			1
GREATER TAMPA AT HOME			1	100%	1
Hinesville VA Clinic		1			1
DESTIN SURGERY CENTER LTD		1			1
Westminster Canterbury Richmond		1			1
MEDICAL CLINIC OF HOUSTON			1	100%	1
ST. LUKES HOSPITAL			1	100%	1
STONECREST MEDICAL CENTER		1			1
OAKWOOD HOSPITAL - SOUTHSHORE			1	100%	1
MEDEXPRESS URGENT CARE - JACKSON		1			1
Gulf Coast health and Rehabilitation, LLC		1			1
EPIC CARE PHARMACY		1			1
BORINQUEN HEALTH CENTER			1	100%	1
RADIANCE HEALTH RX		1			1
SUNSHINE FAMILY & WELLNESS CENTER			1	100%	1
FOUNDATION LABORATORY			1	100%	1
WALGREENS # 12338		1			1
BREVARD COUNTY JAIL			1	100%	1
MARTIN MEM FAMILY CARE AT ST LUCIE W			1	100%	1
WYOMING OPCO, LLC DBA MEDILODGE OF WYO		1			1
PALMS WEST SURGICENTER		1			1
CLIFTON-FINE HOSPITAL LABORATORY		1			1
CVS IL8744POCT BROOKFIELD		1			1
LEGACY AT HIGHWOODS PRESERVE		1			1
Maplewood of Cheshire County		1			1
ADVANCED RESEARCH AND DIAGNOSTIC LABORATORY UNIVERSITY OF MINNESOTA			1	100%	1

COVID-19: testing by laboratory

Data through Apr 13, 2021 verified as of Apr 14, 2021 at 09:25 AM

Data in this report are provisional and subject to change.

The numbers in the table below represent the number of Florida and non-Florida residents for whom test results were received by the Department of Health. A person can be tested by more than one laboratory and can have both positive and negative results. **Therefore, the sum of the numbers in each column will be larger than the total number of people tested.**

Reporting lab	Inconclusive	Negative	Positive	Percent positive	Total
NSPIRE HEALTHCARE PLANTATION			1	100%	1
CERMAK HEALTH SERVICES			1	100%	1
BRANKO D PEJIC MD FAMILY PRACTICE			1	100%	1
TRITENN LLC		1			1
Bolingreen Health and Rehabilitation		1			1
Baypoint Healthcare Center			1	100%	1
MAINE HEALTH AND ENVIRONMENTAL TESTING LABORATORY			1	100%	1
CHILDRENS AT NORTH POINT URGENT CARE L		1			1
HOSPITAL METROPOLITANO SAN GERMAN			1	100%	1
ATHENS LIMESTONE HOSPITAL		1			1
CLEVELAND CLINIC FLORIDA WAIVED			1	100%	1
CARROLL UNIVERSITY STUDENT HEALTH CENTER		1			1
SUNCOAST PRIMARY CARE LLC			1	100%	1
CVS CA9751POCT AGOURA		1			1
Freedom Pointe at The Villages			1	100%	1
Wedgewood Manor		1			1
WELLSTAR STUDENT SERVICES-MARIETTA CLI		1			1
NEW YORK STATE DEPTARTMENT OF HEALTH			1	100%	1
HEARTLAND NURSING & REHABILITATION		1			1
VIRTUA HEALTH AND REHABILITATION		1			1
KENT		1			1
HEALTHCARE AND REHAB OF SANFORD			1	100%	1
BAPTIST HEALTH MEDICAL PLAZA			1	100%	1
HEARTLAND PHARMACY SEBRING			1	100%	1
Walgreens #5421		1			1
Kroger 683 - The Little Clinic Foothills Plaza		1			1
MIAMI JEWISH DIALYSIS			1	100%	1
GENERATIONS CENTER OF SPENCER		1			1
MEDEXPRESS URGENT CARE - NUTLEY		1			1
CARESPOT - LEE VISTA			1	100%	1
CHILDREN'S AT SATELLITE BOULEVARD URGE		1			1
MEADOWS PARK HEALTH AND REHABILITATION		1			1
AMERICAN LAB LLC		1			1
VELOCITY URGENT CARE - CHIMNEY HILL			1	100%	1
Kroger - KRO01100688			1	100%	1
HEARTLAND OF ZEPHYRHILLS FL, LLC☐			1	100%	1
GSM OCED Subsection			1	100%	1
US LABORATORIES			1	100%	1
BRISTOL REGINAL MEDICAL CENTER			1	100%	1
ALLIANCE LABORATORY SERVICES			1	100%	1
DIGESTIVE DISEASE CARE PC		1			1
Raleigh Center (WV)			1	100%	1
Kroger 353 - The Little Clinic Harpers Point		1			1
FAMILY MEDICAL CLINIC KENDALL LLC			1	100%	1
SILVER SPRINGS SHORES DIALYSIS			1	100%	1
LAKE VIEW COURT		1			1

COVID-19: testing by laboratory

Data through Apr 13, 2021 verified as of Apr 14, 2021 at 09:25 AM

Data in this report are provisional and subject to change.

The numbers in the table below represent the number of Florida and non-Florida residents for whom test results were received by the Department of Health. A person can be tested by more than one laboratory and can have both positive and negative results. **Therefore, the sum of the numbers in each column will be larger than the total number of people tested.**

Reporting lab	Inconclusive	Negative	Positive	Percent positive	Total
AMBULATORY CARE CLINIC, LLC			1	100%	1
MCR HEALTH MEDICAL EXPRESS			1	100%	1
CAREHERE HUDSON BAY			1	100%	1
WALGREENS #01456		1			1
ARIZA WELLNESS CARE LLC			1	100%	1
MEDICAL ASSOCIATES OF THE SHOALS		1			1
ROYAL PALM PEDIATRICS			1	100%	1
ASHLEY CLINICAL DIAGNOSTIC LABORATORY			1	100%	1
CONNECTICUT PEDIATRICS @ CHC		1			1
LAMARQUE DIALYSIS			1	100%	1
Sunnybrook Rehabilitation Center			1	100%	1
SOPHIA MEDICAL ASSOCIATES, PC			1	100%	1
HATLEY HEALTH CARE, INC		1			1
1ST MED DOTHAN			1	100%	1
MT VIEW			1	100%	1
DOCTORS MEMORIAL HOSP HOME HEALTH CARE		1			1
SMITH			1	100%	1
Walgreens #12695			1	100%	1
Birmingham Nursing and Rehabilitation East LLC		1			1
OMNICARE PHARMACY OF TEXAS 1, LP		1			1
TRIPLE O RESEARCH INSTITUTE PA			1	100%	1
ROSEN MEDICAL CENTER AT ROSEN COLLEGE CAMPUS			1	100%	1
ABRAKIDABRA PEDIATRIC CLINIC LLC			1	100%	1
PEACE RIVER CENTER CRISIS STABLILIZATION UNIT			1	100%	1
PUBLIX PHARMACY #1114			1	100%	1
UNIVERSITY OF MIAMI - LENNAR CENTER			1	100%	1
CLARKSVILLE MANOR INC		1			1
OMC PRIMARY CARE - HOSPITAL CAMPUS			1	100%	1
PERRY COUNTY NURSING HOME		1			1
ABSOLUTE QUICK CARE			1	100%	1
Medicalodges Neosho			1	100%	1
CARDIAC AND VASCULAR CONSULTANTS MD PA		1			1
WEST VIRGINIA UNIVERSITY HOSPITALS			1	100%	1
RCP OF MEMORIAL WEST			1	100%	1
Heartland Health Care Center Jacksonville			1	100%	1
EVEXIA DIAGNOSTICS			1	100%	1
YOUR KIDS URGENT CARE			1	100%	1
CORVALLIS CLINIC PC LAB		1			1
CENTER AT WATERFRONT		1			1
THYROID SPECIALTY LABORATORY			1	100%	1
DERMDX, DIV OF AURORA DIAGNOSTICS/BERNHARDT LAB		1			1
PALM BEACH PEDIATRIC UROLOGY			1	100%	1
FLORIDA ADVANCED MEDICAL AND DERM AESTHETICS LLC			1	100%	1
Monument Health Strugis Care Center		1			1
FAMILY MEDICAL CENTER OF HOLLYWOOD PA			1	100%	1
TALLAHASSEE DIALYSIS		1			1

COVID-19: testing by laboratory

Data through Apr 13, 2021 verified as of Apr 14, 2021 at 09:25 AM

Data in this report are provisional and subject to change.

The numbers in the table below represent the number of Florida and non-Florida residents for whom test results were received by the Department of Health. A person can be tested by more than one laboratory and can have both positive and negative results. **Therefore, the sum of the numbers in each column will be larger than the total number of people tested.**

Reporting lab	Inconclusive	Negative	Positive	Percent positive	Total
Oak Hill Health & Rehabilitation Center			1	100%	1
CAN COMMUNITY HEALTH LLC		1			1
PCG MOLECULAR			1	100%	1
BOTTINEAU GOOD SAMARITAN CENTER		1			1
NEW ULM MEDICAL CENTER			1	100%	1
METHODISM MIDLOTHIAN MEDICAL CENTER			1	100%	1
NHC HEALTH CARE CENTER		1			1
PREVENTIVE CARDIOLOGY AND INTERNAL MEDICINE ASSOCI			1	100%	1
CORE OCCUPATIONAL MEDICINE			1	100%	1
Robinson Terrace Rehabilitation and Nursing Center		1			1
ST LUKE'S CORNWALL HOSPITAL N			1	100%	1
ULTIMATE KIDNEY CARE			1	100%	1
ACUTE AND COMMUNICABLE DISEASE PREVENTION			1	100%	1
FAIRFIELD MEDICAL CENTER			1	100%	1
GUILFORD IMMEDIATE CARE, SYAH, LLC		1			1
CORPORATION OF AMERICA		1			1
PRESTIGE ER			1	100%	1
CFHC - FROSTPROOF			1	100%	1
RESOURCE PATH LLC			1	100%	1
KAP MEDICAL GROUP, LLC			1	100%	1
NEWCARE PRIMARY MEDICINE			1	100%	1
KANA MEDICAL			1	100%	1
SPECIALTY DRUG TESTING			1	100%	1
WALGREENS #15291		1			1
HALIFAX FAMILY HEALTH CENTER			1	100%	1
Lexington Medical Center Extended Care		1			1
Broomall Manor		1			1
CONEY ISLAND HOSP			1	100%	1
Walgreens #9121		1			1
ST JOHNS MEDICAL CENTER		1			1
Glen Oaks Health and REhabilitation		1			1
CVS MA1121POCT WESTFORD		1			1
Masonic Medical Research Institute			1	100%	1
MIAMI CHILDRENS HOSPITAL MIDTOWN OUTPATIENT CENTER			1	100%	1
HUNTSVILLE HOSPITAL			1	100%	1
WALGREENS #05150		1			1
777 URGENT CARE			1	100%	1
MANHATTAN EYE EAR AND THROAT HOSPITAL		1			1
Kempsville Health and Rehab Center		1			1
KELLY			1	100%	1
CVS TX7824POCT GARLAND		1			1
ORLANDO DIALYSIS		1			1
Port Orange Nursing And Rehab Center			1	100%	1
CVS PA2867POCT FOLSOM		1			1
SAINT LEO UNIVERSITY INCORPORATED			1	100%	1
Royal Palm Beach Health and Rehab Center			1	100%	1

COVID-19: testing by laboratory

Data through Apr 13, 2021 verified as of Apr 14, 2021 at 09:25 AM

Data in this report are provisional and subject to change.

The numbers in the table below represent the number of Florida and non-Florida residents for whom test results were received by the Department of Health. A person can be tested by more than one laboratory and can have both positive and negative results. **Therefore, the sum of the numbers in each column will be larger than the total number of people tested.**

Reporting lab	Inconclusive	Negative	Positive	Percent positive	Total
TENNOVA HEALTHCARE - CLEVELAND			1	100%	1
CHI MEMORIAL HOSPITAL CHATTANOOGA			1	100%	1
MEMORIAL HERMANN KATY HOSPITAL			1	100%	1
VIP STARNETWORK		1			1
ELEVATION HEALTH LABORATORY		1			1
Good Samaritan Society-Atkinson		1			1
ANDREWS			1	100%	1
Indian Oaks Living Center		1			1
Central Alabama Veterans HCS - East Campus		1			1
Kroger 539 - The Little Clinic Memorial Blvd.		1			1
SYNERGENE LABORATORY			1	100%	1
HANCOCK REGIONAL HOSPITAL		1			1
ADVANCE CARDIOVASCULAR IMAGING, INC			1	100%	1
CLINTON DRUG STORE		1			1
CareATC - Columbia College #58		1			1
CLINICAL LABORATORY DEPARTMENT			1	100%	1
BHS PHYSICIAN NETWORK			1	100%	1
SCRIPPS MERCY HOSPITAL			1	100%	1
CAN COMMUNITY HEALTH NORTH MIAMI, FL		1			1
TOMAH VAMC			1	100%	1
ST VINCENT'S AMBULATORY CARE INC			1	100%	1
LRHS Pablo Urgent Care		1			1
NEW ERA COMMUNITY HEALTH CENTER LLC		1			1
CDR MAGUIRE – STUART MISSION			1	100%	1
MARYWOOD HEIGHTS		1			1
IDAHO HEALTH DEPARTMENT			1	100%	1
MEDEXPRESS URGENT CARE-MEADVILLE			1	100%	1
RIVERTON CBOC			1	100%	1
PSL JAX BEACH OPERATIONS LLC			1	100%	1
Falmouth By The Sea			1	100%	1
TRAFALGAR DIALYSIS			1	100%	1
BETHESDA DIALYSIS			1	100%	1
INTERIM HEALTHCARE			1	100%	1
NORTH FLORIDA FAMILY MEDICINE			1	100%	1
TRIHEALTH			1	100%	1
Community Compassion Center of Batesville			1	100%	1
Signature Healthcare of Fort Wayne		1			1
WALGREENS #05432		1			1
Kroger 838 - The Little Clinic Fairborn		1			1
Oakview Manor Health and Rehab		1			1
LIFEGUARD AMBULANCE SERVICE LLC, TEXAS			1	100%	1
Avon Health Center		1			1
Valley View Health and Rehabilitation, LLC		1			1
MID FLORIDA BIOLOGICALS			1	100%	1
Hempfield Manor		1			1
PENROSE HOSPITAL			1	100%	1

COVID-19: testing by laboratory

Data through Apr 13, 2021 verified as of Apr 14, 2021 at 09:25 AM

Data in this report are provisional and subject to change.

The numbers in the table below represent the number of Florida and non-Florida residents for whom test results were received by the Department of Health. A person can be tested by more than one laboratory and can have both positive and negative results. **Therefore, the sum of the numbers in each column will be larger than the total number of people tested.**

Reporting lab	Inconclusive	Negative	Positive	Percent positive	Total
SUNY AT STONY BROOK			1	100%	1
PORTAGE MEDICAL CENTER			1	100%	1
Kroger 670 - The Little Clinic Powell		1			1
CVS OH3481POCT MARYSVILLE		1			1
COASTAL ER IX, PHYSICIANS PREMIER			1	100%	1
PARKWAY REGIONAL MEDICAL CENTER LAB			1	100%	1
NEMOURS CHILDRENS URGENT CARE			1	100%	1
SWIFT CREEK HEALTH CENTER AT THE TEMPL		1			1
PROVIDENCE HOSPITAL			1	100%	1
FRIO REGIONAL PRIMARY CARE AND URGENT CARE CLINIC			1	100%	1
J F K PEDIATRICS			1	100%	1
Spring Gate Rehab and Healthcare Center		1			1
CLINICAL MICROBIOLOGY LAB FAIRVIEW UNIVERSITY HOSPITAL			1	100%	1
CHILDRENS HEALTHCARE CTE OF NORTHERN		1			1
BOCA GENERAL AND FAMILY MEDICINE		1			1
Riverside Nursing & Rehabilitation Center		1			1
PATIENT FIRST - WOODBURY		1			1
ADVANCE GASTROENTEROLOGY			1	100%	1
THE LITTLE CLINIC, LLC			1	100%	1
CVS NY2297002CV NEW YORK			1	100%	1
Kroger 527 - The Little Clinic Hwy 70 S.		1			1
HOLYOKE MEDICAL CENTER			1	100%	1
LAB. CORP. OF AMERICA			1	100%	1
BROOKSVILLE REGIONAL HOSPITAL			1	100%	1
CRUSADER COMMUNITY HEALTH			1	100%	1
Diversicare of Eupora		1			1
Accordius Health at Gastonia			1	100%	1
TITUS REGIONAL MEDICAL CENTER			1	100%	1
MERRILL GARDENS AT CHAMPIONSGATE			1	100%	1
EH FARGO HOSPITAL LABORATORY			1	100%	1
Mason Health and Rehab		1			1
SUNSHINE PEDIATRICS OF LUTz			1	100%	1
ABRAKIDABRA KIDS CLINIC			1	100%	1
INDIAN RIDGE		1			1
ST MARYS HEALTH CARE SYSTEM		1			1
ST ANTHONY'S PINELLAS CARE CLINIC			1	100%	1
INTERNAL MEDICINE GROUP OF WINTER HAVEN PA		1			1
CARESPOT - WELLINGTON			1	100%	1
REHABILITATION CENTER OF SOUTH GEORGIA		1			1
HSRE-ASL CASSELBERRY TRS, LLC			1	100%	1
Ashland Place Health and Rehabilitation, LLC		1			1
SMITH KLINE			1	100%	1
DIXIE REGIONAL MEDICAL CENTER			1	100%	1
BRIGHAM YOUNG UNIV STUDENT HEALTH CTR			1	100%	1
CHATSWORTH ASSISTED LIVING COMMUNITY AT PGA NATIONAL			1	100%	1
Waters of Covington		1			1

COVID-19: testing by laboratory

Data through Apr 13, 2021 verified as of Apr 14, 2021 at 09:25 AM

Data in this report are provisional and subject to change.

The numbers in the table below represent the number of Florida and non-Florida residents for whom test results were received by the Department of Health. A person can be tested by more than one laboratory and can have both positive and negative results. **Therefore, the sum of the numbers in each column will be larger than the total number of people tested.**

Reporting lab	Inconclusive	Negative	Positive	Percent positive	Total
ANY LAB TEST NOW JACKSONVILLE		1			1
WILMINGTON NURSING AND REHAB			1	100%	1
ANMED HEALTH MEDICAL CENTER			1	100%	1
PRIORITY CARE LLC			1	100%	1
ELLICOTT CENTER FOR REHABILITATION AND		1			1
IRA FIALKO DO			1	100%	1
HARMONY HEALTHCARE ORLANDO INC		1			1
Kroger - KR003400316			1	100%	1
PALMA CEIA MED GROUP-SWANN		1			1
Ramsey Village		1			1
Encompass Health Rehab Hosp Tinton Falls		1			1
WILLOWBROOKE COURT AT MATTHEWS GLEN		1			1
MARTIN MEMORIAL MEDICENTER			1	100%	1
CAPITAL HEALTH PLAN - GOVERNORS SQUARE			1	100%	1
ORCHID TERRACE		1			1
WESTOX LABS		1			1
VISTA LAKE ASSISTED LIVING			1	100%	1
Brownwood Nusing & Rehabilitation		1			1
POUDRE VALLEY HOSPITAL			1	100%	1
MEDEXPRESS URGENT CARE-HAVERHILL		1			1
MORGAN MEDICAL CENTER		1			1
Kroger 390 - The Little Clinic North College Hill		1			1
URGENT CARE CENTER OF PORT ORANGE LLC			1	100%	1
LITTLE FALLS HOSPITAL LABORATORY		1			1
HAMPTON VAMC		1			1
MEMPHIS URGENT CARE #2, LLC			1	100%	1
BEAUMONT HOSPITAL			1	100%	1
Kroger 500 - The Little Clinic Speedway		1			1
JAX FAMILY CARE		1			1
ANDERSON FAMILY MEDICINE			1	100%	1
DAVITA DIALYSIS-NORTH			1	100%	1
METROPOLITAN			1	100%	1
St. Catherine's manor of Findlay		1			1
CAREWELL 203			1	100%	1
PHYSICIANS PREMIER ER- CENTRAL AUSTIN			1	100%	1
WELLPATH			1	100%	1
Oregon Veterans Home The Dalles		1			1
SIERRA HEALTH CARE CENTER		1			1
SHAW MEDICAL GROUP LLC			1	100%	1
HEARTLAND OF MARIETTA OH LLC DBA		1			1
UCH LAB			1	100%	1
FAMILY AND INTERNAL MEDICINE ASSOCIATES		1			1
NATICK URGENT CARE			1	100%	1
KIOSK MEDICINE KENTUCKY LLC		1			1
American Fork Care Center dba Heritage Care Center		1			1
ADVANCE MD CARE			1	100%	1

COVID-19: testing by laboratory

Data through Apr 13, 2021 verified as of Apr 14, 2021 at 09:25 AM

Data in this report are provisional and subject to change.

The numbers in the table below represent the number of Florida and non-Florida residents for whom test results were received by the Department of Health. A person can be tested by more than one laboratory and can have both positive and negative results. **Therefore, the sum of the numbers in each column will be larger than the total number of people tested.**

Reporting lab	Inconclusive	Negative	Positive	Percent positive	Total
EAST COAST INSTITUTE FOR RESEARCH LLC			1	100%	1
MEDICAL EXAMINERS OFFICE, LEESBURG			1	100%	1
CORONA CONCIERGE, LLC		1			1
BETTER U BETTER LIFE WELLNESS LLC			1	100%	1
HOUSTON MEDICAL CENTER			1	100%	1
Diversicare of Ripley		1			1
NIHCC			1	100%	1
BELMONT VILLAGE AT JOHNS CREEK		1			1
DEVITA		1			1
Schenectady Center for Rehabilitation & Nursing		1			1
Waycross VA CBOC		1			1
WELLINGTON WEST 100176			1	100%	1
SUN CITY DIAGNOSTIC CENTER			1	100%	1
Victory Health and Rehabilitation			1	100%	1
Kroger 368 - The Little Clinic Frankfort West		1			1
ATHENS MEDICAL CENTER			1	100%	1
MEDEXPRESS URGENT CARE - UNIONTOWN		1			1
VCU HEALTH SYSTEM AUTHORITY - MCV HOSPITALS			1	100%	1
MEDICAL CENTER AFFILIATES PALM SPRINGS			1	100%	1
Kroger 588 - The Little Clinic Thompsons Station		1			1
ALL PRO ORTHOPEDICS & SPORTS MEDICINE, PA			1	100%	1
LIFESTREAM BEHAVIORAL CENTER INC			1	100%	1
EAST TENNESSEE STATE UNIVERSITY		1			1
SYNAPSE ANALYTICAL LABS		1			1
EXACCARE KINGSTON, LLC			1	100%	1
Woodstock Nursing and Rehabilitation Center		1			1
BATESVILLE - SHERWOOD URGENT CARE			1	100%	1
BOND & STEELE CLINIC, PA			1	100%	1
ERIE COUNTY EMERGENCY SERVICES DIV OF		1			1
JOHN HOPKINS WELLNESS CENTER PEPSICO			1	100%	1
GWINNETT MEDICAL CENTER			1	100%	1
Medilodge of Midland		1			1
ENZO LABS INC			1	100%	1
SUN LABORATORY SERVICES,INC			1	100%	1
RIVERSIDE PEDIATRIC GROUP, INC		1			1
HIDALGO FAMILY CLINIC			1	100%	1
INTERNAL MEDICINE ASSOCIATES		1			1
OAKWOOD HOSPITAL - DEARBORN LAB			1	100%	1
FREEPORT ER DOX URGENT CARE		1			1
CVS IL2297652CV CHICAGO		1			1
ORDRS, INC.			1	100%	1
HEALTH FIRST MEDICAL GROUP LLC			1	100%	1
Maple Lane Nursing Home		1			1
Eagle Point Health Care Center		1			1
CHRISTIANA HOSPITAL		1			1
BLACKBERRY CENTER, THE		1			1

COVID-19: testing by laboratory

Data through Apr 13, 2021 verified as of Apr 14, 2021 at 09:25 AM

Data in this report are provisional and subject to change.

The numbers in the table below represent the number of Florida and non-Florida residents for whom test results were received by the Department of Health. A person can be tested by more than one laboratory and can have both positive and negative results. **Therefore, the sum of the numbers in each column will be larger than the total number of people tested.**

Reporting lab	Inconclusive	Negative	Positive	Percent positive	Total
ST LUKE LUTHERAN HOME		1			1
WALGREENS #5130			1	100%	1
ATHENA PLASTIC SURGERY		1			1
BUFFALO VAMC			1	100%	1
BIOLOGICAL AND CHEMICAL EMERGENCIES LABORATORY			1	100%	1
NHC HealthCare St. Charles		1			1
ADVANCE HEALTH AND WELLNESS SOLUTIONS			1	100%	1
LABORATORIO BUENA SALUD			1	100%	1
HIGH DESERT COURT GROUP HOME			1	100%	1
SAN JOSE CLINIC		1			1
WATERTOWN URGENT CARE		1			1
Kroger 907 - The Little Clinic Holland		1			1
PATIENT FIRST - CHERRY HILL		1			1
ST JOSEPHS CHILDRENS HOSPITAL PEDI TRANSPORT			1	100%	1
WILLOWBROOKE CT AT LIMA ESTATES		1			1
HEALTH CHOICES, PLLC		1			1
Washington County Nursing HOme			1	100%	1
PUBLIC HEALTH LABORATORIES			1	100%	1
THE LITTLE CLINIC LLC			1	100%	1
ENT AND ALLERGY ASSOCIATES, LLP		1			1
QUALITY LAB			1	100%	1
DORA HOME CARE			1	100%	1
EMERY MEDICAL CENTER			1	100%	1
BAYOU URGENT CARE			1	100%	1
DR PHILLIPS CENTER FOR WELLNESS		1			1
HELGEMO & LIOU PEDIATRICS			1	100%	1
PALM BEACH DIABETES AND ENDOCRINE SPECIALISTS, PA			1	100%	1
BMRHC HARRISON		1			1
HEALTHFORCE PARTNERS INC			1	100%	1
HIGHLAND LABORATORY			1	100%	1
ASSURANCE HEALTHCARE AND COUNSELING CENTER		1			1
Brown Nursing Home		1			1
Le Roy Village Green		1			1
KINGSWAY MEDICAL CENTER INC			1	100%	1
ADVANCED MEDICAL LABORATORIES (AML)			1	100%	1
ENCOMPASS HEALTH HOME HEALTH		1			1
PEDRO L ORTEGA MD PA			1	100%	1
ADAPTIVE BIOTECHNOLOGIES			1	100%	1
OPTI MED PHARMACY		1			1
LIFE CARE CENTER OF GWINNETT		1			1
PALM SPRINGS GENERAL HOSPITAL			1	100%	1
PUTNAM CO HOSPITAL-D/B/A ASBURY TOWERS		1			1
QUALITY URGENT CARE CENTER			1	100%	1
POETS WALK SARASOTA			1	100%	1
BAYSHORE MEDICAL CENTER LABORATORY		1			1
PANCARE HEALTH - BRUCE			1	100%	1

COVID-19: testing by laboratory

Data through Apr 13, 2021 verified as of Apr 14, 2021 at 09:25 AM

Data in this report are provisional and subject to change.

The numbers in the table below represent the number of Florida and non-Florida residents for whom test results were received by the Department of Health. A person can be tested by more than one laboratory and can have both positive and negative results. **Therefore, the sum of the numbers in each column will be larger than the total number of people tested.**

Reporting lab	Inconclusive	Negative	Positive	Percent positive	Total
SHANNON CLARK OD, PA			1	100%	1
El Paso Health Care Center			1	100%	1
HEALTHCARE ASSOCIATES OF IRVING, LLP			1	100%	1
VIVEX/UMTB BIOMEDICAL			1	100%	1
SAINT BARNABAS MEDICAL CENTER		1			1
ARGENTINE CARE CENTER		1			1
APOLLO ADVANCED HOME HEALTH CORP			1	100%	1
OPTUM MEDICAL CLINIC IN ROCKRIMMON			1	100%	1
CARESPOT - OVIEDO			1	100%	1
DOCTORS HOSPITAL OF LAREDO			1	100%	1
ROSE MEDICAL CENTER LAB			1	100%	1
SANTA CLARA VALLEY MEDICAL CENTER			1	100%	1
MEDICAL ASSOCIATES OF CARTER		1			1
White Oak Manor - Rock Hill		1			1
MEDEXPRESS-DOVER		1			1
Heritage of Red Cloud		1			1
MEDEXPRESS URGENT CARE-BRENTWOOD		1			1
PULMONARY, CRITICAL CARE AND SLEEP DISORDERS INSTITUTE OF SOUTH FLORID			1	100%	1
MDS PHARMA SERVICES		1			1
INNOVATIVE CARE PARTNERS PLLC			1	100%	1
COASTAL MANOR		1			1
CRESTHAVEN			1	100%	1
COOSA VALLEY HEALTHCARE CENTER LLC		1			1
CUSTOM SCRIPTS PHARMACY		1			1
STEWARD FLORIDA ALF, INC			1	100%	1
LAB TEST KENDALL LLC		1			1
ROSLYN INTERNAL MEDICINE		1			1
ST JOHN HOSPITAL & MEDICAL CENTER MICRO			1	100%	1
Life Care Center of Paradise Valley		1			1
SPORTS MEDICINE CLINIC - U OF WYOMING			1	100%	1
FAYETTE MEDICAL CENTER LAB		1			1
ADVENTHEALTH SENIOR CARE AT ORMOND			1	100%	1
ORCHARD LABORATORIES			1	100%	1
MEDEXPRESS URGENT CARE - BENTONVILLE		1			1
HARDIN HEALTH INC		1			1
MIDDLEBURG VA CBOC		1			1
CANDLER HOSPITAL			1	100%	1
MARTINSBURG VAMC		1			1
KETTERING MEDICAL CENTER			1	100%	1
AVERA SACRED HEART HOSPITAL			1	100%	1
MULTICARE PHYSICIANS			1	100%	1
CONCENTRA - OCALA		1			1
ALLIED PHYSICIANS GROUP		1			1
LEE MEMORIAL HEALTH SYSTEMS HOME HEALTH		1			1
USC VERDUGO HILLS HOSPITAL			1	100%	1
REFERENCE LABORATORY			1	100%	1

COVID-19: testing by laboratory

Data through Apr 13, 2021 verified as of Apr 14, 2021 at 09:25 AM

Data in this report are provisional and subject to change.

The numbers in the table below represent the number of Florida and non-Florida residents for whom test results were received by the Department of Health. A person can be tested by more than one laboratory and can have both positive and negative results. **Therefore, the sum of the numbers in each column will be larger than the total number of people tested.**

Reporting lab	Inconclusive	Negative	Positive	Percent positive	Total
BRIGHT HEALTH CLINIC CORP			1	100%	1
ADVENTHEALTH MEDICAL GROUP OBSTETRICS AND			1	100%	1
LIMA MEMORIAL HOSPITAL			1	100%	1
Florence Nursing and Rehabilitation Center		1			1
FOCUSED CARE AT ALLENBROOK		1			1
OCALA REGIONAL DIALYSIS- NORTH			1	100%	1
QUALITY CLINICAL LAB LLC			1	100%	1
WALGREENS # 11165		1			1
Orchid Cove at Naples			1	100%	1
Glenburn Home		1			1
NATIONAL INSTITUTES OF HEALTH CLINICAL CENTER			1	100%	1
GENESIS CARE USA OF FLORIDA, LLC			1	100%	1
VITAL CARE			1	100%	1
KEY BISCAYNE PEDIATRIC ASSOCIATES INC			1	100%	1
TEVAPHARM			1	100%	1
COMMUNITY MEDICAL CENTER-ORANGE CITY		1			1
JUP Serology SubSection			1	100%	1
STEPHEN G NELSON MD PA			1	100%	1
HALEYVILLE HEALTH CARE CENTER		1			1
SELECT SPECIALTY HOSPITAL - ORLANDO SOUTH			1	100%	1
ARCADIA DIALYSIS CENTER			1	100%	1
CAREWELL URGENT CARE FITCHBURG			1	100%	1
CYPRESS CREEK DIALYSIS CTR			1	100%	1
NEMOURS CHILDREN'S			1	100%	1
PEDIATRIC PARTNERS ZEPHYRHILLS			1	100%	1
FLAGLER PROFESSIONAL HEALTH CARE SERVICES INC		1			1
RIVERSIDE MEDICAL CENTER		1			1
VA Healthcare Center- Newburg		1			1
Villa Maria			1	100%	1
Smg At Bridgewater Family Medicine		1			1
Signature HealthCare of Bowling Green		1			1
CMC MERCY LABORATORY			1	100%	1
LANGLADE			1	100%	1
Heartland of Perrysburg		1			1
GALVESTON COUNTY HEALTH DISTRICT			1	100%	1
TEXAS HEALTH HARRIS METHODIST HOSPITAL			1	100%	1
TILLAMOOK COUNTY GENERAL HOSPITAL LAB		1			1
BROOKSHIRE, THE			1	100%	1
441 URGENT CARE CENTER - BROWNWOOD			1	100%	1
PROGRESSIVE URGENT CARE, PC			1	100%	1
MID FLORIDA DERMATOLOGY ASSOCIATES PA			1	100%	1
SANFORD LABORATORIES WATERTOWN			1	100%	1
LIFE CARE CENTER OF CLEVELAND		1			1
VISTA DEL SOL MED ASSOC		1			1
Bivins Pointe			1	100%	1
OPTIMAL MEDICINE INC		1			1

COVID-19: testing by laboratory

Data through Apr 13, 2021 verified as of Apr 14, 2021 at 09:25 AM

Data in this report are provisional and subject to change.

The numbers in the table below represent the number of Florida and non-Florida residents for whom test results were received by the Department of Health. A person can be tested by more than one laboratory and can have both positive and negative results. **Therefore, the sum of the numbers in each column will be larger than the total number of people tested.**

Reporting lab	Inconclusive	Negative	Positive	Percent positive	Total
ALTA BATES SUMMIT MEDICAL CENTER CLINICAL LAB			1	100%	1
LONESTAR 24HRER MANAGEMENT LLC DBA LONESTAR 24HRER			1	100%	1
FLORIDA HEALTH CARE MEDICAL GROUP		1			1
MEDEXPRESS URGENT CARE - HADLEY		1			1
Franciscan Convalescent Hospital		1			1
FIRST CARE WALK IN CLINIC LLC			1	100%	1
UNIVERSITY OF FLORIDA			1	100%	1
PHYSICIANS PRIMARY CARE LEHIGH PEDS			1	100%	1
Good Shepherd Fairview Home, Inc.		1			1
EXCEPTIONAL EMERGENCY CENTER			1	100%	1
CVS AZ3264POCT PHOENIX			1	100%	1
YUMA REGIONAL MEDICAL CENTER			1	100%	1
FAIRHAVEN		1			1
CARRINGTON, LLC D/B/A THE CARRINGTON		1			1
ULTIMATE ANALYSIS LABORATORY			1	100%	1
WELLNOW URGENT CARE-OSWEGO			1	100%	1
ST MICHAEL'S ELITE MEDICAL HOSPITAL			1	100%	1
WELLSTAR URGENT CARE SHALLOWFORD		1			1
BEAUMONT REFERENCE LABORATORY			1	100%	1
ALCALA PHARMACEUTICALS			1	100%	1
ADVENTHEALTH HOME CARE WATERMAN			1	100%	1
Parkside Manor		1			1
BRIDGES AT LIFE CARE CENTER OF OCALA, THE			1	100%	1
Niles Nursing and Rehab. Center		1			1
Home Health Care Clinic		1			1
MEDEXPRESS URGENT CARE - MT EPHRAIM		1			1
Manassas Health & Rehab			1	100%	1
SUMMERFIELD PAIN MANAGEMENT			1	100%	1
PHYSICIANS ASSOCIATES PA			1	100%	1
JEFFREY A HIRSCHFIELD, MD PA			1	100%	1
Indianspring of Oakley		1			1
ORLANDO PHYSICIAN NETWORK		1			1
Mountain City Care and Rehabilitation Center		1			1
PROGENESIS INC			1	100%	1
SUPREME MEDICAL GROUP PLLC			1	100%	1
Ravenwood Speciality Care		1			1
Kroger 779 - The Little Clinic Georgetown		1			1
SURGERY CENTER, THE			1	100%	1
Bethel Lutheran Nursing & Rehabilitation Center		1			1
Northpoint Lexington Healthcare		1			1
HUNEYCUTT FAMILY PRACTICE			1	100%	1
PIEDMONT MOUNTAINSIDE HOSPITAL LAB - E		1			1
SOUTH DADE NURSING & REHABILITATION CENTER☐			1	100%	1
FLORIDA HOME HEALTH			1	100%	1
PROVIDENCE PORTLAND MEDICAL CENTER		1			1
Kroger 397 - The Little Clinic Frankfort East		1			1

COVID-19: testing by laboratory

Data through Apr 13, 2021 verified as of Apr 14, 2021 at 09:25 AM

Data in this report are provisional and subject to change.

The numbers in the table below represent the number of Florida and non-Florida residents for whom test results were received by the Department of Health. A person can be tested by more than one laboratory and can have both positive and negative results. **Therefore, the sum of the numbers in each column will be larger than the total number of people tested.**

Reporting lab	Inconclusive	Negative	Positive	Percent positive	Total
VA Texas Valley Coastal Bend Harlingen HCC		1			1
ST FRANCIS MEDICAL CENTER			1	100%	1
Arlington Care Center			1	100%	1
PASCO COUNTY HEALTH DEPARTMENT			1	100%	1
MEDEXPRESS URGENT CARE - LAWTON		1			1
HOLLAND COMMUNITY HOSPITAL		1			1
ER NEAR ME HULEN		1			1
Memorial Health Care Center			1	100%	1
Arch Plaza Nursing and Rehabilitation Center			1	100%	1
JACKSON MADISON CO. GEN. HOSPITAL			1	100%	1
EASTSIDE MEDICAL CLINIC		1			1
ALABAMA REFERENCE LAB			1	100%	1
SANITAS RESEARCH LLC			1	100%	1
Carington Park			1	100%	1
Consulate Health Care of Tallahassee			1	100%	1
CVS MA634POCT KINGSTON			1	100%	1
HORIZON MEDICAL CENTER			1	100%	1
EDGAR PRICE FAMILY & CHILDREN HEALTHCARE CENTER			1	100%	1
CORDOVA FAMILY PRACTICE			1	100%	1
REGIONAL MEDICAL LABORATORY			1	100%	1
AVON PARK CLUSTER		1			1
UABC			1	100%	1
INTERNAL MEDICINE GROUP OF CENTRAL FLORIDA			1	100%	1
Acts Manor House		1			1
MONMOUTH MEDICALC ENTER		1			1
MEMORIAL HOSPITAL AT GULFPORT			1	100%	1
Dupage Care Center			1	100%	1
HEALTHPARTNERS HUDSON CLINIC			1	100%	1
GOSHEN HOSPITAL			1	100%	1
ALL PEDIATRIC CARE PA			1	100%	1
CVS MA335POCT RAYNHAM		1			1
Village Crest Center for Health & Rehabilitation		1			1
MONROE COUNTY PUBLIC HEALTH DEPARTMENT			1	100%	1
Shelbyville Manor		1			1
Kroger 767 - The Little Clinic Beaumont		1			1
CVS KS8573POCT OVERLAND PARK		1			1
SOMA MEDICAL CENTER PA #2 OAKLAND			1	100%	1
ALTAMONTE SPRINGS WALK IN MED CENTER			1	100%	1
TITUSVILLE REHABILITATION AND NURSING CENTER		1			1
SALUDA NURSING CENTER		1			1
BAYMEADOWS PEDIATRIC CARE		1			1
UNIVERSITY OF SOUTH FLORIDA			1	100%	1
LAB PLUS, LLC			1	100%	1
MT SINA1 HOSPICE			1	100%	1
NORTH SHORE HEMATOLOGY-ONCOLOGY ASSOCI		1			1
ROAN MOUNTAIN MEDICAL CENTER			1	100%	1

COVID-19: testing by laboratory

Data through Apr 13, 2021 verified as of Apr 14, 2021 at 09:25 AM

Data in this report are provisional and subject to change.

The numbers in the table below represent the number of Florida and non-Florida residents for whom test results were received by the Department of Health. A person can be tested by more than one laboratory and can have both positive and negative results. **Therefore, the sum of the numbers in each column will be larger than the total number of people tested.**

Reporting lab	Inconclusive	Negative	Positive	Percent positive	Total
DIGNITY HEALING LLC			1	100%	1
SHARON REGIONAL MEDICAL CENTER			1	100%	1
THE CHILDREN'S HOSPITAL OF PHILADELPHIA		1			1
URGENT CARE OF FORT LAUDERDALE INC			1	100%	1
PRISMA HEALTH TUOMEY LABORATORY			1	100%	1
POINTE MEDICAL SERVICES INC			1	100%	1
IMMEDIATE CARE MEDICAL CENTER			1	100%	1
MEDICAL CITY NORTH HILLS			1	100%	1
ACCESS FAMILY CARE LLC			1	100%	1
FAMILY MEDICINE AT CELEBRATION		1			1
WEST PALM BEACH PHARMACEUTICALS LLC			1	100%	1
THEDACARE FAMILY MEDICINE GATEWAY			1	100%	1
DR DAN C TRIGG MEMORIAL HOSPITAL		1			1
CARESOUTH HHA HOLDINGS OF VIRGINIA, LLC			1	100%	1
HEALTH AND HOPE CLINIC INC			1	100%	1
CARESTAT HOSPICE SERVICES			1	100%	1
RIVERVIEW HOSPITAL	1				1
ELAN MANATEE			1	100%	1
VALLEY HOSPITAL MEDICAL CENTER		1			1
SOLARIS HEALTHCARE PLANT CITY		1			1
ABE'S GARDEN/PARK MANOR APARTMENTS		1			1
EXAC CARE CROSSVILLE		1			1
SHARP GROSSMONT HOSPITAL LABORATORY			1	100%	1
WOOD COUNTY HEALTH DEPARTMENT			1	100%	1
Central Alabama Veterans HCS - West Campus		1			1
HENRY FORD WEST BLOOMFIELD HOSPITAL			1	100%	1
PALM COTTAGE OPERATOR LLC			1	100%	1
NORTH PALM BEACH DIALYSIS CENTER			1	100%	1
ASCENSION ST VINCENT'S - WESTSIDE			1	100%	1
INTEGRIS SEMINOLE EMERGENCY DEPT			1	100%	1
PEDIATRIC PARTNERS			1	100%	1
DEACONESS URGENT CARE CENTER			1	100%	1
PATIENT FIRST - HAMILTON		1			1
COUNTRYSIDE PEDIATRIC CARE PA			1	100%	1
HACKENSACK UNIVERSITY MEDICAL CENTER		1			1
DE TAR HOSPITAL			1	100%	1
SMYTH COUNTY COMMUNITY HOSPITAL LABORATORY			1	100%	1
Northern Nevada State Veterans Home		1			1
Grand Junction VAMC		1			1
CHILDREN'S AT CHAMBLEE BROOKHAVEN URGE		1			1
STITCHES ACUTE CARE CENTER OF CHEYENNE			1	100%	1
ADVANCED CARDIOVASCULAR DIAGNOSTICS PL		1			1
Walgreens #11724		1			1
Diversicare of Smyrna		1			1
HENRY FORD HOSPITAL			1	100%	1
CVS TX7431POCT ROWLETT		1			1

COVID-19: testing by laboratory

Data through Apr 13, 2021 verified as of Apr 14, 2021 at 09:25 AM

Data in this report are provisional and subject to change.

The numbers in the table below represent the number of Florida and non-Florida residents for whom test results were received by the Department of Health. A person can be tested by more than one laboratory and can have both positive and negative results. **Therefore, the sum of the numbers in each column will be larger than the total number of people tested.**

Reporting lab	Inconclusive	Negative	Positive	Percent positive	Total
WALGREENS #12322		1			1
TREASURE COAST COMMUNITY HEALTH INC			1	100%	1
MEDEXPRESS URGENT CARE, LEBANON		1			1
Kroger 753 - The Little Clinic Goss Avenue		1			1
FLORIDA DEPARTMENT OF HEALTH IN BROWARD COUNTY		1			1
AUTUMN CARE OF STATESVILLE, LLC		1			1
Manor Care Health Care Services - Williamsport North		1			1
MOUNT SINAI MEDICAL CENTER HIALEAH			1	100%	1
BAPTIST HEALTH EXPRESS CARE			1	100%	1
PURECARE PHARMACY		1			1
MEMORIAL SATILLA HEALTH			1	100%	1
JOHN PETER SMITH HOSPITAL- OB TRIAGE			1	100%	1
GIBSON AREA PRIMARY CARE			1	100%	1
ABBOTT LABORATORIES - OCCUPATIONAL HEALTH SERVICES			1	100%	1
IMA MEDICAL CENTER OF SOUTH WEST ORLANDO			1	100%	1
URGENT CARE OF COASTAL GEORGIA			1	100%	1
EVENTIDE LUTHERAN HOME		1			1
NFRC CLINICAL LAB			1	100%	1
MEDICAL SPECIALISTS OF THE PALM BEACHES INC			1	100%	1
LAKEVIEW REGIONAL HOSPITAL			1	100%	1
ALLIANCE MD DIRECT PRIMARY CARE			1	100%	1
Medilodge of Mt. Pleasant		1			1
ACUPATH LABORATORIES INC			1	100%	1
PREMIER FAMILY AND SPORTS MEDICINE LLC			1	100%	1
JACKSBORO URGENT CARE			1	100%	1
DAYTONA BEACH CENTRA CARE			1	100%	1
ANDERSON REGIONAL MEDICAL CENTER			1	100%	1
TERRELL URGENT CARE			1	100%	1
CHC SOUTHWEST FLORIDA LAB-LIVE			1	100%	1
INTEGRITY SPINE AND ORTHOPEDICS LLC			1	100%	1
UW MEDICINE CHU LAB			1	100%	1
YOUR HEALTH PEDIATRICS			1	100%	1
APEX HOME HEALTHCARE			1	100%	1
CARE CENTER OF LAKE PLACID			1	100%	1
FAST PACE URGENT CARE			1	100%	1
URGENTMED			1	100%	1
SENTARA AMBULATORY CARE CLINIC			1	100%	1
DOCTORS CHOICE HOME CARE INC			1	100%	1
MEDICAL CENTER			1	100%	1
PIONEER CLINICAL RESEARCH LLC			1	100%	1
MERITER LABORATORIES			1	100%	1
MISSION HOSPITAL			1	100%	1
Kroger 419 - The Little Clinic Farmington/Exeter		1			1
COLLIER BLVD HMA PHYSICIANS MANAGEMENT LLC			1	100%	1
LAURELS OF NORWORTH		1			1
Bethany Manor		1			1

COVID-19: testing by laboratory

Data through Apr 13, 2021 verified as of Apr 14, 2021 at 09:25 AM

Data in this report are provisional and subject to change.

The numbers in the table below represent the number of Florida and non-Florida residents for whom test results were received by the Department of Health. A person can be tested by more than one laboratory and can have both positive and negative results. **Therefore, the sum of the numbers in each column will be larger than the total number of people tested.**

Reporting lab	Inconclusive	Negative	Positive	Percent positive	Total
CROSS CREEK HEALTH CARE		1			1
URGENT CARE OF KANSAS CITY			1	100%	1
AHC Dyersburg		1			1
Sharon Care Center			1	100%	1
WATERBURY HOSPITAL REFERENCE LAB			1	100%	1
LP ELIZABETHTON		1			1
MIDWEST COVENANT HOME, INC		1			1
CVS MA915POCT BEVERLY			1	100%	1
HIGHLANDS CLINICAL LABORATORY			1	100%	1
BAYLOR SCOTT AND WHITE MEDICAL CENTER -CENTENTENNIAL			1	100%	1
ASSISTED LIVING AT TREZEVANT		1			1
GATEWAY HEALTHCARE, PC			1	100%	1
CENTRAL FLA PEDIATIC URGENT CARE LLC		1			1
KENDALL PEDIATRICS PARTNERS LLC			1	100%	1
KROGER 915 - THE LITTLE CLINIC ANDERSON			1	100%	1
HUGH CHATHAM FAMILY MEDICINE INDEPENDENCE		1			1
NORTH PALM CHIDRENS PHYSICIANS			1	100%	1
HAYS CLINICAL LAB			1	100%	1
EASTGENE LABORATORIES		1			1
ON-SITE MEDICAL SOLUTIONS		1			1
NORTH BROWARD MEDICAL CENTER			1	100%	1
KAISER PERMANENTE REGIONAL REFERENCE LABORATORY		1			1
ASSOCIATESMD			1	100%	1
PHYSICIANS LAB INC			1	100%	1
KIDZ FAMILY CARE			1	100%	1
ALL CHILDRENS PEDIATRIC CLINIC			1	100%	1
USF PHYSICIANS GROUP			1	100%	1
BROOKS REHAB			1	100%	1
NORTH COUNTY MEDICAL LAB			1	100%	1
PBSO HEALTH AND WELLNESS CENTER			1	100%	1
MEMORIAL HERMANN MEDICAL GROUP-ATASCOCITA PEDS			1	100%	1
Altenheim Senior Living		1			1
UT MD ANDERSON CANCER CENTER-TUMOR MARKER LAB			1	100%	1
SHANNON MEDICAL CENTER			1	100%	1
MEMORIAL HOSPITAL MIRAMAR WAIVED TESTING			1	100%	1
CENTRAL FLORIDA HOSPITALIST			1	100%	1
CASA DE ORO CARE AND REHABILITATION CE		1			1
CLEVELAND CLINIC AKRON GENERAL			1	100%	1
GREATER MIAMI DIALYSIS			1	100%	1
COLUMBIA CREST CARE & RAHAB		1			1
UNITYPOINT HEALTH TRINITY			1	100%	1
WINTER GARDEN CHILDREN'S HEALTH CENTERS			1	100%	1
Princeton Place			1	100%	1
NORTH SHORE HEMATOLOGY-ONCOLOGY ASSOCIATES PC		1			1
PALMETTO LANDING			1	100%	1
NORTHERN KENTUCKY HEALTH DEPARTMENT			1	100%	1

COVID-19: testing by laboratory

Data through Apr 13, 2021 verified as of Apr 14, 2021 at 09:25 AM

Data in this report are provisional and subject to change.

The numbers in the table below represent the number of Florida and non-Florida residents for whom test results were received by the Department of Health. A person can be tested by more than one laboratory and can have both positive and negative results. **Therefore, the sum of the numbers in each column will be larger than the total number of people tested.**

Reporting lab	Inconclusive	Negative	Positive	Percent positive	Total
FIT4LIFE MEDICAL CENTER			1	100%	1
CENTRAL FL INTERNAL MEDICINE ASSOCIATES LLC		1			1
ADVANCED INDIVIDUALIZED MEDICINE OF NAPLES			1	100%	1
Peninsula Nursing and Rehabilitation Center		1			1
WESLEY MEDICAL CENTER			1	100%	1
Brookdale Southside			1	100%	1
FAMILY MEDICINE AT KISSIMMEE		1			1
Keller Landing Center		1			1
CVS MA1875POCT ASHLAND			1	100%	1
QUICKCARE HEALTH, INC			1	100%	1
MOREHOUSE COLLEGE STUDENT HEALTH CENTE		1			1
CLEVELAND CLINIC FLORIDA LAB			1	100%	1
BROOKDALE FORT MYERS LAKES PARK			1	100%	1
CELEBRATION HOSPITAL			1	100%	1
Longwood Community Living Center		1			1
FRITZINGERTOWN SENIOR LIVING		1			1
APPLECARE BRUNSWICK			1	100%	1
MINUTE CLINIC DIAGNOSTIC PA			1	100%	1
CFCH - FROSTPROOF			1	100%	1
CHESAPEAKE REGIONAL MEDICAL CENTER			1	100%	1
CARE STATION MEDICAL GROUP		1			1
CHILTON MEDICAL CENTER		1			1
HCL LABORATORIES			1	100%	1
CONSULATE HEALTH CARE OF VERO BEACH			1	100%	1
SONNI'S PEDIATRICS			1	100%	1
MEDIPLUS CLINIC, INC			1	100%	1
CAPE CORAL HOSPITAL NURSING			1	100%	1
Kroger 524 - The Little Clinic Iron Bridge Road		1			1
OPCO LLC LEGACY NURSING AND REHABILITA		1			1
HEALTH CLINIC,THE		1			1
VALUE DRUG STORES INC		1			1
FLORIDA DIGESTIVE AND LIVER SPECIALISTS			1	100%	1
DOCTOR TODAY URGENT CARE			1	100%	1
ATMORE COMMUNITY HOSPITAL			1	100%	1
Jewish Home of Rochester		1			1
PAUL C SCHWARTZ & MELVIN L WEIDMAN		1			1
SOUTHERN REGIONAL MEDICAL CENTER		1			1
Central Park Healthcare & Rehabilitiation Center		1			1
ALPHA 1 ANTITRYPSIN RESEARCH PROGRAM			1	100%	1
TMH PHYSICIAN PARTNERS QUINCY			1	100%	1
SUMMIT LABORATORY			1	100%	1
Village Green Health & Rehabilitation		1			1
Kroger 379 - The Little Clinic Stony Brook		1			1
DORNOCH PLACE DEL PRADO		1			1
CVS CA8882POCT SAN CLEMENTE		1			1
AFTER HOURS CLINIC			1	100%	1

COVID-19: testing by laboratory

Data through Apr 13, 2021 verified as of Apr 14, 2021 at 09:25 AM

Data in this report are provisional and subject to change.

The numbers in the table below represent the number of Florida and non-Florida residents for whom test results were received by the Department of Health. A person can be tested by more than one laboratory and can have both positive and negative results. **Therefore, the sum of the numbers in each column will be larger than the total number of people tested.**

Reporting lab	Inconclusive	Negative	Positive	Percent positive	Total
PENSACOLA PATHOLOGY		1			1
AdventHealth Care Center Zephyrhills North			1	100%	1
SOUTHWESTERN VERMONT MEDICAL CENTER			1	100%	1
UF HEALTH THE VILLAGES			1	100%	1
SPELMAN COLLEGE DEPT OF HEALTH SERVICE		1			1
SELF REGIONAL HEALTHCARE			1	100%	1
CHILDRENS SPECIALIST PEDIATRIC PULMMOLOGY &			1	100%	1
ABBOTT LABORATORIES ROSS PRODUCTS			1	100%	1
St. Ann Rehabilation and Nursing Center		1			1
ADVENTHEALTH MEDICAL GROUP INTERNAL MEDICINE AT MILLS			1	100%	1
CARESPOT - OCOEE			1	100%	1
RED HOOK FAMILY PRACTICE		1			1
MEDCOR INC			1	100%	1
NEW RIVER HEALTH DISTRICT			1	100%	1
PHYSICIANS URGENT CARE			1	100%	1
Orange City Nursing and Rehab Center			1	100%	1
CRESTVIEW MED CLIN LAB			1	100%	1
Tremont Health & Rehabilitation Center		1			1
Davie Nursing & Rehabilitation Center		1			1
CORPUS CHRISTI MEDICAL CENTER			1	100%	1
TANGLEWOOD MANOR		1			1
SOUTHERN WINDS			1	100%	1
Kroger 49 - The Little Clinic Wichita - 21st St.			1	100%	1
MEDEXPRESS URGENT CARE - TOTOWA		1			1
MACKINAC STRAITS LONG TERM CARE UNIT		1			1
HALIFAX HEALTH PRIMARY CARE			1	100%	1
CVS TX3702POCT KATY		1			1
CARENOW MIDTOWN			1	100%	1
LOUISIANA STATE LAB			1	100%	1
FLAGLER MEDICAL ASSOCIATES PA			1	100%	1
DW MCMILLAN MEMORIAL HOSPITAL LABORATORY			1	100%	1
SENTARA NORFOLK GENERAL HOSPITAL			1	100%	1
SANTA MONICA CA-UCLA MC			1	100%	1
COMMONWEALTH OF VIRGINIA DIVISION OF CONSOLIDATED LABORATORY SERVICES			1	100%	1
FLORIDA CLINICAL LABORATORY INC DBA			1	100%	1
MIL LAKE HEALTHCARE CENTER INC PEDIATRICS			1	100%	1
PAMC MICRO LAB			1	100%	1
LABTEST LLC LABTEST DIAGNOSTICS			1	100%	1
CLAYTON NURSING AND REHABILITATION		1			1
Walgreens #3661		1			1
Kroger 359 - The Little Clinic Bellevue		1			1
VERITAS GENETICS, INC.			1	100%	1
ARBOR DIAGNOSTICS, INC		1			1
HOSPICE OF MARION COUNTY INC			1	100%	1
BOLLES SCHOOL, THE			1	100%	1
VELOCITY URGENT CARE - REDMILL			1	100%	1

COVID-19: testing by laboratory

Data through Apr 13, 2021 verified as of Apr 14, 2021 at 09:25 AM

Data in this report are provisional and subject to change.

The numbers in the table below represent the number of Florida and non-Florida residents for whom test results were received by the Department of Health. A person can be tested by more than one laboratory and can have both positive and negative results. **Therefore, the sum of the numbers in each column will be larger than the total number of people tested.**

Reporting lab	Inconclusive	Negative	Positive	Percent positive	Total
WINTER HAVEN DIALYSIS		1			1
WALGREENS #15369		1			1
Kroger 698 - The Little Clinic 14th Street/Bell		1			1
REGIONAL MED CTR BAYONET POINT			1	100%	1
EXCEL URGENT CARE OF NJ			1	100%	1
GARNET HEALTH DOCTORS		1			1
WINDMOOR HEALTHCARE			1	100%	1
SOUTHWEST REGIONAL PCR LABORATORY			1	100%	1
COMMUNITY			1	100%	1
Heritage Inn Health and Rehabilitation		1			1
CATERPILLAR INC - MIAMI DISTRIBUTION CENTER			1	100%	1
SEVEN HILLS HEALTHCARE GROUP LLC DBA		1			1
Abernethy Laurels		1			1
PALMETTO PRIMARY CARE PHYSICIANS			1	100%	1
CHP COVID-19 (TX)			1	100%	1
FAMILY PRACTICE ASSOCIATES		1			1
ALAFAYA WOODS FAMILY MEDICAL CENTER		1			1
WINCHESTER URGENT CARE, PC		1			1
RAYMOND F CARON MD			1	100%	1
UMMC MIDTOWN CAMPUS			1	100%	1
KINGWOOD EMERGENCY HOSPITAL			1	100%	1
Dulles Health and Rehab Center		1			1
SHERIDAN VAMC		1			1
Kroger 618 - The Little Clinic Trail Creek Village		1			1
SC-GA2018 SIMPSONVILLE REHABILITATION		1			1
ACCURATE HEALTH SERVICES CORP			1	100%	1
MICROBIOLOGY DEPARTMENT			1	100%	1
CVS PHARMACY INC DBA CVS/PHARMACY # 10600		1			1
FASTMED - LAKEWAY			1	100%	1
ASHLEY PEDIATRICS DAY & NIGHT CLINIC			1	100%	1
PCR DIAGNOSTICS			1	100%	1
NORWALK HOSPITAL			1	100%	1
ORAL & FACIAL SURGERY			1	100%	1
PHOENIX MEDICAL CLINIC			1	100%	1
Kroger 57 - The Little Clinic Jay C Charlestown		1			1
GULFCOAST JEWISH FAMILY			1	100%	1
CARENOW URGENT CARE – SPRING			1	100%	1
PEDIATRIC SPECIALTY CLINIC COLLIER			1	100%	1
WW Chem Auto SS			1	100%	1
IZ MEDICAL		1			1
MEDICAL CENTER OF TRINITY - MOB		1			1
MEMORIAL MEDICAL CENTER			1	100%	1
SILVERMAN			1	100%	1
POMPANO BEACH ARTIFICIAL KIDNEY CENTER			1	100%	1
PRIMARY CARE CENTER OF LAKE CITY, THE			1	100%	1
RIVERSIDE COUNTY PUBLIC HEALTH LABORATORY			1	100%	1

COVID-19: testing by laboratory

Data through Apr 13, 2021 verified as of Apr 14, 2021 at 09:25 AM

Data in this report are provisional and subject to change.

The numbers in the table below represent the number of Florida and non-Florida residents for whom test results were received by the Department of Health. A person can be tested by more than one laboratory and can have both positive and negative results. **Therefore, the sum of the numbers in each column will be larger than the total number of people tested.**

Reporting lab	Inconclusive	Negative	Positive	Percent positive	Total
			1	100%	1
CARE CONNECTIONS AT HOME LLC			1	100%	1
THE BRENNITY AT TRADITION			1	100%	1
HYDE PARK MEDICAL CENTER		1			1
PACE UNIVERSITY HEALTH CARE		1			1
BAPTIST HEALTH SURGERY CENTER			1	100%	1
Court House Center		1			1
WINNIFRED ASSISTED LIVING FACILITY INC		1			1
MEDONE URGENT CARE			1	100%	1
HUDSON REGIONAL HOSPITAL			1	100%	1
MED-LAKE LABORATORY			1	100%	1
SOUTHERN FAMILY HEALTH			1	100%	1
SEMINOLE COUNTY CORRECTIONAL FACILITY			1	100%	1
QC LABORATORY			1	100%	1
HERNANDO COUNTY HEALTH DEPT			1	100%	1
Kroger - KR062000426			1	100%	1
Vi at Aventura		1			1
Kroger 447 - The Little Clinic Lebanon		1			1
KINGMAN REGIONAL MEDICAL CENTER			1	100%	1
Kroger 825 - The Little Clinic Dorothy Lane		1			1
BRANDON OUTREACH CLINIC			1	100%	1
PALMETTO BAY MEDICAL CENTER			1	100%	1
HEALTHPLUS			1	100%	1
LAKE WALES DIALYSIS CENTER			1	100%	1
UMASS MEMORIAL/MARLBORO HOSPITAL			1	100%	1
AUGUSTA HEALTH CLINICAL LABORATORY			1	100%	1
HOUSTON DEPARTMENT OF HEALTH AND HUMAN SERVICES			1	100%	1
Avera Sr. James Care Center		1			1
ELKTON TRANSITIONAL CARE CENTER		1			1
WEST COAST CLINICAL LABS INC			1	100%	1
HHCS PHARMACY INC			1	100%	1
COVE AT THE MARBELLA,THE			1	100%	1
Kroger 83 - The Little Clinic Rock Road		1			1
GATEWAY FAMILY HEALTH CLINIC			1	100%	1
SACRED HEART MEDICAL CENTER			1	100%	1
TIMPANOGOS REGIONAL HOSPITAL			1	100%	1
TANNER CLINIC			1	100%	1
MEDEXPRESS URGENT CARE - RUSSELLVILLE, W MAIN ST		1			1
CROWNPOINT HEALTHCARE FACILITY		1			1
SWIFTCARE URGENT CARE, PLLC			1	100%	1
BETHESDA ON TURKEY CREEK			1	100%	1
PATIENT FIRST - SICKLERVILLE		1			1
COLER REHABILITATION AND NURSING CARE		1			1
Chateau Dville Rehab & Retirement		1			1
Kroger 894 - The Little Clinic NEC		1			1
JUPITER MEDICAL CENTER INC			1	100%	1

COVID-19: testing by laboratory

Data through Apr 13, 2021 verified as of Apr 14, 2021 at 09:25 AM

Data in this report are provisional and subject to change.

The numbers in the table below represent the number of Florida and non-Florida residents for whom test results were received by the Department of Health. A person can be tested by more than one laboratory and can have both positive and negative results. **Therefore, the sum of the numbers in each column will be larger than the total number of people tested.**

Reporting lab	Inconclusive	Negative	Positive	Percent positive	Total
SC-GA2018 THE RIDGE REHABILITATION & H		1			1
ARIZONA STATE LABORATORY			1	100%	1
PALM BREEZE DIALYSIS			1	100%	1
ST MARY'S OF SAGINAW		1			1
Parkview Care Center			1	100%	1
ATRIA TAMARAC			1	100%	1
BERKSHIRE MEDICAL CENTER			1	100%	1
CAROLINA BAY HEALTHCARE CTR OF WILMING		1			1
METRO HEALTH HOSPITAL LABORATORY		1			1
NAVARRO MEDICAL CENTERS LLC			1	100%	1
VANAJA SUREDDI MD PA			1	100%	1
STUDENT HEALTH CENTER			1	100%	1
BAPTIST EMERGENCY HOSPITAL - KELLY			1	100%	1
PEACHEALTH LABORATORIES		1			1
WALGREENS #10308		1			1
TOMAH HEALTH			1	100%	1
BAYFRONT HEAL WOUND CARE AND HYPERBARIC CENTER			1	100%	1
Ash Flat Healthcare and Rehabilitation Center			1	100%	1
Alden North Shore			1	100%	1
ALDEN PHARMACY		1			1
GARDEN VIEW CARE CENTER		1			1
ORANGE PEDIATRICS PA			1	100%	1
SYCAMORE MEDICAL CENTER-KETTERING HEALTH NETWORK			1	100%	1
BOCA CIEGA CENTER			1	100%	1
ADDINGTON PLACE EAST LAKE		1			1
SAINT FRANCIS HOSPITAL			1	100%	1
EXPRESS WALK IN MEDICAL CENTER			1	100%	1
CENTRAL JERSEY URGENT CARE OF GREEN BR		1			1
KINGWOOD EMERGENCY CENTER			1	100%	1
HEALTH DIV OAK RIDGE NATL LABORATORY		1			1
ASCARATE DIALYSIS			1	100%	1
KIDSVILLE PEDIATRICS III PA			1	100%	1
INHEALTH LIFE SCIENCES LLC			1	100%	1
C V S / PHARMACY #4396		1			1
CVS NC6633POCT FAYETTEVILLE		1			1
Grays Harbor Health and Rehabilitation		1			1
PLEASANT RIDGE MANOR WEST		1			1
SALTZER URGENT CARE			1	100%	1
BLANCHARD VALLEY HOSPITAL LABORATORY			1	100%	1
BSA PHYSICIANS GROUP, INC D/B/A BSA FAMILY MEDICAL			1	100%	1
JACK M MATHENY II MD			1	100%	1
MID-FLORIDA CANCER CENTERS		1			1
Kingston Care Center of Fort Wayne		1			1
MEMORIALCARE LONG BEACH MEDICAL CENTER			1	100%	1
BISHOP KEARNEY		1			1
HEBER VALLEY HOSPITAL			1	100%	1

COVID-19: testing by laboratory

Data through Apr 13, 2021 verified as of Apr 14, 2021 at 09:25 AM

Data in this report are provisional and subject to change.

The numbers in the table below represent the number of Florida and non-Florida residents for whom test results were received by the Department of Health. A person can be tested by more than one laboratory and can have both positive and negative results. **Therefore, the sum of the numbers in each column will be larger than the total number of people tested.**

Reporting lab	Inconclusive	Negative	Positive	Percent positive	Total
ELKHART GENERAL HOSPITAL			1	100%	1
Greenhaven Health and Rehabilitation		1			1
Coos County Nursing Home		1			1
BETHESDA HOSPITAL			1	100%	1
SOUTHEAST MISSOURI HOSPITAL		1			1
ELMCROFT OF TIMBERLIN PARC			1	100%	1
NEXT LEVEL URGENT CARE (WOODLANDS)			1	100%	1
VIRGINIA UROLOGY		1			1
DIGNITY HEALTH GOHEALTH		1			1
BEST CARE COMMUNITY AND FAMILY HEALTH CENTER INC			1	100%	1
CAREMOUNT MEDICAL PC		1			1
SHP WESTCHESTER LLC		1			1
FAMILY MEDICAL CENTER		1			1
ST. MARY MEDICAL CENTER		1			1
APC HEALTH LLC			1	100%	1
OCEANVIEW NURSING AND REHABILITAION CENTER			1	100%	1
Ohman Family Living at Holly Assisted Living		1			1
WYOMING COUNTY DEPARTMENT OF HEALTH		1			1
EMERSON HOSPITAL LABORATORY			1	100%	1
Heritage Health of Peru			1	100%	1
NOVANT HEALTH PRINCE WILLIAM WELLNESS CENTER			1	100%	1
SUREPOINT URGENT CARE PADRE ISLAND			1	100%	1
LAKEWOOD RANCH MEDICAL GROUP LLC			1	100%	1
Kroger 970 - The Little Clinic Westfield			1	100%	1
CVS OH3306POCT AKRON		1			1
LAKESIDE MEDICAL CENTER		1			1
CARENOW URGENT CARE - ANTIOCH		1			1
WORKFORCE HEALTH DEPARTMENT			1	100%	1
WALGREENS_CHICAGO		1			1
LEHIGH PULMONARY ASSOCIATES			1	100%	1
BAPTIST HOSPITAL EAST			1	100%	1
Kroger 465 - The Little Clinic Oakley		1			1
MEDCOR AT ROYAL CARIBBEAN			1	100%	1
CVS TX4794POCT ARLINGTON		1			1
SUNCOAST BEHAVIORAL HEALTH CENTER			1	100%	1
TARRANT MEDICAL ASSOCIATES			1	100%	1
Ozark Health and Rehabilitation, LLC		1			1
Kroger - KR003500568			1	100%	1
MD NOW URGENT CARE			1	100%	1
PEDIATRIC ASSOCIATES - DORAL			1	100%	1
Remarkable Healthcare Dallas			1	100%	1
CENTRAL ALABAMA HEALTH CARE SYSTEM			1	100%	1
SPINE & PAIN CONSULTANT PLLC		1			1
AMERICAN MEDICAL RESPONSE - FARMER BRA		1			1
LANGLEY DIALYSIS			1	100%	1
AESTHETIC PHYSICIANS PC			1	100%	1

COVID-19: testing by laboratory

Data through Apr 13, 2021 verified as of Apr 14, 2021 at 09:25 AM

Data in this report are provisional and subject to change.

The numbers in the table below represent the number of Florida and non-Florida residents for whom test results were received by the Department of Health. A person can be tested by more than one laboratory and can have both positive and negative results. **Therefore, the sum of the numbers in each column will be larger than the total number of people tested.**

Reporting lab	Inconclusive	Negative	Positive	Percent positive	Total
Eden Meadows		1			1
DEL PRADO MEDICAL CENTER, INC		1			1
SANFORD HOME		1			1
AMERICAN FAMILY CARE URGENT CARE		1			1
MEDICAL LIFE-INC GUIDEWELL EMERGENCY MEDICINE			1	100%	1
The Evangelical Lutheran Good Samaritan Society Prescott Village		1			1
MAYO CLINICAL LABORATORIES		1			1
RICHMOND MEDICAL CENTER FOR WOMEN		1			1
NORTHEAST REGIONAL MEDICAL CENTER			1	100%	1
UNIVERSITY OF IOWA HOSPITALS & CLINICS			1	100%	1
Alden Lincoln Park			1	100%	1
THE MEDICAL CENTER AT BOWLING GREEN			1	100%	1
LAKELAND MEDICAL CENTER			1	100%	1
LOGAN COUNTY HOSPITAL			1	100%	1
NEMOURS CHILDRENS PRIMARY CARE CLERMONT			1	100%	1
ALIMETRIX INC		1			1
CPL INC/BSSC PATHOLOGY		1			1
Pelican Health Norfolk			1	100%	1
Erie VAMC		1			1
AVERA MEDICAL GROUP			1	100%	1
STVHCS - Dental Outpatient Clinic		1			1
Alaska Domiciliary Care for Homeless Veterans		1			1
ASHLEY PEDIATRICS DAY AND NIGHT CLINIC			1	100%	1
Avista Nursing and Rehab			1	100%	1
EMORY DECATUR HOSPITAL - EMORY MEDICAL		1			1
CVS / PHARMACY #10794			1	100%	1
THE MEDICAL CENTER			1	100%	1
INTERMOUNTAIN HEALTHCARE LABORATORY SERVICES			1	100%	1
EAST LANSING OPCO		1			1
MARTINSVILLE HEALTH AND REHAB			1	100%	1
BRUNSWICK HEALTH AND REHABILITATION CE		1			1
LAKE MARY OPTUM FLORIDA			1	100%	1
Springdale Village		1			1
CVS NE8626POCT LINCOLN		1			1
Kroger 670 - The Little Clinic Dawson Forest Rd & Hwy 19		1			1
GENESIS HEALTH SYSTEM			1	100%	1
FIVE STAR PREMIER RESIDENCES OF POMPANO BEACH			1	100%	1
Willowbrooke Court at Normandy Farms Estates		1			1
HERITAGE CARE AND REHABILITATION CENTE		1			1
Kroger 016 - The Little Clinic Centennial		1			1
Kingston of Miamisburg		1			1
OAK HAVEN REHAB AND NURSING CENTER			1	100%	1
MCLEOD MEMORIAL HOSPITAL CLARENDON			1	100%	1
SPEARE MEMORIAL HOSPITAL			1	100%	1
MAYO CLINIC OUTPATIENT DIALYSIS CENTER			1	100%	1
Kroger 97 - The Little Clinic Hutchinson		1			1

COVID-19: testing by laboratory

Data through Apr 13, 2021 verified as of Apr 14, 2021 at 09:25 AM

Data in this report are provisional and subject to change.

The numbers in the table below represent the number of Florida and non-Florida residents for whom test results were received by the Department of Health. A person can be tested by more than one laboratory and can have both positive and negative results. **Therefore, the sum of the numbers in each column will be larger than the total number of people tested.**

Reporting lab	Inconclusive	Negative	Positive	Percent positive	Total
Salem Hills Rehabilitation and Nursing Center		1			1
2504-HOMEWOOD		1			1
COLONIAL HEALTH CARE		1			1
YOUTH HEALTH CENTER OF HUNTINGTON		1			1
St. Anne Home		1			1
CLERMONT HEALTH DEPARTMENT			1	100%	1
WINDERMERE PEDIATRICS			1	100%	1
ARTESIAN HOME		1			1
WESTCOAST FAMILY PRACTICE		1			1
FRONT PORCH PEDIATRICS PLLC			1	100%	1
Alexandria Place		1			1
UNIVERSITY OF VERMONT MEDICAL CENTER			1	100%	1
RENOWN REGIONAL MEDICAL CENTER			1	100%	1
LABTECH DIAGNOSTICS			1	100%	1
CHI ST ALEXIUS TRANSITIONAL CARE UNIT		1			1
MORNINGSIDE NURSING AND REHABILITATION		1			1
CENTRAL CAROLINA HOSPITAL			1	100%	1
Summit Medical Group Morristown Oncology		1			1
CONVENIENT MEDICAL AND HEALTH SERVICES			1	100%	1
OHIO VALLEY MANOR NURSING &		1			1
CURA LABORATORY SERVICES			1	100%	1
HARBOR OAKS GOLDEN YEARS			1	100%	1
MERCY – NORTH IOWA			1	100%	1
BEVERLY ADVANCED PRACTICE NURSING		1			1
WEST FLORIDA MEDICAL CENTER CLINIC			1	100%	1
FRESENIUS MEDICAL CARE TRADTION			1	100%	1
DAVENPORT DIALYSIS CENTER		1			1
Courtenay Springs Village			1	100%	1
Dexter Health Care		1			1
HEALTH CARE SERVICES LC			1	100%	1
Manor Care Health Services- Wilmington			1	100%	1
LRGHEALTHCARE		1			1
NEW HORIZON PRIMARY CARE LLC			1	100%	1
OMNI HEALTHCARE URGENT CARE			1	100%	1
5 STAR HOME HEALTH SERVICES INC		1			1
Aspire Physical Recovery Center at Cahaba River		1			1
MT CARMEL NURSING HOME		1			1
Good Samaritan Society - Albion		1			1
MARYLAND DEPARTMENT OF HEALTH AND MENTAL HYGIENE			1	100%	1
BMC/NASSAU			1	100%	1
ELDERWOOD AT WAVERLY		1			1
PREMISEHEALTH		1			1
WELLMED AT LONGWOOD			1	100%	1
ABINGTON MEMORIAL HOSPITAL			1	100%	1
NATION'S BEST CARE HOME HEALTH			1	100%	1
UT HEALTH RIO GRANDE VALLEY PRIMARY CARE AT			1	100%	1

COVID-19: testing by laboratory

Data through Apr 13, 2021 verified as of Apr 14, 2021 at 09:25 AM

Data in this report are provisional and subject to change.

The numbers in the table below represent the number of Florida and non-Florida residents for whom test results were received by the Department of Health. A person can be tested by more than one laboratory and can have both positive and negative results. **Therefore, the sum of the numbers in each column will be larger than the total number of people tested.**

Reporting lab	Inconclusive	Negative	Positive	Percent positive	Total
MISSOURI DEPT. OF HEALTH			1	100%	1
AURORA HEALTH CARE METRO INC			1	100%	1
DAYTONA BEACH DIALYSIS			1	100%	1
BLESSINGS MEDICAL CLINIC, THE			1	100%	1
ACCOMPLISHED HOME CARE		1			1
NEW SMYRNA BEACH AMBULATORY CARE CTR			1	100%	1
CARBON HEALTH			1	100%	1
PRIME CARE FAMILY MEDICINE			1	100%	1
Crowne Place Assisted Living		1			1
DOCTORS CARE – GREER		1			1
PREMIER HEALTH CARE INC			1	100%	1
MY URGENT CARE CLINIC			1	100%	1
ORMOND PEDIATRICS PA			1	100%	1
FAMILY MEDICAL CENTRE			1	100%	1
NHC Chattanooga			1	100%	1
WMC HEALTH GROUP INC			1	100%	1
GULF COAST VILLAGE HOME HEALTH INC			1	100%	1
DR Q PEDIATRICS			1	100%	1
Sherwood Oaks Health Center			1	100%	1
PHYSICIANS ASSOCIATES			1	100%	1
DOCTORS HEARING			1	100%	1
RIVIERA BEACH HEALTH CENTER LAB			1	100%	1
RAPID CITY REGIONAL HOSPITAL -579 ATTN. LABORATORY		1			1
Kroger 569 - The Little Clinic Gallatin		1			1
DONALSONVILLE HOSPITAL			1	100%	1
JP MORGAN CHASE HEALTH SERVICES			1	100%	1
WALK IN FAMILY MEDICINE CENTER			1	100%	1
TARRYTOWN PHARMACY			1	100%	1
WELLSTAR SPALDING REGIONAL MEDICAL CENTER		1			1
PALACE CARE AND REHAB		1			1
ST. PETERSBURG PEDIATRICS-SEMINOLE			1	100%	1
MOUNTAINVIEW URGENT CARE VALLEY		1			1
ASSOCIATES MD MEDICAL GROUP INC			1	100%	1
BNJ		1			1
WEST VIRGINIA LABORATORIES			1	100%	1
Isle Health and Rehabilitation Center			1	100%	1
LEELANAU OPCO, LLC		1			1
THE CHRIST HOSPITAL			1	100%	1
GOOD SAMARITAN SOCIETY-FOREST CITY		1			1
CVS MO8595POCT RAYMORE		1			1
BLOOD SYSTEMS LABORATORIES			1	100%	1
SOUTHERN SPRINGS HEALTH CARE		1			1
KIDS CARE PEDIATRICS			1	100%	1
Carrollton Manor Inc		1			1
CENTRAL FLORIDA HEALTH CARE, INC			1	100%	1
Harris Hill Nursing Facility		1			1

COVID-19: testing by laboratory

Data through Apr 13, 2021 verified as of Apr 14, 2021 at 09:25 AM

Data in this report are provisional and subject to change.

The numbers in the table below represent the number of Florida and non-Florida residents for whom test results were received by the Department of Health. A person can be tested by more than one laboratory and can have both positive and negative results. **Therefore, the sum of the numbers in each column will be larger than the total number of people tested.**

Reporting lab	Inconclusive	Negative	Positive	Percent positive	Total
Pinnacle Assisted Living			1	100%	1
FRESENIUS SOUTH FORT MYERS		1			1
SYNERGY DIALYSIS INC			1	100%	1
AAA MEDICAL TESTING			1	100%	1
WILSON FAMILY MEDICINE LLC		1			1
CHILDREN'S NATIONAL MEDICAL CENTER			1	100%	1
Big River Nursing and Rehab		1			1
OCCUPATIONAL HEALTH CENTER		1			1
UFHEALTH			1	100%	1
DR BAWA AND ASSOCIATES			1	100%	1
Kroger 518 - The Little Clinic Hermitage		1			1
PRIMEX CLINICAL LABORATORIES INC			1	100%	1
SOLDIERS' HOME OF HOLYOKE		1			1
ADVANCED LABORATORY SERVICES			1	100%	1
MEDICAL ARTS LABORATORY			1	100%	1
ALBANNA PEDIATRICS CENTER			1	100%	1
BRISTOL CHILDRENS CLINIC			1	100%	1
Fox Subacute at Warrington		1			1
Urgent Care 24/7 Orlando LLC			1	100%	1
BAPTIST MINOR MEDICAL CENTER			1	100%	1
MOUNT SINAI COMPREHENSIVE CANCER CENTER			1	100%	1
MEDEXPRESS URGENT CARE -HOWELL US HWY		1			1
SOUTHEASTERN PATHOLOGY ASSOCIATES			1	100%	1
LOWER KEYS COMMUNITY HEALTH CENTER			1	100%	1
SOUTH COUNTY MEDICAL CENTER			1	100%	1
Chateau Girardeau			1	100%	1
LAKE LURE HEALTH CENTER			1	100%	1
HEALTHCARE FOR THE HOMELESS			1	100%	1
PIEDMONT QUICKCARE		1			1
ODYSSEY HEALTH CARE OF MARION COUNTY LLC		1			1
INFECTION CONTROL DEPT			1	100%	1
Oakland Nursing and Rehabilitation Center		1			1
CLEMENT MANOR HEALTH CENTER		1			1
PRIMARY AND URGENT CARE			1	100%	1
JUPITER MEDICAL GROUP			1	100%	1
CSL PLASMA LAB			1	100%	1
Kroger 968 - The Little Clinic Colerain Township		1			1
Belvoir Woods Health Care Center at The Fairfax		1			1
Douglas County Health Center		1			1
SOUTHWEST VIRGINIA COMMUNITY HEALTH SYSTEMS			1	100%	1
KNAPP MEDICAL GROUP			1	100%	1
Moab Regional Hospital			1	100%	1
UNIVERSAL DIAGNOSTICS LABORATORIES			1	100%	1
MEDEXPRESS URGENT CARE - LINKHORNE		1			1
CVS AZ10529POCT SCOTTSDALE		1			1
DEVLIN MANOR NURSING AND REHABILITATION		1			1

COVID-19: testing by laboratory

Data through Apr 13, 2021 verified as of Apr 14, 2021 at 09:25 AM

Data in this report are provisional and subject to change.

The numbers in the table below represent the number of Florida and non-Florida residents for whom test results were received by the Department of Health. A person can be tested by more than one laboratory and can have both positive and negative results. **Therefore, the sum of the numbers in each column will be larger than the total number of people tested.**

Reporting lab	Inconclusive	Negative	Positive	Percent positive	Total
SUSAN F WILLIAMS MD PA			1	100%	1
DR JAMES D FORBES FAMILY CARE CENTER			1	100%	1
Grangeville Health and Rehab		1			1
WALGREENS #01398			1	100%	1
ST GERARD'S COMMUNITY OF CARE		1			1
MCCALLIE SCHOOL-STUDENT HEALTH CENTER		1			1
PHOEBE HOME INC		1			1
CARENOW MURFREESBORO MEDICAL CENTER PK		1			1
STERLING HOUSE OF PORT ORANGE		1			1
HEALTHCARE PARTNERS FAMILY MEDICINE LLC			1	100%	1
UNC HOSPITALS			1	100%	1
ST VINCENTS OUTPATIENT IMAGING		1			1
MARTIN LUTHER KING RENAL INSTITUTE			1	100%	1
UNLIMITED MEDICAL SERVICES OF FL PL DBA		1			1
VA COMMUNITY BASED CLINIC - LAKE CITY			1	100%	1
Valley Center (WV)			1	100%	1
GRAND VIEW HOSPITAL			1	100%	1
PRIMARY CARE & PEDIATRICS - SHEPHERSTOWN		1			1
DOCTORS AFTER HOURS URGENT CARE CENTER			1	100%	1
MCH PHYSICIANS GROUP			1	100%	1
MARY WASHINGTON HOSPITAL HOME HEALTH AGENCY	1				1
Smg/North Jersey Hematology & Oncology		1			1
PATHOLOGYT & LAB MEDICINE SERVICES			1	100%	1
ALPHA CLINICAL LABORATORY CORP.			1	100%	1
TRUMAN MEDICAL CENTER - HOSPITAL HILL			1	100%	1
Elderwood at Lancaster		1			1
MEDCOR CORPORATE CLINIC			1	100%	1
NORTH MIAMI BEACH SURGICAL CENTER			1	100%	1
Kroger 909 - The Little Clinic Hamilton			1	100%	1
STANDIFER PLACE		1			1
PHYSICIANS OF CENTRAL FLORIDA			1	100%	1
TCPA CLINICAL LABORATORIES			1	100%	1
CONCORDIA MANOR			1	100%	1
ADVENT HEALTH MEDICAL GROUP MULTISPECIALTY			1	100%	1
MEDICAL UNIVERSITY OF SOUTH CAROLINA			1	100%	1
SIGNATURE CARE MEMORIAL CITY			1	100%	1
OCALA RKC EAST HEMO #1			1	100%	1
FAMILY MEDICAL CARE OF MOUNT DORA INC			1	100%	1
CARE ADVANTAGE			1	100%	1
APPLECARE URGENT CARE			1	100%	1
STONESPRINGS HOSPITAL CENTER			1	100%	1
PALM COAST DRAW STATION/AMERICAN HEALTH ASSOCIATES		1			1
Medilodge of Kalamazoo		1			1
CARING PROFESSIONAL HEALTH CARE LLC		1			1
Villages of St.Peters		1			1
LABONE		1			1

COVID-19: testing by laboratory

Data through Apr 13, 2021 verified as of Apr 14, 2021 at 09:25 AM

Data in this report are provisional and subject to change.

The numbers in the table below represent the number of Florida and non-Florida residents for whom test results were received by the Department of Health. A person can be tested by more than one laboratory and can have both positive and negative results. **Therefore, the sum of the numbers in each column will be larger than the total number of people tested.**

Reporting lab	Inconclusive	Negative	Positive	Percent positive	Total
AUTUMN HOUSE			1	100%	1
HOME AIDE SVC OF EASTERN NY INC D/B/A		1			1
PEDIATRIC PARTNERS OF ZEPHYRHILLS PA			1	100%	1
PIEDMONT NEWTON HOSPITAL		1			1
SENCARE MANAGEMENT		1			1
JOHN D. ARCHBOLD MEMORIAL HOSPITAL			1	100%	1
EASTSIDE URGENT CARE			1	100%	1
CVS CT692POCT NORTH HAVEN		1			1
UF HEALTH FAMILY MEDICINE-GOODBYS CREEK			1	100%	1
WASHINGTON CENTER FOR REHABILITATION A		1			1
PATHOLOGY		1			1
Brown Memorial Home		1			1
COSTAMED GRUPO MEDICO			1	100%	1
BLACK SHEEP MEDICAL			1	100%	1
NICKLAUS CHILDREN'S DORAL OUTPATIENT CENTER			1	100%	1
KID FIXERS		1			1
SOMA MEDICAL CENTER PA #2			1	100%	1
HEALTH ALLIANCE			1	100%	1
Lutheran Community at Telford		1			1
BRADENTON DIALYSIS			1	100%	1
LANTANA HC LAB			1	100%	1
LABWORKS LLC			1	100%	1
SANDPIPER CLUSTER		1			1
CONCENTRA - LEESBURG		1			1
CATHEDRAL GERONTOLOGY CENTER DBA CATHEDRAL CARES			1	100%	1
SANFORD LABORATORY BISMARCK			1	100%	1
VETERANS AFFAIRS MEDICAL CENTER - EAST ORANGE			1	100%	1
CENTRAL TX URGENT CARE			1	100%	1
ADAMS COUNTY HEALTH DEPARTMENT			1	100%	1
NORTH RIVER FAMILY HEALTH CENTER			1	100%	1
JOSHUA E CHESIR MD		1			1
LCMC LAB SUBSECTION		1			1
MIAMI-DADE COUNTY HEALTH DEPT.		1			1
Glen Haven Health and Rehabilitation LLC		1			1
PUBLIX PHARMACY # 1236			1	100%	1
Wexner Heritage House			1	100%	1
MEMORIAL HOSPITAL - BELLEVILLE			1	100%	1
BIOMAT USA INC			1	100%	1
Mayfair Village Nursing Care Center		1			1
CVS AZ4795POCT MESA		1			1
Kroger - KRO70300083			1	100%	1
ADVENTHEALTH MEDICAL GROUP PEDIATRICS DIABETES &			1	100%	1
WELLMED AT LINEBAUGH AVE			1	100%	1
RESIDENCES AT MIAMI / REIGN GARDENS LLC, THE			1	100%	1
MORGAN STANELY HEALTH CENTER		1			1
Wayne County Nursing Home		1			1

COVID-19: testing by laboratory

Data through Apr 13, 2021 verified as of Apr 14, 2021 at 09:25 AM

Data in this report are provisional and subject to change.

The numbers in the table below represent the number of Florida and non-Florida residents for whom test results were received by the Department of Health. A person can be tested by more than one laboratory and can have both positive and negative results. **Therefore, the sum of the numbers in each column will be larger than the total number of people tested.**

Reporting lab	Inconclusive	Negative	Positive	Percent positive	Total
Hearthstone Nursing and Rehabilitation Center		1			1
KATHY L ANDERSON DO PA			1	100%	1
AFTER HOURS CARE OF AMERICUS INCORPORA			1	100%	1
SHRIVERS PHARMACY AND WELLNESS CENTER			1	100%	1
STEWART MEDICAL GROUP INC			1	100%	1
WALGREEN#12147		1			1
PROVIDENCE ST PETER HOSPITAL		1			1
MEDEXPRESS NORTHSIDE			1	100%	1
Kroger 367 - The Little Clinic Walton		1			1
Integrity Healthcare of Carbondale			1	100%	1
CHRISTUS GOOD SHEPHERD MEDICAL CENTER			1	100%	1
AMERICA'S ER SITE 002 LLC			1	100%	1
MANCHESTER COMMONS		1			1
Walgreens #19461		1			1
NORTH BREVARD CHILDRENS MEDICAL CENTER			1	100%	1
ST. LUKE'S HOSPITAL			1	100%	1
MEDICAL ASSOCIATES OF PINELLAS - LAB			1	100%	1
MADISON AT OVIEDO			1	100%	1
WESTEX URGENT CARE, PLLC			1	100%	1
WELLSTAR PAULDING HOSPITAL		1			1
WELLMED AT BAY AREA		1			1
BLOOMINGDALE MEDICAL ASSOC			1	100%	1
APPLECARE URGENT CARE KINGSLAND			1	100%	1
SC-GA2018 MCCORMICK REHAB & HEALTHCARE		1			1
Miller Health Care Center			1	100%	1
AML DIAGNOSTICS- ADV TESTING IN METABOLIC MEDICINE			1	100%	1
PROGRESSIVE MEDICAL LAB LLC			1	100%	1
CAH ACQUISITION COMPANY 11 LLC			1	100%	1
CLEVELAND CLINIC OUTPATIENT LABORATORY			1	100%	1
A.G. Rhodes		1			1
WEST FLORIDA MEDICAL ASSOCIATES PA			1	100%	1
US PUBLIC HEALTH SERVICE HOSPITAL			1	100%	1
SOUTHEASTERN HEALTH FACILITES, INC		1			1
WAYNE MEMORIAL HOSPITAL		1			1
Kroger 705 - The Little Clinic Richmond		1			1
MEA PRIMARY CARE PLUS BYRAM			1	100%	1
SOUTHWEST ORLANDO FAMILY MEDICINE, PL			1	100%	1
PATEL MINESH		1			1
RYE BEACH PHARMACY INC		1			1
THE EMORY CLINIC			1	100%	1
FLORIDA DEPARTMENT OF HEALTH PALM BEACH COUNTY			1	100%	1
WALKIN MEDICAL URGENT CARE,NEW CITY			1	100%	1
Walgreens #12153		1			1
CVS IL7142POCT LOCKPORT		1			1
Heartland of Pittsburgh PA, LLC		1			1
TAYLOR COUNTY HEALTH DEPARTMENT			1	100%	1

COVID-19: testing by laboratory

Data through Apr 13, 2021 verified as of Apr 14, 2021 at 09:25 AM

Data in this report are provisional and subject to change.

The numbers in the table below represent the number of Florida and non-Florida residents for whom test results were received by the Department of Health. A person can be tested by more than one laboratory and can have both positive and negative results. **Therefore, the sum of the numbers in each column will be larger than the total number of people tested.**

Reporting lab	Inconclusive	Negative	Positive	Percent positive	Total
COURTLAND TERRACE		1			1
SLIDELL MEMORIAL HOSPITAL			1	100%	1
Kroger - KR070600172		1			1
SHAMRA MEDICAL LABORATORY			1	100%	1
WATERVIEW HILLS REHABILITATION AND NUR		1			1
SUSAN F. WILLIAMS M.D., P.A.			1	100%	1
PINNACLE PAIN CENTER PS DBA LYNX HEALTHCARE		1			1
MOBILE INFIRMARY MEDICAL CENTER			1	100%	1
VALLEY VISTA CARE CENTER		1			1
SKY RIDGE MEDICAL CENTER - MICRO			1	100%	1
LEGACY SPECIALTY PHARMACY CORP			1	100%	1
FIU HEALTH CARE CENTER			1	100%	1
Fulton County Medical Center Long Term Care			1	100%	1
MED CHOICE CENTER OF NORTH MIAMI			1	100%	1
HEARTLAND REGIONAL MEDICAL CENTER		1			1
1ST CHOICE URGENT CARE CENTER LLC			1	100%	1
Towne Manor West		1			1
PM PEDIATRICS OF BAYSIDE, PLLC		1			1
BARRINGTON TERRACE NAPLES			1	100%	1
MARYLAND DEPARTMENT OF HEALTH AND MENTAL HYGIENE-LABORATORIES			1	100%	1
DAUGHTERS OF SARAH NURSING CENTER		1			1
Newton Wellesley Center for Alzheimer's Care		1			1
Kroger 541 - The Little Clinic Long Hollow Pike		1			1
NORTHSIDE FAMILY MEDICINE		1			1
Walgreens #9620		1			1
FAST TEST NOW		1			1
CFS WELLNESS AND MED SPA LLC			1	100%	1
BGB SUMMIT MEDICAL GROUP		1			1
ICARE		1			1
Brattleboro Crossings LLC dba Pine Heights at Brattleboro		1			1
OAKVIEW INC		1			1
MED FIRST IMMEDIATE CARE AND FAMILY PRACTICE			1	100%	1
Kroger 433 - The Little Clinic Atoka		1			1
ROCKLEDGE HEALTH & REHABILITATION CENTER			1	100%	1
MOUNT SINAI MEDICAL CENTER OF FLORIDA INC			1	100%	1
INTEGRATED GENETICS SEQUENOM		1			1
St. Anthonys Nursing and Rehab			1	100%	1
BOYKIN		1			1
VIRGINIA CVS PHARMACY, LLC DBA CVS/PHARMACY #1884		1			1
Crowne Health Care of Thomasville		1			1
FRESENIUS KIDNEY CARE OCALA			1	100%	1
NORTH SHORE HEMATOLOGY-ONCOLOGY ASSOCIATES		1			1
INTERNAL MEDICINE EMILIA MURRAY MD PA		1			1
CONVENIENT URGENT CARE			1	100%	1
BIOMERIEUX			1	100%	1
CLINICAL RESEARCH OF WEST FLORIDA		1			1

COVID-19: testing by laboratory

Data through Apr 13, 2021 verified as of Apr 14, 2021 at 09:25 AM

Data in this report are provisional and subject to change.

The numbers in the table below represent the number of Florida and non-Florida residents for whom test results were received by the Department of Health. A person can be tested by more than one laboratory and can have both positive and negative results. **Therefore, the sum of the numbers in each column will be larger than the total number of people tested.**

Reporting lab	Inconclusive	Negative	Positive	Percent positive	Total
NORTH CAROLINA STATE LABORATORY OF PUBLIC HEALTH, SPECTRUM LAB NETWORK			1	100%	1
HALIFAX HEALTH PRIMARY CARE ORMOND			1	100%	1
GOLDING-GRANADO MEDICAL ASSOCIATES		1			1
CLARKSVILLE HEALTH SYSTEM			1	100%	1
MINUTE CLINIC DIAGNOSTICS OF IN, LLC #6252		1			1
WASHINGTONVILLE PHARMACY INC		1			1
LEE MEMORIAL HOSPITAL OUTPATIENT SURGERY CENTER			1	100%	1
MED BAR LLC		1			1
FAMILY MEDICAL CENTERS			1	100%	1
Kroger 532 - The Little Clinic Murfreesboro		1			1
AVERA ST. MARY'S HOSPITAL			1	100%	1
MERITUS MEDICAL CENTER			1	100%	1
AURORA MEDICAL CENTER-KENOSHA			1	100%	1
MISSOURI DEPARTMENT OF HEALTH AND SENIOR SERVICES - STATE PH LAB		1			1
XSTREMEMD			1	100%	1
PHYSICIANS IMMEDIATE CARE			1	100%	1
SACRED HEART HOSPITAL NURSING			1	100%	1
QLABS			1	100%	1
WALGREENS #10854		1			1
BAY AREA HOSPITAL LAB & HST		1			1
LUMICO LIFE INSURANCE COMPANY		1			1
LIBERTY COMMONS NURSING AND REHABILITA		1			1
FLORIDA HOSPITAL TRANSPLANT CENTER		1			1
UNIVERSITY OF TOLEDO MEDICAL CENTER			1	100%	1
SPHERE DX			1	100%	1
RIDGE OPTUM FLORIDA			1	100%	1
PALM BEACH COUNTY SHERIFF OFFICE			1	100%	1
TREASURE COAST MEDICAL CONCIERGE LLC			1	100%	1
LINK PHARMACY LLC		1			1
AMERICAN FAMILY CARE - SMYRNA			1	100%	1
Canandaigua VAMC		1			1
Advanced Rehabilitation of Vernon		1			1
CVS CT2210POCT RIVERSIDE		1			1
ORCHARD PARK HEALTH CARE AND REHABILITATION CENTER		1			1
UNIVERSITY PLACE NURSING CENTER		1			1
PENNY PEDIATRICS		1			1
ADVENTHEALTH MEDICAL GROUP SENIOR HEALTH AT			1	100%	1
Piedmont Crossing		1			1
The Pines at Poughkeepsie Center for Nursing and Rehabilitation		1			1
ASUNCION HOME HEALTH CARE CORP			1	100%	1
THE READING HOSPITAL AND MEDICAL CENTER			1	100%	1
CELEBRATION FAMILY PHYSICIANS LLC			1	100%	1
DIAGNOSTIC GROUP INTEGRATED HEALTHCARE			1	100%	1
PEDIATRIC ASSOCIATES OF ORLANDO			1	100%	1
HILLSBORO MEDICAL CENTER MAIN LABORATO		1			1
BAYCARE OUTREACH LAB AT NEW TAMPA			1	100%	1

COVID-19: testing by laboratory

Data through Apr 13, 2021 verified as of Apr 14, 2021 at 09:25 AM

Data in this report are provisional and subject to change.

The numbers in the table below represent the number of Florida and non-Florida residents for whom test results were received by the Department of Health. A person can be tested by more than one laboratory and can have both positive and negative results. **Therefore, the sum of the numbers in each column will be larger than the total number of people tested.**

Reporting lab	Inconclusive	Negative	Positive	Percent positive	Total
VIVIAN SIMMONS FAMILY PRACTICE			1	100%	1
CULVER CITY URGENT CARE			1	100%	1
CARDIOLOGY AND FITNESS MEDICINE		1			1
BOULDER COMMUNITY HOSPITAL			1	100%	1
ORMC-ARDEN/EOI			1	100%	1
Kroger 629 - The Little Clinic Cartersville, GA Hwy 41		1			1
CARESOUTH HHA HOLDINGS OF THE TREASURE COAST LLC			1	100%	1
PASTEUR MEDICAL CENTER LLC		1			1
HEALTHCARE NETWORK			1	100%	1
UNIVERISTY HOSPITAL			1	100%	1
ST. MICHAEL'S ELITE HOSPITAL			1	100%	1
PINEBROOK CARE AND REHABILITATION CENTER☐			1	100%	1
GULF BREEZE TREATMENT CENTER, LLC			1	100%	1
TMH PHYSICIAN PARTNERS WAKULLA			1	100%	1
TITUSVILLE CENTER FOR SURGICAL EXCELLENCE LLC		1			1
Excel Care Center			1	100%	1
SOUTHEASTERN INTEGRATED MEDICAL PL			1	100%	1
Kroger 63 - The Little Clinic Glassford Hill Rd		1			1
NORTHEAST GEORGIA HEALTH SYSTEM			1	100%	1
INDIGO PALMS			1	100%	1
TAMPA FAMILY HEALTH CENTER		1			1
CENTRAL FLORIDA ADULT MEDICINE		1			1
DIXIE COUNTY JAIL			1	100%	1
MEDPOST URGENT CARE - CIBOLO			1	100%	1
FLORIDA SOUTHERN COLLEGE			1	100%	1
JET MEDICAL CENTER			1	100%	1
RAAZI CLINICAL LABORATORY LLC			1	100%	1
PINEVILLE PHARMACY			1	100%	1
ABSOLUTE CAREGIVERS HOME HEALTH AGENCY INC			1	100%	1
TMH PHYSICIAN PARTNERS			1	100%	1
PEACE HEALTH FAMILY MEDICINE AT 87TH AVE		1			1
PARK LANE NURSING HOME		1			1
ADVANTA LABS, LLC		1			1
NORTHEAST TEXAS DIALYSIS		1			1
Cornerstone at the Ranch		1			1
FLORIDA FAMILY LABORATORY		1			1
SOUTHWOOD NURSING & RETIREMENT CENTER		1			1
NYU LANGONE AMBULATORY CARE LAKE SUCCE		1			1
PowerBack Piscataway Center		1			1
NAVAL BRANCH HEALTH CLINIC			1	100%	1
BOCA MEDICAL CARE			1	100%	1
WEST FLORIDA MEDICAL ASSOCIATES			1	100%	1
STATE OF ALASKA			1	100%	1
Kroger 481 - The Little Clinic Houston Levee		1			1
Kroger 923 - The Little Clinic Centerville		1			1
SOUTHWOOD HEALTHCARE CENTER		1			1

COVID-19: testing by laboratory

Data through Apr 13, 2021 verified as of Apr 14, 2021 at 09:25 AM

Data in this report are provisional and subject to change.

The numbers in the table below represent the number of Florida and non-Florida residents for whom test results were received by the Department of Health. A person can be tested by more than one laboratory and can have both positive and negative results. **Therefore, the sum of the numbers in each column will be larger than the total number of people tested.**

Reporting lab	Inconclusive	Negative	Positive	Percent positive	Total
CLINICAL TRIALS OF TAMPA LLC		1			1
LSU MEDICAL CENTER			1	100%	1
COUNTY OF HAMILTON			1	100%	1
BOCA RATON PHYSICIANS PA			1	100%	1
GARDENS AT MAPLEWOOD			1	100%	1
Holly Hill Healthcare Center			1	100%	1
PELICAN STATE OUTPATIENT CENTER			1	100%	1
JOHNSON MEDICAL SERVICES			1	100%	1
TMH CANCER CENTER LABORATORY			1	100%	1
EAST FL CORE LAB			1	100%	1
Arbor Springs Health and Rehab		1			1
Sky View Rehabilitation and Health Care Center		1			1
FREDERICK AVENUE GROUP HOME		1			1
BEAUMONT URGENT CARE		1			1
Mountain View Manor			1	100%	1
THE GROVE HEALTH AND REHAB			1	100%	1
DECATUR MORGAN HOSPITAL - DECATUR GENE		1			1
NANCY M WORTHINGTON MD PA			1	100%	1
MED TECH CLINICAL LABORATORY		1			1
WALGREENS #11572		1			1
ASHLEY PEDICATRICS DAY AND NIGHT CLINIC			1	100%	1
WINCHESTER HOSPITAL			1	100%	1
NEW YORK PRESBYTERIAN HOSPITAL			1	100%	1
NEVADA RURAL HOUSING AUTHORITY			1	100%	1
SUMMIT COUNTY PUBLIC HEALTH DEPARTMENT			1	100%	1
MISSION HOSPITAL – MEMORIAL CAMPUS			1	100%	1
OASIS FAMILY RESORT IN THE SPRINGS LLC		1			1
Pontotoc Health and Rehab		1			1
ORANGETOWN PEDIATRICS ASSOCIATES		1			1
PHOEBE PRIMARY CARE CAMILLA			1	100%	1
TRADITIONAL MEDICINE CENTER			1	100%	1
WVU MEDICINE AT SUNCREST TOWNE CENTRE			1	100%	1
RIVERSIDE REGIONAL MED CENTER			1	100%	1
BROOKDALE WEST PALM BEACH			1	100%	1
Good Samaritan Society - Mountian Lake		1			1
LEHIGH REGIONAL WOUND CENTER			1	100%	1
ST. JOHN HOSPITAL & MEDICAL CENTER			1	100%	1
LAKE MARY DIALYSIS			1	100%	1
HILTON HEAD HOSPITAL/INPATIENT			1	100%	1
KIOSK MEDICINE OF KENTUCKY LLC		1			1
CVS NV9586POCT RENO		1			1
MANOR CARE OF DELRAY BEACH FL LLC		1			1
CONNECTICUT CVS PHARMACY, LLC		1			1
CAMBRIDGE HEALTH ALLIANCE			1	100%	1
GIFFORD MEMORIAL HOSPITAL		1			1
CYPRESS VILLAGE REHAB CENTER		1			1

COVID-19: testing by laboratory

Data through Apr 13, 2021 verified as of Apr 14, 2021 at 09:25 AM

Data in this report are provisional and subject to change.

The numbers in the table below represent the number of Florida and non-Florida residents for whom test results were received by the Department of Health. A person can be tested by more than one laboratory and can have both positive and negative results. **Therefore, the sum of the numbers in each column will be larger than the total number of people tested.**

Reporting lab	Inconclusive	Negative	Positive	Percent positive	Total
CVS NE5863POCT OMAHA		1			1
UNIVERSITY OF BALTIMORE WASHINGTON MEDICAL CENTER			1	100%	1
CVS AZ9273POCT TUCSON			1	100%	1
BAPTIST HEALTH ASI			1	100%	1
NHC Sequatchie		1			1
PARRISH MEDICAL GROUP			1	100%	1
ESOTERIC LAB			1	100%	1
DIRECT PRIMARY CARE OF BURLESON			1	100%	1
UNIVERSITY OF NORTH CAROLINA HOSPITALS			1	100%	1
REEVES COUNTY HOSPITAL DISTRICT			1	100%	1
CVS IN6536POCT KOKOMO		1			1
CHATEAU TERREBONNE HEALTH CARE		1			1
THOMAS HOSPITAL			1	100%	1
C V S / PHARMACY #833		1			1
Terrace Glen Village		1			1
Fairhope		1			1
UNIVERSITY OF WASHINGTON DEPT OF LAB MEDICINE			1	100%	1
MERCYONE DES MOINES MEDICAL CENTER			1	100%	1
Waddell Nursing & Rehab Center		1			1
MODERN URGENT CARE			1	100%	1
NORTH FLORIDA CHILD DEVELOPMENT, INC			1	100%	1
TFH HOME HEALTH INC			1	100%	1
GRANITE FALLS LTC, LLC		1			1
LabCorp L#09258295 M#09258285			1	100%	1
NEMOURS CHILDREN'S PRIMARY CARE			1	100%	1
SARHA DOCTORS CENTER			1	100%	1
Kroger 523 - The Little Clinic Dickson			1	100%	1
HARDEE COUNTY FIRE RESCUE		1			1
MEMORIAL HERMANN SOUTHWEST HOSPITAL			1	100%	1
Biopharmaceutics Laboratory Section		1			1
Walgreens #5914		1			1
MOSAIC MEDICAL CENTER MARYVILLE			1	100%	1
Walgreens #3049		1			1
Wrightsville Manor Health and Rehab		1			1
ANDREWS INSTITUTE AMBULATORY SURGERY CENTER		1			1
Crowne Health Care of Eufaula		1			1
EXPRESS CARE OF OCALA			1	100%	1
ABRAZO WEST CAMPUS			1	100%	1
PREMIUM HOME HEALTH CARE INC			1	100%	1
VA ST LOUIS HEALTH CARE SYSTEM			1	100%	1
Lemont Nursing and Rehab Center			1	100%	1
Rehab Select of Talladega		1			1
ROSE HAVEN NURSING CENTER		1			1
MORSELIFE HOME CARE INC			1	100%	1
Community Care Center of Heritage House, LLC			1	100%	1
SUNCOAST RESEARCH GROUP LLC			1	100%	1

COVID-19: testing by laboratory

Data through Apr 13, 2021 verified as of Apr 14, 2021 at 09:25 AM

Data in this report are provisional and subject to change.

The numbers in the table below represent the number of Florida and non-Florida residents for whom test results were received by the Department of Health. A person can be tested by more than one laboratory and can have both positive and negative results. **Therefore, the sum of the numbers in each column will be larger than the total number of people tested.**

Reporting lab	Inconclusive	Negative	Positive	Percent positive	Total
SKYRIDGE CLINICAL ASSOCIATES		1			1
MISSISSIPPI VALLEY REGIONAL BLOOD CENTER			1	100%	1
SEGAL INSTITUTE FOR CLINICAL RESEARCH INC			1	100%	1
FLORIDA MEDICAL CLINIC PA GI			1	100%	1
LIBERTY URGENT CARE			1	100%	1
DILELLA			1	100%	1
SIPERSTEIN DERMATOLOGY LLC			1	100%	1
CONTINENTAL HOME HEALTH CARE INC			1	100%	1
DORAL KIDNEY CENTER			1	100%	1
ARLINGTON ADULT RESIDENTIAL FACILITY, INC			1	100%	1
Lakeland Nursing and Rehabilitation Center LLC		1			1
MINNESOTA HERITAGE HOUSE		1			1
Kroger 395 - The Little Clinic Blanchester		1			1
PATIENT FIRST - GARRISONVILLE			1	100%	1
WESTON COUNTY HEALTH SERVICES			1	100%	1
LAKE REGIONAL HEALTH			1	100%	1
The Carrington		1			1
Willow Ridge Center		1			1
MYCLINIC, INC			1	100%	1
WVU MEDICINE - WESTON			1	100%	1
NCH HEALTHCARE CREEKSIDE ENDOSCOPY			1	100%	1
COSTCO PHARMACY #1023			1	100%	1
NULEASE MEDICAL SOLUTIONS			1	100%	1
WASHINGTON SOLDIERS HOME AND COLONY		1			1
Garden Villa Bedford		1			1
YOUR HEALTH PEDIATRICS INC			1	100%	1
Country View of Sunbury			1	100%	1
PEDIATRIC ASSOCIATES OF JULINGTON CREEK			1	100%	1
ONPOINT URGENT CARE			1	100%	1
KISSIMMEE HOME TRAINING		1			1
Kroger 350 - The Little Clinic New Cut Road		1			1
ARKANSAS PUBLIC HEALTH LABORATORY		1			1
NEMOURS CHILDREN'S PRIMARY CARE, ST CLOUD			1	100%	1
RIVERVIEW HOSPITAL D/B/A UNIVERSITY		1			1
ISLANDS ASSISTED LIVING FACILITY,THE			1	100%	1
UPMC NORTHWEST HOSPITAL			1	100%	1
CVS KS8601POCT OVERLAND PARK			1	100%	1
GEORGETOWN URGENT CARE			1	100%	1
ADVOCATE GOOD SAMARITAN			1	100%	1
ADVENTHEALTH IMAGING WINTERGARDEN		1			1
UT HEALTH RGV CLINICAL LABORATORY			1	100%	1
DUKE UNIVERSITY MEDICAL CENTER			1	100%	1
SIGNATURE HEALTHCARE OF BUCKHEAD		1			1
MOSOLF PEDIATRICS PA			1	100%	1
HALE KUPUNA HERITAGE HOME		1			1
MIAMI VASCULAR SURGERY			1	100%	1

COVID-19: testing by laboratory

Data through Apr 13, 2021 verified as of Apr 14, 2021 at 09:25 AM

Data in this report are provisional and subject to change.

The numbers in the table below represent the number of Florida and non-Florida residents for whom test results were received by the Department of Health. A person can be tested by more than one laboratory and can have both positive and negative results. **Therefore, the sum of the numbers in each column will be larger than the total number of people tested.**

Reporting lab	Inconclusive	Negative	Positive	Percent positive	Total
Kroger 805 - The Little Clinic Lewis Center		1			1
KROGER 785 - THE LITTLE CLINIC DIXIE HWY		1			1
INTERMOUNTAIN HEALTHCARE CENTRAL LABORATORY			1	100%	1
GENESEE COUNTY HEALTH DEPARTMENT		1			1
MID FLORIDA COMMUNITY SERVICES			1	100%	1
REELFOOT FAMILY WALK-IN CLINIC		1			1
WEST PENSACOLA DIALYSIS CENTER			1	100%	1
DIVERSICARE OF BIG SPRINGS		1			1
FIRSTCARE MEDICAL CENTER			1	100%	1
PHYSICIAN ASSOCIATES, LLC			1	100%	1
MEDCARE QUALITY MEDICAL CENTER LLC			1	100%	1
LAREDO CARE CLINIC NORTH		1			1
COLLINS NURSING HOME		1			1
URGENT 202 COX CREEK PKWY		1			1
PATIENT FIRST-GENERAL BOOTH			1	100%	1
C A R E S		1			1
Portsmouth Health and Rehab			1	100%	1
MEDHELP			1	100%	1
Kroger 699 - The Little Clinic Smyrna		1			1
BAPTIST HEALTH PRIMARY CARE AT DORAL			1	100%	1
CONSOLIDATED			1	100%	1
bishop rehabilitation and nursing center		1			1
PM PEDIATRICS PC			1	100%	1
PANCARE HEALTH - CARR ELEM & MIDDLE SCHOOL			1	100%	1
LOUIS A JOHNSON VAMC		1			1
MARTIN ARMY COMMUNITY HOSPITAL			1	100%	1
Kroger 717 - The Little Clinic Dolphin Drive			1	100%	1
HARDEN DIALYSIS		1			1
ST JOHNS EPISCOPAL HOSPITAL SOUTH SHORE		1			1
BEACHSIDE DETOX		1			1
White River Health Care Center		1			1
EUGENE T FINAN, MD			1	100%	1
PULMONARY MEDICINE		1			1
Vista Park			1	100%	1
FORT MYERS NORTH DIALYSIS		1			1
THE CLINIC ON SIXTH			1	100%	1
MEDSTAR HEALTH URGENT CARE			1	100%	1
NOORANI MEDICAL CENTER LLC			1	100%	1
Juniper Village at Bucks County		1			1
CSI LABORATORIES FLORIDA			1	100%	1
SUMMER PLACE NURSING & REHABILITATION		1			1
Senatobia Healthcare & Rehab		1			1
INDIANA STATE DEPARTMENT OF HEALTH CLINIC MICROBIOLOGY		1			1
BOCA RATON REGIONAL HOSPITAL		1			1
NEMOURS CHILDREN HOSPITAL			1	100%	1
TENNOVA ER - SANGO			1	100%	1

COVID-19: testing by laboratory

Data through Apr 13, 2021 verified as of Apr 14, 2021 at 09:25 AM

Data in this report are provisional and subject to change.

The numbers in the table below represent the number of Florida and non-Florida residents for whom test results were received by the Department of Health. A person can be tested by more than one laboratory and can have both positive and negative results. **Therefore, the sum of the numbers in each column will be larger than the total number of people tested.**

Reporting lab	Inconclusive	Negative	Positive	Percent positive	Total
RIO GRANDE REGIONAL HOSPITAL FAMILY PRACTICE CLINC			1	100%	1
SCHUYLER HOSPITAL		1			1
BRITTNEY WHELIHAN IRWIN ARNP LLC			1	100%	1
WMC HEALTH GROUP OF KISSIMMEE LLC			1	100%	1
BAPTIST MEDICAL PLAZA AT WESTCHESTER			1	100%	1
Long Beach Care Center			1	100%	1
SPECTRUM LABORATORY			1	100%	1
ST JUDE CARE CENTER		1			1
Casa Real Center		1			1
EAGLE COUNTY HEALTH AND HUMAN SERVICES			1	100%	1
Livingston County Center for Nursing and Rehabilitation		1			1
Chateau Living Center			1	100%	1
CARENOW-MONTGOMERY			1	100%	1
WEST BOYNTON DIALYSIS			1	100%	1
MEMORIAL HEALTH UNIVERSITY MEDICAL		1			1
THE TOLEDO HOSPITAL			1	100%	1
SIGNATURE CARE COLLEGE STATION			1	100%	1
STAMFORD HOSPITAL			1	100%	1
MEDEXPRESS URGENT CARE - LINDEN		1			1
HEART HOSPITAL OF LAFAYETTE: EMERGENCY ROOM			1	100%	1
FAIRVIEW HOSPITAL			1	100%	1
PALMETTO CHARTER SCHOOL☐		1			1
LABORATORY SERVICES SGHS - CAMDEN		1			1
Kroger 519 - The Little Clinic Staples Mill Road		1			1
FOUNDCARE HEALTH			1	100%	1
TAMPA GENERAL MEDICAL GROUP LABORATORY HEALTHPARK			1	100%	1
Piqua Manor		1			1
MARQUETTE GENERAL HOSPITAL			1	100%	1
CVS AZ7855POCT TUCSON		1			1
ManorCare Yeadon		1			1
MEDLABS OF FLORIDA LLC D/B/A MEDLABS DIAGNOSTICS		1			1
BROWARD MEDICAL LAB			1	100%	1
JOSEPH REINA PHARMACY INC DBA JRX PHAR		1			1
Walgreens #17445		1			1
CVS AZ3749POCT GOODYEAR		1			1
CHIPLEY DIALYSIS			1	100%	1
STANLY REGIONAL MEDICAL CENTER			1	100%	1
Brio of Johnston		1			1
CORNERSTONE OF RECOVERY INC		1			1
MARINA DEL REY HOSPITAL LAB			1	100%	1
CRYSTAL RIVER FIRE DEPARTMENT			1	100%	1
CAREATC - PALM HARBOR			1	100%	1
NORTHEAST BAPTIST HOSPITAL			1	100%	1
Walgreens #10851		1			1
MEDEXPRESS URGENT CARE - WAYNESBURG		1			1
PULSE MEDICAL DOCTOTS LLC			1	100%	1

COVID-19: testing by laboratory

Data through Apr 13, 2021 verified as of Apr 14, 2021 at 09:25 AM

Data in this report are provisional and subject to change.

The numbers in the table below represent the number of Florida and non-Florida residents for whom test results were received by the Department of Health. A person can be tested by more than one laboratory and can have both positive and negative results. **Therefore, the sum of the numbers in each column will be larger than the total number of people tested.**

Reporting lab	Inconclusive	Negative	Positive	Percent positive	Total
KNOX COMMUNITY HOSPITAL			1	100%	1
MEDEX CLINIC LLC			1	100%	1
CVS NE8615POCT LINCOLN		1			1
WALGREENS #12624		1			1
ADVENTHEALTH DURAND			1	100%	1
CENTRAL TX MEDICAL CENTER - LAB			1	100%	1
YOUR GOOD HEALTH MEDICAL GROUP PA			1	100%	1
GARDENS PEDIATRICS LAB			1	100%	1
FORT MYERS DIALYSIS		1			1
Life Care Center of Auburn		1			1
MERCY GENERAL HOSPITAL			1	100%	1
REHABILITATION CENTER OF ALBUQUERQUE		1			1
RUBY MEMORIAL HOSP. LAB			1	100%	1
OXLEY PARK HEALTH & REHAB		1			1
BAYLOR SCOTT & WHITE ALL SAINTS MEDICAL CENTER FT			1	100%	1
LIFESPAN HEALTH - SELMER		1			1
OPTUM OF HIALEAH		1			1
AMD			1	100%	1
HARTFORD HEALTH CARE & REHABILITATION			1	100%	1
NLAC SUMMERBIO			1	100%	1
REDMOND URGENT CARE			1	100%	1
MEDEXPRESS URGENT CARE, EDWARDSVILLE		1			1
UNIVERSITY OF MIAMI PRIMARY CARE SITE UMHC 3039			1	100%	1
CVS MI22230CV WAYNE COUNTY COMMUNITY COLLEGE			1	100%	1
MANHATTAN COLLEGE HEALTH SERVICES		1			1
SPRING VALLEY HOSPITAL MEDICAL CENTER			1	100%	1
MEDSTAR URGENT CARE, LLC			1	100%	1
St Mary's d'Youville Pavilion		1			1
ATLANTIS VISION CENTER			1	100%	1
NHC PLACE AT COOL SPRINGS		1			1
CYPRESS CREEK OUTPATIENT SURGICAL CTR, LLC			1	100%	1
HARDIN MEMORIAL HOSPITAL - HEARTLAND PATHOLOGY CONSULTANTS			1	100%	1
Kroger 126 - The Little Clinic Cottonwood		1			1
QUEST INC			1	100%	1
Kroger 682 - The Little Clinic New Holland Market			1	100%	1
SSC NASHVILLE OPERATING CO LLC D/B/A		1			1
STAYING HEALTHY MEDICAL SERVICES			1	100%	1
GEORGE WASHINGTON UNIVERSITY HOSPITAL			1	100%	1
AUSTIN URGENT CARE			1	100%	1
CHILDREN'S MEMORIAL HOSPITAL			1	100%	1
SUNSHINE URGENT CARE			1	100%	1
ALLEGANY COUNTY DEPARTMENT OF HEALTH		1			1
PHOEBE SUMTER MEDICAL CENTER LABORATORY		1			1
The Center at Centennial			1	100%	1
AURORA CONSOLIDATED LABORATORY			1	100%	1
NORTHWEST FLORIDA SPECIALTY PHYSICIANS LLC		1			1

COVID-19: testing by laboratory

Data through Apr 13, 2021 verified as of Apr 14, 2021 at 09:25 AM

Data in this report are provisional and subject to change.

The numbers in the table below represent the number of Florida and non-Florida residents for whom test results were received by the Department of Health. A person can be tested by more than one laboratory and can have both positive and negative results. **Therefore, the sum of the numbers in each column will be larger than the total number of people tested.**

Reporting lab	Inconclusive	Negative	Positive	Percent positive	Total
Hillside Manor Rehabilitation and Extended Care Center		1			1
PACIFICA CARE PLLC			1	100%	1
LOUIS STOKES CLEVELAND VA MEDICAL CENTER			1	100%	1
PINNACLE DIALYSIS		1			1
ELATION HEALTH		1			1
FLAGLER CARE CENTER			1	100%	1
WARREN GENERAL HOSPITAL			1	100%	1
LEXINGTON HOSPITAL CORPORATION			1	100%	1
WINTER PARK MEMORIAL HOSPITAL LABORATORY		1			1
FLORIDA HEART AND VASCULAR MULTISPECIALTY GROUP PA			1	100%	1
Advanced Health Care of St. George		1			1
Lakeview Care Center			1	100%	1
Avantara Lake Norden		1			1
Brynwood Health & Rehabilitation Center			1	100%	1
CONWAY - SHERWOOD URGENT CARE			1	100%	1
Imperial Healthcare Centre			1	100%	1
SHAH			1	100%	1
HOSPITAL SISTERS HEALTH SYSTEM (HSHS)			1	100%	1
ALL CARE URGENT CARE			1	100%	1
Chatsworth Health Care		1			1
Walgreens #10988		1			1
SANCHEZ CAZAU MEDICAL GROUP			1	100%	1
Dugan Memorial Home		1			1
TITAN GENOMICS, LLC			1	100%	1
LAKE VISTA DIALYSIS			1	100%	1
Pinnacle Health and Rehab at South Portland		1			1
LABORATORIO MEDICO CENTRAL CONDOMINO MD			1	100%	1
FAMILY & INTERNAL MEDICINE CENTER		1			1
B2 URGENT CARE			1	100%	1
LOVELACE WOMEN'S HOSPITAL		1			1
CONCIERGE INTERNAL MEDICINE ASSOCIATES			1	100%	1
HEALTH PLUS SUNRISE MEDICAL OFFICE			1	100%	1
FHPG INTERNAL MEDICINE OF BRANDON			1	100%	1
HOLYCROSS URGENT CARE AND IMAGING CENTER		1			1
SANTA MONICA FERTILITY			1	100%	1
RIVIERA BEACH INTEGRATED CARE INC			1	100%	1
WATERS EDGE ELEMENTARY SCHOOL			1	100%	1
LAURELS OF ATHENS, THE		1			1
The Jordan Center		1			1
PUBLIX PHARMACY #1387		1			1
NAVICENT HEALTH OCONEE, LLC		1			1
SOUTH SEMINOLE HOSPITAL POCT			1	100%	1
BAPTIST ASI			1	100%	1
Kroger 531 - The Little Clinic Waterville		1			1
PINELLAS POINT NURSING AND REHAB CENTER			1	100%	1
Birmingham Nursing & Rehab Center		1			1

COVID-19: testing by laboratory

Data through Apr 13, 2021 verified as of Apr 14, 2021 at 09:25 AM

Data in this report are provisional and subject to change.

The numbers in the table below represent the number of Florida and non-Florida residents for whom test results were received by the Department of Health. A person can be tested by more than one laboratory and can have both positive and negative results. **Therefore, the sum of the numbers in each column will be larger than the total number of people tested.**

Reporting lab	Inconclusive	Negative	Positive	Percent positive	Total
BALLAD HEALTH MEDICAL ASSOCIATES URGENT CARE			1	100%	1
INDIAN RIVER CLINICAL LABORATORY, INC.		1			1
UF HEALTH - WILDLIGHT			1	100%	1
Accordius Health at Harrisonburg		1			1
FLORIDA STATE UNIVERSITY HEALTH SERVICES			1	100%	1
LOPEZ		1			1
LOURDES URGENT CARE			1	100%	1
CHATEAU MADELEINE - SENIOR LIVING & MEMORY CARE			1	100%	1
EXPRESS LAB LIVINGSTON			1	100%	1
BETHESDA HEALTH PHYSICIANS GROUP		1			1
BRIDGEWAY CENTER INC			1	100%	1
DESERT ROSE FL LLC		1			1
LADY LAKE FAMILY MEDICINE			1	100%	1
SPARTA HEALTH & REHAB		1			1
PASTEUR MEDICAL HIALEAH GARDEN LLC			1	100%	1
PEDIATRIC URGENT CARE CENTR OF FORT WORTH-LA GRAN			1	100%	1
GENESIS HOME HEALTH CARE SERVICES OF			1	100%	1
PEDIATRIC ASSOCIATES - MIAMI LAKES		1			1
BRUSHY CREEK FAMILY HOSPITAL			1	100%	1
UNITED HEALTHCARE			1	100%	1
RESTORE MEDICAL PARTNERS PLLC			1	100%	1
HAVASU REGIONAL MEDICAL CENTER			1	100%	1
PERFECT HEALTH URGENT CARE AND MEDICAL		1			1
Quince Nursing and Rehabilitation Center		1			1
Kroger 929 - The Little Clinic Corryville		1			1
LONG ISLAND MINIMALLY INVASIVE SURGERY		1			1
VIP FAMILY PRACTICE			1	100%	1
BIODORON LABORATORIES			1	100%	1
FINLAY MEDICAL RESEARCH CORP			1	100%	1
VA West Los Angeles Medical Center		1			1
ST FRANCIS COLLEGE WELLNESS CENTER		1			1
INLET CONCIERGE MEDICINE			1	100%	1
AHUJA MEDICAL CENTER			1	100%	1
CARESPOT - MIAMI GARDENS			1	100%	1
MISSION REGIONAL MEDICAL CENTER			1	100%	1
EDWARD HOSPITAL			1	100%	1
MEDEXPRESS URGENT CARE - PATRICK STREE			1	100%	1
MEDEXPRESS URGENT CARE, MILLCREEK		1			1
LADY OF THE SEA HOSPITAL LAB			1	100%	1
HEARTLAND PEDIATRIC ASSOCIATES			1	100%	1
NORDX			1	100%	1
WEST FLORIDA HOSPITAL LABORATORY			1	100%	1
PARK AVENUE MEDICAL PROFESSIONALS PC		1			1
LACKAWANNA HEALTH AND REHAB CENTER		1			1
OHIOHEALTH URGENT CARE			1	100%	1
SUNRISE/QUAY COUNTY HEALTH CLINIC		1			1

COVID-19: testing by laboratory

Data through Apr 13, 2021 verified as of Apr 14, 2021 at 09:25 AM

Data in this report are provisional and subject to change.

The numbers in the table below represent the number of Florida and non-Florida residents for whom test results were received by the Department of Health. A person can be tested by more than one laboratory and can have both positive and negative results. **Therefore, the sum of the numbers in each column will be larger than the total number of people tested.**

Reporting lab	Inconclusive	Negative	Positive	Percent positive	Total
APS-SUMMIT CARE PHARMACY, LLC DBA OMNICARE		1			1
WRIGHT PATTERSON AFB MEDICAL CENTER			1	100%	1
PRIMARY & URGENT CARE CENTERS			1	100%	1
APOLLOMDX LLC			1	100%	1
FIRST CARE OF GAINESVILLE			1	100%	1
Perham Living			1	100%	1
FLORIDA DEPARTMENT OF HEALTH IN CITRUS COUNTY		1			1
UHS BINGHAMTON GENERAL			1	100%	1
Regency Square			1	100%	1
PRIME HEALTHCARE SERVICES		1			1
BAM INC		1			1
Total	**101,388**	**18,826,834**	**2,766,151**	**13%**	**21,694,373**