

# COVID-19: summary of cases and monitoring

Data through Apr 12, 2021 verified as of Apr 13, 2021 at 09:25 AM

Data in this report are provisional and subject to change.

Cases: people with positive PCR or antigen test result	
Total cases	2,134,914
Florida residents	2,094,670
Non-Florida residents	40,244
Type of testing	
Florida residents	2,094,670
Positive by BPHL/CDC	75,933
Positive by commercial/hospital lab	2,018,737
PCR positive	1,681,280
Antigen positive	413,390
Non-Florida residents	40,244
Positive by BPHL/CDC	943
Positive by commercial/hospital lab	39,301
PCR positive	27,381
Antigen positive	12,863
Characteristics	
Florida residents hospitalized	87,287
Florida resident deaths	34,120
Non-Florida resident deaths	664
Hospitalized counts include anyone who was hospitalized at some point during their illness. It does not reflect the number of people currently hospitalized.	
More information on deaths identified through death certificate data is available on the National Center for Health Statistics website at <a href="http://www.cdc.gov/nchs/nvss/vsrr/COVID19/index.htm">www.cdc.gov/nchs/nvss/vsrr/COVID19/index.htm</a> .	

Cases: people with positive PCR or antigen test result	
Risk factors for Florida residents	
Traveled	16,785
Contact with a known case	827,919
Traveled and contact with a known case	22,968
Neither	1,226,998
No travel and no contact	249,715
Travel is unknown	699,064
Contact is unknown	463,725
Contact is pending	446,180
Travel can be unknown and contact can be unknown or pending for the same case, these numbers will sum to more than the "neither" total.	

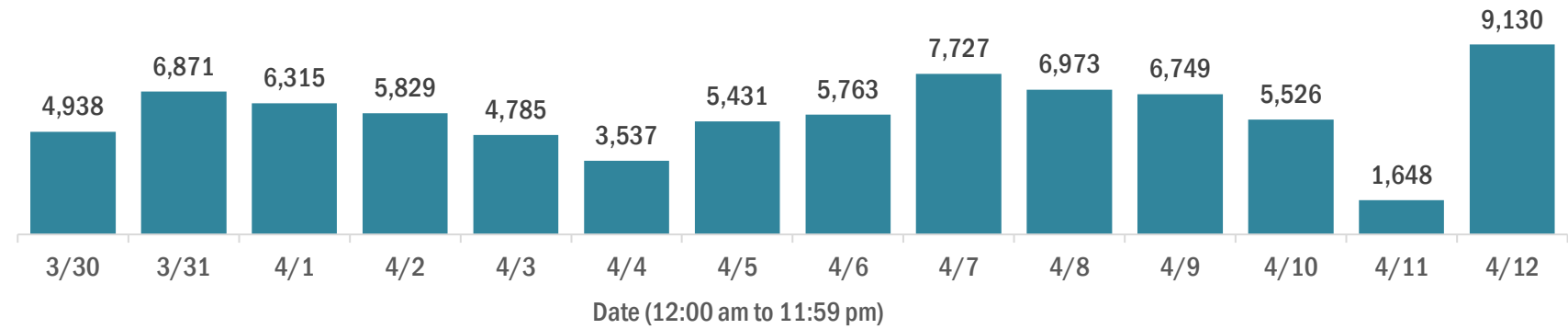
# COVID-19: summary of laboratory testing

Data through Apr 12, 2021 verified as of Apr 13, 2021 at 09:25 AM

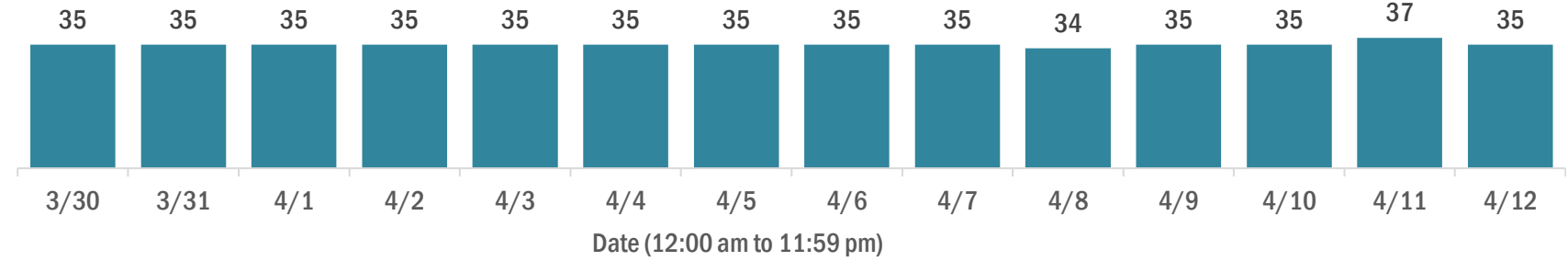
Data in this report are provisional and subject to change.

## Cases in Florida residents per day for the past 2 weeks

Number of cases per day



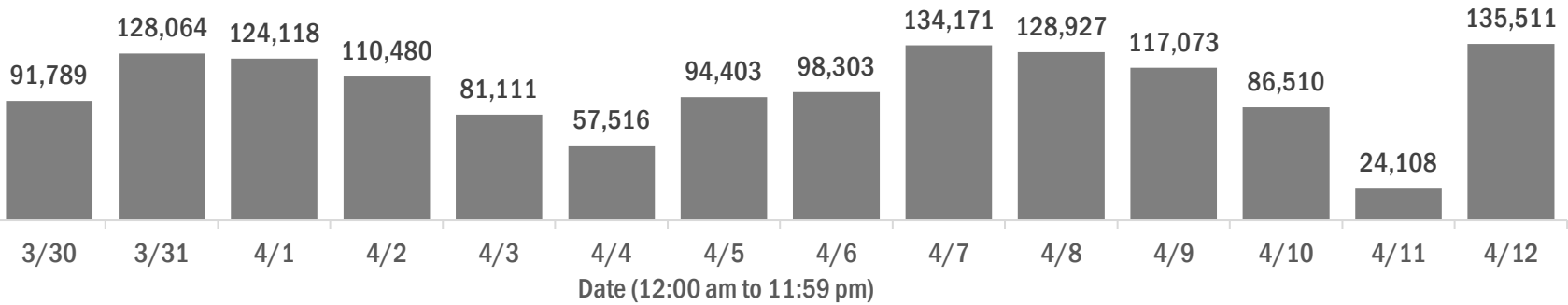
Median age of cases by day



## Laboratory testing for Florida residents over the past 2 weeks

Number of Florida residents tested per day

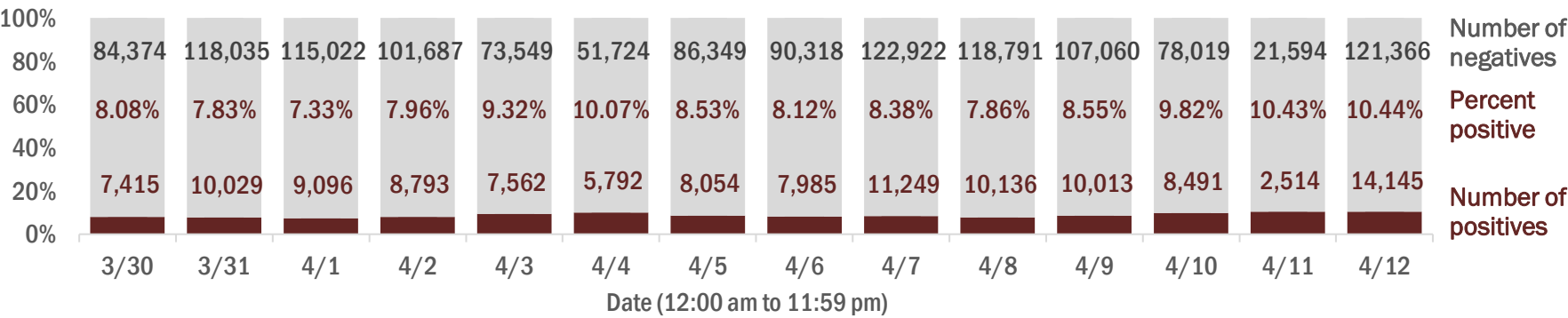
These counts include the number of people for whom the Department received PCR or antigen laboratory results by day. People tested on multiple days will be included for each day a new result was received. A person is only counted once for each day they are tested, regardless of whether multiple specimens are tested or multiple results are received.



Number and percent of Florida residents with positive test results

The percent of positive results ranged from 7.33% to 10.44% over the past 2 weeks and was 10.44% yesterday.

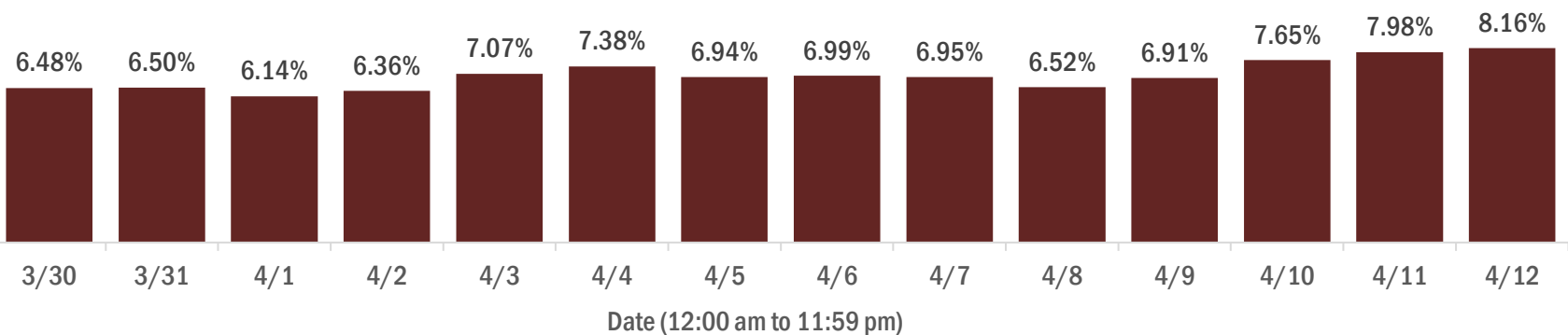
These counts include the number of people for whom the Department received PCR or antigen laboratory results by day. People tested on multiple days will be included for each day a new result was received. A person is only counted once for each day they are tested, regardless of whether multiple specimens are tested or multiple results are received. If a person has a positive specimen and a negative specimen in the same day, only the positive result is counted.



Percent positivity for new cases in Florida residents

The percent of positive results ranged from 6.14% to 8.16% over the past 2 weeks and was 8.16% yesterday.

This percent is the number of people who test PCR- or antigen-positive for the first time divided by all the people tested that day, excluding people who have previously tested positive.



# COVID-19: characteristics of 2,094,670 Florida resident cases

Data through Apr 12, 2021 verified as of Apr 13, 2021 at 09:25 AM

Data in this report are provisional and subject to change.

Age group	Cases		Hospitalizations		Deaths	
0-4 years	43,275	2%	585	1%	1	0%
5-14 years	134,904	6%	579	1%	5	0%
15-24 years	325,422	16%	2,183	3%	45	0%
25-34 years	366,219	17%	4,264	5%	188	1%
35-44 years	325,840	16%	6,397	7%	530	2%
45-54 years	318,766	15%	9,905	11%	1,325	4%
55-64 years	274,819	13%	14,921	17%	3,721	11%
65-74 years	168,169	8%	18,194	21%	7,243	21%
75-84 years	92,637	4%	18,142	21%	10,368	30%
85+ years	43,299	2%	12,109	14%	10,694	31%
Unknown	1,320	0%	8	0%	0	0%
Total	2,094,670		87,287		34,120	

Gender	Cases	
Female	1,094,834	52%
Male	983,129	47%
Unknown	16,707	1%
Total	2,094,670	

Ethnicity	Cases		Hospitalizations		Deaths	
Hispanic	676,214	32%	22,222	25%	7,984	23%
Non-Hispanic	1,018,817	49%	61,010	70%	23,930	70%
Unknown	399,639	19%	4,055	5%	2,206	6%
Total	2,094,670		87,287		34,120	

Race and ethnicity	Cases		Hospitalizations		Deaths	
White	1,189,451	57%	57,253	66%	25,041	73%
Hispanic	451,098	22%	15,917	18%	6,404	19%
Non-Hispanic	651,407	31%	39,653	45%	17,523	51%
Unknown	86,946	4%	1,683	2%	1,114	3%
Black	275,576	13%	18,112	21%	5,454	16%
Hispanic	16,358	1%	774	1%	227	1%
Non-Hispanic	237,499	11%	16,975	19%	5,043	15%
Unknown	21,719	1%	363	0%	184	1%
Other race	322,155	15%	9,591	11%	2,666	8%
Hispanic	161,727	8%	5,049	6%	1,184	3%
Non-Hispanic	110,379	5%	4,106	5%	1,257	4%
Unknown	50,049	2%	436	0%	225	1%
Unknown race	307,488	15%	2,331	3%	959	3%
Hispanic	47,031	2%	482	1%	169	0%
Non-Hispanic	19,532	1%	276	0%	107	0%
Unknown	240,925	12%	1,573	2%	683	2%
Total	2,094,670		87,287		34,120	

**Hospitalization** counts include anyone who was hospitalized at some point during their illness. It does not reflect the number of people currently hospitalized. **Other race** includes any person with a race of American Indian/Alaskan native, Asian, native Hawaiian/Pacific Islander, or other.

# COVID-19: deaths in Florida residents and staff of long-term care facilities

Data through Apr 12, 2021 verified as of Apr 13, 2021 at 09:25 AM

Data in this report are provisional and subject to change.

For current cases in residents or staff of long-term care facilities, please visit: <https://floridahealthcovid19.gov/>

County	Deaths		County	Deaths		County	Deaths	
Palm Beach	1062	<div></div> 10%	Okaloosa	163	<div></div> 1%	Madison	20	<div></div> 0%
Dade	1007	<div></div> 9%	Hernando	158	<div></div> 1%	Calhoun	18	<div></div> 0%
Pinellas	891	<div></div> 8%	Osceola	142	<div></div> 1%	Gulf	17	<div></div> 0%
Broward	668	<div></div> 6%	Charlotte	134	<div></div> 1%	Flagler	16	<div></div> 0%
Hillsborough	572	<div></div> 5%	Clay	120	<div></div> 1%	Wakulla	16	<div></div> 0%
Duval	434	<div></div> 4%	Indian River	118	<div></div> 1%	Bradford	14	<div></div> 0%
Polk	428	<div></div> 4%	Leon	99	<div></div> 1%	Washington	13	<div></div> 0%
Brevard	401	<div></div> 4%	Bay	89	<div></div> 1%	Baker	12	<div></div> 0%
Orange	401	<div></div> 4%	Jackson	88	<div></div> 1%	Jefferson	12	<div></div> 0%
Sarasota	396	<div></div> 4%	St. Johns	86	<div></div> 1%	Holmes	11	<div></div> 0%
Lee	342	<div></div> 3%	Highlands	85	<div></div> 1%	Franklin	9	<div></div> 0%
Marion	328	<div></div> 3%	Santa Rosa	81	<div></div> 1%	Gadsden	9	<div></div> 0%
Volusia	292	<div></div> 3%	Alachua	77	<div></div> 1%	Lafayette	8	<div></div> 0%
Escambia	281	<div></div> 3%	Suwannee	61	<div></div> 1%	Levy	7	<div></div> 0%
St. Lucie	243	<div></div> 2%	Columbia	51	<div></div> 0%	Desoto	6	<div></div> 0%
Seminole	231	<div></div> 2%	Sumter	44	<div></div> 0%	Dixie	5	<div></div> 0%
Lake	225	<div></div> 2%	Putnam	39	<div></div> 0%	Monroe	5	<div></div> 0%
Pasco	225	<div></div> 2%	Nassau	34	<div></div> 0%	Taylor	3	<div></div> 0%
Manatee	193	<div></div> 2%	Hendry	29	<div></div> 0%	Hardee	2	<div></div> 0%
Collier	191	<div></div> 2%	Walton	29	<div></div> 0%	Hamilton	1	<div></div> 0%
Citrus	177	<div></div> 2%	Okeechobee	24	<div></div> 0%	Liberty	1	<div></div> 0%
Martin	171	<div></div> 2%	Gilchrist	21	<div></div> 0%	Total	11,136	

**Note:** cases are summarized by the county of usual residence. Residents and staff may be cases associated with facilities that are not in their county of usual residence, resulting in cases being included below for counties that do not have facilities with known cases.

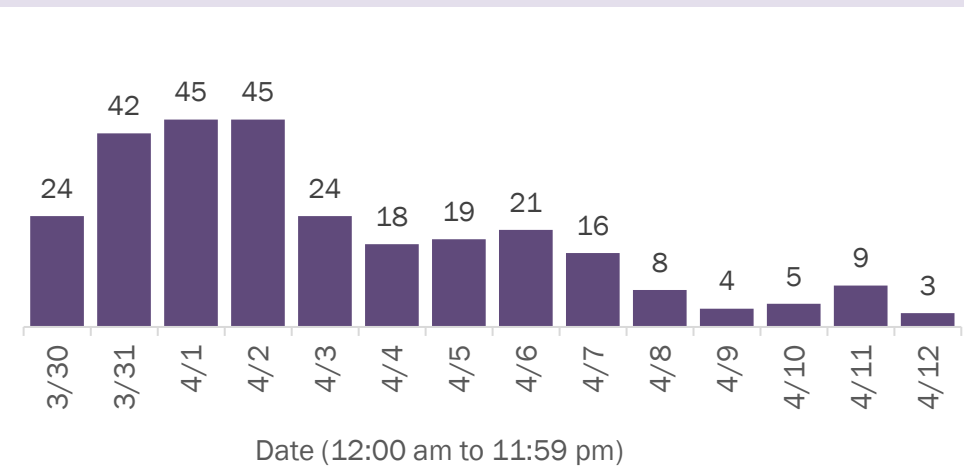
# COVID-19: cases in Florida residents who have died

Data through Apr 12, 2021 verified as of Apr 13, 2021 at 09:25 AM

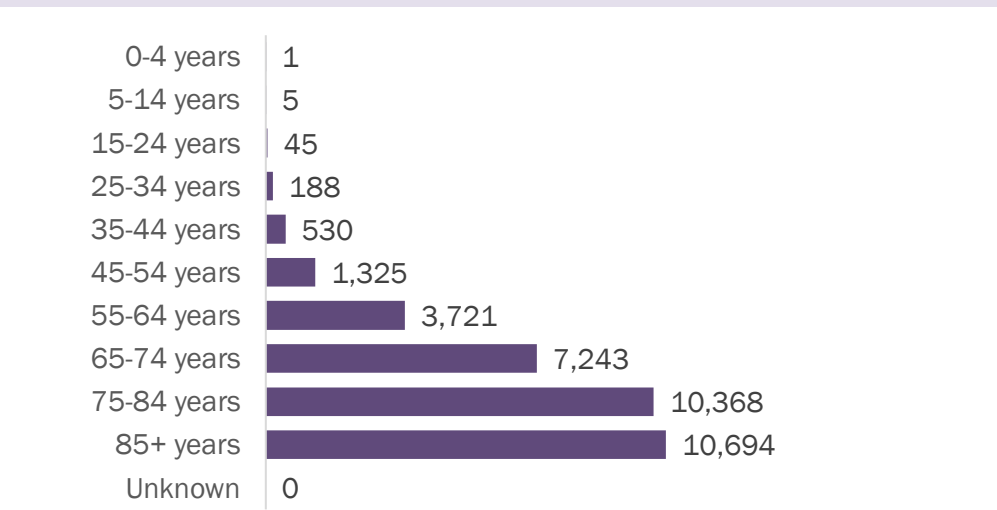
Data in this report are provisional and subject to change.

Demographics for all identified COVID-19 deaths: 34,120

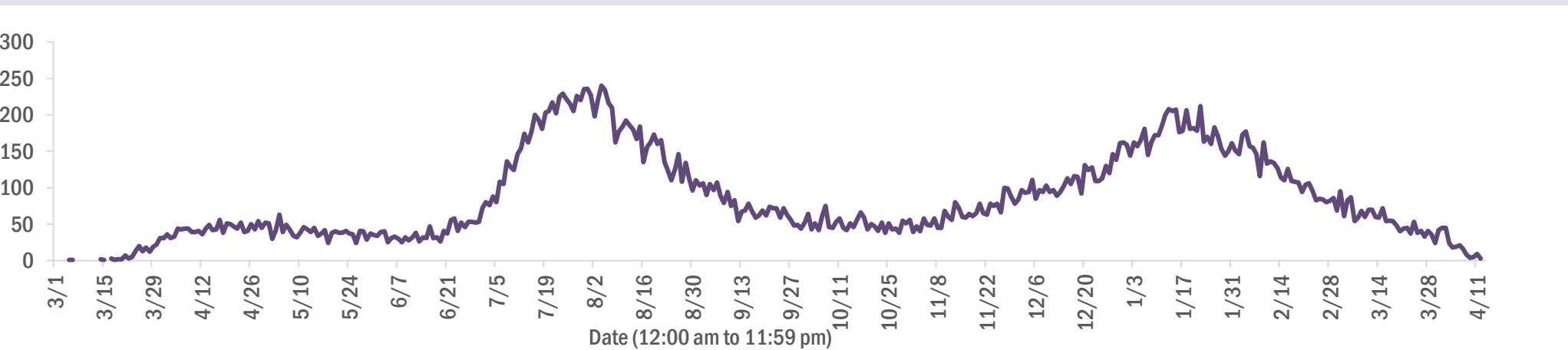
Deaths by date of death for the past 2 weeks



Deaths by age group



Deaths by date of death since March 2020



Age group	Deaths	Cases	Case fatality rate	Mortality rate per 100,000 population
0-4 years	1	43,275	0.0%	0.1
5-14 years	5	134,904	0.0%	0.2
15-24 years	45	325,422	0.0%	1.8
25-34 years	188	366,219	0.1%	6.6
35-44 years	530	325,840	0.2%	20.3
45-54 years	1,325	318,766	0.4%	47.5
55-64 years	3,721	274,819	1.4%	128.7
65-74 years	7,243	168,169	4.3%	298.5
75-84 years	10,368	92,637	11.2%	738.3
85+ years	10,694	43,299	24.7%	1851.7
Unknown	0	1,320	0.0%	
Total	34,120	2,094,670	1.6%	158.0

Gender	Deaths	Cases	Case fatality rate	Mortality rate per 100,000 population
Female	14,977	1,094,834	1.4%	135.6
Male	19,143	983,129	1.9%	181.3
Unknown	0	16,707	0.0%	
Total	34,120	2,094,670	1.6%	158.0

Race	Deaths	Cases	Case fatality rate	Mortality rate per 100,000 population
White	25,041	1,189,451	2.1%	150.0
Black	5,454	275,576	2.0%	149.1
Other	2,666	322,155	0.8%	214.2
Unknown	959	307,488	0.3%	
Total	34,120	2,094,670	1.6%	158.0

Ethnicity	Deaths	Cases	Case fatality rate	Mortality rate per 100,000 population
Hispanic	7,984	676,214	1.2%	140.6
Non-Hispanic	23,930	1,018,817	2.3%	150.3
Unknown	2,206	399,639	0.6%	
Total	34,120	2,094,670	1.6%	158.0

# COVID-19: characteristics of 2,094,670 cases

Data through Apr 12, 2021 verified as of Apr 13, 2021 at 09:25 AM

Data in this report are provisional and subject to change.

Tables below include cases in Florida residents and non-Florida residents.

All 67 Florida counties have cases:

County	FL resident cases		Non-FL resident cases	Total cases	FL resident deaths	FL death rate
Dade	457,399	<div></div> 22%	5,966	463,365	5,993	1.3%
Broward	221,853	<div></div> 11%	2,693	224,546	2,723	1.2%
Palm Beach	134,207	<div></div> 6%	2,468	136,675	2,701	2.0%
Orange	127,392	<div></div> 6%	1,974	129,366	1,214	1.0%
Hillsborough	126,296	<div></div> 6%	1,096	127,392	1,645	1.3%
Duval	92,851	<div></div> 4%	1,552	94,403	1,336	1.4%
Pinellas	73,567	<div></div> 4%	1,852	75,419	1,570	2.1%
Lee	63,093	<div></div> 3%	2,224	65,317	938	1.5%
Polk	63,172	<div></div> 3%	461	63,633	1,275	2.0%
Osceola	40,712	<div></div> 2%	726	41,438	489	1.2%
Volusia	39,587	<div></div> 2%	722	40,309	749	1.9%
Brevard	38,027	<div></div> 2%	685	38,712	836	2.2%
Pasco	37,866	<div></div> 2%	333	38,199	713	1.9%
Manatee	35,359	<div></div> 2%	836	36,195	645	1.8%
Escambia	31,591	<div></div> 2%	3,652	35,243	675	2.1%
Collier	32,498	<div></div> 2%	1,284	33,782	504	1.6%
Seminole	31,316	<div></div> 1%	239	31,555	473	1.5%
Leon	29,858	<div></div> 1%	903	30,761	307	1.0%
Sarasota	29,200	<div></div> 1%	1,520	30,720	804	2.8%
Marion	29,513	<div></div> 1%	151	29,664	936	3.2%
Lake	27,291	<div></div> 1%	480	27,771	615	2.3%
St. Lucie	24,659	<div></div> 1%	182	24,841	606	2.5%
Alachua	23,642	<div></div> 1%	288	23,930	262	1.1%
St. Johns	21,417	<div></div> 1%	302	21,719	203	0.9%
Okaloosa	19,788	<div></div> 1%	211	19,999	357	1.8%
Bay	18,874	<div></div> 1%	769	19,643	377	2.0%
Santa Rosa	17,692	<div></div> 1%	237	17,929	282	1.6%
Clay	17,676	<div></div> 1%	49	17,725	331	1.9%
Hernando	12,816	<div></div> 1%	96	12,912	447	3.5%
Charlotte	11,931	<div></div> 1%	207	12,138	400	3.4%
Indian River	11,940	<div></div> 1%	105	12,045	287	2.4%
Martin	11,518	<div></div> 1%	222	11,740	310	2.7%
Citrus	10,471	<div></div> 0%	93	10,564	432	4.1%
Sumter	8,916	<div></div> 0%	104	9,020	266	3.0%
Nassau	7,618	<div></div> 0%	437	8,055	123	1.6%

County	FL resident cases		Non-FL resident cases	Total cases	FL resident deaths	FL death rate
Columbia	7,928	<div></div> 0%	41	7,969	164	2.1%
Highlands	7,869	<div></div> 0%	91	7,960	331	4.2%
Walton	6,701	<div></div> 0%	837	7,538	85	1.3%
Flagler	6,828	<div></div> 0%	96	6,924	102	1.5%
Monroe	6,280	<div></div> 0%	382	6,662	50	0.8%
Putnam	6,140	<div></div> 0%	21	6,161	136	2.2%
Jackson	6,034	<div></div> 0%	65	6,099	156	2.6%
Gadsden	5,556	<div></div> 0%	17	5,573	92	1.7%
Suwannee	5,232	<div></div> 0%	28	5,260	137	2.6%
Hendry	4,538	<div></div> 0%	17	4,555	77	1.7%
Desoto	4,152	<div></div> 0%	26	4,178	87	2.1%
Okeechobee	3,803	<div></div> 0%	53	3,856	87	2.3%
Unknown	327	<div></div> 0%	3,184	3,511	0	0.0%
Baker	3,386	<div></div> 0%	18	3,404	60	1.8%
Wakulla	3,288	<div></div> 0%	13	3,301	54	1.6%
Levy	3,216	<div></div> 0%	8	3,224	46	1.4%
Hardee	2,962	<div></div> 0%	15	2,977	42	1.4%
Bradford	2,931	<div></div> 0%	13	2,944	55	1.9%
Taylor	2,698	<div></div> 0%	5	2,703	45	1.7%
Washington	2,674	<div></div> 0%	21	2,695	50	1.9%
Holmes	2,188	<div></div> 0%	33	2,221	48	2.2%
Madison	2,013	<div></div> 0%	26	2,039	44	2.2%
Gulf	1,902	<div></div> 0%	23	1,925	42	2.2%
Union	1,785	<div></div> 0%	1	1,786	71	4.0%
Calhoun	1,662	<div></div> 0%	3	1,665	43	2.6%
Lafayette	1,608	<div></div> 0%	0	1,608	26	1.6%
Hamilton	1,582	<div></div> 0%	20	1,602	24	1.5%
Dixie	1,565	<div></div> 0%	3	1,568	23	1.5%
Gilchrist	1,537	<div></div> 0%	5	1,542	40	2.6%
Jefferson	1,420	<div></div> 0%	22	1,442	27	1.9%
Franklin	1,270	<div></div> 0%	33	1,303	17	1.3%
Liberty	1,060	<div></div> 0%	1	1,061	16	1.5%
Glades	929	<div></div> 0%	4	933	19	2.0%
Total	2,094,670		40,244	2,134,914	34,120	1.6%

# COVID-19: characteristics of 2,094,670 Florida resident cases

Data through Apr 12, 2021 verified as of Apr 13, 2021 at 09:25 AM

Data in this report are provisional and subject to change.

The table below includes the cities and counties of residence for cases in Florida residents based on the patient's ZIP Code. Note that city is not always received as part of the initial notification and may be missing while the case is being investigated.

City and county	Cases
Miami, Dade	265,206
Orlando, Orange	94,242
Jacksonville, Duval	87,271
Tampa, Hillsborough	73,506
Hialeah, Dade	64,104
Fort Lauderdale, Broward	47,135
Hollywood, Broward	42,114
West Palm Beach, Palm Beach	32,578
Kissimmee, Osceola	31,323
Tallahassee, Leon	28,830
Homestead, Dade	27,999
Naples, Collier	27,469
Saint Petersburg, Pinellas	26,920
Pensacola, Escambia	26,304
Fort Myers, Lee	24,458
Bradenton, Manatee	23,058
Boca Raton, Palm Beach	23,036
Lakeland, Polk	21,897
Ocala, Marion	21,702
Pompano Beach, Broward	21,042
Gainesville, Alachua	18,824
Sarasota, Sarasota	18,105
Port Saint Lucie, St. Lucie	16,418
Lake Worth, Palm Beach	16,188
Cape Coral, Lee	16,063
Miami Beach, Dade	14,971
Miramar, Broward	14,445
Clearwater, Pinellas	14,431
Coral Springs, Broward	13,055
Boynton Beach, Palm Beach	13,026
Doral, Dade	12,896
Miami Gardens, Dade	12,224
Panama City, Bay	11,992
Saint Augustine, St. Johns	11,486
Melbourne, Brevard	10,889
Winter Haven, Polk	10,593
Lehigh Acres, Lee	10,255
Delray Beach, Palm Beach	10,063
Davie, Broward	9,888
Riverview, Hillsborough	9,711
Vero Beach, Indian River	9,196
Palm Bay, Brevard	8,863
New Port Richey, Pasco	8,767
Sunrise, Broward	8,716
Milton, Santa Rosa	8,533
Saint Cloud, Osceola	8,139
Fort Pierce, St. Lucie	8,073
Coral Gables, Dade	8,057
Largo, Pinellas	7,992
Daytona Beach, Volusia	7,971
Apopka, Orange	7,855
Plantation, Broward	7,799
Spring Hill, Hernando	7,654
North Miami Beach, Dade	7,574
Davenport, Polk	7,405
Clermont, Lake	7,360
Brandon, Hillsborough	7,293
Lake City, Columbia	7,212
Orange Park, Clay	7,188

# COVID-19: characteristics of 2,094,670 Florida resident cases

Data through Apr 12, 2021 verified as of Apr 13, 2021 at 09:25 AM

Data in this report are provisional and subject to change.

The table below includes the cities and counties of residence for cases in Florida residents based on the patient's ZIP Code. Note that city is not always received as part of the initial notification and may be missing while the case is being investigated.

City and county	Cases
Sanford, Seminole	7,020
Weston, Broward	6,987
Jupiter, Palm Beach	6,915
Deltona, Volusia	6,875
Plant City, Hillsborough	6,754
Deerfield Beach, Broward	6,486
Winter Garden, Orange	6,270
Tamarac, Broward	5,942
Port Charlotte, Charlotte	5,823
Palm Coast, Flagler	5,744
Wesley Chapel, Pasco	5,595
Coconut Creek, Broward	5,578
Fort Walton Beach, Okaloosa	5,474
Margate, Broward	5,444
Stuart, Martin	5,441
Palm Beach Gardens, Palm Beach	5,385
Land O Lakes, Pasco	5,286
Crestview, Okaloosa	5,267
Deland, Volusia	5,229
Winter Park, Orange	5,198
Palm Harbor, Pinellas	5,169
Wellington, Palm Beach	5,130
Oviedo, Seminole	5,125
Palmetto, Manatee	5,056
Altamonte Springs, Seminole	4,749
Lutz, Hillsborough	4,735
Port Orange, Volusia	4,668
Opa Locka, Dade	4,626
Miami Lakes, Dade	4,590
Valrico, Hillsborough	4,491
Haines City, Polk	4,466
Brooksville, Hernando	4,438
North Port, Sarasota	4,399
Middleburg, Clay	4,376
Hallandale, Broward	4,364
Venice, Sarasota	4,344
Pembroke Pines, Broward	4,322
Punta Gorda, Charlotte	4,302
Sebring, Highlands	4,247
Ocoee, Orange	4,196
Leesburg, Lake	4,195
The Villages, Sumter	4,188
Live Oak, Suwannee	4,061
Arcadia, Desoto	4,041
Saint Johns, St. Johns	4,029
Seminole, Pinellas	4,021
Ormond Beach, Volusia	4,005
Zephyrhills, Pasco	3,995
Bonita Springs, Lee	3,958
Pinellas Park, Pinellas	3,810
Okeechobee, Okeechobee	3,790
Navarre, Santa Rosa	3,697
Windermere, Orange	3,679
Longwood, Seminole	3,668
North Lauderdale, Broward	3,653
North Miami, Dade	3,640
Ruskin, Hillsborough	3,589
Immokalee, Collier	3,580
Cocoa, Brevard	3,529

# COVID-19: characteristics of 2,094,670 Florida resident cases

Data through Apr 12, 2021 verified as of Apr 13, 2021 at 09:25 AM

Data in this report are provisional and subject to change.

The table below includes the cities and counties of residence for cases in Florida residents based on the patient's ZIP Code. Note that city is not always received as part of the initial notification and may be missing while the case is being investigated.

City and county	Cases
Gulf Breeze, Santa Rosa	3,330
Niceville, Okaloosa	3,300
Casselberry, Seminole	3,235
Cantonment, Escambia	3,167
Lake Worth Beach, Palm Beach	3,166
Key West, Monroe	3,113
Port Richey, Pasco	3,108
Titusville, Brevard	3,103
Panama City Beach, Bay	3,088
Hudson, Pasco	3,079
Jacksonville Beach, Duval	3,063
Dade City, Pasco	3,019
Oakland Park, Broward	2,974
North Fort Myers, Lee	2,965
Quincy, Gadsden	2,961
Winter Springs, Seminole	2,955
Crawfordville, Wakulla	2,951
Aventura, Dade	2,929
Bartow, Polk	2,924
Lake Mary, Seminole	2,892
New Smyrna Beach, Volusia	2,851
Palatka, Putnam	2,842
Kissimmee, Polk	2,801
Auburndale, Polk	2,789
Cutler Ridge, Dade	2,757
Green Cove Springs, Clay	2,755
Fernandina Beach, Nassau	2,753
Merritt Island, Brevard	2,733
Lake Wales, Polk	2,710
Ponte Vedra Beach, St. Johns	2,681
Tarpon Springs, Pinellas	2,665
Parkland, Broward	2,592
Perry, Taylor	2,529
Inverness, Citrus	2,507
Belle Glade, Palm Beach	2,490
Lynn Haven, Bay	2,485
Eustis, Lake	2,437
Wimauma, Hillsborough	2,425
Loxahatchee, Palm Beach	2,423
Cooper City, Broward	2,421
Marianna, Jackson	2,409
Dunedin, Pinellas	2,384
Royal Palm Beach, Palm Beach	2,382
Estero, Lee	2,365
Clewiston, Hendry	2,363
Holiday, Pasco	2,360
Santa Rosa Beach, Walton	2,355
Fleming Island, Clay	2,333
Key Biscayne, Dade	2,247
Sarasota, Manatee	2,235
Parrish, Manatee	2,189
Rockledge, Brevard	2,168
Odessa, Hillsborough	2,151
Defuniak Springs, Walton	2,109
Riviera Beach, Palm Beach	2,095
Chipley, Washington	2,077
Palm City, Martin	2,071
Mount Dora, Lake	2,061
Destin, Okaloosa	2,034

# COVID-19: characteristics of 2,094,670 Florida resident cases

Data through Apr 12, 2021 verified as of Apr 13, 2021 at 09:25 AM

Data in this report are provisional and subject to change.

The table below includes the cities and counties of residence for cases in Florida residents based on the patient's ZIP Code. Note that city is not always received as part of the initial notification and may be missing while the case is being investigated.

City and county	Cases
Labelle, Hendry	2,027
Seffner, Hillsborough	2,026
Mulberry, Polk	2,007
Avon Park, Highlands	1,994
Starke, Bradford	1,984
Tavares, Lake	1,947
Groveland, Lake	1,879
Lithia, Hillsborough	1,870
Pinecrest, Dade	1,861
Summerfield, Marion	1,854
Maitland, Orange	1,826
Orange City, Volusia	1,813
Yulee, Nassau	1,812
Wauchula, Hardee	1,747
Palmetto Bay, Dade	1,707
Sebastian, Indian River	1,702
Macclenny, Baker	1,659
Lady Lake, Lake	1,640
Dania, Broward	1,628
Callahan, Nassau	1,625
Homosassa, Citrus	1,607
Ponte Vedra, St. Johns	1,607
Carol City, Dade	1,595
Mayo, Lafayette	1,578
Crystal River, Citrus	1,571
Coconut Grove, Dade	1,565
Bonifay, Holmes	1,563
Missing, Dade	1,557
Edgewater, Volusia	1,521
Oldsmar, Pinellas	1,508
Gibsonton, Hillsborough	1,500
Lake Placid, Highlands	1,492
Crossings, Dade	1,490
Hobe Sound, Martin	1,471
Apollo Beach, Hillsborough	1,453
Florida City, Dade	1,451
Pace, Santa Rosa	1,450
Dover, Hillsborough	1,443
Sun City Center, Hillsborough	1,411
Debary, Volusia	1,402
Lake Butler, Union	1,383
Palm Springs, Palm Beach	1,375
Atlantic Beach, Duval	1,374
Dunnellon, Marion	1,361
Madison, Madison	1,335
Biscayne Park, Dade	1,320
Belleview, Marion	1,302
Monticello, Jefferson	1,300
North Palm Beach, Palm Beach	1,291
Alachua, Alachua	1,283
Lantana, Palm Beach	1,266
Indiantown, Martin	1,255
Graceville, Jackson	1,237
South Miami, Dade	1,212
Safety Harbor, Pinellas	1,207
Williston, Levy	1,175
Century, Escambia	1,173
Newberry, Alachua	1,155
Jensen Beach, Martin	1,152

# COVID-19: characteristics of 2,094,670 Florida resident cases

Data through Apr 12, 2021 verified as of Apr 13, 2021 at 09:25 AM

Data in this report are provisional and subject to change.

The table below includes the cities and counties of residence for cases in Florida residents based on the patient's ZIP Code. Note that city is not always received as part of the initial notification and may be missing while the case is being investigated.

City and county	Cases
Lecanto, Citrus	1,150
Ellenton, Manatee	1,147
Satellite Beach, Brevard	1,127
Lauderhill, Broward	1,122
Havana, Gadsden	1,104
Beverly Hills, Citrus	1,103
El Portal, Dade	1,102
Hilliard, Nassau	1,076
Freeport, Walton	1,072
Englewood, Charlotte	1,069
Trenton, Gilchrist	1,054
Wilton Manors, Broward	1,049
Wildwood, Sumter	1,044
Blountstown, Calhoun	1,043
Jasper, Hamilton	1,027
Nokomis, Sarasota	1,023
Key Largo, Monroe	1,004
Bushnell, Sumter	987
Hernando, Citrus	976
Frostproof, Polk	975
Wewahitchka, Gulf	974
Keystone Heights, Clay	971
Sanderson, Baker	953
Lauderdale Lakes, Broward	949
Medley, Dade	943
Polk City, Polk	940
Mary Esther, Okaloosa	937
Dunnellon, Citrus	930
Fellsmere, Indian River	929
Fisher Island, Dade	914
Everglades National Park, Dade	907
Shalimar, Okaloosa	903
Port Saint Joe, Gulf	897
Moore Haven, Glades	869
Marco Island, Collier	857
Coleman, Sumter	851
Cocoa Beach, Brevard	842
Minneola, Lake	831
Chiefland, Levy	825
Pahokee, Palm Beach	822
South Bay, Palm Beach	822
Bristol, Liberty	819
Cross City, Dixie	817
High Springs, Alachua	816
Trinity, Pasco	811
Sorrento, Lake	802
Spring Hill, Pasco	801
Fort Meade, Polk	801
Fruitland Park, Lake	789
Thonotosassa, Hillsborough	788
Englewood, Sarasota	782
Indialantic, Brevard	775
Glen Saint Mary, Baker	769
Marathon, Monroe	761
Southwest Ranches, Broward	745
Crescent City, Putnam	736
Chattahoochee, Gadsden	727
Miramar Beach, Walton	727
Umatilla, Lake	723

# COVID-19: characteristics of 2,094,670 Florida resident cases

Data through Apr 12, 2021 verified as of Apr 13, 2021 at 09:25 AM

Data in this report are provisional and subject to change.

The table below includes the cities and counties of residence for cases in Florida residents based on the patient's ZIP Code. Note that city is not always received as part of the initial notification and may be missing while the case is being investigated.

City and county	Cases
Interlachen, Putnam	713
Fort Myers Beach, Lee	706
Olympia Heights, Dade	704
Uleta, Dade	701
Old Town, Dixie	689
West Melbourne, Brevard	689
Lake Alfred, Polk	688
Jacksonville, St. Johns	681
Coral, Dade	679
Bowling Green, Hardee	679
Lawtey, Bradford	671
Weeki Wachee, Hernando	653
Fort White, Columbia	652
Neptune Beach, Duval	649
Silver Springs, Marion	643
South Daytona, Volusia	641
Palm Beach, Palm Beach	615
Surfside, Dade	606
Baker, Okaloosa	605
Belle Isle, Orange	603
Bronson, Levy	595
Clearwater Beach, Pinellas	593
Gulfport, Pinellas	588
Bunnell, Flagler	584
Sneads, Jackson	554
Rotunda West, Charlotte	550
Jay, Santa Rosa	548
Mascotte, Lake	539
Carrabelle, Franklin	525
Hawthorne, Alachua	518
Oxford, Sumter	515
Oakland, Orange	509
Cape Canaveral, Brevard	507
Myakka City, Manatee	504
Mims, Brevard	503
Tavernier, Monroe	497
Cottdale, Jackson	495
Sweetwater, Dade	494
Molino, Escambia	488
Citra, Marion	486
Melbourne Beach, Brevard	486
Ocklawaha, Marion	485
Florida State University, Leon	481
Dundee, Polk	481
Zolfo Springs, Hardee	479
Indian Harbour Beach, Brevard	479
Alva, Lee	478
Midway, Gadsden	473
Flagler Beach, Flagler	470
Bal Harbour, Dade	469
Youngstown, Bay	467
Celebration, Osceola	466
East Palatka, Putnam	464
Missing, Volusia	445
Bell, Gilchrist	442
Altha, Calhoun	441
Webster, Sumter	439
Branford, Suwannee	432
Apalachicola, Franklin	419

# COVID-19: characteristics of 2,094,670 Florida resident cases

Data through Apr 12, 2021 verified as of Apr 13, 2021 at 09:25 AM

Data in this report are provisional and subject to change.

The table below includes the cities and counties of residence for cases in Florida residents based on the patient's ZIP Code. Note that city is not always received as part of the initial notification and may be missing while the case is being investigated.

City and county	Cases
Haverhill, Palm Beach	407
De Leon Springs, Volusia	405
Archer, Alachua	401
Centerville, Leon	394
West Miami, Dade	394
Eagle Lake, Polk	393
Osprey, Sarasota	385
Floral City, Citrus	384
Missing, Orange	378
Tequesta, Palm Beach	378
Hastings, St. Johns	377
Chuluota, Seminole	372
Holly Hill, Volusia	371
Raiford, Union	369
Grand Ridge, Jackson	365
Ave Maria, Collier	362
Lake Park, Palm Beach	360
Pierson, Volusia	354
Grand Island, Lake	352
Greenville, Madison	332
Indian Rocks Beach, Pinellas	331
Montverde, Lake	331
Vernon, Washington	326
Gotha, Orange	325
Malabar, Brevard	324
Satsuma, Putnam	320
Alafaya, Orange	318
Malone, Jackson	317
Jennings, Hamilton	315
Kenneth City, Pinellas	311
Sebastian, Brevard	311
Elkton, St. Johns	309
Eastpoint, Franklin	307
Lake Panasoffkee, Sumter	307
Bryceville, Nassau	307
Fort McCoy, Marion	306
Reddick, Marion	303
Laurel Hill, Okaloosa	302
Melrose, Putnam	300
Hallandale Beach, Broward	296
Westville, Holmes	295
Valparaiso, Okaloosa	291
Belleair, Pinellas	290
Lehigh, Lee	289
Winter Park, Seminole	288
Geneva, Seminole	285
San Antonio, Pasco	285
O Brien, Suwannee	282
Greenwood, Jackson	279
Greenacres, Palm Beach	279
Anthony, Marion	279
Morriston, Levy	273
Ponce De Leon, Holmes	273
South Pasadena, Pinellas	260
Inlet Beach, Walton	254
Fern Park, Seminole	252
Kindred, Osceola	249
Eglin Air Force Base, Okaloosa	248
Sanibel, Lee	248

# COVID-19: characteristics of 2,094,670 Florida resident cases

Data through Apr 12, 2021 verified as of Apr 13, 2021 at 09:25 AM

Data in this report are provisional and subject to change.

The table below includes the cities and counties of residence for cases in Florida residents based on the patient's ZIP Code. Note that city is not always received as part of the initial notification and may be missing while the case is being investigated.

City and county	Cases
Fountain, Bay	242
Weirsdale, Marion	239
Edgewood, Orange	238
University Of Central Fl, Orange	238
White Springs, Hamilton	238
Lee, Madison	237
Longboat Key, Manatee	236
Southport, Bay	233
Islamorada, Monroe	232
Saint James City, Lee	228
Hosford, Liberty	226
Gretna, Gadsden	222
Poinciana, Polk	219
Astatula, Lake	219
Wellborn, Suwannee	215
Holt, Okaloosa	213
Madeira Beach, Pinellas	213
Lakewood Ranch, Manatee	213
Mcdavid, Escambia	211
Howey-In-The-Hills, Lake	206
Juno Beach, Palm Beach	205
Holmes Beach, Manatee	205
Bay Harbor Islands, Dade	200
Babson Park, Polk	199
Lake Helen, Volusia	198
Micanopy, Alachua	198
Cutler Bay, Dade	197
Lauderdale By The Sea, Broward	194
Atlantis, Palm Beach	194
Altoona, Lake	193
Mcalpin, Suwannee	191
Sopchoppy, Wakulla	190
Azalea Park, Orange	190
Zellwood, Orange	189
Alford, Jackson	188
The Villages, Marion	183
The Villages, Lake	183
Center Hill, Sumter	181
Osteen, Volusia	179
Odessa, Pasco	176
Viera, Brevard	175
Mangonia Park, Palm Beach	169
Summerland Key, Monroe	166
University Of Miami, Dade	166
Hypoluxo, Palm Beach	166
Golden Beach, Dade	166
Bokeelia, Lee	163
Oak Hill, Volusia	162
Caryville, Washington	161
Pomona Park, Putnam	160
Ponce Inlet, Volusia	160
University Of Fl, Alachua	156
Grant-Valkaria, Brevard	156
Paisley, Lake	155
Rocky Point, Hillsborough	155
Lutz, Pasco	155
Lockhart, Orange	154
Bay Lake, Orange	152
Missing, Lee	150

# COVID-19: characteristics of 2,094,670 Florida resident cases

Data through Apr 12, 2021 verified as of Apr 13, 2021 at 09:25 AM

Data in this report are provisional and subject to change.

The table below includes the cities and counties of residence for cases in Florida residents based on the patient's ZIP Code. Note that city is not always received as part of the initial notification and may be missing while the case is being investigated.

City and county	Cases
Big Pine Key, Monroe	149
Sumterville, Sumter	148
Citrus Springs, Citrus	148
Hollister, Putnam	146
Hiawassee, Orange	145
Carrollwood, Hillsborough	142
Lady Lake, Sumter	141
Clair-Mel City, Hillsborough	139
Inglis, Levy	134
San Mateo, Putnam	133
Christmas, Orange	132
Cloud Lake, Palm Beach	130
Lake Hamilton, Polk	130
Kendall, Dade	128
Apopka, Seminole	128
Baldwin, Duval	128
West Park, Broward	126
Hampton, Bradford	126
Steinhatchee, Taylor	126
Clarksville, Calhoun	125
Matlacha, Lee	123
Buena Ventura Lakes, Osceola	122
University Of Central Florida, Orange	121
Placida, Charlotte	120
Belleair Beach, Pinellas	117
Lighthouse Point, Broward	116
Tierra Verde, Pinellas	116
Missing, Pinellas	116
Missing, St. Johns	113
Temple Terrace, Hillsborough	112
Dania Beach, Broward	110
Saint Leo, Pasco	110
Harmony, Osceola	109
Barry University, Dade	109
Callaway, Bay	109
Seville, Volusia	108
Missing, Sumter	107
Astor, Lake	106
City Of Sunrise, Broward	106
Panacea, Wakulla	106
Cedar Key, Levy	105
Bradenton Beach, Manatee	105
Sunny Isles Beach, Dade	104
Hurlburt Field, Okaloosa	104
Dinsmore, Duval	104
Lamont, Jefferson	102
Canal Point, Palm Beach	102
Brooker, Bradford	101
South Fort Myers, Lee	98
Tyndall Air Force Base, Bay	98
Fruit Cove, St. Johns	98
Barefoot Bay, Brevard	97
Florida Gulf Coast Univ, Lee	96
Florahome, Putnam	96
Kathleen, Polk	96
Waldo, Alachua	96
Bascom, Jackson	96
University Of South Florida, Hillsborough	95
Princeton, Dade	93

# COVID-19: characteristics of 2,094,670 Florida resident cases

Data through Apr 12, 2021 verified as of Apr 13, 2021 at 09:25 AM

Data in this report are provisional and subject to change.

The table below includes the cities and counties of residence for cases in Florida residents based on the patient's ZIP Code. Note that city is not always received as part of the initial notification and may be missing while the case is being investigated.

City and county	Cases
Crystal Beach, Pinellas	91
Pinetta, Madison	90
Maitland, Seminole	90
Lorida, Highlands	87
Ocean Ridge, Palm Beach	85
Missing, Lake	84
Missing, Marion	84
Missing, St. Lucie	84
Fort Denaud, Hendry	83
F M, Lee	82
Yalaha, Lake	79
Boca Grande, Lee	79
Saint Pete Beach, Pinellas	77
Welaka, Putnam	76
Eatonville, Orange	76
Patrick Air Force Base, Brevard	75
Palma Ceia, Hillsborough	74
Avon Park, Polk	73
Campbellton, Jackson	72
Cudjoe Key, Monroe	71
North Venice, Sarasota	71
Air Mail Facility, Dade	69
Ochopee, Collier	69
Anna Maria, Manatee	67
Greensboro, Gadsden	66
Missing, Duval	64
Reunion, Osceola	64
Stock Island, Monroe	64
Missing, Pasco	63
Destin, Walton	62
Miami Springs, Dade	62
Felda, Hendry	62
Missing, Palm Beach	62
North Redington Beach, Pinellas	61
Treasure Island, Pinellas	61
Northdale, Hillsborough	60
Mexico Beach, Bay	60
Bonita Beach, Lee	59
Georgetown, Putnam	59
Micco, Brevard	58
Orlando, Seminole	58
Okahumpka, Lake	57
Bellview, Escambia	57
Duette, Manatee	57
Lake Suzy, Desoto	55
Miromar Lakes, Lee	54
University Of Tampa, Hillsborough	54
Ona, Hardee	54
Missing, Santa Rosa	54
Walnut Hill, Escambia	53
Enterprise, Volusia	53
Heathrow, Seminole	53
Orlando, Dade	52
Singer Island, Palm Beach	52
Town N Country, Hillsborough	50
Green Acres, Palm Beach	49
Palm Beach Shores, Palm Beach	49
Miami, Unknown	49
Salt Springs, Marion	49

# COVID-19: characteristics of 2,094,670 Florida resident cases

Data through Apr 12, 2021 verified as of Apr 13, 2021 at 09:25 AM

Data in this report are provisional and subject to change.

The table below includes the cities and counties of residence for cases in Florida residents based on the patient's ZIP Code. Note that city is not always received as part of the initial notification and may be missing while the case is being investigated.

City and county	Cases
Aloma, Orange	49
Terra Ceia, Manatee	49
Intercession City, Osceola	48
Cinco Bayou, Okaloosa	47
Village Wellington, Palm Beach	46
Eaton Park, Polk	45
Highland City, Polk	45
Orlando, Osceola	45
Sewalls Point, Martin	45
Florida International Univ, Dade	45
Florence Villa, Polk	45
Ebro, Washington	45
Waverly, Polk	45
Naranja, Dade	44
Key Colony Beach, Monroe	44
Gulf Breeze, Escambia	43
Stetson University, Volusia	43
Kenansville, Osceola	43
Manalapan, Palm Beach	43
Missing, Broward	43
Missing, Hillsborough	42
Village Of Wellington, Palm Beach	42
Lacoochee, Pasco	42
Bayonet Point, Pasco	42
Miami, Broward	41
Saint Johns, Duval	40
Cortez, Manatee	40
Florida A And M University, Leon	38
Miami Shores, Dade	38
Orlando, Broward	38
Lakeshore, Polk	37
Orlando, Volusia	37
Pasadena, Pinellas	37
Hialeah Gardens, Dade	37
Ponte Vedra, Duval	37
North Bay Village, Dade	36
Highland Beach, Palm Beach	36
Tice, Lee	36
Bay Pines, Pinellas	35
Davenport, Osceola	35
Ridge Manor, Pasco	35
Orlando, Polk	35
Lulu, Columbia	35
Bonaventure, Broward	35
Eloise, Polk	34
Missing, Seminole	34
Sugarloaf Key, Monroe	34
Siesta Key, Sarasota	34
Flemington, Marion	34
Bayshore Gardens, Manatee	34
Lealman, Pinellas	34
Homeland, Polk	33
Jupiter, Martin	33
Hallandle Beach, Broward	33
Palm Shores, Brevard	33
Venus, Highlands	33
Univ Of FI Student Dorms, Alachua	33
Dowling Park, Suwannee	33
Poinciana, Osceola	33

# COVID-19: characteristics of 2,094,670 Florida resident cases

Data through Apr 12, 2021 verified as of Apr 13, 2021 at 09:25 AM

Data in this report are provisional and subject to change.

The table below includes the cities and counties of residence for cases in Florida residents based on the patient's ZIP Code. Note that city is not always received as part of the initial notification and may be missing while the case is being investigated.

City and county	Cases
Pine Hills, Orange	32
Wekiva Springs, Seminole	32
Bagdad, Santa Rosa	32
Westlake, Palm Beach	32
City Of Westlake, Palm Beach	31
Alturas, Polk	31
South Palm Beach, Palm Beach	31
Mcintosh, Marion	30
Nocatee, Desoto	30
Indian Lake Estates, Polk	30
Saint Marks, Wakulla	30
Penney Farms, Clay	30
Kinard, Calhoun	30
Chokoloskee, Collier	29
Bonita Springs, Collier	29
Westchase, Hillsborough	29
Missing, Manatee	28
Orlando, Hillsborough	28
Horseshoe Beach, Dixie	28
Sydney, Hillsborough	28
Pensacola Beach, Santa Rosa	28
Little Torch Key, Monroe	28
Archer, Levy	27
Pembroke Park, Broward	27
Florida State, Leon	27
Caryville, Holmes	27
Homosassa Springs, Citrus	27
Pine Castle, Orange	27
Fort Lauderdale, Dade	26
New Smyrna, Volusia	26
Palmdale, Glades	26
Long Key, Monroe	26
Tangerine, Orange	26
Bradley, Polk	26
Missing, Indian River	25
South Miami Heights, Dade	25
Sparr, Marion	25
Labelle, Glades	25
Missing, Monroe	25
Earleton, Alachua	25
Orange Lake, Marion	25
Wabasso, Indian River	24
Santa Fe, Alachua	24
Balm, Hillsborough	24
Missing, Escambia	24
Goulds, Dade	24
Yankeetown, Levy	24
Hawthorne, Putnam	24
Wekiwa Springs, Seminole	23
Paxton, Walton	23
Missing, Brevard	23
Loughman, Polk	23
Bostwick, Putnam	23
Boca Raton, Broward	23
Missing, Citrus	22
Tioga, Alachua	22
Florida Dept Of Corrections, Union	22
Wausau, Washington	22
Plymouth, Orange	22

# COVID-19: characteristics of 2,094,670 Florida resident cases

Data through Apr 12, 2021 verified as of Apr 13, 2021 at 09:25 AM

Data in this report are provisional and subject to change.

The table below includes the cities and counties of residence for cases in Florida residents based on the patient's ZIP Code. Note that city is not always received as part of the initial notification and may be missing while the case is being investigated.

City and county	Cases
Citrus Ridge, Indian River	22
Crystal Springs, Pasco	22
Laud-By-The-Sea, Broward	22
Missing, Okaloosa	22
Kissimmee, Orange	22
La Crosse, Alachua	22
Everglades City, Collier	21
Redington Shores, Pinellas	21
Fort Ogden, Desoto	21
Bonifay, Washington	21
Champions Gate, Polk	21
Sun City, Hillsborough	21
Florida International University, Dade	21
Union Park, Orange	21
Perdido Key, Escambia	21
Branford, Lafayette	21
Indian River Shores, Indian River	20
Mexico Beach, Gulf	20
Mango, Hillsborough	20
Candler, Marion	20
Ramrod Key, Monroe	20
Trenton, Levy	20
Lowell, Marion	19
Buckingham, Lee	19
Lake Buena Vista, Orange	19
Parker, Bay	19
Forest City, Orange	19
Wildlight, Nassau	19
Orlando, Palm Beach	19
Babcock Ranch, Lee	19
High Springs, Gilchrist	19
Maxville, Duval	18
Florida State Univ Admin, Leon	18
Nalcrest, Polk	18
Tallevast, Manatee	18
Gulf Stream, Palm Beach	18
Goodland, Collier	18
Johns Pass Village, Pinellas	18
Hollywood, Dade	18
Jensen Beach, St. Lucie	18
Brooksville, Pasco	18
Missing, Collier	18
Belleair Bluffs, Pinellas	17
Golden Oak, Orange	17
Graceville, Holmes	17
West Panama City Beach, Bay	17
Trilby, Pasco	17
Webster, Hernando	17
Nichols, Polk	17
Missing, Martin	17
Shady Hills, Pasco	17
Lakewood Ranch, Sarasota	16
Gulf Hammock, Levy	16
Hernando Beach, Hernando	16
Hutchinson Island, St. Lucie	16
Suwannee, Dixie	16
Graham, Bradford	16
Mount Dora, Orange	16
Wewahitchka, Calhoun	16

# COVID-19: characteristics of 2,094,670 Florida resident cases

Data through Apr 12, 2021 verified as of Apr 13, 2021 at 09:25 AM

Data in this report are provisional and subject to change.

The table below includes the cities and counties of residence for cases in Florida residents based on the patient's ZIP Code. Note that city is not always received as part of the initial notification and may be missing while the case is being investigated.

City and county	Cases
Daytona Beach Shores, Volusia	16
Otter Creek, Levy	16
Woodville, Leon	16
Orlando, Pinellas	15
Lake City, Suwannee	15
Winter Garden, Lake	15
Jacksonville, Unknown	15
Eau Gallie, Brevard	15
Lake Monroe, Seminole	15
Orlando, Lake	15
Saint Lucie West, St. Lucie	15
Missing, Bay	15
Hillsboro Beach, Broward	15
Braden River, Manatee	15
White Springs, Columbia	15
Copeland, Collier	14
Indian Creek Village, Dade	14
Village Of Palmetto Bay, Dade	14
Wahneta, Polk	14
Laurel Hill, Walton	14
Watersound, Walton	14
Murdock, Charlotte	14
Long Boat Key, Manatee	13
Orlando, Brevard	13
Saint George Island, Franklin	13
Deer Island, Lake	13
Fort Charlotte, Charlotte	13
Choctaw Beach, Okaloosa	13
Roseland, Indian River	13
Virginia Gardens, Dade	13
Mount Plymouth, Lake	13
Gonzalez, Escambia	13
Kingsley Lake, Bradford	13
Steinhatchee, Dixie	13
Umatilla, Marion	12
Los Angeles, Dade	12
Pensacola Beach, Escambia	12
Rosemary Beach, Walton	12
Missing, Putnam	12
Elfers, Pasco	12
Holder, Citrus	12
Leisure City, Dade	12
Durant, Hillsborough	12
Lake Como, Putnam	12
Miami Gardens, Broward	12
Hialeah, Unknown	12
East Lake, Marion	12
Alys Beach, Bay	12
Unknown, Dade	12
Deerfield Beach, Palm Beach	11
Captiva, Lee	11
Missing, Polk	11
Dade City, Hernando	11
Citrus Hills, Citrus	11
Greenville, Taylor	11
Missing, Unknown	11
Cypress, Jackson	11
Naples, Lee	11
Babcock Ranch, Charlotte	11

# COVID-19: characteristics of 2,094,670 Florida resident cases

Data through Apr 12, 2021 verified as of Apr 13, 2021 at 09:25 AM

Data in this report are provisional and subject to change.

The table below includes the cities and counties of residence for cases in Florida residents based on the patient's ZIP Code. Note that city is not always received as part of the initial notification and may be missing while the case is being investigated.

City and county	Cases
Haines Creek, Lake	10
Forest City, Seminole	10
Missing, Nassau	10
Ozona, Pinellas	10
Passport, Unknown	10
Seacrest, Walton	10
Fanning Springs, Gilchrist	10
Briny Breezes, Palm Beach	10
Orlando, Duval	10
Orlando, Leon	10
Perrine, Dade	10
Orlando, Unknown	10
University Park, Manatee	10
Grandin, Putnam	10
Telogia, Liberty	10
Missing, Taylor	10
Hialeah, Broward	10
Gibsonia, Polk	10
Redington Beach, Pinellas	10
Innovation, Pasco	9
Barberville, Volusia	9
Cottdale, Washington	9
Scottsmoor, Brevard	9
Sea Ranch Lakes, Broward	9
Palma Sola, Manatee	9
Beverly Beach, Flagler	9
Saint Augustine Beach, St. Johns	9
Putnam Hall, Putnam	9
Ferndale, Lake	9
Saint Augustine, Duval	9
West Delray Beach, Palm Beach	9
Basinger, Okeechobee	9
Grant Valkaria, Brevard	9
Nobleton, Hernando	9
Day, Lafayette	9
Ybor City, Hillsborough	9
Lloyd, Jefferson	9
Lamont, Madison	9
Rubonia, Manatee	9
Keystone Heights, Bradford	8
Evinston, Alachua	8
Salem, Taylor	8
Orange Springs, Marion	8
Fairfield, Marion	8
Cross Creek, Alachua	8
Indian Shores, Pinellas	8
Fort Walton Beach, Unknown	8
Palm City, St. Lucie	8
Seybold, Dade	8
Holt, Santa Rosa	8
White City, Gulf	8
Worthington Springs, Union	8
Pine Ridge, Citrus	8
Missing, Sarasota	8
Goldenrod, Seminole	8
Jerome, Collier	8
Ponce De Leon, Walton	8
Missing, Clay	7
Maitland, Volusia	7

# COVID-19: characteristics of 2,094,670 Florida resident cases

Data through Apr 12, 2021 verified as of Apr 13, 2021 at 09:25 AM

Data in this report are provisional and subject to change.

The table below includes the cities and counties of residence for cases in Florida residents based on the patient's ZIP Code. Note that city is not always received as part of the initial notification and may be missing while the case is being investigated.

City and county	Cases
Switzerland, St. Johns	7
Aripeka, Pasco	7
Valkaria, Brevard	7
Orlando, Alachua	7
Quail Heights, Dade	7
River Ranch, Polk	7
Niceville, Walton	7
Okeechobee, Glades	7
Fernandina, Nassau	7
Missing, Flagler	7
Anastasia Island, St. Johns	7
Port Saint John, Brevard	7
Orange Park, Duval	7
Orlando, Pasco	7
Longboat Key, Sarasota	7
Morriston, Marion	6
Duck Key, Monroe	6
Newberry, Gilchrist	6
Miccosukee, Leon	6
Glenwood, Volusia	6
Orchid, Indian River	6
Pensacola, Unknown	6
East Rockland Key, Monroe	6
Mayport Naval Station, Duval	6
Lake Butler, Bradford	6
Maitland, Osceola	6
Inglis, Citrus	6
Bradenton, Sarasota	6
Weirsdale, Lake	6
Punta Gorda, Lee	6
DeLand, Lake	6
Orlando, Flagler	6
Orlando, Marion	6
Sunny Hills, Washington	6
Shady Grove, Taylor	6
Missing, Walton	6
Labelle, Lee	6
Ridge Manor Estates, Sumter	6
Maitland, Hillsborough	6
Winter Park, Polk	6
Winderemere, Orange	6
Lake Worth, Broward	6
Grove City, Charlotte	6
Coco River, Collier	6
Eglin, Okaloosa	6
Bruce, Holmes	6
Ebro, Bay	5
Westchester, Dade	5
Mid Florida, Seminole	5
Ocean Breeze, Martin	5
Port Salerno, Martin	5
Missing, Columbia	5
Missing, Highlands	5
Missing, Leon	5
Missing, Hernando	5
Milton, Escambia	5
Mayport, Duval	5
Inlet Beach, Bay	5
Pass, Unknown	5

# COVID-19: characteristics of 2,094,670 Florida resident cases

Data through Apr 12, 2021 verified as of Apr 13, 2021 at 09:25 AM

Data in this report are provisional and subject to change.

The table below includes the cities and counties of residence for cases in Florida residents based on the patient's ZIP Code. Note that city is not always received as part of the initial notification and may be missing while the case is being investigated.

City and county	Cases
Stuart, St. Lucie	5
Miami, Palm Beach	5
Wakulla Springs, Wakulla	5
Ocoee, Lake	5
Okeechobee, Martin	5
Pompano Beach, Palm Beach	5
Oneco, Manatee	5
Orlando, Manatee	5
Island Grove, Alachua	5
Missing, Alachua	5
Miami Beach, Unknown	5
Alys Beach, Walton	5
Point Washington, Walton	5
University Of Central Fl, Martin	5
Williston, Marion	5
Clarcona, Orange	5
Okeechobee, Osceola	5
PSI, Unknown	5
San Carlos Park, Lee	5
University Of Central Fl, Hillsborough	5
Cape Haze, Charlotte	5
Bayou George, Bay	5
Boynton Beach, Broward	5
Missing, Osceola	5
Miramar, Dade	5
Miami Gardens, Unknown	5
Kissimmee, Unknown	5
Fort Lauderdale, Palm Beach	5
Jacksonville Naval Air Station, Duval	5
Branford, Gilchrist	4
Clewiston, Palm Beach	4
Conch Key, Monroe	4
Lazy Lake, Broward	4
Lamont, Taylor	4
Wacissa, Jefferson	4
Sugarloaf, Monroe	4
Sandestin, Walton	4
Seacrest, Bay	4
Pompano Beach, Dade	4
Bella Collina, Lake	4
Bonnie, Dade	4
Delray Beach, Broward	4
El Jobean, Charlotte	4
Marathon Shores, Monroe	4
High Springs, Columbia	4
Hinsdale, Manatee	4
Jonesville, Alachua	4
International Service Center, Dade	4
Hollywood, Unknown	4
Indian Rock Beach, Pinellas	4
Bowling Green, Polk	4
Cypress Gardens, Polk	4
N/A, Unknown	4
Live Oak, Madison	4
Loxahatchee Groves, Palm Beach	4
Fort Lauderdale, Unknown	4
West Bradenton, Manatee	4
Greenville, Jefferson	4
Clermont, Polk	4

# COVID-19: characteristics of 2,094,670 Florida resident cases

Data through Apr 12, 2021 verified as of Apr 13, 2021 at 09:25 AM

Data in this report are provisional and subject to change.

The table below includes the cities and counties of residence for cases in Florida residents based on the patient's ZIP Code. Note that city is not always received as part of the initial notification and may be missing while the case is being investigated.

City and county	Cases
Marina Del Rey, Dade	4
Oklawaha, Marion	4
Lake Harbor, Palm Beach	4
Glen Ridge, Palm Beach	4
Coconut Creek, Palm Beach	4
Orem, Palm Beach	4
Pensacola, Santa Rosa	4
Margate, Unknown	4
Melrose, Bradford	4
Los Angeles, Broward	4
Highland Park, Polk	4
Jacksonville, Dade	4
Inverness, Polk	3
Pass, Dade	3
Vero Beach, Brevard	3
Pp, Dade	3
Pp, Unknown	3
Wimauma, Manatee	3
Woodside, Broward	3
Brewton, Escambia	3
Apopka, Broward	3
Lanark Village, Franklin	3
Maitland, Polk	3
Miami Shores, Broward	3
Pineland, Lee	3
Tampa, Pinellas	3
Tampa Palms, Hillsborough	3
Tarpon Springs, Pasco	3
Winter Garden, Seminole	3
Ludlam, Dade	3
Laurel, Sarasota	3
Jacksonville, Clay	3
Clermont, Orange	3
West Palm Beach, Broward	3
Wildwood, Marion	3
Village Of Golf, Palm Beach	3
Saint Augusaintine Beach, St. Johns	3
Saint Petersburg, Hillsborough	3
Palm Coast, Volusia	3
Port Saint Lucie, Martin	3
Missing, Jackson	3
Fort Myers, Unknown	3
Bradington, Manatee	3
Blountstown, Liberty	3
Loxahatchee, Broward	3
Lynbrook, Broward	3
Miami, Orange	3
Hallandale Beach, Unknown	3
Immokalee, Lee	3
Lake Geneva, Clay	3
Lake City, Duval	3
Lakeland, Hillsborough	3
North Miami Beach, Broward	3
Monticello, Madison	3
Plantation Key, Monroe	3
Samoset, Manatee	3
San Fernando, Unknown	3
Vernon, Bay	3
Crestview, Walton	3

# COVID-19: characteristics of 2,094,670 Florida resident cases

Data through Apr 12, 2021 verified as of Apr 13, 2021 at 09:25 AM

Data in this report are provisional and subject to change.

The table below includes the cities and counties of residence for cases in Florida residents based on the patient's ZIP Code. Note that city is not always received as part of the initial notification and may be missing while the case is being investigated.

City and county	Cases
Cross Key, Monroe	3
Cape San Blas, Gulf	3
Apopka, Lake	3
Green Cove Springs, Duval	3
Fpo, Duval	3
Fernandina Beach, Duval	3
Mayport Naval Housing, Duval	3
Julington Creek, St. Johns	3
Jupiter Island, Martin	3
Kathleen, Pasco	3
Marco Island, Lee	3
Miramar, Unknown	3
Naples, Unknown	3
Alford, Washington	3
Pass-A-Grille, Pinellas	3
Okeechobee, Highlands	3
Ocean Reef Club, Monroe	3
Vero Beach, St. Lucie	3
Winter Park, Volusia	3
Westville, Walton	3
Pembroke Lakes, Broward	3
Orlo Vista, Orange	3
Land O Lakes, Hillsborough	3
Lady Lake, Marion	3
Milligan, Okaloosa	3
Jacksonville , Duval	3
Homeless, Hillsborough	3
Brooklyn, Broward	3
Ft Pierce, St. Lucie	3
Chicago, Lee	3
Coraopolis, Citrus	3
Champions Gate, Osceola	3
Bristol, Calhoun	3
Jacksonville, Alachua	3
Sharpes, Brevard	3
Sorrento, Orange	3
Stuart, Palm Beach	3
Pompano Beach, Unknown	3
North Fort Myers, Charlotte	3
Ormond Beach, Flagler	2
Noma, Holmes	2
Panama City, Unknown	2
Pembroke Pines, Dade	2
Summerfield, Unknown	2
Tampa, Hernando	2
Sebring, Desoto	2
Saint Lucie Village, St. Lucie	2
Wauchula, Desoto	2
Vero Beach, Unknown	2
Yeehaw, Okeechobee	2
Marina Del Rey, Broward	2
Longview, Dade	2
Melrose, Clay	2
Mesa, Unknown	2
Jacksonville Naval Hospital, Duval	2
Hosford, Calhoun	2
Aventura, Broward	2
000000, Unknown	2
Dfafs, Okaloosa	2

# COVID-19: characteristics of 2,094,670 Florida resident cases

Data through Apr 12, 2021 verified as of Apr 13, 2021 at 09:25 AM

Data in this report are provisional and subject to change.

The table below includes the cities and counties of residence for cases in Florida residents based on the patient's ZIP Code. Note that city is not always received as part of the initial notification and may be missing while the case is being investigated.

City and county	Cases
Fort Lauderdale, Alachua	2
Fisher Island, Unknown	2
Doral, Unknown	2
Bay Harbor Islands, Unknown	2
Alachua, Duval	2
Carl Fisher, Dade	2
Cross City, Taylor	2
Jupiter, Dade	2
Micanopy, Marion	2
Lakeland, Unknown	2
Port Saint Lucie, Palm Beach	2
Red Bay, Holmes	2
Saint Marys, Nassau	2
West Lafayette, Broward	2
Sutton, Pasco	2
Tequesta, Martin	2
Windermere, Lake	2
Winter Springs, Orange	2
Windermere, Hillsborough	2
Venice, Dade	2
Orlando, Escambia	2
Pompano Beach, Osceola	2
Port Charlotte, Lee	2
Port St. Lucie, St. Lucie	2
Sand Lake, Orange	2
University Of Central FI, Seminole	2
Union, Manatee	2
Swansea, Lee	2
Altamonte Springs, Orange	2
At Large, Broward	2
Boys Ranch, Suwannee	2
Fort Pierce, Brevard	2
Graceville, Unknown	2
Eatonville, Polk	2
New Port Richey, Hillsborough	2
Mims, Volusia	2
Missing, Washington	2
Miami, Martin	2
Jena, Taylor	2
Labelle, Collier	2
Lauderhill, Unknown	2
Long Beach, Orange	2
Marysville, Dade	2
Lake Clarke Shores, Palm Beach	2
FI State Univ Student, Leon	2
Callahan, Duval	2
Dade City, Unknown	2
Defuniak Springs, Okaloosa	2
Cibolo, Orange	2
Claysville, Hernando	2
Crescent Beach, Sarasota	2
Tampa, Broward	2
Tarpon Springs, Hillsborough	2
Port Canaveral, Brevard	2
Seguin, Unknown	2
Sarasota, Unknown	2
Sunrise, Unknown	2
South Miami, Broward	2
Oakland Park, Unknown	2

# COVID-19: characteristics of 2,094,670 Florida resident cases

Data through Apr 12, 2021 verified as of Apr 13, 2021 at 09:25 AM

Data in this report are provisional and subject to change.

The table below includes the cities and counties of residence for cases in Florida residents based on the patient's ZIP Code. Note that city is not always received as part of the initial notification and may be missing while the case is being investigated.

City and county	Cases
Orlando, St. Lucie	2
Monument, Broward	2
Hallandale Beach, Dade	2
Lutz, Pinellas	2
Los Angeles, Okaloosa	2
Louisville, Manatee	2
Lawtey, Union	2
Blountstown, Jackson	2
Alligator Point, Franklin	2
Coconut Creek, Unknown	2
Crawfordville, Leon	2
Eatonville, Lake	2
Mount Pleasant, Gadsden	2
Navarre, Okaloosa	2
Opa Locka, Broward	2
None, Dade	2
Port Charlotte, Unknown	2
Phoenix, Lake	2
Seven Springs, Pasco	2
University Of Central Florida, Brevard	2
Upper Key Largo, Monroe	2
West Villages, Sarasota	2
Zellwood, Lake	2
Bronx, Seminole	2
Doctors Inlet, Clay	2
Bonifay, Jackson	2
Bonnie, Duval	2
Bonnie, Sarasota	2
Fort Myers, Collier	2
Fort Pierce, Martin	2
Lake Helen, Orange	2
Lecanto, Marion	2
Maitland, Leon	2
Winter Park, Leon	2
Weston, Dade	2
West Palm Beach, Dade	2
Palm Springs North, Dade	2
Redland, Dade	2
Melrose, Alachua	2
Olustee, Baker	2
Orlando, Santa Rosa	2
Orlando, Charlotte	2
Maitland, Lake	2
Hialeah Lakes, Dade	2
Hialeah, Orange	2
Jan Phyl Village, Polk	2
Moore Haven, Hendry	2
Naples, Broward	2
Cassadaga, Volusia	2
Fort Walton Beach, Walton	2
Duke Field Air Force Station, Okaloosa	2
Dunnellon, Levy	2
Yalhala, Lake	2
University Of Central Florida, Palm Beach	2
University Of Central Florida, Pinellas	2
Provo, Broward	2
Portland, Unknown	2
Sumatra, Liberty	2
University Of Central Florida, Broward	2

# COVID-19: characteristics of 2,094,670 Florida resident cases

Data through Apr 12, 2021 verified as of Apr 13, 2021 at 09:25 AM

Data in this report are provisional and subject to change.

The table below includes the cities and counties of residence for cases in Florida residents based on the patient's ZIP Code. Note that city is not always received as part of the initial notification and may be missing while the case is being investigated.

City and county	Cases
Saint Teresa, Wakulla	2
West Point, Lee	2
Orlando, Okaloosa	2
Maitland, Pasco	2
Madison, Unknown	2
Ocala, Unknown	2
North Miami, Broward	2
Miamt, Dade	2
Florida Power & Light Co, Dade	2
Amelia City, Nassau	2
Apopka, Unknown	2
Alligator Point, Wakulla	2
Chipley, Jackson	2
Colorado Springs, Unknown	1
Conifer, Lee	1
Daniel Island, Bay	1
Clarksboro, Lee	1
Chipley, Holmes	1
El Paso, Unknown	1
Elbow Lake, Palm Beach	1
Eatonville, Seminole	1
Dunellen, Dade	1
Destin, Unknown	1
Diamond, Highlands	1
Doral, Broward	1
Altamonte, Orange	1
Alva, Collier	1
333, Unknown	1
Allentown, Putnam	1
Apple Creek, Citrus	1
Amelia Village, Nassau	1
Barefoot Beach, Lee	1
Battle Creek, Manatee	1
Avon, Manatee	1
Aventura, Osceola	1
Bryn Mawr, Palm Beach	1
Burkeville, Brevard	1
Camden Wyoming, Duval	1
Celebration, Palm Beach	1
Chattanooga, Dade	1
Bear Grass, Palm Beach	1
Azalea Park, Osceola	1
Boca Raton,, Palm Beach	1
Boston, Dade	1
Brewster, Volusia	1
FI State Lot, Leon	1
Fairless Hills, Broward	1
Everett, Dade	1
Fort Denaud, Glades	1
Fort Meyers, Lee	1
Fortlauderdale, Unknown	1
Fortwalton Beach, Okaloosa	1
Ft Pierce, Unknown	1
Garland, Orange	1
Hallandate Ben, Unknown	1
Havana, Leon	1
Hickory, Lee	1
Homeless, Dade	1
Homer, Escambia	1

# COVID-19: characteristics of 2,094,670 Florida resident cases

Data through Apr 12, 2021 verified as of Apr 13, 2021 at 09:25 AM

Data in this report are provisional and subject to change.

The table below includes the cities and counties of residence for cases in Florida residents based on the patient's ZIP Code. Note that city is not always received as part of the initial notification and may be missing while the case is being investigated.

City and county	Cases
Hilliard, Unknown	1
Jeffersonville, Broward	1
Knoxville, Escambia	1
Lake Mary, Lake	1
Longwood, Orange	1
Lehigh Cares, Lee	1
Live Oak, Columbia	1
Loganville, Orange	1
Lansdale, Lake	1
Lapeer, Manatee	1
Lauderdale Hill, Unknown	1
Missing, Wakulla	1
Monterey, Broward	1
Mumford, Manatee	1
N/A, Duval	1
Naples, Alachua	1
Ocean City, Broward	1
Middleburg, Duval	1
Midland, Osceola	1
Missing, Hamilton	1
Miami, Charlotte	1
Miamii, Dade	1
Miami Garden, Unknown	1
Pompano Beach, Alachua	1
Palm City, Unknown	1
Old Town, Gilchrist	1
Oviedo, Leon	1
Opa Locka, Polk	1
Orem, Sarasota	1
Orem, Unknown	1
Porter Ranch, Dade	1
Raiford, Bradford	1
Ponte Vedra Beach, Orange	1
Port Orange , Volusia	1
Port Saint Lucie, Indian River	1
Ridgewood, Broward	1
Riverview, Manatee	1
Rochester, Broward	1
Roseland, Palm Beach	1
Republic, Monroe	1
Richmond, Palm Beach	1
Russellville, Hillsborough	1
Saint Augustine, Okaloosa	1
Westerville, Hillsborough	1
Wilbur By The Sea, Volusia	1
Willowbrook, Lee	1
Wilmington, Pasco	1
Winston Salem, Unknown	1
Winter Garden, Hillsborough	1
Wilton Manors, Dade	1
Woodland Hills, Brevard	1
Youngstown, Calhoun	1
Yulee, Duval	1
San Antonio, Dade	1
San Diego, Unknown	1
Sandyport, Dade	1
Sanford, Palm Beach	1
Sebastian, Lake	1
Steinhatchee, Alachua	1

# COVID-19: characteristics of 2,094,670 Florida resident cases

Data through Apr 12, 2021 verified as of Apr 13, 2021 at 09:25 AM

Data in this report are provisional and subject to change.

The table below includes the cities and counties of residence for cases in Florida residents based on the patient's ZIP Code. Note that city is not always received as part of the initial notification and may be missing while the case is being investigated.

City and county	Cases
Tampa, Escambia	1
Tampa, Manatee	1
Tangerine, Lake	1
University Of Central Florida, Hillsborough	1
Village Of Palm Springs, Palm Beach	1
Virginia Beach, Alachua	1
Webster, Pasco	1
Wekiva Springs, Orange	1
Union City, Bradford	1
University Of Central Fl, Pasco	1
Sumter Ville, Unknown	1
Tallahassee, Escambia	1
Springhill, Unknown	1
Telluride, Lee	1
Tampa, Lee	1
South Otselic, Dade	1
Southampton, Palm Beach	1
Stockbridge, Leon	1
Sullivans Island, Dade	1
Pound Ridge, Leon	1
Richmond Heights, Dade	1
Ridge Manor, Hernando	1
Riverview, Pinellas	1
Rochester, Lee	1
Rosemary Beach, Bay	1
Saint Cloud, Orange	1
Sevierville, Dade	1
Saint Petersburg, Dade	1
San Juan, Osceola	1
San Pedro Sula, Dade	1
Sandy, Duval	1
Parlin, Broward	1
Ponce, Orange	1
Port Charlotte Fl, Unknown	1
Port Saint Lucie, Duval	1
Plant City, Hendry	1
Plant City, Pinellas	1
Plantation, Unknown	1
Orlando, Highlands	1
Opa Locka, Unknown	1
Orem, Nassau	1
Northville, Broward	1
Ocala, Indian River	1
Ocoee, Broward	1
Olando, Orange	1
Ocoee, Polk	1
Tinley Park, Lee	1
University Of Central Fl, Dade	1
Windermere, Polk	1
Winter Park, Lake	1
West Lafayette, Desoto	1
West Simsbury, Collier	1
Wayne, Dade	1
Winter, Pinellas	1
Downers Grove, St. Lucie	1
Delrey Beach, Palm Beach	1
Export, Palm Beach	1
Fdsf, Unknown	1
Felda, Palm Beach	1

# COVID-19: characteristics of 2,094,670 Florida resident cases

Data through Apr 12, 2021 verified as of Apr 13, 2021 at 09:25 AM

Data in this report are provisional and subject to change.

The table below includes the cities and counties of residence for cases in Florida residents based on the patient's ZIP Code. Note that city is not always received as part of the initial notification and may be missing while the case is being investigated.

City and county	Cases
Flagler Beach, Volusia	1
Flora, Lee	1
Fort Myers, Lake	1
Fresno, Pasco	1
Fruitland Park, Sumter	1
Fwb, Unknown	1
Gainesville, Marion	1
Gastonia, Polk	1
Clearwater, Highlands	1
Clermont, Unknown	1
Columbia, Orange	1
Coral Gables, Unknown	1
Coral Springs, Unknown	1
Crestview, Dade	1
Dade City, Polk	1
Dania, Unknown	1
Darien, Pasco	1
Arcadia, Charlotte	1
Aspen, Palm Beach	1
Atl, Broward	1
Atlanta, Broward	1
Aurburndale, Polk	1
Aventura, Unknown	1
Azalea Park, Sarasota	1
Bartow, Unknown	1
Biscayne Park, Broward	1
Boca Rotan, Unknown	1
Alpharetta, Alachua	1
Apalachicola, Leon	1
Brooksville, Columbia	1
Bryn Mawr, Collier	1
Canfield, Duval	1
Naugatuck, Lee	1
New Vernon, Sarasota	1
New York, Broward	1
Newport Beach, Palm Beach	1
North Adams, Manatee	1
North Little Rock, Palm Beach	1
Myakka, Duval	1
Missing, Baker	1
Middleburg, Unknown	1
Milford, Palm Beach	1
Milford, Polk	1
Minneapolis, Broward	1
Melbourne, Dade	1
Melbourne, Orange	1
Miami Beach, Palm Beach	1
Miami Granders, Dade	1
Johns Island, Wakulla	1
Killarney, Orange	1
Knoxville, Duval	1
Havanna, Gadsden	1
Jacksonville, Palm Beach	1
Hilliard, Dade	1
Hollywood, Leon	1
Holt, Unknown	1
Homestead, Monroe	1
Humble, Broward	1
Green, Clay	1

# COVID-19: characteristics of 2,094,670 Florida resident cases

Data through Apr 12, 2021 verified as of Apr 13, 2021 at 09:25 AM

Data in this report are provisional and subject to change.

The table below includes the cities and counties of residence for cases in Florida residents based on the patient's ZIP Code. Note that city is not always received as part of the initial notification and may be missing while the case is being investigated.

City and county	Cases
Greensburg, Orange	1
Greenville, Monroe	1
Gulf Shores, Escambia	1
Maitland, Unknown	1
Matlacha Island, Lee	1
Los Angeles, Polk	1
Lakeland, Pasco	1
Lakewood, Unknown	1
Lake City, Volusia	1
Orlando, Union	1
Ovido, Seminole	1
Oxford, Palm Beach	1
Opalocka, Dade	1
North Canton, Palm Beach	1
Oakland, Leon	1
Ocala, Alachua	1
Okeechobee, St. Lucie	1
Miamf, Dade	1
Miami G, Dade	1
Miami, Collier	1
Miami, St. Lucie	1
New Richmond, Volusia	1
Rio Dell, Volusia	1
Rochelle, Volusia	1
Port Saint Lucie, Orange	1
Princeton, Alachua	1
Provincetown, Collier	1
Panama City, Walton	1
Palm Coast, Duval	1
Perry, Leon	1
Perth Amboy, Monroe	1
Shannon, Collier	1
Soddy Daisy, Broward	1
Soldotna, Broward	1
Saint Cloud, Lee	1
Saint Johns, Orange	1
San Antonio, Sarasota	1
San Antonio, Unknown	1
Sanford, Volusia	1
South Burlington, Orange	1
Spring Park, Alachua	1
St John, Broward	1
Steinhatchee, Madison	1
Wheaton, Lee	1
Wesley Chapel, Alachua	1
Umatilla, Alachua	1
University Of Central Florida, Monroe	1
Winter Park, Osceola	1
Wood River, Polk	1
Worcester, Palm Beach	1
Wilmington, Broward	1
Tangerine, Seminole	1
Tampa, Volusia	1
Tamarac, Seminole	1
Virginia Beach, Hernando	1
Waco, Broward	1
Washington, Broward	1
Tewksbury, Orange	1
Toms River, Dade	1

# COVID-19: characteristics of 2,094,670 Florida resident cases

Data through Apr 12, 2021 verified as of Apr 13, 2021 at 09:25 AM

Data in this report are provisional and subject to change.

The table below includes the cities and counties of residence for cases in Florida residents based on the patient's ZIP Code. Note that city is not always received as part of the initial notification and may be missing while the case is being investigated.

City and county	Cases
Winter Park, Alachua	1
Marshall, Palm Beach	1
Marianna, Calhoun	1
Lemoyne, Manatee	1
Los Angeles, Palm Beach	1
Lyndhurst, Broward	1
Magnolia Square, Osceola	1
Maitland, Alachua	1
Lake In The Hills, Columbia	1
Lake Placid, Alachua	1
Kingsland, Duval	1
Kissimmee, Brevard	1
Lawrence Township, Palm Beach	1
Las Vegas, Orange	1
Lake Worth Beach, Broward	1
Lander, Citrus	1
Gainesville, Baker	1
Gilmer, Dade	1
Grassy Key, Monroe	1
Floral, Escambia	1
Jacksonville, Manatee	1
Haledon, Dade	1
Jamaica, Broward	1
Haverford, Hillsborough	1
Herrin, Orange	1
Jupiter, Unknown	1
Jersey City, Polk	1
Bronx, Broward	1
Buffalo, Palm Beach	1
Bryant, Alachua	1
Carol Stream, Orange	1
Castleberry, Escambia	1
Apo, Pasco	1
Apopka, Flagler	1
99, Unknown	1
Alanson, Bay	1
Aollywoss, Dade	1
Boca Raton, Unknown	1
Bohealia, Lee	1
Blowing Rock, Polk	1
Belleair, Hillsborough	1
Dorchester, Orange	1
Estero, Collier	1
Fanning Springs, Levy	1
Felton, Manatee	1
Deland, Polk	1
Cumberland, Palm Beach	1
Dade City, Hillsborough	1
Dallas, Lee	1
De Leon Springs, Putnam	1
Dearborn, Lee	1
Clear Brook, Lee	1
Charlotte, Pasco	1
Crestview, Holmes	1
College Station, Lake	1
Columbus, Brevard	1
Cookeville, Seminole	1
Zolfo Springs, Polk	1
Wells, Polk	1

# COVID-19: characteristics of 2,094,670 Florida resident cases

Data through Apr 12, 2021 verified as of Apr 13, 2021 at 09:25 AM

Data in this report are provisional and subject to change.

The table below includes the cities and counties of residence for cases in Florida residents based on the patient's ZIP Code. Note that city is not always received as part of the initial notification and may be missing while the case is being investigated.

City and county	Cases
Winter Garden, Pinellas	1
Yukon, Broward	1
Winter Park, Broward	1
Westbrook, Dade	1
Wichita, Volusia	1
Winder Garden, Orange	1
Windermere, Leon	1
Windermere, Osceola	1
Windermere, Seminole	1
Winter Garden, Broward	1
Washington, Unknown	1
Venice, Unknown	1
Tulsa, Orange	1
Sun City Center, Hardee	1
Tiffin, Highlands	1
Tallahassee, Duval	1
Tallahassee, Unknown	1
Tampa, Palm Beach	1
Tavares, Marion	1
Temple Terrace, Pasco	1
Spring Hill , Hernando	1
Spring Hill, Dade	1
Starke, Clay	1
Stone Mountain, Palm Beach	1
Saint Cloud, Unknown	1
Saint Johns, Unknown	1
Shelton, Manatee	1
Sodus, Charlotte	1
Saint Petersburg, St. Lucie	1
Sandford, Seminole	1
Sarasota, Flagler	1
Saxis, Lee	1
Schenectady, Polk	1
Sebring, Lee	1
Plantation, Orange	1
Pompano Beach, Martin	1
Port Everglades, Broward	1
Potomac, Palm Beach	1
Rye, Duval	1
Rex, Duval	1
Parker, Dade	1
Parker, Leon	1
Peoria, Unknown	1
Palm Coast, Polk	1
Pacifica, Dade	1
Orlando, Columbia	1
Orlando, Indian River	1
Orem, Broward	1
Oviedo, Brevard	1
Orlando, Sarasota	1
Navarre, Dade	1
North Pole, Seminole	1
North Port, Lee	1
Orange Park , Duval	1
Ocoee, Osceola	1
Okeechobee, Broward	1
Old Town, Alachua	1
Omaha, Palm Beach	1
Ona, Manatee	1

# COVID-19: characteristics of 2,094,670 Florida resident cases

Data through Apr 12, 2021 verified as of Apr 13, 2021 at 09:25 AM

Data in this report are provisional and subject to change.

The table below includes the cities and counties of residence for cases in Florida residents based on the patient's ZIP Code. Note that city is not always received as part of the initial notification and may be missing while the case is being investigated.

City and county	Cases
Oooooo, Unknown	1
New Orleans, Palm Beach	1
Newark, Broward	1
Newburgh, Bay	1
East Hampton, Palm Beach	1
Deland, St. Lucie	1
Deltona, Orange	1
Cartersville, Unknown	1
Cypress, Leon	1
Davenport, Orange	1
Daytona Beach, Unknown	1
Fort Myers-, Lee	1
Fort Pierce, Unknown	1
Fort Myers, Manatee	1
Granada Hills, Broward	1
Guilford, Dade	1
Hailandale, Unknown	1
Foley, Escambia	1
Columbus, Dade	1
Conway, Leon	1
Coventry, Broward	1
Clermont, Seminole	1
Clermont, Volusia	1
Clewiston, Glades	1
Bridgeport, Dade	1
Bronx, Palm Beach	1
Cambridge, Broward	1
Altoona, Marion	1
Anaheim, Unknown	1
Argyle, Walton	1
Athens, Duval	1
Bogota, Orange	1
Bradenton, Dade	1
Bradenton, Osceola	1
Leesburg, Marion	1
Lehigh Acres, Dade	1
Lewisburg, Pasco	1
Littleton, Dade	1
Los Angeles Ca, Unknown	1
Los Angeles, Hardee	1
Macdill Air Force Base, Hillsborough	1
Middlesburg, Duval	1
Miami Lakes, Unknown	1
Miami, Hillsborough	1
Miami, Manatee	1
Miami Beach, Broward	1
Margate, Dade	1
Marshall, Dade	1
Mary Esther, Unknown	1
Medford, Palm Beach	1
Gainesville, Duval	1
Harrison, Pinellas	1
Holly Ridge, Orange	1
Homeless, Polk	1
Homosassa, Hernando	1
Largo, Unknown	1
Lake City, Hamilton	1
Jerusalem, St. Johns	1
La Grange, Dade	1

# COVID-19: characteristics of 2,094,670 Florida resident cases

Data through Apr 12, 2021 verified as of Apr 13, 2021 at 09:25 AM

Data in this report are provisional and subject to change.

The table below includes the cities and counties of residence for cases in Florida residents based on the patient's ZIP Code. Note that city is not always received as part of the initial notification and may be missing while the case is being investigated.

City and county	Cases
Mokena, Lee	1
Myrtle Beach, Broward	1
Morrisville, Palm Beach	1
North Brunswick, St. Lucie	1
North Grafton, Dade	1
North Lauderdale, Unknown	1
Nashville, Palm Beach	1
North Porte, Unknown	1
Notrealville, Polk	1
Okeechobi, Unknown	1
Orem, Dade	1
Orlando, Citrus	1
Orlando, Collier	1
Orlando, Hernando	1
Orlando, Walton	1
Oviedo, Lake	1
Orlando, St. Johns	1
Ocala, Duval	1
Plantation, Leon	1
Pensacola, Dade	1
Panomo City, Bay	1
Parrish, Sarasota	1
San Marcos, Unknown	1
Pooler, Broward	1
Rye, Palm Beach	1
Ridgewood, Lee	1
Roayl Palm Beach, Palm Beach	1
Roseville, Broward	1
Punta Gorda, Sarasota	1
Putnam, Putnam	1
St Cloud, Orange	1
St Helena Is, Dade	1
Surprise, Unknown	1
Syracuse, Unknown	1
Saint Petersburg, Bay	1
Tinley Park, Manatee	1
Twentynine Palms, Broward	1
Vernon, Walton	1
Unknown, Manatee	1
Venezuela, Unknown	1
Waukesha, Volusia	1
West Miami, Unknown	1
Whippany, Volusia	1
Wilmington, Charlotte	1
Windermere, Alachua	1
Winfield, Hillsborough	1
Winter Garden, Unknown	1
Winter Park, Brevard	1
Winter Park, Unknown	1
Xifamk, Dade	1
Crestview, Broward	1
Clearwater, Leon	1
Charlotte, Alachua	1
Defuniak Springs, Unknown	1
Daytona Beach, Orange	1
Deerfield Beach, Polk	1
Dalecity, Okaloosa	1
Crystal River, Marion	1
Fayetteville, Broward	1

# COVID-19: characteristics of 2,094,670 Florida resident cases

Data through Apr 12, 2021 verified as of Apr 13, 2021 at 09:25 AM

Data in this report are provisional and subject to change.

The table below includes the cities and counties of residence for cases in Florida residents based on the patient's ZIP Code. Note that city is not always received as part of the initial notification and may be missing while the case is being investigated.

City and county	Cases
Fellsmere, Brevard	1
Florida City, Unknown	1
Fort Lauderdale, Collier	1
Fort Myers, Alachua	1
El Dorado, Palm Beach	1
East Setauket, Palm Beach	1
Dona Vista, Lake	1
Canton, Duval	1
Cantonment, Santa Rosa	1
Brunswick, Polk	1
Bryceville, Duval	1
Bradentom, Manatee	1
Bradenton, Lee	1
Boca Raton, Dade	1
Boca Raton, Madison	1
Bogota, Unknown	1
Bal Harbour, Broward	1
Atlanta, Walton	1
Attalla, Broward	1
Auburn, Palm Beach	1
Autaugaville, Broward	1
Apopka, Volusia	1
Alachua, Suwannee	1
Alafaya, Broward	1
Alafaya, Pinellas	1
Fleming Island, Duval	1
Gainesville, Levy	1
Great Neck, Dade	1
Glen Cove, Unknown	1
Glen Saint Mary, Duval	1
Golden Oak, Hillsborough	1
Golf, Palm Beach	1
Greensboro, Leon	1
Immokalee, Walton	1
Lake Forest, Collier	1
Merrick, Palm Beach	1
Metter, Manatee	1
Miami Dade, Unknown	1
Miami, Osceola	1
Miamiardens, Unknown	1
Miamksaohes, Dade	1
Irmo, Unknown	1
Jacksonville, Baker	1
Jacksonville, Marion	1
Key West, Palm Beach	1
Kilgore, Dade	1
Jupiter Inlet, Palm Beach	1
Land O Lakes, Unknown	1
Lawton, Okaloosa	1
Levittown, Palm Beach	1
Lima, Manatee	1
Lima, Volusia	1
Macclenny, Dixie	1
Madison, Jefferson	1
Maitland, Collier	1
Litchfield Park, Monroe	1
Littleton, St. Johns	1
Lake Worth, Unknown	1
Lake In The Hills, Broward	1

# COVID-19: characteristics of 2,094,670 Florida resident cases

Data through Apr 12, 2021 verified as of Apr 13, 2021 at 09:25 AM

Data in this report are provisional and subject to change.

The table below includes the cities and counties of residence for cases in Florida residents based on the patient's ZIP Code. Note that city is not always received as part of the initial notification and may be missing while the case is being investigated.

City and county	Cases
Indianapolis, Lee	1
Jupiter, Pinellas	1
Kansas City, Palm Beach	1
Gwynn Oak, Polk	1
Milford, Bay	1
Milford, Unknown	1
Melbourne, Volusia	1
Mattoon, Lee	1
Marianna, Leon	1
Marianna, Washington	1
Mary Esther, Hillsborough	1
Los Angeles, Orange	1
Maitland, Palm Beach	1
Longwood, Unknown	1
Missing, Franklin	1
Newaygo, Charlotte	1
North Port, Charlotte	1
New Canaan, Dade	1
Na, Dade	1
Eureka, Flagler	1
Evansville, Citrus	1
Crescent City, Marion	1
Crestview, Unknown	1
Denton, Broward	1
Destin, Bay	1
Clearwater, Hillsborough	1
Coal City, Pasco	1
Commerce Township, Manatee	1
Crawfordville, Alachua	1
Fort Lauderdale, Lee	1
Fort Worth, Broward	1
Franklin, Orange	1
Frostproof, Highlands	1
Gainesville, Palm Beach	1
Gainesville, Santa Rosa	1
Brewster, Palm Beach	1
Brownsville, Escambia	1
Bryant, Palm Beach	1
Bonnie, St. Johns	1
Belleair Bluffs, Unknown	1
Celebration, Orange	1
Chicago, Broward	1
Choctaw Beach, Unknown	1
Austin, Dade	1
Apo, Collier	1
Big Torch Key, Monroe	1
Black, Holmes	1
Boca Raton, Lee	1
Bonifay, Unknown	1
8852 Teacher Ln, Pasco	1
Addison, Pasco	1
Apopka, Citrus	1
Apopka, Hillsborough	1
Arabi, Orange	1
Tampa, Duval	1
Surfside Beach, Orange	1
Summerdale, Escambia	1
Sun City Center, Lee	1
Tavares, Unknown	1

# COVID-19: characteristics of 2,094,670 Florida resident cases

Data through Apr 12, 2021 verified as of Apr 13, 2021 at 09:25 AM

Data in this report are provisional and subject to change.

The table below includes the cities and counties of residence for cases in Florida residents based on the patient's ZIP Code. Note that city is not always received as part of the initial notification and may be missing while the case is being investigated.

City and county	Cases
Temple, Palm Beach	1
Saint Charles, Orange	1
St Peterburg, Orange	1
Stiamk, Dade	1
Scottsdale, Brevard	1
Scottsdale, Palm Beach	1
Roswell, Bay	1
Ruskin, Dade	1
Ruskin, Manatee	1
Saint Petersburg, Duval	1
Saint Petersburg, Manatee	1
Port Saint Lucie, Marion	1
Port St Luice, Unknown	1
Pembroke Pines, Unknown	1
Pensacola Naval Hospital, Escambia	1
Pittsburgh, Alachua	1
Plymouth, Pasco	1
Okeechobee, Unknown	1
Oviedo, Orange	1
Pace, Escambia	1
Painted Post, Pasco	1
Palatka, Marion	1
Unknown, Duval	1
Upland, Manatee	1
Valrico, Polk	1
West Hollywood, Broward	1
Wakefield, Broward	1
Waverly, Duval	1
Wabasha, Clay	1
Winnetka, Dade	1
Winter Garden, Osceola	1
Winter Haven, Leon	1
Winter Haven, Osceola	1
Winter Park, Duval	1
Winter Park, Palm Beach	1
Winter Springs, Polk	1
Youngstown, Washington	1
Weston, Unknown	1
Wildwood, Lee	1
Willington, Lee	1
West Palm Beach, Unknown	1
Winter Garden, Duval	1
Woodbine, Nassau	1
Yulee, St. Johns	1
Zephyrhills, Hillsborough	1
Waipahu, Santa Rosa	1
Ward, Polk	1
Wellborn, Columbia	1
West Aplm Beach, Palm Beach	1
Venetian Islands, Dade	1
Topsham, Manatee	1
Town Of Nocatee, St. Johns	1
Troy, Manatee	1
Unkn, Duval	1
Sweetwater, Manatee	1
Syracuse, Polk	1
Tallahassee, Dade	1
Tamarac, Dade	1
Tavares, Orange	1

# COVID-19: characteristics of 2,094,670 Florida resident cases

Data through Apr 12, 2021 verified as of Apr 13, 2021 at 09:25 AM

Data in this report are provisional and subject to change.

The table below includes the cities and counties of residence for cases in Florida residents based on the patient's ZIP Code. Note that city is not always received as part of the initial notification and may be missing while the case is being investigated.

City and county	Cases
Suitland, Volusia	1
Sunbright, Palm Beach	1
West Yarmouth, St. Lucie	1
Saint Joseph, Volusia	1
Russellville, Bay	1
Sagamore Beach, Charlotte	1
Saint Augustine, Broward	1
Saint Cloud, Palm Beach	1
San Antonio, Orange	1
Seminole, Leon	1
Shalimar, Unknown	1
Shirley, Flagler	1
Rileyville, Flagler	1
Prattville, Hillsborough	1
Prestonsburg, Bay	1
Quincy, Jackson	1
Rapid City, Broward	1
Palmetto Bay, Palm Beach	1
Petersburg, Manatee	1
Piasa, Putnam	1
Other, Dade	1
Oldsmar, Hillsborough	1
Olean, Alachua	1
Palm Beach Gardens, Unknown	1
Palmetto, Pasco	1
Parma, Manatee	1
Pass-A-Grille Beach, Pinellas	1
Missing, Okeechobee	1
Monroe Township, Palm Beach	1
Monroe, Lee	1
Moore Haven, Okeechobee	1
Morrisville, Unknown	1
Missing, Levy	1
Myakka City, Sarasota	1
North Palm Beach, Orange	1
Northport, Sarasota	1
Oakland, Lee	1
New Middletown, Hillsborough	1
New Port Richey, Pinellas	1
Newberry, Marion	1
Newtown, Lake	1
Lake Butler, Alachua	1
Kingsland, Nassau	1
Knoxville, Bay	1
Las Vegas, Palm Beach	1
Leesburg, Seminole	1
Lincoln, St. Lucie	1
Little Neck, Lee	1
Mckinney, Broward	1
Miamc, Dade	1
Milford, Lee	1
Ldhl, Broward	1
Longwood, Volusia	1
Matawan, Palm Beach	1
Jupiter, St. Lucie	1
Kenilworth, Leon	1
Key West, Duval	1
Keys West, Unknown	1
Jacksonville, Orange	1

# COVID-19: characteristics of 2,094,670 Florida resident cases

Data through Apr 12, 2021 verified as of Apr 13, 2021 at 09:25 AM

Data in this report are provisional and subject to change.

The table below includes the cities and counties of residence for cases in Florida residents based on the patient's ZIP Code. Note that city is not always received as part of the initial notification and may be missing while the case is being investigated.

City and county	Cases
Jefferson, Dade	1
Jonesboro, Leon	1
Intrcsion Cty, Osceola	1
Inverness, Marion	1
Inwood, Broward	1
Irvine, Marion	1
Istachatta, Hernando	1
Homeless, Monroe	1
Homeless, Pinellas	1
Howell, Dade	1
Hudson, Hernando	1
Indian Rocks Beach, Duval	1
Indiantown, Palm Beach	1
Inglewood, Sarasota	1
Hernando, Marion	1
Hialeah, Collier	1
Helen, Bay	1
Hoclywsod, Dade	1
Holiday, Pinellas	1
Dallas, Hernando	1
Dearborn, Broward	1
Deer Park, Dade	1
Deerfield Beach, Unknown	1
Deerfield, Dade	1
Deland, Seminole	1
Carmel, Orange	1
Cedar Springs, Hernando	1
Caracas, Dade	1
Coconut Ck, Unknown	1
Chicago, Unknown	1
Alpharetta, Broward	1
O, Manatee	1
Acworth, Okaloosa	1
Apopka, Clay	1
Asheville, Highlands	1
Astoria, Broward	1
Atmore, Escambia	1
Bartow, Hardee	1
Bel Air, Collier	1
Brooklyn, Dade	1
Brooklyn, Lee	1
Bonnie, Broward	1
Boston, Broward	1
Downingtown, Broward	1
Downingtown, Hillsborough	1
Dpo, Santa Rosa	1
Dunedin, Unknown	1
Dayton, Lake	1
Daytona Beach, Pinellas	1
Deltona, Seminole	1
Florham Park, Pinellas	1
Erie, Monroe	1
East Palatka, Hillsborough	1
Eastpoint, Leon	1
Fort Lauderdale, Leon	1
Fort Myers, Sarasota	1
Fort Pierce, Palm Beach	1
Fort White, Clay	1
Garden City, Alachua	1

# COVID-19: characteristics of 2,094,670 Florida resident cases

Data through Apr 12, 2021 verified as of Apr 13, 2021 at 09:25 AM

Data in this report are provisional and subject to change.

The table below includes the cities and counties of residence for cases in Florida residents based on the patient's ZIP Code. Note that city is not always received as part of the initial notification and may be missing while the case is being investigated.

City and county	Cases
Gaylord, Orange	1
Goodrich, Charlotte	1
Gotcha, Orange	1
Greensburg, Palm Beach	1
Hallandale, Unknown	1
Harpers Ferry, Palm Beach	1
Haines City, Osceola	1
Crossings, Unknown	1
Davenport, Lake	1
Davie, Unknown	1
Dayton, Orange	1
Dearborn Heights, Hillsborough	1
Edgewood, Broward	1
Elkton, Putnam	1
Chesterfield, Broward	1
Carteret, Polk	1
Cincinnati, Dade	1
Connellsville, Highlands	1
Armstrong, St. Johns	1
Atl, Brevard	1
Alva, Escambia	1
Andalusia, Escambia	1
Arcadia, Highlands	1
Baker, Santa Rosa	1
Belleville, Palm Beach	1
Belmont, Santa Rosa	1
Blountstown, Broward	1
Bronson, Alachua	1
Brooker, Alachua	1
Bradenton, Clay	1
Brandon, Pinellas	1
Bonita, Lee	1
Bocaraten, Palm Beach	1
Hudson, Pinellas	1
Hoosick Falls, Broward	1
Indian Rock Beach, Palm Beach	1
Interlachen, Duval	1
Jacksonville, Nassau	1
Kechi, Orange	1
Fort Myers, Broward	1
Floral, Okaloosa	1
Forestville, Volusia	1
Gainesville, Okaloosa	1
Greenbrier, Bay	1
Groveland, Orange	1
Hialeahgardens, Dade	1
Hiram, Leon	1
Middletown, Osceola	1
Missing, Gilchrist	1
Monroe, Hillsborough	1
Nantucket, Palm Beach	1
New Vernon, Palm Beach	1
Longwood, Broward	1
Lucedale, St. Lucie	1
Kure Beach, Monroe	1
Lakeland, Palm Beach	1
Mayaguez, Dade	1
Macclenny, Duval	1
Mantua, Broward	1

# COVID-19: characteristics of 2,094,670 Florida resident cases

Data through Apr 12, 2021 verified as of Apr 13, 2021 at 09:25 AM

Data in this report are provisional and subject to change.

The table below includes the cities and counties of residence for cases in Florida residents based on the patient's ZIP Code. Note that city is not always received as part of the initial notification and may be missing while the case is being investigated.

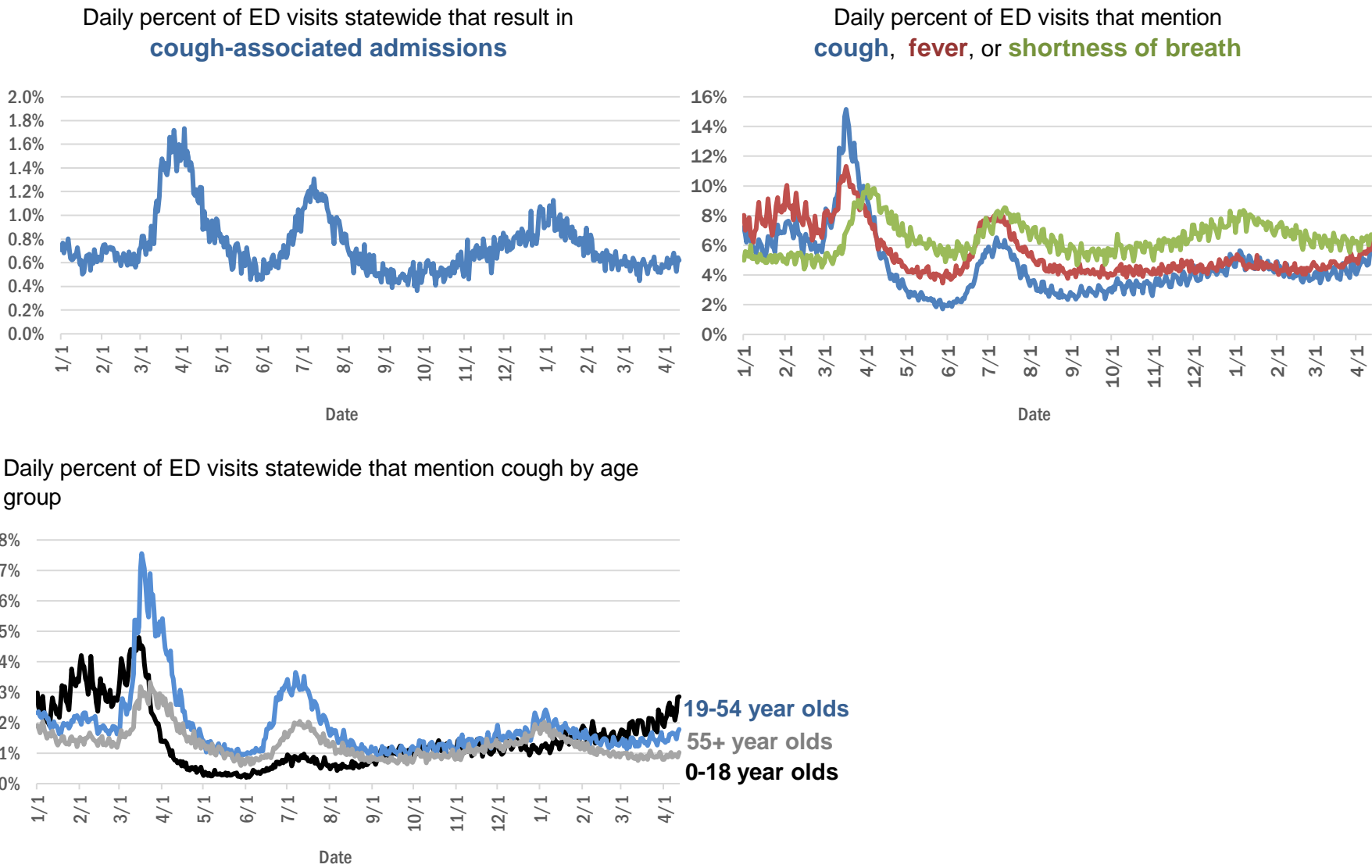
City and county	Cases
White Plains, Broward	1
Whites Creek, Leon	1
Windermere, Volusia	1
Wtixrat, Dade	1
Ventura, Orange	1
Westlake Village, Unknown	1
Watersound, Bay	1
University Of Central Florida, Lee	1
Unk, Duval	1
Trenton, Dixie	1
Unknown, Unknown	1
Saint Augustine, Flagler	1
Powell, Lee	1
Seffenner, Hillsborough	1
Seminole, Lee	1
Saint Petersburg, Charlotte	1
Toms River, Lee	1
Tourist, Dade	1
Sunrtise, Dade	1
Tallahassee, Madison	1
Tallahassee, Pinellas	1
Stratford, Broward	1
Pembroke Pines, Orange	1
Pensacola, Sumter	1
Perth Amboy, Hillsborough	1
Port Orange, Brevard	1
Puerto Rico, Unknown	1
Punta Gorda, Unknown	1
Randolph, Orange	1
Rivera Beach, Palm Beach	1
Paducah, Manatee	1
Orlando, Jackson	1
Orlando, Lee	1
Newberry, Levy	1
North Laud, Unknown	1
Ocala, Citrus	1
Ocoee, Unknown	1
Odessa, Dade	1
Oldsrav, Manatee	1
<b>Total</b>	<b>2,094,670</b>

# COVID-19: additional surveillance information

Data through Apr 12, 2021 verified as of Apr 13, 2021 at 09:25 AM

Data in this report are provisional and subject to change.

## Statewide emergency department (ED) chief complaint and admission data



The Electronic Surveillance System for the Early Notification of Community-Based Epidemics (ESSENCE-FL) includes chief complaint data from 211 of 211 Florida EDs. Data are transmitted electronically to ESSENCE-FL daily or hourly.

# COVID-19: testing by laboratory

Data through Apr 12, 2021 verified as of Apr 13, 2021 at 09:25 AM

Data in this report are provisional and subject to change.

The numbers in the table below represent the number of Florida and non-Florida residents for whom test results were received by the Department of Health. A person can be tested by more than one laboratory and can have both positive and negative results. **Therefore, the sum of the numbers in each column will be larger than the total number of people tested.**

Reporting lab	Inconclusive	Negative	Positive	Percent positive	Total
CURATIVE LABS	15,633	1,698,203	263,730	13%	1,977,566
LABORATORY CORPORATION OF AMERICA	2,611	1,663,476	226,359	12%	1,892,446
QUEST DIAGNOSTICS	12,081	1,400,177	205,771	13%	1,618,029
BIO REFERENCE LABORATORIES, INC	7,568	960,455	185,264	16%	1,153,287
HELIX	9,690	705,249	123,655	15%	838,594
REALTOX LABS LLC	6,773	614,696	101,047	14%	722,516
NOMI_HEALTH	3,215	521,515	72,429	12%	597,159
RCA LABORATORY SERVICES, LLC/GENETWORX		458,146	50,874	10%	509,020
GENETWORX	661	390,598	32,993	8%	424,252
CDR MAGUIRE - HEALTH CARE CENTER		338,622	51,562	13%	390,184
PALM BEACH BALLPARK		319,236	34,939	10%	354,175
PWNHEALTH	1,934	271,583	37,198	12%	310,715
IMPACT HEALTH BIOMETRIC TESTING, INC	1,046	229,655	27,621	11%	258,322
EAST FLORIDA STATE COLLEGE - BREVARD ☐		212,886	26,986	11%	239,872
BPHL-JACKSONVILLE	18	196,435	33,714	15%	230,167
ADVENTHEALTH LAB	99	178,577	22,913	11%	201,589
FULGENT DIAGNOSTICS LABORATORY	3,887	173,773	19,912	10%	197,572
NOMI HEALTH LAB SERVICES		172,680	19,967	10%	192,647
BPHL-MIAMI	225	155,710	26,184	14%	182,119
MAKO GENOMICS	8,141	145,059	26,708	15%	179,908
CB SMITH PARK		150,114	18,792	11%	168,906
MAYO CLINIC LABORATORIES	339	142,374	17,695	11%	160,408
BAYCARE LABORATORIES LLC	636	142,349	12,144	8%	155,129
ELABNETWORK	1,059	139,064	11,923	8%	152,046
MEMORIAL REGIONAL HOSPITAL SOUTH	31	122,092	24,671	17%	146,794
AEGIS SCIENCES CORPORATION	1,213	120,517	19,761	14%	141,491
ORLANDO HEALTH SYSTEM	686	126,990	12,890	9%	140,566
ASCENSION SACRED HEART HOSPITAL - PENSACOLA	2	117,964	18,058	13%	136,024
BIOCOLLECTIONS WORLDWIDE, INC	743	114,377	13,724	11%	128,844
NORTHWEST LABORATORY	247	121,102	6,478	5%	127,827
AKESOGEN		98,765	19,073	16%	117,838
TESTING MATTERS INC	986	98,108	17,806	15%	116,900
ADVENT HEALTH LAB	112	101,258	13,955	12%	115,325
MEDICAL DIAGNOSTIC LABORATORIES	977	98,604	14,221	12%	113,802
BPHL-TAMPA (SPECTRUM BLVD)	45	93,136	17,190	16%	110,371
UF HEALTH MEDICAL LAB	33	100,714	9,527	9%	110,274
TAMPA GENERAL HOSPITAL	4	97,900	9,345	9%	107,249
DIATHERIX LABORATORIES (VRL EUROFINs)	1	87,575	12,954	13%	100,530
KORVALABS, INC	1,285	91,726	4,713	5%	97,724
BAPTIST HEALTH SOUTH FLORIDA	383	84,393	12,717	13%	97,493
SUNPATH MEDICAL DIAGNOSTICS LABORATORY	839	79,298	12,246	13%	92,383
ASCENSION ST VINCENT'S - RIVERSIDE	1	74,739	10,340	12%	85,080
SOUTH MIAMI HOSPITAL LAB	459	69,967	9,894	12%	80,320
LAKELAND REGIONAL MEDICAL CENTER	151	71,000	9,156	11%	80,307
JACKSON MEMORIAL HOSPITAL CLINICAL LAB	79	67,424	11,922	15%	79,425
INGENIOUS PERSONALIZED MEDICINE	232	58,588	11,854	17%	70,674
UF HEALTH SHANDS HOSPITAL	515	64,992	4,665	7%	70,172

# COVID-19: testing by laboratory

Data through Apr 12, 2021 verified as of Apr 13, 2021 at 09:25 AM

Data in this report are provisional and subject to change.

The numbers in the table below represent the number of Florida and non-Florida residents for whom test results were received by the Department of Health. A person can be tested by more than one laboratory and can have both positive and negative results. **Therefore, the sum of the numbers in each column will be larger than the total number of people tested.**

Reporting lab	Inconclusive	Negative	Positive	Percent positive	Total
AMERICAN HEALTH ASSOCIATES	9	62,828	5,258	8%	68,095
APPLIED INGENUITY DIAGNOSTICS LLC		59,181	2,897	5%	62,078
AIT LABORATORIES		54,447	6,701	11%	61,148
MINUTECLINIC LLC		52,144	8,904	15%	61,048
BAPTIST HEALTH - JACKSONVILLE	4	52,878	4,085	7%	56,967
GENESIS REFERENCE LABORATORIES		50,204	5,346	10%	55,550
ARUP LABORATORIES	16	50,097	2,927	6%	53,040
ADVENTIST HEALTH SYSTEMS SUNBELT INC DBA		46,263	5,850	11%	52,113
TALLAHASSEE MEMORIAL HOSPITAL	241	46,104	5,568	11%	51,913
SARASOTA MEMORIAL HOSPITAL MAIN LAB	12	47,176	3,996	8%	51,184
BROWARD GENERAL MEDICAL CENTER-CLINICAL LAB	2	44,547	4,855	10%	49,404
NICKLAUS CHILDREN'S HOSPITAL	73	43,018	5,546	11%	48,637
FLORIDA HOSPITAL - TAMPA	37	43,587	3,493	7%	47,117
VIRACOR EUROFINS		35,903	9,843	22%	45,746
DWIC OF TAMPA BAY INC		39,381	5,180	12%	44,561
MILLENNIUM PHYSICIAN GROUP	17	36,502	7,120	16%	43,639
MEDFAST URGENT CARE CENTERS, LLC	20	37,032	5,586	13%	42,638
UNIVERSITY OF MIAMI HOSPITAL	150	38,422	3,874	9%	42,446
LEE HEALTH - CAPE CORAL HOSPITAL	3	36,261	5,834	14%	42,098
UF HEALTH JACKSONVILLE	56	36,526	4,157	10%	40,739
ECCO LAB GROUP CO	534	34,038	4,712	12%	39,284
AMELIA EARHART		33,476	5,391	14%	38,867
INTEGRATED REGIONAL LABORATORIES LLP	13	33,321	4,665	12%	37,999
ORANGE COUNTY CONVENTION CENTER		33,330	3,715	10%	37,045
MIAMI DADE COUNTY☐		32,091	3,527	10%	35,618
WALGREENS	36	30,001	5,550	16%	35,587
MOUNT SINAI MEDICAL CENTER	12	32,101	3,427	10%	35,540
NORTH FLORIDA REGIONAL MEDICAL CENTER		31,798	3,593	10%	35,391
BRANDON REGIONAL HOSPITAL		30,272	3,906	11%	34,178
ST JOSEPHS HOSPITAL LABORATORY	23	30,319	3,819	11%	34,161
STS LAB 2 LLC	6	31,094	1,687	5%	32,787
JUPITER MEDICAL CENTER LAB	86	29,753	2,882	9%	32,721
NIGHT LITE PEDIATRIC CENTER LLC		29,467	3,140	10%	32,607
GENESIS MEDICAL LABORATORY	443	27,151	4,862	15%	32,456
JFK MEDICAL CENTER LAB	1	27,347	3,471	11%	30,819
PALMETTO GENERAL HOSPITAL LAB	3	25,368	4,931	16%	30,302
HOLY CROSS HOSPITAL CLINICAL LAB	1	27,190	2,577	9%	29,768
WATSON CLINIC LLP		24,030	5,541	19%	29,571
AVENTUS BIO LABS	16	24,324	3,419	12%	27,759
MALABAR MEDICAL WALK IN CLINIC	1	22,604	4,436	16%	27,041
INFINITY BIOLOGIX LLC (GINKO BIOWORKS)	112	25,449	1,199	4%	26,760
HEALTHLINK DIAGNOSTIC LABORATORIES	296	24,030	2,434	9%	26,760
ACCESS DX LABORATORY	226	23,154	2,121	8%	25,501
CLEVELAND CLINIC TRADITION HOSPITAL		23,114	1,782	7%	24,896

# COVID-19: testing by laboratory

Data through Apr 12, 2021 verified as of Apr 13, 2021 at 09:25 AM

Data in this report are provisional and subject to change.

The numbers in the table below represent the number of Florida and non-Florida residents for whom test results were received by the Department of Health. A person can be tested by more than one laboratory and can have both positive and negative results. **Therefore, the sum of the numbers in each column will be larger than the total number of people tested.**

Reporting lab	Inconclusive	Negative	Positive	Percent positive	Total
CLEVELAND CLINIC HOSPITAL LAB	4	22,195	2,520	10%	<b>24,719</b>
MORTON PLANT HOSPITAL-ADLER INSTITUTE	26	21,982	2,688	11%	<b>24,696</b>
MIAMI BEACH CONVENTION CENTER		22,780	1,739	7%	<b>24,519</b>
LAB DIAGNOSTICS LLC	396	17,940	5,362	23%	<b>23,698</b>
DRS CLACK SPENCER WHITE & MCCORMACK PA D/B/A		21,358	2,104	9%	<b>23,462</b>
SAINT MARY'S MEDICAL CENTER	26	21,082	2,350	10%	<b>23,458</b>
PANCARE OF FLORIDA INC		20,879	2,522	11%	<b>23,401</b>
UNITED CLINICAL LABORATORY LLC	3	20,242	2,641	12%	<b>22,886</b>
STATLAB_MOBILE	1	20,474	2,060	9%	<b>22,535</b>
NAPLES COMMUNITY HOSPITAL	73	19,854	2,056	9%	<b>21,983</b>
BAYFRONT HEALTH - ST PETERSBURG	17	19,276	2,583	12%	<b>21,876</b>
PATIENTS FIRST LAKE ELLA MEDICAL CENTER PA		18,109	3,293	15%	<b>21,402</b>
ADVENT HEALTH - DAYTONA BEACH	32	18,890	1,729	8%	<b>20,651</b>
EXACT SCIENCES LABORATORIES	1	18,177	2,307	11%	<b>20,485</b>
OSCEOLA REGIONAL MEDICAL CENTER	1	17,540	2,427	12%	<b>19,968</b>
LEESBURG REGIONAL MEDICAL CENTER		17,515	2,391	12%	<b>19,906</b>
HOMESTEAD HOSPITAL CLINICAL LABORATORY	27	16,235	3,428	17%	<b>19,690</b>
CLARITY LAB SOLUTIONS	104	17,386	2,045	10%	<b>19,535</b>
MEMORIAL HOSPITAL JACKSONVILLE	8	16,207	2,833	15%	<b>19,048</b>
NORTHWEST MEDICAL CENTER	1	16,609	2,294	12%	<b>18,904</b>
ORANGE PARK MEDICAL CENTER	9	15,408	2,754	15%	<b>18,171</b>
SYNERGY DIAGNOSTIC LABORATORY	98	15,802	2,116	12%	<b>18,016</b>
INDIAN RIVER PATHOLOGY LLC		16,635	1,300	7%	<b>17,935</b>
VISTA CLINICAL DIAGNOSTICS	490	15,453	1,931	11%	<b>17,874</b>
BETHESDA HOSPITAL EAST		16,272	1,596	9%	<b>17,868</b>
OAK HILL HOSPITAL		15,775	1,926	11%	<b>17,701</b>
DELRAY MEDICAL CENTER LAB	3	15,833	1,750	10%	<b>17,586</b>
HEALTH CENTER AT SINAI RESIDENCES		16,930	506	3%	<b>17,436</b>
LAWNWOOD REGIONAL MEDICAL CENTER	1	14,918	2,342	14%	<b>17,261</b>
BIOCERNA LABS	461	14,582	2,112	12%	<b>17,155</b>
MEMORIAL REGIONAL HOSPITAL CLINICAL LABORATORY	10	15,974	1,057	6%	<b>17,041</b>
ACCESS MEDICAL LABORATORIES	4	8,748	8,281	49%	<b>17,033</b>
WEST KENDALL BAPTIST HOSPITAL	14	13,803	3,118	18%	<b>16,935</b>
BAPTIST HEALTH - SOUTH		15,406	1,282	8%	<b>16,688</b>
THE HEALTHCARE DISTRICT OF PALM BEACH COUNTY	51	14,574	2,057	12%	<b>16,682</b>
ADVENTHEALTH CENTRA CARE LAKE BUENA VISTA		14,659	1,971	12%	<b>16,630</b>
FULGENT DIAGNOSTICS	171	15,115	995	6%	<b>16,281</b>
WELLINGTON REGIONAL MED CTR LAB	6	14,468	1,799	11%	<b>16,273</b>
LARGO MEDICAL CENTER		14,502	1,734	11%	<b>16,236</b>
WINTER HAVEN HOSPITAL CLINICAL LABORATORY	4	13,795	2,434	15%	<b>16,233</b>
MOLECULAR INFECTIOUS DISEASES	599	14,664	668	4%	<b>15,931</b>
NEMOURS CHILDRENS HOSPITAL	1	14,962	912	6%	<b>15,875</b>
LABS ASAP LLC		14,349	1,454	9%	<b>15,803</b>
UHEALTH CORAL GABLES/LENNAR MED CTR	49	14,613	1,061	7%	<b>15,723</b>
BAPTIST HEALTHCARE - BAPTIST HOSPITAL	6	12,454	3,259	21%	<b>15,719</b>

# COVID-19: testing by laboratory

Data through Apr 12, 2021 verified as of Apr 13, 2021 at 09:25 AM

Data in this report are provisional and subject to change.

The numbers in the table below represent the number of Florida and non-Florida residents for whom test results were received by the Department of Health. A person can be tested by more than one laboratory and can have both positive and negative results. **Therefore, the sum of the numbers in each column will be larger than the total number of people tested.**

Reporting lab	Inconclusive	Negative	Positive	Percent positive	Total
PRIVA PATH LABS	80	14,533	1,001	6%	15,614
MEDICAL CENTER OF TRINITY CLINICAL LABORATORY	2	13,952	1,574	10%	15,528
LEE HEALTH - LEE MEMORIAL HOSPITAL		11,812	3,689	24%	15,501
PALMS WEST HOSPITAL LAB	2	13,405	2,048	13%	15,455
MEDRITE MEDICAL CARE, PC	6,839	7,763	752	5%	15,354
WEST FLORIDA HOSPITAL LAB	1	12,068	3,088	20%	15,157
NATIONWIDE LABORATORY SERVICES INC	525	12,575	1,730	12%	14,830
WESTSIDE REGIONAL MED CTR	2	12,652	2,161	15%	14,815
CARDIOPATH	84	12,817	1,890	13%	14,791
MERCY HOSPITAL A CAMPUS OF PLANTATION GEN HOSP LAB	1	12,510	2,227	15%	14,738
GOOD SAMARITAN MEDICAL CENTER LAB	2	12,881	1,854	13%	14,737
NONA SCIENTIFIC	5	11,526	3,168	22%	14,699
INDIAN RIVER MEDICAL CENTER LAB		13,669	852	6%	14,521
REGIONAL MEDCIAL CENTER BAYONET POINT	2	13,327	1,131	8%	14,460
THE VILLAGES REGIONAL HOSPITAL		12,855	1,403	10%	14,258
GULF COAST MEDICAL CENTER MICROLAB		11,086	2,938	21%	14,024
AVENTURA HOSPITAL LAB		11,117	2,537	19%	13,654
CORAL GABLES HOSPITAL CLINICAL LABORATORY		11,526	2,034	15%	13,560
BAPTIST HEALTH SOUTH FLORIDA - WEST KENDALL URGENT CARE		11,181	2,188	16%	13,369
CAPITAL REGIONAL MEDICAL CTR		10,858	2,430	18%	13,288
WEST BOCA MEDICAL CENTER LAB		12,256	963	7%	13,219
BLAKE MEDICAL CENTER		11,644	1,573	12%	13,217
HALIFAX MEDICAL CENTER LAB	38	11,185	1,934	15%	13,157
PRECISION HEALTH RESOURCES LLC		12,241	826	6%	13,067
ST ANTHONY'S HOSPITAL LAB	30	11,372	1,613	12%	13,015
MANATEE MEMORIAL HOSPITAL		11,838	1,083	8%	12,921
LEE HEALTH - HEALTH PARK MEDICAL CENTER		10,856	2,004	16%	12,860
PALM BEACH GARDENS MEDICAL CTR LAB		11,433	1,235	10%	12,668
GENOVA DIAGNOSTICS LABORATORY	67	11,234	1,099	9%	12,400
ST JOSEPHS HOSPITAL	18	10,587	1,766	14%	12,371
FLORIDA LABORATORY ANALYSIS		10,821	1,525	12%	12,346
PATHNOSTICS	41	9,757	2,438	20%	12,236
LAKE CITY HM		11,147	988	8%	12,135
BINAXNOW	9	9,181	2,888	24%	12,078
PLANTATION GENERAL HOSPITAL		10,216	1,835	15%	12,051
FLORIDA HOSPITAL HEARTLAND MED CTR CLINICAL LAB	33	10,514	1,495	12%	12,042
PWN HEALTH	17	9,945	2,080	17%	12,042
LAKE CITY MEDICAL CENTER		9,744	2,274	19%	12,018
LARKIN COMMUNITY HOSPITAL	10	10,429	1,534	13%	11,973
PHYSICIANS REGIONAL MEDICAL CENTER - PINE RIDGE RD	1	10,736	1,213	10%	11,950
FLORIDA HOSPITAL WATERMAN LABORATORY	70	10,997	863	7%	11,930
CernerELR_Advent		10,326	1,436	12%	11,762
COAST DIAGNOSTICS LLC	45	10,417	1,254	11%	11,716
ST MARKS HOSPITAL LABORATORY B	78	10,627	1,002	9%	11,707
FLORIDA MEDICAL CENTER - A CAMPUS OF NORTH SHORE	2	10,172	1,401	12%	11,575
EXPRESS GENE MOLECULAR DIAGNOSTICS LABORATORY	1	9,998	1,515	13%	11,514
VIKOR SCIENTIFIC	49	9,556	1,836	16%	11,441

# COVID-19: testing by laboratory

Data through Apr 12, 2021 verified as of Apr 13, 2021 at 09:25 AM

Data in this report are provisional and subject to change.

The numbers in the table below represent the number of Florida and non-Florida residents for whom test results were received by the Department of Health. A person can be tested by more than one laboratory and can have both positive and negative results. **Therefore, the sum of the numbers in each column will be larger than the total number of people tested.**

Reporting lab	Inconclusive	Negative	Positive	Percent positive	Total
MEASE COUNTRYSIDE LAB	14	10,089	1,277	11%	11,380
CENTRAL FLORIDA REGIONAL HOSPITAL		10,171	1,197	11%	11,368
ADVENT HEALTH - WESLEY CHAPEL	14	10,257	1,060	9%	11,331
ADVENTHEALTH CENTRA CARE WATERFORD LAKES		9,470	1,849	16%	11,319
DOCTORS HOSPITAL	7	9,444	1,780	16%	11,231
NORTHSIDE HOSPITAL AND HEART INSTITUTE		10,051	1,102	10%	11,153
AMERICAN FAMILY CARE	1	6,591	4,512	41%	11,104
CORAL SPRINGS MED CTR		9,881	1,065	10%	10,946
JOHNS HOPKINS ALL CHILDREN'S HOSPITAL		10,228	692	6%	10,920
SARKIS CLINICAL TRIALS	25	9,541	1,331	12%	10,897
FLORIDA HOSPITAL DELAND	10	9,533	1,287	12%	10,830
LEON MEDICAL CENTERS LLC		8,611	2,190	20%	10,801
NCF DIAGNOSTICS & DNA TECHNOLOGIES LAB	166	9,979	535	5%	10,680
BAPTIST HEALTH SOUTH FLORIDA - COUNTRY WALK URGENT CARE		8,802	1,873	18%	10,675
HEALTHQUEST ESOTERICS		9,100	1,554	15%	10,654
LARKIN COMMUNITY HOSPITAL INC DBA CARDIOTROPIC		6,819	3,620	35%	10,439
ADVENTHEALTH CENTRA CARE ST CLOUD	1	8,975	1,460	14%	10,436
WEST PALM HOSPITAL LAB		9,593	802	8%	10,395
LABSTAT LLC	23	9,807	474	5%	10,304
SYNERGY LABORATORIES	34	8,924	1,168	12%	10,126
AVECINA MEDICAL	4	6,205	3,821	38%	10,030
LEE DAVIS COMMUNITY RESOURCE CENTER		8,536	1,479	15%	10,015
FAU		9,219	794	8%	10,013
MEDARBOR DIAGNOSTICS	1	8,789	1,148	12%	9,938
OCALA REGIONAL MEDICAL CENTER		8,685	1,237	12%	9,922
P4 CLINICAL, LLC	205	8,689	969	10%	9,863
SRQ DRIVE THROUGH		8,944	905	9%	9,849
GENE BY GENE, GENOMICS RESEARCH CENTER LAB	44	9,191	609	6%	9,844
BROWARD HEALTH NORTH CLINICAL LABORATORY		8,749	1,094	11%	9,843
H LEE MOFFITT CANCER CENTER LABORATORY	2	9,578	256	3%	9,836
FLORIDA HOSPITAL FLAGLER	29	8,864	910	9%	9,803
AVECINA	20	9,006	704	7%	9,730
NORTH SHORE MEDICAL CENTER		8,052	1,595	17%	9,647
PALM BEACH BALL PARK		8,607	1,028	11%	9,635
BOSTON HEART DIAGNOSTICS CORP		8,409	1,208	13%	9,617
FLORIDA HOSPITAL OF CARROLLWOOD	23	8,149	1,335	14%	9,507
FLORIDA HOSPITAL ZEPHYRHILLS	10	8,403	1,058	11%	9,471
LEE HEALTH - GULF COAST MEDICAL CENTER	2	7,701	1,764	19%	9,467
SANTA ROSA MEDICAL CENTER	2	7,738	1,504	16%	9,244
BAPTIST HEALTH - BEACHES		8,443	667	7%	9,110
INFORM DIAGNOSTICS, INC		8,568	512	6%	9,080
ADVENTHEALTH CENTRA CARE CLERMONT		7,785	1,227	14%	9,012
ADVENTHEALTH CENTRA CARE UNIVERSITY	1	7,970	1,035	11%	9,006
CERNERELR_BAYCARE	43	8,320	616	7%	8,979
ANNE BATES LEACH EYE HOSPITAL/ ABLEH MICROBIOLOGY LABORATORY	9	8,796	126	1%	8,931
NCH DOWNTOWN NAPLES HOSPITAL	16	8,174	724	8%	8,914
CLEVELAND CLINIC MARTIN SOUTH HOSPITAL	1	7,940	950	11%	8,891

# COVID-19: testing by laboratory

Data through Apr 12, 2021 verified as of Apr 13, 2021 at 09:25 AM

Data in this report are provisional and subject to change.

The numbers in the table below represent the number of Florida and non-Florida residents for whom test results were received by the Department of Health. A person can be tested by more than one laboratory and can have both positive and negative results. **Therefore, the sum of the numbers in each column will be larger than the total number of people tested.**

Reporting lab	Inconclusive	Negative	Positive	Percent positive	Total
BAPTIST HEALTH SOUTH FLORIDA - MIAMI LAKES URGENT CARE		6,971	1,898	21%	8,869
INDIAN RIVER MEDICAL CENTER		7,823	1,038	12%	8,861
ADVENTHEALTH CENTRA CARE WINTER GARDEN	1	7,791	998	11%	8,790
ADVENTHEALTH CENTRA CARE WINTER PARK		7,872	911	10%	8,783
MEMORIAL HOSPITAL WEST LABORATORY SERVICES	14	7,979	787	9%	8,780
BAYCARE COMMUNITY HEALTH		8,573	198	2%	8,771
SOUTH BAY HOSPITAL CLINICAL LAB	1	7,828	920	11%	8,749
CLEVELAND CLINIC MARTIN NORTH HOSPITAL		7,799	949	11%	8,748
FLORIDA HOSPITAL OCALA		7,715	1,007	12%	8,722
KD MEDICAL CHOICE LLC	5	7,844	751	9%	8,600
MEMORIAL HOSPITAL MICRO		8,028	568	7%	8,596
POINCIANA MEDICAL CENTER		6,683	1,787	21%	8,470
ST LUCIE MEDICAL CENTER		6,808	1,567	19%	8,375
WEST MARION COMMUNITY HOSPITAL LAB		6,972	1,355	16%	8,327
ADVENTHEALTH CENTRA CARE LAKE LAND	1	7,210	1,115	13%	8,326
AVECINA MEDICAL OAKLEAF	3	6,977	1,330	16%	8,310
ISPM LABS, LLC DBA CAPSTONE DIAGNOSTICS, LLC		7,816	396	5%	8,212
CERNERELR_BAPTISTMIAMI	31	7,313	862	11%	8,206
NCH NORTH NAPLES HOSPITAL	9	7,351	778	10%	8,138
LAKEWOOD RANCH MEDICAL CENTER		7,474	633	8%	8,107
ADVENTHEALTH CENTRA CARE LEE ROAD		7,218	858	11%	8,076
FLORIDA HOSPITAL FISH MEMORIAL	19	6,849	1,191	15%	8,059
MORTON PLANT-MEASE	5	7,113	772	10%	7,890
ATLANTIS URGENT CARE	12	6,161	1,705	22%	7,878
ADVENTHEALTH CENTRA CARE HUNTERS CREEK	3	6,788	1,048	13%	7,839
ARCPOINT LABS OF FORT MYERS	5	6,811	928	12%	7,744
ADVENTHEALTH CENTRA CARE DR PHILLIPS		6,965	766	10%	7,731
QDX PATHOLOGY SERVICES	2	7,295	417	5%	7,714
BAPTIST HEALTH SOUTH FLORIDA - WESTCHESTER URGENT CARE		6,313	1,353	18%	7,666
ADVENTHEALTH CENTRA CARE SANFORD		6,733	932	12%	7,665
BAYFRONT HEALTH - PORT CHARLOTTE		7,028	591	8%	7,619
NCH NORTH NAPLES HOSPITAL LAB	15	6,733	830	11%	7,578
PARAMOUNT URGENT CARE	2	4,306	3,252	43%	7,560
HIALEAH HOSPITAL	4	5,881	1,648	22%	7,533
ADVENTHEALTH CENTRA CARE LAKE MARY	2	6,474	977	13%	7,453
EMERALD COAST URGENT CARE		5,836	1,602	22%	7,438
BAPTIST HEALTH SOUTH FLORIDA - DORAL URGENT CARE		5,935	1,452	20%	7,387
ADVENTHEALTH CENTRA CARE APOPKA	1	6,328	1,048	14%	7,377
ADVENTHEALTH CENTRA CARE MOUNT DORA		6,211	1,117	15%	7,328
LEE HEALTH CONVENIENT CARE - PAGE FIELD		6,511	807	11%	7,318
ADVENTIST HEALTH SYSTEMS, SUNBELT INC		6,287	952	13%	7,239
OVIDO MEDICAL CENTER		6,480	737	10%	7,217
ADVENTHEALTH CENTRA CARE KISSIMMEE		6,477	732	10%	7,209
BAPTIST HEALTH - NASSAU		6,838	360	5%	7,198
SPORTS DRUG TESTING LABORATORY	113	6,861	178	2%	7,152
HOLIDAY CVS LLC		6,701	375	5%	7,076
MEDEXPRESS URGENT CARE OF BOYNTON BEACH LLC		6,499	573	8%	7,072

# COVID-19: testing by laboratory

Data through Apr 12, 2021 verified as of Apr 13, 2021 at 09:25 AM

Data in this report are provisional and subject to change.

The numbers in the table below represent the number of Florida and non-Florida residents for whom test results were received by the Department of Health. A person can be tested by more than one laboratory and can have both positive and negative results. **Therefore, the sum of the numbers in each column will be larger than the total number of people tested.**

Reporting lab	Inconclusive	Negative	Positive	Percent positive	Total
EGLIN AIR FORCE BASE	14	5,353	1,673	24%	7,040
MEDEXPRESS URGENT CARE	2	4,830	2,154	31%	6,986
AVERO DIAGNOSTICS - IRVING	11	6,490	474	7%	6,975
COMMUNITY HEALTH CENTERS OF PINELLAS INC	1	5,627	1,334	19%	6,962
IMPERIAL POINT MEDICAL CENTER		6,347	606	9%	6,953
EMPIRE CITY LABORATORIES INC	86	5,855	965	14%	6,906
LUMINUS DIAGNOSTICS		6,282	556	8%	6,838
ST PETERSBURG GENERAL HOSPITAL		5,837	999	15%	6,836
ADVENTHEALTH CENTRA CARE ALTAMONTE		5,972	852	12%	6,824
SUNCOAST PATHOLOGY ASSOCIATES		6,218	581	9%	6,799
UNKNOWN	4	3,510	3,281	48%	6,795
ADVENTHEALTH EXPRESS CARE		5,605	1,172	17%	6,777
DYNIX DIAGNOSTIX		6,029	639	10%	6,668
MEDEXPRESS URGENT CARE HUDSON		5,726	927	14%	6,653
VISTA CLINICAL	8	3,887	2,716	41%	6,611
MINUTECLINIC LLC		5,623	986	15%	6,609
CLINICAL REFERENCE LABORATORY	2	6,251	339	5%	6,592
ST JOSEPHS NORTH HOSPITAL LAB	7	5,620	963	15%	6,590
ACUTIS DIAGNOSTICS	171	5,301	1,101	17%	6,573
FORT WALTON BEACH MEDICAL CENTER		5,594	918	14%	6,512
SOLARIS DIAGNOSTICS	11	5,911	583	9%	6,505
ADVENTHEALTH CENTRA CARE AZALEA PARK		5,526	916	14%	6,442
AHCC WESLEY CHAPEL		5,648	737	12%	6,385
FLORIDA HOSPITAL NORTH PINELLAS	11	5,788	504	8%	6,303
ADVENTHEALTH CENTRA CARE OVIEDO		5,363	884	14%	6,247
ADVENT HEALTH - HEART OF FLORIDA ER	1	5,378	833	13%	6,212
NORTHWEST FLORIDA COMMUNITY HOSPITAL	46	4,682	1,456	24%	6,184
MICROGEN DX	4	5,440	717	12%	6,161
BAPTIST HEALTH SOUTH FLORIDA - PEMBROKE PINES URGENT CARE		5,084	1,049	17%	6,133
FLORIDA COMMUNITY HEALTH CENTER		4,907	1,193	20%	6,100
MINUTECLINIC		5,210	884	15%	6,094
ANGEL KIDS PEDIATRICS		5,729	326	5%	6,055
MINUTECLINIC LLC #1067		5,200	822	14%	6,022
MINUTECLINIC LLC #3703		4,874	1,094	18%	5,968
PUTNAM COMMUNITY MEDICAL CENTER		5,197	725	12%	5,922
BAYFRONT HEALTH - VENICE REGIONAL MEDICAL	1	5,374	537	9%	5,912
DOCTORS URGENT CARE LLC	1	4,812	1,086	18%	5,899
HOLMES REG MED CENTER CLINICAL LAB		5,234	652	11%	5,886
ADVENTHEALTH CENTRA CARE LONGWOOD		5,132	735	13%	5,867
PRO CLINIC		4,771	1,080	18%	5,851
WELLINGTON REGIONAL MEDICAL CENTER		5,366	467	8%	5,833
MINUTECLINIC LLC #8396		4,964	853	15%	5,817
SOUTH FLORIDA BAPTIST HOSPITAL MICRO	4	4,822	964	17%	5,790
ADVENTHEALTH CENTRA CARE SOUTH ORANGE		4,974	812	14%	5,786
URGENT CARE OF THE PALM BEACHES		4,828	947	16%	5,775
COASTAL MED URGENT CARE		4,219	1,542	27%	5,761
ADVENTHEALTH CENTRA CARE ORANGE LAKE		5,028	697	12%	5,725

# COVID-19: testing by laboratory

Data through Apr 12, 2021 verified as of Apr 13, 2021 at 09:25 AM

Data in this report are provisional and subject to change.

The numbers in the table below represent the number of Florida and non-Florida residents for whom test results were received by the Department of Health. A person can be tested by more than one laboratory and can have both positive and negative results. **Therefore, the sum of the numbers in each column will be larger than the total number of people tested.**

Reporting lab	Inconclusive	Negative	Positive	Percent positive	Total
LABORATORY OF FLORIDA LLC	41	5,180	473	8%	5,694
DOCTORS URGENT CARE OF LUTZ LLC	1	4,588	1,093	19%	5,682
ADVENTHEALTH CENTRA CARE PORT ORANGE		4,733	900	16%	5,633
FLORIDA FAMILY LABORATORY, INC DBA	45	5,141	442	8%	5,628
HEALTH FIRST ADVENTHEALTH CENTRA CARE - TITUSVILLE		4,734	858	15%	5,592
SUNRISE MEDICAL LABORATORIES	2	5,184	400	7%	5,586
ADVENTHEALTH CENTRA CARE SAND LAKE		4,937	588	11%	5,525
MEDICAL DNA LABS LLC	3	5,019	480	9%	5,502
MEDEXPRESS URGENT CARE - ROYAL PALM BEACH		4,887	597	11%	5,484
UNIVERSITY HOSPITAL AND MEDICAL CENTER		4,166	1,290	24%	5,456
TROPICANA FIELD - LOT 2	19	4,935	493	9%	5,447
MEDEXPRESS URGENT CARE - GOLDEN GATE		4,799	645	12%	5,444
MEDEXPRESS URGENT CARE - ESTERO		4,867	574	11%	5,441
MEDCOMP SCIENCES LLC	121	3,294	1,998	37%	5,413
URGENT CARE CURE	2	4,650	751	14%	5,403
BAPTIST HEALTH - NORTH		4,281	1,107	21%	5,388
PEDIATRIC HEALTH CARE ALLIANCE PA		4,926	454	8%	5,380
ALTRU DIAGNOSTICS INC	4	5,174	194	4%	5,372
ADVENTHEALTH CENTRA CARE LEESBURG		4,397	973	18%	5,370
PALMS OF PASADENA HOSPITAL		4,798	568	11%	5,366
BAPTIST HEALTH SOUTH FLORIDA - CORAL SPRINGS URGENT CARE		4,590	767	14%	5,357
ESCAMBIA COMMUNITY CLINICS INC	8	4,050	1,289	24%	5,347
PHARMCO RX	2	5,039	301	6%	5,342
BAPTIST HEALTH SOUTH FLORIDA - KENDALE LAKES URGENT CARE		4,262	1,026	19%	5,288
MARTIN HOSPITAL SOUTH LAB		4,966	291	6%	5,257
MEDEXPRESS URGENT CARE PALM BEACH GARDENS		4,768	468	9%	5,236
DOCTORS HOSPITAL OF SARASOTA CLINICAL LABORATORY		4,567	662	13%	5,229
BAPTIST HEALTH SOUTH FLORIDA - TAMiami TRAIL URGENT CARE		4,200	1,028	20%	5,228
WESTCHESTER HOSPITAL	23	4,255	943	18%	5,221
THE CENTER FOR URGENT CARE	3	4,352	856	16%	5,211
HEALTH FIRST ADVENTHEALTH CENTRA CARE GATEWAY	1	4,651	524	10%	5,176
PARAMOUNT URGENT CARE INC	1	2,958	2,164	42%	5,123
TALLAHASSEE PRIMARY CARE ASSOCIATES		4,507	599	12%	5,106
TRINITY SPRINGS		4,372	729	14%	5,101
RAULERSON HOSPITAL		4,241	834	16%	5,075
MINUTE CLINIC LLC		4,385	654	13%	5,039
PARAMOUNT URGENT CARE - WINDERMERE	2	3,285	1,707	34%	4,994
BAPTIST HEALTH SOUTH FLORIDA - PINECREST URGENT CARE		4,257	707	14%	4,964
BAPTIST HEALTH SOUTH FLORIDA - CORAL GABLES (UNIVERSITY) URGENT CARE		4,270	694	14%	4,964
BAPTIST HEALTH SOUTH FLORIDA - CORAL GABLES URGENT CARE		4,098	831	17%	4,929
MEDEXPRESS URGENT CARE - LAKELAND		4,285	597	12%	4,882
MINUTECLINIC LLC # 0709		4,059	766	16%	4,825
BAYFRONT HEALTH - SEVEN RIVERS		4,397	407	8%	4,804
BAPTIST HEALTH SOUTH FLORIDA - PALMETTO BAY URGENT CARE		3,991	773	16%	4,764
BETHESDA HOSPITAL WEST		4,251	482	10%	4,733
FLAGLER HOSPITAL LABORATORY	8	3,653	1,043	22%	4,704
ASCENSION SACRED HEART - EMERALD COAST		3,896	759	16%	4,655

# COVID-19: testing by laboratory

Data through Apr 12, 2021 verified as of Apr 13, 2021 at 09:25 AM

Data in this report are provisional and subject to change.

The numbers in the table below represent the number of Florida and non-Florida residents for whom test results were received by the Department of Health. A person can be tested by more than one laboratory and can have both positive and negative results. **Therefore, the sum of the numbers in each column will be larger than the total number of people tested.**

Reporting lab	Inconclusive	Negative	Positive	Percent positive	Total
MEASE DUNEDIN HOSPITAL	5	4,153	495	11%	4,653
BAYFRONT HEALTH - BROOKSVILLE		4,134	513	11%	4,647
ADVENTHEALTH PROMPT CARE	2	3,386	1,231	27%	4,619
NIGHT LITE PEDIATRICS	4	3,344	1,258	27%	4,606
PREMIER MEDICAL	2	4,492	94	2%	4,588
MOFFITT CANCER CENTER	6	4,414	97	2%	4,517
ADVENTHEALTH CENTRA CARE COLONIAL TOWN	2	4,021	475	11%	4,498
PREMIER URGENT CARE OF BREVARD LLC	4	3,916	562	13%	4,482
VENTURE MEDICAL OF FLORIDA LLC		4,133	335	7%	4,468
QUICK CARE MED PL	2	3,763	690	15%	4,455
BAYFRONT HEALTH - PUNTA GORDA		4,085	330	7%	4,415
GENOSUR LLC	16	4,341	56	1%	4,413
TWIN CITIES HOSPITAL	1	3,859	517	12%	4,377
DESOTO MEMORIAL HOSPITAL	3	3,601	771	18%	4,375
MEMORIAL HOSPITAL- MIRAMAR	12	4,014	321	7%	4,347
BAYFRONT HEALTH - SPRING HILL		3,986	359	8%	4,345
GENESIS DIAGNOSTICS		4,089	248	6%	4,337
US BIOTEK LABORATORIES	15	3,949	369	9%	4,333
PALMS MEDICAL GROUP	5	2,978	1,345	31%	4,328
ENGLEWOOD COMMUNITY HOSPITAL		3,927	384	9%	4,311
ACCU REFERENCE MEDICAL LAB	9	3,457	796	19%	4,262
BAYA PHARMACY & URGENT CARE		3,147	1,110	26%	4,257
DOCTORS TEST CENTERS		3,759	482	11%	4,241
ADVENTIST HEALTH SYSTEMS SUNBELT IN DBA		3,759	479	11%	4,238
AMELIA URGENT CARE		2,590	1,621	38%	4,211
MINUTECLINIC LLC #3463		3,483	686	16%	4,169
MEDEXPRESS URGENT CARE CAPE CORAL		3,575	578	14%	4,153
LAKESIDE MEDICAL CENTER		3,308	830	20%	4,138
MINUTECLINIC LLC #3631		3,480	618	15%	4,098
MEDIPATH LLC		3,626	471	11%	4,097
ADVENTHEALTH CENTRA CARE		3,638	451	11%	4,089
NIGHT LITE PEDIATRICS URGENT CARE	1	3,417	649	16%	4,067
MINUTECLINIC LLC 5852		3,473	575	14%	4,048
ADVENTHEALTH CENTRA CARE WINTER HAVEN	1	2,994	994	25%	3,989
MINUTECLINIC LLC #5253		3,318	670	17%	3,988
MINUTECLINIC LLC #5249		3,206	732	19%	3,938
BAPTIST HEALTH SOUTH FLORIDA - DAVIE URGENT CARE		3,188	692	18%	3,880
MEDEXPRESS URGENT CARE LEHIGH ACRES		3,342	536	14%	3,878
MC DIAGNOSTIC OF CONNECTICUT, PC #2220		3,326	532	14%	3,858
MINUTECLINIC LLC #5190		3,156	682	18%	3,838
SIPARADIGM LLC	55	3,459	258	7%	3,772
BAPTIST HEALTH SOUTH FLORIDA - WESTON URGENT CARE		3,261	492	13%	3,753
BAYFRONTVENICEREGIONAL		3,616	125	3%	3,741
HOLIDAY CVS LLC DBA CVS PHARMACY #5154		3,637	100	3%	3,737
HIGHLANDS REGIONAL MEDICAL CENTER		2,919	800	22%	3,719
MINUTECLINIC LLC #5854		3,102	614	17%	3,716
HEALTH FIRST ADVENTHEALTH CENTRA CARE COCOA		3,287	355	10%	3,642

# COVID-19: testing by laboratory

Data through Apr 12, 2021 verified as of Apr 13, 2021 at 09:25 AM

Data in this report are provisional and subject to change.

The numbers in the table below represent the number of Florida and non-Florida residents for whom test results were received by the Department of Health. A person can be tested by more than one laboratory and can have both positive and negative results. **Therefore, the sum of the numbers in each column will be larger than the total number of people tested.**

Reporting lab	Inconclusive	Negative	Positive	Percent positive	Total
ADVENT HEALTH - NEW SMYRNA		2,991	636	18%	3,627
BARTOW REGIONAL MEDICAL CENTER	1	3,063	556	15%	3,620
CARENOW URGENT CARE	1	2,237	1,378	38%	3,616
CLARITY LAB SOLUTIONS LLC		3,608	4	0%	3,612
PRECISION HEALTH SOLUTIONS		3,409	176	5%	3,585
BRASHEAR'S VITAL CARE CORP		2,817	740	21%	3,557
PROHEALTH	3	1,970	1,578	44%	3,551
SPECTOR SCIENTIFIC LAB	14	2,610	923	26%	3,547
LOWER KEYS MEDICAL CENTER		3,238	306	9%	3,544
MINUTECLINIC LLC #3662		2,997	534	15%	3,531
BAPTIST HEALTH SOUTH FLORIDA - BRICKELL URGENT CARE		2,916	613	17%	3,529
VERILY LIFE SCIENCES	2	3,456	56	2%	3,514
ADVENTHEALTH CENTRA CARE KIDS LAKE MARY		3,227	259	7%	3,486
MEDEXPRESS URGENT CARE - DELAND		3,097	381	11%	3,478
BAPTIST HEALTH URGENT CARE AT SAWGRASS		2,883	585	17%	3,468
HEALTH FIRST ADVENTHEALTH CENTRA CARE MALABAR		3,117	333	10%	3,450
ADVENT HEALTH CENTRA CARE -WINTER PARK KIDS URGENT CARE	4	3,160	280	8%	3,444
MIDWAY SPECIALTY CARE CENTER DIAGNOSTICS	38	3,153	239	7%	3,430
MINUTECLINIC LLC #4415		2,906	521	15%	3,427
MINUTECLINIC LLC # 3930		2,941	472	14%	3,413
MINUTECLINIC LLC #7886		2,960	451	13%	3,411
MINUTECLINIC LLC #7887		2,975	432	13%	3,407
MINUTECLINIC LLC #5214		2,911	489	14%	3,400
PARAMOUNT URGENT CARE - ORLANDO		2,380	1,016	30%	3,396
IMMOKALEE CHD		3,155	234	7%	3,389
MINUTECLINIC LLC #1771		2,859	527	16%	3,386
PHYSICIANS REGIONAL MEDICAL CENTER - COLLIER BLVD	1	2,556	828	24%	3,385
MINUTECLINIC LLC #4458		2,804	548	16%	3,352
EXACT SCIENCES LABORATORIES, LLC		3,063	286	9%	3,349
MEDEXPRESS URGENT CARE - VERO BEACH		2,910	435	13%	3,345
SCION LAB SERVICES LLC	26	3,056	253	8%	3,335
MEDONE PLLC		2,544	780	23%	3,324
MINUTECLINIC LLC #7225		2,806	506	15%	3,312
MINUTECLINIC LLC # 0514		2,894	413	12%	3,307
MINUTECLINIC, LLC #4015		2,639	668	20%	3,307
MINUTECLINIC LLC #3814		2,809	497	15%	3,306
WALGREEN CO	2	2,923	375	11%	3,300
AFC PHYSICIANS OF FLORIDA		2,483	751	23%	3,234
MINUTECLINIC LLC # 3686		2,759	475	15%	3,234
MINUTECLINIC LLC #3257		2,700	531	16%	3,231
BAPTIST HEALTH EMERGENCY CENTER COUNTRY WALK	1	2,716	494	15%	3,211
SELECT LABORATORIES - MARION COUNTY, FL LLC	5	2,888	307	10%	3,200
PRIMEHEALTH URGENT CARE INC		2,732	468	15%	3,200
MINUTECLINIC, LLC #3204		2,667	525	16%	3,192
BMCT Molecular Diagnostics Subsection		2,671	521	16%	3,192
STEWART ROCKLEDGE HOSPITAL	1	2,806	360	11%	3,167
BAPTIST HEALTH - CLAY		2,743	414	13%	3,157

# COVID-19: testing by laboratory

Data through Apr 12, 2021 verified as of Apr 13, 2021 at 09:25 AM

Data in this report are provisional and subject to change.

The numbers in the table below represent the number of Florida and non-Florida residents for whom test results were received by the Department of Health. A person can be tested by more than one laboratory and can have both positive and negative results. **Therefore, the sum of the numbers in each column will be larger than the total number of people tested.**

Reporting lab	Inconclusive	Negative	Positive	Percent positive	Total
MEMORIAL HOSPITAL PEMBROKE	3	2,772	357	11%	3,132
MARINERS HOSPITAL	1	2,829	297	9%	3,127
MINUTECLINIC LLC #1055		2,553	559	18%	3,112
MINUTECLINIC LLC #3291		2,647	449	15%	3,096
MINUTECLINIC LLC #3003		2,514	568	18%	3,082
ADVENTHEALTH CENTRA CARE CONWAY		2,604	470	15%	3,074
GESSLER CLINIC	2	2,111	946	31%	3,059
MINUTECLINIC LLC #7973		2,644	410	13%	3,054
ACCESS POINT HEALTHCARE URGENT & PRIMARY CARE	2	2,355	687	23%	3,044
MARION E FETHER MEDICAL CENTER, THE		2,784	258	8%	3,042
MINUTECLINIC, LLC #5817		2,519	517	17%	3,036
MINUTECLINIC LLC # 3579		2,511	520	17%	3,031
MINUTECLINIC LLC #3748		2,447	559	19%	3,006
PARAMOUNT URGENT CARE - OVIEDO		2,104	901	30%	3,005
MINUTECLINIC LLC #3705		2,632	355	12%	2,987
MEDEXPRESS URGENT CARE CORAL SPRINGS		2,654	330	11%	2,984
VETERANS AFFAIRS MEDICAL CENTER - ORLANDO	1	1,343	1,626	55%	2,970
MINUTECLINIC LLC # 7933		2,621	346	12%	2,967
MEDEXPRESS FORT MYERS		2,588	368	12%	2,956
KEYS AHEC SCHOOL MEDICAL CLINIC	15	2,809	130	4%	2,954
MINUTECLINIC LLC #3255		2,596	340	12%	2,936
MINUTECLINIC LLC #5924		2,509	422	14%	2,931
MINUTECLINIC LLC #7173		2,543	386	13%	2,929
NXGEN MDX LLC	6	2,589	316	11%	2,911
STONE CLINICAL LABORATORIES		2,790	96	3%	2,886
WALGREENS ORLANDO	3	2,538	340	12%	2,881
MINUTECLINIC, LLC (CLINIC 10699)		2,517	363	13%	2,880
MINUTECLINIC LLC #5216		2,480	397	14%	2,877
MINUTECLINIC LLC #3654		2,380	484	17%	2,864
BLUE MED CONSULTANTS		2,753	108	4%	2,861
BAPTIST HEALTH - OAKLEAF		2,383	453	16%	2,836
MEDIQUICK URGENT CARE CENTERS INC		2,139	695	25%	2,834
CAREFAST+	1	2,066	763	27%	2,830
VA PAIN CLINIC	4	2,714	100	4%	2,818
BAPTIST HEALTHCARE - GULF BREEZE HOSPITAL	3	2,322	473	17%	2,798
CELESTA MEDICAL SERVICES LLC DBA - AMERICAN RESEARCH LABS		2,544	236	8%	2,780
MINUTECLINIC LLC #4612		2,270	509	18%	2,779
MINUTECLINIC LLC #4024		2,410	348	13%	2,758
CITRUS MEMORIAL HOSPITAL LABORATORY		2,251	504	18%	2,755
MINUTECLINIC LLC #3648		2,261	493	18%	2,754
BAY MEDICAL CENTER SACRED HEART HEALTH SYSTEM		2,142	605	22%	2,747
MEDEXPRESS URGENT CARE - CLEWISTON		2,290	455	17%	2,745
SACRED HEART HEALTH SYSTEM, INC	1	1,871	872	32%	2,744
MINUTECLINIC LLC #3285		2,386	356	13%	2,742
MINUTECLINIC LLC #1807		2,298	438	16%	2,736
PHYSICIANS PRIMARY CARE	2	2,464	262	10%	2,728
ADVENT HEALTH - DADE CITY		2,377	325	12%	2,702

# COVID-19: testing by laboratory

Data through Apr 12, 2021 verified as of Apr 13, 2021 at 09:25 AM

Data in this report are provisional and subject to change.

The numbers in the table below represent the number of Florida and non-Florida residents for whom test results were received by the Department of Health. A person can be tested by more than one laboratory and can have both positive and negative results. **Therefore, the sum of the numbers in each column will be larger than the total number of people tested.**

Reporting lab	Inconclusive	Negative	Positive	Percent positive	Total
HEALTH CARE DISTRICT OF PALM BEACH COUNTY	2	2,456	227	8%	2,685
MINUTECLINIC LLC #6007		2,298	386	14%	2,684
MINUTECLINIC LLC #4201		2,333	348	13%	2,681
AFC PHYSICIANS OF FLORIDA PA		2,141	534	20%	2,675
MINUTECLINIC LLC #476		2,311	364	14%	2,675
JUPITER MEDICAL CENTER URGENT CARE		2,082	582	22%	2,664
CHARLES AIESI CONSULTING INC	13	2,354	285	11%	2,652
MINUTECLINIC LLC #1350		2,326	322	12%	2,648
BAPTIST HEALTH SOUTH FLORIDA - MIAMI BEACH URGENT CARE		2,251	395	15%	2,646
LAKELAND REGIONAL HEALTH PABLO		2,327	313	12%	2,640
MINUTECLINIC LLC #3635		2,281	358	14%	2,639
MEDEXPRESS URGENT CARE BOCA RATON		2,394	241	9%	2,635
EMERALD COAST URGENT CARE, LLC	1	1,970	660	25%	2,631
MINUTECLINIC LLC #8381		2,267	342	13%	2,609
MINUTECLINIC LLC #1821		2,333	273	10%	2,606
VITRO MOLECULAR LABORATORIES	50	2,363	183	7%	2,596
DR G'S URGENT CARE		2,251	338	13%	2,589
DONALD W ROBERTSON DO PA		2,019	567	22%	2,586
EMERGENCY PHYSICIANS MEDICAL CENTER		1,457	1,114	43%	2,571
ADVENT HEALTH - Ocala		2,124	447	17%	2,571
MINUTECLINIC LLC #5069		2,152	405	16%	2,557
PATIENTS FIRST - THOMASVILLE ROAD		2,266	278	11%	2,544
AMELIA EXPRESS CARE LLC	10	2,201	326	13%	2,537
MINUTECLINIC LLC #5157		2,199	327	13%	2,526
PARRISH MEDICAL CENTER	1	2,196	303	12%	2,500
FLORIDA MEDICAL CLINIC	3	1,141	1,345	54%	2,489
EMERALD COAST URGENT CARE LLC		1,825	657	26%	2,482
TAMPA COMMUNITY HOSPITAL		2,108	348	14%	2,456
BOND URGENT CARE LLC		1,853	599	24%	2,452
MINUTECLINIC, LLC # 4469		2,143	294	12%	2,437
LAKE WALES MEDICAL CENTER INC		2,141	293	12%	2,434
WHOLE FAMILY HEALTH CENTER INC		1,981	439	18%	2,420
PHYSICIANS STAT LAB	3	1,076	1,340	55%	2,419
COMMUNITY HEALTH NORTHWEST FLORIDA	4	1,857	554	23%	2,415
JACKSON HOSPITAL CLINICAL LABORATORY		2,096	316	13%	2,412
ASCENSION SACRED HEART - GULF		1,827	539	23%	2,366
NCHMD INC		1,988	370	16%	2,358
MINUTECLINIC LLC #1815		2,089	249	11%	2,338
INTELEX LABS, LLC		2,251	76	3%	2,327
MINUTECLINIC LLC #214		1,953	370	16%	2,323
MEDEXPRESS PORT CHARLOTTE		2,071	244	11%	2,315
PHYSICIAN ASSOCIATES		2,070	241	10%	2,311
LEE HEALTH - COCONUT POINT CLINICAL LAB	2	1,872	433	19%	2,307
MINI ER WATERFORD LAKES, THE		1,982	320	14%	2,302
CORE DIAGNOSTIC LABORATORIES LLC	17	1,956	325	14%	2,298
GENOME LLC	2	2,110	168	7%	2,280
ASSOCIATED PATHOLOGISTS, LLC	3	1,871	394	17%	2,268

# COVID-19: testing by laboratory

Data through Apr 12, 2021 verified as of Apr 13, 2021 at 09:25 AM

Data in this report are provisional and subject to change.

The numbers in the table below represent the number of Florida and non-Florida residents for whom test results were received by the Department of Health. A person can be tested by more than one laboratory and can have both positive and negative results. **Therefore, the sum of the numbers in each column will be larger than the total number of people tested.**

Reporting lab	Inconclusive	Negative	Positive	Percent positive	Total
UNIVERSITY OF NORTH FLORIDA STUDENT HEALTH		2,161	76	3%	2,237
PRIMEHEALTH URGENT CARE	1	1,865	361	16%	2,227
MINUTECLINIC LLC #3236		1,884	325	15%	2,209
FLOWERS HOSPITAL		1,982	192	9%	2,174
OPTUM LABS LLC	1	1,957	197	9%	2,155
PENSACOLA PEDIATRICS PA	1	1,972	175	8%	2,148
NCH NORTHEAST	7	1,676	441	21%	2,124
BAPTIST HEALTH EMERGENCY CENTER AT WEST CORAL WAY		1,703	401	19%	2,104
FIU-HEALTH AUXILIARY LABORATORY	6	1,948	126	6%	2,080
MINUTECLINIC LLC #3637		1,679	398	19%	2,077
MARTIN HEALTH SYSTEM - ST LUCIE WEST		1,877	191	9%	2,068
GENUS3		1,946	74	4%	2,020
LITTLE PINE PEDIATRICS	1	1,731	275	14%	2,007
BARDMOOR LABORATORY	9	1,680	306	15%	1,995
WILLIAM OWEN PASS PARK		1,738	257	13%	1,995
DOC SMILEYS URGENT CARE LLC		1,627	363	18%	1,990
MEDICAL CONSULTANTS OF FLORIDA, LLC	2	1,684	303	15%	1,989
ARCPOINT LABS		1,388	596	30%	1,984
DOC SMILEY'S URGENT CARE		1,706	247	13%	1,953
MEDFAST URGENT CARE CENTERS LLC	2	608	1,326	68%	1,936
BAYFRONT HEALTH - CITRUS HILLS		1,679	224	12%	1,903
WHITE WILSON MEDICAL CENTER		499	1,362	73%	1,861
ADVANCED MEDICAL OF NAPLES LLC		1,658	194	10%	1,852
BROWNWOOD CARE CENTER		1,616	227	12%	1,843
STATMED OCALA	6	1,644	191	10%	1,841
MINUTECLINIC LLC #8927		1,567	273	15%	1,840
MINUTECLINIC, LLC #3245		1,490	344	19%	1,834
LABORATORY SPECIALISTS OF MICHIGAN		1,511	319	17%	1,830
MIAMI JEWISH HEALTH SYSTEMS		1,745	74	4%	1,819
MINUTECLNIC LLC		1,592	227	12%	1,819
KETAMINE HEALTH CENTERS LLC	1	1,661	152	8%	1,814
GRAVITY DIAGNOSTICS, LLC	5	1,636	164	9%	1,805
GENESIS LABORATORY MANAGEMENT	14	1,547	244	14%	1,805
MINUTECLINIC LLC #5187		1,566	226	13%	1,792
NEIGHBORHOOD MEDICAL CENTER INC	17	1,588	183	10%	1,788
RIVER TOWN DIAGNOSTIC LLC		1,470	286	16%	1,756
READY RESPONDERS FLORIDA, PLLC		1,503	238	14%	1,741
SPARROW HEALTHCARE	2	1,482	254	15%	1,738
BIO-TECH CLINICAL LABORATORIES INC		1,517	221	13%	1,738
ED FRASER MEMORIAL HOSPITAL		1,488	248	14%	1,736
IGENOMIX USA LLC	50	1,524	160	9%	1,734
Community_Health		1,533	199	11%	1,732
NORTH SHORE LONG ISLAND JEWISH HEALTH	1	1,635	90	5%	1,726
JW PLASTIC SURGERY		1,449	244	14%	1,693
LABTECH DIAGNOSTIC		1,391	291	17%	1,682
PROHEALTH MEDICAL CLINIC		1,033	636	38%	1,669
PROJECT HEALTH, INC SUMTERVILLE	5	1,349	298	18%	1,652

# COVID-19: testing by laboratory

Data through Apr 12, 2021 verified as of Apr 13, 2021 at 09:25 AM

Data in this report are provisional and subject to change.

The numbers in the table below represent the number of Florida and non-Florida residents for whom test results were received by the Department of Health. A person can be tested by more than one laboratory and can have both positive and negative results. **Therefore, the sum of the numbers in each column will be larger than the total number of people tested.**

Reporting lab	Inconclusive	Negative	Positive	Percent positive	Total
OPTUMCARE FLORIDA LLC		1,351	289	18%	1,640
SHELL POINT NURSING PAVILION	1	1,559	73	4%	1,633
PATIENTS FIRST LAKE ELLA MEDICAL CENTER		1,458	157	10%	1,615
ELLENTON URGENT CARE		1,379	234	15%	1,613
TOM LEE COMMUNITY HEALTH CENTER	1	1,090	517	32%	1,608
OPTEO LABORATORY		1,569	35	2%	1,604
ER QUICKCARE PL		1,382	220	14%	1,602
SUNRISE URGENT CARE ASSOCIATES LLC D/B/A	9	1,102	481	30%	1,592
HEALTH CENTRAL CLINICAL LABORATORY		1,412	175	11%	1,587
ASSURANCE SCIENTIFIC LABORATORIES	1	1,295	283	18%	1,579
MEDEXPRESS URGENT CARE - JAX ATLANTIC BLVD		1,360	215	14%	1,575
MELBOURNE MEDICAL LABORATORY☐	2	1,366	203	13%	1,571
BAPTIST HEALTH SOUTH FLORIDA - COUNTRY WALK URGENT CARE EXPRESS		1,323	243	16%	1,566
FLORIDA DEPARTMENT OF HEALTH IN POLK COUNTY	2	1,195	365	23%	1,562
FIRST QUALITY LABORATORY		1,449	98	6%	1,547
PEDIATRIC HEALTH CARE ALLIANCE - NORTHDAL		1,398	132	9%	1,530
UNIVERSITY OF ALABAMA AT BIRMINGHAM		1,476	48	3%	1,524
VRL EUROFINS		1,481	40	3%	1,521
BIOCERNA LLC	9	1,346	165	11%	1,520
BAPTIST HEALTH SOUTH FLORIDA - KEY BISCANE URGENT CARE EXPRESS		1,319	190	13%	1,509
PARAMOUNT URGENT CARE VILLAGES		953	538	36%	1,491
INNOVATIVE TRANSFUSION MEDICINE, INC	11	1,291	175	12%	1,477
CAREMED CLINIC LLC	1	1,176	297	20%	1,474
BROAD INSTITUTE CLINICAL SEQUENCING RESEARCH PLATFORM	14	1,408	49	3%	1,471
BAPTIST HEALTHCARE - JAY HOSPITAL	3	1,090	373	25%	1,466
CAREFAST MURABELLA		967	492	34%	1,459
ADVENTHEALTH CENTRA CARE TRINITY		1,263	195	13%	1,458
QUICK CARE MED		1,156	298	20%	1,454
ADVANCE MEDICAL OF NAPLES		327	1,124	77%	1,451
ST ANNES NURSING CENTER		1,414	32	2%	1,446
UHEALTH CLINIC AT WALGREENS		1,172	273	19%	1,445
NYU HOSPITALS CENTER CLINICAL LABORATORIES		1,398	46	3%	1,444
PARAMOUNT URGENT CARE - CLERMONT		807	634	44%	1,441
UHEALTH DEERFIELD BEACH/UMSYLVESTER DEERFIELD BEACH LABORATORY	3	1,380	55	4%	1,438
TREASURE COAST MEDICAL ASSOCIATES INC		747	686	48%	1,433
SMA LAB	12	1,258	157	11%	1,427
TEMPUS CLINICAL LABORATORY	10	1,261	153	11%	1,424
PATIENTS CHOICE LABORATORIES		831	592	42%	1,423
MYTEST DIAGNOSTICS		1,345	69	5%	1,414
COASTAL LABORATORIES	1	1,120	287	20%	1,408
PALM BAY HOSPITAL CLINICAL LABORATORY		1,026	378	27%	1,404
EUROFINS NTD, LLC		1,352	45	3%	1,397
AMELIA EXPRESS CARE	1	772	617	44%	1,390
ABSOLUTE GENOMICS	2	1,166	217	16%	1,385
CREEKSIDE CARE CENTER	1	1,195	176	13%	1,372
PRIMARY CARE SOUTH INC		890	470	35%	1,360
ASCENSION ST VINCENT'S - SOUTHSIDE		1,308	49	4%	1,357

# COVID-19: testing by laboratory

Data through Apr 12, 2021 verified as of Apr 13, 2021 at 09:25 AM

Data in this report are provisional and subject to change.

The numbers in the table below represent the number of Florida and non-Florida residents for whom test results were received by the Department of Health. A person can be tested by more than one laboratory and can have both positive and negative results. **Therefore, the sum of the numbers in each column will be larger than the total number of people tested.**

Reporting lab	Inconclusive	Negative	Positive	Percent positive	Total
APALACHEE CORRECTIONAL INSTITUTION EAST UNIT		1,322	26	2%	<b>1,348</b>
VAVA PARTNERS LLC		528	819	61%	<b>1,347</b>
ADDICTION LABS OF AMERICA	3	1,247	80	6%	<b>1,330</b>
AMERICAN SCIENTIFIC LABORATORIES LLC		1,286	19	1%	<b>1,305</b>
XPRESS URGENT CARE	4	1,097	196	15%	<b>1,297</b>
NORTH VISTA HOSPITAL LABORATORY		1,099	191	15%	<b>1,290</b>
HOLIDAY CVS LLC DBA CVSPHARMACY #5155		1,225	64	5%	<b>1,289</b>
LAB24 INC	3	602	676	53%	<b>1,281</b>
PALM HARBOR PHARMACY		1,098	166	13%	<b>1,264</b>
NAPLES URGENT CARE	1	823	436	35%	<b>1,260</b>
STAGEZERO LIFE SCIENCES INC	4	1,139	104	8%	<b>1,247</b>
SOLARIS HEALTHCARE PALATKA		1,143	103	8%	<b>1,246</b>
LPG COCONUT POINT		1,039	206	17%	<b>1,245</b>
PROJECT HEALTH INC	4	1,057	180	15%	<b>1,241</b>
NORTH FLORIDA PEDIATRICS-TALLAHASSEE	1	1,131	103	8%	<b>1,235</b>
ST PETERSBURG PEDIATRICS	1	1,113	118	10%	<b>1,232</b>
ADVANCED DIAGNOSTIC LABORATORY		1,185	47	4%	<b>1,232</b>
USF MORSANI CENTER FOR ADVANCED HEALTH CARE		1,072	148	12%	<b>1,220</b>
PALM BEACH ATLANTIC UNIVERSITY		1,183	37	3%	<b>1,220</b>
NORTH FLORIDA PEDIATRICS - LAKE CITY		997	219	18%	<b>1,216</b>
CLINICORE		1,124	91	7%	<b>1,215</b>
CARENOW URGENT CARE - FORT PIERCE		860	354	29%	<b>1,214</b>
PROFESSIONAL HEALTH EXAMINERS DBA PROHEALTH	1	988	224	18%	<b>1,213</b>
EPN URGENT CARE NAPLES	2	792	405	34%	<b>1,199</b>
COASTAL PEDIATRIC GROUP		1,039	156	13%	<b>1,195</b>
GROWING TOGETHER PEDIATRICS LLC		1,131	64	5%	<b>1,195</b>
ACCESS MEDICAL LABS		746	448	38%	<b>1,194</b>
PEDIATRICS OF CENTRAL FLORIDA PA	20	1,100	60	5%	<b>1,180</b>
ARCPPOINT LABS OF CORAL SPRINGS FL		990	188	16%	<b>1,178</b>
COLLIER URGENT CARE CENTERS CREEKSIDE		1,015	137	12%	<b>1,152</b>
CATALYST WALK IN CLINIC		915	232	20%	<b>1,147</b>
CAPSTONE HEALTHCARE		802	330	29%	<b>1,132</b>
VERITAS GENETICS	61	945	119	11%	<b>1,125</b>
STEWART REFERENCE LABORATORY	1	611	506	45%	<b>1,118</b>
EMERALD COAST PEDIATRICS		1,058	57	5%	<b>1,115</b>
TYNDALL AIR FORCE BASE		902	210	19%	<b>1,112</b>
GENEIQ		1,035	63	6%	<b>1,098</b>
XYZ LABORATORY	8	942	146	13%	<b>1,096</b>
PRIMARY CARE OF THE TREASURE COAST		952	134	12%	<b>1,086</b>
PENSACOLA PEDIATRICS PA - TIGER POINT	24	941	120	11%	<b>1,085</b>
CAPE CANAVERAL HOSPITAL		796	289	27%	<b>1,085</b>
FISHERMENS HOSPITAL CLINICAL LAB		989	93	9%	<b>1,082</b>
PROFESSIONAL HEALTH EXAMINERS		926	147	14%	<b>1,073</b>
INTERLACHEN PEDIATRICS		1,029	41	4%	<b>1,070</b>
INTERLACHEN PEDIATRICS PA		1,012	56	5%	<b>1,068</b>
HENDRY REGIONAL MEDICAL CENTER CLINICAL LABORATORY		809	258	24%	<b>1,067</b>
MINUTE CLINIC INCORPORATE		1,028	38	4%	<b>1,066</b>

# COVID-19: testing by laboratory

Data through Apr 12, 2021 verified as of Apr 13, 2021 at 09:25 AM

Data in this report are provisional and subject to change.

The numbers in the table below represent the number of Florida and non-Florida residents for whom test results were received by the Department of Health. A person can be tested by more than one laboratory and can have both positive and negative results. **Therefore, the sum of the numbers in each column will be larger than the total number of people tested.**

Reporting lab	Inconclusive	Negative	Positive	Percent positive	Total
AMERICAN FAMILY CARE PENSACOLA WEST		533	533	50%	1,066
RAINBOW RIVER MEDICAL LABORATORY		978	83	8%	1,061
EAST LAKE PEDIATRICS		934	124	12%	1,058
MINUTECLINIC, LLC DBA MINUTECLINIC #4717		1,010	42	4%	1,052
LENCO MEDICAL LABORATORY		992	56	5%	1,048
HALIFAX MEDICAL CENTER-PORT ORANGE LAB		892	147	14%	1,039
SPEARHEAD MEDICAL		928	97	9%	1,025
VRL EUROFINs - DALLAS		996	13	1%	1,009
VERITOR		850	158	16%	1,008
PHAROS HEALTH		756	250	25%	1,006
THE HEALTH CENTER OF PLANT CITY		927	77	8%	1,004
WOODLANDS MEDICAL SPECIALISTS		741	262	26%	1,003
ADVENTHEALTH EXPRESS CARE AT WALGREENS		862	129	13%	991
LAKELAND REGIONAL HEALTH - PWC/OB		36	954	96%	990
NORTH FLORIDA PEDIATRICS PA - SUWANNEE	3	853	129	13%	985
NORTH OKALOOSA MEDICAL CENTER		627	340	35%	967
BAPTIST HEALTH - MD ANDERSON CANCER CENTER		957	5	1%	962
HISTOPATHOLOGY SERVICES, LLC		850	107	11%	957
COVANCE CLINICAL RESEARCH UNIT INC		927	26	3%	953
LOOP PEDIATRICS PA	3	800	149	16%	952
CHILDRENS MEDICAL ASSOCIATION		865	87	9%	952
MOLECULAR TESTING LABS		862	89	9%	951
UNIVERSITY OF WEST FLORIDA STUDENT HEALTH SERVICES	1	822	127	13%	950
C.W. BILL YOUNG VA MEDICAL CENTER	1	21	924	98%	946
BETHESDA HEALTH URGENT CARE		796	145	15%	941
FAST TRACK URGENT CARE CENTER		4	936	100%	940
ENCOMPASS HEALTH		915	22	2%	937
NORTH SHORE LIJ URGENT CARE PC		877	55	6%	932
VIERA HOSPITAL, INC		746	184	20%	930
ALTAMONTE MD		715	215	23%	930
6TH MEDICAL GROUP - MCDILL AFB	1	877	50	5%	928
INTEGRITY LABORATORIES, LLC	4	758	165	18%	927
TACACHALE CLINICAL LABORATORY	1	876	49	5%	926
GENE TOX WORLDWIDE	60	736	125	14%	921
CVS HEALTH		725	194	21%	919
MEDLAB DIAGNOSTICS, LLC		850	68	7%	918
NORTH FLORIDA PEDIATRICS PA	2	799	116	13%	917
CONSULATE HEALTH CARE OF NEW PORT RICHEY	2	789	126	14%	917
DEPARTMENT OF CLINICAL LABS	1	889	20	2%	910
JACKSONVILLE BEACH PEDIATRIC CARE CENTER		843	66	7%	909
CLARITY LABS		810	97	11%	907
NORTH FLORIDA MEDICAL GROUP		752	152	17%	904
LEE COUNTY EMERGENCY MEDICAL SERVICE	1	779	123	14%	903
BREVARD HEALTH ALLIANCE		618	279	31%	897
Point of Care Testing	1	125	767	86%	893
CYPRESS VILLAGE	1	866	25	3%	892
BREVARD HEALTH ALLIANCE INC, THE		833	51	6%	884

# COVID-19: testing by laboratory

Data through Apr 12, 2021 verified as of Apr 13, 2021 at 09:25 AM

Data in this report are provisional and subject to change.

The numbers in the table below represent the number of Florida and non-Florida residents for whom test results were received by the Department of Health. A person can be tested by more than one laboratory and can have both positive and negative results. **Therefore, the sum of the numbers in each column will be larger than the total number of people tested.**

Reporting lab	Inconclusive	Negative	Positive	Percent positive	Total
REDI MED LLC		710	166	19%	876
PENSACOLA PEDIATRICS	2	780	92	11%	874
24 HOUR PEDIATRIC CARE CENTER	4	803	59	7%	866
SPRING HILL HEALTH AND REHABILITATION CENTER		841	25	3%	866
NCHMD, INC SOUTHEAST IMMEDIATE CARE		670	192	22%	862
DOCTOR'S MEMORIAL HOSPITAL		694	165	19%	859
COASTAL PHYSICIANS, LLC		694	164	19%	858
MINUTECLINIC LLC, #10357		846	6	1%	852
SOLARIS HEALTHCARE CHARLOTTE HARBOR		799	50	6%	849
CRUCIAL CARE EMERGENCY MEDICINE DOCTORS		677	169	20%	846
PALM GARDEN OF PORT SAINT LUCIE		835	10	1%	845
Tampa Lakes Health and Rehabilitation Center	2	769	73	9%	844
AUGUSTUS LABS LLC		696	147	17%	843
FAMILY HEALTH CENTERS OF SWF LABS	2	737	102	12%	841
CALHOUN LIBERTY HOSPITAL		676	164	20%	840
EAST LAKE PEDIATRICS PA		762	75	9%	837
CENTRAL FLORIDA HEALTH CARE INC		714	118	14%	832
CARE ONE OF FLORIDA LLC		576	256	31%	832
FAMILY HEALTH CENTERS OF SOUTHWEST FLORIDA INC		742	89	11%	831
PALACE NURSING HOME & REHAB CENTER		786	40	5%	826
ANY LAB TEST NOW	1	562	262	32%	825
MIDWAY SPECIATLY CARE CENTER	2	599	222	27%	823
PRIMARY CARE SERVICES AT ST ANDREWS ESTATES		822	1	0%	823
PEBBLEBROOK PHARMACY	1	689	130	16%	820
FLORIDA HOSPITAL ORLANDO		743	74	9%	817
CLINICAL PATHOLOGY LABS INC		735	82	10%	817
LAB DOCTOR		717	97	12%	814
PRIMARY CARE SERVICES AT INDIAN RIVER ESTATES		789	25	3%	814
ASAP LABS LLC	7	655	151	19%	813
Fernandina Beach Rehabilitation and Nursing Center	1	791	19	2%	811
LIFE CARE CENTER OF NEW PORT RICHEY		774	37	5%	811
FG RAPID RESULTS	5	470	336	41%	811
ASCENSION ST VINCENT'S - CLAY		775	35	4%	810
FLORIDA GULF COAST UNIVERSITY		617	192	24%	809
BERNHARDT LABORATORIES	2	724	77	10%	803
AMERICAN MEDICAL RESPONSE		793	8	1%	801
GOLDEN GATE FAMILY CLINIC		332	467	58%	799
DYNIX DIAGNOSTICS	2	528	269	34%	799
NITE LITE PEDIATRICS		234	564	71%	798
FLAGLER COUNTY HEALTH DEPARTMENT	3	616	177	22%	796
TELESCOPE HEALTH LLC	4	671	121	15%	796
NONE		308	487	61%	795
Victoria Nursing and Rehabilitation Center		735	54	7%	789
POINT WASHINGTON MEDICAL CLINIC	1	578	208	26%	787
VITAS HEALTHCARE CORPORATION OF FLA	1	778	5	1%	784
DAIRY ROAD URGENT CARE	2	643	136	17%	781
SOUTHEAST ALABAMA MEDICAL CENT		725	56	7%	781

# COVID-19: testing by laboratory

Data through Apr 12, 2021 verified as of Apr 13, 2021 at 09:25 AM

Data in this report are provisional and subject to change.

The numbers in the table below represent the number of Florida and non-Florida residents for whom test results were received by the Department of Health. A person can be tested by more than one laboratory and can have both positive and negative results. **Therefore, the sum of the numbers in each column will be larger than the total number of people tested.**

Reporting lab	Inconclusive	Negative	Positive	Percent positive	Total
EXPRESS PHARMACY		719	57	7%	776
VENICE REGIONAL BAYFRONT HEALTH (PULMONARY)		637	130	17%	767
GULF COAST VILLAGE		725	40	5%	765
KENDALL HEALTHCARE PROPERTIES DBA	2	733	28	4%	763
PEDIATRIC HEALTHCARE ALLIANCE		717	44	6%	761
AFC URGENT CARE CLEARWATER	1	171	588	77%	760
RESTORE HEALTH URGENT CARE		611	146	19%	757
MOORINGS PARK INSTITUTE, INC, THE		726	30	4%	756
ETHOS WELLNESS PHARMACY		708	48	6%	756
WILLOWBROOKE COURT AT EDGEWATER POINTE ESTATES		747	9	1%	756
ADVENTHEALTH MEDICAL GROUP PROMPT CARE		541	213	28%	754
NORTHEAST FLORIDA NEUROLOGY CLINICS, INC		637	113	15%	750
ORLANDO HEALTH AND REHAB CENTER		702	45	6%	747
SANTA ROSA MEDICAL GROUP		575	167	23%	742
ADVENT HEALTH LAB - ORLANDO		434	306	41%	740
MAIN STREET MEDICAL CENTER		208	529	72%	737
PHYSICIANS STAT LAB INC		647	90	12%	737
PALM GARDEN OF VERO BEACH		691	46	6%	737
CITY MEDICAL OF NEW JERSEY, PC		667	68	9%	735
MEDICAL CENTER OF DELTONA, INC		619	105	15%	724
BOND AND STEELE CLINIC PA		517	205	28%	722
BOCA GRANDE HEALTH CLINIC		683	38	5%	721
MILLER BIOCONNECT		652	68	9%	720
CARITHERS PEDIATRIC GROUP		664	56	8%	720
NORTH FL SOUTH GA HCS-LAKE CITY		704	15	2%	719
DISNEY COVID TEST SITE		703	14	2%	717
Crestview Rehabilitation Center	5	583	129	18%	717
WHITE-WILSON MEDICAL CENTER - FORT WALTON BEACH		688	23	3%	711
BOND CLINIC PA PEDIATRICS DEPT		656	51	7%	707
MOUNT SINAI LABORATORY		672	34	5%	706
LIFE CARE CENTER OF PENSACOLA		657	49	7%	706
GRAND COURT TAMPA		701	4	1%	705
PREMIER MEDICAL LABORATORY SERVICES	2	468	225	32%	695
J AND G MEDICAL GROUP LLC		573	121	17%	694
ORANGE BLOSSOM FAMILY HEALTH		658	35	5%	693
TOTAL RENAL LABORATORIES INC DBA DAVITA LABS		589	103	15%	692
BUFFALO CROSSING HEALTHCARE & REHABILITATION CTR		673	16	2%	689
LIFE CARE CENTER OF ORANGE PARK		657	32	5%	689
NCH HEALTHCARE SYSTEM MICROBIOLOGY LAB		2	685	100%	687
PEDIATRIC HEALTHCARE ALLIANCE PA		627	56	8%	683
GULF COAST MOLECULAR LABORATORIES	13	566	104	15%	683
SUWANNEE HEALTH AND REHABILITATION CENTER		677	5	1%	682
JOHN KNOX VILLAGE HEALTH CENTER		654	27	4%	681
THE PRESERVE		669	10	1%	679
NATURE COAST MEDICAL GROUP		561	117	17%	678
ARTHREX MEDICAL CENTER	1	546	129	19%	676
MEDICAL FP - WHOLE FAMILY HEALTH CENTER		556	120	18%	676

# COVID-19: testing by laboratory

Data through Apr 12, 2021 verified as of Apr 13, 2021 at 09:25 AM

Data in this report are provisional and subject to change.

The numbers in the table below represent the number of Florida and non-Florida residents for whom test results were received by the Department of Health. A person can be tested by more than one laboratory and can have both positive and negative results. **Therefore, the sum of the numbers in each column will be larger than the total number of people tested.**

Reporting lab	Inconclusive	Negative	Positive	Percent positive	Total
WHITE WILSON MEDICAL CENTER PA - NAVARRE		554	122	18%	676
TREE HOUSE PEDIATRICS PLLC		606	67	10%	673
MINI ER ADULT AND PEDIATRIC URGENT CARE		574	98	15%	672
MEDONE URGENT CARE CENTER		449	223	33%	672
FORT MYERS INTERNAL MEDICINE, LLC		607	65	10%	672
DIAMOND RIDGE HEALTH AND REHABILITATION		634	35	5%	669
VETERANS AFFAIRS MEDICAL CENTER	1	44	618	93%	663
ST JOHN'S NURSING CENTER		637	24	4%	661
MANOR PINES CONVALESCENT CENTER LLC	1	638	22	3%	661
MANOR CARE HEALTH SERVICES - FT MYERS		634	26	4%	660
CLEWISTON NURSING AND REHABILITATION CENTER		644	14	2%	658
EDEN SPRINGS NURSING AND REHAB CENTER		547	111	17%	658
CLINICAL ENTERPRISE, INC		636	21	3%	657
BALDWIN PEDIATRICS	1	625	30	5%	656
POINT OF CARE TESTING SITE		630	26	4%	656
HOLMES REGIONAL MEDICAL CENTER		11	643	98%	654
PALM GARDEN OF CLEARWATER		634	18	3%	652
MEDONE URGENT CARE AT ST. AUGUSTINE		225	426	65%	651
GOLDEN GLADES NURSING & REHABILITATION CTR		633	18	3%	651
NCH HEALTHCARE BONITA		512	138	21%	650
MAVERICK LABS		461	188	29%	649
BHA CENTRAL COUNTY CLINIC		575	74	11%	649
WILLOW BROOKE COURT AT INDIAN RIVER ESTATES		599	45	7%	644
MID-FLORIDA PATHOLOGY		480	164	25%	644
LIFE CARE CENTER OF HILLIARD		621	22	3%	643
VITAS HEALTHCARE CORP OF CENTRAL FL		611	25	4%	636
Signature HealthCare Center of Waterford		599	35	6%	634
MAYFLOWER ASSISTED LIVING		627	7	1%	634
EMERALD SHORES HEALTH AND REHABILITATION		534	97	15%	631
PHYSICIANS PRIMARY CARE LAB	1	552	77	12%	630
WATSON THERAPEUTICS INC	1	592	33	5%	626
NSPIRE HEALTHCARE MIAMI LAKES	8	603	15	2%	626
RAINBOW PEDIATRIC CENTER PA		581	38	6%	619
OCALA FAMILY MEDICAL CENTER INC	2	540	77	12%	619
CLIFFORD CHESTER SIMS STATE VETERANS		606	12	2%	618
VETERANS AFFAIRS MEDICAL CENTER - JAMES A HALEY			618	100%	618
SEBASTIAN RIVER MEDICAL CENTER	2	441	174	28%	617
CHILDRENS CLINIC WEST FLORIDA PEDIATRICS		564	52	8%	616
SABAL PALMS HEALTH AND REHAB		559	53	9%	612
HOLY CROSS HOSPITAL		12	598	98%	610
BRISTOL AT TAMPA, THE	4	596	9	1%	609
CONSULATE HEALTHCARE OF VERO BEACH	14	512	83	14%	609
Southern Oaks Care Center	1	568	37	6%	606
BALDOMERO LOPEZ STATE VETERANS NURSING HOME	2	598	4	1%	604
SHORE ACRES CARE CENTER		561	40	7%	601
CONTINENTAL CLINICAL RESEARCH, LLC		535	66	11%	601
LIFEBRITE	2	383	216	36%	601

# COVID-19: testing by laboratory

Data through Apr 12, 2021 verified as of Apr 13, 2021 at 09:25 AM

Data in this report are provisional and subject to change.

The numbers in the table below represent the number of Florida and non-Florida residents for whom test results were received by the Department of Health. A person can be tested by more than one laboratory and can have both positive and negative results. **Therefore, the sum of the numbers in each column will be larger than the total number of people tested.**

Reporting lab	Inconclusive	Negative	Positive	Percent positive	Total
DASCENA, INC	3	537	60	10%	600
PATIENTS FIRST - MAHAN DRIVE		164	436	73%	600
SEMINOLE NURSING PAVILION		591	8	1%	599
PALM GARDEN OF TAMPA		570	29	5%	599
BAPTIST PRIMARY CARE	2	480	115	19%	597
MANOR CARE NURSING CENTER OF SARASOTA FL LLC		505	87	15%	592
BROOKDALE FORT MYERS CYPRESS LAKE		590	2	0%	592
HMA SANTA ROSA MEDICAL CENTER LLC DBA		469	122	21%	591
THERADOC		152	437	74%	589
CHILDRENS MEDICAL ASSOCIATION PA		522	67	11%	589
EXPRESS URGENT CARE LLC		1	588	100%	589
VALENCIA HILLS HEALTH AND REHABILITATION CENTER		574	14	2%	588
AMERICA'S PHARMACY LLC		517	70	12%	587
SOLARIS HEALTHCARE LAKE CITY		483	101	17%	584
QUOTIENT SCIENCES		566	17	3%	583
DXTERITY DIAGNOSTICS	2	544	37	6%	583
HEARTLAND PEDIATRICS OF LAKE WALES		527	56	10%	583
SHORELINE PHYSICIAN GROUP		364	219	38%	583
Plantation Bay Rehabilitation Center		557	24	4%	581
HARBOUR HEALTH CENTER		564	17	3%	581
AFC URGENT CARE FAMILY CARE			580	100%	580
VILLA MARIA NURSING & REHAB CENTER INC	1	563	15	3%	579
SIGNATURE HEALTHCARE OF BROOKWOOD GARDENS		570	9	2%	579
PIONEER CLINICAL LAB LLC		470	107	19%	577
RUSKIN HEALTH CENTER		354	220	38%	574
PALM GARDEN OF OCALA		475	98	17%	573
MEDICAL VB		451	121	21%	572
TENNESSEE DOH - NASHVILLE	2	504	66	12%	572
CHURCH OF SCIENTOLOGY FLAG SERVICE ORGANIZATION		557	14	2%	571
PALMETTO FAMILY HEALTHCARE	1	369	200	35%	570
PRINCIPLE LABORATORY	8	550	7	1%	565
MICHAEL A MIDDLETON MD PA		536	29	5%	565
PREMIER MEDICAL CENTER LLC	11	523	28	5%	562
ECCOLAB GROUP	1	148	413	73%	562
NEMOURS CHILDERN'S HOSPITAL		453	108	19%	561
UNIVERSITY OF TAMPA INC, THE		545	15	3%	560
FOUNTAIN MANOR HEALTH AND REHAB CENTER	1	533	20	4%	554
DOH - INDIAN RIVER		465	89	16%	554
HEALTH CENTER AT BRENTWOOD	1	506	46	8%	553
The Sands at South Beach		549	4	1%	553
NAPLES CHILDREN'S URGENT CARE		487	66	12%	553
FLORIDA HOSPITAL WAUCHULA		411	142	26%	553
PALM GARDEN OF JACKSONVILLE	2	471	80	14%	553
FLORIDA DEPARTMENT OF HEALTH IN CALHOUN COUNTY		417	133	24%	550
INTERNAL MEDICINE & PEDIATRICS OF TAMPA BAY PA		475	75	14%	550
VETERANS AFFAIRS MEDICAL CENTER - GAINESVILLE		3	547	99%	550
ADVENT HEALTH - DELTONA ER		462	87	16%	549

# COVID-19: testing by laboratory

Data through Apr 12, 2021 verified as of Apr 13, 2021 at 09:25 AM

Data in this report are provisional and subject to change.

The numbers in the table below represent the number of Florida and non-Florida residents for whom test results were received by the Department of Health. A person can be tested by more than one laboratory and can have both positive and negative results. **Therefore, the sum of the numbers in each column will be larger than the total number of people tested.**

Reporting lab	Inconclusive	Negative	Positive	Percent positive	Total
HOPE HOSPICE AND COMMUNITY SERVICES INC	14	514	20	4%	548
MANOR OAKS NURSING & REHAB CENTER	5	541	2	0%	548
WELL-BEING MEDICAL CENTER PLLC		499	49	9%	548
VITAE DIAGNOSTICS		534	13	2%	547
VETERANS AFFAIRS MEDICAL CENTER - BAY PINES		18	529	97%	547
ARCPPOINTS LABS		479	67	12%	546
NCF DIAGNOSTICS & DNA TECHNOLOGIES	15	213	318	58%	546
FLORIDA HOSPITAL MEDICAL GROUP		325	220	40%	545
AFC URGENT CARE SEMINOLE	1		544	100%	545
FHMG FLORIDA HOSPITAL MEDICAL GROUP		503	42	8%	545
AFC URGENT CARE TYRONE		4	541	99%	545
COASTAL URGENT CARE		428	116	21%	544
NEW YORK HOSPITAL LABORATORIES	1	529	14	3%	544
AFC URGENT CARE		149	395	73%	544
The Manor at Blue Water Bay		483	60	11%	543
DOCTORS CENTER,THE		432	111	20%	543
URGENT CARE EXPRESS LLC		203	336	62%	539
SOUTHERN LABORATORY SERVICES OF NWF		499	38	7%	537
FIRST CHOICE PEDIATRICS		434	103	19%	537
MEMORIAL PEMBROKE 24/7 CARE CENTER		410	123	23%	533
FLOMEDILAB		300	233	44%	533
RICARDO NAVARRO DO PA		459	73	14%	532
MED FAST URGENT CARE CENTER		260	268	51%	528
MEDICAL CENTER CLINIC-IMMEDIATE CARE	1	423	104	20%	528
WEST GABLES HEALTH CARE CENTER		516	11	2%	527
RIVER GARDEN HEBREW HOME FOR THE AGED		469	56	11%	525
JACKSON MEMORIAL PERDUE MEDICAL CENTER		497	28	5%	525
JACKSON MEMORIAL LONG TERM CARE CENTER		490	32	6%	522
CITRUS NURSING CENTER LLC		474	47	9%	521
LIFE CARE CENTER OF PALM BAY□		490	28	5%	518
LAUDERDALE NURSING CENTER LLC	1	498	19	4%	518
DBI HEALTH INC		502	15	3%	517
NURSING PLUS OF BROWARD LLC	1	493	22	4%	516
FLORIDA DEPARTMENT OF HEALTH CLAY COUNTY	1	416	98	19%	515
STEWART SEBASTIAN RIVER MEDICAL CENTER		458	56	11%	514
ENZO CLINICAL LABS INC	3	486	25	5%	514
MEDFAST URGENT CARE CENTERS		231	283	55%	514
THE PALACE AT HOMESTEAD	1	491	20	4%	512
Good Samaritan Society Kissimmee Village		446	65	13%	511
Palm Garden of Largo		507	4	1%	511
HILLCREST HEALTH CARE & REHABILITATION CENTER	3	491	15	3%	509
BENTON PEDIATRICS INC		455	54	11%	509
LITTLE PINE PEDIATRICS PLLC	3	443	61	12%	507
ST CLOUD REGIONAL MEDICAL CENTER CLINICAL LAB		394	113	22%	507
BROWARD PARTNERSHIP	6	492	8	2%	506
HERON POINTE HEALTH AND REHABILITATION	1	500	3	1%	504
SUSANNA WESLEY HEALTH CENTER		467	37	7%	504

# COVID-19: testing by laboratory

Data through Apr 12, 2021 verified as of Apr 13, 2021 at 09:25 AM

Data in this report are provisional and subject to change.

The numbers in the table below represent the number of Florida and non-Florida residents for whom test results were received by the Department of Health. A person can be tested by more than one laboratory and can have both positive and negative results. **Therefore, the sum of the numbers in each column will be larger than the total number of people tested.**

Reporting lab	Inconclusive	Negative	Positive	Percent positive	Total
CHAUTAUQUA REHABILITATION AND NURSING CENTER		492	10	2%	502
CARENOW	2	283	217	43%	502
SAINTS 120 LLC	1	464	34	7%	499
GANDY CROSSING CARE CENTER	1	482	16	3%	499
CLINICAL PATHOLOGY LABS		388	111	22%	499
ORLANDO HEALTH CENTER FOR REHABILITATION		485	14	3%	499
PALM GARDEN OF WINTER HAVEN	3	480	16	3%	499
SUNSHINE URGENT CARE LLC		346	152	31%	498
ADVENTHEALTH MEDICAL GROUP PROMPT CAR	1	365	131	26%	497
MANOR AT CARPENTERS		465	32	6%	497
ANCIENT CITY PEDIATRICS	1	476	18	4%	495
PW WINDERMERE SUBTENANT LLC		492	2	0%	494
PARKLANDS FACILITY INC	4	447	42	9%	493
FLO-MEDILAB SERVICES LLC		194	299	61%	493
ASCEND CLINICAL	7	415	71	14%	493
HOSPICE OF THE FLORIDA SUNCOAST,THE		489	3	1%	492
SANDBAY URGENT CARE		396	95	19%	491
ADDINGTON PLACE AT WELLINGTON GREEN		480	10	2%	490
Solaris Healthcare Daytona	2	438	47	10%	487
E-LAB OF FLORIDA		439	47	10%	486
SOLARIS HEALTHCARE OSCEOLA		461	25	5%	486
CARE ONE OF FLORIDA	1	336	148	31%	485
Quest Diag Unspecifd	1	324	160	33%	485
MAGNOLIA FAMILY URGENT CARE		438	46	10%	484
GOOD SAMARITAN CENTER		480	3	1%	483
Ocala Health and Rehabilitation Center		461	22	5%	483
MEDIPATH		57	426	88%	483
NORTH FLORIDA RETIREMENT VILLAGE		479	3	1%	482
NEW PLANT CITY FAMILY CARE	1	262	218	45%	481
HARTS HARBOR HEALTH CARE CENTER		457	24	5%	481
PALM GARDEN OF ORLANDO		446	34	7%	480
FAIRWAY OAKS CENTER LLC	6	468	6	1%	480
Colonial Lakes Health Care		434	45	9%	479
Cypress Cove Care Center		379	100	21%	479
MOBILE MEDICAL ASSOCIATES PL	17	408	52	11%	477
NAVAL HOSPITAL - JACKSONVILLE		137	340	71%	477
ORLANDO VA MEDICAL CENTER			477	100%	477
MEMPHIS PATHOLOGY LABORATORY	5	448	23	5%	476
ADVENTHEALTH EXPRESS CARE AT WALGREENS 49TH STREET		405	71	15%	476
CONSULATE HEALTH CARE OF BAYONET POINT	4	463	7	1%	474
NEW YORK PRESBYTERIAN - CUMC CLINICAL		453	18	4%	471
NTD_EUROFINS_AIMS		429	40	9%	469
FLORIDA HOSPITAL HEARTLAND MED CTR LAKE PLACID		364	105	22%	469
MEDSCAN LABORATORY INC	1	253	214	46%	468
PORT SAINT LUCIE HOSPITAL		459	9	2%	468
ABBAY DELRAY		461	6	1%	467
STARKE FAMILY MEDICAL CENTER		378	89	19%	467

# COVID-19: testing by laboratory

Data through Apr 12, 2021 verified as of Apr 13, 2021 at 09:25 AM

Data in this report are provisional and subject to change.

The numbers in the table below represent the number of Florida and non-Florida residents for whom test results were received by the Department of Health. A person can be tested by more than one laboratory and can have both positive and negative results. **Therefore, the sum of the numbers in each column will be larger than the total number of people tested.**

Reporting lab	Inconclusive	Negative	Positive	Percent positive	Total
ADVENT HEALTH - WESTCHASE ER		400	66	14%	<b>466</b>
EPN URGENT CARE		83	383	82%	<b>466</b>
WILLISTON CARE CENTER		403	63	14%	<b>466</b>
BROOKDALE PALMER RANCH	1	407	57	12%	<b>465</b>
Solaris HealthCare Windermere		432	33	7%	<b>465</b>
APLS SERVICES LLC D/B/A CLEAR DIAGNOSTICS	13	443	8	2%	<b>464</b>
ELLENTON PEDIATRICS		445	19	4%	<b>464</b>
BONIFAY NURSING AND REHAB CENTER		433	31	7%	<b>464</b>
THE PALACE MANAGEMENT - THE PALACE AT CORAL GABLES		458	3	1%	<b>461</b>
TIDEWELL HOSPICE INC	2	452	7	2%	<b>461</b>
Darcy Hall Of Life Care		446	13	3%	<b>459</b>
VITAS LUTHERAN TOWERS INPATIENT PROGRAM		394	64	14%	<b>458</b>
MOOSEHAVEN HEALTH CENTER		415	43	9%	<b>458</b>
TRINITY REGIONAL REHAB CENTER		436	21	5%	<b>457</b>
PEDIATRIC ASSOCIATES OF OCALA PA		420	36	8%	<b>456</b>
CLARIDGE HOUSE NURSING CENTER		437	18	4%	<b>455</b>
ADVENT HEALTH - TIMBERRIDGE ER		384	71	16%	<b>455</b>
ASSOCIATESMD MEDICAL GROUP INC		389	66	15%	<b>455</b>
EMERALD COAST PEDIATRICS & ADOL		391	63	14%	<b>454</b>
Q ANSWER LAB	1	392	59	13%	<b>452</b>
Parkview Rehabilitation Center at Winter Park		441	10	2%	<b>451</b>
BROOKSVILLE HEALTHCARE CENTER LLC		438	13	3%	<b>451</b>
Santa Rosa Center for Rehabilitation and Healing		380	71	16%	<b>451</b>
PEDIATRICS BY THE SEA		429	21	5%	<b>450</b>
BAPTIST PRIMARY CARE, INC		420	30	7%	<b>450</b>
HEALTHY STEPS PEDIATRICS		402	47	10%	<b>449</b>
SOLARIS HEALTHCARE MERRITT ISLAND		401	47	10%	<b>448</b>
PINES OF SARASOTA		440	8	2%	<b>448</b>
DIGNITY HEALING, LLC		432	15	3%	<b>447</b>
VITAS HEALTHCARE CORPORATION		442	5	1%	<b>447</b>
SMA SPECIALTY MEDICAL LAB		120	326	73%	<b>446</b>
DIAMOND RIDGE HEALTH AND REHABILITATION CENTER		424	22	5%	<b>446</b>
UNIVERSITY OF TAMPA STUDENT HEALTH AND SHC CLINICAL LABORATORY		283	162	36%	<b>445</b>
THE SPRINGS AT BOCA CIEGA BAY		434	11	2%	<b>445</b>
CLERMONT HEALTH AND REHABILITATION CENTER		413	32	7%	<b>445</b>
PLANT CITY PEDIATRICS	1	354	90	20%	<b>445</b>
AMEERAH LABS, LLC	2	358	84	19%	<b>444</b>
KINDRED HOSPITAL	10	413	21	5%	<b>444</b>
NORTH FLORIDA REHABILITATION & SPECIALTY CARE		436	6	1%	<b>442</b>
EMERITUS AT NAPLES	2	438	1	0%	<b>441</b>
ST ANDREWS BAY SKILLED NURSING &		379	61	14%	<b>440</b>
PENSACOLA PEDIATRICS MILTON		383	56	13%	<b>439</b>
UNIVERSITY OF CENTRAL FLORIDA HEALTH SERVICES		424	14	3%	<b>438</b>
ROLLINS COLLEGE WELLNESS CENTER		130	306	70%	<b>436</b>
PRO HEALTH		188	248	57%	<b>436</b>
Bardmoor Oaks Healthcare and Rehabilitation Center		422	14	3%	<b>436</b>
Manatee Springs Rehabilitation and Nursing Center		414	20	5%	<b>434</b>

# COVID-19: testing by laboratory

Data through Apr 12, 2021 verified as of Apr 13, 2021 at 09:25 AM

Data in this report are provisional and subject to change.

The numbers in the table below represent the number of Florida and non-Florida residents for whom test results were received by the Department of Health. A person can be tested by more than one laboratory and can have both positive and negative results. **Therefore, the sum of the numbers in each column will be larger than the total number of people tested.**

Reporting lab	Inconclusive	Negative	Positive	Percent positive	Total
Life Care Center of Punta Gorda	1	419	14	3%	434
APP-UNIPATH, LLC	2	416	15	3%	433
SOLARIS HEALTHCARE BAYONET POINT		414	17	4%	431
FLORIDA DEPT OF HEALTH IN BREVARD COUNTY	3	364	63	15%	430
AVECINA MEDICAL JULINGTON	1	240	189	44%	430
INDIAN RIVER CTR, LLC		376	52	12%	428
TREASURE COAST COMMUNITY HEALTH	3	354	71	17%	428
JAMES A HALEY VETERANS HOSPITAL			428	100%	428
ABBOTT DIAGNOSTICS		408	18	4%	426
MANORCARE HEALTH SERVICES - VENICE		369	56	13%	425
PALM GARDEN OF WEST PALM BEACH	4	405	15	4%	424
FLORIDA DEPARTMENT OF HEALTH IN LIBERTY COUNTY	3	324	97	23%	424
QUALITOX LABORATORIES		242	182	43%	424
FAMILY CARE PARTNERS OF NORTHEAST FLORIDA LLC		346	77	18%	423
AYERS HEALTH & REHABILITATION CENTER		415	7	2%	422
Destin Healthcare and Rehabilitation Center	1	381	40	9%	422
LEHIGH REGIONAL MEDICAL CENTER LAB	2	372	47	11%	421
GARCIA CLINICAL LABORATORY		28	392	93%	420
ORCHARD PARK HEALTH & REHABILITATION		415	5	1%	420
PEDIATRICS IN BREVARD PA		361	56	13%	417
WHITE-WILSON MEDICAL CENTER - NICEVILLE		368	47	11%	415
HEALTHWORKS MED GROUP OF FLORIDA PA	3	403	9	2%	415
ENCOMPASS HEALTH REHABILITATION HOSPITAL OF SUNRISE	8	399	7	2%	414
VILLAGE DOCTORS OF KEYSTONE		329	84	20%	413
WATERMARK LAKE POINTE WOODS LLC		394	18	4%	412
BLOUNTSTOWN REHABILITATION CENTER LLC		306	106	26%	412
FLORIDA DEPARTMENT OF HEALTH		361	51	12%	412
PALMS OF SEBRING		375	37	9%	412
ST PETERSBURG PEDIATRICS-PARK BLVD		374	37	9%	411
FAMILY EXPRESS URGENT CARE		5	406	99%	411
AMBULATORY SURGERY CENTER OF BOCA RATON LTD		406	4	1%	410
Bayside Care Center	1	389	20	5%	410
PALM BEACH COUNTY FIREFIGHTERS HEALTH CLINIC, LLC		349	61	15%	410
MINUTECLINIC LLC #3671		366	44	11%	410
Timberidge Center for Rehabilitation and Healing		375	35	9%	410
WELL HEALTH WORKS	1	363	46	11%	410
SEASIDE HEALTH AND REHABILITATION CENTER		351	58	14%	409
BROOKDALE LAKE TAVARES		402	6	1%	408
AVANTE AT OCALA INC	2	375	31	8%	408
DIAGNOSTIC & CLINICAL CARE SERVICES INC DBA		326	82	20%	408
LIFE CARE CENTER OF WINTER HAVEN		390	18	4%	408
Consulate Health Care of North Fort Myers		394	13	3%	407
TIDE LABORATORIES		362	45	11%	407
THE VILLAGES REGIONAL HOSPITAL FREESTANDING		365	42	10%	407
Life Care Center of Ocala		338	69	17%	407
MANOR CARE OF BOYNTON BEACH LLC		382	24	6%	406
Heartland Healthcare of Ft. Myers	1	402	2	0%	405

# COVID-19: testing by laboratory

Data through Apr 12, 2021 verified as of Apr 13, 2021 at 09:25 AM

Data in this report are provisional and subject to change.

The numbers in the table below represent the number of Florida and non-Florida residents for whom test results were received by the Department of Health. A person can be tested by more than one laboratory and can have both positive and negative results. **Therefore, the sum of the numbers in each column will be larger than the total number of people tested.**

Reporting lab	Inconclusive	Negative	Positive	Percent positive	Total
BRIDGEWATER PARK HEALTH AND REHAB		374	31	8%	405
SUNLAND MARIANNA COX MEDICAL CENTER		362	43	11%	405
TRI-COUNTY NURSING AND REHABILITATION CENTER INC		389	15	4%	404
LIFE CARE PONTE VEDRA INC		392	11	3%	403
ST PETERSBURG PEDIATRICS-SEMINOLE BLVD		330	71	18%	401
TUSKAWILLA NURSING AND REHAB CENTER	2	391	7	2%	400
PruittHealth Panama City	1	335	64	16%	400
ATLANTIC SHORES NURSING AND REHAB CENTER	1	388	10	3%	399
ADVENTHEALTH EXPRESS CARE AT		326	72	18%	398
NATIONS BEST FAMILY HEALTH CARE		217	181	45%	398
MINI ER AND URGENT CARE		289	105	27%	394
UR MEDICINE LABS- CENTRAL LABORATORY		369	25	6%	394
ORCHARD RIDGE CARE AND REHABILITATION CENTER		374	19	5%	393
AZALEA TRACE PHYSICIAN SERVICES		387	5	1%	392
HCSO OCCUPATIONAL HEALTH AND WELLNESS CENTER		314	78	20%	392
FLORIDA HEART & VASCULAR MULTISPECIALTY GROUP PA		288	102	26%	390
ORLANDO ORTHOPAEDIC OUTPATIENT SURGERY CENTER LLC		387	3	1%	390
HOLISTIX TREATMENT CENTERS		380	10	3%	390
BARBER		13	376	97%	389
SAMANTHA WILSON CARE CENTER	4	374	11	3%	389
ONESTOP MEDICAL AND URGENT CARE LLC		337	50	13%	387
OKEECHOBEE COUNTY HEALTH DEPT	1	276	110	28%	387
Bay Breeze Senior Living and Rehabilitation Center		333	53	14%	386
University Crossing		383	1	0%	384
Stacey Health Care Centers Inc. dba Riverside Care Center		354	30	8%	384
WALGREENS 3173		350	34	9%	384
ELMCROFT PINECREST	1	355	27	7%	383
BROOKDALE PADDOCK HILLS	2	377	2	1%	381
BOULEVARD REHABILITATION CENTER		366	15	4%	381
SERENADES IN THE VILLAGES		328	53	14%	381
BARTON HEALTH ALLIANCE	3	331	45	12%	379
SEA BREEZE REHAB AND NURSING CENTER		370	9	2%	379
ROSEWOOD HEALTH AND REHABILITATION CENTER		353	25	7%	378
HEALTH CENTRAL PARK		312	66	17%	378
FLORIDA STATE HOSPITAL CLINICAL LABORATORY		374	3	1%	377
HARDEE MANOR HEALTH CARE CENTER	1	373	3	1%	377
SPECIALTY HEALTH AND REHABILITATION CENTER		352	25	7%	377
HEALTH PARK CARE CENTER		370	7	2%	377
BAYA PHARMACY WEST		8	368	98%	376
HARDEE COUNTY HEALTH DEPARTMENT		302	74	20%	376
OCEAN VIEW NURSING AND REHAB CENTER		355	21	6%	376
TAMARAC REHABILITATION & HEALTH CENTER		370	5	1%	375
FAIR HAVENS CENTER, OPCO		368	7	2%	375
SIGNATURE HEALTHCARE OF NORTH FLORIDA		371	4	1%	375
PEDIATRIC HEALTH CARE ALLIANCE, PA		335	40	11%	375
ACCESS MEDICAL CENTER	1	344	29	8%	374
PENSACOLA PEDIATRICS, PA		356	17	5%	373

# COVID-19: testing by laboratory

Data through Apr 12, 2021 verified as of Apr 13, 2021 at 09:25 AM

Data in this report are provisional and subject to change.

The numbers in the table below represent the number of Florida and non-Florida residents for whom test results were received by the Department of Health. A person can be tested by more than one laboratory and can have both positive and negative results. **Therefore, the sum of the numbers in each column will be larger than the total number of people tested.**

Reporting lab	Inconclusive	Negative	Positive	Percent positive	Total
SABAL DIRECT PRIMARY CARE, PA		306	67	18%	373
BAPTIST PRIMARY CARE INC	1	344	27	7%	372
HENDRY REGIONAL MEDICAL CENTER		107	265	71%	372
AVANTE AT MT DORA		364	7	2%	371
URGENT CARE BETHESDA	1	318	52	14%	371
Coastal Health and Rehabilitation Center		360	11	3%	371
MACDILL AIR FORCE BASE		330	41	11%	371
INFORM DIAGNOSTICS		361	9	2%	370
SOLARIS HEALTHCARE PARKWAY	2	350	17	5%	369
ADVENT HEALTH - TAMPA		148	221	60%	369
SPRINGTREE REHAB & HEALTH CARE CENTER		345	24	7%	369
VETERANS AFFAIRS MEDICAL CENTER - LAKE CITY		52	316	86%	368
TRENTON MEDICAL CENTER INC DBA PALMS MEDICAL GROUP	4	270	93	25%	367
BAY VILLAGE OF SARASOTA INC		364	3	1%	367
MADISON FACILITY INC		360	7	2%	367
EPWORTH VILLAGE RETIREMENT COMMUNITY		361	6	2%	367
EXCEL PEDIATRICS		310	56	15%	366
VILLAGE DOCTORS FAMILY MEDICAL CENTER OF		302	64	17%	366
MIDWAY SPECIALTY CARE CENTER	3	248	114	31%	365
24/7 PEDIATRIC CARE CENTERS INC		342	21	6%	363
BAYSHORE DIAGNOSTICS		319	43	12%	362
CORAL TRACE HEALTH CARE☐	2	355	5	1%	362
COLOR GENOMICS, INC.	2	353	6	2%	361
Life Care Center at Inverrary		351	10	3%	361
SANFORD LABORATORIES		333	26	7%	359
Vi at Lakeside Village Skilled Nursing		344	15	4%	359
SUN COUNTRY PEDIATRICS PLLC	9	318	31	9%	358
HAINES CITY REHABILITATION AND NURSING CENTER		334	24	7%	358
Palmetto Subacute Care Center		345	11	3%	356
MEDFAST URGENT CARE CENTER		122	231	65%	353
LIFE HOPE LABS, LLC		345	8	2%	353
Marshall Health and Rehabilitation Center		304	49	14%	353
FL HUD DESTIN, LLC D/B/A GRAND BOULEVARD HEALTH		313	39	11%	352
MY CLINICAL LAB		223	129	37%	352
VILLAGE AT VIENNA SQUARE,THE☐	6	329	17	5%	352
CORAL BAY HEALTHCARE AND REHABILITATION	1	338	12	3%	351
ELMHURST HOSPITAL CENTER	1	319	30	9%	350
HOLIDAY CVS LLC DBA CVS/PHARMACY #0440		335	15	4%	350
WIMAUMA COMMUNITY HEALTH CENTER		290	60	17%	350
KISSIMMEE FACILITY OPERATIONS LLC		326	24	7%	350
ARCPOINT LABS OF SARASOTA MANATEE		266	83	24%	349
JACKSONVILLE KIDS PEDIATRICS, PLLC		313	35	10%	348
ESTERO ISLAND MEDICAL CENTER		276	71	20%	347
HEALTH DESIGNS		332	14	4%	346
SELECT REFERENCE LABORATORIES, LLC	1	333	12	3%	346
COMMUNITY HEALTH AND REHABILITATION CENTER		283	63	18%	346
MY HEALTHY BLUEPRINT BY BAPTIST HEALTH CARE		292	53	15%	345

# COVID-19: testing by laboratory

Data through Apr 12, 2021 verified as of Apr 13, 2021 at 09:25 AM

Data in this report are provisional and subject to change.

The numbers in the table below represent the number of Florida and non-Florida residents for whom test results were received by the Department of Health. A person can be tested by more than one laboratory and can have both positive and negative results. **Therefore, the sum of the numbers in each column will be larger than the total number of people tested.**

Reporting lab	Inconclusive	Negative	Positive	Percent positive	Total
PALM BEACH PEDIATRICS PA	2	295	47	14%	344
LAKE EUSTIS HEALTH AND REHABILITATION CENTER		336	8	2%	344
USAFSAM/PHE		174	170	49%	344
ST CATHERINE'S WEST REHABILITATION HOSPITAL		330	13	4%	343
RITECARE MEDICAL CENTER		259	84	24%	343
FLORIDA HEALTH CARE PLANS			343	100%	343
ADVENT HEALTH CENTRA CARE - PALM COAST		80	262	77%	342
CHEEK AND SCOTT DRUGS INC		284	57	17%	341
Solaris Healthcare Coconut Creek		335	6	2%	341
BHA TITUSVILLE CLINIC		320	21	6%	341
AVANTE AT LEESBURG INC		335	5	1%	340
CRONOS CLINICAL LABORATORY	22	227	91	27%	340
ADVANCED AMBULATORY SURGERY CENTER		327	13	4%	340
RIVERS FAMILY MEDICINE PA		257	82	24%	339
MEDICAL CENTER AT OCEAN REEF,THE		321	17	5%	338
METROPOLITAN HOSPITAL CENTER		331	7	2%	338
The Care Center at Pinellas Park	1	328	8	2%	337
AVENTURA REHAB AND NURSING CENTER		321	16	5%	337
ARGO SENIOR LIVING AT HAVERHILL		316	20	6%	336
TAVARES PEDIATRICS		285	51	15%	336
LASER & SURGERY CENTER OF THE PALM BEACHES□		334	2	1%	336
KEY WEST HEALTH AND REHAB	1	326	8	2%	335
BEAR CREEK NURSING CENTER		330	5	1%	335
Solaris Healthcare Lake Bennet		298	37	11%	335
DEPARTMENT OF HEALTH BUREAU OF FAMILY		327	7	2%	334
NORTH PINELLAS STATMED QUICK QUALITY CLINICS		236	97	29%	333
BODYK		324	9	3%	333
PALMS REHABILITATION AND HEALTHCARE CENTER		294	38	11%	332
PARTICLE THEORY LABS		309	23	7%	332
DELTONA HEALTH CARE		307	24	7%	331
SOUTHWEST ORLANDO FAMILY MEDICINE, PL		275	55	17%	330
Life Care Center at Wells Crossing		309	21	6%	330
JACKSON PLAZA NURSING & REHAB CENTER	6	315	8	2%	329
LabCorp (Non-Interfaced)	2	128	198	60%	328
MANOR CARE OF NAPLES FL LLC		324	4	1%	328
FAMILY CARE PARTNERS OF NE FLORIDA LLC		253	74	23%	327
HOLLEY NAVARRE MEDICAL CLINIC		248	79	24%	327
VILLAGE PLACE NH LLC□		297	29	9%	326
SILVER CREEK SENIOR LIVING COMMUNITY		321	5	2%	326
LORI MCAULIFFE MD PA		288	37	11%	325
FRICKS PHARMACY		262	63	19%	325
PIONEER CLINICAL LAB, LLC		212	113	35%	325
KENNEDY PAIN CLINIC GROUP LLC		291	33	10%	324
Avante at Inverness		321	3	1%	324
GOOD SAMARITAN SOCIETY-DAYTONA		303	21	6%	324
WESTCHESTER GARDENS LIMITED PARTNERSHIP		314	9	3%	323
REGENTS PARK OF BOCA RATON□		320	3	1%	323

# COVID-19: testing by laboratory

Data through Apr 12, 2021 verified as of Apr 13, 2021 at 09:25 AM

Data in this report are provisional and subject to change.

The numbers in the table below represent the number of Florida and non-Florida residents for whom test results were received by the Department of Health. A person can be tested by more than one laboratory and can have both positive and negative results. **Therefore, the sum of the numbers in each column will be larger than the total number of people tested.**

Reporting lab	Inconclusive	Negative	Positive	Percent positive	Total
PHYSICIANS REGIONAL WALK-IN		191	131	41%	322
ROSEN MEDICAL CENTER		280	42	13%	322
The Grove Health and Rehabilitation		297	24	7%	321
AMERICAN FINNISH NURSING HOME	2	311	8	2%	321
RENAISSANCE AT THE TERRACES		317	3	1%	320
Avante at St Cloud, Inc.		311	9	3%	320
FLETCHER HEALTH AND REHABILITATION CENTER		319	1	0%	320
HOSPICE OF LAKE & SUMTER INC	1	312	6	2%	319
PruittHealth Santa Rosa		225	94	29%	319
SIGNATURE HEALTHCARE AT THE COURTYARD		272	47	15%	319
BIOCEPT		296	22	7%	318
ST LUCIE EMPLOYEE HEALTH & WELLNESS CENTER		312	6	2%	318
REHABILITATION CENTER OF LAKE CITY, THE		289	28	9%	317
LA MER NH LLC		312	5	2%	317
AVELLINO LAB USA, INC	1	303	12	4%	316
ST JAMES HEALTH AND REHABILITATION CENTER		229	87	28%	316
RULEME CENTER	2	286	28	9%	316
LODGE HEALTH AND REHABILITATION CENTER, THE		282	33	10%	315
INNOVATIVE GENOMICS, LLC		281	34	11%	315
MANORCARE AT LELY PALMS		310	5	2%	315
MEDEXPRESS LUTZ		3	311	99%	314
Concordia Village of Tampa AL		309	5	2%	314
ST JUDE CHILDREN'S RESEARCH HOSPITAL		299	15	5%	314
BAPTIST HEALTH SOUTH FLORIDA - WEST BOCA URGENT CARE		256	57	18%	313
GENESIS MEDICAL LABORATORY MIAMI FL.		83	230	73%	313
BAY COUNTY SHERIFFS OFFICE JAIL FACILITY		260	53	17%	313
CRYSTAL RIVER HEALTH & REHAB		309	3	1%	312
LUTHERAN HAVEN		303	9	3%	312
Life Care Center of Sarasota		299	13	4%	312
HEATHER HILL HEALTHCARE CENTER		266	46	15%	312
FLORIDA KEYS PEDIATRICS & ADOLESCENT CENTER		294	17	5%	311
POMPANO REHABILITATION AND NURSING CTR		310			310
HUNT CLUB PEDIATRIC ASSOCIATES, P.A.		268	42	14%	310
LUIS A GHIGLINO MD PA		300	10	3%	310
HOMESTEAD MANOR	2	266	41	13%	309
AVON PARK PEDIATRICS INC	3	275	30	10%	308
EDGEWATER AT WATERMAN VILLAGE,THE		292	16	5%	308
CITY OF PORT SAINT LUCIE		283	24	8%	307
LAKELAND REGIONAL HEALTH SYSTEMS INC		39	266	87%	305
CLARE BRIDGE ORMOND BEACH	1	303			304
DAYTONA BEACH HEALTH AND REHAB CENTER		302	2	1%	304
TALLAHASSEE NHHI LLC	1	276	27	9%	304
OSPREY LODGE		244	59	19%	303
MACCLENNY NURSING AND REHAB		284	18	6%	302
TIERRA PINES CENTER		289	13	4%	302
CROSS POINTE CARE CENTER	2	293	6	2%	301
ACCURATE DIAGNOSTIC LABS, INC		284	17	6%	301

# COVID-19: testing by laboratory

Data through Apr 12, 2021 verified as of Apr 13, 2021 at 09:25 AM

Data in this report are provisional and subject to change.

The numbers in the table below represent the number of Florida and non-Florida residents for whom test results were received by the Department of Health. A person can be tested by more than one laboratory and can have both positive and negative results. **Therefore, the sum of the numbers in each column will be larger than the total number of people tested.**

Reporting lab	Inconclusive	Negative	Positive	Percent positive	Total
CENTERSTONE OF FLORIDA☐		276	25	8%	301
BOCA BIOLISTICS REFERENCE LABORATORY	2	185	112	37%	299
Surrey Place Healthcare and Rehabilitation		297	2	1%	299
ARCPOINT LABS OF ST PETERSBURG		209	90	30%	299
BUENA VISTA URGENT CARE		264	34	11%	298
FOUNTAIN INN NURSING & REHABILITATION CTR, INC		292	6	2%	298
ELLENTON PEDIATRICS PA		280	18	6%	298
SILVERCREST HEALTH AND REHABILITATION CENTER	3	287	8	3%	298
JACKSONVILLE VA UNIVERSITY OPC	4	284	9	3%	297
BROOKDALE DESTIN		284	12	4%	296
LAKE PARK OF MADISON		285	11	4%	296
PERSONALIZED GENETIC TESTING	3	194	99	33%	296
CONSULATE HEALTH CARE OF SAFETY HARBOR		289	7	2%	296
SARAPATH DIAGNOSTICS		170	125	42%	295
LONGWOOD FAMILY PRACTICE		226	69	23%	295
SUNCOAST URGENT CARE		222	73	25%	295
Avante at Orlando	1	288	6	2%	295
NORTHWEST MEDICAL CENTER CLINICAL LABORATORY		175	118	40%	293
STATMED QUICK QUALITY CLINIC AT NORTH PINELLAS		66	227	77%	293
BIOIQ		243	48	16%	291
PALM GARDEN OF GAINESVILLE	2	285	2	1%	289
BAYA POINTE NURSING AND REHABILITATION		206	83	29%	289
Sunset Point Center		285	4	1%	289
WHITE WILSON MEDICAL IMMEDIATE CARE NICEVILLE		66	223	77%	289
AUBURN UNIVERSITY MEDICAL CLINIC		227	62	21%	289
STERLING HOUSE OF DELAND		288	1	0%	289
DOCTORS MEMORIAL HOSPITAL		158	131	45%	289
FLORIDA ATLANTIC UNIVERSITY STUDENT HEALTH		238	51	18%	289
AMERICAN HEALTH ASSOCIATES INC	1	270	18	6%	289
Solaris HealthCare Imperial		281	8	3%	289
West Melbourne Health and Rehabilitation Center		286	1	0%	287
W FRANK WELLS NURSING HOME		257	29	10%	286
renaissance health and rehabilitation center		264	21	7%	285
BAPTIST HEALTH URGENT CARE AT PLANTATION		235	49	17%	284
DAVID SCOTT MADWAR MD PA☐		254	29	10%	283
RIVERWOOD HEALTH NH LLC		244	39	14%	283
AURORA DIAGNOSTICS BERNHARDT LABORATORIES PATHOLOGY SERVICE		190	93	33%	283
Chatsworth at PGA National, LLC		269	13	5%	282
PAVILION FOR HEALTHCARE, THE		278	3	1%	281
USA HEALTH UNIVERSITY HOSPITAL CLINICAL LABORATORY	1	270	10	4%	281
WESTWOOD HEALTHCARE SNF		235	46	16%	281
ARBOR FACILITY INC		277	3	1%	280
MARION AND BERNARD L SAMSON NURSING CENTER		276	4	1%	280
Solaris Senior Living North Naples ALF		270	9	3%	279
HAVEN OF OUR LADY OF PEACE INC		271	8	3%	279
EMED LABS, LLC	3	268	7	3%	278
CYPRESS COVE		272	6	2%	278

# COVID-19: testing by laboratory

Data through Apr 12, 2021 verified as of Apr 13, 2021 at 09:25 AM

Data in this report are provisional and subject to change.

The numbers in the table below represent the number of Florida and non-Florida residents for whom test results were received by the Department of Health. A person can be tested by more than one laboratory and can have both positive and negative results. **Therefore, the sum of the numbers in each column will be larger than the total number of people tested.**

Reporting lab	Inconclusive	Negative	Positive	Percent positive	Total
Crossbreeze care center	1	274	2	1%	277
HARBOURWOOD	1	272	4	1%	277
PONTE VEDRA GARDENS		276	1	0%	277
PRUITT HEALTH-SANTA ROSA		275	2	1%	277
CHIPOLA HEALTH AND REHAB		259	18	6%	277
Rehabilitation Center for Park Place LLC		266	11	4%	277
VILLAGES REGIONAL HOSPITAL SURGERY CENTER LLC, THE		218	58	21%	276
VETERANS AFFAIRS MEDICAL CENTER - MIAMI		2	273	99%	275
AFTER HOURS PEDIATRICS INC	1	1	273	99%	275
ABBOTT LABORATORIES		166	109	40%	275
PROTEUS MOLECULAR AND CLINICAL LAB	1	162	112	41%	275
JACKSONVILLE UNIVERSITY	1	259	14	5%	274
Glades West Rehabilitation and Nursing Center		266	8	3%	274
NASSAU COUNTY JAIL		229	45	16%	274
LAKESIDE NEUROLOGIC		262	12	4%	274
ST JOSEPH'S HOSPITAL LABORATORY		1	272	100%	273
PBC FIREFIGHTER BENEFIT FUND WELLNESS CENTER		225	45	17%	270
Premier Place at The Glenview		261	9	3%	270
FIRST CHOICE PRIMARY CARE		213	56	21%	269
ADVENT HEALTH CARE CENTER	9	246	14	5%	269
FAMILY MEDICAL CARE OF PALM BEACH		190	79	29%	269
Chatham Glen Healthcare and Rehabilitation Center		260	8	3%	268
BRENTWOOD RETIREMENT COMMUNITY	5	232	31	12%	268
DE LUNA HEALTH AND REHABILITATION CENTER		245	23	9%	268
ADVENT HEALTH CENTRA CARE - ORMOND BEACH		113	155	58%	268
ST MARK VILLAGE	1	261	5	2%	267
CONEY ISLAND HOSPITAL		257	9	3%	266
SERANADES BY SONATA WEST ORANGE		236	29	11%	265
BROWARD NURSING & REHABILITATION CTR	8	243	14	5%	265
THE PLAYERS CHAMPIONSHIP		265			265
AMELIA MEDICAL CARE		110	154	58%	264
AMERICAN RESEARCH LABS		249	15	6%	264
PEACHTREE IMMEDIATE CARE		224	40	15%	264
220 GOLDEN, LLC	1	246	16	6%	263
Cross Gardens Care Center		262	1	0%	263
CONCIMED LLC		239	24	9%	263
WASHINGTON REHAB AND NURSING		253	10	4%	263
CHIPOLA MEDICAL ASSOCIATES, LLC		186	76	29%	262
Terrace Health and Rehab		257	4	2%	261
MEDICATION ROOMS-CSU/CI NURSE STATION	1	246	13	5%	260
JUPITER MEDICAL CENTER URGENT CENTER		214	46	18%	260
BOND CLINIC, PA		192	68	26%	260
CLIFFORD CHESTER SIMS VA NURSING HOME		251	9	3%	260
ALLIANCE PEDIATRICS PA		253	6	2%	259
CONSULATE HEALTHCARE OF KISSIMMEE		247	12	5%	259
AZALEA TRACE		245	13	5%	258
BRADEN RIVER REHABILITATION CENTER LLC		257	1	0%	258

# COVID-19: testing by laboratory

Data through Apr 12, 2021 verified as of Apr 13, 2021 at 09:25 AM

Data in this report are provisional and subject to change.

The numbers in the table below represent the number of Florida and non-Florida residents for whom test results were received by the Department of Health. A person can be tested by more than one laboratory and can have both positive and negative results. **Therefore, the sum of the numbers in each column will be larger than the total number of people tested.**

Reporting lab	Inconclusive	Negative	Positive	Percent positive	Total
FLORIDA WOMAN CARE LABORATORY LLC		232	26	10%	258
DOS OF NORTH SHORES NURSING & REHAB CENTER		257			257
NORTH FLORIDA PEDIATRICS - MARIANNA		217	40	16%	257
ADVENT HEALTH - ORLANDO		195	61	24%	256
MIAMI JEWISH HEALTH SYSTEMS, INC	4	242	10	4%	256
WALGREENS 10670		221	34	13%	255
MARTIN MEMORIAL MEDICAL CENTER LAB		128	127	50%	255
HEARTLAND PEDIATRICS OF LAKE PLACID PA	1	223	31	12%	255
FORT MYERS REHABILITATION AND NURSING CENTER		229	26	10%	255
WILLISTON PEDIATRICS PA	1	219	34	13%	254
LAKEVIEW INTERNAL MEDICINE		192	62	24%	254
NADAL PEDIATRICS		214	39	15%	253
SHELL POINT VILLAGE MEDICAL CENTER		246	7	3%	253
KR at Hillsborough Lakes/Lutz Healthcare		242	10	4%	252
JUPITER MEDICAL CENTER URGENT CARE - STUART		190	62	25%	252
TERRACES OF LAKE WORTH CARE CENTER□		240	12	5%	252
ST VINCENT'S AMBULATORY CARE INC DBA	2	216	33	13%	251
BAYVIEW CENTER		246	5	2%	251
AVANTE AT ORMOND BEACH INC		245	6	2%	251
STUART - FAIRGROUNDS		219	32	13%	251
BUREAU OF CLINICAL LABORATORIES		209	41	16%	250
FARAH MEDICAL		235	15	6%	250
FLORIDA CLINICAL LABORATORY-BIOREFERENCE LABORATORIES		99	151	60%	250
CARRINGTON PLACE OF ST PETE LLC		242	6	2%	248
ARDEN COURTS OF TAMPA□	2	241	5	2%	248
HOLISTIC PEDIATRICS GROUP LLC		227	21	8%	248
ADVENTHEALTH EXPRESS CARE AT WESLEY CH		218	29	12%	247
AVECINA MOBILE		121	125	51%	246
Heritage Healthcare at Tallahassee		239	7	3%	246
SEAVIEW NURSING AND REHABILITATION CENTER		236	10	4%	246
FELLOWSHIP HOME AT THE FAIRWAY LLC		239	7	3%	246
Consulate Health Care of St. Petersburg		238	7	3%	245
SHC College Park		243	2	1%	245
ROSEWOOD HEALTHCARE & REHABILITATION CENTER		239	6	2%	245
HOMESTEAD VILLAGE		233	11	5%	244
MIAMI CEREBRAL PALSY RESIDENTIAL		243	1	0%	244
MALABAR/ADVENT CENTRA CARE		48	196	80%	244
UCC - WELLINGTON		3	240	99%	243
PALMS FACILITY INC		228	15	6%	243
WHITE WILSON MEDICAL CENTER IMMEDIATE CARE		135	108	44%	243
HOSPICE OF ST FRANCIS INC□		235	7	3%	242
TGH		1	241	100%	242
ENCOMPASS HEALTH REHABILITATION OF SEA PINES		241	1	0%	242
ARCHER HEALTH VENTURES, LLC		217	25	10%	242
GOOD SAMARITAN CARES		236	5	2%	241
VI AT BENTLEY VILLAGE HOME CARE		240	1	0%	241
STERLING HOUSE OF WINTER HAVEN		237	3	1%	240

# COVID-19: testing by laboratory

Data through Apr 12, 2021 verified as of Apr 13, 2021 at 09:25 AM

Data in this report are provisional and subject to change.

The numbers in the table below represent the number of Florida and non-Florida residents for whom test results were received by the Department of Health. A person can be tested by more than one laboratory and can have both positive and negative results. **Therefore, the sum of the numbers in each column will be larger than the total number of people tested.**

Reporting lab	Inconclusive	Negative	Positive	Percent positive	Total
CLARE BRIDGE OF SARASOTA		238	2	1%	240
SANDY PINES	2	202	36	15%	240
QUICK CARE MED LLC	1	185	54	23%	240
SOUTHLAND SUITES OF ORMOND BEACH	4	236			240
AMERICAN HOUSE SENIOR LIVING		189	51	21%	240
MARTIN ACQUISITION 1 LLC DBA		225	14	6%	239
PALM GARDEN OF AVENTURA		236	3	1%	239
ORANGE COUNTY HEALTH DEPT		228	11	5%	239
EDGEWOOD NURSING CENTER		229	10	4%	239
Jacaranda Manor		237	1	0%	238
CCS - JOSEPH V CONTE		235	2	1%	237
Orchid Cove at Sarasota		236	1	0%	237
SIGNATURE HEALTHCARE OF ORANGE PARK		233	4	2%	237
HIGHLANDS URGENT CARE			237	100%	237
Flagler Health and Rehabilitation		233	3	1%	236
OAKBROOK HEALTH AND REHABILITATION CENTER	1	221	14	6%	236
EVENT MED SERVICES LABORATORY		231	5	2%	236
ST AUGUSTINE HEALTH & REHAB CENTER		235	1	0%	236
OAK HAMMOCK AT THE UNIVERSITY OF FLORIDA		229	6	3%	235
BAY TREE CARE AND REHABILITATION CENTER		197	38	16%	235
REGENTS PARK AT AVENTURA		221	14	6%	235
ST ANTHONYS REHABILITATION HOSPITAL	9	223	2	1%	234
MILLENNIUM PHYSICIAN GROUP LLC		202	32	14%	234
ATLANTIC URGENT CARE		155	78	33%	233
IMA MEDICAL GROUP		161	71	31%	232
MANDARIN PEDIATRICS		210	22	9%	232
EXPERTUS LABORATORIES INC		154	78	34%	232
ManorCare Health Services-Palm Harbor	1	229	1	0%	231
Sunnyside Nursing Home		228	3	1%	231
LAKE SIDE HEALTH CENTER		230			230
LYNN HAVEN SPORTS COMPLEX-WALKON CLINIC		21	209	91%	230
SOLARIS SENIOR LIVING VERO BEACH		221	8	3%	229
Lake Port Square Health Center		212	17	7%	229
LCS SANDHILL COVE LLC DBA	6	213	9	4%	228
THE RESIDENCE AT TIMBER PINES	4	199	25	11%	228
CHILDREN MED CARE INC		195	33	14%	228
SAMIR EBEID MD		204	23	10%	227
SPRINGS AT LAKE POINTE WOODS		225	2	1%	227
Signature healthcare of Jacksonville		222	5	2%	227
VETERANS AFFAIRS ORLANDO VA MEDICAL CENTER			227	100%	227
PARKS HEALTHCARE & REHABILITATION CTR	4	211	11	5%	226
ASCENSION MEDICAL GROUP		5	221	98%	226
FORT PIERCE HEALTH CARE		219	7	3%	226
SURREY PLACE CARE CENTER		219	7	3%	226
Lakewood Nursing Center		197	29	13%	226
COLLIER PHARMACY		183	43	19%	226
BARTRAM CROSSING		225			225

# COVID-19: testing by laboratory

Data through Apr 12, 2021 verified as of Apr 13, 2021 at 09:25 AM

Data in this report are provisional and subject to change.

The numbers in the table below represent the number of Florida and non-Florida residents for whom test results were received by the Department of Health. A person can be tested by more than one laboratory and can have both positive and negative results. **Therefore, the sum of the numbers in each column will be larger than the total number of people tested.**

Reporting lab	Inconclusive	Negative	Positive	Percent positive	Total
PADDOCK RIDGE		222	3	1%	225
NAPHCARE, INC AT MANATEE COUNTY JAIL		199	26	12%	225
NSPIRE HEALTHCARE LAUDERHILL		219	6	3%	225
DISCOVERY VILLAGE AT MELBOURNE		197	27	12%	224
Avante at Lake Worth, Inc.		222	2	1%	224
PATHWAY PHARMACY		186	38	17%	224
ADVENT HEALTH - LAKE NONA		193	30	13%	223
LEHIGH VALLEY GENOMICS			223	100%	223
WIREGRASS DIRECT PRIMARY CARE PLLC□		190	33	15%	223
RAPID RELIABLE TESTING NY LLC		211	12	5%	223
MORSELIFE MEMORY CARE RESIDENCE		213	9	4%	222
CONSULATE HEALTH CARE OF MELBOURNE		217	5	2%	222
PINNACLES PEDS CARE PA		222			222
NORTH FLORIDA PEDIATRICS PA - DUVAL		193	29	13%	222
CORAL REEF NURSING & REHABILITATION CENTER		213	8	4%	221
CONCORD LIFE SCIENCES LLC	2	201	17	8%	220
DOCTORS MEMORIAL FAMILY MEDICINE	2	152	66	30%	220
INN AT ASTON GARDENS, THE		212	8	4%	220
MIDWAY PRIMARY CARE, LLC	11	130	79	36%	220
SUPERIOR RESIDENCES OF PANAMA CITY BEACH		213	7	3%	220
BORLAND GROOVER CLINIC	1	182	37	17%	220
CCS - PAUL REIN DETENTION FACILITY		153	66	30%	219
WOOD LAKE HEALTH AND REHABILITATION CENTER		219			219
ANGELS DIAGNOSTIC GROUP		174	45	21%	219
GUEST HOUSE OCALA, THE		210	9	4%	219
CORAL GABLES NURSING & REHABILITATION CENTER		209	10	5%	219
Boynton Beach Rehabilitation Center	2	213	4	2%	219
COLONY CLUB ALF,THE	1	205	13	6%	219
FLAGLER COUNTY DETENTION CENTER		205	13	6%	218
PINELLAS CARE CENTER		184	34	16%	218
KINDRED HOSPITAL THE PALM BEACHES		213	5	2%	218
life Care Center of Melbourne		201	17	8%	218
ADVENT HEALTH CENTRA CARE - DAYTONA BEACH		94	124	57%	218
ADVANCED MEDICAL GROUP		1	216	100%	217
ST. CLOUD REGIONAL MEDICAL CENTER		199	18	8%	217
STAR CARE		185	32	15%	217
FLORIDA HEALTH CARE PLAN INC		2	215	99%	217
LAKE PORT SQUARE		200	17	8%	217
THE MANOR AT CARPENTERS		185	32	15%	217
MACTOWN, INC		215	2	1%	217
Avante at Melbourne		212	4	2%	216
ARDEN COURTS OF SEMINOLE		175	41	19%	216
BROOKDALE ATRIM WAY		210	6	3%	216
MEDICAL CONSULTANTS OF FLORIDA LLC	1	181	33	15%	215
GATEWAY/ADVENT CENTRA CARE	1	24	190	88%	215
Taylor Care Center		210	5	2%	215
KEY LARGO - LARGO CARGO		193	21	10%	214

# COVID-19: testing by laboratory

Data through Apr 12, 2021 verified as of Apr 13, 2021 at 09:25 AM

Data in this report are provisional and subject to change.

The numbers in the table below represent the number of Florida and non-Florida residents for whom test results were received by the Department of Health. A person can be tested by more than one laboratory and can have both positive and negative results. **Therefore, the sum of the numbers in each column will be larger than the total number of people tested.**

Reporting lab	Inconclusive	Negative	Positive	Percent positive	Total
BLOCK, NATION, CHASE, AND SMOLEN FAMILY MEDICINE		157	57	27%	214
ARDEN COURTS OF FORT MYERS		207	7	3%	214
LIFE CARE CENTER OF PORT ST. LUCIE		201	12	6%	213
POCONO MEDICAL CENTER		212	1	0%	213
BAY VUE NURSING AND REHABILITATION CENTER		203	10	5%	213
Consulate Healthcare of West Palm Beach		197	16	8%	213
San Jose Health & Reabilitation		206	6	3%	212
CONSULATE HEALTH CARE OF WINTER HAVEN		209	3	1%	212
Bayside Health and Rehabilitation		181	31	15%	212
ST PETERSBURG PEDIATRICS-EAST BAY	1	177	34	16%	212
SUNRISE DIAGNOSTIC LABORATORY		158	53	25%	211
FULGENT GENETICS	3	166	42	20%	211
HEALTH FIRST - HOLMES REGIONAL MEDICAL CENTER		32	178	85%	210
KENILWORTH CARE & REHABILITATION CENTER		193	17	8%	210
Royal Oaks Nursing and Rehab		209	1	0%	210
GOOD SAMARITAN SOCIETY OF DELAND		199	11	5%	210
VIERA DEL MAR HEALTH AND REHABILITATION CENTER		202	8	4%	210
BOCA RATON REHABILITATION CENTER	4	201	4	2%	209
The Waterford		206	3	1%	209
The Palace Nursing and Rehabilitation Center		209			209
Nspire Health Care Kendall		199	10	5%	209
MATHISON RETIREMENT COMMUNITY, INC	1	200	8	4%	209
Whispering Oaks	11	175	23	11%	209
SUNLIFE PHARMACY		184	25	12%	209
PALMS MEDICAL GROUP HIGH SPRINGS		174	34	16%	208
The Ponce Therapy Care Center		204	4	2%	208
LAKE VIEW CARE CENTER AT DELRAY		201	6	3%	207
FIRST CHOICE PEDIATRICS INC		185	21	10%	206
TARPON POINT NURSING AND REHABILITATION CENTER		203	3	1%	206
UNIVERSITY OF MIAMI		75	131	64%	206
MIRACLE HILL NURSING & REHABILITATION CENTER INC		200	6	3%	206
LAKE REGIONAL URGENT CARE		12	193	94%	205
HIALEAH SHORES NURSING AND REHAB CENTER		197	8	4%	205
Cross Terrace REhabilitation		203	2	1%	205
BENDERSON FAMILY SKILLED NURSING AND□		187	17	8%	204
PALM HARBOR FAMILY PRACTICE & WALK-IN		157	47	23%	204
DISCOVERY VILLAGE AT NAPLES		187	17	8%	204
PCB CLINIC		159	45	22%	204
CARENOW LAKE MARY		45	159	78%	204
BROOKDALE OF SPRING HILL	9	192	2	1%	203
GLENRIDGE ON PALMER RANCH,THE		195	8	4%	203
TUSCAN GARDENS OF PALM COAST		198	5	2%	203
SENIOR LIVING VII TAMPA LLC□	1	193	9	4%	203
PATHGROUP LABS LLC		97	106	52%	203
NEW YORK CITY DEPARTMENT OF HEALTH & MENTAL		169	34	17%	203
PEDIATRICS IN BREVARD PA- ROCKLEDGE		164	39	19%	203
SACRED HEART HEALTH SYSTEM INC		168	35	17%	203

# COVID-19: testing by laboratory

Data through Apr 12, 2021 verified as of Apr 13, 2021 at 09:25 AM

Data in this report are provisional and subject to change.

The numbers in the table below represent the number of Florida and non-Florida residents for whom test results were received by the Department of Health. A person can be tested by more than one laboratory and can have both positive and negative results. **Therefore, the sum of the numbers in each column will be larger than the total number of people tested.**

Reporting lab	Inconclusive	Negative	Positive	Percent positive	Total
ADVENT HEALTH - PALM HARBOR ER		163	39	19%	202
POLK COUNTY HEALTH DEPARTMENT		178	24	12%	202
ADVENT HEALTH CENTRA CARE - APOPKA NORTH		172	30	15%	202
PHYSICIANS PRIMARY CARE OF SOUTHWEST FLORIDA	1	184	17	8%	202
LABCORP BURLINGTON	1	152	48	24%	201
VAMC WEST PALM LAB		5	196	98%	201
COLLIER COUNTY JAIL		199	2	1%	201
TRUE NORTH HEALTH NAVIGATION LLC DBA DISPATCHHEALTH	1	168	32	16%	201
BONITA PHARMACY		182	19	9%	201
YOUR FAMILY WALK-IN CLINIC		15	186	93%	201
Governors Creek Health and Rehabilitation	1	198	2	1%	201
CAREATC CITY OF TAMPA	3	167	31	15%	201
JUNO DERMATOLOGY LLC		184	17	8%	201
GEORGE SAFRAN MD PC		188	13	6%	201
AMA MEDICAL GROUP LLC		168	32	16%	200
LAB CORP	1	116	83	42%	200
HERITAGE HEALTHCARE AND REHABILITATION CENTER		195	5	3%	200
ADVENT HEALTH - CARROLLWOOD	4	169	26	13%	199
PATRIOT MEDICAL LABORATORIES		191	8	4%	199
GRACE PEDIATRICS		168	31	16%	199
AVANTE OF BOCA RATON		198	1	1%	199
EAST RIDGE RETIREMENT VILLAGE		197	1	1%	198
LAUREL POINT CARE ACQUISITION LLC DBA SANDGATE GARDENS REHAB AND NURSI		171	27	14%	198
Sunrise Health and Rehabilitation Center		190	8	4%	198
DEPARTMENT OF HEALTH & HUMAN SERVICES		198			198
PEDIATRIC SPECIALISTS MEDICAL GROUP☐	1	177	20	10%	198
RIVERSIDE RECOVERY OF TAMPA		196	1	1%	197
PROFESSIONAL URGENT CARE SERVICES		152	45	23%	197
NAIA		196	1	1%	197
RIVERWOOD CENTER,THE☐		186	10	5%	196
NO FLORIDA PEDIATRICS, PA		169	27	14%	196
AMERICAN ESOTERIC LAB-BIRMINGHAM		193	3	2%	196
ABBIEJEAN RUSSELL CARE CENTER☐		195	1	1%	196
BARKLEY PLACE	1	190	4	2%	195
Heritage Park Rehabilitation & Healthcare		177	18	9%	195
LEESBURG PEDIATRICS		162	33	17%	195
SOUTH BALDWIN REGIONAL MEDICAL CENTER		183	12	6%	195
GULF COAST MEDICAL CENTER		189	6	3%	195
A PLUS PEDIATRICS		172	23	12%	195
BRUCE S WEST MD	1	193	1	1%	195
BEACON AT GULF BREEZE, THE	2	181	11	6%	194
MIAMI VA HEALTHCARE SYSTEM			194	100%	194
ALLSOUTH URGENT CARE		25	169	87%	194
HOSPITAL FOR SPECIAL SURGERY		191	3	2%	194
MCW MENTAL HEALTH LLC		190	4	2%	194
WORKPLACE SCREENING INTELLIGENCE			193	100%	193
FINLAY CLINICAL LABORATORY INC	1	39	153	79%	193

# COVID-19: testing by laboratory

Data through Apr 12, 2021 verified as of Apr 13, 2021 at 09:25 AM

Data in this report are provisional and subject to change.

The numbers in the table below represent the number of Florida and non-Florida residents for whom test results were received by the Department of Health. A person can be tested by more than one laboratory and can have both positive and negative results. **Therefore, the sum of the numbers in each column will be larger than the total number of people tested.**

Reporting lab	Inconclusive	Negative	Positive	Percent positive	Total
FLORIDA DEPARTMENT OF HEALTH IN TAYLOR COUNTY	1	149	43	22%	193
WALGREENS 4915	1	173	19	10%	193
ABSOLUTE HEALTH INTERNAL MEDICINE AND PEDIATRICS		173	20	10%	193
EDWARD J HEALEY REHAB & NURSING CENTER		193			193
SARNO EXTENDED HOURS		124	69	36%	193
REGENCY PARK		175	18	9%	193
ESCAMBIA COUNTY JAIL DETENTION DIVISION		188	5	3%	193
Hampton Court Nursing and Rehabilitation Center		190	2	1%	192
JACKSONVILLE NURSING AND REHAB CENTER		184	8	4%	192
CYPRESS POINT LIVING, LLC		177	15	8%	192
ARDEN COURTS OF DELRAY BEACH FL LLC	3	179	10	5%	192
VILLA MARIA WEST SKILLED NURSING FACILITY		185	7	4%	192
PARK MEADOWS HEALTH AND REHABILITATION CENTER		191			191
HUNT CLUB PEDIATRIC ASSOCIATES PA		125	66	35%	191
HEALTH LINK DIAGNOSTIC LABORATORIES		182	9	5%	191
ALL SEASONS NAPLES LLC		184	6	3%	190
NEO GENOMICS - FORT MYERS	1	183	6	3%	190
Kindred Hospital South Florida Hollywood SNU		182	8	4%	190
FIRST CHOICE PEDIATRICS SEMORAN		98	91	48%	189
D PEDIATRICS		171	17	9%	188
TUSCAN GARDENS OF VENETIA MANAGEMENT COMPANY		174	14	7%	188
WOMEN'S CARE FLORIDA LABORATORY		183	5	3%	188
OCEAN REEF MEDICAL CENTER		150	38	20%	188
VIERA MANOR ASSISTED LIVING RESIDENCE		181	7	4%	188
PHYSICIANS REGIONAL MEDICAL CENTER - PINE RIDGE		20	168	89%	188
US MEDICAL CARE, INC		164	23	12%	187
NIGHT LITE PEDIATRICS WINTER GARDEN		144	43	23%	187
PLANTATION NURSING & REHAB CENTER		187			187
LIFE CARE CENTER OF ALTAMONTE SPRINGS		157	29	16%	186
SUMMERFIELD EMERGENCY ROOM		140	46	25%	186
ZON BEACHSIDE LLC		149	37	20%	186
CSL PLASMA		31	155	83%	186
ANTHEM LAKES LLC		151	35	19%	186
HEALTHPOINT MED GRP OF THE EMERALD COAST LLC		151	35	19%	186
DOLPHIN POINTE HEALTH CARE LLC		164	22	12%	186
ADVENT		172	13	7%	185
PPC-LAB EDI ORCHARD BI		176	9	5%	185
HAWKINS FAMILY MEDICINE LLC	1	133	51	28%	185
BAPTIST HEALTH PRIMARY CARE	1	134	50	27%	185
LAKE WALES OPERATING GROUP LLC		180	5	3%	185
CARE CENTERS OF NASSAU		181	3	2%	184
GLADES HEALTH CARE CENTER		181	3	2%	184
CANTERFIELD OF CLAY COUNTY		146	38	21%	184
GEORGIA DEPARTMENT OF PUBLIC HEALTH	1	5	178	97%	184
ST. JAMES BAY HEALTH AND REHABILITATION CENTER		183	1	1%	184
NADAL PEDIATRICS - VICTORIA STREET (3385)		155	28	15%	183
ADVENT HEALTH CENTRA CARE - WESLEY CHAPEL		13	170	93%	183

# COVID-19: testing by laboratory

Data through Apr 12, 2021 verified as of Apr 13, 2021 at 09:25 AM

Data in this report are provisional and subject to change.

The numbers in the table below represent the number of Florida and non-Florida residents for whom test results were received by the Department of Health. A person can be tested by more than one laboratory and can have both positive and negative results. **Therefore, the sum of the numbers in each column will be larger than the total number of people tested.**

Reporting lab	Inconclusive	Negative	Positive	Percent positive	Total
FLORIDA MEDICAL CLINIC LLC		111	71	39%	182
BROOKDALE ORANGE PARK		181	1	1%	182
PEDIATRICS OF GREATER ORLANDO		155	27	15%	182
BENTON HOUSE AT OAKLEAF		152	30	16%	182
CANTERFIELD OF OCALA, LLC		171	11	6%	182
ARDEN COURTS OF LARGO FL, LLC		159	22	12%	181
EXOSOME DIAGNOSTICS	1	161	19	10%	181
Emory L Bennett State Veterans Nursing Home		178	3	2%	181
VILLAGE PEDIATRICS LLC		152	29	16%	181
PRIMECARE OF DOTHAN		127	54	30%	181
SUNY UPSTATE MEDICAL UNIVERSITY		165	15	8%	180
STERLING HOUSE OF PUNTA GORDA		179	1	1%	180
NORTH BEACH REHABILITATION CENTER		177	2	1%	179
BAY EDUCATORS WELLNESS CENTER		122	57	32%	179
CLERMONT URGENT CARE			179	100%	179
GENETIC TECHNOLOGICAL INNOVATIONS, LLC		166	13	7%	179
RDV SPORTSPLEX PEDIATRICS		149	28	16%	177
CHARTER SENIOR LIVING OF PANAMA CITY BEACH		156	21	12%	177
BVM THE BRIDGES LLC		177			177
BARBARA O'REILLY MD PA		173	4	2%	177
ADVENT HEALTH CENTRA CARE - CARROLLWOOD		5	172	97%	177
BRIGHTON EGGERT PHARMACY INC		170	7	4%	177
ROSECASTLE OF CITRUS		147	30	17%	177
EMBRY RIDDLE AERONAUTICAL UNIVERSITY HEALTH SERVICES		1	176	99%	177
AMERICAN FAMILY MEDICAL LLC		134	42	24%	176
ASTON GARDENS AT PELICAN MARSH		169	7	4%	176
FLORIDA DEPARTMENT OF HEALTH IN ALACHUA COUNTY -		162	14	8%	176
NORTH FLORIDA INTERNAL MEDICINE PA		142	34	19%	176
GENE BY GENE		61	115	65%	176
FREEDOM SQUARE NURSING CENTER□		168	8	5%	176
The Inn at Sarasota Bay Club		173	2	1%	175
VIPEDIATRICS PLLC		160	15	9%	175
HCTB INC		146	29	17%	175
CAYUGA MEDICAL CENTER AT ITHACA		170	5	3%	175
ROSECASTLE OF ZEPHRHILLS		172	3	2%	175
ORLANDO HEALTH EMERGENCY DEPARTMENT		163	12	7%	175
VITAS HEALTHCARE CORPORATION OF FL		160	15	9%	175
Signature Healthcare of Ormond		174	1	1%	175
ANCHOR CARE AND REHABILITATION CENTER		173	1	1%	174
MID FLORIDA PATHOLOGY LLC MOBILE UNIT #4		121	53	30%	174
MOBILE INFIRMARY MED CENTER PATH LAB		158	15	9%	173
CENTRAL FLORIDA HEALTHCARE GROUP LLC		151	22	13%	173
SUWANNEE VALLEY NURSING CENTER		158	14	8%	172
FORT WALTON REHABILITATION CENTER		133	39	23%	172
MEASE COUNTRYSIDE HOSPITAL		2	170	99%	172
LAKEVIEW TERRACE RETIREMENT COMMUNITY		154	17	10%	171
BROOKDALE FORT MYERS THE COLONY		167	4	2%	171

# COVID-19: testing by laboratory

Data through Apr 12, 2021 verified as of Apr 13, 2021 at 09:25 AM

Data in this report are provisional and subject to change.

The numbers in the table below represent the number of Florida and non-Florida residents for whom test results were received by the Department of Health. A person can be tested by more than one laboratory and can have both positive and negative results. **Therefore, the sum of the numbers in each column will be larger than the total number of people tested.**

Reporting lab	Inconclusive	Negative	Positive	Percent positive	Total
Belleair Healthcare Center		164	6	4%	170
GATTOLINE ENTERPRISES, INC. DBA FAMILY CARE PHARMACY		141	29	17%	170
HIGHLANDS LAKE CENTER		165	5	3%	170
URGENT CARE OF THE PALM BEACHES, NORTH PALM BEACH			170	100%	170
Life Care Center of Orlando		164	5	3%	169
KINDRED HOSPITAL MELBOURNE	1	161	6	4%	168
PANAMA CITY DEVELOPMENTAL CENTER☐		168			168
WEST COAST FAMILY MEDICAL CARE		134	34	20%	168
COASTAL INTERNAL MEDICINE		130	38	23%	168
Madison Health and Rehabilitation Center		132	36	21%	168
RITE MEDICAL CARE PC		166	2	1%	168
EAST NEW YORK DIAGNOSTIC AND TREATMENT		159	9	5%	168
HEARTLAND HEALTHCARE AND REHAB CENTER		146	22	13%	168
FINNISH AMERICAN REST HOME-ALF		165	2	1%	167
OSPREY VILLAGE AT AMELIA ISLAND LTD		157	10	6%	167
QUEENS HOSPITAL CENTER	1	156	10	6%	167
ADVENT HEALTH CENTRA CARE - TEMPLE TERRACE	1	103	63	38%	167
QUALITY URGENT CARE AND WELLNESS PL	3	119	44	27%	166
GULFCOAST PEDIATRICS		156	10	6%	166
WOODBIDGE FACILITY INC		161	5	3%	166
FHMG-FLORIDA HOSPITAL MEDICAL GROUP		141	25	15%	166
WESLEY HAVEN VILLA	1	131	34	20%	166
MEADOWCREST FAMILY PHYSICIANS		97	69	42%	166
XPRESS URGENT CARE- PORT ST. LUCIE		47	118	72%	165
THE ARLINGTON OF NAPLES INC.		162	3	2%	165
NO FLORIDA PEDIATRICS, PA - BRADFORD		136	29	18%	165
BROOKDALE BONITA SPRINGS		162	3	2%	165
CITRUS HEALTH AND REHAB		132	33	20%	165
NORTH PORT REHABILITATION AND NURSING CENTER☐		163	1	1%	164
TERRACE AT HOBE SOUND, THE	1	154	9	5%	164
WALGREENS #06012		144	19	12%	163
BRADENTON HEALTH CARE		163			163
TRI COUNTY NURSING HOME		162	1	1%	163
Signature Healthcare of Palm Beach		162	1	1%	163
PRECISION GENETICS, INC		157	6	4%	163
FLORIDA HEALTH CARE PLANS INC		2	159	99%	161
SOMERBY LAKE NONA		154	7	4%	161
GREENBRIAR REHABILITATION AND NURSING CENTER	1	159			160
KEYSTONE REHAB		160			160
F&T MEDICAL RESEARCH, INC		160			160
ARCADIA HEALTH AND REHABILITATION CENTER		100	60	38%	160
KRYSTAL BAY NURSING AND REHABILITATION		154	6	4%	160
ISLAND HEALTH AND REHABILITATION CENTER		159	1	1%	160
APOLLO HEALTH & REHABILITATION		153	6	4%	159
BROOKDALE PENSACOLA		158	1	1%	159
DESOTO PALMS ALF		154	5	3%	159
CVS		41	117	74%	158

# COVID-19: testing by laboratory

Data through Apr 12, 2021 verified as of Apr 13, 2021 at 09:25 AM

Data in this report are provisional and subject to change.

The numbers in the table below represent the number of Florida and non-Florida residents for whom test results were received by the Department of Health. A person can be tested by more than one laboratory and can have both positive and negative results. **Therefore, the sum of the numbers in each column will be larger than the total number of people tested.**

Reporting lab	Inconclusive	Negative	Positive	Percent positive	Total
WUESTHOFF REF LABORATORY			158	100%	158
TRADITION MEDICAL CENTER LABORATORY		55	103	65%	158
DOCTORS MEMORIAL FAMILY PRACTICE	2	119	36	23%	157
Peninsula Care and Rehab		145	12	8%	157
ALL FLORIDA FAMILY AND SPORTS MEDICINE		134	23	15%	157
KINDRED HOSPITAL - SOUTH FLORIDA		154	2	1%	156
Lehigh Acres Health and Rehabilitation		144	12	8%	156
WRIGHTS HEALTH CARE AND REHABILITATION CENTER		126	30	19%	156
Englewood Healthcare and Rehab		141	15	10%	156
HAZELDEN FLORIDA	1	148	7	4%	156
TIMBERRIDGE NURSING HOME & REHAB		123	33	21%	156
PROVIDENCE HOSPITAL LABORATORY		147	8	5%	155
POINTE, THE		127	28	18%	155
WILTON MANORS HEALTH & REHABILITATION CENTER		146	9	6%	155
COCOA BEACH/ADVENT CENTRA		41	114	74%	155
MINUTECLINIC DIAGNOSTIC OF TEXAS, LLC		139	16	10%	155
DIAMOND RIDGE		147	8	5%	155
PALMETTTO FACILITY INC	1	153			154
JACKSON COUNTY HEALTH DEPARTMENT		107	47	31%	154
WALTON PLACE		154			154
PORT CHARLOTTE HMA		135	19	12%	154
PRUITT HEALTH		152	2	1%	154
FAWCETT MEMORIAL HOSPITAL-LAB		39	115	75%	154
WALGREENS 6221		136	17	11%	153
AMERICAN HOUSE COCONUT POINT		132	21	14%	153
LIFE BRITE		137	16	10%	153
JEFFERSON COUNTY HEALTH DEPARTMENT-MONTICELLO		120	33	22%	153
MAINSTREAM DIAGNOSTIC LABORATORY LLC		130	22	14%	152
SUNNY HILLS ALF OF SEBRING INC		140	12	8%	152
TUSCAN ISLE CHAMPIONSGATE OP CO LLC		150	2	1%	152
KINDRED HOSPITAL SOUTH FLORIDA		119	33	22%	152
GRAVITY DIAGNOSTICS		56	96	63%	152
PHYSICIAN PARTNERS PERRY		88	64	42%	152
ADVENTHEALTH MEDICAL GROUP FAMILY MEDICINE AT		113	38	25%	151
REFUAH HEALTH CENTER LABORATORY		143	8	5%	151
NAVARRE GARDENS LLC		126	25	17%	151
CORE BIO LABS		76	74	49%	150
JPR URGENT MEDICAL CARE		146	4	3%	150
CRANE CENTER		119	31	21%	150
HOSPICE OF THE TREASURE COAST		145	5	3%	150
CHERRY OAK PALM BEACH COUNTY		142	8	5%	150
The Crossroads		149	1	1%	150
ADVENTHEALTH HOSPICE CARE CENTRAL FLORIDA		146	4	3%	150
LABORATORY OF FLORIDA		97	53	35%	150
PALM BEACH COUNTY HEALTH DEPT LAB	4	139	7	5%	150
CLEARWATER STATMED QUICK QUALITY CLINICS		43	106	71%	149
PRECISION HEALTH RESOURCES, LLC	1	133	15	10%	149

# COVID-19: testing by laboratory

Data through Apr 12, 2021 verified as of Apr 13, 2021 at 09:25 AM

Data in this report are provisional and subject to change.

The numbers in the table below represent the number of Florida and non-Florida residents for whom test results were received by the Department of Health. A person can be tested by more than one laboratory and can have both positive and negative results. **Therefore, the sum of the numbers in each column will be larger than the total number of people tested.**

Reporting lab	Inconclusive	Negative	Positive	Percent positive	Total
GOLD CHOICE SENIOR COMMUNITIES		109	40	27%	<b>149</b>
MINUTECLINIC DIAGNOSTIC		141	8	5%	<b>149</b>
BAYCARE HEALTH SYSTEMS		6	143	96%	<b>149</b>
PEDIATRIC ASSOCIATES AT ARGYLE PA		142	6	4%	<b>148</b>
SEAGRASS VILLAGE FLEMING ISLAND		111	37	25%	<b>148</b>
PROMPT CARE OF CENTRAL FLORIDA			148	100%	<b>148</b>
MILLENNIUM LAB SERVICES			148	100%	<b>148</b>
ALLCARE MEDICAL CENTERS PC		123	24	16%	<b>147</b>
CARE RESOURCE COMMUNITY HEALTH CENTERS INC		140	7	5%	<b>147</b>
CROSSWINDS HEALTH AND REHABILITATION CENTER	1	144	2	1%	<b>147</b>
SONATA COCONUT CREEK	2	122	23	16%	<b>147</b>
FIRSTCARE CLINIC		72	75	51%	<b>147</b>
MACKOUL PEDIATRICS FORT MYERS		130	17	12%	<b>147</b>
FAWCETT MEMORIAL HOSPITAL LABORATORY			146	100%	<b>146</b>
Quail Run Health Care Center		146			<b>146</b>
WEDGEWOOD HEALTHCARE CENTER		94	52	36%	<b>146</b>
BOSTON RED SOX CLUB LP		144	2	1%	<b>146</b>
ADVENTHEALTH CENTRA CARE PONCIANA	1	81	63	43%	<b>145</b>
TGH URGENT CARE – SEMINOLE			145	100%	<b>145</b>
REGENCY CARE OF BLOUNTSTOWN LLC		135	10	7%	<b>145</b>
BROOKDALE CAPE CORAL		145			<b>145</b>
FAMILY EXTENDED CARE OF CENTRAL TAMPA		127	18	12%	<b>145</b>
NEMOURS CHILDREN'S URGENT CARE		80	64	44%	<b>144</b>
East Bay Rehabilitation Center		110	34	24%	<b>144</b>
DAYSPRING VILLAGE		122	22	15%	<b>144</b>
NCRNC INC		140	4	3%	<b>144</b>
JEFFERY WEINZWEIG		2	141	99%	<b>143</b>
SMILEY MEDICAL GROUP		108	35	24%	<b>143</b>
SEMINOLE TRIBE OF FLORIDA		116	27	19%	<b>143</b>
MINUTECLINIC DIAGNOSTIC OF SOUTH CARO		119	24	17%	<b>143</b>
ESCAMBIA COUNTY JAIL	2	111	30	21%	<b>143</b>
PROVISTA DIAGNOSTICS, INC		140	3	2%	<b>143</b>
DB MD		126	16	11%	<b>142</b>
OAKHURST CENTER		135	7	5%	<b>142</b>
ARDEN COURTS OF PALM HARBOR		122	20	14%	<b>142</b>
ATMORE COMMUNITY HOSPITAL LABORATORY		114	27	19%	<b>141</b>
PORT ST LUCIE REHABILITATION AND HEALTHCARE		98	43	30%	<b>141</b>
NOVARI CARE LLC		97	44	31%	<b>141</b>
LabCorp L#09258090 M#09258105		74	67	48%	<b>141</b>
UNITED CLINICAL LABORATORIES		132	9	6%	<b>141</b>
OAKS OF KISSIMMEE HEALTH AND REHABILITATION CENTER		138	3	2%	<b>141</b>
RESEARCH CENTERS OF AMERICA, LLC		117	24	17%	<b>141</b>
CLINICA HISPANA		1	140	99%	<b>141</b>
DAYSPRING SENIOR LIVING LLC		138	2	1%	<b>140</b>
MV MEDICAL PRACTICE DBA PRIMARY URGENT CARE		133	7	5%	<b>140</b>
GATEWAY CARE CENTER		139	1	1%	<b>140</b>
GRAND OAKS HEALTH & REHABILITATION		138	1	1%	<b>139</b>

# COVID-19: testing by laboratory

Data through Apr 12, 2021 verified as of Apr 13, 2021 at 09:25 AM

Data in this report are provisional and subject to change.

The numbers in the table below represent the number of Florida and non-Florida residents for whom test results were received by the Department of Health. A person can be tested by more than one laboratory and can have both positive and negative results. **Therefore, the sum of the numbers in each column will be larger than the total number of people tested.**

Reporting lab	Inconclusive	Negative	Positive	Percent positive	Total
CITRUS MEMORIAL HOSPITAL			139	100%	139
Gulf Coast Healthcare (Longwood Health and Rehab		118	21	15%	139
AEGIS MEDICAL GROUP		116	23	17%	139
WINDSOR OF LAKEWOOD RANCH,THE		136	2	1%	138
ADVENT HEALTH CENTRA CARE - DELAND		28	110	80%	138
AMERICAN PATHOLOGY PARTNERS		136	2	1%	138
AHEC CLINIC		8	130	94%	138
ADVENT HEALTH CENTRA CARE - CITRUS PARK		9	129	93%	138
CARENOW URGENT CARE - LAKE MARY			138	100%	138
MANOR CARE OF PALM HARBOR		135	2	1%	137
MED COMP SCIENCES		3	134	98%	137
WILLOWBROOKE COURT AT ST ANDREWS ESTATES		132	5	4%	137
OPPENHEIMER PLASTIC SURGERY LLC		132	5	4%	137
MANOR AT BLUEWATER BAY		131	6	4%	137
GARDENS HEALTH NH LLC		134	3	2%	137
Centre Pointe Health and Rehabilitation Center		126	11	8%	137
SPRING HAVEN RETIREMENT	1	133	3	2%	137
DOCTOR'S IN HOUSE LABORATORY		18	119	87%	137
Lakeside Nursing and Rehabilitation Center	1	111	25	18%	137
SONATA DELRAY BEACH		125	11	8%	136
ADVENT HEALTH CENTRA CARE - ORANGE CITY	1	53	82	60%	136
LIFE CARE CENTER OF JACKSONVILLE□		115	21	15%	136
A2Z DIAGNOSTICS		135	1	1%	136
ARDEN COURTS OF LELY PALMS□		134	2	1%	136
LONGWOOD HEALTH AND REHABILITATION CENTER		124	12	9%	136
CLARE BRIDGE OF CAPE CORAL	1	135			136
IRL MARKET LAB ALACHUA		104	31	23%	135
PEDIATRIC CARE CENTER		135			135
REGENCY OAKS HEALTH CENTER		133	2	1%	135
WEST		120	15	11%	135
SONATA WEST		133	2	1%	135
HIGHLANDS MEDICAL CENTER		131	3	2%	134
STEWART MEDICAL GROUP		34	100	75%	134
ADVANCED MEDICAL CENTER		86	48	36%	134
MINUTECLINIC LLC #4987		117	17	13%	134
SUNY UPSTATE OVERFLOW LABORATORY		134			134
KINDRED HOSPITAL NORTH FLORIDA	3	123	8	6%	134
SOUTH CAMPUS FACILITY INC		122	11	8%	133
MERCY MEDICAL URGENT CARE CENTER INC		80	52	39%	132
Summit Medical Group		121	11	8%	132
DIAGNOSTIC LABORATORY OF OKLAHOMA		106	26	20%	132
THE REHABILITATION CENTER OF LAKE CITY		127	5	4%	132
CENTRACARE		18	114	86%	132
HARBORCHASE OF VERO BEACH	1	115	16	12%	132
SANDALWOOD NURSING CENTER		125	7	5%	132
VITAS HEALTHCARE		121	11	8%	132
AMERICAN HOUSE-BONITA SPRINGS□		131	1	1%	132

# COVID-19: testing by laboratory

Data through Apr 12, 2021 verified as of Apr 13, 2021 at 09:25 AM

Data in this report are provisional and subject to change.

The numbers in the table below represent the number of Florida and non-Florida residents for whom test results were received by the Department of Health. A person can be tested by more than one laboratory and can have both positive and negative results. **Therefore, the sum of the numbers in each column will be larger than the total number of people tested.**

Reporting lab	Inconclusive	Negative	Positive	Percent positive	Total
ARIZONA DEPARTMENT OF HEALTH SERVICES		5	127	96%	132
THE WELLNESS CENTER AT LAKEWOOD RANCH		43	88	67%	131
The Crossings		129	2	2%	131
FOUNTAINS OF HOPE LLC, THE		130	1	1%	131
INTEGRATED REGIONAL LABORATORIES		119	12	9%	131
GABISA MEDICAL LLC		131			131
LAKELAND REGIONAL HEALTH LAKE MIRIAM	2	87	42	32%	131
SOUTH GEORGIA MEDICAL CENTER		89	41	32%	130
MOOSEHAVEN LIFE CARE CENTER		130			130
WELLNOW URGENT CARE PC		128	2	2%	130
SONNIS PEDIATRICS PA		116	14	11%	130
GRAND VILLA OF ORMOND BEACH		124	6	5%	130
JOHN KNOX VILLAGE OF CENTRAL FLORIDA		125	5	4%	130
COQUINA CENTER		125	5	4%	130
CHARLES CROFT MD	1	127	1	1%	129
ST PETERSBURG PEDIATRICS-MLK JUNIOR BLVD		120	9	7%	129
WILLOW BROOKE COURT AT AZALEA TRACE		128	1	1%	129
TRI-COUNTY NURSING HOME		117	12	9%	129
TURNING POINT OF TAMPA		122	7	5%	129
BMHSI-AEL MICROBIOLOGY LABORATORY	2	102	25	19%	129
ARBOR TERRACE SAN JOSE LLC	3	123	2	2%	128
MAGNOLIA MEDICAL CLINIC		20	108	84%	128
QUICK CARE MED PL CR		80	48	38%	128
GESSLER CLINIC PA		98	29	23%	127
LABCORP RTP		51	76	60%	127
LEE MEMORIAL HEALTH SYSTEM HEALTH FAIR		122	5	4%	127
BIGGERS FAMILY MEDICINE PA	1	113	13	10%	127
KINDRED HOSPITAL-BAY AREA-ST PETERSBURG LAB	1	120	6	5%	127
HILLSBOROUGH COUNTY DEVELOPMENTAL CTR☐	1	117	9	7%	127
SHOAL CREEK REHABILITATION CENTER		85	42	33%	127
THE CLUB AND REHABILITATION CENTER		125	1	1%	126
PANAMA PHARMACY	3	105	18	14%	126
SURFSIDE URGENT CARE		102	23	18%	125
OCALA CBOC		119	6	5%	125
VITAS HEALTHCARE CORPORATION OF FLORIDA		121	4	3%	125
GRAND VILLA OF LAKELAND		119	6	5%	125
IQBAL A FARUQUI MD☐		93	32	26%	125
FLORIDA DEPARTMENT OF HEALTH IN LAKE COUNTY	1	79	44	35%	124
CORNERSTONE MEDICAL CARE OF BRANDON PL		102	22	18%	124
ARBOR GLEN AT ARBOR TRACE	2	113	9	7%	124
ROHR HOME		121	3	2%	124
Mt Sinai Aventura			124	100%	124
ALTERNATIVE LIVING, INC DBA TWIN CITIES PAVILION		121	3	2%	124
NORTH FL SOUTH GA HCS-MALCOM RANDALL VAMC			124	100%	124
WINDERMERE MEDICAL CENTER		119	5	4%	124
ADVENT HEALTH CENTRA CARE - BRANDON		31	93	75%	124
ISLAND URGENT CARE PLLC DBA AFC URGENT CARE		122	1	1%	123

# COVID-19: testing by laboratory

Data through Apr 12, 2021 verified as of Apr 13, 2021 at 09:25 AM

Data in this report are provisional and subject to change.

The numbers in the table below represent the number of Florida and non-Florida residents for whom test results were received by the Department of Health. A person can be tested by more than one laboratory and can have both positive and negative results. **Therefore, the sum of the numbers in each column will be larger than the total number of people tested.**

Reporting lab	Inconclusive	Negative	Positive	Percent positive	Total
HEARTLAND PHARMACY LAKE PLACID, INC		93	30	24%	123
GENEDX		48	75	61%	123
CITRUS MEMORIAL HEALTH SYSTEM LAB		2	121	98%	123
PSL NAPLES BH OPERATIONS, LLC		123			123
SEVEN HILLS HEALTH AND REHABILITATION CENTER		106	16	13%	122
FLORIDA ATLANTIC UNIVERSITY		115	7	6%	122
MEMORY CARE OF NAPLES		122			122
THREE OAKS PHARMACY INC		109	13	11%	122
L&S SENIOR CARE DBA ARCADIA OAKS	4	117	1	1%	122
MINUTECLINIC DIAGNOSTIC OF RHODE ISLAND, LLC #729		118	4	3%	122
MEYER PEDIATRICS		107	15	12%	122
URGENT CARE TCMA			121	100%	121
SOLARIS SENIOR LIVING OF MERRITT ISLAND		117	4	3%	121
OAKS OF CLEARWATER, THE		118	3	2%	121
PARKVIEW HEALTH		121			121
THE COURTYARD ASSISTED LIVING		117	4	3%	121
Crystal Health & Rehab Center		115	6	5%	121
PINELLAS COUNTY JAIL			121	100%	121
Sandy Ridge Center for Rehabilitation and Healing		100	21	17%	121
ARBOR TERRACE ORTEGA LLC	2	116	2	2%	120
SIGNATURE HEALTHCARE OF PORT CHARLOTTE		113	7	6%	120
MONTEFIORE MEDICAL CENTER LABORATORIES - MOSES		110	10	8%	120
BROOKDALE JENSEN BEACH		117	3	3%	120
BAY REGIONAL URGENT CARE	1	79	40	33%	120
SEMINOLE SPORTS AND FAMILY MEDICINE		105	15	13%	120
TGH URGENT CARE – TYRONE		3	117	98%	120
ARDEN COURTS OF WEST PALM BEACH		119	1	1%	120
SUNRISE SENIOR LIVING OF JACKSONVILLE		112	8	7%	120
NSPIRE HEALTHCARE TAMARAC		80	40	33%	120
BIODESIX, INC.		90	29	24%	119
MD NOW MEDICAL CENTERS INC		87	32	27%	119
FLAGLER COLLEGE HEALTH SERVICES		86	33	28%	119
RDX BIOSCIENCE		60	59	50%	119
HOBDAIRI FAMILY HEALTH LLC		83	36	30%	119
MATHISON RETIREMENT COMMUNITY		114	5	4%	119
PICH KTM CORP DBA MEDTOWN PHARMACY		102	17	14%	119
MICRO PATH LABORATORIES INC		116	3	3%	119
PALMS EDGE	1	111	7	6%	119
MED ONE AT SAINT AUGUSTINE		87	32	27%	119
DIATHERIX LABORATORIES		70	49	41%	119
MY CLINICAL LAB INC		17	102	86%	119
PHYSICIANS REGIONAL CLINIC		89	29	25%	118
SH HERON EAST LLC		103	15	13%	118
COASTAL DETOX		115	3	3%	118
WESTCHESTER MEDICAL CENTER	1	112	5	4%	118
COASTAL HEALTH AND REHAB		110	8	7%	118
LATE HOURS URGENT CARE		61	57	48%	118

# COVID-19: testing by laboratory

Data through Apr 12, 2021 verified as of Apr 13, 2021 at 09:25 AM

Data in this report are provisional and subject to change.

The numbers in the table below represent the number of Florida and non-Florida residents for whom test results were received by the Department of Health. A person can be tested by more than one laboratory and can have both positive and negative results. **Therefore, the sum of the numbers in each column will be larger than the total number of people tested.**

Reporting lab	Inconclusive	Negative	Positive	Percent positive	Total
EC OPCO CARROLLWOOD LLC		111	7	6%	118
NEIGHBORHOOD MEDICAL CENTER		112	5	4%	117
BROOKDALE COLONIAL PARK	2	114	1	1%	117
PRIME HEALTH OF NORTH PORT LLC		98	19	16%	117
VILLAS OF HOLLY BROOK - BRADENTON 14TH		115	2	2%	117
Golfview Healthcare Center		111	6	5%	117
MINUTECLINIC DIAGNOSTIC OF NORTH CAROL		94	23	20%	117
LEE COUNTY SCHOOL DISTRICT	1	108	7	6%	116
BROOKDALE PALM COAST		116			116
BELVEDERE COMMONS OF FORT WALTON BEACH		106	10	9%	116
FEDERATION CCRC OPERATIONS CORP		116			116
UNIVERSITY HEALTH SYSTEM INC		105	11	9%	116
VILLAGE ON THE ISLE□		110	6	5%	116
KEYSTYLE LIVING LLC	1	114	1	1%	116
MD 365 MEDICAL CARE		115	1	1%	116
SUNFLOWER SPRINGS ASSISTED LIVING		105	10	9%	115
BROWARD HEALTH CORAL SPRINGS EPIDEMIOLOGY DEPT		1	114	99%	115
TREASURE COAST MEDICAL ASSOCIATES		4	111	97%	115
Hialeah Nursing And Rehabilitation Center		109	6	5%	115
TIFFANY HALL NURSING AND REHAB CENTER		106	9	8%	115
WESTWOOD NURSING & REHAB		80	34	30%	114
Courtyards of Orlando Care Center		102	12	11%	114
SOUTH BALDWIN MEDICAL CENTER GULF SHORES		91	23	20%	114
UNIVERSITY MEDICAL CENTER SUITES		100	14	12%	114
PANCARE HEALTH GULF COUNTY		86	28	25%	114
CABANA AT JENSEN DUNES, THE		110	4	4%	114
ISLAND DOCTORS		23	91	80%	114
SUMMIT MEDICAL GROUP PA		104	10	9%	114
ELAN BUENA VISTA		97	17	15%	114
BRANDON COMMUNITY HEALTH CENTER		90	23	20%	113
FHMG LAKE MARY PEDS		98	15	13%	113
ORANGE PARK PEDIATRICS		103	10	9%	113
ALLIED HEALTH FORT PIERCE		112			112
VRL EUROFINs - HAWAII		112			112
HOSPICE OF THE EMERALD COAST INC - PANAMA CITY	2	103	7	6%	112
HOSPICE OF MARTIN & ST LUCIE, INC		109	3	3%	112
CSL PLASMA INC		9	103	92%	112
CLEVELAND CLINIC FOUNDATION		12	100	89%	112
ALL MY KIDS PEDIATRICS INC		78	33	30%	111
ADVENTHEALTH MEDICAL GROUP PRIMARY CARE		103	8	7%	111
J FRANK AVEY MD		87	24	22%	111
MG PORT CHARLOTTE II SUBTENANT LLC		99	12	11%	111
DELAND WELLNESS CENTER			111	100%	111
LAKE HOUSE ASSISTED LIVING		93	17	15%	110
FHMG- FLORIDA HOSPITAL MEDICAL GROUP		96	14	13%	110
TUSCAN ISLE OPERATING COMPANY LLC DBA		106	4	4%	110
MORTON PLANT HOSPITAL NURSING		2	108	98%	110

# COVID-19: testing by laboratory

Data through Apr 12, 2021 verified as of Apr 13, 2021 at 09:25 AM

Data in this report are provisional and subject to change.

The numbers in the table below represent the number of Florida and non-Florida residents for whom test results were received by the Department of Health. A person can be tested by more than one laboratory and can have both positive and negative results. **Therefore, the sum of the numbers in each column will be larger than the total number of people tested.**

Reporting lab	Inconclusive	Negative	Positive	Percent positive	Total
HEARTLAND SOUTH JACKSONVILLE OF JACKSONVILLE FL ,		109			109
Riviera Health Resort		108	1	1%	109
PEDIATRIC SERVICES AND BREATHING CENTER PA		84	25	23%	109
BAY PINES MEDICAL ASSOCIATES		1	108	99%	109
EVANS HEALTH CARE		106	2	2%	108
North Lake Care Center		107	1	1%	108
MINUTECLINIC DIAGNOSTIC OF NORTH CARO		96	12	11%	108
VIERA HOSPITAL			108	100%	108
LENOX HILL HOSPITAL		99	9	8%	108
CAREMOUNT MEDICAL - PATHOLOGY		103	4	4%	107
NORTHEAST FLORIDA STATE HOSP-NURSING		106	1	1%	107
Alhambra Health and Rehabilitation		107			107
NAVY HOSPITAL			107	100%	107
BAY VIEW HEALTHCARE		85	22	21%	107
Ocala Oaks Rehabilitation Center		101	6	6%	107
ELMCROFT OF BELLA VITA		98	8	8%	106
G & R HEALTH MART PHARMACY		86	20	19%	106
325TH MEDICAL GROUP		87	19	18%	106
CAN COMMUNITY HEALTH		104	2	2%	106
PATRICK AIR FORCE BASE		3	103	97%	106
ASHRAF MEDICAL GROUP PLLC DBA PULSE MD		103	3	3%	106
NORTH FLORIDA EVALUATION AND TREATMENT CENTER	2	99	5	5%	106
HEART OF FLORIDA REGIONAL MED CTR		35	71	67%	106
WHITE PLAINS HOSPITAL CENTER LAB		101	4	4%	105
MEDICAL CONSULTANTS OF FLORIDA DBA	1	90	14	13%	105
MAJESTIC OAKS		102	3	3%	105
ST PETERSBURG PEDIATRICS-SEMINOLE		92	13	12%	105
ADVANCED EMURGENT CARE		28	77	73%	105
VITAS HEALTHCARE CORP OF FLORIDA		104	1	1%	105
MINUTECLINIC DIAGNOSTIC OF OHIO LLC		82	22	21%	104
PEDIATRIC CARE CENTER- JACKSONVILLE BEACH		75	29	28%	104
AU HEALTH		88	16	15%	104
MINUTECLINIC DIAGNOSTIC OF SOUTH CAROLINA, LLC		86	18	17%	104
QUALITY URGENT CARE AND WELLNESS		65	39	38%	104
GRANDE, THE	2	98	4	4%	104
EAST RIDGE RETIREMENT VILLAGE INC		104			104
GIBBENS FAMILY MEDICAL, LLC		85	19	18%	104
CARE CENTERS OF NASSAU, LLC - HENDRICKS RD		104			104
EMERALD COAST BEHAVIORAL HOSPITAL		98	6	6%	104
PREDICTIVE LABORATORIES, INC	1	90	13	13%	104
VISTA MANOR		92	12	12%	104
AVOW HOSPICE INC		104			104
LIFESTREAM BEHAVIORIAL CENTER		82	21	20%	103
MENORAH HOUSE		102	1	1%	103
ST MARK ASSISTED LIVING CENTER	1	90	12	12%	103
LANDMARK HOSPITAL SOUTHWEST FLORIDA LLC		100	3	3%	103
BAPTIST MEDICAL CENTER SOUTH		82	21	20%	103

# COVID-19: testing by laboratory

Data through Apr 12, 2021 verified as of Apr 13, 2021 at 09:25 AM

Data in this report are provisional and subject to change.

The numbers in the table below represent the number of Florida and non-Florida residents for whom test results were received by the Department of Health. A person can be tested by more than one laboratory and can have both positive and negative results. **Therefore, the sum of the numbers in each column will be larger than the total number of people tested.**

Reporting lab	Inconclusive	Negative	Positive	Percent positive	Total
HARBORCHASE OF NAPLES		89	13	13%	102
ARDEN COURTS OF SARASOTA		85	17	17%	102
LECONTE MEDICAL CENTER LAB		83	19	19%	102
PUTNAM COUNTY SHERIFFS OFFICE		95	7	7%	102
SUNSHINE GARDENS		101	1	1%	102
HENNEPIN HEALTHCARE LABORATORY		102			102
ORLANDO LUTHERAN TOWERS ASSISTED LIVING		101			101
NORTH SHORE MEDICAL LABS	1	93	7	7%	101
BROOKDALE VERO BEACH SOUTH AL		101			101
CCS - BROWARD COUNTY JAIL		94	7	7%	101
MACADAMS HOME HEALTH AGENCY		100	1	1%	101
Consulate Health Care of Port Charlotte		98	2	2%	100
EMERALD COAST CENTER		96	4	4%	100
UNIVERSTIY CENTER MEDICAL LLC DBA	1	94	5	5%	100
GLOBAL CENTRAL LABS AT PPD	2	88	10	10%	100
PruittHealth Fleming Island		87	13	13%	100
DOUGLAS T JACOBSON STATE VETERANS HOME		100			100
FLORIDA DEPARTMENT OF HEALTH IN WALTON COUNTY		87	13	13%	100
GRAND VILLA OF DELAND		94	6	6%	100
SANIBEL INTERNAL MEDICINE, LLC		96	3	3%	99
Cross Landings Health and Rehabilitation		97	2	2%	99
MIAMI BEACH COMMUNITY HEALTH CENTER		2	97	98%	99
ST JOHNS COUNTY DETENTION CENTER		99			99
TOTAL CARE PLUS LLC			99	100%	99
CENTRAL FLORIDA HEALTH CARE		47	52	53%	99
Consulate Health Care of Jacksonville		85	14	14%	99
LANDMARK, THE		48	50	51%	98
URINEGOODHANDS LLC		96	2	2%	98
PLAZA OF HALLANDALE BEACH		98			98
VALLEY MEDICAL CENTER		91	7	7%	98
BLISS HEALTHCARE SERVICES	1	74	23	23%	98
NORTH CENTRAL BRONX HOSPITAL		93	5	5%	98
FLORIDA COMMUNITY HEALTH CENTERS INC			98	100%	98
KORGENE LAB	1	28	69	70%	98
SEMINOLE COUNTY HEALTH DEPARTMENT		79	19	19%	98
RIDGEWOOD DIAGNOSTIC LABORATORY		92	5	5%	97
HEALTH CENTERS AT BRENTWOOD		96	1	1%	97
GEORGIA PUBLIC HEALTH LABORATORY		86	11	11%	97
KALEIDA HEALTH CENTER FOR LABORATORY		91	6	6%	97
SUPERIOR RESIDENCES OF LECANTO		82	15	15%	97
AFTER HOURS PEDIATRICS			97	100%	97
DEVANSH LAB WERKS INC		79	18	19%	97
MINNESOTA TWINS		92	5	5%	97
ARBOR TRAIL		77	20	21%	97
HURLBURT FIELD CLINIC		39	58	60%	97
BAYSHORE MEMORY CARE		96			96
LONGWOOD CARDIOLOGY			96	100%	96

# COVID-19: testing by laboratory

Data through Apr 12, 2021 verified as of Apr 13, 2021 at 09:25 AM

Data in this report are provisional and subject to change.

The numbers in the table below represent the number of Florida and non-Florida residents for whom test results were received by the Department of Health. A person can be tested by more than one laboratory and can have both positive and negative results. **Therefore, the sum of the numbers in each column will be larger than the total number of people tested.**

Reporting lab	Inconclusive	Negative	Positive	Percent positive	Total
MARKET STREET VIERA		95	1	1%	96
PEDIATRIC ASSOCIATES ORLANDO		82	14	15%	96
MD NOW MEDICAL CENTERS, INC.		74	21	22%	95
THE TERRACE OF KISSIMMEE		80	15	16%	95
CROSS CITY REHABILITATION AND HEALTH CARE CENTER		72	23	24%	95
ADVENT HEALTH CENTRA CARE - EAST ORLANDO		65	30	32%	95
DIAGNOSTIC SOLUTIONS		3	91	97%	94
PORT CHARLOTTE REHABILITATION CENTER		81	13	14%	94
ADVENT HEALTH CENTRA CARE - WATERMAN		79	15	16%	94
BRIDGEVIEW CENTER LLC		81	13	14%	94
CONSULATE HEALTH CARE OF SARASOTA	1	93			94
ERIE COUNTY MEDICAL CTR CLINICAL LABS		90	4	4%	94
QPS, LLC		91	3	3%	94
PUBLIC SQUARE PHARMACY LLC		73	20	22%	93
PENNSYLVANIA DEPT OF HEALTH		21	72	77%	93
HARBOR BEACH NURSING AND REHABILITATION CENTER		90	3	3%	93
LABFIRST - DEPARTMENT OF PATHOLOGY		89	4	4%	93
PRESERVE AT PALM AIRE	3	90			93
PALM BAY HOSPITAL			93	100%	93
OMNI HEALTHCARE, INC		91	2	2%	93
STONY BROOK UNIVERSITY MEDICAL CENTER		79	14	15%	93
BLOCK NATION CHASE		80	13	14%	93
PRIMECARE AT TWIN LAKES		2	91	98%	93
WE SCREEN LLC		88	4	4%	92
DAVITA LABORATORY		69	23	25%	92
NEW SMYRNA BEACH URGENT CARE			92	100%	92
JOHN KNOX VILLAGE OF FLORIDA ALF	1	87	4	4%	92
HAWTHORN HOUSE		78	14	15%	92
EAST ALABAMA MEDICAL CENTER LABORATORY		80	12	13%	92
TALLAHASSEE VA OPC		86	5	5%	91
KINDRED AT HOME		82	9	10%	91
MAGNOLIA DIAGNOSTIC		2	89	98%	91
CENTURY CENTER FOR REHABILITATION & HEALING		73	18	20%	91
DEBARY HEALTH AND REHABILITATION CENTER		88	3	3%	91
BAHIA OAKS LODGE		85	6	7%	91
ROSECASTLE AT DELANEY CREEK		90	1	1%	91
A COUNTRY PLACE ASSISTED LIVING FACILITY		89	2	2%	91
HERON CLUB AT PRESTANCIA		89	2	2%	91
TREASURE COAST FORENSIC TREATMENT CTR		70	21	23%	91
AVERO DIAGNOSTICS		67	24	26%	91
LAKE GIBSON VILLAGE, LLC		87	3	3%	90
KEYS MEDICAL GROUP			90	100%	90
Winter Garden Rehab and Nursing Facility		79	11	12%	90
SOUTH LAKE PEDIATRICS		77	13	14%	90
FREEDOM INN AT TARPON SPRINGS		82	7	8%	89
TREASURE COAST PEDIATRICS PA		83	6	7%	89
STUART LODGE LIVING LLC		66	23	26%	89

# COVID-19: testing by laboratory

Data through Apr 12, 2021 verified as of Apr 13, 2021 at 09:25 AM

Data in this report are provisional and subject to change.

The numbers in the table below represent the number of Florida and non-Florida residents for whom test results were received by the Department of Health. A person can be tested by more than one laboratory and can have both positive and negative results. **Therefore, the sum of the numbers in each column will be larger than the total number of people tested.**

Reporting lab	Inconclusive	Negative	Positive	Percent positive	Total
Lanier Rehab		64	25	28%	89
CALADIUM PEDIATRICS		79	10	11%	89
NORTH FLORIDA SPINE AND WELLNESS		69	20	22%	89
CRESTVIEW URGENT CARE		16	73	82%	89
WINDSOR OAKS		88	1	1%	89
EVENTEST, LLC		87	2	2%	89
BARRY UNIVERSITY STUDENT HEALTH SERVICES		52	37	42%	89
Conway Lakes Health and Rehabilitation Center		89			89
ATRIUM AT LIBERTY PARK		85	4	4%	89
RARITAN BAY PERTH AMBOY		80	9	10%	89
MD 365 MEDICAL CARE PLLC		89			89
GOVERNOR'S CREEK HEALTH & REHABILITATION		87	1	1%	88
LAFAYETTE NURSING AND REHABILITATION CENTER		86	2	2%	88
EXPRESS DOCS LLC			88	100%	88
Winter Park Care and Rehab		87	1	1%	88
CATHOLIC HEALTH SYSTEM DEPT LABORATORY		84	4	5%	88
Baldwin Pediatrix		77	11	13%	88
COOPER FAMILY MEDICAL PLLC		68	20	23%	88
UNIVERSITY OF NEW MEXICO HOSPITAL		87			87
BRANDON HEALTH AND REHABILITATION CENTER	1	85	1	1%	87
PANIRA HEALTHCARE CLINIC		2	85	98%	87
CLYDE E LASSEN STATE VETERANS NURSING HOME		62	25	29%	87
ORANGE COUNTY CORRECTIONS HEALTH SERVICES		68	19	22%	87
EISENHOWER ARMY MEDICAL CENTER		80	7	8%	87
VILLAGES VA CBOC	2	79	6	7%	87
PACIFIC ANALYTICS			87	100%	87
CATHOLIC HEALTH SERVICES REGIONAL LAB		79	8	9%	87
BAYLOR GENETICS		75	12	14%	87
GRAND OAKS OF JENSEN BEACH LLC		85	1	1%	86
SIGNATURE HEALTHCARE OF MIDDLEBURG		84	2	2%	86
BISHOP GRADY VILLAS		84	2	2%	86
ACE BIOMEDICAL LABS LLC		73	13	15%	86
MIAMI SHORES NURSING & REHAB		86			86
BRILLIANCE ASSISTED LIVING		69	17	20%	86
PENSACOLA DEVELOPMENTAL CENTER		67	19	22%	86
JERICOHO URGENT CARE		82	4	5%	86
DISCOVERY VILLAGE AT THE FORUM		86			86
AESTHETIC SURGERY CENTER OF WINTER PARK, THE	3	78	5	6%	86
BEACHES PEDIATRICS PA		80	5	6%	85
PRMG - EAST NAPLES	1	73	11	13%	85
ST VINCENT'S BIRMINGHAM		78	7	8%	85
MEDEXPRESS - BLOOMIN BRANDS		65	20	24%	85
W. FRANK WELLS NURSING HOME		84	1	1%	85
WALGREENS #12673		82	3	4%	85
TROPICANA MANUFACTURING COMPANY INC		79	6	7%	85
FLORIDA PEDIATRIC GROUP		31	54	64%	85
HUNTINGTON HOSPITAL LABORATORY		82	3	4%	85

# COVID-19: testing by laboratory

Data through Apr 12, 2021 verified as of Apr 13, 2021 at 09:25 AM

Data in this report are provisional and subject to change.

The numbers in the table below represent the number of Florida and non-Florida residents for whom test results were received by the Department of Health. A person can be tested by more than one laboratory and can have both positive and negative results. **Therefore, the sum of the numbers in each column will be larger than the total number of people tested.**

Reporting lab	Inconclusive	Negative	Positive	Percent positive	Total
NITE LITE PEDIATRICS – JACKSONVILLE		76	8	10%	84
CHAMBREL AT ISLAND LAKE		80	4	5%	84
PINES OF SARASOTA GARDEN		84			84
SUWANNEE COUNTY SHERIFF OFFICE		81	3	4%	84
COLONY CARE CENTER		68	16	19%	84
PARK OF THE PALMS INC		83	1	1%	84
ARBOR OAKS AT TYRONE	9	73	2	2%	84
PEDIATRIC SERVICES OF AMERICA INC		79	5	6%	84
LONG TERM CARE OF JAY, LLC		63	21	25%	84
HUNTSVILLE HOSPITAL LABORATORY		58	25	30%	83
PLYMOUTH HOME FOR ADULTS, INC.	8	74	1	1%	83
MEDRITE URGENT CARE		69	14	17%	83
MID FLORIDA PRIMARY CARE PA		69	14	17%	83
Summit Medical Group, Pa DbA Citymd		76	7	8%	83
LABCORP EMPLOYER SERVICES		82	1	1%	83
LAKE HOWELL FAMILY MEDICINE ASSOCIATES		69	14	17%	83
CANOPY ON BERRYHILL, THE		51	32	39%	83
ARLINGTON OF NAPLES INC, THE		82			82
Lexington Health and Rehabilitation Center		82			82
LAB		29	53	65%	82
THE PAVILION FOR HEALTH CARE		72	10	12%	82
JENNIFER J CHIAVETTA-GRLSANTI DC		65	16	20%	81
PERSONAL PEDIATRICS		71	10	12%	81
BIO-TECH CLINICAL LABORATORIES		41	40	49%	81
BROWARD HEALTH MEDICAL CENTER CLINICAL LAB			80	100%	80
LAB PLUS, LLC AT SAINT THOMAS WEST HOSPITAL		66	14	18%	80
GRACE MEDICAL HOME		65	15	19%	80
BALMORAL TENANT SERVICES INC	1	43	36	45%	80
ALLIANCE PEDIATRICS		49	31	39%	80
ECOLAB GROUP		45	35	44%	80
CBS LABS OF TAMPA LLC		3	76	96%	79
SIMED LABORATORY		63	16	20%	79
HOLMES COUNTY HEALTH DEPARTMENT	1	65	13	16%	79
AR ANESTHESIA LLC		77	2	3%	79
CAMPBELL URGENT CARE		15	64	81%	79
DELCARE PA		63	16	20%	79
VETERANS AFFAIRS MEDICAL CENTER - PALO ALTO		28	51	65%	79
INSTITUTE OF PATHOLOGY KINGS COUNTY		76	3	4%	79
EDGEWATER AT WATERMAN VILLAGE		78	1	1%	79
LAKE MORTON PLAZA□		75	3	4%	78
CENTRAL BALDWIN IMMEDIATE CARE & FAMILY PRACTICE		60	18	23%	78
NEW MEXICO STATE PUBLIC HEALTH DIVISION		78			78
EMERGENCY PHYSICIANS MEDICAL CENTER LLC		57	21	27%	78
ROYAL CARE OF AVON PARK		75	3	4%	78
CHILDRENS CLINIC		35	43	55%	78
HEALTH FIRST - PALM BAY HOSPITAL		2	75	97%	77
BOND CLINIC PA		45	32	42%	77

# COVID-19: testing by laboratory

Data through Apr 12, 2021 verified as of Apr 13, 2021 at 09:25 AM

Data in this report are provisional and subject to change.

The numbers in the table below represent the number of Florida and non-Florida residents for whom test results were received by the Department of Health. A person can be tested by more than one laboratory and can have both positive and negative results. **Therefore, the sum of the numbers in each column will be larger than the total number of people tested.**

Reporting lab	Inconclusive	Negative	Positive	Percent positive	Total
MISIR DRUGS LLC		64	13	17%	77
WEST VOLUSIA FAMILY AND SPORTS MEDICINE		75	2	3%	77
ORANGE CITY NURSING AND REHAB		75	2	3%	77
LEVY COUNTY DEPARTMENT OF HEALTH		56	21	27%	77
BAYCARE MEDICAL GROUP		71	6	8%	77
INFINITY BIOLOGIX LLC OAKDALE		71	5	7%	76
MOBILE PHYSICIAN SERVICES INC		68	8	11%	76
DYNAMIC MEDICAL USA			76	100%	76
TREASURE COAST PRIMARY CARE		61	15	20%	76
ALTAMONTE PEDIATRIC ASSOCIATES		31	45	59%	76
ASSOCIATED CLINICAL LABORATORIES		68	8	11%	76
PROMEDICA LABORATORIES		21	55	72%	76
CLINICAL PATHOLOGY ASSOCIATES-SONIC REFERENCE LAB		76			76
S-H THIRTY-FIVE OPCO- PORT ST LUCIE, LLC	1	75			76
WINDSOR REFLECTIONS		75	1	1%	76
WALGREENS 9627		70	6	8%	76
DOH-WEST PALM BEACH BRANCH LABORATORY		3	73	96%	76
ADVENTHEALTH EXPRESSCARE		45	30	40%	75
BAYFRONT MEDICAL		53	22	29%	75
DOCTORS CENTER PA,THE		63	12	16%	75
BROWARD HEALTH MEDICAL CENTER		3	72	96%	75
JACOBI MEDICAL CENTER		70	5	7%	75
OAK MANOR NURSING HOME		70	4	5%	74
WATERCREST ST LUCIE WEST	1	69	4	5%	74
SUN CLINICAL LABORATORIES		73	1	1%	74
BROOKDALE OVIEDO		72	2	3%	74
STONY BROOK SOUTHAMPTON		72	2	3%	74
SCOTT LAKE HEALTH AND REHABILITATION CENTER		71	3	4%	74
NOAH CLINICAL LABORATORY		63	11	15%	74
MICHAEL AKPEKE MD		64	9	12%	73
GOOD HEARTS COVID TESTING		30	43	59%	73
LPG PRIMARY CARE AT SURFSIDE		65	8	11%	73
WALGREENS #04809		65	8	11%	73
CONSULATE HEALTH CARE - LAKE MARY		72	1	1%	73
NOMI HEALTH LAB SERVICES LLC		5	68	93%	73
PALM RIVER COMMUNITY HEALTH CENTER		66	7	10%	73
MD LABS		45	27	38%	72
HAVEN OF OUR LADY OF PEACE		72			72
SOS MOBILE MEDICAL CARE LLC		61	11	15%	72
WALGREENS 2941		69	3	4%	72
CRAIG BERGER MD PL D/B/A BAY AREA EYE INSTITUTE		72			72
TAMPA BAY CONCIERGE DOCTOR, LLC		70	2	3%	72
PANCARE HEALTH - FREEPORT CLINIC SUITE B		63	9	13%	72
LAKE CITY VA MEDICAL CENTER			72	100%	72
GV NAPLES OPCO, LLC		71	1	1%	72
SHERMAN-ABRAMS LABORATORY INC		66	6	8%	72
DISCOVERY VILLAGE AT PALM BEACH GARDENS		71	1	1%	72

# COVID-19: testing by laboratory

Data through Apr 12, 2021 verified as of Apr 13, 2021 at 09:25 AM

Data in this report are provisional and subject to change.

The numbers in the table below represent the number of Florida and non-Florida residents for whom test results were received by the Department of Health. A person can be tested by more than one laboratory and can have both positive and negative results. **Therefore, the sum of the numbers in each column will be larger than the total number of people tested.**

Reporting lab	Inconclusive	Negative	Positive	Percent positive	Total
NORTH SHORE UNIVERSITY HOSPITAL LABORATORY		65	7	10%	72
PANCARE HEALTH - MALONE CLINIC		64	7	10%	71
AMMON LABS		61	10	14%	71
CONCENTRA - FT LAUDERDALE - COMMERCIAL BLVD		71			71
GRAND ST PAUL CVS		70	1	1%	71
STERLING HOUSE OF TALLAHASSEE	3	62	6	8%	71
ENCOMPASS HEALTH REHABILITATION HOSPITAL OF LARGO		68	3	4%	71
BOND CLINIC DR ELDEEB		35	36	51%	71
NORTH FLORIDA PEDIATRICS		57	14	20%	71
ADVANCED LAB		67	4	6%	71
CENTRAL FLORIDA PEDIATRICS		38	33	46%	71
AESTHETIC ENHANCEMENTS		71			71
CL BRUMBACK PRIMARY CARE CLINICS		17	54	76%	71
ADVENT HEALTH - LAKE MARY		61	10	14%	71
INN AT ASTON GARDENS AT PELICAN POINTE,THE		67	4	6%	71
INDIGO MANOR☐		22	49	69%	71
Highlands Regional Hospital		63	7	10%	70
SUMMIT AT VENICE	2	63	5	7%	70
LUTHERAN HAVEN ASSISTED LIVING		70			70
USF HEALTH MORSANI CENTER		5	65	93%	70
CVS MINUTE CLINIC		1	69	99%	70
FLORIDA MEDICAL CLINIC PA		48	22	31%	70
BioReference Laboratories, Inc		8	62	89%	70
SUNCOAST COMMUNITY HEALTH CENTERS PEDIATRICS		21	49	70%	70
BENTLEY CARE CENTER		70			70
HARMONY CLINIC		1	69	99%	70
PLANTATION GENERAL HOSPITAL CLINICAL LAB		26	43	62%	69
THE GOOD SHEPARDS OF DELAND-WEST		68	1	1%	69
CP/AIG PENSACOLA DEVELOPMENT LLC		66	3	4%	69
SAN JOSE SENIOR CARE LLC	1	43	25	36%	69
PARKSIDE INN	3	64	2	3%	69
ARTHREX MEDICAL CENTER		39	30	43%	69
THOMAS INTERNAL MEDICINE		58	11	16%	69
MEMORIAL MANOR		69			69
HERITAGE HEALTHCARE AND REHABILITATION CENTER		69			69
BARNETT PARK☐		2	67	97%	69
VANDERBILT UNIVERSITY MEDICAL CENTER		61	8	12%	69
TITUSVILLE FAMILY PRACTICE		16	53	77%	69
PROMEDICA SENIOR LIVING		64	4	6%	68
BIG BOCA SMILES LLC☐		66	2	3%	68
GENPATH			68	100%	68
AEL- MEMPHIS		17	51	75%	68
SUNCOAST OPTIMAL WELLNESS		23	45	66%	68
MED EXPRESS		6	62	91%	68
EC OPCO PENSACOLA, LLC		66	1	1%	67
COASTAL LABORATORIES OF FLORIDA		58	9	13%	67
MEASE MANOR INC		63	4	6%	67

# COVID-19: testing by laboratory

Data through Apr 12, 2021 verified as of Apr 13, 2021 at 09:25 AM

Data in this report are provisional and subject to change.

The numbers in the table below represent the number of Florida and non-Florida residents for whom test results were received by the Department of Health. A person can be tested by more than one laboratory and can have both positive and negative results. **Therefore, the sum of the numbers in each column will be larger than the total number of people tested.**

Reporting lab	Inconclusive	Negative	Positive	Percent positive	Total
MEDICAL PAVILION CLINIC		51	16	24%	67
SOMERBY OF SANTA ROSA BEACH		58	9	13%	67
BREVARD HEALTH ALLIANCE INC		64	3	4%	67
VETERANS AFFAIRS MEDICAL CENTER - GULF COAST		27	39	59%	66
OKEECHOBEE URGENT CARE		17	49	74%	66
LINCOLN MEDICAL AND MENTAL HEALTH CENTER		63	3	5%	66
SAMFORD UNIVERSITY HEALTH SERVICES		65	1	2%	66
MEDEX MEDICAL EXPRESS OF PALATKA			66	100%	66
MANATEE COUNTY JAIL		65	1	2%	66
AMERICAN FAMILY MEDICAL		53	13	20%	66
BENTLEY VILLAGE II		57	9	14%	66
Stratford Court of Palm Harbor		56	10	15%	66
NAPHCARE, INC.		56	10	15%	66
BOND AND STEELE CLINIC, PA		52	14	21%	66
MIRIMUS CLINICAL LABS	2	28	36	55%	66
SANTA BARBARA CARE CENTER		45	21	32%	66
BROOKDALE CENTRE POINTE	1	64			65
CVS NY4098030POCT NEW YORK		64	1	2%	65
CLINICAL LABS OF HAWAII		65			65
THE TRADITION OF THE PALM BEACHES		64	1	2%	65
ROCKLEDGE REGIONAL MEDICAL CENTER		30	35	54%	65
OUT OF STATE		40	25	38%	65
HERNANDO COUNTY FIRE RESCUE DISTRICT		31	34	52%	65
CORAL GABLES HOSPITAL			65	100%	65
WADSWORTH HEALTH CENTER		62	3	5%	65
NXGEN MDX		20	45	69%	65
ISLAND COAST PEDIATRICS		58	7	11%	65
SUMMER VISTA ASSISTED LIVING		38	27	42%	65
FAST PACE MEDICAL CLINIC, PLLC		55	10	15%	65
TOWERS HOME CARE☐		61	4	6%	65
INTERNAL MEDICINE ASSOCIATES PA		61	4	6%	65
DEVELOPMENTAL DISABILITIES DEFENDANT PROGRAM		63	2	3%	65
HORIZON ALF		64	1	2%	65
ADVENT HEALTH CENTRA CARE - WINTER GARDEN		19	46	71%	65
SILVER LAKE PEDIATRICS PA		57	7	11%	64
BRADFORD COUNTY HEALTH DEPARTMENT		63	1	2%	64
Gulfport Rehabilitation Center		61	3	5%	64
TRINITY AL SENIOR HOUSING LLC☐		45	19	30%	64
LPG CONVENIENT CARE AT PINE ISLAND ROAD		58	6	9%	64
NEMOURS CHILDRENS PRIMARY CARE OVIEDO		51	13	20%	64
NORTH FLORIDA MEDICAL CENTER		58	6	9%	64
MICHAEL A VENAZIO MD		61	3	5%	64
GREENLEAF ALF		63	1	2%	64
SUNCOAST TECHNICAL COLLEGE SCHOOL OF HEALTH		64			64
VIERA HEALTH AND REHABILITATION CENTER		62	2	3%	64
JOSEPH L MORSE GERIATRIC CENTER	2	59	3	5%	64
MINUTECLINIC DIAGNOSTIC OF NEW JERSEY		56	8	13%	64

# COVID-19: testing by laboratory

Data through Apr 12, 2021 verified as of Apr 13, 2021 at 09:25 AM

Data in this report are provisional and subject to change.

The numbers in the table below represent the number of Florida and non-Florida residents for whom test results were received by the Department of Health. A person can be tested by more than one laboratory and can have both positive and negative results. **Therefore, the sum of the numbers in each column will be larger than the total number of people tested.**

Reporting lab	Inconclusive	Negative	Positive	Percent positive	Total
TROY REGIONAL MEDICAL CENTER		53	11	17%	64
MEDI CLINIC SARASOTA INC		62	1	2%	63
BURRY'S PHARMACY INC		38	25	40%	63
FLORIDA HEALTH CARE		8	55	87%	63
WILSON MEMORIAL REGIONAL MEDICAL CENTER		59	4	6%	63
SUMTER PEDIATRICS		58	5	8%	63
SAFARI PEDIATRICS PA		61	2	3%	63
DAVID POSNACK JEWISH DAY SCHOOL		63			63
APC PEDIATRICS AT RYE ROAD MEDICAL PARK		63			63
BEEHIVE HOMES OF GULF BREEZE		47	16	25%	63
LABCORP		17	46	73%	63
EAST HILL PHARMACY		44	19	30%	63
PANCARE HEALTH - JACKSON COUNTY		51	11	18%	62
CINNAMON COVE ALF		61	1	2%	62
PALM BAY URGENT CARE		28	34	55%	62
ST VINCENTS PRIMARY CARE		57	5	8%	62
MENTAL HEALTH CARE INC		53	9	15%	62
NICEVILLE URGENT CARE		16	46	74%	62
OVERLOOK HOSPITAL LABORATORY		57	5	8%	62
MULBERRY CARE CENTER		52	10	16%	62
GOLDEN POND COMMUNITIES		62			62
EMERALD COAST HOSPICE		61	1	2%	62
NORTH FLORIDA PEDIATRICS - JACKSONVILLE		56	6	10%	62
ADVENT HEALTH - PALM COAST		1	61	98%	62
LAKELAND REGIONAL HEALTH		38	24	39%	62
PM PEDIATRICS		53	9	15%	62
MINUTECLINIC DIAGNOSTIC OF KANSAS, PA		52	9	15%	61
ST FRANCIS HOSPITAL		53	8	13%	61
SIMEDHEALTH LLC		51	10	16%	61
MEDLOGIC LABORATORIES		3	58	95%	61
WASHINGTON REHABILITATION AND NURSING CENTER		51	10	16%	61
RITECARE MED CTR H			61	100%	61
FAMILY HEALTH CENTER		43	18	30%	61
WAVE CREST HEALTH AND REHABILITATION CENTER		57	3	5%	60
CARE CENTERS OF NASSAU LLC MINER ROAD SOUTH		60			60
TWIN CREEKS ASSISTED LIVING & MEMORY CARE		57	3	5%	60
THE PRESERVE AT CLEARWATER		58	2	3%	60
NAPHCARE INC		55	5	8%	60
81ST MEDICAL GROUP		28	32	53%	60
INTERNAL LAB		50	10	17%	60
KESHAV RX LLC		49	11	18%	60
PREMISE HEALTH MIA		22	38	63%	60
ST CLOUD PHYSICIAN MANAGEMENT LLC DBA ST CLOUD		28	32	53%	60
CHILDREN'S HOSPITAL OF ALABAMA		59	1	2%	60
SONORAN DESERT PATHOLOGY ASSOCIATES		3	57	95%	60
ROSECASTLE OF JACKSONVILLE LLC		59	1	2%	60
UHEALTH AT FISHER ISLAND			59	100%	59

# COVID-19: testing by laboratory

Data through Apr 12, 2021 verified as of Apr 13, 2021 at 09:25 AM

Data in this report are provisional and subject to change.

The numbers in the table below represent the number of Florida and non-Florida residents for whom test results were received by the Department of Health. A person can be tested by more than one laboratory and can have both positive and negative results. **Therefore, the sum of the numbers in each column will be larger than the total number of people tested.**

Reporting lab	Inconclusive	Negative	Positive	Percent positive	Total
CDR MAGUIRE INC	1	7	51	86%	59
STEINHATCHEE FAMILY MEDICAL CENTER	1	50	8	14%	59
GEORGE E WEEMS MEMORIAL HOSPITAL LAB		49	10	17%	59
TBI RESIDENTIAL SERVICES, INC.		48	11	19%	59
MILLENIUM PHYSICIANS GROUP		1	58	98%	59
BIG BEND CARES, INC		51	8	14%	59
CARDIOLOGY AND MEDICINE ASSOCIATES		43	16	27%	59
FERN PARK DEVELOPMENTAL CENTER		5	54	92%	59
BIOTECH		52	7	12%	59
GRAND AVENUE RX			59	100%	59
ERIC C MRSHAL, MD, PC #1842		56	3	5%	59
REHAB AND HEALTHCARE CENTER OF CAPE CORAL		59			59
Palms at Ponte Vedra Assisted Living and Memory Care		56	3	5%	59
ERDOX		56	3	5%	59
FLORIDA HEALTH CARE DELAND			59	100%	59
MICHIGAN DEPARTMENT OF HEALTH AND HUMAN SERVICES	1		57	98%	58
BUECHELE DENTAL PA DBA CLERMONT FAMILY DENTISTRY		48	10	17%	58
COOPER FAMILY MEDICAL, PLLC		48	10	17%	58
SONATA BOCA RATON		54	4	7%	58
CALHOUN COUNTY HEALTH DEPT		29	29	50%	58
KINDRED HOSPITAL CENTRAL TAMPA BLOOD GAS	1	52	5	9%	58
TUKA PEDIATRICS		7	51	88%	58
EVIVIA		55	3	5%	58
ALEXANDER NININGER STATE VETERANS		58			58
MINUTECLINIC DIAGNOSTIC OF HAWAII LLC		51	7	12%	58
ADVENTHEALTH MEDICAL GROUP MULTISPECIALTY			58	100%	58
Margate Health and Rehabilitation Center		56	2	3%	58
MARQUIS LABS, LLC		55	2	4%	57
ASCENSION SACRED HEART BAY LABORATORY		54	3	5%	57
KEY WEST MEDICAL CENTER	1	50	6	11%	57
GENESIS DERMATOLOGY		53	4	7%	57
FINLAY CLINICAL LABORATORY		20	37	65%	57
ALZHEIMERS CARE CENTER OF VIERA LTD		37	20	35%	57
MALCOM RANDALL DEPT OF VAMC			57	100%	57
DEPT OF VA MED CENTE-WEST PALM BEACH			57	100%	57
VALENCIA HOUSE ALF		55	2	4%	57
ADVENT HEALTH - MOUNT DORA		10	47	82%	57
THE CANOPY AT BERRYHILL		57			57
KAPG FLEMING ISLAND SENIOR HOUSING OPCO LLC	1	56			57
ALL AMERICAN URGENT CARE			57	100%	57
ST JOSEPHS HOSPITAL SOUTH HOSPITAL			57	100%	57
EAGLES WATCH CLUSTER		47	9	16%	56
PATHOLOGY CONSULTANTS OF NEW MEXICO		56			56
MAUREEN OROURKE-FUTEY			56	100%	56
ATLAN		48	8	14%	56
BIOREFERENCE LABORATORIES INC		4	52	93%	56
MEADOWCREST FAMILY PHYSICIANS PA	1	33	22	39%	56

# COVID-19: testing by laboratory

Data through Apr 12, 2021 verified as of Apr 13, 2021 at 09:25 AM

Data in this report are provisional and subject to change.

The numbers in the table below represent the number of Florida and non-Florida residents for whom test results were received by the Department of Health. A person can be tested by more than one laboratory and can have both positive and negative results. **Therefore, the sum of the numbers in each column will be larger than the total number of people tested.**

Reporting lab	Inconclusive	Negative	Positive	Percent positive	Total
LEE COMMUNITY HEALTHCARE - LEHIGH		48	8	14%	56
ATRIA PARK OF LAKE FOREST (WG HERITAGE LF LLC)		54	2	4%	56
HIALEAH HOSPITAL RESPIRATORY DEPT			56	100%	56
TIFFANY HALL NURSING AND REHAB		44	12	21%	56
TGH URGENT CARE POWERED BY FAST TRACK			56	100%	56
SARATOGA HOSPITAL LABORATORY		51	5	9%	56
CORNERSTONE PEDIATRICS		44	12	21%	56
SONATA HUNTERS CREEK		47	8	15%	55
VPA PC LAB		48	7	13%	55
WEST ISLIP URGENT CARE		50	5	9%	55
Salerno Bay Health & Rehabilitation Center		45	10	18%	55
NITE LITE PEDIATRICS - PORT ST. LUCIE		46	9	16%	55
EAST CENTRAL FLORIDA OUTPATIENT IMAGING		43	12	22%	55
KENDALL REGIONAL MEDICAL CENTER LAB	3		52	95%	55
GUIDEWELL EMERGENCY MEDICINE DOCTORS LLC		26	29	53%	55
MINUTECLINIC DIAGNOSTIC OF SOUTH CAROL		50	5	9%	55
CENTRA CARE – LAKE NONA		6	49	89%	55
SOUTHSIDE HOSPITAL NORTHWELL HEALTH LABORATORY		48	7	13%	55
PREMIER MEDICAL ASSOCIATES ALL FLORIDA LLC		54	1	2%	55
GENTIVA HEALTH SERVICES CERTIFIED INC		52	3	5%	55
S-H THIRTY FIVE OPCO - ORANGE CITY, LLC		45	10	18%	55
Bon Secours Maria Manor		50	5	9%	55
PALM BAY PEDIATRICS		36	19	35%	55
SPRING MANOR ASSISTED LIVING		55			55
DOT DOC SARASOTA		50	5	9%	55
JUNIPER VILLAGE AT NAPLES		53	1	2%	54
UNITED LABORATORY SERVICES CORPORATION		38	16	30%	54
ORTHOPAEDIC SURGERY CENTER		54			54
FAMILY EXTENDED CARE OF PUNTA GORDA		54			54
CERTUS MTD OPCP LLC		52	2	4%	54
CLERMONT HEALTH AND REHAB		40	14	26%	54
FUTURE PEDIATRICS		51	3	6%	54
LAKE CO EMPLOYEE HEALTH AND WELLNESS CENTER		48	6	11%	54
CAMBRIDGE SECURITY SERVICES		51	3	6%	54
APOLLOMDX LABS		32	22	41%	54
ST. CLOUD MEDICAL GROUP		54			54
SARASOTA CO. HEALTH DEPT # 58		40	14	26%	54
LONG ISLAND UNIVERSITY - POST CAMPUS		50	4	7%	54
ENCOMPASS HEALTH REHABILITATION HOSPITAL		54			54
QUOTIENT SCIENCES LABS LLC			53	100%	53
ORLANDO CLINICAL RESEARCH CENTER		50	3	6%	53
TRADITIONAL HOME HEALTH OF PALM BEACH INC		52	1	2%	53
Jupiter Medical Center Pavilion		52	1	2%	53
MISSION OAKS ASSISTED LIVING		51	2	4%	53
PENNSYLVANIA DEPARTMENT OF HEALTH BUREAU OF LABORATORIES			53	100%	53
ANYLABTEST NOW		46	7	13%	53
SOMERSET			53	100%	53

# COVID-19: testing by laboratory

Data through Apr 12, 2021 verified as of Apr 13, 2021 at 09:25 AM

Data in this report are provisional and subject to change.

The numbers in the table below represent the number of Florida and non-Florida residents for whom test results were received by the Department of Health. A person can be tested by more than one laboratory and can have both positive and negative results. **Therefore, the sum of the numbers in each column will be larger than the total number of people tested.**

Reporting lab	Inconclusive	Negative	Positive	Percent positive	Total
Osprey Point Nursing Center		51	2	4%	53
LITTLE NECK URGENT CARE		51	2	4%	53
CITYMD OF MANAHAWKIN		51	2	4%	53
UNIVERSITY OF WEST FLORIDA, THE		52	1	2%	53
BARNES HEALTHCARE OF FLORIDA LLC		49	4	8%	53
1ST PRIORITY LAB SERVICES		45	8	15%	53
NORTH FLORIDA PHARMACY		46	6	12%	52
SNH BRFL TENANT LLC	2	50			52
Fouraker Hills Rehab and Nursing		43	9	17%	52
INTERNAL MEDICINE SPECIALIST		46	6	12%	52
HOLY NAME HOSPITAL LABORATORY		50	2	4%	52
LONG ISLAND JEWISH MED CTR		48	4	8%	52
ORCHID COVE AT DAYTONA		45	7	13%	52
ADVENT HEALTH		49	3	6%	52
Grand Villa of Clearwater		47	5	10%	52
PHILLIPPE RIDGE		40	12	23%	52
ADVENT HEALTH EXPRESS CARE		5	47	90%	52
LAKE SHERIFF		39	13	25%	52
HOME CARE PHARMACY		52			52
ROCHESTER GENERAL HOSPITAL LABORATORY		48	4	8%	52
ADVENT HEALTH - FOUR CORNERS ER		40	12	23%	52
ALLIANCE COMMUNITY FOR RETIREMENT LIVING		52			52
LAKELAND REGIONAL HEALTH GATEWAY CENTER		28	23	45%	51
MIAMI CLINICAL RESEARCH CORP		12	39	76%	51
NEW YORK PRESBYTERIAN - QUEENS DIAGNOSTIC		47	4	8%	51
WALGREENS #10373		49	2	4%	51
OCOEE PEDIATRICS		44	7	14%	51
INN AT THE FOUNTAINS, THE		34	17	33%	51
ST ANTHONYS PRIMARY CARE LLC/JACKSON STREET			51	100%	51
SOUTHEAST ALABAMA MEDICAL CENTER			51	100%	51
SOUTH CAROLINA DEPT OF HEALTH AND ENVIRONMENT CONTROL		11	40	78%	51
GULFVIEW MEDICAL INSTITUTE		51			51
AVANTE ST CLOUD		48	3	6%	51
LPG PEDIATRICS AT PAGE FIELD		50	1	2%	51
FELICIDAD MEDICAL CENTER		5	46	90%	51
CARE ATC - ANDES			50	100%	50
POPLAR HEALTHCARE PLLC	1	11	38	76%	50
JOHN D ARCHBOLD MEMORIAL HOSPITAL		49	1	2%	50
PORT ST. LUCIE - ZAXBY'S		50			50
RAINBOW PEDIATRICS PC LLC / BREAKFAST POINT		39	11	22%	50
HILA BECKERMAN MD LLC	1	45	4	8%	50
MILLENIA ADVANCED SCIENTIFIC LLC			50	100%	50
AMELIA ASSISTED LIVING FACILITY		50			50
QHC UPSTATE MEDICAL PC		41	9	18%	50
CAMP BOGGY CREEK		49	1	2%	50
TGH URGENT CARE - RIVERVIEW			50	100%	50
MARIANNA HEALTH AND REHABILITATION CENTER		49	1	2%	50

# COVID-19: testing by laboratory

Data through Apr 12, 2021 verified as of Apr 13, 2021 at 09:25 AM

Data in this report are provisional and subject to change.

The numbers in the table below represent the number of Florida and non-Florida residents for whom test results were received by the Department of Health. A person can be tested by more than one laboratory and can have both positive and negative results. **Therefore, the sum of the numbers in each column will be larger than the total number of people tested.**

Reporting lab	Inconclusive	Negative	Positive	Percent positive	Total
BETHUNE-COOKMAN UNIVERSITY		32	18	36%	50
PRACTICE MANAGEMENT OF AMERICA, INC.		7	43	86%	50
SMS DO PA		42	8	16%	50
CAPE REGIONAL MEDICAL CENTER		47	3	6%	50
BENTON HOUSE OF PORT ORANGE		44	6	12%	50
ADVENTIST HEALTH SYSTEM FLORIDA		34	15	31%	49
HEALTH FIRST - CAPE CANAVERAL HOSPITAL		1	48	98%	49
NORTHBROOK CENTER FOR☐		47	2	4%	49
CITY OF OCALA EMPLOYEE HEALTH AND WELLNESS CENTER		42	7	14%	49
PREMIUM HEALTH SERVICES OF TAMPA BAY LLC		27	22	45%	49
LINCOLN DIAGNOSTIC LAB		47	2	4%	49
DOH		23	26	53%	49
ADVANCE URGENT CARE CENTER, LLC		8	41	84%	49
SOFT CELL LABORATORIES		45	4	8%	49
OPTUMCARE SOUTH FLORIDA, LLC		42	7	14%	49
LAKE INTERNAL MEDICINE ASSOCIATES PA		42	7	14%	49
SOLARIS SENIOR LIVING NORTH NAPLES		48	1	2%	49
USF		1	48	98%	49
ALLEGRO		47	2	4%	49
MADISON COUNTY MEMORIAL HOSPITAL LABORATORY		15	34	69%	49
ENCOMPASS HEALTH REHABILITATION HOSPITAL OF SARASOTA		49			49
IMA MEDICAL CENTER		34	15	31%	49
Citymd Of Toms River		42	7	14%	49
INTERCOASTAL MEDICAL GROUP		2	46	96%	48
SEWANEE MOLECULAR DIAGNOSTICS LABORATO		48			48
FHMG_CTR FOR SENIOR HEALTH		43	5	10%	48
S-H THIRTY FIVE OPCO - LUTZ, LLC		47	1	2%	48
GRAND OAKS OF PALM CITY LLC☐	1	41	6	13%	48
BAY CENTER HURRICANE SHELTER		48			48
LYSTER ACH FT RUCKER AL		45	3	6%	48
BITTINGS APOTHECARY INC		42	6	13%	48
NAPLES PEDIATRICS INC☐		43	5	10%	48
COURTYARD GARDENS OF JUPITER		48			48
MORTON PLANT			48	100%	48
PREMIER COMMUNITY HEALTHCARE GROUP INC		46	2	4%	48
CAREMED INTERNAL MEDICINE		30	18	38%	48
PRODUCTION HEALTH SAFETY MANAGEMENT		47	1	2%	48
MINUTECLINIC, LLC		42	6	13%	48
NIGHT LITE PEDIATRICS CENTER LLC		10	38	79%	48
BAPTIST URGENT CARE		44	4	8%	48
ISLAND URGENT CARE PLLC		44	4	8%	48
PREMIER MEDICAL ASSOCIATES		46	2	4%	48
COURTYARD GARDENS OF BOYNTON BEACH, LLC		45	3	6%	48
LEE MEMORIAL HEALTH SYSTEM D/B/A LEE COMMUNITY		44	4	8%	48
THE TERRACE OF JACKSONVILLE		3	45	94%	48
URGENT CARE USA LLC		2	46	96%	48
LPG PULMONOLOGY-COCONUT POINT		41	7	15%	48

# COVID-19: testing by laboratory

Data through Apr 12, 2021 verified as of Apr 13, 2021 at 09:25 AM

Data in this report are provisional and subject to change.

The numbers in the table below represent the number of Florida and non-Florida residents for whom test results were received by the Department of Health. A person can be tested by more than one laboratory and can have both positive and negative results. **Therefore, the sum of the numbers in each column will be larger than the total number of people tested.**

Reporting lab	Inconclusive	Negative	Positive	Percent positive	Total
NAVARRE GARDENS		41	6	13%	47
ADVENTHEALTH MEDICAL GROUP FAMILY MEDICINE		42	5	11%	47
POINTE AT NEW PORT PLACE,THE		47			47
WINTER GARDEN REHAB AND NURSING CENTER		43	4	9%	47
COMPLETE HOME CARE OF THE PALM BEACHES LLC		43	4	9%	47
MAGNOLIA DIAGNOSTICS, LLC	1	19	27	57%	47
FAMILY EXTENDED CARE OF WINTER HAVEN		45	2	4%	47
INTERLAB		1	46	98%	47
URGENT CARE & WELLNESS CENTER		15	32	68%	47
ST JOSEPHS CHILDRENS OUTREACH			47	100%	47
IMMEDIATE CARE PA		43	4	9%	47
FLORIDA MEDICAL CLINIC - MULTI SPECIALTY CAMPUS		21	26	55%	47
LPG PRIMARY CARE AT PINE ISLAND		39	8	17%	47
ADVENT HEALTH - LAKE WALES		35	12	26%	47
HERNANDO ENDOSCOPY AND SURGERY CENTER		36	11	23%	47
MOBILE DOC FL, LLC		29	18	38%	47
LIGHTHOUSE PEDIATRICS OF NAPLES		42	4	9%	46
EAST MANATEE FAMILY	1	1	44	96%	46
PANCARE HEALTH - BAY COUNTY - YOUNGSTOWN		41	5	11%	46
PATRICK MANOR INCORPORATED		46			46
Guardian Care Nursing and Rehabilitation Center		46			46
KAPG ST AUGUSTINE SENIOR HOUSING OPCO LLC		37	9	20%	46
CARE 4 U MANAGEMENT, INC			46	100%	46
JFK MEDICAL CENTER NORTH LAB		1	45	98%	46
PINES NURSING HOME		44	2	4%	46
TRICORE REF LABS - UNIV OF NM		46			46
PREMIER PLACE HEALTHCARE AT THE GLENVIEW		46			46
ADVENT HEALTH MEDICAL GROUP OB GYN AT		40	6	13%	46
COLLIER BLVD HMA PHYSICIAN MANAGEMENT LLC		46			46
HARTFORD HEALTH SERVICES LLC		46			46
GRAMERCY PARK URGENT CARE		44	2	4%	46
WG EVERGREEN WOODS SH LLC		46			46
MINUTECLINIC DIAGNOSTIC OF NORTH CAROLINA		44	2	4%	46
SACRED HEART MEDICAL GROUP URGENT CARE		40	6	13%	46
NORTH FLORIDA / SOUTH GEORGIA VETERANS HEALTH SYSTEM		1	45	98%	46
H LEE MOFFITT CANCER CENTER MICRO		46			46
REDI-MED WALK-IN FAMILY CARE			45	100%	45
HIGHLANDS COUNTY FIRE RESCUE		45			45
ALLIANCE OF PHYSICIANS AGAINST COVID-19			45	100%	45
CITY OF CAPE CORAL		35	10	22%	45
BRP SH OPCO LLC		45			45
NEOGENOMICS LABORATORIES INC		45			45
SOUTHPORT SQUARE HARBOUR HEALTH		45			45
STUART URGENT CARE			45	100%	45
SAN CARLOS PHARMACY		39	6	13%	45
LARA HEALTH AND WELLNESS CENTER LLC		45			45
PERSONAL PEDIATRICS PA		42	3	7%	45

# COVID-19: testing by laboratory

Data through Apr 12, 2021 verified as of Apr 13, 2021 at 09:25 AM

Data in this report are provisional and subject to change.

The numbers in the table below represent the number of Florida and non-Florida residents for whom test results were received by the Department of Health. A person can be tested by more than one laboratory and can have both positive and negative results. **Therefore, the sum of the numbers in each column will be larger than the total number of people tested.**

Reporting lab	Inconclusive	Negative	Positive	Percent positive	Total
NEXT MOLECULAR ANALYTICS		14	31	69%	45
THE MEDICAL GROUP OF SOUTH FLORIDA INC		39	6	13%	45
Rehabilitation Center of the Palm Beaches		45			45
VIP WALK IN CLINIC		23	22	49%	45
DAVENPORT PEDIATRICS CLERMONT PA		40	5	11%	45
MID-FLORIDA PATHOLOGY, LLC		35	10	22%	45
AVALON PARK RETIREMENT RESIDENCE		43	2	4%	45
LUTHERAN HAVEN EXTENDED CONGREGATE CAR		45			45
BD MEDICAL SYSTEMS		43	2	4%	45
COLLIER URGENT CARE CENTERS		44	1	2%	45
CDR MAGUIRE - MIAMI BEACH CC MISSION 17388		2	42	95%	44
ROYAL PALM SENIOR RESIDENCE		44			44
RADIOLOGY ASSOCIATES OF VENICE AND ENGLEWOOD		42	2	5%	44
NEWPATH DIAGNOSTICS		36	8	18%	44
ASHTON PLACE	3	37	4	9%	44
WALGREENS 3145		41	3	7%	44
TRIPLE O MEDICAL SERVICES INC		41	3	7%	44
PEDIATRICS OF CENTRAL FLORIDA - SAINT CLOUD	2	40	2	5%	44
IMA MEDICAL GROUP POINCIANA		18	26	59%	44
SIDDH INC DBA SAN CARLOS PHARMACY		41	3	7%	44
PRINCETON VILLAGE		40	4	9%	44
FLORIDA HOSPITAL		28	16	36%	44
ST JUDE LABORATORIES		40	4	9%	44
BENTON HOUSE OF CLERMONT		44			44
UNION MEDICAL CARE PLLC		43	1	2%	44
MINUTECLINIC DIAGNOSTIC MEDICAL GROUP		40	4	9%	44
TRINITY URGENT CARE		36	8	18%	44
THE MERIDIAN AT BOCA RATON	1	43			44
Gulf Shore Care Center		39	5	11%	44
PLAINVIEW URGENT CARE		41	3	7%	44
WOLFF CTR FOR CHILD & ADOLESCENT HEALTH PLLC,THE		26	17	40%	43
DUVAL PHARMACY		32	11	26%	43
LOURDES HOSPITAL INC		41	2	5%	43
BRANCH MEDICAL CLINIC			43	100%	43
GOLFCREST HEALTHCARE CENTER		43			43
CAREATC			43	100%	43
LAKE MARY KIDS CENTRA CARE		33	10	23%	43
EC OPCO TIMBERLIN PARC LLC		43			43
University Hills health and Rehabilitation		33	10	23%	43
FIRST CHOICE URGENT CARE		12	31	72%	43
MINUTECLINIC DIAGNOSTIC OF LOUISIANA		40	3	7%	43
PINELLAS INTERNAL MEDICINE ASSOCIATES	1	39	3	7%	43
BROOKDALE CANOPY OAKS		11	32	74%	43
ADULT MEDICINE OF LAKE COUNTY INC			43	100%	43
GREENSBORO PATHOLOGY LLC		33	10	23%	43
KIVA AT CANTERBURY		25	17	40%	42
PROFESSIONAL PEDIATRICS		40	2	5%	42

# COVID-19: testing by laboratory

Data through Apr 12, 2021 verified as of Apr 13, 2021 at 09:25 AM

Data in this report are provisional and subject to change.

The numbers in the table below represent the number of Florida and non-Florida residents for whom test results were received by the Department of Health. A person can be tested by more than one laboratory and can have both positive and negative results. **Therefore, the sum of the numbers in each column will be larger than the total number of people tested.**

Reporting lab	Inconclusive	Negative	Positive	Percent positive	Total
CVS MINUTE CLINIC DIAGNOSTIC OF NORTH CAROL		36	6	14%	42
GRAND VILLA OF ALTAMONTE SPRINGS		35	7	17%	42
BRONX LEBANON HOSPITAL-MEDICAL CENTER		38	4	10%	42
OHI WEST INC		37	5	12%	42
Atlantic Shore Nursing and Rehab		42			42
TANVIR H SHAGAR NP		35	7	17%	42
PACIFICA SENIOR LIVING OCALA		37	5	12%	42
LONGLEAF DIAGNOSTIC LABORATORIES		13	29	69%	42
CLINICAL LABORATORY		42			42
MAIMONIDES-SHALOM ACADEMY, INC		41	1	2%	42
BENTON HOUSE OF ST. JOHNS		40	2	5%	42
GRAND VILLA OF DEL RAY WEST		39	3	7%	42
ATRIA WILLOW WOOD		40	2	5%	42
EASTERN SHORE URGENT CARE		30	11	27%	41
ROADS PEDIATRICS,LLC		39	2	5%	41
CENTRAL FLORIDA HEALTH SERVICES		25	16	39%	41
MAIN STREET MEDICAL CENTER OF CRESTVIEW PA		22	19	46%	41
A & R RESEARCH GROUP		35	6	15%	41
STAT ONE URGENT CARE CENTER		2	39	95%	41
D W MCMILLAN MEMORIAL HOSPITAL		30	11	27%	41
PEDIATRICS OF CENTRAL FLORIDA KISSI		33	8	20%	41
WHITE-WILSON MEDICAL CENTER		30	11	27%	41
SUNSHINE ASSISTED LIVING		41			41
NORTH CAROLINA DEPARTMENT OF HEALTH & HUMAN SERVICES	1		40	98%	41
THE PALMS PHARMACY, INC		38	3	7%	41
NORTHWELL HEALTH PLAINVIEW HOSPITAL LABORATORY		32	9	22%	41
CITRUS COUNTY HEALTH DEPARTMENT		35	6	15%	41
CROSSROADS URGENT CARE		26	15	37%	41
AHMG SURGICAL SPECIALIST		41			41
FLORIDA HOSPITAL NEW SMYRNA		4	37	90%	41
UNIVERSITY OF ALABAMA		38	3	7%	41
THORNBURG PEDIATRICS		38	2	5%	40
SOMA MEDICAL CENTER PA #3		5	35	88%	40
MULBERRY'S MOBILE PROVIDER SERVICES LLC		25	15	38%	40
CAREATC INC BRANDON	7	30	3	8%	40
CAPITAL REGIONAL MEDICAL CENTER		2	38	95%	40
M&V SAN JOSE MEDICAL CENTER			40	100%	40
CLINICAL PATHOLOGY LABORATORIES, INC		40			40
PRIDE DIAGNOSTICS		24	16	40%	40
MAKO MEDICAL		21	19	48%	40
STETSON UNIVERSITY STUDENT HEALTH CENTER		3	37	93%	40
RESIDENTIAL PLAZA AT BLUE LAGOON INC		36	4	10%	40
LAKE COUNTY SCHOOLS EMPLOYEE HEALTH CENTER		29	11	28%	40
BULLS HEAD URGENT CARE		38	2	5%	40
ADVENT HEALTH CENTRA CARE - LAKELAND		30	10	25%	40
THE LODGE AND REHABILITATION CENTER		24	16	40%	40
ALWAYS BEST CARE SENIOR SERVICES		36	4	10%	40

# COVID-19: testing by laboratory

Data through Apr 12, 2021 verified as of Apr 13, 2021 at 09:25 AM

Data in this report are provisional and subject to change.

The numbers in the table below represent the number of Florida and non-Florida residents for whom test results were received by the Department of Health. A person can be tested by more than one laboratory and can have both positive and negative results. **Therefore, the sum of the numbers in each column will be larger than the total number of people tested.**

Reporting lab	Inconclusive	Negative	Positive	Percent positive	Total
BROOKDALE BRANDON	1	38			39
MEDEX MEDICAL EXPRESS OF PALATKA LLC			39	100%	39
Heritage Park Care and Rehabilitation		39			39
ORLANDO HEALTH PRIMARY CARE PEDIATRICS		38	1	3%	39
CLINICAL RESEARCH SEQUENCING PLATFORM		8	31	79%	39
JUNIPER VILLAGE AT CAPE CORAL		34	5	13%	39
WG BAYPOINT VILLAGE SH LLC		38	1	3%	39
BAY COUNTY JAIL ANNEX		34	5	13%	39
NIGHT LITE PEDIATRIC CENTER		10	29	74%	39
ARCPPOINT LABS OF WEST PALM BEACH		4	35	90%	39
CEDAR CREEK AT KINGS BAY INC		39			39
University Hospital		34	5	13%	39
CORRECTIONAL MEDICAL GROUP		27	12	31%	39
GENEXPERT			39	100%	39
WINDSOR WOODS REHAB & HEALTHCARE CTR		37	2	5%	39
SOUTH FLORIDA BAPTIST HOSPITAL			39	100%	39
BAYSHORE PATHOLOGY CONSULTANTS PA		37	2	5%	39
BOND CLINIC, PA		9	30	77%	39
WELLMED AT NEW TAMPA		28	11	28%	39
BIOFIRE		7	32	82%	39
GUYAN VALLEY WELLNESS CENTER		32	7	18%	39
UNIVERSITY MEDICAL CTR OF PRINCETON AT		36	2	5%	38
FLORIDA DEPARMENT OF HEALTH CLAY COUNTY		25	13	34%	38
AUTUMN OF SARASOTA		12	26	68%	38
ISLAMORADA VILLAGE OF ISLANDS FIRE RESCUE		36	2	5%	38
ANDALUSIA HEALTH		21	17	45%	38
STEWART MEDICAL GROUP, INC		21	17	45%	38
ORLANDO ORTHOPAEDIC OUTPATIENT SURGERY CENTER		32	6	16%	38
CCRC @ SUNFLOWER LLC		35	3	8%	38
ADVENTHEALTH MEDICAL GROUP FAMILY & INTERNAL		14	24	63%	38
LMH SKILLED NURSING UNIT		38			38
CAREHERE LAKE SCHOOLS EMPLOYEE HEALTH CENTER		26	12	32%	38
MOLECULAR DIAGNOSTICS		5	33	87%	38
PALM POINT BEHAVIORAL HEALTH		38			38
ATRIA SAN PABLO		36	2	5%	38
LEE MEMORIAL HEALTH SYSTEM		34	4	11%	38
GRAND VILLA OF NEW PORT RICHEY		31	7	18%	38
BASSETTI MEDICAL RESEARCH INC		30	8	21%	38
TAYLORVILLE FAMILY MEDICINE		31	7	18%	38
Life Care Center of Citrus County		37	1	3%	38
FAMILY AND INTERNAL MEDICINE AT AVALON PARK		34	4	11%	38
INNOVATION CLINICAL TRIALS, INC			38	100%	38
VETERANS AFFAIRS MEDICAL CENTER - NEW YORK HARBOR		36	2	5%	38
BELVEDERE COMMONS OF SUN CITY CENTER		38			38
HOMEWOOD RESIDENCE AT FREEDOM PLAZA		37	1	3%	38
CONNECTICUT DEPARTMENT OF HEALTH		22	15	41%	37
ACCURATE DIAGNOSTIC LAB		35	2	5%	37

# COVID-19: testing by laboratory

Data through Apr 12, 2021 verified as of Apr 13, 2021 at 09:25 AM

Data in this report are provisional and subject to change.

The numbers in the table below represent the number of Florida and non-Florida residents for whom test results were received by the Department of Health. A person can be tested by more than one laboratory and can have both positive and negative results. **Therefore, the sum of the numbers in each column will be larger than the total number of people tested.**

Reporting lab	Inconclusive	Negative	Positive	Percent positive	Total
HOLZER HEALTH CENTER		5	32	86%	37
BAY STREET PHARMACY☐		35	2	5%	37
ALAN A SMITH MD LLC		34	3	8%	37
DCH REGIONAL MEDICAL CENTER LABORATORY		36	1	3%	37
CONCENTRA URGENT CARE		33	4	11%	37
THE COLLIER AT NAPLES		36	1	3%	37
ST LUCIE COUNTY JAIL		28	9	24%	37
HR SARASOTA OPERATOR LLC		25	12	32%	37
FAMILY EXTENDED CARE OF SEBRING INC		35	2	5%	37
UNIVERSITY BEHAVIORAL CENTER		37			37
PECONIC BAY MEDICAL CENTER LABORATORY		28	9	24%	37
PONCE THERAPY CARE CENTER		34	3	8%	37
HOLLISMED LLC		35	2	5%	37
MINUTECLINIC DIAGNOSTIC OF RHODE ISLAND, LLC #1544		36	1	3%	37
PATHOGENIUS LABORATORIES		30	7	19%	37
ST AUGUSTINE PEDIATRIC ASSOC		33	4	11%	37
ONE MILO		37			37
CENTRAL FLORIDA HEALTH CARE INC WAUCHULA SITE 2		29	8	22%	37
WALK IN MEDICAL URGENT CARE		37			37
RIVERHEAD URGENT CARE		36	1	3%	37
EP MEDICAL EQUIPMENT PHARMACY		32	4	11%	36
CARE HERE		12	24	67%	36
Kensington Gardens		36			36
WASHINGTON COUNTY HEALTH DEPARTMENT		24	12	33%	36
ROCKLAND URGENT CARE FAMILY HEALTH NP		35	1	3%	36
ARTHREX MEDICAL CENTER EAST		25	11	31%	36
CLEARWATER PAIN MANAGEMENT ASSOCIATES		34	2	6%	36
AIR, LAND & SEA PHYSICALS & CONSULTATIONS, LLC		35	1	3%	36
LPG CONVENIENT CARE AT METRO		33	3	8%	36
Casa Mora Rehabilitation & Extended Care		34	2	6%	36
LEE PHYSICIAN GROUP COLLEGE POINT		36			36
HARMONY HEALTH OPCO, LLC		15	21	58%	36
PATHGROUP		9	27	75%	36
WEINBERG VILLAGE		35	1	3%	36
MEDCOMP SCIENCES			36	100%	36
BVL/LITTLE ANGEL PEDIATRICS		36			36
MINUTE CLINIC DIAGNOSTIC OF VIRGINIA, LLC		36			36
PHYSICIAN ASSOCIATES LLC		26	10	28%	36
SOUTHCOR LABORATORY		4	32	89%	36
UNION MEDICAL CARE		36			36
GRAND VILLA OF ST. PETERSBURG		34	2	6%	36
MAINSTREET FAMILY URGENT CARE		1	35	97%	36
REDI-MED WALK IN FAMILY CLINIC			35	100%	35
MINUTECLINIC DIAGNOSTIC OF MICHIGAN		32	3	9%	35
ISLAND LAKE CENTER		14	21	60%	35
WALGREENS COVID-19		27	8	23%	35
HARBORCHASE OF WELLINGTON CROSSING		33	2	6%	35

# COVID-19: testing by laboratory

Data through Apr 12, 2021 verified as of Apr 13, 2021 at 09:25 AM

Data in this report are provisional and subject to change.

The numbers in the table below represent the number of Florida and non-Florida residents for whom test results were received by the Department of Health. A person can be tested by more than one laboratory and can have both positive and negative results. **Therefore, the sum of the numbers in each column will be larger than the total number of people tested.**

Reporting lab	Inconclusive	Negative	Positive	Percent positive	Total
FLORIDA PEDIATRIC GROUP PA		28	7	20%	35
ST. MARYS MEDICAL CENTER		1	34	97%	35
ADVENT HEALTH - FISH MEMORIAL		2	33	94%	35
POARCH BANC CREEK INDIANS TRIBAL HEALTH DEPARTMENT			35	100%	35
FLAGLER HOSPITAL INC	2		33	94%	35
SOUTHEASTERN OUTPATIENT SURGERY CENTER		32	3	9%	35
ADVENTHEALTH MEDICAL GROUP PULMONOLOGY		30	5	14%	35
ELLKAY HEALTHCARE DATA PLUMBERS	23	8	4	11%	35
MINUTE CLINIC LLC #2216		32	3	9%	35
GROWING TOGETHER PEDIATRICS, LLC		31	4	11%	35
VIKOR SCIENTITIC		5	30	86%	35
NEUROINTERNATIONAL SARASOTA		32	3	9%	35
WUESTHOFF MEMORIAL HOSPITAL			35	100%	35
NCHD		21	14	40%	35
ALABAMA CLINICS		19	16	46%	35
ASSISTED LIVING OF BROWARD		35			35
IRL		4	31	89%	35
P23 LABS		35			35
PARKSIDE HEALTH AND REHABILITATION CENTER			35	100%	35
SUNSHINE PEDIATRICS OF CENTRAL FLORIDA PL		32	3	9%	35
EMORY CLINIC, THE		33	2	6%	35
FLORIDA PRESBYTERIAN HOMES INC		33	2	6%	35
MEDEXPRESS URGENT CARE WEST TAMPA			35	100%	35
BOCA TOXICOLOGY LLC		33	2	6%	35
METRO KNOXVILLE HMA		25	10	29%	35
WALGREEN		25	10	29%	35
FHMG-FLORIDA HOSPITAL MEDICAL GROUP		25	10	29%	35
COLLIER HMA PHYSICIAN MANAGEMENT LLC		27	8	23%	35
CITRUS CARE CLINIC			35	100%	35
A AND R RESEARCH GROUP LLC		30	4	12%	34
CRESTVIEW IMMEDIATE CARE LL		10	24	71%	34
TUSCAN GARDENS OF DELRAY BEACH MANAGEMENT COMPANY,		34			34
PARAMOUNT WALK-IN CLINIC		1	33	97%	34
JACKSON HEALTH SYSTEM		2	32	94%	34
MINUTE CLINIC, LLC DBA MINUTECLINIC #4505		31	3	9%	34
ENCOMPASS HEALTH REHABILITATION HOSPITAL OF PANAMA CITY		29	5	15%	34
LONG TERM CARE OF GULF BREEZE LLC		30	4	12%	34
MIDDLETOWN MEDICAL P C		24	10	29%	34
COMMUNITY MEDICAL CARE CENTER INC			34	100%	34
TRADITIONAL HOME CARE INC		33	1	3%	34
GULFSIDE HOSPICE INC		31	3	9%	34
FORT CAROLINE GARDENS, INC		32	2	6%	34
MINUTECLINIC, LLC, DBA MINUTECLINIC #5		30	4	12%	34
FLORIDA MEDICAL CLINIC IM MLK		24	10	29%	34
SOUTHWEST LABS		34			34
RASHDA ALBIBI M.D. P.A.		31	3	9%	34
AYERS NURSING AND REHABILITATION CENTER		34			34

# COVID-19: testing by laboratory

Data through Apr 12, 2021 verified as of Apr 13, 2021 at 09:25 AM

Data in this report are provisional and subject to change.

The numbers in the table below represent the number of Florida and non-Florida residents for whom test results were received by the Department of Health. A person can be tested by more than one laboratory and can have both positive and negative results. **Therefore, the sum of the numbers in each column will be larger than the total number of people tested.**

Reporting lab	Inconclusive	Negative	Positive	Percent positive	Total
THE SPRINGS OF PARC HILL		33	1	3%	34
NORTHSIDE HOSPITAL EMERGENCY DEPT		30	4	12%	34
JAMAICA HOSPITAL MEDICAL CENTER		30	4	12%	34
JUPITER MEDICAL CENTER PHYSICIANS GROUP, INC		30	4	12%	34
PORT SAINT JOHN FAMILY PRACTICE		21	13	38%	34
Consulate Health Care of Orange Park		27	6	18%	33
PINELLAS PARK FIRE DEPARTMENT		33			33
PHOSPHORUS DIAGNOSTICS		27	6	18%	33
NIGHT LITE PEDIATRICS URGENT CARE CENTER			33	100%	33
GREENRIDGE GROUP HOME	3	11	19	58%	33
AMBRY GENETICS CORPORATION	23	10			33
BOND CLINIC		3	30	91%	33
SANFORD MOBILE LAB PGA TOUR		32	1	3%	33
CARILLON SPORTS AND FAMILY MEDICINE		25	8	24%	33
WESTWOOD NURSING AND REHABILITATION		28	5	15%	33
VETERAN AFFAIRS MEDICAL CENTER - JAMES J PETERS		30	3	9%	33
AHSE ROP		32	1	3%	33
VILLA COURT LLC		33			33
VETERANS HOME		1	32	97%	33
BLUE SPRINGS SURGERY CENTER		33			33
FAST PACE MEDICAL CLINIC		28	5	15%	33
CORAL HOUSE ASSISTED LIVING COMMUNITY LLC		33			33
AMMON ANALYTICAL LABORATORIES		29	4	12%	33
LONG BEACH URGENT CARE		33			33
EVERLYWELL		19	14	42%	33
FLORIDA DEPARTMENT OF HEALTH IN MONROE COUNTY		27	6	18%	33
MADISON POINTE CARE CENTER		32			32
AU MEDICAL CENTER, INC	1	28	3	9%	32
Heartland Health Care Center North Sarasota		18	14	44%	32
WELLSTAR KENNESTONE HOSPITAL		29	3	9%	32
HUNT CLUB MEDICAL		15	17	53%	32
PULSE & REMEDY LLC		17	15	47%	32
ADVANCED URGENT CARE		12	20	63%	32
HUNTINGTON STATION URGENT CARE		31	1	3%	32
SYNIVERSE WELLNESS CENTER		27	5	16%	32
ENCOMPASS HEALTH REHABILITATION OF ALTAMONTE		27	5	16%	32
FLORIDA HOSPITAL PHYSICIAN GROUP		19	13	41%	32
IPSUM DIAGNOSTICS		3	29	91%	32
PASSPORT HEALTH ORLANDO		32			32
MINUTE CLINIC DIAGNOSTIC OF SC, LLC #75		30	2	6%	32
WESTMINSTER ST AUGUSTINE		32			32
ACCESS 365 URGENT CARE		10	22	69%	32
EASYCARE WALK-IN CLINIC	1	11	20	63%	32
BAYCARE MEDICAL GROUP INC		3	29	91%	32
ORLANDO COVID TEST , LLC		28	4	13%	32
WARDE MEDICAL LABORATORY		24	8	25%	32
STATEN ISLAND UNIVERSITY HOSPITAL-POUCH		31	1	3%	32

# COVID-19: testing by laboratory

Data through Apr 12, 2021 verified as of Apr 13, 2021 at 09:25 AM

Data in this report are provisional and subject to change.

The numbers in the table below represent the number of Florida and non-Florida residents for whom test results were received by the Department of Health. A person can be tested by more than one laboratory and can have both positive and negative results. **Therefore, the sum of the numbers in each column will be larger than the total number of people tested.**

Reporting lab	Inconclusive	Negative	Positive	Percent positive	Total
COLORADO DEPARTMENT OF HEALTH LABORATORY SERVICES DIVISION			32	100%	32
LABORATORY ALLIANCE OF CENTRAL NEW YORK		30	2	6%	32
OPIS COQUINA CENTER		32			32
WOMENS CARE FLORIDA LABORATORY		25	7	22%	32
REOPEN DIAGNOSTICS			31	100%	31
FLORIDA MEDICAL CL ODOM TPA		17	14	45%	31
REGENCY PARK ASSISTED LIVING FACILITY		29	2	6%	31
EMORY UNIVERSITY HOSPITAL		27	4	13%	31
LabCorp L#09258130 M#09258125		12	19	61%	31
FLORIDA ENDOSCOPY & SURGERY CTR LLC		31			31
HEALTH FIRST - VIERA HOSPITAL		1	30	97%	31
ADVENTHEALTH MEDICAL GROUP FAMILY MEDICINE AT RDV		31			31
GRAND VILLA OF ENGLEWOOD		26	5	16%	31
AMERICAN ESOTERIC LABORATORIES		15	16	52%	31
MIGUEL E TREVINO MD PA		27	4	13%	31
STUART REHABILITATION AND HEALTHCARE		15	16	52%	31
EXPRESS CARE OF TAMPA BAY LLC		3	28	90%	31
MICHAEL J D'AMBROSE MD PA		29	2	6%	31
UR CARE FAMILY AND SPORTS MEDICINE			31	100%	31
PREMIER URGENT CARE CENTER LLC			31	100%	31
OAKMONTE VILLAGE		30	1	3%	31
COLLIER ANESTHESIA PAIN LLC		31			31
BAYCARE HEALTH SYSTEMS, LLC			31	100%	31
DHMD		31			31
ENT AND ALLERGY ASSOCIATES OF FLORIDA LLC		30	1	3%	31
DISCOVERY COMMONS AT BRADENTON		31			31
UNIPATH		24	7	23%	31
LAKE MARY - STIRLING CENTER SUITE 202			31	100%	31
MARYLAND DEPARTMENT OF HEALTH			30	100%	30
MINUTE CLINIC DIAGNOSTIC OF VIRGINIA		23	7	23%	30
BAPTIST PRIMARY BLACK CREEK SOUTH			30	100%	30
BOCA BIOLISTIC REFERENCE LAB			30	100%	30
NORTH PINELLAS CHILDRENS MEDICAL CENTER			30	100%	30
ALPHA PHARMACY		27	3	10%	30
FORT VALLEY STATE UNIVERSITY		29	1	3%	30
COLORADO DEPARTMENT OF PUBLIC HEALTH AND ENVIRONMENT			30	100%	30
Okeechobee Health Care Facility		16	14	47%	30
STEINHATCHEE DRUGS		24	6	20%	30
CENTER ONE SURGERY CENTER		24	6	20%	30
ADVENT HEALTH PRIMARY CARE PLUS, WINTER GARDEN		26	4	13%	30
STATCARE URGENT & WALK IN MEDICAL CARE		27	3	10%	30
Wiregrass Rehabilitation Center and Nursing Home		28	2	7%	30
AMEERAH LABS			30	100%	30
SANITAS		4	26	87%	30
CHIPOLA MEDICAL ASSOCIATES		10	20	67%	30
THE TERRACE AT IVY ACRES ALF		11	19	63%	30
COUNTY OF LOS ANGELES			30	100%	30

# COVID-19: testing by laboratory

Data through Apr 12, 2021 verified as of Apr 13, 2021 at 09:25 AM

Data in this report are provisional and subject to change.

The numbers in the table below represent the number of Florida and non-Florida residents for whom test results were received by the Department of Health. A person can be tested by more than one laboratory and can have both positive and negative results. **Therefore, the sum of the numbers in each column will be larger than the total number of people tested.**

Reporting lab	Inconclusive	Negative	Positive	Percent positive	Total
MIDNIGHT MEDICINE			30	100%	30
CIGNA PBSO WEST PALM			30	100%	30
KINDRED HOSPITAL OCALA		27	3	10%	30
OAK HARBOR ASSISTED LIVING FACILITY		27	3	10%	30
CLEARWATER EMPLOYEE HEALTH CLINIC		14	16	53%	30
CARDIOLOGY AND MEDICINE ASSOCIATES INC		29	1	3%	30
SMH PHYSICIAN SERVICES INC		29	1	3%	30
HOLIDAY MEDICAL ASSOCIATES		4	26	87%	30
NURSES HELPING HANDS INC ALF		30			30
CLINCLOUD, LLC			30	100%	30
OCCUPATIONAL HEALTH CENTERS OF THE SOUTHWEST PA		25	5	17%	30
Grand Villa of Deerfield Beach		27	3	10%	30
MEDEMERGE		28	2	7%	30
MARTHA'S HOUSE & ASSISTED LIVING FACILITY		30			30
HERITAGE WATERSIDE		27	3	10%	30
GRAND VILLA OF PINELLAS PARK		28	2	7%	30
FAMILY CARE PARTNERS URGENT CARE LLC		24	6	20%	30
SUNSHINE PEDIATRICS		30			30
WILLAMETTE VALLEY TOXICOLOGY LLC		28	2	7%	30
PERDIDO URGENT CARE		1	29	97%	30
TNC WALK IN CLINIC		21	8	28%	29
ST PETER'S BENDER LABORATORY		28	1	3%	29
DOCTOR TODAY TLC LLC			29	100%	29
CHILDREN'S MEDICAL CENTER			29	100%	29
GRAND LIVING AT LAKEWOOD RANCH		28	1	3%	29
CAPE CORAL HOSPITAL ABG LABORATORY		16	13	45%	29
BROOKWOOD BAPTIST MEDICAL CENTER		28	1	3%	29
KISSIMMEE VA OUTPATIENT CLINIC		27	2	7%	29
TOTTENVILLE CIRCLE URGENT CARE		29			29
UNIVERSITY OF ILLINOIS VETERINARY DIAG	1	27	1	3%	29
INTERIM HEALTHCARE OF NORTHWEST FLORIDA INC		27	2	7%	29
STEWART MELBOURNE HOSPITAL			29	100%	29
COMPREHENSIVE CHILDCARE		23	6	21%	29
UNION CHD		26	3	10%	29
NEMOURS CHILDRENS CLINIC		22	7	24%	29
PANCARE HEALTH - BONIFAY K-8			29	100%	29
DAVID LAWRENCE CENTER		25	4	14%	29
MINUTE CLINIC DIAGNOSTIC OF NEW JERSEY		28	1	3%	29
P4CLINICAL	3	2	24	83%	29
CDC		17	12	41%	29
PALM GARDEN OF JACKSONVILLE		27	2	7%	29
COOPER HEALTHCARE		26	3	10%	29
UCLA HEALTHCARE CLINICAL LABS		23	6	21%	29
PALMS, THE		29			29
CERON PEDIATRICS & INTEGRATIVE MEDICIN		29			29
MINUTECLINIC DIAGNOSTIC OF RHODE ISLAND, LLC #212		29			29
WEISS PEDIATRIC CARE LLC		16	13	45%	29

# COVID-19: testing by laboratory

Data through Apr 12, 2021 verified as of Apr 13, 2021 at 09:25 AM

Data in this report are provisional and subject to change.

The numbers in the table below represent the number of Florida and non-Florida residents for whom test results were received by the Department of Health. A person can be tested by more than one laboratory and can have both positive and negative results. **Therefore, the sum of the numbers in each column will be larger than the total number of people tested.**

Reporting lab	Inconclusive	Negative	Positive	Percent positive	Total
DUVAL COUNTY HEALTH DEPARTMENT		29			29
UNIV OF ROCHESTER-STRONG MEMORIAL HOSP		28	1	3%	29
ROBERT H JENKINS JR VETERANS' DOMICILIARY HOME OF		26	3	10%	29
RENAISSANCE SENIOR LIVING	1	28			29
SUNTREE INTERNAL MEDICINE		29			29
RESIDENCE AT BAY VUE		27	2	7%	29
PRO HEALTH HARMONY		29			29
JOSEF SCHENKER MD PC DBA CENTERS URGENT		26	2	7%	28
GRAND VILLA OF LARGO		24	4	14%	28
CHILDRENS MEDICAL CENTER			28	100%	28
ACTIVE SENIOR LIVING		26	2	7%	28
GADSDEN COUNTY HEALTH DEPARTMENT		22	6	21%	28
LAKE PLACID HEALTH AND REHABILITATION		1	27	96%	28
URGENT CARE CENTER			28	100%	28
NATIONAL MENTOR HEALTHCARE LLC			28	100%	28
Cleveland Clinic Laboratories		4	24	86%	28
LAKELAND NURSING AND REHABILITATION CENTER			28	100%	28
FAMILY CARE PARTNERS		18	10	36%	28
MAYO CLINIC JACKSONVILLE		3	25	89%	28
ORLANDO ORTHOPAEDIC CENTER		26	2	7%	28
BROOKDALE PHILLIPPI CREEK			28	100%	28
ORLANDO FAMILY MEDICINE		13	15	54%	28
TAMPA URGENT CARE			28	100%	28
KINGS BAY PEDIATRICS LLC		24	4	14%	28
MARION PEDIATRICS PA		21	7	25%	28
LABORATORY MEDICINE CONSULTANTS-LMC PA		26	2	7%	28
EDEN AT CRESTVIEW		12	16	57%	28
PORT ST LUCIE HOSPITAL		25	3	11%	28
MINUTECLINIC, LLC #08366		23	5	18%	28
ECC PEDIATRICS		28			28
KEY PRIMARY CARE			28	100%	28
BOCA SIMON LAB		1	27	96%	28
WIREGRASS CLINIC LLC		23	5	18%	28
WEST BROWARD CARE CENTER		24	4	14%	28
CARLOS F FUSTER MD PA		26	2	7%	28
ORANGE PEDIATRICS			28	100%	28
MINUTECLINIC, LLC #4230		24	4	14%	28
MINUTECLINIC LLC #3281		21	7	25%	28
ASTORIA HEALTH AND REHABILITATION CENTER		27	1	4%	28
HOUSE CALLS PROFESSIONAL LLC		24	4	14%	28
PINELLAS 1 HOME HEALTH CARE CORP		27			27
HEALTHPARK MEDICAL CENTER ABG LAB		26	1	4%	27
JOSEPH SCHENKER MD PC DBA CENTERS URGENT		24	3	11%	27
MONTEFIORE NEW ROCHELLE HOSPITAL		24	3	11%	27
KIVA AT CANTERBURY, LLC		27			27
GASTROENTEROLOGY ASSOCIATES OF PENSACOLA PA		23	4	15%	27
SPANISH RIVER HIGH SCHOOL ESE		23	4	15%	27

# COVID-19: testing by laboratory

Data through Apr 12, 2021 verified as of Apr 13, 2021 at 09:25 AM

Data in this report are provisional and subject to change.

The numbers in the table below represent the number of Florida and non-Florida residents for whom test results were received by the Department of Health. A person can be tested by more than one laboratory and can have both positive and negative results. **Therefore, the sum of the numbers in each column will be larger than the total number of people tested.**

Reporting lab	Inconclusive	Negative	Positive	Percent positive	Total
ENGLEWOOD HOSPITAL AND MEDICAL CENTER		22	5	19%	27
ROSLYN URGENT CARE		27			27
PBSO WEST PALM FAMILY PRACTICE		1	26	96%	27
BROOKDALE SOUTHPOINT			27	100%	27
LOOP PEDIATRICS		22	5	19%	27
VICK STREET MANOR		27			27
ADVENT HEALTH MEDICAL GROUP- FAMILY MEDICINE AT DR. PHILIPS		22	5	19%	27
BUREAU OF PUBLIC HEALTH	1	6	20	74%	27
LEXINGTON PLACE SENIOR LIVING COMMUNITY		27			27
JOSEF SCHENKER MD PC		27			27
SUNCOAST LABS			27	100%	27
GOOD SAMARITAN HOSPITAL LABORATORY		24	3	11%	27
RAINBOW PEDIATRICS		1	26	96%	27
ATRIA LADY LAKE		27			27
EPIC REFERENCE LABS INC			27	100%	27
BROWARD HEALTH IMPERIAL POINT NURSING			27	100%	27
MED LABS DIAGNOSTICS		10	17	63%	27
VASSAR BROTHERS MEDICAL CENTER LABORATORY		25	2	7%	27
A LILIKO'I PHARMACY LLC		24	3	11%	27
EMORY BENNETT VETERANS NURSING HOME	1	26			27
NORTHWESTERN UNIVERSITY CORP		26	1	4%	27
FIRST CHOICE PEDIATRICS LOOP		25	2	7%	27
VOLUSIA COUNTY BRANCH JAIL		1	26	96%	27
EXPRESS CARE OF BELLEVIEW		27			27
URGENT FAMILY CARE INC		24	3	11%	27
THE COMMONWEALTH OF MASSACHUSETTS		1	26	96%	27
Summit Medical Group Westfield Lab		24	3	11%	27
BROOKDALE UNIVERSITY HOSPITAL		25	2	7%	27
PARK WEST MEDICAL CENTER		26	1	4%	27
LEE PHYSICIAN GROUP		24	3	11%	27
WAKULLA COUNTY HEALTH DEPARTMENT		12	14	54%	26
RAYMOND BASRI MD		24	2	8%	26
STATCARE URGENT AND WALK-IN MEDICAL CA		23	3	12%	26
EAST HILL MEDICAL GROUP		17	9	35%	26
SEWALLS POINT PHARMACY INC		18	8	31%	26
1 TOUCH TOTALCARE SOLUTIONS		23	3	12%	26
MINIMALLY INVASIVE VASCULAR INC		24	2	8%	26
TIFFANY LAKE CARE CENTERS INC		26			26
CANCER RESEARCH LAB, BOB JONES UNIVERSITY		24	2	8%	26
ADVENT HEALTH PARTIN SETTLEMENT HEALTH PARK		18	8	31%	26
ACCESS HEALTH CARE PHYSICIANS LLC		10	16	62%	26
CARE CENTERS OF NASSAU LLC MINER ROAD NORTH		26			26
MINUTECLINIC DIAGNOSTIC OF TEXAS		22	4	15%	26
CANTON-POTSDAM HOSPITAL LABORATORY		25	1	4%	26
ARCPPOINT LABS OF FORT LAUDERDALE		25	1	4%	26
VIRTUA		22	4	15%	26
PALM BEACH COUNTY FIRE RESCUE		24	2	8%	26

# COVID-19: testing by laboratory

Data through Apr 12, 2021 verified as of Apr 13, 2021 at 09:25 AM

Data in this report are provisional and subject to change.

The numbers in the table below represent the number of Florida and non-Florida residents for whom test results were received by the Department of Health. A person can be tested by more than one laboratory and can have both positive and negative results. **Therefore, the sum of the numbers in each column will be larger than the total number of people tested.**

Reporting lab	Inconclusive	Negative	Positive	Percent positive	Total
MD BEAUTY LABS, PA		24	2	8%	26
LAKES DIALYSIS CENTER INC			26	100%	26
Grand Villa of Dunedin		20	6	23%	26
GERALD J KIVETT MD		23	3	12%	26
ABL MEDICAL CARE LLC			26	100%	26
PULMONARY SPECIALISTS OF THE PALM BEACHES		16	10	38%	26
EXPRESS FAMILY CARE LLC		11	15	58%	26
BIG BEND HOSPICE INC		26			26
Clearwater Center		12	14	54%	26
CARENOW - DOWNTOWN NORTH GULCH		24	2	8%	26
MONCRIEF ARMY HEALTH CLINIC			26	100%	26
OPTIMAL CARE PEDIATRICS		7	19	73%	26
LOT HEALTH SERVICES☐	1	25			26
ST VINCENTS AMBULATORY CARE INC DBA		23	3	12%	26
SHORE MEMORIAL HOSPITAL		23	3	12%	26
RJ LEE GROUP	1	23	2	8%	26
OAKTREE HEALTHCARE			26	100%	26
HUNT CLUB PEDIATRIC ASSOCIATES LLC		21	5	19%	26
MAGNOLIA PEDIATRICS		4	22	85%	26
TREEHOUSE PEDIATRICS & FAMILY CARE		26			26
MINUTECLINIC DIAGNOSTIC OF LOUISIANA,		23	3	12%	26
SOUTHEAST GEORGIA HEALTH SYSTEM, INC		23	3	12%	26
MINUTECLINIC DIAGNOSTIC OF TN, PC 374		22	4	15%	26
DARDEN WELLNESS CENTER		23	3	12%	26
SUMMIT MEDICAL GROUP - 75 E NORTHFIELD		22	4	15%	26
THE MINIER URGENT CARE		20	6	23%	26
SUMMERGATE PHARMACY		24	2	8%	26
WELLMED AT PLANT CITY		11	14	56%	25
ENCOMPASS HEALTH REHABILITATION HOSPITAL OF OCALA		24	1	4%	25
COASTAL COMPLETE CARE		11	14	56%	25
GRAND VILLA OF BOYNTON BEACH		24	1	4%	25
HALIFAX HEALTH URGENT CARE		4	21	84%	25
COMMUNITY HEALTH OF SOUTH FLORIDA			25	100%	25
ADVENT HEALTH EXPRESS		9	16	64%	25
LEE COMMUNITY HEALTHCARE INC CAPE CORAL		25			25
CENTRAL FLORIDA PEDIATRIC URGENT CARE LLC		21	4	16%	25
DELRAY BEACH FACIAL PLASTIC SURGERY		25			25
TALLAHASSEE DEVELOPMENTAL CENTER☐		24	1	4%	25
MADWAR		19	6	24%	25
THE WATERMARK AT VISTAWILLA		25			25
SOUTH FLORIDA DIALYSIS CENTER		8	17	68%	25
BAYSIDE LABORATORIES INC		25			25
MEDEXPRESS URGENT CARE - BLOOMINGTON		22	3	12%	25
COASTAL SKIN SURGERY AND DERMATOLOGY		18	7	28%	25
LPG PRIMARY CARE AT CAPE CORAL PARKWAY		21	4	16%	25
SUNQUEST		3	22	88%	25
WESTPAC LABS		1	24	96%	25

# COVID-19: testing by laboratory

Data through Apr 12, 2021 verified as of Apr 13, 2021 at 09:25 AM

Data in this report are provisional and subject to change.

The numbers in the table below represent the number of Florida and non-Florida residents for whom test results were received by the Department of Health. A person can be tested by more than one laboratory and can have both positive and negative results. **Therefore, the sum of the numbers in each column will be larger than the total number of people tested.**

Reporting lab	Inconclusive	Negative	Positive	Percent positive	Total
PALMETTO PEDIATRICS			25	100%	25
SANFORD PEDIATRIC ASSOCIATES, PA		23	2	8%	25
ASURANCE SCIENTIFIC LABORATORIES		24	1	4%	25
ENCOMPASS HOME HEALTH OF THE SOUTHEAST LLC		23	2	8%	25
WORLD OF PEDIATRICS LLC		24	1	4%	25
MINUTECLINIC DIAGNOSTIC OF PENNSYLVANI		24	1	4%	25
LPG PRIMARY CARE AT BONITA BAY LIFESTYLE CENTER		23	2	8%	25
FORT SANDERS REGIONAL LABORATORY		25			25
PHYSICIANS STAT		3	22	88%	25
ST. CLOUD HOSPITAL		20	5	20%	25
MINUTECLINIC DIAGNOSTIC OF TN PC #6435		23	2	8%	25
GREEN GABLES ASSISTED LIVING FACILITY		25			25
TOTAL ACCESS URGENT CARE		1	24	96%	25
ADVENT HEALTH MEDICAL GROUP FAMILY AND INTERNAL MEDICINE AT AVALON PAR		22	3	12%	25
CVA MINUTE CLINIC DIAGNOSTIC OF VIRGINIA, LLC		24	1	4%	25
ADVENT HEALTH - LAKE MARY PEDIATRICS		16	9	36%	25
FEDERAL PRISON CAMP PENSACOLA			25	100%	25
AVENTIS BIO-SERVICES CTL		24			24
NEWYORK-PRESBYTERIAN/ LAWRENCE HOSPITAL LABORATORY		22	2	8%	24
MADISON COUNTY MEMORIAL HOSP		12	12	50%	24
MINUTECLINIC DIAGNOSTIC OF TN PC #378		21	3	13%	24
MID FLORIDA PATHOLOGY LLC		23	1	4%	24
CL BRUMBACK PRIMARY CARE CLINIC LANTANA		2	22	92%	24
SOMA MEDICAL CENTER # 4		2	22	92%	24
HERITAGE OAKS ASSISTED LIVING & MEMORY CARE		20	4	17%	24
CVS NC7047POCT DURHAM		24			24
LABORATORY DYNAMICS		20	4	17%	24
URGENT CARE USA			24	100%	24
HOWARD BEACH URGENT CARE		22	2	8%	24
TREASURE ISLE LLC		24			24
PALMS MEDICAL GROUP - LAKE CITY WEST		3	21	88%	24
WESTMINSTER WOODS ON JULINGTON CREEK		22	2	8%	24
ATRIA AT ST JOSEPHS		24			24
FINLAY C. LABORATORY		4	20	83%	24
JESSIE TRICE COMMUNITY HEALTH SYSTEM, INC		8	16	67%	24
WALGREENS CO		21	3	13%	24
VILLAGES REHABILITATION AND NURSING CENTER		24			24
INNOVATIVE RESEARCH OF WEST FLORIDA		21	3	13%	24
PHYSICIANS CARE		20	4	17%	24
JUPITER MEDICAL CENTER			24	100%	24
SENIOR LIVING IV SUN CITY LLC		17	7	29%	24
NEW YORK METHODIST HOSPITAL		20	4	17%	24
RAINBOW PEDIATRIC CENTER		2	22	92%	24
UNIV OF NORTH ALABAMA HEALTH CENTER		22	2	8%	24
CVS NC3516POCT WINSTON SALEM		22	2	8%	24
ST VINCENT'S EAST		22	2	8%	24
WELLOW URGENT CARE		23	1	4%	24

# COVID-19: testing by laboratory

Data through Apr 12, 2021 verified as of Apr 13, 2021 at 09:25 AM

Data in this report are provisional and subject to change.

The numbers in the table below represent the number of Florida and non-Florida residents for whom test results were received by the Department of Health. A person can be tested by more than one laboratory and can have both positive and negative results. **Therefore, the sum of the numbers in each column will be larger than the total number of people tested.**

Reporting lab	Inconclusive	Negative	Positive	Percent positive	Total
South Heritage Health and Rehab		24			24
TARPON BAYOU CENTER			24	100%	24
PACIFICA SENIOR LIVING FORT MYERS		15	9	38%	24
PRIME CARE ONE LLC/HARBORCHASE OF VENICE			24	100%	24
MED PLUS FLORENCE		20	4	17%	24
COURTYARDS OF ORLANDO		24			24
TIMBERLANE LODGE ALF	1	16	7	29%	24
CENTERPLACE HEALTH		3	21	88%	24
PHYSICIANS PRIMARY CARE OF SW FLORIDA PL		24			24
SPRINGWOOD COURT		19	5	21%	24
JUST FOR KIDS PEDIATRICS		5	19	79%	24
SARASOTA MEMORIAL NURSING & REHABILITATION CTR		24			24
ROWLETT MIDDLE ACADEMY		22	2	8%	24
EDWARD S BENNETT MD PLLC		24			24
CSH LAKE ORIENTA LP		24			24
ALAN SERURE MD		24			24
STATE LAB		2	22	92%	24
NOVANT HEALTH		18	6	25%	24
SENIOR HEALTH OF WINTER PARK DUNDEE		24			24
MINUTECLINIC, LLC, DBA MINUTECLINIC #2544		23	1	4%	24
HEALTH MED CENTERS		24			24
ENCOMPASS HEALTH REHABILITATION HOSPITAL OF MIAMI		23	1	4%	24
THE CHAPPEL GROUP RESEARCH		24			24
HENNEPIN COUNTY MEDICAL CENTER (HCMC)		13	11	46%	24
TREASURE COAST URGENT CARE			24	100%	24
UTAH DEPARTMENT OF HEALTH			24	100%	24
EGL GENETIC DIAGNOSTICS		1	22	96%	23
WOODHOUSE INC		17	6	26%	23
NOBLE SENIOR LIVING		3	20	87%	23
MINUTE CLINIC DIAGNOSTIC OF TEXAS, LLC		20	3	13%	23
CORE LABORATORY		1	22	96%	23
PRIMECARE AT PORT ORANGE		4	19	83%	23
BAYFRONT FAMILY HEALTH CENTER		3	20	87%	23
ADVANCED URGENT CARE CENTER		7	16	70%	23
UAH STUDENT HEALTH CENTER		16	7	30%	23
ADEPT INPATIENT MEDICAL SERVICES PC		23			23
PASSPORT HEALTH OF TAMPA BAY		20	3	13%	23
WUESTHOFF MEDICAL CENTER-MELBOURNE			23	100%	23
UF HEALTH NORTH JACKSONVILLE			23	100%	23
BOZEMAN HEALTH DEACONESS HOSPITAL		18	5	22%	23
FLORIDA MEDICAL CLINIC - NEW TAMPA		19	4	17%	23
SOUTH NASSAU COMMUNITIES HOSPITAL		19	4	17%	23
NEW JERSEY		22	1	4%	23
ADIRONDACK MEDICAL CENTER		23			23
OMEGA LABORATORIES		19	4	17%	23
GILCHRIST COUNTY JAIL		21	2	9%	23
METROPOLITAN CHARITIES INC		21	2	9%	23

# COVID-19: testing by laboratory

Data through Apr 12, 2021 verified as of Apr 13, 2021 at 09:25 AM

Data in this report are provisional and subject to change.

The numbers in the table below represent the number of Florida and non-Florida residents for whom test results were received by the Department of Health. A person can be tested by more than one laboratory and can have both positive and negative results. **Therefore, the sum of the numbers in each column will be larger than the total number of people tested.**

Reporting lab	Inconclusive	Negative	Positive	Percent positive	Total
ISLAND COAST PEDIATRICS PA		22	1	4%	23
ROSS MEDICAL GROUP			23	100%	23
SONATA BOYNTON BEACH		21	2	9%	23
ST ELIZABETH MEDICAL CENTER LABORATORY		20	3	13%	23
UNIVERSITY HILLS HEALTH AND REHABILITATION CENTER		18	5	22%	23
NORTHWEST FLORIDA COMMUNITY HOSPITAL 3RD FLOOR		21	2	9%	23
LAKEVIEW HEALTH CARE SYSTEMS		9	14	61%	23
STEWART MEDICAL GROUP INC			22	100%	22
PULSE MEDICAL GROUP INC			22	100%	22
KELLY'S ASSISTED LIVING FACILITY		22			22
ROCKLEDEGE REGIONAL MEDICAL CENTER		17	5	23%	22
BASSETTI & ASSOCIATES, MD, PA			22	100%	22
SEAGRASS VILLAGE			22	100%	22
JACK BANDEL MD PA		22			22
CARESPOT		2	20	91%	22
CVS NC7588POCT ASHEVILLE		19	3	14%	22
FLORIDA HOSPITAL LABS		12	10	45%	22
CHARLOTTE CHD PORT CHARLOTTE		18	4	18%	22
MORRIS PARK URGENT CARE		19	3	14%	22
ORANGE REGIONAL MEDICAL CENTER LABORATORY		17	5	23%	22
FLORENCE J HUNT STUDENT WELLNESS CENTER - HEALTH SERVICES (ABBOTT)		22			22
GRAND VILLA OF DELRAY EAST		22			22
LIFELINK TISSUE BANK D/B/A LIFELINK TISSUE BANK		18	4	18%	22
FORT PIERCE FAMILY CARE INC		16	6	27%	22
MINUTECLINIC DIAGNOSTIC OF NORTH		19	3	14%	22
DIACARTA INC.		22			22
BETHESDA HEALTH PHYSICIAN GROUP INC			22	100%	22
HARBOUR ISLAND PEDIATRICS		13	9	41%	22
MEDI STATION			22	100%	22
TEN HEALTHCARE		6	16	73%	22
FLUSHING HOSPITAL MEDICAL CENTER		18	4	18%	22
MINUTECLINIC DIAGNOSTIC OF TN PC #320		14	8	36%	22
FLORIDA PEDIATRICS		6	16	73%	22
ADVANCED HEALTHCARE ASSOCIATES		20	2	9%	22
ELAN SPANISH SPRINGS		4	18	82%	22
MARQUES PEDIATRICS			22	100%	22
APOLLO SURGERY CENTER		20	2	9%	22
GLEN COVE HOSPITAL		22			22
MINUTECLINIC DIAGNOSTIC OF ILLINOIS L		17	5	23%	22
Wesley Place on Honeysuckle		20	2	9%	22
OHIO CVS STORES, LLC DBA		19	3	14%	22
ESOTERIX GENETIC LABORATORIES		17	5	23%	22
OLIVE BRANCH HEALTH AND REHABILITATION CENTER			22	100%	22
MOBILE DIVISION LABORATORY		7	15	68%	22
PRIMARY CARE SPECIALISTS OF ORLANDO LLC		17	5	23%	22
ST VINCENT'S URGENT CARE		19	3	14%	22
EBEIDS MD PEDIATRICS		19	3	14%	22

# COVID-19: testing by laboratory

Data through Apr 12, 2021 verified as of Apr 13, 2021 at 09:25 AM

Data in this report are provisional and subject to change.

The numbers in the table below represent the number of Florida and non-Florida residents for whom test results were received by the Department of Health. A person can be tested by more than one laboratory and can have both positive and negative results. **Therefore, the sum of the numbers in each column will be larger than the total number of people tested.**

Reporting lab	Inconclusive	Negative	Positive	Percent positive	Total
SOLE HEALTH LLC		22			22
DALE MEDICAL CENTER		17	5	23%	22
OCEANSIDE URGENT CARE		22			22
CITY OF NAPLES FIRE RESCUE		19	3	14%	22
UNDERGROUND FREE CLINIC		22			22
MORNINGSIDE MANOR & VILLA ADULT CARE C		22			22
REGENEXX TAMPA BAY		19	3	14%	22
HENDRY REGIONAL CORPORATE HEALTH			22	100%	22
NEW YORK PRESBYTERIAN - ALLEN HOSPITAL		22			22
ERIC C MARSHAL MD, PC DBA MINUTECLINIC		21	1	5%	22
MARATHON HEALTH FOR LIFE		19	3	14%	22
FAMILY AND AFTER HOURS CARE		22			22
WELLMED AT LAKE COPELAND		16	6	27%	22
POINT OF CARE CLINICS PRIMARY CARE		20	1	5%	21
JEFFERSON K-12, A SOMERSET SCHOOL- CLINIC		17	4	19%	21
TENNESSEE DEPARTMENT OF HEALTH		15	6	29%	21
ARDEN COURTS OF WINTER SPRINGS		18	3	14%	21
CVS MINUTE CLINIC DIAGNOSTIC OF TEXAS LLC		17	4	19%	21
PIERCE INSTRUMENTS INC		20	1	5%	21
CONNECTDX		6	15	71%	21
COLUMBIA MEMORIAL HOSPITAL		21			21
HOPE HEALTHCARE		21			21
VENICE REGIONAL BAYFRONT HEALTH			21	100%	21
CLINICAL PATHOLOGY LABORATORIES SOUTHEAST			21	100%	21
COASTAL FAMILY PRACTICE		13	8	38%	21
Z UROLOGY		21			21
PALM BAY FAMILY PRACTICE		4	17	81%	21
ST JUDE CHILDRENS RESEARCH HOSPITAL		21			21
ROCKLEDGE FAMILY HEALTH			21	100%	21
GEORGIA HEART CENTER (MSC 53), NAVICEN		19	2	10%	21
FG RAPID		19	2	10%	21
CARENOW URGENT CARE-BRENTWOOD		15	6	29%	21
GUARDANT HEALTH		15	6	29%	21
LEE COMMUNITY HEALTHCARE INC NORTH FORT MYERS		21			21
West Gate Village, LLC		21			21
LAKE HOWARD HEIGHTS	1	18	2	10%	21
MINUTECLINIC DIAGNOSTICS MEDICAL GROUP		20	1	5%	21
ESTATES MEDICAL CENTER		12	9	43%	21
MINUTECLINIC DIAGNOSTIC OF TN PC #6363		18	3	14%	21
WALGREENS #04618		18	3	14%	21
PRIMECARE OF DOTHAN-DALEVILLE CLINIC		16	5	24%	21
MINUTECLINIC DIAGNOSTIC OF NORTH CAROLINA PC		18	3	14%	21
SOUTH CAROLINA DEPARTMENT OF HEALTH			21	100%	21
INTERNATIONAL MEDICAL LABORATORY INC		21			21
MEDPEDS ASSOCIATES OF SARASOTA PA		19	2	10%	21
Citymd Of Lacey		18	3	14%	21
UPMC CHAUTAUQUA AT WCA LABORATORY		20	1	5%	21

# COVID-19: testing by laboratory

Data through Apr 12, 2021 verified as of Apr 13, 2021 at 09:25 AM

Data in this report are provisional and subject to change.

The numbers in the table below represent the number of Florida and non-Florida residents for whom test results were received by the Department of Health. A person can be tested by more than one laboratory and can have both positive and negative results. **Therefore, the sum of the numbers in each column will be larger than the total number of people tested.**

Reporting lab	Inconclusive	Negative	Positive	Percent positive	Total
USCG AIR STATION CLEARWATER CLINIC		20	1	5%	21
MCWHORTER SCHOOL OF PHARMACY		20			20
PEDIATRIC ASSOCIATES PA		17	3	15%	20
ADVENT HEALTH - KISSIMMEE		6	14	70%	20
CARESPOT OF NOCATEE		1	19	95%	20
MINUTECLINIC DIAGNOSTIC PA		18	2	10%	20
CONSOLIDATED LAB SERVICES		10	10	50%	20
CVS HEALTH, #3396		18	2	10%	20
Sovereign Laboratory Services, LLC		17	3	15%	20
STATEN ISLAND UNIVERSITY HOSPITAL		19	1	5%	20
ANYTIME LAB, LLC		18	2	10%	20
PRIMARY CARE MEDICINE	1	13	6	30%	20
RHODE ISLAND DEPARTMENT OF HEALTH			20	100%	20
ODYSSEY HEALTHCARE OF MARION COUNTY, LLC		19	1	5%	20
HEALTHY MINORS, LLC.		20			20
LAKE WORTH MANOR		19	1	5%	20
MEDICAL EXPRESS CORP		18	2	10%	20
VIERA FAMILY MEDICINE AND WELLNESS		16	4	20%	20
REDITUS LABORATORIES			20	100%	20
DEPT OF VA MEDICAL CENTER - BAY PINES			20	100%	20
GLEN OAKS URGENT CARE		18	2	10%	20
PONCE PLAZA NURSING & REHAB CENTER		4	16	80%	20
WINTER PARK FAMILY PRACTICE LLC		17	3	15%	20
BROOKDALE MANDARIN CENTRAL		7	13	65%	20
PALM BEACH GARDENS MEDICAL CENTER			20	100%	20
PIEDMONT HOSPITAL CLINICAL LABORATORY		19	1	5%	20
PROFESSIONAL PARK PEDIATRICS PA			20	100%	20
GRAND VILLA OF MELBOURNE		18	2	10%	20
DIXIE COUNTY HEALTH DEPARTMENT		13	7	35%	20
WACO HHSSURGEWACO	1	16	3	15%	20
BAYCARE MEDICAL GROUP INC			20	100%	20
MINUTECLINIC MINUTECLINIC #8746		19	1	5%	20
HARLEM HOSPITAL CENTER		19	1	5%	20
GOOD SAMARITAN SOCIETY OF DAYTONA		16	4	20%	20
BAY PEDIATRICS PA		18	2	10%	20
BAPTIST MEDICAL GRP URGENT CARE & OCC HEALTH AIRPO		20			20
PEDIATRICS IN BREVARD-COCOA BEACH		15	5	25%	20
BEST MEDICAL CENTER		11	9	45%	20
THE VILLAGES HEALTH		12	8	40%	20
BAYFRONT HMA CONVENIENT CARE, LLC		2	18	90%	20
WINSHIPS PHARMACY INC		20			20
TGH MEDICAL GROUP LABORATORY CARROLLWOOD			20	100%	20
DOCTORS MEDICAL CENTER OF WALTON COUNTY CLINIC			19	100%	19
MIAMI BEACH MEDICAL GROUP			19	100%	19
OCEAN REEF MEDICAL CENTER, LLC			19	100%	19
URGENT TEAM		16	3	16%	19
MICHELLE S PAGE MD PA		18	1	5%	19

# COVID-19: testing by laboratory

Data through Apr 12, 2021 verified as of Apr 13, 2021 at 09:25 AM

Data in this report are provisional and subject to change.

The numbers in the table below represent the number of Florida and non-Florida residents for whom test results were received by the Department of Health. A person can be tested by more than one laboratory and can have both positive and negative results. **Therefore, the sum of the numbers in each column will be larger than the total number of people tested.**

Reporting lab	Inconclusive	Negative	Positive	Percent positive	Total
NAVAL MEDICAL CENTER SAN DIEGO			19	100%	19
BAPTIST PEDIATRICS		15	4	21%	19
FAMILY CARE CYPRESS CREEK		1	18	95%	19
LOVING CARE OF THE TREASURE COAST LLC	1	13	5	26%	19
FLORIDA HOSPITAL WINTER GARDEN		15	4	21%	19
HELIX DIAGNOSTICS			19	100%	19
COMMUNITY HOME HEALTH CARE		19			19
CLERMONT ADVENTHEALTH CENTRA CARE		1	18	95%	19
REGENCY SQUARE MALL - SEARS		3	16	84%	19
SEVEN RIVERS REGIONAL MEDICAL CENTER		5	14	74%	19
GENTIVA HEALTH SERVICES		17	2	11%	19
JACKSON NORTH MEDICAL CENTER		2	17	89%	19
CVS NV3210POCT LAS VEGAS		18	1	5%	19
STONE WASH CLINICAL LABORATORIES		2	17	89%	19
CLEVELAND CLINIC FLORIDA		1	18	95%	19
ANYLABTESTNOW		6	13	68%	19
EMERALD COAST HOSPICE - CRESTVIEW		19			19
MED HEALTH SERVICES		18	1	5%	19
MORTON PLANT NORTH BAY HOSPITAL			19	100%	19
49D2045214PHYSICIAN OFFICE-WAIVER-MEDEXPRESS URGENT CARE - HARRISONBU		10	9	47%	19
TEXAS DEPARTMENT OF STATE HEALTH SERVICES		3	16	84%	19
CAREHERE- LCS LEESBURG			19	100%	19
COMMONWEALTH OF MASSACHUSETTS			19	100%	19
DSI MANAGEMENT LLC		19			19
ELTINGVILLE CIRCLE URGENT CARE		18	1	5%	19
FLORIDA COMMUNITY HEALTH CENTER OF ST. LUCIE		1	18	95%	19
NO NAME		8	11	58%	19
SHELBY BAPTIST MEDICAL CENTER		14	5	26%	19
INTEGRATED REGIONAL LABORATORIES - LARGO			19	100%	19
BAPTIST MEMORIAL HEALTH CARE		17	2	11%	19
PATIENTS CHOICE LAB OF IND, LLC		16	3	16%	19
BROWNE MEDICAL		17	2	11%	19
BAYVIEW MEDICAL		19			19
BARTON FAMILY PRACTICE		8	11	58%	19
FOX FAMILY PRACTICE		19			19
NANO HEALTH ASSOCIATES LLC		19			19
OHSU MOLECULAR MICROBIOLOGY LAB		18	1	5%	19
CARE POINT HEALTH & WELLNESS CENTER		19			19
ALL PEDIATRIC CARE			19	100%	19
MONROE COUNTY DETENTION CENTER			19	100%	19
VA MEDICAL CENTER			19	100%	19
TRINITY MEDICAL ASSOCIATES LLC			19	100%	19
FORT WALTON BEACH DEVELOPMENTAL CENTER		18	1	5%	19
BRIDGEWAY HEALTH CLINICS INC			19	100%	19
LAB INTERMARKET FACILITY LAB		1	18	95%	19
ST. JUDES LABORATORIES		13	6	32%	19
ROYAL PALM MEDICAL GROUP, INC		19			19

# COVID-19: testing by laboratory

Data through Apr 12, 2021 verified as of Apr 13, 2021 at 09:25 AM

Data in this report are provisional and subject to change.

The numbers in the table below represent the number of Florida and non-Florida residents for whom test results were received by the Department of Health. A person can be tested by more than one laboratory and can have both positive and negative results. **Therefore, the sum of the numbers in each column will be larger than the total number of people tested.**

Reporting lab	Inconclusive	Negative	Positive	Percent positive	Total
AUBURN COMMUNITY HOSPITAL		17	2	11%	19
Floral Health and Rehabilitation, LLC		18	1	5%	19
GRACE WELLNESS CENTER		8	11	58%	19
AURORA DIAGNOSTICS		6	12	67%	18
COLLEGE POINT URGENT CARE		15	3	17%	18
MOORINGS PARK OAKSTONE AT GREY OAKS		17	1	6%	18
ENCORE AT BOCA RATON, THE			18	100%	18
PRATTVILLE BAPTIST HOSPITAL		14	4	22%	18
HARTFORD HOSPITAL ANCILLARY LAB		17	1	6%	18
ADVENT HEALTH - WINTER HAVEN		8	10	56%	18
TENDER CARE ALF		18			18
CABOT RESERVE ON THE GREEN		18			18
BROOKDALE ST AUGUSTINE		1	17	94%	18
BRONSON FIRE DEPARTMENT		18			18
MINUTECLINIC #8699		14	4	22%	18
MI CASA DORADA ASSISTED LIVING FACILIT		18			18
ENCOMPASS HEALTH REHABILITATION		16	2	11%	18
FORT HAMILTON URGENT CARE		18			18
CVS MINUTE CLINIC DIAGNOSTIC OF TN #6044		16	2	11%	18
CITY OF LAKE MARY EMPLOYEE HEALTH CENTER		16	2	11%	18
VALLEY IMMEDIATE CARE		16	2	11%	18
URGENT CARE AT LONGWOOD			18	100%	18
WALGREEN EASTERN CO, INC		18			18
MC DIAGNOSTIC OF CONNECTICUT, PC #775		17	1	6%	18
AURORA UNIVERSITY WELLNESS CENTER		18			18
CRANES VIEW LODGE			18	100%	18
MEDEXPRESS URGENT CARE, MOON TOWNSHIP		17	1	6%	18
PEPIN ACADEMIES-PASCO		18			18
PPD - IXLAYER		17	1	6%	18
ASHRAF MEDICAL GROUP PLLC DBA PULSE M		17	1	6%	18
ASCENSION ST VINCENT'S PRIMARY CARE		1	17	94%	18
BAY COUNTY HEALTH DEPARTMENT		14	4	22%	18
ST CATHERINE OF SIENA HOSPITAL		16	2	11%	18
CORNER OAK ESTATE LLC		18			18
IONA COLLEGE HEALTH & WELLNESS CENTER		18			18
STAT MEDICAL CLINIC III INC		12	6	33%	18
OSCEOLA ALF OPERATOR, LLC DBA□		18			18
MINUTECLINIC, LLC #1586		13	5	28%	18
GRAND AVE PHARMACY		1	17	94%	18
MINUTECLINIC DIAGNOSTIC OF TEXAS LLC		16	2	11%	18
MARION COUNTY HEALTH DEPARTMENT		17	1	6%	18
MAIMONIDES MEDICAL CENTER		15	3	17%	18
ROBERT WOOD JOHNSON UNIVERSITY HOSP		16	2	11%	18
GENERAL INTERNAL MEDICINE MEDICAL CTR CLINIC		13	5	28%	18
ADVENTHEALTH MEDICAL GROUP PEDIATRICS AT		4	14	78%	18
ADVENTIST HEALTH SYSTEM		16	2	11%	18
THE CANOPY AT HARPER LAKE	1		17	94%	18

# COVID-19: testing by laboratory

Data through Apr 12, 2021 verified as of Apr 13, 2021 at 09:25 AM

Data in this report are provisional and subject to change.

The numbers in the table below represent the number of Florida and non-Florida residents for whom test results were received by the Department of Health. A person can be tested by more than one laboratory and can have both positive and negative results. **Therefore, the sum of the numbers in each column will be larger than the total number of people tested.**

Reporting lab	Inconclusive	Negative	Positive	Percent positive	Total
INTERMOUNTAIN CENTRAL LAB		1	17	94%	18
MINUTECLINIC DIAGNOSTIC OF MICHIGAN PC		17	1	6%	18
XPRESS WELLNESS URGENT CARE			18	100%	18
WESTPAC LABS INC	1	7	10	56%	18
107TH PLACE GROUP HOME		18			18
TPCA CLINICAL LABORATORIES		15	3	17%	18
ST ANTHONY'S HOSP PATIENT CARE SERVICE			18	100%	18
MINUTECLINIC DIAGNOSTIC OF TN PC #566		14	4	22%	18
MADISON CORE LABORATORIES		17	1	6%	18
MEDEXPRESS URGENT CARE - TIMBERLAKE		16	2	11%	18
CITY OF CLEARWATER EMPLOYEE HEALTH CENTER		7	11	61%	18
MINUTECLINIC DIAGNOSTIC OF RHODE ISLAND, LLC #590		17	1	6%	18
LPG PRIMARY CARE AT COLONIAL CENTER DRIVE		16	2	11%	18
UM MILLER SCHOOL OF MEDICINE			18	100%	18
MAITLAND PRIMARY CARE		9	9	50%	18
YUSRA MEDICAL ASSOCIATES PA		14	3	18%	17
DOC PAM PA		16	1	6%	17
BLOUNT MEMORIAL HOSPITAL		14	3	18%	17
ADVENTHEALTH MEDICAL GROUP		12	5	29%	17
URGENT CARE OF NEW YORK		16	1	6%	17
ABC PEDIATRICS OF PORT ST LUCIE		15	2	12%	17
MINUTECLINIC, LLC, #4160		13	4	24%	17
CARE NOW, INC		13	4	24%	17
FAST PACE MEDICAL CLINIC PLLC		15	2	12%	17
MD PLUS URGENT CARE, LLC			17	100%	17
KIDSWOOD PEDIATRICS CORP		6	11	65%	17
UVMC MICROBIOLOGY		16	1	6%	17
ALBIBI		1	16	94%	17
UNIVERSITY OF ALABAMA - FUNGAL REFERENCE LABORATORY		12	5	29%	17
ST JOSEPH HOSPITAL		16	1	6%	17
RESOLVE MOLECULAR DIAGNOSTICS		13	4	24%	17
MARCO DRUGS AND COMPOUNDING		13	4	24%	17
ESTATES MEDICAL CENTER INC		4	13	76%	17
WALGREENS_COCONUT CREEK		13	4	24%	17
INN AT LAKE SEMINOLE SQUARE, THE		17			17
INTEGRATED FAMILY MEDICAL CENTER			17	100%	17
AVALON FAMILY RESORT ASSISTED LIVING LLC		17			17
PARRISH HEALTH CENTER		14	3	18%	17
GENETIC TECHNOLOGICAL INNOVATIONS			17	100%	17
HEALTHCARE NOW			17	100%	17
CITY OF SANFORD EMPLOYEE HEALTH AND		16	1	6%	17
DIEGO FALLON MD PA		6	11	65%	17
MINUTE-CLINIC DIAGNOSTIC OF VIRGINIA		14	3	18%	17
UC HEALTH UNIVERSITY HOSPITAL		14	3	18%	17
MEDEXPRESS URGENT CARE - SEMINOLE SQUA		15	2	12%	17
CARESPOT EXPRESS HEALTHCARE			17	100%	17
FRUITVILLE URGENT CARE			17	100%	17

# COVID-19: testing by laboratory

Data through Apr 12, 2021 verified as of Apr 13, 2021 at 09:25 AM

Data in this report are provisional and subject to change.

The numbers in the table below represent the number of Florida and non-Florida residents for whom test results were received by the Department of Health. A person can be tested by more than one laboratory and can have both positive and negative results. **Therefore, the sum of the numbers in each column will be larger than the total number of people tested.**

Reporting lab	Inconclusive	Negative	Positive	Percent positive	Total
UNIVERSITY LAB			17	100%	17
LAKELAND HILLS CENTER		10	7	41%	17
PRIMARY CARE WALK IN CLINIC PLLC			17	100%	17
MASSACHUSETTS GENERAL HOSPITAL		1	16	94%	17
MC DIAGNOSTIC OF CONNECTICUT, PC #1960		17			17
URGENT CARE WEST CLINIC		14	3	18%	17
LYNN KEEFE, MD PEDIATRICS		14	3	18%	17
CVS NC4165POCT BREVARD		11	6	35%	17
MINUTE CLINIC		1	16	94%	17
BAY BREEZE HEALTH AND REHABILITATION CENTER		9	8	47%	17
WELLINGTON FAMILY PRACTICE		13	4	24%	17
MINUTE CLINIC DIAGNOSTIC OF TN PC #64		16	1	6%	17
COAST MED URGENT CARE		16	1	6%	17
FIRST CHOICE PEDIATRICS WINTER SPRINGS		12	5	29%	17
BROOKDALE CROWN POINT			17	100%	17
ST AUGUSTINE PLANTATION		1	15	94%	16
TGH URGENT CARE – WESLEY CHAPEL			16	100%	16
CLEVELAND CLINIC			16	100%	16
MORTON PLANT MEASE			16	100%	16
STARLING AT NOCATEE			16	100%	16
OKEECHOBEE HEALTHCARE FACILITY			16	100%	16
FLORIDA MEDICAL ASSOCIATES LLC		9	7	44%	16
TMH FSU RAPID LABORATORY		2	14	88%	16
Lab MSMC Hialeah			16	100%	16
KIMBERLY J HENDERSON MD PC		15	1	6%	16
NOVANT HEALTH GOHEALTH URGENT CARE-HARRISBURG		8	8	50%	16
PANAMA CITY VITAS HOSPICE		16			16
URGENT CARE & FAMILY PRACTICE CENTER			16	100%	16
NORTHWEST FLORIDA SLEEP		1	15	94%	16
MIRIMUS INC		1	15	94%	16
J AND J VISTAKON EMPLOYEE HEALTH CENTER		15	1	6%	16
HUDSON VALLEY HOSPITAL CENTER LABORATORY		15	1	6%	16
GAMMA DIAGNOSTIC LAB LLC			16	100%	16
ADVENT HEALTH - ZEPHYRHILLS			16	100%	16
URGENT CARE CLINIC OF LINCOLN		14	2	13%	16
JS HEALTHCARE INC		16			16
MILLENNIUM PHYSICIAN GRP LLC NAPLES PINE RIDGE			16	100%	16
HEALTH CENTRAL HOSPITAL			16	100%	16
CLINIC OF PEDIATRICS & GI MEDICINE INC		1	15	94%	16
UNAVAILABLE/UNKNOWN/NO INFORMATION FOUND			16	100%	16
EAR NOSE & THROAT ASSOCIATES OF MANATEE PA		16			16
SRMC AVALON		9	7	44%	16
MEDEXPRESS URGENT CARE LEWISBURG		15	1	6%	16
UNIVERSITY OF MIAMI MILLER SCHOOL			16	100%	16
BONIFAY NURSING AND REHABILITATION CENTER			16	100%	16
SEBRING PEDIATRICS LLC			16	100%	16
HODGES CLUSTER		2	14	88%	16

# COVID-19: testing by laboratory

Data through Apr 12, 2021 verified as of Apr 13, 2021 at 09:25 AM

Data in this report are provisional and subject to change.

The numbers in the table below represent the number of Florida and non-Florida residents for whom test results were received by the Department of Health. A person can be tested by more than one laboratory and can have both positive and negative results. **Therefore, the sum of the numbers in each column will be larger than the total number of people tested.**

Reporting lab	Inconclusive	Negative	Positive	Percent positive	Total
SOMA MEDICAL CENTER PA			16	100%	16
FAST TRACK URGENT CARE CENTER - TYRONE			16	100%	16
MEDEXPRESS URGENT CARE - ROBINSON TWP, STEUBENVILLE PIKE		14	2	13%	16
MONTEFIORE ST LUKE'S CORNWALL HOSPITAL		12	4	25%	16
PRO HEALTH FAMILY PHYSICIANS, NYSTROM		16			16
ALL FLORIDA FAMILY & SPORTS MEDICINE		15	1	6%	16
TINA'S ASSISTED LIVING FACILITY CORP		16			16
CRUCIAL CARE		10	6	38%	16
GRADY HEALTH SYSTEM		16			16
XERA MED RESEARCH			16	100%	16
RICH STREET GROUP HOME		9	7	44%	16
KETAMINE HEALTH CENTERS AT BONITA SPRINGS, LLC		16			16
MEDICINE AT LONGWOOD		16			16
DR PHILLIPS MEDICAL WELLNESS CENTER		13	3	19%	16
DAVITA DIALYSIS		4	12	75%	16
SUFFRIDGE DRIVE GROUP HOME		16			16
LAKEWOOD RANCH MEDICAL CENTER CLINICAL LAB			16	100%	16
NORTHWEST FLORIDA ENT, PA		5	11	69%	16
BVL PEDIATRICS		14	2	13%	16
MINUTECLINIC, LLC, DBA MINUTECLINIC #6		14	2	13%	16
VENICE URGENT CARE – GULF COAST			16	100%	16
MINUTECLINIC, LLC #4507		14	2	13%	16
INTERNAL MEDICINE ASSOCIATES & SPECIALTIES INC		15	1	6%	16
MINUTE CLINIC DIAGNOSTIC OF SOUTH CAROLINA		12	4	25%	16
LAKE BUTLER HOSPITAL		16			16
PRESBYTERIAN MEDICAL SERVICES		16			16
COMMUNITY HEALTH OF SOUTH FLORIDA INC			16	100%	16
CALLAWAY CLINIC		11	5	31%	16
MINNEOLA PLACE A HOMEBRIDGE COMMUNITY		16			16
YORKVILLE PEDIATRIC URGENT CARE		16			16
PROMEDICA LABORATORIES		11	5	31%	16
LPG PRIMARY CARE AT MATTHEW DRIVE		16			16
JOSEPH MIGNOGNA		13	3	19%	16
EMORY CRAWFORD LONG HOSPITAL LABORATOR		14	2	13%	16
GOOD SAMARITAN SOCIETY		16			16
BERGEN NEW BRIDGE M		14	2	13%	16
CVS TX8321POCT MCKINNEY		15			15
PREMIER LABORATORY SERVICES, LLC		5	10	67%	15
INDIANA STATE DEPARTMENT OF HEALTH		1	14	93%	15
HAVEN HOSPICE IN CHIEFLAND		9	6	40%	15
WALK IN URGENT CARE			15	100%	15
MINUTE CLINIC LLC #5733		15			15
BIOREFERENCE LABORATORIES		5	10	67%	15
GUIDEWELL EMERGENCY MEDICINE DOCTORS LLC #33		8	7	47%	15
MINUTECLINIC DIAGNOSTIC OF TN PC #6415		11	4	27%	15
MIAMI BEACH MEDICAL GROUP LLC			15	100%	15
NOVALIFE MEDSPA			15	100%	15

# COVID-19: testing by laboratory

Data through Apr 12, 2021 verified as of Apr 13, 2021 at 09:25 AM

Data in this report are provisional and subject to change.

The numbers in the table below represent the number of Florida and non-Florida residents for whom test results were received by the Department of Health. A person can be tested by more than one laboratory and can have both positive and negative results. **Therefore, the sum of the numbers in each column will be larger than the total number of people tested.**

Reporting lab	Inconclusive	Negative	Positive	Percent positive	Total
LILY'S PROMISE AL#12775		15			15
OAKMONTE VILLAGE OF DAVIE			15	100%	15
MINUTECLINIC DIAGNOSTIC OF VIRGINIA, LLC #1416		14	1	7%	15
Astoria Health and Rehab		15			15
BAYA URGENT CARE LLC		1	14	93%	15
BAPTIST MEDICAL CENTER EAST		11	4	27%	15
MINUTECLINIC DIAGNOSTIC OF SC, LLC #2		13	2	13%	15
CARDIOTHORACIC SURGERY OF HYDE PARK			15	100%	15
FAMILY CARE			15	100%	15
FLORIDA DEPARTMENT OF HEALTH IN HILLSBOROUGH COUNTY		1	14	93%	15
TREEHOUSE PEDIATRICS		14	1	7%	15
ORLANDO HEALTH		2	13	87%	15
OPIS ISLAND LAKE CENTER		13	2	13%	15
OPTIONS FOR SENIORS INC DBA PALM KREST MANOR		12	3	20%	15
HAWTHORNE INN OF LAKELAND		15			15
BESSENT ROAD GROUP HOME		15			15
CARENOW URGENT CARE-DONELSON		12	3	20%	15
GNT ASSOCIATES		14	1	7%	15
GRAND VILLA OF SARASOTA		14	1	7%	15
MEDEXPRESS URGENT CARE - LAFAYETTE		14	1	7%	15
UNIVERSITY HOSPITAL UC HEALTH		11	4	27%	15
MINUTECLINIC INCORPORATE, LLC		12	3	20%	15
PATHLINE			15	100%	15
BRYAN WHITFIELD MEMORIAL HOSPITAL		10	5	33%	15
SINAI HOSPITAL OF BALTIMORE		15			15
HUNTINGTON URGENT CARE		14	1	7%	15
DELIVER MY MEDS CORP		15			15
CUSTEAD CARE CENTER HAVEN HOSPICE		12	3	20%	15
SELECT PHYSICIANS ALLIANCE PL		15			15
COMPREHENSIVE CHILDCARE ASSOCIATES		8	7	47%	15
DIATHERIX		13	2	13%	15
HOLLEY-NAVARRE MEDICAL CLINIC		5	10	67%	15
FAMILY CARE CENTER OF ARLINGTON		10	5	33%	15
TELEVISIT MALABAR PEDIATRICS		5	10	67%	15
CVS MINUTE CLINIC DIAGNOSTIC OF WISCONSIN		15			15
MEADOWCREST MOLECULAR DIAGNOSTICS, LLC			15	100%	15
EASTLAKE PEDIATRICS - TRINITY		15			15
CVS NY491POCT JACKSON HEIGHTS		15			15
MEDEXPRESS URGENT CARE- MARYLAND		14	1	7%	15
LONG ISLAND JEWISH VALLEY STREAM		14	1	7%	15
RIVERSIDE MEDICAL GROUP		14	1	7%	15
INFEXIONSHIELD INC.		15			15
MILTON 4707		15			15
HEALTH MED HOME CARE, LLC		15			15
SOMA MEDICAL CENTER, PA #4 FLORIDA MANGO			15	100%	15
NORTHERN WESTCHESTER HOSPITAL LABORATORY		13	2	13%	15
AJU GEORGE MD PA			15	100%	15

# COVID-19: testing by laboratory

Data through Apr 12, 2021 verified as of Apr 13, 2021 at 09:25 AM

Data in this report are provisional and subject to change.

The numbers in the table below represent the number of Florida and non-Florida residents for whom test results were received by the Department of Health. A person can be tested by more than one laboratory and can have both positive and negative results. **Therefore, the sum of the numbers in each column will be larger than the total number of people tested.**

Reporting lab	Inconclusive	Negative	Positive	Percent positive	Total
MEDLAB ASSOCIATES LLC		15			15
PROHEALTH CARE ASSOCIATES MOBILE		12	3	20%	15
SARNO FAMILY PRACTICE		1	13	93%	14
BAPTIST PRIMARY CARE PONTE VEDRA		8	6	43%	14
PT&J REHAB - VILLAGE OF ROYAL PALM BEACH		12	2	14%	14
CVS PHARMACY			14	100%	14
CVS MINUTE CLINIC DIAGNOSTIC PA		10	4	29%	14
FAMILY MEDICINE OF WESTON LLC		6	8	57%	14
LIFE'S SPECIAL MOMENTS INC		14			14
GRACE COMMUNITY PHARMACY		1	13	93%	14
TALLAHASSEE PRIMARY CARE ASSOCIATES PA		12	2	14%	14
CVS MINUTE CLINIC DIAGNOSTIC OF VIRGINIA		14			14
SOUTHEASTERN UNIVERSITY INC		14			14
ST JOSEPH WOMENS HOSPITAL			14	100%	14
MINUTECLINIC DIAGNOSTIC OF TN, PC 6438		12	2	14%	14
MADISON COUNTY HEALTH DEPARTMENT		7	7	50%	14
WALGREENS #07936		13	1	7%	14
PARROTT MEDICAL CLINIC			14	100%	14
ACCESS HOME HEALTH OF FLORIDA LLC		14			14
BOCA SIMON		2	12	86%	14
SOMA MEDICAL CENTER, P.A.			14	100%	14
CVS MINUTE CLINIC, LLC		12	2	14%	14
NORTHWESTERN MEMORIAL HOSPITAL			14	100%	14
FG RAPID RESULTS LLC		8	6	43%	14
SOUTHEASTERN LABORATORY			14	100%	14
ST CLOUD MEDICAL GROUP		12	2	14%	14
Hackensack Umc Mountainside		13	1	7%	14
ORLANDO FAMILY PHYSICIANS INC		10	4	29%	14
QUEENS UNIVERSITY OF CHARLOTTE		14			14
CVS NC2357POCT HUNTERSVILLE		12	2	14%	14
FAMILY PRACTICE ON THE GO		6	8	57%	14
MEDI-DRUG INC		12	2	14%	14
SIGMUND LABS LLC		14			14
ALASKA PUBLIC HEALTH LAB		1	13	93%	14
BROOKLYN HOSPITAL CENTER DOWNTOWN CAMPUS		14			14
CARENOW URGENT CARE-WEST END		9	5	36%	14
STEWART MELBOURNE HOSPITAL, INC	1		13	93%	14
MONTEFIORE MEDICAL CENTER LABORATORIES - WEILER		10	4	29%	14
NTD EUROFINS ATLANTA		14			14
NIGHT OWL PEDIATRICS URGENT CARE			14	100%	14
SARASOTA - ROBERT L TAYLOR COMMUNITY CENTER		1	13	93%	14
TREASURE COAST URGENT & FAMILY CARE			14	100%	14
CVS TN5639POCT FARRAGUT		11	3	21%	14
Terrace of Jacksonville			14	100%	14
TLC FAMILY CARE HOME INC		14			14
SURGERY CENTER OF CORAL GABLES LLC,THE		11	3	21%	14
JOHNS HOPKINS MEDICAL LABORATORIES		1	13	93%	14

# COVID-19: testing by laboratory

Data through Apr 12, 2021 verified as of Apr 13, 2021 at 09:25 AM

Data in this report are provisional and subject to change.

The numbers in the table below represent the number of Florida and non-Florida residents for whom test results were received by the Department of Health. A person can be tested by more than one laboratory and can have both positive and negative results. **Therefore, the sum of the numbers in each column will be larger than the total number of people tested.**

Reporting lab	Inconclusive	Negative	Positive	Percent positive	Total
ALAN L MELOTEK MD		14			14
MINUTECLINIC DIAGNOSTIC OF TN, PC 4992		14			14
ARNOT OGDEN MEDICAL CENTER LABORATORY		14			14
GADSDEN REGIONAL MEDICAL CENTER		14			14
DESOTO HEALTH AND REHAB LLC		9	5	36%	14
POLK CHD BARTOW		13	1	7%	14
HEALTHFIRST ADVENT HEALTH CENTRA CARE COCOA BEACH			14	100%	14
EPIPHANY HEALTH		8	6	43%	14
MELBOURNE FAMILY PRACTICE		12	2	14%	14
CVS NC187POCT CHARLOTTE		13	1	7%	14
LEHIGH VALLEY HOSPITAL		3	11	79%	14
INHEALTH LIFE SCIENCES		6	8	57%	14
PREMIUM HEALTH CARE			14	100%	14
BELLEVUE HOSPITAL CENTER DEPARTMENT		14			14
LUCID DIAGNOSTICS LABS			14	100%	14
MEDLAB INC		14			14
The Evangelical Lutheran Good Samaritan Society		14			14
RIVERSIDE COTTAGES AT THE SHORES, LLC			14	100%	14
MAINSTREET FAMILY SELECT		1	12	92%	13
EAR NOSE AND THROAT ASSOCIATES OF MANATEE, P.A.		10	3	23%	13
SHELBY COUNTY HEALTH CARE CORPORATION		10	3	23%	13
MEDLABS DIAGNOSTICS		11	2	15%	13
NATIONAL GENETICS INST LABCORP		4	9	69%	13
GLENBROOKE AT PALM BAY			13	100%	13
Sunnyside Care Center		13			13
METHODIST MEDICAL CENTER		10	3	23%	13
IN-OFFICE LAB		12	1	8%	13
VILLA OF KINGS AND QUEENS OF DELRAY		13			13
CORAL LANDING ASSISTED LIVING		11	2	15%	13
EFFINGER HEALTH, PA		13			13
CLINICAL LABORATORY SERVICES			13	100%	13
CULINARY INSTITUTE OF AMERICA STUDENT	3	10			13
GULF COAST MEDICAL GROUP		5	8	62%	13
CROSS CARE CENTER			13	100%	13
MC DIAGNOSTIC OF CONNECTICUT, PC # 257		12	1	8%	13
DEVEREUX FLORIDA CHILDRENS CENTER			13	100%	13
MINUTECLINIC DIAGNOSTIC OF RHODE ISLAND		10	3	23%	13
FLORIDA STATE HOSPITAL			13	100%	13
PROMUS DIAGNOSTICS, LLC			13	100%	13
CVS MINUTE CLINIC DIAGNOSTIC OF TN #3293		12	1	8%	13
VALDOSTA FAMILY MEDICINE		1	12	92%	13
PARKWEST MEDICAL CENTER		11	2	15%	13
BENNETT PEDIATRICS		13			13
SOUTHEAST FAMILY HEALTHCARE CENTER			13	100%	13
STATEN ISLAND UNIVERSITY HOSPITAL SEGUINE AVE		12	1	8%	13
DYNAMIC DNA LAB		1	12	92%	13
ST CLOUD COMPOUNDING PHARMACY & WELLNESS CENTER		12	1	8%	13

# COVID-19: testing by laboratory

Data through Apr 12, 2021 verified as of Apr 13, 2021 at 09:25 AM

Data in this report are provisional and subject to change.

The numbers in the table below represent the number of Florida and non-Florida residents for whom test results were received by the Department of Health. A person can be tested by more than one laboratory and can have both positive and negative results. **Therefore, the sum of the numbers in each column will be larger than the total number of people tested.**

Reporting lab	Inconclusive	Negative	Positive	Percent positive	Total
IGENEX INC		13			13
VIGILINT HEALTHCARE		11	2	15%	13
BARRANCO CLINIC,THE	3	9	1	8%	13
ORMOND MEDICAL ARTS		3	10	77%	13
HARBOR CHASE OF JACKSONVILLE			13	100%	13
SUMMIT ATLANTIC SURGERY CENTER		13			13
MINUTECLINIC DIAGNOSTIC OF TN PC #643		10	3	23%	13
ORCHID COVE		3	10	77%	13
MINUTECLINIC DIAGNOSTIC OF NORTH CAROLINA, PC		12	1	8%	13
BAPTIST HEALTH			13	100%	13
AFC URGENT CARE - CEDAR GROVE		11	2	15%	13
MINUTE CLINIC LLC #2775		12	1	8%	13
ROCKLEDGE		3	10	77%	13
URGENT MEDICAL CENTER INC		5	8	62%	13
COVANCE CENTRAL LABORATORY			13	100%	13
MONTEFIORE NYACK HOSPITAL AFFILIATED LABORATORY		12	1	8%	13
MEDEXPRESS URGENT CARE - BENTON HARBOR		13			13
MHHS All Lab Subsection		13			13
THE PLAZA AT PARKSQUARE		13			13
LAKE CO SCHOOLS EMPLOYEE HEALTH & WELLNESS CENTER	1	9	3	23%	13
WORLD WRESTLING ENTERTAINMENT			13	100%	13
CVS MINUTE CLINIC DIAGNOSTIC MED GRP OF CA		13			13
ST MARYS MEDICAL CENTER			13	100%	13
AVENTURA HOSPITAL AND MEDICAL CENTER			13	100%	13
ESCAMBIA COMMUNITY CLINIC		2	11	85%	13
HORIZON MEDICAL GROUP		11	2	15%	13
PHELPS HOSPITAL LABORATORY		11	2	15%	13
WELLMED AT PORT ST LUCIE WEST		9	4	31%	13
BROOKDALE DELAND			13	100%	13
CVS MINUTE CLINIC DIAGNOSTIC OF TEXAS, LLC		10	3	23%	13
RED MOUNTAIN DIAGNOSTICS		13			13
AVALON MEDICAL WALK IN CLINIC			13	100%	13
MINUTE CLINIC OF KANSAS PA		8	5	38%	13
AEGIS MEDICAL GROUP, LLC		13			13
NEW YORK PRESBYTERIAN - LOWER MANHATTAN		13			13
MED TECH SERVICES OF PALM BEACH INC		13			13
LAKELAND REGIONAL HEALTH GRASSLANDS		12	1	8%	13
MEDEXPRESS URGENT CARE - CHRISTIANBURG		8	4	33%	12
URGENT TEAM MANAGEMENT OF TENNESSEE		10	2	17%	12
MI2297090CV HOLLAND-23D2189684		12			12
LIFE CARE OF PORT SAINT LUCIE		3	9	75%	12
ACADIAN DIAGNOSTIC LABORATORIES		8	4	33%	12
ACCENTCARE		12			12
NAPLES GREEN VILLAGE		12			12
LAB UNKNOWN		1	11	92%	12
BROWARD DIALYSIS			12	100%	12
MINUTECLINIC DIAGNOSTIC OF OKLAHOMA		10	2	17%	12

# COVID-19: testing by laboratory

Data through Apr 12, 2021 verified as of Apr 13, 2021 at 09:25 AM

Data in this report are provisional and subject to change.

The numbers in the table below represent the number of Florida and non-Florida residents for whom test results were received by the Department of Health. A person can be tested by more than one laboratory and can have both positive and negative results. **Therefore, the sum of the numbers in each column will be larger than the total number of people tested.**

Reporting lab	Inconclusive	Negative	Positive	Percent positive	Total
ORLANDO FAMILY MEDICAL INC		12			12
MC DIAGNOSTIC OF CONNECTICUT PC #459		12			12
VERO DIAGNOSTICS		11	1	8%	12
ADVENTHEALTH MEDICAL GROUP CARE CLINIC AT		8	4	33%	12
GRAND VILLA OF PALM COAST		12			12
HAVEN HOSPICE			12	100%	12
DAVID LAWRENCE CENTER INC		10	2	17%	12
MAURY REGIONAL HOSPITAL		6	6	50%	12
MERIDIAN AT WATERWAYS, THE		10	2	17%	12
MINUTECLINIC DIAGNOSTIC OF GEORGIA, LL		10	2	17%	12
NORTHSIDE HOSPITAL FORSYTH		10	2	17%	12
WELLSTAR NORTH FULTON HOSPITAL LABORAT		12			12
SONORA QUEST LABORATORIES			12	100%	12
VILLA HEALTH NH LLC		10	2	17%	12
MINUTE CLINIC DIAGNOSTIC OF SC, LLC #42		11	1	8%	12
MEDEXPRESS URGENT CARE CHARLESTON		8	4	33%	12
WALGREENS_PEMBROKE PINES		11	1	8%	12
CONSULATE HEALTH CARE OF PENSACOLA			12	100%	12
CVS TN5601POCT LENOIR CITY		10	2	17%	12
PANCARE HEALTH - WEWA ELEMENTARY			12	100%	12
CARROLL GARDENS URGENT CARE		12			12
MEDEXPRESS URGENT CARE - MONROE		12			12
FHCP-PORT ORANGE		3	9	75%	12
MINUTE CLINIC LLC #5706		10	2	17%	12
GENOTOX LABORATORIES		10	2	17%	12
GENESIS		8	4	33%	12
DEPARTMENT OF PUBLIC HEALTH		12			12
LEON CHD		12			12
WELLMED AT BRANDON REGIONAL		8	4	33%	12
BAYONET POINT HOSPITAL			12	100%	12
CARE FAST MURABELLA		7	5	42%	12
IREPERTOIRE_MOL_LAB		12			12
MERCY MEDICAL CENTER		5	7	58%	12
MEDEXPRESS URGENT CARE - PANTOPS		11	1	8%	12
COLLIER COUNTY HEALTH DEPT.		7	5	42%	12
FAMILY MEDICINE AT LONGWOOD			12	100%	12
GEORGE W FERGUSON MD-CONCIERGE MEDICAL SERVICES PL		11	1	8%	12
MINUTECLINIC, LLC #1492		12			12
GOOD SAMARITAN MEDICAL CENTER			12	100%	12
MIRACLE ALF INC		12			12
CARLOS PORTU MD, PLLC			12	100%	12
ADVENTIST HEALTH SYSTEM FLORIDA DEPT OF HEALTH		7	5	42%	12
WANTAGH URGENT CARE		9	3	25%	12
GLEN OAKS HEALTH AND REHABILITATION CENTER			12	100%	12
MINUTECLINIC DIAGNOSTIC OF ILLINOIS LL		10	2	17%	12
THRIF-T DRUGS INC		10	2	17%	12
CVS MINUTE CLINIC DIAGNOSTIC PA #3060		10	2	17%	12

# COVID-19: testing by laboratory

Data through Apr 12, 2021 verified as of Apr 13, 2021 at 09:25 AM

Data in this report are provisional and subject to change.

The numbers in the table below represent the number of Florida and non-Florida residents for whom test results were received by the Department of Health. A person can be tested by more than one laboratory and can have both positive and negative results. **Therefore, the sum of the numbers in each column will be larger than the total number of people tested.**

Reporting lab	Inconclusive	Negative	Positive	Percent positive	Total
OHIO STATE UNIVERSITY MEDICAL CENTER			12	100%	12
NEMOURS CHILDREN'S URGENT			12	100%	12
WESTERN NEW YORK IMMEDIATE MEDICAL CAR		12			12
MINUTE-CLINIC DIAGNOSTIC OF VIRGINIA, LLC		12			12
SENIOR HOME CARE INC		12			12
DYNAMIC HEALTH CENTERS INC		8	4	33%	12
SUWANNEE COUNTY JAIL		11	1	8%	12
MEYER PEDIATRICS CHTD		11	1	8%	12
CITY OF WEST PALM BEACH EMPLOYEE & FAMILY HEALTH		12			12
APPLE DIAGNOSTICS LAB		5	7	58%	12
MINUTECLINIC, LLC, DBA MINUTECLINIC #2		10	2	17%	12
SAMARITAN MEDICAL CENTER		12			12
SAMARITAN HOSPITAL LABORATORY		11	1	8%	12
THE POTTER'S HOUSE AT CANNON POINT		12			12
BROOKDALE CITRUS			12	100%	12
BRITO MEDICAL CENTER		10	2	17%	12
VIBRANT AMERICA		10	2	17%	12
RICHMOND UNIVERSITY MEDICAL CENTER		10	2	17%	12
WOODLAND TOWERS		6	6	50%	12
FAMILY MEDICINE AT HUNTERS CREEK		12			12
MEDEXPRESS URGENT CARE-ALTOONA		10	2	17%	12
VERITAS RESEARCH CORP			12	100%	12
MINUTECLINIC DIAG OF IND, LLC #6697		12			12
VISTACARE PHARMACY I		10	2	17%	12
TMH PHYSICIAN PARTNERS - MONTICELLO		10	2	17%	12
RUSSELL MEDICAL CENTER		11	1	8%	12
CVS CA9715POCT THOUSAND OAKS		12			12
ST PETER'S UNIVERSITY HOSPITAL		9	3	25%	12
FLORIDA DEPT OF HEALTH		4	8	67%	12
Lady Lake Specialty Care			12	100%	12
PALATKA VA CBOC		11	1	8%	12
MINUTECLINIC, LLC, DBA MINUTECLINIC #6106		10	2	17%	12
FLORIDA DEPARTMENT OF HEALTH WASHINGTON COUNTY		7	5	42%	12
KIDS CARE PEDIATRICS PA			12	100%	12
CURATIVE		1	10	91%	11
CVS HEALTH MINUTE CLINIC		1	10	91%	11
ELITE HOME HEALTH SERVICES		11			11
St Joseph's Hospital & Medical Center		10	1	9%	11
WALGREEN #6538		11			11
MISSOURI DEPARTMENT OF HEALTH AND SENIOR SERVICES			11	100%	11
WATSON HEALTHCARE		8	3	27%	11
MEDEXPRESS URGENT CARE MONACA		11			11
PRIME MEDICAL CARE, LLC		11			11
ATMORE NURSING CENTER		10	1	9%	11
LAKEVIEW HEALTH SYSTEMS			11	100%	11
DMH STEINHATCHEE FAMILY MEDICINE		8	3	27%	11
HNL LAB MEDICINE		8	3	27%	11

# COVID-19: testing by laboratory

Data through Apr 12, 2021 verified as of Apr 13, 2021 at 09:25 AM

Data in this report are provisional and subject to change.

The numbers in the table below represent the number of Florida and non-Florida residents for whom test results were received by the Department of Health. A person can be tested by more than one laboratory and can have both positive and negative results. **Therefore, the sum of the numbers in each column will be larger than the total number of people tested.**

Reporting lab	Inconclusive	Negative	Positive	Percent positive	Total
COLLIER HMA PHYSICIAN MANAGEMENT, LLC		2	9	82%	11
UNIVERSITY OF MIAMI MILLER SCHOOL OF MEDICINE			11	100%	11
REDMED CLINIC OF ARLINGTON		10	1	9%	11
MEDICAL CENTER AFFILIATES WEST PALM			11	100%	11
CLAYMED OF NORTH FLORIDA			11	100%	11
Rosewood Healthcare and Rehabilitation Center		5	6	55%	11
PHYSICIANS REGIONAL MEDICAL CTR - COLLIER BLVD			11	100%	11
WINTER PARK CARE AND REHABILITATION			11	100%	11
PINELLAS COUNTY HEALTH DEPARTMENT		2	9	82%	11
CLEVELAND TENNESSEE HOSPITAL COMPANY		10	1	9%	11
ST LUKES ROOSEVELT LABORATORY		9	2	18%	11
AIM LABORATORIES			11	100%	11
MINUTECLINIC, LLC, MINUTECLINIC #7637		9	2	18%	11
CENTRAL JERSEY URGENT CARE OF EATONTOW		10	1	9%	11
HIRAM COLLEGE HEALTH CENTER (ABBOTT)		11			11
MINUTECLINIC LLC (1435)		10	1	9%	11
CVS HEALTH, #2043		11			11
SUNCOAST COMMUNITY HEALTH CENTERS INC		2	9	82%	11
MINUTECLINIC DIAGNOSTIC OF VIRGINIA		11			11
VIRTUA WEST JERSEY HOSPITAL VOORHEES		9	2	18%	11
NORTH OKALOOSA PHYSICIAN GROUP		10	1	9%	11
UNIVERSITY CENTRA CARE		10	1	9%	11
CVS MINUTE CLINIC DIAGNOSTIC OF TEXAS,LLC		9	2	18%	11
CVS MINUTE CLINIC DIAG OF IND, LLC #6549		11			11
MEDEXPRESS URGENT CARE-LATROBE		10	1	9%	11
MINUTECLINIC DIAGNOSTIC OF MAINE, LLC		9	2	18%	11
ASSOCIATES IN MEDICINE		7	4	36%	11
UNIVERSITY HOSPITALS OF CLEVELAND		6	5	45%	11
MINUTECLINIC DIAGNOSTIC OF TN PC #240		9	2	18%	11
ALACHUA			11	100%	11
CROSSROADS URGENT CARE, PLLC		11			11
LONGWOOD PEDIATRICS LLC			11	100%	11
MINUTECLINIC DIAGNOSTIC OF NEW JERSEY,		10	1	9%	11
CVS CA9165POCT SAN DIEGO		11			11
PASSPORT HEALTH			11	100%	11
ILLINOIS DEPT OF PUBLIC HEALTH LAB - SPRINGFIELD			11	100%	11
CREATIVE TESTING SOLUTIONS		4	7	64%	11
45TH 1		11			11
Solaris Healthcare Pensacola			11	100%	11
BIOTECH CLINICAL LABORATORIES, INC.		1	10	91%	11
BOCA RATON REGIONAL HOSPITAL LAB			11	100%	11
ASSOCIATES MD CYPRESS CREEK			11	100%	11
GUIDANCE / CARE CENTER, INC		11			11
STUYVESANT URGENT CARE		11			11
MEDEXPRESS URGENT CARE - WINCHESTER GATEWAY		9	2	18%	11
BRIDGE DIAGNOSTICS			11	100%	11
TGH URGENT CARE - WESTCHASE			11	100%	11

# COVID-19: testing by laboratory

Data through Apr 12, 2021 verified as of Apr 13, 2021 at 09:25 AM

Data in this report are provisional and subject to change.

The numbers in the table below represent the number of Florida and non-Florida residents for whom test results were received by the Department of Health. A person can be tested by more than one laboratory and can have both positive and negative results. **Therefore, the sum of the numbers in each column will be larger than the total number of people tested.**

Reporting lab	Inconclusive	Negative	Positive	Percent positive	Total
SEMORAN FAMILY HEALTH LLC		10	1	9%	11
ALCOVE ASSISTED LIVING FACILITY		11			11
MEDEXPRESS URGENT CARE - SALEM		7	4	36%	11
MINUTECLINIC DIAGNOSTIC OF PA, LLC (1036)		9	2	18%	11
METHODIST HOSPITAL			11	100%	11
VITAS HEALTH INC		5	6	55%	11
HEALTH NETWORK LABORATORIES		7	4	36%	11
APPALACHIAN REGIONAL HEALTHCARE SYSTEM		10	1	9%	11
THE TERRACE OF SAINT CLOUD		9	2	18%	11
CVS GA2108POCT NORCROSS		8	3	27%	11
JOHN W NORRIS III MD PA	1		10	91%	11
PALM BEACH PATHOLOGY		9	2	18%	11
MC DIAGNOSTIC OF CONNECTICUT , PC # 3		9	2	18%	11
TROPICANA		5	6	55%	11
Signature Healthcare of Savannah		11			11
MINUTE CLINIC LLC #6765		11			11
MINUTECLINIC, LLC #244		10	1	9%	11
CVS MINUTE CLINIC DIAGNOSTIC		10	1	9%	11
WELLMED AT SOUTH PARSONS		9	2	18%	11
MINUTECLINIC, LLC #1470		10	1	9%	11
ORANGE PARK PEDIATRIC ASSOCIATES		1	10	91%	11
JBSA-SAM HOUSTON			11	100%	11
ST. PETERSBURG PEDIATRICS			11	100%	11
MOUNT DORA PEDIATRICS		9	2	18%	11
CARINGTON MANOR		11			11
KIDSVILLE PEDIATRICS			11	100%	11
GENOPTIX MEDICAL LABORATORY		10	1	9%	11
MINUTECLINIC DIAGNOSTIC OF NEW MEXICO		11			11
MONROE COUNTY HOSPITAL		8	3	27%	11
MINUTECLINIC DIAGNOSTICS OF IND, LLC		11			11
CARENOW URGENT CARE-HERMITAGE		7	4	36%	11
CAN COMMUNITY HEALTH, INC		10	1	9%	11
UMHC/SYLVESTER AT KENDALL		1	10	91%	11
MEDEXPRESS URGENT CARE - MAPLE DRIVE		10	1	9%	11
TELEVISIT PALM BAY FAMILY PRACTICE		9	2	18%	11
St. Annes Nursing Center, St. Annes Residence, Inc.		11			11
AZALEA HEALTH		2	9	82%	11
PRIMECARE ACQUISITION FAMILY PRACTICE INC		11			11
NIGHT LITE PEDIATRICS CENTER, LLC		1	10	91%	11
LANE PEDIATRICS PA		1	10	91%	11
MEDEXPRESS URGENT CARE PARKERSBURG		8	2	20%	10
BLOOMIN BRANDS WELLNESS CENTER		9	1	10%	10
MEDICAL LABORATORY DIAGNOSTICS			10	100%	10
VETERNANS ADMINISTRATION			10	100%	10
VA Primary Care Clinic at Meharry		9	1	10%	10
ARBORS OF GULF BREEZE, THE		8	2	20%	10
PRORENATA LABS		2	8	80%	10

# COVID-19: testing by laboratory

Data through Apr 12, 2021 verified as of Apr 13, 2021 at 09:25 AM

Data in this report are provisional and subject to change.

The numbers in the table below represent the number of Florida and non-Florida residents for whom test results were received by the Department of Health. A person can be tested by more than one laboratory and can have both positive and negative results. **Therefore, the sum of the numbers in each column will be larger than the total number of people tested.**

Reporting lab	Inconclusive	Negative	Positive	Percent positive	Total
DES PLAINES CLINICAL LAB		3	7	70%	10
Westchester General Hospital			10	100%	10
LAKE BALDWIN CBOC		9	1	10%	10
NEW HAMPSHIRE DEPARTMENT OF HEALTH AND HUMAN SERVICES		3	7	70%	10
KEY WEST URGENT CARE, INC		3	7	70%	10
FAMILY HEALTH CENTER AT PORT ST JOHN		4	6	60%	10
MINUTECLINIC DIAGNOSTIC OF ILLINOIS		8	2	20%	10
HCR MANORCARE		10			10
ACCESS PHARMACY		10			10
ONEIDA HEALTHCARE CENTER		8	2	20%	10
UNIVERSITY MEDICAL CENTER		8	2	20%	10
HIGH TOWER ALF LLC		9	1	10%	10
ISLAND COAST PEDIATRICS IN-HOUSE LAB		10			10
MINUTE CLINIC DIAGNOSTIC OF NORTH CAROLINA		10			10
KR AT COLLEGE HARBOR		10			10
SANDGATE GARDENS REHAB & NURSING CENTER		3	7	70%	10
OKLAHOMA STATE DEPARTMENT OF HEALTH-PUBLIC HEALTH LABORATORY			10	100%	10
MC DIAGNOSTIC OF CONNECTICUT, PC #1043		10			10
WINKLER COURT□		9	1	10%	10
NORTHEAST GEORGIA MEDICAL CENTER		10			10
CITY OF TALLAHASSEE		10			10
PBC PREMIER FAMILY HEALTH			10	100%	10
JOHNS HOPKINS ALL CHILDRENS			10	100%	10
MINUTECLINIC DIAGNOSTIC OF MINNESOTA		10			10
NATURE COAST REGIONAL MEDICAL CENTER		1	9	90%	10
GILCHRIST COUNTY FIRE DEPARTMENT		4	6	60%	10
VITALANT		1	9	90%	10
VASCONCELLO COHEN MD PA		9	1	10%	10
NOT INDICATED		1	9	90%	10
MINUTE CLINIC, LLC #4650		9	1	10%	10
PANCARE HEALTH - VERNON ELEMENTARY			10	100%	10
Crestwood Nursing Center		7	3	30%	10
ADVENTHEALTH MEDICAL GROUP PEDIATRIC & ADOLESCENT		9	1	10%	10
BELLE GLADES HEALTH CLINIC			10	100%	10
THE MARY IMOGENE BASSETT HOSPITAL		10			10
MEDEXPRESS URGENT CARE - BEECH GROVE		9	1	10%	10
CHRISTUS ST VINCENT LABORATORY - ZIA		10			10
PHASE2 LABS	2	6	2	20%	10
MINUTE CLINIC LLC # 2033		9	1	10%	10
COMMUNITY HEALTH CENTER		2	8	80%	10
CHEMISYS LABORATORIES		2	8	80%	10
AMERICAN HOUSE FORT MYERS		10			10
MOLECULAR PATHOLOGY LABORATORY			10	100%	10
CVS PA6902POCT BRYN MAWR		8	2	20%	10
GLADES COUNTY DETENTION CENTER		1	9	90%	10
MINUTECLINIC DIAGNOSTIC OF TN, PC 6304		8	2	20%	10
LAKE NONA MEDICAL SERVICES		3	7	70%	10

# COVID-19: testing by laboratory

Data through Apr 12, 2021 verified as of Apr 13, 2021 at 09:25 AM

Data in this report are provisional and subject to change.

The numbers in the table below represent the number of Florida and non-Florida residents for whom test results were received by the Department of Health. A person can be tested by more than one laboratory and can have both positive and negative results. **Therefore, the sum of the numbers in each column will be larger than the total number of people tested.**

Reporting lab	Inconclusive	Negative	Positive	Percent positive	Total
SOMA MEDICAL CENTER PA #4			10	100%	10
SAVANNAH MANOR ASSISTED LIVING COMMUNITY			10	100%	10
CVS SC4286POCT EASLEY		4	6	60%	10
MINUTE-CLINIC DIAGNOSTIC OF VIRGINIA, LLC #2003		7	3	30%	10
FLEMING ISLAND CENTER FOR CLINICAL RESEARCH		10			10
MINUTECLINIC, LLC #4682		5	5	50%	10
MEDEXPRESS URGENT CARE - WASHINGTON		8	2	20%	10
MAINSTREET FAMILY CARE			10	100%	10
MEDEX REGIONAL LABORATORIES LLC		1	9	90%	10
KEY TRAINING CENTER			10	100%	10
ST VINCENT'S ST CLAIR		7	3	30%	10
FLORIDA CLINICAL LAB		1	9	90%	10
Avalon Healthcare and Rehabilitation Center			10	100%	10
CVS TN2179POCT MURFREESBORO		9	1	10%	10
TENNESSEE DEPARTMENT OF HEALTH (TDH) - CENTRAL LABORATORY		2	8	80%	10
BERRYHILL MANOR		10			10
MINUTECLINIC DIAGNOSTIC OF NORTH CAROLINA PC #5341		7	3	30%	10
ALBION COLLEGE (ABBOTT)		10			10
BROWARD HEALTH CARE			10	100%	10
BENSONHURST URGENT CARE		9	1	10%	10
Manor Care of Dunedin		7	3	30%	10
URGENT CARE CENTER AT PINNACLE		4	6	60%	10
BEAUMONT LABORATORY			10	100%	10
ATHENS VETERINARY DIAGNOSTIC LABORATOR		10			10
CVS PA1671POCT LANCASTER		10			10
SUPERIOR RESIDENCES OF CLERMONT		2	8	80%	10
UF HEALTH		1	9	90%	10
WALGREENS #05625		8	2	20%	10
ORLANDO MEDICAL CENTER PL		1	9	90%	10
NORTON HEALTHCARE			10	100%	10
CVS SC7334POCT LEXINGTON		9	1	10%	10
CVS MINUTE CLINIC, LLC #22		9	1	10%	10
BETH ISRAEL MEDICAL CENTER LABS		9	1	10%	10
CARENOW URGENT CARE - EAST NASHVILLE		8	2	20%	10
MOSOLF PEDIATRICS			10	100%	10
NEW JERSEY DEPARTMENT OF HEALTH COMMUNICABLE DISEASE SERVICE		3	7	70%	10
DOCTORS EXPRESS OF ST PETERSBURG		1	9	90%	10
CVS NC7051POCT WAKE FOREST		10			10
PALM BEACH CDH - DELRAY BEACH			10	100%	10
DOMINICAN COLLEGE STUDENT HEALTH CENTE		8	2	20%	10
VENICE GREEN VILLAGE		3	7	70%	10
CVS TX8351POCT BEAUMONT		9	1	10%	10
CORONA PATHOLOGY		10			10
LUXOR SCIENTIFIC LLC		1	9	90%	10
MEDEXPRESS URGENT CARE-KATY		7	3	30%	10
MARQUESA MEDICAL		8	2	20%	10
CBC LAB		3	7	70%	10

# COVID-19: testing by laboratory

Data through Apr 12, 2021 verified as of Apr 13, 2021 at 09:25 AM

Data in this report are provisional and subject to change.

The numbers in the table below represent the number of Florida and non-Florida residents for whom test results were received by the Department of Health. A person can be tested by more than one laboratory and can have both positive and negative results. **Therefore, the sum of the numbers in each column will be larger than the total number of people tested.**

Reporting lab	Inconclusive	Negative	Positive	Percent positive	Total
CVS SC7556POCT WEST COLUMBIA		9	1	10%	10
MC DIAGNOSTIC OF CONNECTICUT, PC #1966		10			10
MINUTECLINIC DIAGNOSTIC OF NEW JERSEY, LLC # 7069		10			10
CVS CA9113POCT CHULA VISTA		10			10
EMERGENCY MEDICAL CENTER		4	6	60%	10
ANY LAB TEST NOW INC			10	100%	10
BROOKDALE PANAMA CITY		9	1	10%	10
LAWRENCE TECHNOLOGICAL UNIVERSITY		10			10
ALABAMA DEPARTMENT OF PUBLIC HEALTH		1	9	90%	10
ORLANDO HEALTH PHYSICIAN ASSOCIATES		4	6	60%	10
PLYMOUTH HARBOR INCORPORATED		9	1	10%	10
RPC@HODGES		2	8	80%	10
TIFT REGIONAL HEALTH SYSTEM, INC		10			10
CHILDREN'S HEALTHCARE OF ATLANTA/EGLESTON		10			10
MEDEXPRESS URGENT CARE - FAYETTEVILLE		8	2	20%	10
BEAUMONT EMERGENCY CENTER			9	100%	9
HEALTH AND WELLNESS CENTER		1	8	89%	9
ROSECASTLE			9	100%	9
PALM BAY URGENT CARE PL		1	8	89%	9
CITYMD		1	8	89%	9
ILLINOIS DEPARTMENT OF PUBLIC HEALTH		1	8	89%	9
SOUTH FLORIDA ENT ASSOCIATES, INC			9	100%	9
MIAMI COMPREHENSIVE MEDICINE GROUP PA		4	5	56%	9
MINUTECLINIC DIAGNOSTIC MED GRP OF CA		8	1	11%	9
NORTHSIDE HOSPITAL		2	7	78%	9
WELLSTAR COBB HOSPITAL		8	1	11%	9
Sunset Lake Health and Rehabilitation Center		8	1	11%	9
NORTHWEST FLORIDA COMMUNITY HOSPITAL LABORATORY		8	1	11%	9
DIXITKUMAR N MODI MD PA			9	100%	9
LAKE NONA MEDICAL SERVICE LLC		9			9
MINUTECLINIC DIAGNOSTIC OF TN PC #5671		5	4	44%	9
ENCOMPASS HOME HEALTH OF THE SOUTHEAST LLC		9			9
MEDEXPRESS URGENT CARE - FORT WORTH S		8	1	11%	9
Atlanta VAMC		6	3	33%	9
CVS NJ617POCT CEDAR GROVE		8	1	11%	9
THOMAS JEFFERSON UNIVERSITY HOSPITAL		4	5	56%	9
CVS DC1340POCT WASHINGTON		9			9
IMMUNOGENOMICS LLC		6	3	33%	9
LOREY ALF		9			9
MINUTECLINIC DIAGNOSTIC OF TN PC #242		6	3	33%	9
MINUTE CLINIC LLC #1448		8	1	11%	9
ACCESS CARE MEDICAL GROUP LLC		2	7	78%	9
CVS MO8590POCT KANSAS CITY		5	4	44%	9
CHILDREN'S HEALTH CENTER INC.		7	2	22%	9
CENTRAL JERSEY URGENT CARE		8	1	11%	9
BAYFRONT HEALTH ST PETERSBURG		8	1	11%	9
WINDSOR OF GAINESVILLE		9			9

# COVID-19: testing by laboratory

Data through Apr 12, 2021 verified as of Apr 13, 2021 at 09:25 AM

Data in this report are provisional and subject to change.

The numbers in the table below represent the number of Florida and non-Florida residents for whom test results were received by the Department of Health. A person can be tested by more than one laboratory and can have both positive and negative results. **Therefore, the sum of the numbers in each column will be larger than the total number of people tested.**

Reporting lab	Inconclusive	Negative	Positive	Percent positive	Total
CARENOW URGENT CARE-MT JULIET		8	1	11%	9
NIGHT LITE PEDIATRICS CENTER		1	8	89%	9
COLLIER BLVD HMA PHYSICIAN MANAGEMENT,, LLC			9	100%	9
NORTHSHORE UNIVERSITY HEALTHSYSTEM EVANSTON HOSPITAL LAB			9	100%	9
MINUTECLINIC #8760		9			9
FLORIDA CENTER FOR DERMATOLOGY LABORATORY			9	100%	9
KINDRED_AIMS		9			9
CORE OCCUPATIONAL RESOURCES, LLC		5	4	44%	9
OPTUM SILVER LAKES			9	100%	9
MEDEXPRESS URGENT CARE - BATTLE CREEK		6	3	33%	9
WINTER PARK INTERNAL MEDICINE MD PA		7	2	22%	9
MOBILE RESPONSE DIAGNOSTICS LLC		8	1	11%	9
FLORIDA HOSPITAL WINTER PARK		7	2	22%	9
FLORIDA MENTOR		7	2	22%	9
PRECISION GENETICS			9	100%	9
BLOOMINGDALE PEDIATRIC ASSOCIATES PA			9	100%	9
SELECT PHYSICIANS ALLIANCE		9			9
MINUTE CLINIC INCORPORTE		9			9
CARENOW URGENT CARE-GREEN HILLS		9			9
WALK IN MEDICAL URGENT CARE PC		9			9
CVS TX10016POCT PRINCETON		9			9
TRANSPLANT GENOMICS INC (EUROFINS)		9			9
UCARE			9	100%	9
OUR HOME AT BEACON HILL			9	100%	9
REMISE OCCUPATIONAL HEALTH SOLUTIONS INC			9	100%	9
MINUTE CLINIC LLC #4017		9			9
MINUTECLINIC DIANOSTIC OF VIRGINA, LL		8	1	11%	9
ETHOS LABORATORIES		7	2	22%	9
CVS CT1123POCT SOUTHBURY		9			9
WATERFORD AT CREEKSIDE, THE			9	100%	9
NITIN BAWA PROFESSIONAL ASSOCIATES			9	100%	9
RIVERVIEW REGIONAL MEDICAL CENTER		7	2	22%	9
EXPRESS TEST			9	100%	9
PIEDMONT ATHENS REGIONAL MEDICAL		7	2	22%	9
ORLANDO HEALTH PHYSICIAN GROUP INC		6	3	33%	9
WADSWORTH CENTER - DAVID AXELROD INSTITUTE		8	1	11%	9
OMNI			9	100%	9
MAGNOLIA MANOR			9	100%	9
MEDICANA NURSING AND REHAB CENTER			9	100%	9
MINUTE CLINIC LLC #10203		7	2	22%	9
TAPESTRY TALLAHASSEE WALDEN		9			9
PENSACOLA CLUSTER			9	100%	9
SUMTER COUNTY HEALTH DEPARTMENT		4	5	56%	9
WINDSOR OF SAN PABLO, THE		6	3	33%	9
MINUTECLINIC #2860		6	3	33%	9
CVS PA233POCT NEWTOWN SQUARE		9			9
ST. CLOUD PHARMACY AND WELLNESS CENTER		5	4	44%	9

# COVID-19: testing by laboratory

Data through Apr 12, 2021 verified as of Apr 13, 2021 at 09:25 AM

Data in this report are provisional and subject to change.

The numbers in the table below represent the number of Florida and non-Florida residents for whom test results were received by the Department of Health. A person can be tested by more than one laboratory and can have both positive and negative results. **Therefore, the sum of the numbers in each column will be larger than the total number of people tested.**

Reporting lab	Inconclusive	Negative	Positive	Percent positive	Total
MIDMICHIGAN MEDICAL CENTER			9	100%	9
BUENA VIDA ESTATES			9	100%	9
VETERANS AFFAIRS MEDICAL CENTER - OUTPATIENT			9	100%	9
EMPLOYEE WELLNESS PA			9	100%	9
CVS MINUTE CLINIC DIAGNOSTIC MED GRP OF SAN		7	2	22%	9
MINUTECLINIC DIAG OF IND, LLC #2387		8	1	11%	9
ST JOSEPHS HOSP OF ATLANTA/CLINIC LAB		8	1	11%	9
FAMILY PRACTICE OF DAVIE INC			9	100%	9
ALLIANCE HEALTH AND REHABILITATION CENTER		9			9
WHEELER LABORATORY		8	1	11%	9
ROSEMONT GARDENS INC		9			9
MINUTE CLINIC DIAGNOSTIC MED GRP		8	1	11%	9
PEDIATRIC HEALTH CARE ALLIANCE			9	100%	9
CVS MINUTE CLINIC DIAGNOSTIC OF KANSAS, PA		9			9
MEDEXPRESS ELKINS		9			9
CIAN DIAGNOSTICS			9	100%	9
WESTCHESTER GENERAL HOSPITAL BLOOD GAS LAB			9	100%	9
INSPIRED LIVING AT PALM BAY		7	2	22%	9
CVS TX7162POCT HOUSTON		9			9
BRENNITY AT VERO BEACH, THE			9	100%	9
SUNCREST OMNI		9			9
CVS RI1717POCT 1 CVS DR			9	100%	9
PUTNAM FAMILY CARE INC		3	6	67%	9
PATEL MEDICAL VENTURES		8	1	11%	9
NEMOURS CHILDREN'S PRIMARY CARE VERO BEACH			9	100%	9
NASCAR EVENT MANAGEMENT, LLC		9			9
ST JOSEPH'S HOSPITAL NORTH LABORATORY			9	100%	9
CVS PHARMACY NO 274		9			9
GCPM MANUAL MICROBIOLOGY		1	8	89%	9
ST VINCENT'S CHILTON		7	2	22%	9
WALK-IN MEDICAL CARE			9	100%	9
UHEALTH UNIVERSITY OF MIAMI			9	100%	9
DOH-TAMPA BRANCH LABORATORY (MLK BLVD)		4	5	56%	9
MONROE COUNTY FIRE RESCUE		8	1	11%	9
Consulate Health Care of Brandon		7	2	22%	9
VILLAGE PLACE HEALTH AND REHAB		9			9
STPET		7	2	22%	9
MANATEE COUNTY CENTRAL JAIL		9			9
MICHIGAN DEPARTMENT OF COMMUNITY HEALTH		1	8	89%	9
MEDEXPRESS URGENT CARE - SWANSEA, N ILLINOIS ST		8	1	11%	9
MEDERI CARETENDERS VS OF SE FL LLC DBA		7	1	13%	8
JOINT AMBULATORY CARE CENTER		8			8
CVS MD1881POCT DUNKIRK		8			8
FHPG_EXP CARE W HILLSBOROUGH			8	100%	8
ST CHARLES HOSPITAL LABORATORY		8			8
SOMA MEDICAL CENTER MD PA #7 PEDIATRICS			8	100%	8
HOLY NAME MEDICAL CENTER	1	6	1	13%	8

# COVID-19: testing by laboratory

Data through Apr 12, 2021 verified as of Apr 13, 2021 at 09:25 AM

Data in this report are provisional and subject to change.

The numbers in the table below represent the number of Florida and non-Florida residents for whom test results were received by the Department of Health. A person can be tested by more than one laboratory and can have both positive and negative results. **Therefore, the sum of the numbers in each column will be larger than the total number of people tested.**

Reporting lab	Inconclusive	Negative	Positive	Percent positive	Total
NOVADX		2	6	75%	8
PACIFICA SUNRISE☐			8	100%	8
WILLIAMSBURGH CHAI CARE		7	1	13%	8
RELIANCE MEDICAL CENTER		5	3	38%	8
SURGOINSVILLE PHARMACY		8			8
ALLINA HEALTH - ABBOTT NORTHWESTERN HOSPITAL		5	3	38%	8
MINUTECLINIC DIAGNOSTIC OF OHIO #3407		7	1	13%	8
MED & CO INVESTMENT LLC		7	1	13%	8
MINUTECLINIC, LLC, DBA MINUTECLINIC #4		8			8
MAGNOLIA PEDIATRICS GROUP LLC			8	100%	8
MEDEXPRESS URGENT CARE, BUTLER		5	3	38%	8
CVS OH2543POCT CANFIELD		5	3	38%	8
LAKE CONWAY URGENT CARE LLC		2	6	75%	8
ROBERT WOOD JOHNSON HOSPITAL		7	1	13%	8
MONTEFIORE MEDICAL CENTER LABORATORIES - NORTH		8			8
CAREPOINT CLINIC		5	3	38%	8
CVS MINUTE CLINIC DIAGNOSTIC OF NEW JERSEY		8			8
CVS NC3319POCT CHARLOTTE		6	2	25%	8
URGENT TEAM - HUNTSVILLE		6	2	25%	8
NORTHEAST ALABAMA REGIONAL MEDICAL CENTER		5	3	38%	8
APEX HOME HEALTH CARE		7	1	13%	8
NORTHEAST PEDIATRICS			8	100%	8
MINUTECLINIC, LLC #09202		6	2	25%	8
IU HEALTH PATHOLOGY		1	7	88%	8
MINUTECLINIC, LLC #05038		8			8
HEALTHPARK MEDICAL CTR NURSING SVC		8			8
BAPTIST OUTPATIENT			8	100%	8
JOHN T MATHER MEMORIAL HOSPITAL LABORATORY		7	1	13%	8
ALACHUA COUNTY HEALTH DEPARTMENT		1	7	88%	8
HUNTINGTON VILLAGE URGENT CARE		8			8
DR. PHILLIPS MEDICAL WELLNESS CENTER		4	4	50%	8
CAYUGA COUNTY HEALTH DEPARTMENT		7	1	13%	8
MINUTECLINIC DIAGNOSTIC OF NEVADA #87		4	4	50%	8
LIFE CARE CITRUS COUNTY			8	100%	8
ARCHBOLD MEMORIAL HOSPITAL/LAB		3	5	63%	8
VENICE REGIONAL MEDICAL CENTER			8	100%	8
MEDEXPRESS URGENT CARE - TARENTUM		6	2	25%	8
BIOTECH PHARMACEUTICAL GROUP LLC			8	100%	8
MINUTECLINIC, DIAGNOSTIC OF TEXAS, LL		7	1	13%	8
CAPRONA GROUP HOME		2	6	75%	8
FOUNTAINVIEW BY FIVE STAR QUALITY CARE		7	1	13%	8
GENEUS DIAGNOSTICS			8	100%	8
JX REF LAB			8	100%	8
BETTER AT HOME		8			8
WALGREENS #10972	1	7			8
OSWEGO HOSPITAL LABORATORY		7	1	13%	8
CVS TX7827POCT ROUND ROCK		8			8

# COVID-19: testing by laboratory

Data through Apr 12, 2021 verified as of Apr 13, 2021 at 09:25 AM

Data in this report are provisional and subject to change.

The numbers in the table below represent the number of Florida and non-Florida residents for whom test results were received by the Department of Health. A person can be tested by more than one laboratory and can have both positive and negative results. **Therefore, the sum of the numbers in each column will be larger than the total number of people tested.**

Reporting lab	Inconclusive	Negative	Positive	Percent positive	Total
LEE MEMORIAL HEALTH SYSTEM D/B/A		6	2	25%	8
QHG OF ENTERPRISE INC (DBA MEDICAL CTR		8			8
MINUTECLINIC DIAGNOSTIC OF OHIO #7790		6	2	25%	8
GOLISANO CHILDREN'S HOSPITAL OF SOUTHWEST FLORIDA		6	2	25%	8
MEDEXPRESS URGENT CARE - MIDLOTHIAN		7	1	13%	8
ADVANCED RESEARCH FOR HEALTH IMPROVEMENT		6	2	25%	8
NONA PEDIATRIC CENTER		3	5	63%	8
MEDEXPRESS URGENT CARE - MT LEBANON		5	3	38%	8
LAB UNKNOW		6	2	25%	8
MODMD LABORATORY		8			8
ST. JOSEPH HOSPITAL AND HEALTH CARE INC.			8	100%	8
CVS OH3476POCT TIPP CITY		7	1	13%	8
ALL CHILDREN'S HOSPITAL		1	7	88%	8
HARBORCHASE OF DR PHILLIPS		7	1	13%	8
ALLEGRO - TAMPA	1	4	3	38%	8
MINUTECLINIC DIAGNOSTIC OF VIRGINIA, LLC #255		8			8
MEDEXPRESS URGENT CARE - CLARKSBURG		7	1	13%	8
MINUTECLINIC DIAGNOSTIC OF TN PC #386		7	1	13%	8
DOCTOR'S IN-HOUSE LAB/COMMUNITY HEALTH CENTERS OF PINELLAS – CLEARWATE			8	100%	8
MARINA ISLE ASSISTED LIVING		8			8
DOH JACKSONVILLE CENTRAL LABORATORY		3	5	63%	8
CHIPOLA QUICK CARE		5	3	38%	8
DOTHAN PEDIATRIC CLINIC			8	100%	8
NORTH PINELLAS CHILDRENS MEDICAL CENTER INC			8	100%	8
PALM BEACH COUNTY HEALTH DEPARTMENT LABORATORY			8	100%	8
SLOPESIDE LABS AND TESTING, LLC - THE HIDEOUT AT BUTTERMILK MOUNTAIN		8			8
CONSULATE HEALTH CARE		7	1	13%	8
WELLIGENT		1	7	88%	8
LAKE PEDIATRICS			8	100%	8
UNIVERSITY OF WASHINGTON MEDICAL CENTER			8	100%	8
The Grand at Rome Nursing and Rehabilitation		8			8
ORLANDO FAMILY PHYSICIANS			8	100%	8
MINUTECLINIC, LLC #03268		7	1	13%	8
CVS GA2841POCT LAWRENCEVILLE		8			8
SARAH LAWRENCE COLLEGE HEALTH SERVICES		8			8
ST CLOUD PHYSICIAN MANAGMENT LLC		7	1	13%	8
SEA LEVEL LABS			8	100%	8
VAIL VALLEY MEDICAL CENTER			8	100%	8
BARTON PARKER OD PC		8			8
JACKSON CLINIC PA,THE		4	4	50%	8
LOVELACE MEDICAL CENTER		8			8
MEDEXPRESS URGENT CARE - CULPEPER		8			8
CVS PA1074POCT KENNETT SQUARE		7	1	13%	8
X-GENE MOLECULAR LABS		1	7	88%	8
GOLDMAN SACHS HEALTH CENTER	1	7			8
DEPT OF VA MEDICAL CENTER - RICHMOND		7	1	13%	8
ORMOND BEACH CENTRA CARE			8	100%	8

# COVID-19: testing by laboratory

Data through Apr 12, 2021 verified as of Apr 13, 2021 at 09:25 AM

Data in this report are provisional and subject to change.

The numbers in the table below represent the number of Florida and non-Florida residents for whom test results were received by the Department of Health. A person can be tested by more than one laboratory and can have both positive and negative results. **Therefore, the sum of the numbers in each column will be larger than the total number of people tested.**

Reporting lab	Inconclusive	Negative	Positive	Percent positive	Total
ELLIS HOSPITAL LABORATORY		7	1	13%	8
FLORIDA HEART AND VASCULAR MULTISPECIALTY GROUP		8			8
CIGNA ONSITE HEALTH LLC		2	6	75%	8
MINUTE CLINIC DIAGNOSTIC OF MICHIGAN PC		8			8
GENE STREET LABORATORIES, LLC		6	2	25%	8
MONROE URGENT CARE		7	1	13%	8
CVS OH3301POCT WOODMERE		8			8
MINUTE CLINIC #8979		7	1	13%	8
THE WOLFF CENTER FOR CHILD & ADOLESCENT HEALTH			8	100%	8
SUPREME LABORATORY			8	100%	8
LEMOYNE COLLEGE WELLNESS CENTER FOR		8			8
VERMONT DEPARTMENT OF HEALTH		1	7	88%	8
INTERNAL MEDICINE ASSOCIATES OF JACKSON HOSPITAL			8	100%	8
MINUTECLINIC #788		7	1	13%	8
DOCTOR'S IN HOUSE LAB			8	100%	8
SOUTHEASTERN PEDIATRIC ASSOCIATES			8	100%	8
CVS MD4371POCT OCEAN CITY		8			8
URGENT CARE OF LONGWOOD		1	7	88%	8
CLEARWATER PEDIATRIC CARE		1	7	88%	8
INTERNAL MEDICINE AND AESTHETICS OF NAPLES LLC		8			8
MINUTE CLINIC DIAG OF IND LLC #8674		8			8
PALMS WEST HOSPITAL			8	100%	8
HEALTHMARK REGIONAL HOSPITAL LAB		4	4	50%	8
WHITE SANDS OUTPATIENT SERVICES (WSOP SERVICES LLC		8			8
BLOOMING GARDENS OF CARE INC		8			8
EXECUTIVE MEDICAL SERVICES		8			8
SYLVESTER AT PLANTATION LABORATORY		7	1	13%	8
CVS M08556POCT KANSAS CITY		7	1	13%	8
DORAL URGENT CARE			8	100%	8
PBC FOUND CARE INC			8	100%	8
Nashville Central Laboratory		8			8
SYNEXUS CLINICAL RESEARCH US INC		2	6	75%	8
MID-HUDSON VALLEY DIVISION OF WESTCHESTER MEDICAL		8			8
FHCP-ORANGE CITY			8	100%	8
TRUE HEALTH		5	3	38%	8
CVS CT1109POCT BETHEL		8			8
NORTHDALE REHABILITATION CENTER			8	100%	8
CVS NC5591POCT STATESVILLE		7	1	13%	8
Florida Clinical Laboratory		1	7	88%	8
HEALTHY MINORS PEDIATRIC URGENT CARE		7	1	13%	8
FLORIDA KEYS CONCIERGE MEDICINE, LLC		6	2	25%	8
DIAGNOSTIC CLINIC		7	1	13%	8
CVS NC7213POCT MATTHEWS		6	2	25%	8
CHAPTERS HEALTH HOSPICE		8			8
NORTHSIDE HOSPITAL ATLANTA		3	5	63%	8
NORTHSIDE HOSPITAL DULUTH		7	1	13%	8
BEECHTREE MOLECULAR LAB LLC			8	100%	8

# COVID-19: testing by laboratory

Data through Apr 12, 2021 verified as of Apr 13, 2021 at 09:25 AM

Data in this report are provisional and subject to change.

The numbers in the table below represent the number of Florida and non-Florida residents for whom test results were received by the Department of Health. A person can be tested by more than one laboratory and can have both positive and negative results. **Therefore, the sum of the numbers in each column will be larger than the total number of people tested.**

Reporting lab	Inconclusive	Negative	Positive	Percent positive	Total
CARE ATC - CITY OF BOYNTON BEACH	1	2	5	63%	8
CVS TN7289POCT SIGNAL MOUNTAIN		8			8
FRESENIUS KIDNEY CARE DUNEDIN			8	100%	8
DEPARTMENT OF HEALTH- CITRUS COUNTY		1	7	88%	8
PUTNAM COUNTY EMERGENCY RESCUE SERVICE		5	3	38%	8
INTERVENTIONAL REHABILITATION OF SOUTH FLORIDA			8	100%	8
MEDEXPRESS URGENT CARE-PASADENA		8			8
JUPITER CLINIC			8	100%	8
NEOGENOMICS LABORATORIES, INC		8			8
ATLANTIC CONSOLIDATED LABORATORY		8			8
ALBANY MEDICAL CENTER		7	1	13%	8
HEWLETT URGENT CARE, PLLC		8			8
Parkside Villa		7			7
GLEN FALLS HOSPITAL DEPARTMENT OF PATHOLOGY		6	1	14%	7
PARTNERS PHARMACY OF FLORIDA LLC		7			7
CVS HEALTH, #1994		5	2	29%	7
DOTHAN WEST FAMILY MEDICINE		5	2	29%	7
DASCENA LABORATORY			7	100%	7
CVS PA4077POCT BELLE VERNON		7			7
MINUTECLINIC, LLC #1796		6	1	14%	7
MINUTECLINIC DIAGNOSTIC OF SC, LLC #7		5	2	29%	7
LIZS ADULT CARE		7			7
FRESENIUS KIDNEY CARE FORT WALTON BEACH			7	100%	7
LAKE CITY CORRECTIONAL FACILITY			7	100%	7
WOMENS CARE FLORIDA LLC		5	2	29%	7
PENN MEDICINE PRINCETON MEDICAL CENTER		6	1	14%	7
MEDEXPRESS URGENT CARE - GLENDALE		7			7
TRUE HEALTH DIAGNOSTICS		1	6	86%	7
HEALTH CARE LABORATORY SERVICES		1	6	86%	7
ST CHARLES BEND LABORATORY		6	1	14%	7
NORTHERN DUTCHESS HOSPITAL LABORATORY		5	2	29%	7
MANATEE PEDIATRICS			7	100%	7
CRESTWOOD MEDICAL CENTER		5	2	29%	7
MEDEXPRESS URGENT CARE-PETERS TWP		6	1	14%	7
NORTH FLORIDA MEDICAL CENTERS INC		1	6	86%	7
CVS SC2736POCT MURRELLS INLET		6	1	14%	7
CARENOW URGENT CARE-MADISON		7			7
LEE COUNTY HEALTH DEPARTMENT		4	3	43%	7
QUE		4	3	43%	7
NEMOURS CHILDREN'S HOSPITAL			7	100%	7
TESTD			7	100%	7
JUPITER ISLAND PUBLIC SAFETY		5	2	29%	7
BALTIMORE CITY HEALTH DEPT COMMUNICABLE DISEASES AND EPIDEMIOLOGY			7	100%	7
TERRACINA LLC		1	6	86%	7
Rutgers Health Rwj University Hospital - Laboratory		4	3	43%	7
ST. LUCIE COUNTY HEALTH DEPARTMENT		5	2	29%	7
INNOVATIVE GX LABORATORIES			7	100%	7

# COVID-19: testing by laboratory

Data through Apr 12, 2021 verified as of Apr 13, 2021 at 09:25 AM

Data in this report are provisional and subject to change.

The numbers in the table below represent the number of Florida and non-Florida residents for whom test results were received by the Department of Health. A person can be tested by more than one laboratory and can have both positive and negative results. **Therefore, the sum of the numbers in each column will be larger than the total number of people tested.**

Reporting lab	Inconclusive	Negative	Positive	Percent positive	Total
CVS PHARMACY #8800		5	2	29%	7
ENTRUST IMMEDIATE CARE			7	100%	7
MINUTECLINIC MINUTECLINIC #4977		4	3	43%	7
ADVENT HEALTH APOPKA		3	4	57%	7
EMBRY-RIDDLE AERONAUTICAL UNIVERSITY HEALTH			7	100%	7
GRACE REHABILITATION CENTER OF VERO BEACH		4	3	43%	7
GENTRY PARK ORLANDO ASSISTED LIVING		6	1	14%	7
CVS NM8918POCT ALBUQUERQUE		7			7
MEDEXPRESS URGENT CARE - HOT SPRINGS		7			7
MINUTECLINIC DIAGNOSTIC OF OHIO #4401		7			7
GALLUP INDIAN MEDICAL CENTER		7			7
MEDEXPRESS URGENT CARE PORT HURON		6	1	14%	7
MINUTECLINIC DIAGNOSTIC OF VIRGINIA, LLC #1656		7			7
MINUTECLINIC DIAG OF IND LLC #6998		6	1	14%	7
OCALA FAMILY MEDICAL CENTER		7			7
PRIMARY CARE SPECIALISTS OF ORLANDO		7			7
CVS NY549POCT RIDGEWOOD		4	3	43%	7
OPTUM PRIMARY CARE - FOUNTAIN OAKS		3	4	57%	7
MINUTE-CLINIC DIAGNOSTIC OF VIRGINIA,		7			7
CARENOW URGENT CARE-SOUTHLAKE			7	100%	7
IRL MARKET LAB			7	100%	7
HOLY GARDEN ALF, INC.		7			7
PANCARE HEALTH - HOSFORD SCHOOL			7	100%	7
FLORIDA DIGESTIVE AND LIVER SPECIALIST		7			7
YAZJI PEDIATRIC CARE LLC DBA TUKA PEDIATRICS			7	100%	7
DALLAS COUNTY HEALTH AND HUMAN SERVICES			7	100%	7
MINUTECLINIC DIAG OF IND LLC #8651		6	1	14%	7
FHPG_EXP CARE PALM HARBOR			7	100%	7
LAWTON CHILES HEALTH CENTER		1	6	86%	7
WEXFORD HEALTH SOURCES INC		7			7
BIRMINGHAM VAMC		3	4	57%	7
MEDEXPRESS URGENT CARE - STAUNTON		3	4	57%	7
Robert Wood Johnson University Hospital		5	2	29%	7
MEDEXPRESS URGENT CARE - BLUEFIELD		6	1	14%	7
LEVY COUNTY SHERRIF'S DEPT			7	100%	7
MEDEXPRESS URGENT CARE MORGANTOWN		7			7
NOVANT HEALTH INPATIENT CARE		2	5	71%	7
SOUTH COM HEALTH CLINIC, DEPT. OF THE ARMY		7			7
ABBAY MANOR RETIREMENT RESIDENCE INC		7			7
DOCTORS CLINICAL LABORATORY, INC		5	2	29%	7
LOUISIANA DEPT OF HEALTH			7	100%	7
CVS OH3080POCT HUBER HEIGHTS		6	1	14%	7
CVS NJ836POCT RUNNEMEDE		7			7
MINUTECLINIC DIAGNOSTIC OF KANSAS PA		7			7
HEARTLAND PEDIATRICS OF LAKE PLACID			7	100%	7
GULF COAST PEDIATRICS OF SARASOTA PA		1	6	86%	7
CUMBERLAND HEIGHTS		7			7

# COVID-19: testing by laboratory

Data through Apr 12, 2021 verified as of Apr 13, 2021 at 09:25 AM

Data in this report are provisional and subject to change.

The numbers in the table below represent the number of Florida and non-Florida residents for whom test results were received by the Department of Health. A person can be tested by more than one laboratory and can have both positive and negative results. **Therefore, the sum of the numbers in each column will be larger than the total number of people tested.**

Reporting lab	Inconclusive	Negative	Positive	Percent positive	Total
PEDIATRICS OF CENTRAL FLORIDA		5	2	29%	7
CVS GA7064POCT STOCKBRIDGE		7			7
MERCY HEALTH—MUSKEGON		6	1	14%	7
WEST DADE PEDIATRICS			7	100%	7
WILDLIGHT LAB			7	100%	7
FAMILY MEDICINE MEDICAL DRIVE		7			7
GRACE WELLNESS CENTER LLC		6	1	14%	7
PENINSULA CARE AND REHABILITATION CENTER			7	100%	7
DOCTOR’S IN-HOUSE LAB/COMMUNITY HEALTH CENTERS OF PINELLAS –PINELLAS P			7	100%	7
EL PARAISO HOME INC		7			7
BROOKDALE LAKE ORIENTA			7	100%	7
NYU WINTHROP HOSPITAL PATHOLOGY		7			7
PALM GARDEN OF SUN CITY			7	100%	7
KENDALL REGIONAL MEDICAL CNTR			7	100%	7
MINUTECLINIC, LLC #03965		7			7
NELSON BIOLOGICAL			7	100%	7
COMMUNITY MEDICAL AND DENTAL CARE INC		7			7
MAXHEALTH		5	2	29%	7
Baptist Village Retirement Communities		7			7
ACM MEDICAL LABORATORY ALLIANCE		5	2	29%	7
BOCA BIOLISTICS LLC			7	100%	7
NASSAU UNIVERSITY MEDICAL CENTER DEPT		6	1	14%	7
ECLRS		2	5	71%	7
MINUTE-CLINIC DIAGNOSTIC OF VIRGINIA, LLC #794		6	1	14%	7
MEDEXPRESS URGENT CARE, JOHNSTOWN		6	1	14%	7
KEYSTONE PLACE AT NAPLES PRESERVE		4	3	43%	7
MEDEXPRESS URGENT CARE-DUBOIS		7			7
VICTORIAN MANOR		2	5	71%	7
MINUTECLINIC LLC #4449		6	1	14%	7
CVS OH3458POCT BEAVERCREEK		7			7
CVS GA2147POCT KENNESAW		5	2	29%	7
AHMG LAKE NONA PRIMARY CARE		7			7
BRADENTON PHYSICIANS MEDICAL CENTER			7	100%	7
MEDEXPRESS URGENT CARE - STATE COLLEGE		5	2	29%	7
HARMONIOUS HOME HEALTH, LLC		7			7
WATAUGA MEDICAL CENTER		4	3	43%	7
CVS MINUTE CLINIC DIAG OF IND LLC #5206		6	1	14%	7
MEDEXPRESS URGENT CARE-NESHANNOCK TWP		6	1	14%	7
LYNMOORE,THE		7			7
CVS MD2956POCT NEW MARKET		6	1	14%	7
CVS TX4397POCT CYPRESS		7			7
LONG ISLAND JEWISH FOREST HILLS HOSPITAL		7			7
RIVER OAKS TREATMENT CENTER			7	100%	7
RANDOLPH DIABETES AND WELLNESS		6	1	14%	7
KANSAS DEPARTMENT OF HEALTH		2	5	71%	7
CVS IL8747POCT CHICAGO		7			7
DELAWARE DEPARTMENT OF HEATH		6	1	14%	7

# COVID-19: testing by laboratory

Data through Apr 12, 2021 verified as of Apr 13, 2021 at 09:25 AM

Data in this report are provisional and subject to change.

The numbers in the table below represent the number of Florida and non-Florida residents for whom test results were received by the Department of Health. A person can be tested by more than one laboratory and can have both positive and negative results. **Therefore, the sum of the numbers in each column will be larger than the total number of people tested.**

Reporting lab	Inconclusive	Negative	Positive	Percent positive	Total
Lenox on the Lake			7	100%	7
MIAMI BEACH COMMUNITY HEALTH CENTER INC			7	100%	7
SCHOOL OF PHARMACY AND PHARMACEUTICAL		7			7
EP LTC PHARMACY		5	2	29%	7
CVS NC2313POCT RALEIGH		6	1	14%	7
DIAGNOSTIC & MEDICAL SPECIALISTS OF GREENWICH		5	2	29%	7
SAVANNAH STATE UNIVERSITY, COUNSELING		7			7
MEDEXPRESS URGENT CARE - WILLIAMSPORT		6	1	14%	7
MINUTECLINIC DIAGNOSTIC OF RHODE ISLAN		7			7
WALGREENS #04569		6	1	14%	7
PROVIDENCE LABORATORY SERVICES		7			7
FLORIDA HOSPITAL APOPKA		6	1	14%	7
LEPE'S HOUSE			7	100%	7
PANCARE HEALTH - KATE SMITH ELEMENTARY		1	6	86%	7
LONGWOOD FAMILY MEDICINE		1	6	86%	7
MINUTE CLINIC LLC #0169		5	2	29%	7
FLORIDA HOSPITAL KISSIMMEE		4	3	43%	7
GMR EVENT SERVICES LLC DBA CROWDRX		7			7
Ocoee Health Care Center		7			7
SUPERIOR RESIDENCES AT CALA HILLS		7			7
FHMG_FM AND IM AVALON PARK		2	5	71%	7
CVS PA2582POCT SPRINGFIELD		5	2	29%	7
FLORIDA CANCER SPECIALISTS & RESEARCH INSTITUTE		6	1	14%	7
COMPLETE FAMILY CARE, LLC/UNIVERSITY OF SAINT MARY		7			7
EASTERN FLORIDA STATE COLLEGE - PALM BAY CAMPUS□			7	100%	7
FIRST PHYSICIANS GROUP - LORRAINE CORNERS		7			7
SOUTHEAST GEORGIA HEALTH SYSTEM, INC D		7			7
CVS NV9841POCT RENO		4	3	43%	7
COMPASSION PEDIATRICS		3	4	57%	7
WYOMING COUNTY COMMUNITY HOSPITAL LABORATORY		7			7
SARASOTA MEDICAL CENTER			7	100%	7
MINUTECLINIC MINUTECLINIC #8505		5	2	29%	7
CLAY PRIMARY & FAMILY CARE LLC			7	100%	7
CVS NC7057POCT SHELBY		5	2	29%	7
PERSONAL PHYSICIAN CARE PA			7	100%	7
GO PATH LABORATORIES			7	100%	7
CVS GA2236POCT WOODSTOCK		7			7
COMPREHENSIVE CLINICAL RESEARCH, LLC			7	100%	7
MINUTECLINIC DIAGNOSTIC OF NORTH CAROLINA PC #7054		5	2	29%	7
PEDIATRICS URGENT CARE, LLC			7	100%	7
CHIEFLAND MEDICAL CENTER		1	6	86%	7
Thermopolis Rehabilitation Wellness		7			7
FLORIDA SCHOOL FOR THE DEAF AND THE BLIND			7	100%	7
MINUTE CLINIC DIAGNOSTIC OF PENNSYLVANIA		7			7
AVON PARK PEDIATRICS			7	100%	7
MINUTE CLINIC DIAGNOSTIC OF VIRGINIA, LLC #1905		7			7
CVS MA6505POCT NEWTON		7			7

# COVID-19: testing by laboratory

Data through Apr 12, 2021 verified as of Apr 13, 2021 at 09:25 AM

Data in this report are provisional and subject to change.

The numbers in the table below represent the number of Florida and non-Florida residents for whom test results were received by the Department of Health. A person can be tested by more than one laboratory and can have both positive and negative results. **Therefore, the sum of the numbers in each column will be larger than the total number of people tested.**

Reporting lab	Inconclusive	Negative	Positive	Percent positive	Total
CARESOUTH HHA HOLDINGS OF TALLAHASSEE LLC		7			7
BROWARD TRANSITIONAL CENTER			6	100%	6
MEDEXPRESS URGENT CARE - HUNTINGTON WE		6			6
WG WINDSOR WOODS SH LLC		6			6
CVS TX2263POCT SAN ANTONIO		6			6
DIXIE COUNTY EMERGENCY SERVICES			6	100%	6
MAXCARE CLINIC			6	100%	6
SKR MEDICAL ADVISORS		6			6
NU WAVE MEDICAL CENTER			6	100%	6
HOLLY HILL HOME INFUSION SERVICE		5	1	17%	6
NEMOURS CHILDREN'S URGEN CARE			6	100%	6
DISCOVERY VILLAGE AT DEERWOOD			6	100%	6
UT SOUTHWESTERN MEDICAL CENTER			6	100%	6
UNILAB OF DADE INC			6	100%	6
Advanced Care Center			6	100%	6
MANATEE MEMORIAL HOSPITAL CLINICAL LABORATORY			6	100%	6
MINUTECLINIC 7196		5	1	17%	6
CIMA MEDICAL CENTER		5	1	17%	6
THE PALMS REHABILITATION AND HEALTHCARE CENTER		5	1	17%	6
MINUTECLINIC DIAGNOSTIC OF TN PC #442		4	2	33%	6
CVS MINUTE CLINIC DIAGNOSTIC OF TEXAS		5	1	17%	6
SV DIAGNOSTIC LAB			6	100%	6
MD NOW MEDICAL CENTER			6	100%	6
COVID TESTING LLC			6	100%	6
MEDEXPRESS URGENT CARE - MBURG COMMONS		5	1	17%	6
LEE COMMUNITY HEALTHCARE INC DUNBAR		6			6
BAYSIDE URGENT CARE CENTER INC			6	100%	6
MARCO ISLAND MEDICAL CENTER			6	100%	6
CVS GA3766POCT DACULA		4	2	33%	6
WAKEMED		1	5	83%	6
DANIEL M LIBBY MD PLLC		6			6
CAPE CORAL URGENT CARE		3	3	50%	6
FLORIDA PREMIER MEDICAL CARE PA			6	100%	6
Northwell Lab		2	4	67%	6
CVS TX1104POCT ALLEN		6			6
CAPITAL HEALTH PLAN LABORATORIES			6	100%	6
MEDEXPRESS URGENT CARE - LEDGEWOOD		5	1	17%	6
MEDI PARTNERS OF S FLORIDA LLC		6			6
CAMELLIA AT DEERWOOD		2	4	67%	6
NORTH FLORIDA PEDIATRICS JASPER			6	100%	6
NEUROSCIENCE AND SPINE ASSOCIATES, PL		5	1	17%	6
TERENCE B MITCHELL MD, INC		2	4	67%	6
CONCENTRA			6	100%	6
MINUTECLINIC LLC #5041		2	4	67%	6
EXPICARE NURSING AGENCY, INC		5	1	17%	6
PHYSICIANS FOR CHILDREN			6	100%	6
MERCY COLLEGE HEALTH OFFICE		6			6

# COVID-19: testing by laboratory

Data through Apr 12, 2021 verified as of Apr 13, 2021 at 09:25 AM

Data in this report are provisional and subject to change.

The numbers in the table below represent the number of Florida and non-Florida residents for whom test results were received by the Department of Health. A person can be tested by more than one laboratory and can have both positive and negative results. **Therefore, the sum of the numbers in each column will be larger than the total number of people tested.**

Reporting lab	Inconclusive	Negative	Positive	Percent positive	Total
TULLAHOMA HMA, LLC		5	1	17%	6
ALLEGRO FLEMING ISLAND		1	5	83%	6
TIMBER CREEK PEDIATRICS		6			6
MINUTECLINIC DIAGNOSTIC OF VIRGINIA, LLC		6			6
BAYSHORE POINTE NURSING AND REHAB CENTER			6	100%	6
URGENT TEAM - NASHVILLE		5	1	17%	6
PROGRESS PHARMACY INC		1	5	83%	6
MARSHALL MEDICAL CENTER SOUTH LAB		5	1	17%	6
FLEET LANDING			6	100%	6
JERSEY SHORE MEDICAL CENTER		6			6
ENIGMA DIAGNOSTIC, INC.			6	100%	6
CVS PA1296POCT DREXEL HILL		4	2	33%	6
MEDEXPRESS URGENT CARE - WEIRTON		6			6
CVS MA594POCT FALMOUTH		5	1	17%	6
STATEN ISLAND CHAI CARE		5	1	17%	6
WALGREENS #06416		6			6
LISTENING DOCTOR PLLC, THE		1	5	83%	6
FAMILY CARE MEDICAL CENTER			6	100%	6
ADVANCED URGENT CARE OF MARATHON		1	5	83%	6
MEDEXPRESS URGENT CARE - PRINCETON		5	1	17%	6
BOONE DRUG & HEALTHCARE AT DEERFIELD			6	100%	6
QUICK CARE MED WALK IN AND URGENT CARE			6	100%	6
CVS OH6123POCT CINCINNATI		4	2	33%	6
CENTREX CLINICAL LABS INC		6			6
COVID RAPID LABS		1	5	83%	6
MEDEXPRESS URGENT CARE-HERSHEY		5	1	17%	6
OCALA REGIONAL KIDNEY CENTER EAST		2	4	67%	6
Kroger 673 - The Little Clinic Dallas		5	1	17%	6
New York Harbor Harbor HCS - Brooklyn Campus		6			6
PRESBYTERIAN HOME		6			6
BROWARD COUNTY HEALTH DEPT.			6	100%	6
CVS NV2928POCT LAS VEGAS		6			6
THE WINDSOR OF OCALA		2	4	67%	6
CDRX INFUSION			6	100%	6
HELIX MEDICAL CENTERS		1	5	83%	6
AMERICAN HEALTH ASSOC. LABORATORY SOUTH		4	2	33%	6
URGENT CARE HOUSECALLS PA		5	1	17%	6
MINUTE CLINIC LLC #1909		6			6
RIVER CITY PRIMARY AND URGENT CARE			6	100%	6
ELITE MD GROUP INC		2	4	67%	6
GENTLE MEDICINE ASSOCIATES / DR. REGINE BATAILLE		6			6
PRINCETON BMC LABORATORY		6			6
SOUTHERN OCEAN MEDICAL CENTER		6			6
GENESIS FAMILY PRACTICE		3	3	50%	6
UT MEMPHIS UNIVERSITY HEALTH SERVICES			6	100%	6
AARK LABORATORY		6			6
CVS NC5532POCT SUMMERFIELD		6			6

# COVID-19: testing by laboratory

Data through Apr 12, 2021 verified as of Apr 13, 2021 at 09:25 AM

Data in this report are provisional and subject to change.

The numbers in the table below represent the number of Florida and non-Florida residents for whom test results were received by the Department of Health. A person can be tested by more than one laboratory and can have both positive and negative results. **Therefore, the sum of the numbers in each column will be larger than the total number of people tested.**

Reporting lab	Inconclusive	Negative	Positive	Percent positive	Total
JACKSONVILLE PEDIATRICS			6	100%	6
TEXAS MEDCLINIC			6	100%	6
WALGREENS #04176		4	2	33%	6
BAYCARE ALLIANT HOSPITAL			6	100%	6
MOUNT SINAI BROOKLYN LABORATORY		5	1	17%	6
BROOKDALE CLERMONT			6	100%	6
MINUTE CLINIC DIAGNOSTIC OF VIRGINIA, LLC #7543		6			6
URGENT TEAM - MUSCLE SHOALS		6			6
MEDEXPRESS URGENT CARE - YORK		3	3	50%	6
ALL4KIDZ PEDIATRICS LLC		3	3	50%	6
FIRST COAST CARDIOVASCULAR INSTITUTE PA			6	100%	6
CVS PA1379POCT LANSDALE		5	1	17%	6
PANCARE HEALTH - ALTHA PUBLIC			6	100%	6
Kennedy University Hospital		5	1	17%	6
CALIFORNIA DEPARTMENT OF PUBLIC HEALTH		1	5	83%	6
MEDICAL CENTER AT OCEAN REEF		1	5	83%	6
CENTRAL FLORIDA PRIMARY CARE			6	100%	6
PR HEALTH		1	5	83%	6
CVS NC6402POCT DAVIDSON		4	2	33%	6
Madison Health & Rehabilitation		6			6
ALL CHILDREN'S HOSPITAL DEPT OF GENERAL PEDIATRICS			6	100%	6
CURATIVE CARE CENTER INC		1	5	83%	6
BNR PHARMACY INC		6			6
BETHESDA COMMUNITY HEALTH CENTER			6	100%	6
ATLANTIC COMMUNITY HIGH SCHOOL		5	1	17%	6
LRHS Southeastern University		4	2	33%	6
CVS PA813POCT RICHBORO		6			6
BENEVA LAKES HEALTHCARE & REHAB CENTER			6	100%	6
MCR HEALTH LAWTON CHILES ADMINISTRATION STE A		1	5	83%	6
NORTHSIDE GWINNETT HOSPITAL		5	1	17%	6
KAILOS GENETICS INC		4	2	33%	6
CVS TN4624POCT KNOXVILLE		5	1	17%	6
ARLINGTON OF NAPLES		6			6
HERNANDO PASCO HOSPICE INC		5	1	17%	6
SOUTHEASTERN DERMATOLOGY GROUP PA		5	1	17%	6
CVS MA957POCT WEST SPRINGFIELD		6			6
GUTHRIE MEDICAL GROUP LABORATORIES		6			6
REDMED OF CROSSTOWN		3	3	50%	6
CVS SC5550POCT CLOVER		5	1	17%	6
FLORIDA DEPARTMENT OF HEALTH SEMINOLE COUNTY		1	5	83%	6
MEDEXPRESS - WILMINGTON CONCORD PIKE		5	1	17%	6
CITIZENS BAPTIST MEDICAL CENTERS LAB		5	1	17%	6
FLORIDA DEPARTMENT OF HEALTH IN SARASOTA COUNTY		5	1	17%	6
IVY ROSEN MD PLLC		6			6
OWL NOW URGENT CARE			6	100%	6
PHYSICIANS URGENT CARE BERRY FARMS		4	2	33%	6
BETH ISRAEL DEACONESS MEDICAL CENTER			6	100%	6

# COVID-19: testing by laboratory

Data through Apr 12, 2021 verified as of Apr 13, 2021 at 09:25 AM

Data in this report are provisional and subject to change.

The numbers in the table below represent the number of Florida and non-Florida residents for whom test results were received by the Department of Health. A person can be tested by more than one laboratory and can have both positive and negative results. **Therefore, the sum of the numbers in each column will be larger than the total number of people tested.**

Reporting lab	Inconclusive	Negative	Positive	Percent positive	Total
PALMETTO HEALTH ALLIANCE		3	3	50%	6
COMPUNET CLINICAL LAB			6	100%	6
ADVENTHEALTH CELEBRATION EMPLOYEE CLINIC		6			6
MOULTRIE CREEK NURSING AND REHAB			6	100%	6
MEDEXPRESS URGENT CARE-MUNCIE		6			6
HELIX KH UC		1	5	83%	6
AMERICAN EAGLE LEESBURG AL LLC DBA VISTA LAKE			6	100%	6
CVS CA9721POCT ARCADIA		6			6
FYZAMEDICAL, LLC		6			6
ASCENSION ST VINCENT'S CLAY COUNTY			6	100%	6
HUNTERS CREEK PEDIATRICS		6			6
IAN C BOYKIN MD		4	2	33%	6
MEDEXPRESS URGENT CARE - IRVING		6			6
LUMADOC HEALTH		4	2	33%	6
CVS PA5241POCT CHALFONT		6			6
PENN NURSING CENTER		6			6
INTERNAL MEDICINE LIPID AND WELNNESS PRACTICE			6	100%	6
CVS IN6654POCT INDIANAPOLIS		5	1	17%	6
MY WELLNESS EXPRESS			6	100%	6
BOCA VIPEDIATRICS			6	100%	6
MEDEXPRESS URGENT CARE SHADYSIDE		5	1	17%	6
DEPARTMENT OF HEALTH AND HUMAN SERVICES STATE OF NEW HAMPSHIRE			6	100%	6
SCOTTS PHARMACY		5	1	17%	6
MINUTECLINIC, LLC #1452		6			6
CVS IN3975POCT JEFFERSONVILLE		3	3	50%	6
MIAMI RESCUE MISSION CLINIC INC			6	100%	6
LOS ALAMOS NATIONAL LABORATORY		6			6
PATHGROUP LABS, LLC		4	2	33%	6
VIERA PEDIATRICS		1	5	83%	6
THE CLINIC PREMISE HEALTH			6	100%	6
CARESOUTH HHA HOLDINGS OF THE BAY AREA LLC		6			6
MEDEXPRESS URGENT CARE-PITTSFIELD		6			6
MEDEXPRESS URGENT CARE - HOLLINS		6			6
PALM HARBOR DERMATOLOGY		4	2	33%	6
MEDEXPRESS URGENT CARE - ELM GROVE		5	1	17%	6
Centrastate Medical Center		5	1	17%	6
TREASURE COAST INFECTIOUS DISEASE CONSULTANTS		3	3	50%	6
AFC/DOCTORS EXPRESS NORTH BERGEN		4	2	33%	6
CLINICAL CARE ASSOCIATES			6	100%	6
MEDEXPRESS - NEWARK		6			6
CVS NATIONAL HARBOR MD2297714CV		6			6
WIREGRASS MEDICAL CENTER			6	100%	6
PROHEALTH MED		1	5	83%	6
FLORIDA MEDICAL SPECIALISTS		2	4	67%	6
CVS NJ2815POCT E BRUNSWICK		4	2	33%	6
MINUTECLINIC DIAG OF IND LLC #1138		5	1	17%	6
CAREWELL 301 - WARWICK			6	100%	6

# COVID-19: testing by laboratory

Data through Apr 12, 2021 verified as of Apr 13, 2021 at 09:25 AM

Data in this report are provisional and subject to change.

The numbers in the table below represent the number of Florida and non-Florida residents for whom test results were received by the Department of Health. A person can be tested by more than one laboratory and can have both positive and negative results. **Therefore, the sum of the numbers in each column will be larger than the total number of people tested.**

Reporting lab	Inconclusive	Negative	Positive	Percent positive	Total
MILLER COUNTY HOSPITAL		6			6
ELITE MEDICAL CENTER		1	5	83%	6
JOSEF SCHENKER, MD, PC		6			6
VILLAGES HEALTH, THE		4	2	33%	6
ADVENTHEALTH MEDICAL GROUP INTERNAL MEDICINE AT		2	4	67%	6
FLORIDA WOMAN CARE LABORATORY			6	100%	6
SAINT PETER'S UNIVERSITY HOSPITAL		6			6
ANTHONY-BROWN PHARMACY		6			6
XPRESS URGENT CARE LLC		6			6
MINUTECLINIC DIAGNOSTIC OF SC, LLC #4		6			6
FAMILY TREE PRIMARY CARE		5	1	17%	6
CHILDREN'S HOSPITAL OF PHILADELPHIA		5	1	17%	6
MINUTECLINIC LLC #5176		3	3	50%	6
FLORIDA DEPARTMENT OF HEALTH IN MIAMI DADE COUNTY		5	1	17%	6
PUBLIC HEALTH LAB		6			6
TAMIAMI LAB MILLENIUM			6	100%	6
SHEEPSHEAD BAY URGENT CARE		6			6
FLORIDA HEALTHCARE OF ORLANDO		1	5	83%	6
CVS IN6713POCT BLOOMINGTON		6			6
LEWIS COUNTY MANOR		6			6
Oakwood - North Baldwins Center for Living		6			6
CVS MI8049POCT WATERFORD		5	1	17%	6
MEDEXPRESS URGENT CARE - RICHMOND, NINE MILE RD		5	1	17%	6
GAINESVILLE PEDIATRIC ASSOCIATES		1	5	83%	6
MINUTECLINIC DIAGNOSTIC OF KENTUCKY		6			6
MINUTECLINIC LLC # 3401		6			6
MINUTECLINIC DIAGNOSTICS OF IND LLC		3	3	50%	6
LAKEVIEW TERRACE HOME HEALTH SERVICES LLC			6	100%	6
CVS KY4779POCT LOUISVILLE		4	2	33%	6
PREMIER FAMILY HEALTH PA			6	100%	6
LPG COCONUT POINT - FAMILY/ INTERNAL MEDICINE		6			6
PLEASANTVILLE OF SEBASTIAN LLC			6	100%	6
MINUTECLINIC MINUTECLINIC #921		6			6
UNILAB		2	4	67%	6
COMPASSION PEDIATRIC URGENT CARE LLC		2	4	67%	6
CVS TX8322POCT AUSTIN		6			6
UF HEALTH PATHOLOGY LABORATORIES			5	100%	5
PRECISION DIAGNOSTICS INC - NJ		5			5
PM PEDIATRICS OF BAYSIDE PLLC		5			5
CVS MA1852POCT MEDWAY		5			5
MEDEXPRESS URGENT CARE FOX CHAPEL		5			5
RHEA MEDICAL CENTER		5			5
WEST PACIFIC MEDICAL LABORATORY			5	100%	5
MINUTECLINIC DIAG OF IND, LLC #8645		5			5
MEDEXPRESS URGENT CARE MURRYSVILLE		3	2	40%	5
Bon Secours Place		4	1	20%	5
DAVISON HEALTH CENTER WESLEYAN UNIVERS		5			5

# COVID-19: testing by laboratory

Data through Apr 12, 2021 verified as of Apr 13, 2021 at 09:25 AM

Data in this report are provisional and subject to change.

The numbers in the table below represent the number of Florida and non-Florida residents for whom test results were received by the Department of Health. A person can be tested by more than one laboratory and can have both positive and negative results. **Therefore, the sum of the numbers in each column will be larger than the total number of people tested.**

Reporting lab	Inconclusive	Negative	Positive	Percent positive	Total
BAYCARE MEDICAL GROUP, INC		5			5
BEACH HOUSE		5			5
SUNSHINE STATE DIALYSIS			5	100%	5
NORTHPORT MEDICAL CENTER LAB		5			5
DAVENPORT PEDIATRICS PA		1	4	80%	5
CENTRAL JERSEY URGENT CARE OF BROWN MI		5			5
MID - FLORIDA PATHOLOGY LLC		1	4	80%	5
JOHN T MACKAY MD			5	100%	5
SEACOAST PATHOLOGY PROFESSIONAL ASSOC		5			5
Kroger 099 - The Little Clinic Fort Collins		5			5
LIVING WATERS MEDICAL CENTER			5	100%	5
DOCS URGENT CARE		1	4	80%	5
CELERION			5	100%	5
EAST GEORGIA REGIONAL MEDICAL CENTER		4	1	20%	5
RAPID MEDLAB (004MO)		4	1	20%	5
ATLANTIC SURGERY CENTER OF JACKSONVILLE BEACH		5			5
ABSOLUTE HEALTH		5			5
ELDER ALTERNATIVES INC		3	2	40%	5
MINNESOTA DEPARTMENT OF HEALTH PUBLIC HEALTH LABORATORY DIVISION	1		4	80%	5
MINUTECLINIC, LLC #1431		4	1	20%	5
AMERICAN MEDICAL RESPONSE - DENVER		2	3	60%	5
MD ANDERSON CANCER CENTER DI BAY AREA			5	100%	5
XRL SXF REF LAB		5			5
FLAGLER HEALTH SERVICES INC			5	100%	5
Enterprise Health and Rehabilitation Center		5			5
CVS MINUTE CLINIC DIAGNOSTIC MED GRP OF CAL		5			5
CAREATC, INC.			5	100%	5
CYPRESS CREEK MEDICAL CENTER			5	100%	5
CULVER-STOCKTON COLLEGE		5			5
MINUTECLINIC, LLC #7139		5			5
CVS TX5877POCT PEARLAND		5			5
MINUTECLINIC DIAGNOSTIC OF OHIO #6147		4	1	20%	5
QUALITY MEDICAL CARE			5	100%	5
KETTERING HEALTH			5	100%	5
INDIAN RIVER PRIMARY CARE PA		5			5
MIAMI CANCER INSTITUTE			5	100%	5
EASTCHESTER PEDIATRIC MEDICAL GROUP		5			5
SUTTER TRACY COMMUNITY HOSPITAL			5	100%	5
Walker BaptistMedCtr		4	1	20%	5
LABS PLUS LLC		5			5
RIVERVIEW ALF OPERATOR LLC			5	100%	5
WINCHESTER MEDICAL CENTER			5	100%	5
MAINE DEPARTMENT OF HEALTH AND HUMAN SERVICES			5	100%	5
MEASE CONTINUING CARE		3	2	40%	5
JACKSON SOUTH COMMUNITY HOSPITAL LAB			5	100%	5
CVS AZ10150POCT PHOENIX		4	1	20%	5
DIAMOND SPEEDWAY DIALYSIS		1	4	80%	5

# COVID-19: testing by laboratory

Data through Apr 12, 2021 verified as of Apr 13, 2021 at 09:25 AM

Data in this report are provisional and subject to change.

The numbers in the table below represent the number of Florida and non-Florida residents for whom test results were received by the Department of Health. A person can be tested by more than one laboratory and can have both positive and negative results. **Therefore, the sum of the numbers in each column will be larger than the total number of people tested.**

Reporting lab	Inconclusive	Negative	Positive	Percent positive	Total
HENDRY REGIONAL CONVENIENT CARE CENTER			5	100%	5
UNIVERSITY OF CHICAGO MEDICAL CENTER LAB			5	100%	5
CVS SC5479POCT INDIAN LAND		5			5
CELEBRATION PEDIATRICS PA			5	100%	5
FINLAY		1	4	80%	5
CAPE COD HOSPITAL			5	100%	5
ADVANCED PEDIATRICS OF BOCA LLC			5	100%	5
Highland Pines Health and Rehab		5			5
CVS MA1095POCT AMHERST		4	1	20%	5
KEYSTONE REHABILITATION AND HEALTH CENTER		1	4	80%	5
LAKE MARY HEALTH AND REHABILITATION CENTER		1	4	80%	5
COLUMBIA MEMORIAL HOSPITAL LABORATORY		5			5
CLINICAL CARE INC			5	100%	5
WOODHULL MEDICAL AND MENTAL HEALTH CTR		5			5
CVS SC1540POCT MYRTLE BEACH		4	1	20%	5
SONATA VERO BEACH		5			5
REGIONAL MEDICAL CENTER BAYONET POINT			5	100%	5
NORTH DADE NURSING AND REHABILITATION CENTER			5	100%	5
MINUTECLINIC DIAGNOSTIC OF OHIO #2964		5			5
NATURE COAST PRIMARY CARE LAB LLC		1	4	80%	5
OCCMED SOLUTIONS		2	3	60%	5
NHC HealthCare Anniston		5			5
LAKEVIEW HEALTHCARE SYSTEM LLC			5	100%	5
SIGNATURE URGENT CARE			5	100%	5
GULF COAST VETERANS HCS PANAMA CITY OPC		5			5
OHIO DEPARTMENT OF HEALTH			5	100%	5
URGENT CARE OF ERWIN		5			5
BREVARD FAMILY WALK IN CLINIC			5	100%	5
MD NOW MEDICAL CENTER INC			5	100%	5
DOCTORS HOSPITAL OF AUGUSTA		5			5
CVS NC3803POCT MOORESVILLE		5			5
HAWTHORNE HEALTH AND REHABILITATION			5	100%	5
FRESENIUS KIDNEY CARE SOUTH ORLANDO			5	100%	5
MEDEXPRESS - NEW CASTLE, DUPONT HWY		4	1	20%	5
DICKSON MEDICAL ASSOCIATES PC PATH LAB		4	1	20%	5
CAREHERE LCS- EUSTIS			5	100%	5
MCKENZIE-WILLAMETTE MEDICAL CENTER LAB		5			5
MINUTECLINIC DIAG OF IND, LLC #6910		5			5
WHITE WILSON MEDICAL CENTER - FWB		1	4	80%	5
BLUETAIL MEDICAL GROUP, LLC		4	1	20%	5
PARADIGM LABORATORIES			5	100%	5
AHF PUBLIC HEALTH LABORATORY			5	100%	5
FLORIDA PRIMARY & SPECIALTY CARE		5			5
FLORIDA PRIMARY CARE AND SPORTS MEDICINE INC		2	3	60%	5
HILLSBOROUGH COUNTY HEALTH DEPARTMENT			5	100%	5
CVS NV408817POCT LAS VEGAS		1	4	80%	5
MEDEXPRESS URGENT CARE LAVALE		5			5

# COVID-19: testing by laboratory

Data through Apr 12, 2021 verified as of Apr 13, 2021 at 09:25 AM

Data in this report are provisional and subject to change.

The numbers in the table below represent the number of Florida and non-Florida residents for whom test results were received by the Department of Health. A person can be tested by more than one laboratory and can have both positive and negative results. **Therefore, the sum of the numbers in each column will be larger than the total number of people tested.**

Reporting lab	Inconclusive	Negative	Positive	Percent positive	Total
ELITE CARE			5	100%	5
COOPER HOSPITAL/UNIVERSITY MEDICAL		5			5
PIEDMONT HOSPITAL LAB			5	100%	5
QUEST DIAGNOSTICS PSC		1	4	80%	5
SEASIDE MANOR			5	100%	5
HACKENSACK UNIV MED CTR-PATHOLOGY DEPT		5			5
ALL 4 KIDZ PEDIATRICS		3	2	40%	5
MINUTECLINIC # 21110		3	2	40%	5
INTERNAL MEDICINE & PRIMARY CARE ASSOCIATES, PLC			5	100%	5
MEDEXPRESS URGENT CARE - FREDERICK		5			5
ORLANDO HEALTH PHYSICIAN GROUP			5	100%	5
NORTHERN MICHIGAN UNIVERSITY ATHLETICS		5			5
BOROPARK URGENT CARE		4	1	20%	5
DEPARTMENT OF HEALTH AND HUMAN SERVICES DIVISION OF BEHAVIORAL HEALTH		1	4	80%	5
OMNICARE PHARMACY OF TEXAS 1, LP DBA OMNICARE		5			5
MINUTECLINIC DIAG OF IND, LLC #6553		5			5
MASSASHUSETTS STATE LAB INSTITUTE		2	3	60%	5
CVS SC4122POCT TAYLORS		5			5
CARENOW URGENT CARE - CENTRAL AUSTIN		1	4	80%	5
PM PEDIATRICS OF SELDEN		3	2	40%	5
MEDEXPRESS - COLLINSVILLE BELT LINE		3	2	40%	5
LEHIGH REGIONAL MEDICAL CENTER LABORATORY		3	2	40%	5
PRL NYC PANDEMIC RESPONSE LAB			5	100%	5
MINUTECLINIC DIAG OF IND LLC #6840		5			5
UNIVERSITY OF MEMPHIS ATHLETIC TRAINING		5			5
SAFETY HARBOR SENIOR LIVING			5	100%	5
REELFOOT FAMILY WALK IN CLINIC		4	1	20%	5
MINUTE CLINIC, LLC #1434		5			5
Kroger 449 - The Little Clinic Mountain Park		4	1	20%	5
UW MEDICINE VIROLOGY LAB			5	100%	5
NORTHSIDE MEDICAL CENTER		5			5
ST JOHNS BIOMEDICAL LAB		5			5
INVERNESS FAMILY CARE HIGH RISK PLLC			5	100%	5
THE LITTLE CLINIC			5	100%	5
PEDIATRICS OF CENTRAL FLORIDA - POINCIANA		3	2	40%	5
WELLSTAR ATLANTA MEDICAL CENTER LABORATORY		5			5
THE UNIVERSITY OF VERMONT MEDICAL CENTER		4	1	20%	5
WESTMINSTER SHORES			5	100%	5
EAST SIDE CLINICAL LABORATORY		4	1	20%	5
MINUTECLINIC DIAGNOSTIC OF PENNSYLVANIA, LLC #1545		5			5
ARKANSAS DEPARTMENT OF HEALTH			5	100%	5
FAMILY TREE DNA			5	100%	5
COMMONS AT ORLANDO LUTHERAN TOWERS SNF			5	100%	5
TOXUSALABS DBA CONNECTDX LABS		4	1	20%	5
DISCOVERY VILLAGE AT STUART		2	3	60%	5
BAPTIST HOSPITAL EMPLOYEE HEALTH OFFICE			5	100%	5
MINUTECLINIC DIAG OF IND, LLC #6648		3	2	40%	5

# COVID-19: testing by laboratory

Data through Apr 12, 2021 verified as of Apr 13, 2021 at 09:25 AM

Data in this report are provisional and subject to change.

The numbers in the table below represent the number of Florida and non-Florida residents for whom test results were received by the Department of Health. A person can be tested by more than one laboratory and can have both positive and negative results. **Therefore, the sum of the numbers in each column will be larger than the total number of people tested.**

Reporting lab	Inconclusive	Negative	Positive	Percent positive	Total
CARL R DARNALL ARMY MEDICAL CENTER			5	100%	5
ALLIANCE FOR MULTISPECIALTY RESEARCH		5			5
CFP PHYSICIANS GROUP			5	100%	5
SOUTH FLORIDA FAMILY HEALTH & RESEARCH CTR			5	100%	5
MARTHA A PRICE MD PA		2	3	60%	5
AUGUSTA HEALTH			5	100%	5
MINUTECLINIC MINUTECLINIC #3665		5			5
PHYSICIANS IMMEDIATE CARE ELGIN			5	100%	5
MEDEXPRESS URGENT CARE - MOUNTAIN HOME		4	1	20%	5
THE CLINIC OF PEDIATRICS & GI MEDICINE, INC			5	100%	5
URGENT CARE COASTAL GA			5	100%	5
SJH			5	100%	5
FOUNDCARE, INC			5	100%	5
Hiawatha Care Center		5			5
FLORIDA HOSPITAL LAKE MARY		5			5
CVS MA1845POCT WILMINGTON		4	1	20%	5
CVS TN7698POCT KNOXVILLE		5			5
MEDEXPRESS URGENT CARE HUNTINGTON		5			5
SANTOS REHABILITATION CENTER INC			5	100%	5
ADVENTHEALTH CAR CENTER APOPKA			5	100%	5
LAKE COUNTY DETENTION CENTER		3	2	40%	5
CHIEFLAND MEDICAL CENTER LLC			5	100%	5
CVS MA447POCT NORTHAMPTON		3	2	40%	5
ADVICE FOR OPTIMAL WELLNESS		2	3	60%	5
RIO PINAR HEALTH CARE			5	100%	5
RURAL HEALTH CARE INC			5	100%	5
OCHSNER MEDICAL CENTER			5	100%	5
CVS OH2518POCT COLUMBUS		4	1	20%	5
CLEVELAND CLINIC MARTIN HEALTH NURSING & RESTORATIVE		5			5
FRANCES WARDE MEDICAL LABORATORY		2	3	60%	5
MEDEXPRESS URGENT CARE - LOGAN		5			5
MEDICAL CENTER OF BLOUNTSTOWN			5	100%	5
BIOTECH CLINICAL LABORATORY			5	100%	5
WATERTOWN URGENT CARE PLLC		5			5
BAPTIST HEALTH - TOWN CENTER			5	100%	5
ARC POINT LABS OF AUSTIN NORTH			5	100%	5
FIFTH AVENUE PEDIATRICS		3	2	40%	5
INFECTION CONTROL/ EMPHEALTH		3	2	40%	5
FHPG FAMILY MEDICAL CENTER OF TAMPA BAY		1	4	80%	5
APOLLO GARDENS RETIREMENT RESIDENCE CARE		5			5
Hillspring of Springboro		5			5
REHABILITATION CENTER AT JUPITER GARDENS		5			5
EAST CENTRAL FLORIDA OUT PATIENT IMAGING			5	100%	5
THE DOCTORS CENTER HEALTHCARE-SOUTHSIDE		1	4	80%	5
MINUTECLINIC #2797		5			5
MINUTECLINIC, DIAGNOSTIC OF TEXAS, LLC		5			5
ADVENT HEALTH - TUSKAWILLA		4	1	20%	5

# COVID-19: testing by laboratory

Data through Apr 12, 2021 verified as of Apr 13, 2021 at 09:25 AM

Data in this report are provisional and subject to change.

The numbers in the table below represent the number of Florida and non-Florida residents for whom test results were received by the Department of Health. A person can be tested by more than one laboratory and can have both positive and negative results. **Therefore, the sum of the numbers in each column will be larger than the total number of people tested.**

Reporting lab	Inconclusive	Negative	Positive	Percent positive	Total
MINUTECLINIC DIAGNOSTIC OF OHIO #6139		5			5
BAYSHORE LABORATORY		4	1	20%	5
CVS OH10893POCT PARMA		2	3	60%	5
DEPARTMENT OF HEALTH AND HUMAN SERVICES LANSING			5	100%	5
INDIANA STATE DEPARTMENT OF HEALTH LABORATORIES			5	100%	5
GENTLE HANDS MOBILE PHLEBOTOMY			5	100%	5
SCIENCE CARE			5	100%	5
EAST BANK HOSPITAL - UNIVERSITY OF MINNESOTA MEDICAL CENTER			5	100%	5
CVS NC2771POCT CLAYTON		4	1	20%	5
Life Care Center of Estero			5	100%	5
HENDRY/GLADES COUNTY HEALTH DEPARTMENT		4	1	20%	5
PREMIER MEDICAL LABORATORY	1	2	2	40%	5
PREMIER PEDIATRICS		1	4	80%	5
WILSON PEDIATRICS			5	100%	5
NORTHWOOD UNIVERSITY-BENNETT SPORTS CENTER		5			5
UCF STUDENT HEALTH SERVICES LABORATORY		2	3	60%	5
FRESENIUS MEDICAL CARE			5	100%	5
PEDIATRICS OF ALTAMONTE		5			5
CHAMPLAIN VALLEY PHYSICIANS HOSPITAL		3	2	40%	5
ALPHADERA LABS, LLC			5	100%	5
CVS NC3853POCT BURLINGTON		4	1	20%	5
TANNER MEDICAL CENTER EAST AL		5			5
TALLAHASSEE MEMORIAL HEALTHCARE			5	100%	5
ST BARNABAS HOSPITAL		5			5
METHODIST HEALTHCARE UNIVERSITY HOSPIT		5			5
CVS IL8751POCT CHICAGO		5			5
Samuel S. Stratton VAMC		5			5
HEALTHCARE NETWORK OF SOUTHWEST FLORIDA			5	100%	5
PRECISION LABS LLC		2	3	60%	5
LABCORP UNSPECIFIED		5			5
MINUTECLINIC, LLC #07852		4	1	20%	5
CVS ME329POCT PORTLAND		5			5
GREENVILLE MEMORIAL HOSPITAL LAB			5	100%	5
CVS PA10034POCT PITTSBURGH		5			5
PUTNAM HOSPITAL CENTER LABORATORY		5			5
FLORIDA CLINICAL LABORATORY - BIOREFERENCE LABORATORIES		2	3	60%	5
QUATRACOR PLLC		5			5
RUSH UNIVERSITY MEDICAL CENTER LABORATORY			5	100%	5
NIBHA MEDIRATTA MD PL			5	100%	5
TRUSTBRIDGE			5	100%	5
DOCTORS HOSPITAL LAB MEDICAL OFFICE BUILDING			5	100%	5
AHC Decatur County		5			5
URGENT MED INC		3	2	40%	5
EGL GENETICS DIAGNOSTICS			5	100%	5
THONOTOSASSA COMMUNITY HEALTH CENTER		1	4	80%	5
LIFEPLUS HEALTHCARE GROUP INC		5			5
MEDEXPRESS URGENT CARE- COLUMBIA HEIGH		5			5

# COVID-19: testing by laboratory

Data through Apr 12, 2021 verified as of Apr 13, 2021 at 09:25 AM

Data in this report are provisional and subject to change.

The numbers in the table below represent the number of Florida and non-Florida residents for whom test results were received by the Department of Health. A person can be tested by more than one laboratory and can have both positive and negative results. **Therefore, the sum of the numbers in each column will be larger than the total number of people tested.**

Reporting lab	Inconclusive	Negative	Positive	Percent positive	Total
VEIL VALLEY MEDICAL CENTER			5	100%	5
RELIANT IMMUNE DIAGNOSTICS			5	100%	5
CVS MA2172POCT NORTH GRAFTON		5			5
FORSYTH HOUSE			5	100%	5
CLINICAL PATHOLOGY LABORATORIES			5	100%	5
FLORIDA DEPARTMENT OF HEALTH - INVERNESS		3	2	40%	5
CVS PA2688POCT COLLEGEVILLE		5			5
THE RETREAT AT PORT ORANGE			5	100%	5
JOE DIMAGGIO CHILDREN'S HOSPITAL		1	4	80%	5
HUNT CLUB MEDICAL CARE			5	100%	5
CVS IN8669POCT INDIANAPOLIS		4	1	20%	5
BROOKDALE NEW PORT RICHEY			5	100%	5
Army Residence Community		5			5
DIAGNOSTECHS		4	1	20%	5
SOUTH BEND MEDICAL FOUNDATION			5	100%	5
MERCY URGENT CARE			5	100%	5
MEDEXPRESS URGENT CARE PLEASANT HILLS		4	1	20%	5
STEBEN COUNTY PUBLIC HEALTH		5			5
OPTUMCARE FLORIDA, LLC		3	2	40%	5
INNOVATIVE COVID-DIVERSEY			5	100%	5
CVS TX7821POCT LEAGUE CITY		5			5
ENT AND ALLERGY ASSOCIATES OF FLORIDA, LLC			5	100%	5
ADVENTHEALTH MEDICALGROUP PEDIATRICS AT ORLANDO		5			5
MENORAH MANOR			5	100%	5
LPG PEDIATRICS AT CAPE CORAL		5			5
PINECREST PEDIATRICS GROUP LLC			5	100%	5
COPELAND MEDICAL CLINIC		3	2	40%	5
PAUL GRECO MD CONCIERGE MEDICAL SERVICES PL		5			5
UPMC HEALTH SYSTEM		4	1	20%	5
CVS NJ862POCT MARLBORO		5			5
CVS MO10053POCT SAINT PETERS		5			5
FALLSBURG CHAI		5			5
BROWNE MEDICAL LLC		3	2	40%	5
PELICAN LANDING		1	4	80%	5
ST VINCENTS AMBULATORY CARE INC		3	2	40%	5
PATIENT FIRST - LEESBURG			5	100%	5
JUPITER ISLAND MEDICAL CLINIC INC		5			5
CITRUS HEALTH NETWORK INC		2	3	60%	5
MC DIAGNOSTIC OF CONNECTICUT, PC #114		5			5
MEDEXPRESS URGENT CARE - BECKLEY CROSS		4	1	20%	5
INVESCLINIC US, LLC		5			5
CVS MD1515POCT LEONARDTOWN		4	1	20%	5
UNIVERSITY OF MIAMI / SCCC RESEARCH LABORATORY			5	100%	5
PEDIATRIC URGENT HEALTH CARE			5	100%	5
MIAMI MEDICAL CONSULTANT PA			5	100%	5
NORTH SHORE HEMATOLOGY-ONCOLOGY ASSOCIATES, PC		5			5
CVS TX10140POCT THE WOODLANDS		5			5

# COVID-19: testing by laboratory

Data through Apr 12, 2021 verified as of Apr 13, 2021 at 09:25 AM

Data in this report are provisional and subject to change.

The numbers in the table below represent the number of Florida and non-Florida residents for whom test results were received by the Department of Health. A person can be tested by more than one laboratory and can have both positive and negative results. **Therefore, the sum of the numbers in each column will be larger than the total number of people tested.**

Reporting lab	Inconclusive	Negative	Positive	Percent positive	Total
LAFAYETTE NURSING AND REHAB			5	100%	5
OURMED		4	1	20%	5
QUINTON MEMORIAL HEALTH CARE CENTER		5			5
AEL KNOXVILLE			5	100%	5
CVS MA1022POCT CAMBRIDGE		5			5
MORGAN STANLEY HEALTH CENTER		5			5
PRINCIPLE HOSPICE SERVICE, LLC			5	100%	5
LAKE NONA PEDIATRICS IN ASSOCIATION WITH NEMOURS		5			5
NOVANT HEALTH UVA		2	3	60%	5
CVS CA9606POCT TEMECULA		5			5
WELLMED AT FORT PIERCE		3	2	40%	5
MIZELL MEMORIAL HOSPITAL			5	100%	5
MEDICAL UNIVERSITY SC HOSPITAL			5	100%	5
IMIC INC RESEARCH			4	100%	4
FLORIDA HEALTH CARE PLANS STIRLING CENTER			4	100%	4
MEDEXPRESS URGENT CARE - TEAYS VALLEY		3	1	25%	4
OHIO CVS STORES		3	1	25%	4
CVS TX8387POCT AUSTIN		4			4
CVS IL1170POCT JOLIET		4			4
CVS PA258POCT MCKEES ROCKS		4			4
MONROE COUNTY DEPT OF PUBLIC HEALTH ST		4			4
Kroger 125 - The Little Clinic Castle Rock		3	1	25%	4
LEON MEDICAL CENTERS, LLC			4	100%	4
TMH PHYSICIAN PARTNERS SOUTHWOOD		1	3	75%	4
COLISEUM MED CTR LLC/COLISEUM MED CTRS		3	1	25%	4
HAVEN CUSTEAD CARE CENTER		1	3	75%	4
JOSEPH SCHENKER MD PC		4			4
GIEBEIG FAMILY MEDICINE PA			4	100%	4
HARBOUR ISLAND PEDIATRICS LLC			4	100%	4
CVS CA8850POCT HUNTINGTON BEACH		3	1	25%	4
VIDANT MEDICAL CENTER			4	100%	4
CARE ONE PRIMARY CARE			4	100%	4
Kroger 895 - The Little Clinic Green Hills		4			4
MEDEXPRESS URGENT CARE - WICHITA, S SENECA ST		2	2	50%	4
Crowne Health Care of Greenville		4			4
CARNEGIE HILL PEDIATRICS LLP		3	1	25%	4
MINUTECLINIC, LLC (CLINIC 10928)		4			4
MINUTECLINIC DIAGNOSTIC OF OHIO #5060		4			4
MAILBOX DIAGNOSTICS		2	2	50%	4
KENTUCKY CABINET FOR HEALTH AND FAMILY SERVICES			4	100%	4
MEDEXPRESS URGENT CARE - WEST ST PAUL, ROBERT ST S		3	1	25%	4
LEVY COUNTY DEPT. OF PUBLIC SAFETY		2	2	50%	4
OPTUM OF RED ROAD		4			4
AIRPORT CLINIC			4	100%	4
SHARP MEMORIAL HOSPITAL MICROBIOLOGY DEPT			4	100%	4
INSTANT MEDICAL CARE CENTER		3	1	25%	4
Health Care Center of Jacksonville			4	100%	4

# COVID-19: testing by laboratory

Data through Apr 12, 2021 verified as of Apr 13, 2021 at 09:25 AM

Data in this report are provisional and subject to change.

The numbers in the table below represent the number of Florida and non-Florida residents for whom test results were received by the Department of Health. A person can be tested by more than one laboratory and can have both positive and negative results. **Therefore, the sum of the numbers in each column will be larger than the total number of people tested.**

Reporting lab	Inconclusive	Negative	Positive	Percent positive	Total
AURORA BAYCARE UROLOGY			4	100%	4
SOMA MEDICAL CENTER PA #3 PALOMINO			4	100%	4
AHC of Mckenzie		4			4
POWERS PEDIATRICS			4	100%	4
EXPRESS TESTING-ONE			4	100%	4
UNIVERSITY OF MIAMI STUDENT HEALTH SERVICE			4	100%	4
Marian Manor, Inc		4			4
MEMORIAL HEALTH CARE SYSTEMS			4	100%	4
DACH MAIN LAB			4	100%	4
WALGREENS# 00323		4			4
BAPTIST HEALTH MEDICAL CENTER			4	100%	4
INFINITI LABS INC			4	100%	4
MEDEXPRESS URGENT CARE- ALLISON PARK		2	2	50%	4
DYNACARE LABORATORIES			4	100%	4
Kroger 124 - The Little Clinic University		3	1	25%	4
MINUTECLINIC DIAGNOSTIC OF WISCONSIN, LLC		4			4
IVY CREEK URGENT CARE OF ENTERPRISE			4	100%	4
MEDEXPRESS URGENT CARE - WESTFIELD, E MAIN ST		3	1	25%	4
NEXT BIO RESEARCH SERVICES, LLC		1	3	75%	4
PARKWAY DRUGS OF ONEIDA COUNTY NORTH I		3	1	25%	4
MEDEXPRESS URGENT CARE, LANCASTER WEST		2	2	50%	4
CAREWELL 202			4	100%	4
UNIVERSITY OF WASHINGTON MEDICAL CENTER (UWMC) EMERGENCY DEPT.			4	100%	4
MOBIL LAB FOR ALL INC		4			4
ManorCare Rehabilitation Center- Decatur		4			4
TARPON SPRINGS PEDIATRICS, LLC			4	100%	4
REMEDY URGENT CLINIC		2	2	50%	4
BAYLOR ESOTERIC AND MOLECULAR LAB			4	100%	4
AIREVAC INTERNATIONAL		4			4
SARASOTA PERSONAL MEDICINE		2	2	50%	4
PALM BEACH CANCER INSTITUTE			4	100%	4
PIEDMONT NEWNAN HOSPITAL		4			4
HACKENSACK MERIDIAN URGENT CARE, PC		4			4
MINUTECLINIC DIAGNOSTIC OF NORTH CARO		4			4
Lakeside Oaks Care Center			4	100%	4
MEDEXPRESS URGENT CARE MARTINSBURG		2	2	50%	4
CONSULATE HEATH CARE AT WEST ALTAMONTE			4	100%	4
SIGNATURE CARE EMERGENCY CENTER		2	2	50%	4
ORANGE COUNTY HEALTH DEPARTMENT		2	2	50%	4
UF HEALTH PATHOLOGY LABORATORIES			4	100%	4
MEDICAL CENTER ENTERPRISE			4	100%	4
LEESBURG REGIONAL MEDICAL CENTER URGENT CARE			4	100%	4
SMOKY MOUNTAIN URGENT CARE AND FAMILY MEDICINE CENTER			4	100%	4
ACCESS RECOVERY SOLUTIONS LLC			4	100%	4
MID FLORIDA HEALTH INC			4	100%	4
SONIC REFERENCE LABORATORY			4	100%	4
MINUTECLINIC OF NEVADA-2955 S FT APACH		4			4

# COVID-19: testing by laboratory

Data through Apr 12, 2021 verified as of Apr 13, 2021 at 09:25 AM

Data in this report are provisional and subject to change.

The numbers in the table below represent the number of Florida and non-Florida residents for whom test results were received by the Department of Health. A person can be tested by more than one laboratory and can have both positive and negative results. **Therefore, the sum of the numbers in each column will be larger than the total number of people tested.**

Reporting lab	Inconclusive	Negative	Positive	Percent positive	Total
Kroger 186 - The Little Clinic Holiday Manor		3	1	25%	4
MONTEFIORE MEDICAL CENTER LABS MONTEFIORE		3	1	25%	4
Brookcrest Nursing Home		4			4
SANFORD SOUTH UNIVERSITY		4			4
HCR ManorCare Greentree		4			4
MINUTECLINIC DIAG OF IND LLC #1367		4			4
BETTERMED URGENT CARE			4	100%	4
HEALTHQUEST, INC		3	1	25%	4
BARTON MEMORIAL HOSPITAL		3	1	25%	4
PANCARE HEALTH - PONCE DE LEON			4	100%	4
PARADISE VILLA ALF INCORPORATED		4			4
CLINICAL CARE CENTER, INC			4	100%	4
Oak Creek Terrace		4			4
GILCHRIST COUNTY HEALTH DEPT			4	100%	4
DOCTORS OFFICE OF NEW JERSEY		4			4
MEDEXPRESS URGENT CARE - MARKHAM STREE		3	1	25%	4
HELIX DIAGNOSTIX		1	3	75%	4
WELLMED AT APOLLO BEACH BLVD		2	2	50%	4
NOT GIVEN		1	3	75%	4
MAURY REGIONAL MEDICAL CENTER		4			4
GERALD CHAMPION REGIONAL MEDICAL CENTE		4			4
CONSOLIDATED LABORATORY SERVICES			4	100%	4
ANY LAB TEST FAST CORP		3	1	25%	4
FAMILY MEDICINE AT WINTER PARK			4	100%	4
Millennium Nursing & Rehab Center		4			4
FLORIDA MEDICAL CLINIC -INTERNAL MED DADE CITY			4	100%	4
PHYSICIANS QUALITY CARE			4	100%	4
ADVENTHEALTH MEDICAL GROUP PEDIATRICS		1	3	75%	4
NHC HealthCare, Pulaski		4			4
MINUTECLINIC DIAGNOSTIC MED GRP OF SAN		3	1	25%	4
DEACONESS HOSPITAL			4	100%	4
WILLIAM A HINTON STATE LABORATORY INSTITUTE		1	3	75%	4
ADVENTHEALTH GORDON		4			4
Grace Rehabilitation of Vero Beach		4			4
BOND & STEELE CLINIC PA D/B/A BOND CLINIC PA		4			4
SunTerrace Health Care Center		3	1	25%	4
Kroger 339 - The Little Clinic Highlands - Bardstown Road		4			4
CVS CT750POCT ENFIELD		4			4
ADVENT HEALTH MEDICAL GROUP		3	1	25%	4
REHABILITATION CENTER OF WINTER PARK,THE			4	100%	4
HARBORCHASE OF VILLAGES CROSSING			4	100%	4
MARSHFIELD LABORATORIES			4	100%	4
CULLMAN REGIONAL URGENT CARE		3	1	25%	4
FLORIDA HEART AND VASCULAR			4	100%	4
PHYSICIANS IMMEDIATE CARE AURORA			4	100%	4
MINUTECLINIC DIAGNOSTIC OF PENNSYLVAN		3	1	25%	4
CVS MA507POCT LEOMINSTER		3	1	25%	4

# COVID-19: testing by laboratory

Data through Apr 12, 2021 verified as of Apr 13, 2021 at 09:25 AM

Data in this report are provisional and subject to change.

The numbers in the table below represent the number of Florida and non-Florida residents for whom test results were received by the Department of Health. A person can be tested by more than one laboratory and can have both positive and negative results. **Therefore, the sum of the numbers in each column will be larger than the total number of people tested.**

Reporting lab	Inconclusive	Negative	Positive	Percent positive	Total
Crowne Health Care of Montgomery		4			4
DERMATOLOGY SPECIALISTS OF FL - DR. JON WARD			4	100%	4
PM PEDIATRICS OF BAYSIDE, PLLC - MANHASSET		4			4
MEDEXPRESS URGENT CARE - WILKES BARRE		3	1	25%	4
MEDEXPRESS URGENT CARE - FORT SMITH		4			4
MD ANDERSON			4	100%	4
Hunterdon Medical Center Laboratory		4			4
DEPARTMENT OF HEALTH/ NEW YORK			4	100%	4
GENEVA GENERAL HOSPITAL LABORATORY		3	1	25%	4
Sears Coastal Nursing and Rehab		4			4
LAKE FOREST PARK OP CO LLC		4			4
ADVENTHEALTH MEDICAL GROUP INTERNAL MEDICINE		3	1	25%	4
CVS CA9963POCT SAN DIEGO		4			4
JFK INTERNAL MEDICINE FACULTY PRACTICE		2	2	50%	4
IMA MEDICAL CENTER OF OVIEDO			4	100%	4
PLAINVIEW PRIMARY CARE		4			4
GRADY MEMORIAL HOSPITAL/MICRO			4	100%	4
MEDICAL CENTER, THE		4			4
BETHPAGE MEDICAL PLLC		4			4
CVS GA2279POCT SUWANEE		4			4
ST JOSEPHS HOSPITAL PATHOLOGY LAB		3	1	25%	4
Metro West Nursing and Rehab			4	100%	4
INDUSTRY LAB DIAGNOSTIC PARTNERS			4	100%	4
PRESBYTERIAN FAMILY HEALTHCARE-KASEMAN		4			4
MOBILE URGENT CARE			4	100%	4
ROAN DRUG COMPANY LLC		4			4
STONE CLINICAL LABORATORIES OF FL LLC		4			4
CORIZON HEALTH INC			4	100%	4
CVS IN7653POCT EVANSVILLE		3	1	25%	4
PANCARE HEALTH YOUNGSTOWN			4	100%	4
BARRANCO CLINIC PA, THE	1	3			4
ST PETE DIRECT PRIMARY CARE		2	2	50%	4
MINUTE-CLINIC DIAGNOSTIC OF VIRGINIA, LLC #3949		4			4
SOUTHLAND SUITES OF LAKELAND			4	100%	4
CVS MN6811POCT PLYMOUTH		4			4
UNIVERSITY OF MICHIGAN		2	2	50%	4
MEDEXPRESS URGENT CARE - BECKLEY		2	2	50%	4
WESLEY CHAPEL INTERNAL MEDICINE AND PEDIATRICS			4	100%	4
ARCPPOINT LABS OF FORT LAUDERDALE, FL CENTRAL		1	3	75%	4
CVS MO4850POCT SPRINGFIELD		4			4
PORT ORANGE NURSING & REHAB			4	100%	4
RML PHARMACY PC		4			4
THE OASIS ALF		4			4
BETHESDA HOSPITAL WEST BLOOD GAS LAB			4	100%	4
LB Broen Home		4			4
CVS PA10825POCT PLYMOUTH MEETING		4			4
COMMUNITY HEALTH CENTERS INC			4	100%	4

# COVID-19: testing by laboratory

Data through Apr 12, 2021 verified as of Apr 13, 2021 at 09:25 AM

Data in this report are provisional and subject to change.

The numbers in the table below represent the number of Florida and non-Florida residents for whom test results were received by the Department of Health. A person can be tested by more than one laboratory and can have both positive and negative results. **Therefore, the sum of the numbers in each column will be larger than the total number of people tested.**

Reporting lab	Inconclusive	Negative	Positive	Percent positive	Total
CELAL GUROL ERBAY, MD			4	100%	4
HEALTH EXPRESS URGENT CARE		2	2	50%	4
EXTENDICARE HEALTH & REHAB CENTER		4			4
OPTUM FLORIDA		3	1	25%	4
MINUTECLINIC LLC (2335)		3	1	25%	4
TRIDENT BIOMETRICS		3	1	25%	4
CVS MO5655POCT LIBERTY		1	3	75%	4
Georgiana Health and Rehabilitation, LLC		4			4
ADVANCED URGENT CARE LLC		1	3	75%	4
REFUGE A HEALING PLACE, THE			4	100%	4
APOPKA FAMILY HEALTH CENTER		3	1	25%	4
MED EXPRESS URGENT CARE PC - MARYLAND		3	1	25%	4
JOHNNIE RUTH CLARKE LAB			4	100%	4
RELIANT ACUTE CARE			4	100%	4
RURAL/METRO MIDSOUTH,		4			4
ACCENT PHYSICIAN SPECIALISTS PA		4			4
HEART OF FLORIDA HEALTH CENTER INC		1	3	75%	4
MARK HOANG MD PA			4	100%	4
MEDEXPRESS URGENT CARE - KOKOMO		4			4
FAMILY MEDICINE AT WATERMAN		4			4
ALVARO J DANGOND MD PA		4			4
NEW YORK PHYSICIANS LLP		4			4
TIFT REGIONAL HLTH SYSTEM, INC DBA SOU		4			4
LAKE MARY PEDIATRICS			4	100%	4
DEPARTMENT OF HEALTH AND ENVIRONMENTAL CONTROL			4	100%	4
MINUTECLINIC DIAGNOSTIC MED GRP OF ORA		3	1	25%	4
WALGREENS #03287		4			4
SARASOTA IMMEDIATE CARE			4	100%	4
NEULIFE NEUROLOGICAL SERVICES LLC			4	100%	4
CVS MA2297677CV BOSTON		4			4
PRIMECARE		2	2	50%	4
PHOEBE PUTNEY MEMORIAL HOSPITAL		4			4
ManorCare Health Services Camp Hill		4			4
H/L of WEst AShley Rhabilitation and Nursing Center		4			4
MEDEXPRESS URGENT CARE - TULSA, S YALE AVE		4			4
SOUTHEASTERN REGIONAL MEDICAL CENTER			4	100%	4
Calusa Harbour			4	100%	4
AFTER HOURS PEDS			4	100%	4
MALABAR FAMILY PRACTICE		1	3	75%	4
FASTMED URGENT CARE			4	100%	4
FLORENCE - HUNTSVILLE HOSPITAL URGENT CARE		3	1	25%	4
CVS NH6596POCT HAMPTON		4			4
HOME DOCS		2	2	50%	4
MEDFIRST URGENT CARE			4	100%	4
CVS OH6149POCT UPPER ARLINGTON		2	2	50%	4
PILGRIM PHARMACY INC		4			4
Heartland of Boynton Beach			4	100%	4

# COVID-19: testing by laboratory

Data through Apr 12, 2021 verified as of Apr 13, 2021 at 09:25 AM

Data in this report are provisional and subject to change.

The numbers in the table below represent the number of Florida and non-Florida residents for whom test results were received by the Department of Health. A person can be tested by more than one laboratory and can have both positive and negative results. **Therefore, the sum of the numbers in each column will be larger than the total number of people tested.**

Reporting lab	Inconclusive	Negative	Positive	Percent positive	Total
GASTROENTEROLOGY ASSOC OF PENSACOLA, PA		2	2	50%	4
NDX-CORE LAB			4	100%	4
BUCKINGHAM PLACE ALF		4			4
CAPTAIN JAMES A. LOVELL FEDERAL HEALTHCARE CENTER			4	100%	4
MEDEXPRESS URGENT CARE - SUMMERSVILLE, WEBSTER RD		4			4
SACRED HEART HEALTH SYSTEMS INC			4	100%	4
CVS MA394POCT SEEKONK		4			4
BETHPAGE EXTENDED HOURS CENTER		4			4
University Plaza Rehabilitation and Nursing			4	100%	4
HAMPTON ALF AT 24TH ROAD LLC			4	100%	4
State Lab Unspecifd			4	100%	4
MICHIGAN HEALTH CLINIC LABORATORIES		3	1	25%	4
MEDEXPRESS URGENT CARE-SCOTT TOWNSHIP		3	1	25%	4
ADVENTHEALTH MEDICAL GROUP COMMUNITY MEDICINE		3	1	25%	4
FLORIDA DEPARTMENT OF HEALTH (FDOH)		2	2	50%	4
CENTERPLACE HEALTH, INC			4	100%	4
MEDEXPRESS URGENT CARE - WALDORF, CRAIN HWY		4			4
MOUNT SINAI AVENTURA DIAGNOSTIC CENTER			4	100%	4
SUMNER REGIONAL MEDICAL CENTER		3	1	25%	4
PINELLAS POINT NURSING AND REHAB			4	100%	4
CLINICAL LABORATORIES OF THE BUFFALO		3	1	25%	4
NYC PUBLIC HEALTH LABS			4	100%	4
COMMUNITY PHYSICIANS OF NORTH PORT PA			4	100%	4
Mill Valley Care Center		4			4
MONTANA DEPARTMENT OF PUBLIC HEALTH & HUMAN SERVICES			4	100%	4
CENTRAL FLORIDA INTERNAL OCCUPATIONAL AND		4			4
MINUTE CLINIC DIAGNOSTIC OF VIRGINIA, LLC #6292		3	1	25%	4
ENGLE CENTER FOR HEALTH SERVICES		4			4
NORTHSIDE HOSPITAL- CHEROKEE		3	1	25%	4
SOUTH FLORIDA PEDIATRIC PARTNERS			4	100%	4
CVS OH2342POCT WEST CHESTER		3	1	25%	4
MEDEXPRESS URGENT CARE - EWING		4			4
ADVENTHEALTH NEW SMYRNA BEACH COMMUNITY HEALTH			4	100%	4
CRESTAR LABS		2	2	50%	4
NORTH OKALOOSA CLINIC CORP		1	3	75%	4
BLACK STALLION WALK IN AND EXERCISE CLINICS LLC		1	3	75%	4
CAPITAL HEALTH LABORATORY INC			4	100%	4
TRUE HEALTH- HOFFNER		3	1	25%	4
DEPARTMENT OF HEALTH AND HUMAN SERVICES		2	2	50%	4
WALGREENS #07034		4			4
PREMIER PEDIATRICS LLC			4	100%	4
GUTHRIE MEDICAL GROUP - CORNING		3	1	25%	4
MEMORIAL HEALTHCARE SYSTEM		1	3	75%	4
FHPG TAMPA PRIMARY CARE			4	100%	4
MEDEXPRESS URGENT CARE, FAIRMONT		4			4
WE CARE - CARNIVAL CRUISELINE		4			4
FAMILY MEDICAL CLINIC HOMESTEAD, LLC			4	100%	4

# COVID-19: testing by laboratory

Data through Apr 12, 2021 verified as of Apr 13, 2021 at 09:25 AM

Data in this report are provisional and subject to change.

The numbers in the table below represent the number of Florida and non-Florida residents for whom test results were received by the Department of Health. A person can be tested by more than one laboratory and can have both positive and negative results. **Therefore, the sum of the numbers in each column will be larger than the total number of people tested.**

Reporting lab	Inconclusive	Negative	Positive	Percent positive	Total
CARENOW-LEBANON		2	2	50%	4
CVS MA2401POCT MARSHFIELD		3	1	25%	4
RAS MEDICAL SOLUTIONS, LLC		3	1	25%	4
Loretto Health and Rehabilitation Center		4			4
LAKE SIDE HOSPITAL BELLE GLADE			4	100%	4
CVS SC2269POCT COLUMBIA		3	1	25%	4
CVS AZ9210POCT SCOTTSDALE		4			4
Kroger 959 - The Little Clinic Carmel		4			4
CVS GA5622POCT DALLAS		3	1	25%	4
Chestnut Park Rehabilitation and Nursing Center		4			4
WELLSTAR WEST GEORGIA MEDICAL CENTER		4			4
ASCENSION ST VINCENT'S MEDICAL CENTER		3	1	25%	4
ELIZABETH CITY HEALTH & REHABILITATION		4			4
CVS NH2257POCT MANCHESTER		4			4
DEVANSH LAB WERKS		1	3	75%	4
EPI			4	100%	4
CVS CT718POCT ANSONIA		4			4
SINAI PLAZA NURSING AND REHAB CENTER			4	100%	4
PM PEDIATRICS OF SELDEN PLLC		4			4
MEADOWS AT CYPRESS GARDENS, THE		3	1	25%	4
OVIEDO CHILDRENS HEALTH CENTER LLC		1	3	75%	4
SKYLINE UROLOGY		4			4
WINDER NURSING INC DBA WINDER HEALTH CARE		4			4
LATCHER LABORATORY OF A O FOX MEMORIAL		2	2	50%	4
PATIENT FIRST - ALLENTOWN			4	100%	4
ST LUKES HOSPITAL LABORATORY		2	2	50%	4
CANDLER HOSPITAL PATHOLOGY LABORATORY		2	2	50%	4
MINNESOTA DEPARTMENT OF HEALTH LABORATORY	1		3	75%	4
CHILDREN'S MEDICAL GROUP		4			4
USCG SECTOR ST PETE		1	3	75%	4
MEDEXPRESS URGENT CARE - SOUTH PARKERSBURG		4			4
TOTAL RENAL LAB		3	1	25%	4
MINUTECLINIC, LLC #5707		4			4
EXCEL URGENT CARE OF NJ, LLC		2	2	50%	4
CVS PA1193POCT JENKINTOWN		4			4
SIGNATURE CARE MONTROSE		2	2	50%	4
MIAMI COMMUNITY HEALTH CENTER INC		1	3	75%	4
AFFINITY URGENT CARE			4	100%	4
REGIONAL MEDICAL LAB			4	100%	4
Kennedy University Hospital -Wash Twp L		4			4
MEDEXPRESS URGENT CARE - WAXAHACHIE, N HIGHWAY 77		2	2	50%	4
ARCPPOINT LABS OF ALTAMONTE SPRINGS		2	2	50%	4
BIOTEST PLASMA CENTER		4			4
MEDEXPRESS URGENT CARE - SOMERSET TOWNSHIP		4			4
CVS AZ5026POCT MESA		4			4
INTRACOASTAL LABS INC		4			4
CVS SC2250POCT COLUMBIA		4			4

# COVID-19: testing by laboratory

Data through Apr 12, 2021 verified as of Apr 13, 2021 at 09:25 AM

Data in this report are provisional and subject to change.

The numbers in the table below represent the number of Florida and non-Florida residents for whom test results were received by the Department of Health. A person can be tested by more than one laboratory and can have both positive and negative results. **Therefore, the sum of the numbers in each column will be larger than the total number of people tested.**

Reporting lab	Inconclusive	Negative	Positive	Percent positive	Total
WASHINGTON COLLEGE HEALTH SERVICES		4			4
SOUTH FLORIDA RESEARCH ORGANIZATION			4	100%	4
LOUISIANA DEPT. OF HEALTH AND HOSPITALS-INFECTIOUS DISEASE EPI SECTION			4	100%	4
CVS TX7288POCT DALLAS		4			4
FCHC (OB)-DARWIN SQUARE CTR.			4	100%	4
MEDAC AT PORTERS NECK			4	100%	4
ELEVATION DIAGNOSTICS		4			4
RIVER CITY MEDICAL ASSOCIATES INC			4	100%	4
LIFE CARE HOME HEALTH SERVICES LLC		1	3	75%	4
FISHERMEN'S HOSPITAL			4	100%	4
SOUTHWESTERN REGIONAL MEDICAL CENTER - TULSA		4			4
MINUTECLINIC DIAG OF IND, LLC #10190		4			4
URGENT CARE - OCONEE		2	2	50%	4
CARENOW URGENT CARE - WINTER SPRINGS		3	1	25%	4
ST JOSEPHS BEHAVIORAL HEALTH CENTER			4	100%	4
RUSSELL SAGE COLLEGE WELLNESS CENTER		4			4
WYOMING PUBLIC HEALTH LAB			4	100%	4
ST. MARY'S HOSPITAL			4	100%	4
NHC HealthCare, Cookeville		4			4
CELEBRATION PEDIATRICS			4	100%	4
OKLAHOMA STATE UNIVERSITY DIAGNOSTIC LAB			4	100%	4
OMNICARE PHARMACY OF TEXAS 1		4			4
MEDICINE SHOPPE #1306 THE		3	1	25%	4
SIENA COLLEGE SPORTS MEDICINE CENTER		4			4
BELLIN HEALTH LAB		1	3	75%	4
ASCENDI HOME HEALTH AGENCY INC			4	100%	4
MINUTECLINIC DIAGNOSTIC OF MICHIGAN, P		4			4
AIRCARE INTERNATIONAL		4			4
PEACEHEALTH LABORATORIES		3	1	25%	4
Kroger 752 - The Little Clinic Central Station		3	1	25%	4
UNIVERISTY OF MIAMI			4	100%	4
MEDEXPRESS URGENT CARE- FORT WORTH N T		4			4
CAREWELL URGENT CARE			4	100%	4
CULLMAN REGIONAL MEDICAL CENTER		3	1	25%	4
MEDEXPRESS URGENT CARE NORWIN		4			4
CVS OH3393POCT AURORA		3	1	25%	4
COLONIAL MEDICAL CENTER-EAST ORLANDO			4	100%	4
INTERMARKET FACILITY			4	100%	4
MINUTECLINIC DIAG OF IND, LLC #6472		4			4
Park Ridge Nursing Center		3	1	25%	4
CORTLAND REGIONAL MEDICAL CENTER		4			4
GENUS DIAGNOSTICS			4	100%	4
DEPARTMENT OF PATHOLOGY ROME MEMORIAL		3	1	25%	4
FLORIDA CANCER SPECIALISTS AND RESEARCH		2	2	50%	4
WOMEN'S CARE FLORIDA, LLC		4			4
UNC HOSPITAL/MCLENDON CLINICAL LABORATORIES			4	100%	4
VITAL CARE URGENT CARE			4	100%	4

# COVID-19: testing by laboratory

Data through Apr 12, 2021 verified as of Apr 13, 2021 at 09:25 AM

Data in this report are provisional and subject to change.

The numbers in the table below represent the number of Florida and non-Florida residents for whom test results were received by the Department of Health. A person can be tested by more than one laboratory and can have both positive and negative results. **Therefore, the sum of the numbers in each column will be larger than the total number of people tested.**

Reporting lab	Inconclusive	Negative	Positive	Percent positive	Total
FLORIDA HOSPITAL ALTAMONTE		2	2	50%	4
Bethany Health and Rehab		4			4
LUVERNE HEALTH AND REHABILITATION		4			4
FHCP – ORMOND BEACH			4	100%	4
PDL PHARMACY CORP			4	100%	4
CVS IL7017POCT BLOOMINGTON		4			4
COVENIENT CARE MEDICAL CLINIC			4	100%	4
FLORIDA HEALTHCARE PLAN			4	100%	4
NEMOURS CHILDREN'S CLINIC			4	100%	4
BROOKDALE WEST BOYNTON BEACH		4			4
CVS IN5696POCT FORT WAYNE		4			4
GEISINGER MEDICAL CENTER		2	2	50%	4
COMMUNITY HEALTH CENTER OF WEST PALM BEACH			4	100%	4
MD NOW URGENT CARE - DELRAY WEST			4	100%	4
CVS OH4499POCT LYNDHURST		2	2	50%	4
ENCOMPASS HOME HEALTH		4			4
ST LUCIE COUNTY HEALTH DEPARTMENT		3	1	25%	4
PIEDMONT HENRY HOSPITAL, INC		4			4
CLINICAL ASSOCIATES OF ORLANDO LLC		4			4
COOK HOSPITAL AND CARE CENTER		3	1	25%	4
UNION CITY MANOR NURSING CENTER		4			4
Westminster Manor		3	1	25%	4
URGENT CARE OF THE SMOKIES			4	100%	4
LIFEHOPE LABS			4	100%	4
DTR LABS		3	1	25%	4
Willowbrooke Court at Country House		4			4
L3HARRIS FAMILY MEDICAL CENTER			4	100%	4
EMERALD TRACE		3			3
ORLANDO AIRPORT DIALYSIS		3			3
Kroger 758 - The Little Clinic Providence		3			3
CVS MINUTE CLINIC DIAGNOSTIC MED GRP		3			3
MEDICAL CENTER OF THE ROCKIES			3	100%	3
VIRGINIA DIVISION OF CONSOLIDATED LABORATORIES			3	100%	3
OPENTRONS PRL		2	1	33%	3
YATES COUNTY PUBLIC HEALTH		3			3
MEDEXPRESS URGENT CARE - HACKETTSTOWN		2	1	33%	3
WEILL CORNELL MEDICAL ASSOCIATES - EAST SIDE		3			3
CVS PA1657POCT YORK		2	1	33%	3
CVS IN6551POCT MOORESVILLE		3			3
SOLERA SPECIALTY PHARMACY LLC		2	1	33%	3
BROOKDALE OAKBRIDGE		1	2	67%	3
PEDIATRICS BY THE SEA JOG RD OFFICE			3	100%	3
COMMUNICABLE DISEASE CONTROL/PUBLIC HEALTH EMERGENCY PREPAREDNESS			3	100%	3
LOYOLA UNIVERSITY MEDICAL CENTER LABORATORY			3	100%	3
FLAGLER FAMILY MEDICINE PA			3	100%	3
NORTHWEST FLORIDA CLINICAL LAB		1	2	67%	3
ADVENT HEALTH MEDICAL GROUP FAMILY MEDICINE			3	100%	3

# COVID-19: testing by laboratory

Data through Apr 12, 2021 verified as of Apr 13, 2021 at 09:25 AM

Data in this report are provisional and subject to change.

The numbers in the table below represent the number of Florida and non-Florida residents for whom test results were received by the Department of Health. A person can be tested by more than one laboratory and can have both positive and negative results. **Therefore, the sum of the numbers in each column will be larger than the total number of people tested.**

Reporting lab	Inconclusive	Negative	Positive	Percent positive	Total
FAMILY CARE SPECIALISTS OF ORLANDO			3	100%	3
CVS IL4778POCT EVANSTON		3			3
INTERCOASTAL FAMILY PRATICE		1	2	67%	3
Gracemore Nursing and Rehab		3			3
CROSSVILLE MEDICAL GROUP		1	2	67%	3
UNIVERSITY HEALTH SERVICES RIVER CAMPUS		2	1	33%	3
AVALON MEDICAL GROUP		1	2	67%	3
CAREHERE LLC			3	100%	3
ADVANCED MEDICAL RESEARCH CENTER LLC			3	100%	3
CVS MA1006POCT BROCKTON		3			3
NEW YORK STATE DEPARTMENT OF HEALTH		1	2	67%	3
WYOMING DEPT OF HEALTH			3	100%	3
STRINGFELLOW MEMORIAL HOSPITAL		3			3
TARRANT COUNTY PUBLIC HEALTH		3			3
LINCOLN MEDICAL CENTER		3			3
ASPEN VALLEY HOSPITAL			3	100%	3
Kroger 522 - The Little Clinic Gahanna		2	1	33%	3
GILBERT MEDICAL GROUP		1	2	67%	3
Kroger 627 - The Little Clinic Castleberry		2	1	33%	3
VA SALT LAKE CITY HCS		3			3
GONZALEZ MD AND ASWAD MD HEALTH SERVICES			3	100%	3
BAPTIST HOSPITAL NURSING/PATIENT CARE			3	100%	3
Walgreens #5984		3			3
CABELL HUNTINGTON HOSPITAL CLINICAL LAB			3	100%	3
MEDEXPRESS URGENT CARE - LITTLE ROCK		2	1	33%	3
Englewood Health and Rehab			3	100%	3
NORTH CAROLINA DEPT OF HEALTH & HUMAN SRVCS STATE LAB OF PUBLIC HEALTH			3	100%	3
TMH PHYSICIAN PARTNERS BLOUNTSTOWN			3	100%	3
CCRX OF NORTH CAROLINA, LLC		2	1	33%	3
NASON HOSPITAL			3	100%	3
MEDEXPRESS URGENT CARE GREENSBURG		2	1	33%	3
Kroger 768 - The Little Clinic Leestown Rd		2	1	33%	3
CVS RI326POCT NORTH SMITHFIELD		3			3
BLACKWATER RIVER			3	100%	3
THOMAS LANGLEY			3	100%	3
INTERNAL MEDICINE AND WOUND CARE SPECIALIST LLC		3			3
PREMIER CLINICAL RESEARCH INSTITUTE INC			3	100%	3
ACCESS HEALTH CARE		2	1	33%	3
Kroger 635 - The Little Clinic Dacula		3			3
RAPID CITY RUGENT CARE			3	100%	3
HEALGEN SCIENTIFIC			3	100%	3
LEESBURG COMMUNITY HEALTH CENTERS			3	100%	3
CHILDREN'S HEALTHCARE OF ATLANTA AT EG		3			3
SAN JUAN REGIONAL MEDICAL CENTER		3			3
THE CENTER FOR DISCOVERY		3			3
WOMACK ARMY MEDICAL CENTER			3	100%	3
MEDEXPRESS URGENT CARE-CHIPPEWA		2	1	33%	3

# COVID-19: testing by laboratory

Data through Apr 12, 2021 verified as of Apr 13, 2021 at 09:25 AM

Data in this report are provisional and subject to change.

The numbers in the table below represent the number of Florida and non-Florida residents for whom test results were received by the Department of Health. A person can be tested by more than one laboratory and can have both positive and negative results. **Therefore, the sum of the numbers in each column will be larger than the total number of people tested.**

Reporting lab	Inconclusive	Negative	Positive	Percent positive	Total
LPG PEDIATRICS AT LEHIGH ACRES		2	1	33%	3
MEDEXPRESS URGENT CARE-WILKINS TOWNSHIP, WILLIAM PENN HIGHWAY		3			3
MINUTECLINIC DIAGNOSTIC OF NEW MEXICO LLC #7552		3			3
COMMUNITY HEALTH CENTERS OF PINELLAS, INC		1	2	67%	3
MEDIC INFUSION PA		3			3
VIRTUA MEMORIAL HOSPITAL BURLINGTON COUNTY		1	2	67%	3
ADVICE FOR OPTIMAL WELLNESS, INC			3	100%	3
Fort Gaines Health and Rehab		3			3
CANOPY AT HARPER LAKE, THE			3	100%	3
BASCOM PALMER EYE INSTITUTE			3	100%	3
TMH REHABILITATION CENTER		3			3
EAST NAPLES PEDIATRICS			3	100%	3
TRINITY PEDIATRICS			3	100%	3
UNIVERSITY OF KANSAS MEDICAL CENTER			3	100%	3
CVS PHARMACY INC DBA CVS/PHARMACY #10908		3			3
MINUTECLINIC, LLC #07876		2	1	33%	3
Kroger 571 - The Little Clinic Hendersonville		1	2	67%	3
MAYO CLINIC BEACHES PRIMARY CARE CTR		3			3
MEMORIAL HERMANN			3	100%	3
LAHEY CLINIC MEDICAL CENTER			3	100%	3
NASSAU COUNTY HEALTH DEPARTMENT		3			3
JUPITER INTERNAL MEDICINE AND ASSOCIATES			3	100%	3
HUMC		1	2	67%	3
MEDICAL CENTER OF CENTRAL GEORGIA			3	100%	3
MEMORIAL HERMANN CONSOLIDATED LABORATORY SERVICES			3	100%	3
GARCIA MORALES NELSON			3	100%	3
OPTUM PRIMARY CARE - SILVER LAKES			3	100%	3
QUEST DIAGNOSTICS CLINICAL LABORATORIES INC		2	1	33%	3
CVS PA7132POCT THORNDALE		3			3
EXETER HOSPITAL		3			3
QUALITY LABORATORY SERVICE		2	1	33%	3
JS HEALTHCARE		2	1	33%	3
CHEROKEE COUNTY HEALTH AND REHAB CENTER		3			3
Greystone Health Care Center		3			3
CORTLAND COUNTY HEALTH DEPARTMENT		3			3
BROADWAY HEALTH FLORIDA MEDICAL CLINIC URGENT CARE			3	100%	3
MURFREESBORO MEDICAL CLINIC		3			3
IMMERSION RESIDENTIAL LLC			3	100%	3
MINUTECLINIC DIAGNOSTIC OF VIRGINIA, LLC #392		3			3
LEE MEMORIAL HOSPITAL BLOOD GAS LAB			3	100%	3
PLANT CITY FAMILY CARE		3			3
NEWSTAR MEDICAL LABORATORIES		3			3
TIEHH BIOTERRORISM RESPONSE LAB			3	100%	3
MARYLAND STATE DEPT OF HEALTH	2		1	33%	3
VALHALLA MEDICS		3			3
Village on the Green			3	100%	3
CVS IL2798POCT CHICAGO		1	2	67%	3

# COVID-19: testing by laboratory

Data through Apr 12, 2021 verified as of Apr 13, 2021 at 09:25 AM

Data in this report are provisional and subject to change.

The numbers in the table below represent the number of Florida and non-Florida residents for whom test results were received by the Department of Health. A person can be tested by more than one laboratory and can have both positive and negative results. **Therefore, the sum of the numbers in each column will be larger than the total number of people tested.**

Reporting lab	Inconclusive	Negative	Positive	Percent positive	Total
ALLIANCE LABS @LRMC			3	100%	3
MEDEXPRESS-HOUSTON EAST FWY		1	2	67%	3
Magnolia Health and Rehab Center			3	100%	3
MARRA'S PHARMACY		3			3
CVS AZ7263POCT PHOENIX		3			3
CRISP REGIONAL HOSPITAL		3			3
MAYO		1	2	67%	3
NON-US			3	100%	3
DOCTORS HOSPITAL RENAISSANCE			3	100%	3
BARONESS ERLANGER HOSPITAL		3			3
AVANTE INVERNESS		1	2	67%	3
OPP HEALTH AND REHABILITATION		3			3
MINUTECLINIC DIAG OF IND, LLC #6483		1	2	67%	3
CVS NC7548POCT FUQUAY VARINA		2	1	33%	3
CVS SC5471POCT LEXINGTON		2	1	33%	3
WHITE EARTH IHS MAIN LAB		3			3
WALGREENS #3811		1	2	67%	3
Arbors at Marietta		3			3
Kings County Hospital Center			3	100%	3
PHYSICIANS MEDICAL CENTER		3			3
MT CARMEL PHARMACY INC		3			3
WALGREENS #07502		3			3
MPG JACKSONVILLE ATLANTIC BLVD		1	2	67%	3
ANN STORCK CENTER INC		3			3
CONCENTRA - PLANTATION		3			3
MINUTECLINIC DIAGNOSTIC OF TEXAS, LLC #7435		2	1	33%	3
YORK HOSPITAL - LABORATORY			3	100%	3
CVS IL8750POCT CHICAGO		1	2	67%	3
Edward Hines, Jr. VA Hospital		2	1	33%	3
NEBRASKA DEPARTMENT OF HEALTH AND HUMAN SERVICES			3	100%	3
ALOHA HOME CARE LLC DBA ACCENTCARE HOME HEALTH OF		3			3
CHILDREN'S HEALTHCARE OF ATLANTA		3			3
MEDEXPRESS URGENT CARE - WHEELING		2	1	33%	3
RAJ K PAI MD PA			3	100%	3
TIFTON CARECONNECT URGENT CARE			3	100%	3
NC STATE LABORATORY OF PUBLIC HEALTH		3			3
WHOLE CHILD PEDIATRICS			3	100%	3
BNC Medical Investors, LLC Berrien Nursing & Rehabilitation Center		3			3
UNITY HEALTH AND REHABILITATION CENTER			3	100%	3
WEST TN HEALTH MED NORTH		3			3
FLORIDA GASTROENTEROLOGY ASSOCIATES PA		3			3
OLYMPUS HEALTH AND PERFORMANCE			3	100%	3
EVERGREEN WOODS HEALTH & REHAB CENTER		2	1	33%	3
Kroger 388 - The Little Clinic Braelinn Village		3			3
Concordia Village of Tampa			3	100%	3
PUBLIC HEALTH TRUST OF MIAMI DADE COUNTY			3	100%	3
COVENANT PEDIATRICS		1	2	67%	3

# COVID-19: testing by laboratory

Data through Apr 12, 2021 verified as of Apr 13, 2021 at 09:25 AM

Data in this report are provisional and subject to change.

The numbers in the table below represent the number of Florida and non-Florida residents for whom test results were received by the Department of Health. A person can be tested by more than one laboratory and can have both positive and negative results. **Therefore, the sum of the numbers in each column will be larger than the total number of people tested.**

Reporting lab	Inconclusive	Negative	Positive	Percent positive	Total
CVS IN6572POCT INDIANAPOLIS		3			3
MEDICAL CITY DALLAS HOSPITAL			3	100%	3
CGH MEDICAL CENTER			3	100%	3
AFFORDABLE PRIMARY CARE LLC		3			3
HELIX LW UC		1	2	67%	3
PRECIDENT FLORIDA		3			3
AFC URGENT CARE GUNBARREL			3	100%	3
NYU WINTHROP LABORATORY		3			3
CVS IN6605POCT INDIANAPOLIS		2	1	33%	3
24TH WEAPONS OF MASS DESTRUCTION - CIVIL SUPPORT		3			3
SKIN WELLNESS PHYSICIANS LLC		3			3
ADRIANA M CASTRO MD PA		3			3
ALABAMA DEPT PUBLIC HEALTH			3	100%	3
GROVES CENTER			3	100%	3
Kroger 448 - The Little Clinic Mason		3			3
FULGENT GENETICS HOUSTON		3			3
HIALEAH SHORES NURSING AND		2	1	33%	3
HEPATOLOGY DIAGNOSTIC LAB			3	100%	3
BETHESDA HOSPITAL EAST BLOOD GAS LAB			3	100%	3
ERIE COUNTY PUBLIC HEALTH CLINICAL		3			3
Birchaven		3			3
CVS GA5637POCT VILLA RICA		3			3
Westside Terrace		3			3
CVS TX7675POCT RED OAK		1	2	67%	3
F W HUSTON MEDICAL CENTER SENIOR LIVIN		3			3
LRHS Florida Poly Tech		3			3
STEAMBOAT EMERGENCY CENTER			3	100%	3
WINDSOR AT OCALA		2	1	33%	3
SHANDS AT LAKE SHORE LAB		1	2	67%	3
PEACE OF MIND REHAB CENTER		3			3
Kroger 592 - The Little Clinic Alexander Plaza		2	1	33%	3
GREENTREE MEDICAL CENTER			3	100%	3
PANCARE HEALTH - FRANKLIN CO			3	100%	3
PHYSICIANS CARE INC		1	2	67%	3
ROANE MEDICAL CENTER		2	1	33%	3
BAPTIST PRIMARY CARE FERNANDINA BEACH			3	100%	3
MEDEXPRESS URGENT CARE - LAWRENCE		3			3
Lebanon VAMC		2	1	33%	3
WEST COCOA PHARMACY			3	100%	3
Kroger 093 - The Little Clinic Stapleton		2	1	33%	3
NORTH DAKOTA DEPT OF HEALTH MICROBIOLOGY		1	2	67%	3
JOHN KNOX MANOR INC II		2	1	33%	3
EXPEDIAN URGENT CARE			3	100%	3
Granville Center	1	2			3
Good Samaritan Society - Fairfield Glade		3			3
ROYAL PALM RETIREMENT CENTRE		3			3
MID-FLORIDA PATHOLOGY LLC - MOBILE UNIT # 3		1	2	67%	3

# COVID-19: testing by laboratory

Data through Apr 12, 2021 verified as of Apr 13, 2021 at 09:25 AM

Data in this report are provisional and subject to change.

The numbers in the table below represent the number of Florida and non-Florida residents for whom test results were received by the Department of Health. A person can be tested by more than one laboratory and can have both positive and negative results. **Therefore, the sum of the numbers in each column will be larger than the total number of people tested.**

Reporting lab	Inconclusive	Negative	Positive	Percent positive	Total
Grandview Health Care Center		3			3
AZALEALAND NURSING HOME		3			3
NEBRASKA MEDICAL CENTER			3	100%	3
PEDIATRICS AND ADOLESCENT MEDICINE		2	1	33%	3
TERRACE OF ST CLOUD, THE		2	1	33%	3
MISSISSIPPI CARE CENTER OF DEKALB LLC		3			3
NASSAU COUNTY HEALTH DEPARTMENT-FERNANDINA BEACH C		3			3
EAST TENNESSEE CHILDREN'S HOSPITAL		2	1	33%	3
CLINICAL CARE ASSOCIATES, INC			3	100%	3
EMORY JOHNS CREEK HOSPITAL		3			3
BROOKDALE SENIOR LIVING			3	100%	3
CVS HEALTH, #5962		3			3
SOUTH COUNTY MENTAL HEALTH CENTER INC			3	100%	3
DELAWARE PUBLIC HEALTH LABORATORY		1	2	67%	3
NORTHCREST MEDICAL CENTER		1	2	67%	3
CTRS			3	100%	3
CLINICA HISPANIA			3	100%	3
COVANCE CLS			3	100%	3
CVS M08555POCT KANSAS CITY		3			3
COMMUNITY MEDICAL CENTER			3	100%	3
PROHEALTH PRIMARY CARE - GLEN OAKS		3			3
LOCH HAVEN PEDIATRICS			3	100%	3
CVS AZ1720POCT QUEEN CREEK		3			3
FLORIDA MEDICAL CENTER			3	100%	3
CVS PA4000POCT INDIANA		3			3
The Good Shepherd		3			3
AMI ST FRANCIS HOSPITAL LABORATORY		2	1	33%	3
CORNERSTONE DRUG AND GIFT INC		3			3
FELICIDAD MEDICAL CENTER INC			3	100%	3
JOJAN PHARMA INC		3			3
CELEBRATION PRIMARY CARE ASSOCIATES LLC		3			3
PIEDMONT FAYETTE HOSPITAL		2	1	33%	3
MID FLORIDA CLINICAL LABORATORY		2	1	33%	3
GENDERXPRESS/PICTURE ME PERFECT IMAGING			3	100%	3
CVS NC2749POCT CONCORD		3			3
FLORIDA LABORATORY ANALYSIS, LLC			3	100%	3
MEDEXPRESS URGENT CARE, HANOVER		2	1	33%	3
CVS TX3292POCT WYLIE		3			3
TAMPA		1	2	67%	3
MEDEXPRESS URGENT CARE - TOPEKA, SW WANAMAKER RD		3			3
ACCESS LABORATORIES LLC			3	100%	3
CAMPAZZI CONCIERGE MEDICAL SERVICES		2	1	33%	3
LUCID LABORATORY SERVICES		3			3
CVS IN6757POCT COLUMBUS		3			3
LAURELLWOOD NURSING CENTER		1	2	67%	3
CVS AZ9290POCT PHOENIX		3			3
BAPTIST PRIMARY CARE, INC.		2	1	33%	3

# COVID-19: testing by laboratory

Data through Apr 12, 2021 verified as of Apr 13, 2021 at 09:25 AM

Data in this report are provisional and subject to change.

The numbers in the table below represent the number of Florida and non-Florida residents for whom test results were received by the Department of Health. A person can be tested by more than one laboratory and can have both positive and negative results. **Therefore, the sum of the numbers in each column will be larger than the total number of people tested.**

Reporting lab	Inconclusive	Negative	Positive	Percent positive	Total
SENTARA NORFOLK GENERAL HOSPITAL CENTRAL LAB			3	100%	3
MARLBORO URGENT CARE		3			3
CVS TX7156POCT RICHARDSON		3			3
CVS MI8091POCT FRASER		2	1	33%	3
Bainbridge Health and Rehab		3			3
SUMMIT MEDICAL GROUP – WEST ORANGE		3			3
CARENOW-ATASCOCITA			3	100%	3
FRESENIUS KIDNEY CARE			3	100%	3
FLORIDA HOSPITAL PHYSICIANS GROUP		1	2	67%	3
BAPTIST OUTPATIENT SERVICES			3	100%	3
CVS TX2876POCT PROSPER		3			3
SIGNATURE CARE PFLUGERVILLE			3	100%	3
MARION COUNTY FIRE RESCUE		3			3
JACKSONVILLE VA OPC			3	100%	3
PRISMA HEALTH MIDLANDS			3	100%	3
ADVANCED HEART CARE OF SOUTH FLORIDA		3			3
CVS SC2497POCT LEXINGTON		3			3
LEXINGTON MEDICAL CENTER		1	2	67%	3
SAVANNAH COVE		3			3
LITTLE SPURS PEDIATRIC URGENT CARE		1	2	67%	3
APEX CLINICAL LABORATORIES INC		3			3
GOOD SAMARITAN HOSPITAL		1	2	67%	3
CARECENTER PHARMACY, LLC		3			3
MINUTECLINIC DIAGNOSTIC OF NEVADA-9586		2	1	33%	3
TRUE HEALTH – LAKE UNDERHILL		3			3
WALGREENS #05477		3			3
MONTANA PUBLIC HEALTH LAB			3	100%	3
PROPATH			3	100%	3
GARDENS PEDIATRICS			3	100%	3
LEGACY ER AND URGENT CARE			3	100%	3
CVS CT288POCT BRISTOL		2	1	33%	3
NORTHEAST FLORIDA INTERNAL MEDICINE PA		3			3
UHEALTH JACKSON URGENT CARE - CUTLER BAY		1	2	67%	3
ORCHID COVE DAYTONA			3	100%	3
CVS IL3163POCT OAK PARK		3			3
STARMED FAMILY & URGENT CARE			3	100%	3
Lakeview Village		3			3
SPARROW CENTRAL LAB			3	100%	3
ADVENTHEALTH MEDICAL GROUP ADULT AND SENIOR HEALTH			3	100%	3
MEDEXPRESS URGEN CARE - EAST BRUNSWICK		3			3
HELIX URGENT CARE			3	100%	3
MED FUSION			3	100%	3
SPRING LAKE REHABILITATION CENTER			3	100%	3
SUN TERRACE HEALTH CARE CENTER			3	100%	3
MINUTECLINIC DIAG OF IND, LLC #5369		2	1	33%	3
CONCENTRA - ORLANDO SOUTH II		3			3
Englewood Health Care Center		3			3

# COVID-19: testing by laboratory

Data through Apr 12, 2021 verified as of Apr 13, 2021 at 09:25 AM

Data in this report are provisional and subject to change.

The numbers in the table below represent the number of Florida and non-Florida residents for whom test results were received by the Department of Health. A person can be tested by more than one laboratory and can have both positive and negative results. **Therefore, the sum of the numbers in each column will be larger than the total number of people tested.**

Reporting lab	Inconclusive	Negative	Positive	Percent positive	Total
FREDERICK MEMORIAL HOSPITAL			3	100%	3
WALGREENS #10264		3			3
Mitchell Hollingsworth Nursing and Rehab		3			3
MINUTECLINIC, LLC #05891		2	1	33%	3
GREATER MOBILE URGENT CARE – SPRINGHILL			3	100%	3
MEDEXPRESS URGENT CARE, HERMITAGE		1	2	67%	3
CVS IL2297144CV CHICAGO		3			3
CAPTIAL REGIONAL MEDICAL CENTER			3	100%	3
Cleveland Clinic Weston			3	100%	3
MINUTECLINIC DIAGNOSTIC OF OHIO #6192		3			3
MEDEXPRESS URGENT CARE-CLOQUET		3			3
FOUR WINDS BEHAVIORAL HEALTH		3			3
CVS NJ715POCT WAYNE		3			3
HOUSTON METHODIST HOSPITAL			3	100%	3
PATHOLOGY REFERENCE LAB LLC			3	100%	3
ST JOHN'S RIVERSIDE HOSPITAL		2	1	33%	3
CVS CA9485POCT MISSION VIEJO		3			3
STANFORD HEALTH CARE ANATOMIC PATHOLOGY & CLINICAL LAB			3	100%	3
BROOME COUNTY HEALTH DEPARTMENT		2	1	33%	3
EXCEL URGENT CARE OF PARAMUS LLC		3			3
ADVENTHEALTH WATERMAN COMMUNITY CLINIC			3	100%	3
EASTMAN HEALTHCARE & REHAB		3			3
CROSSROADS URGENT CARE PLLC		3			3
GULF COAST IMMEDIATE CARE CENTER		1	2	67%	3
CVS CA9823POCT SACRAMENTO		3			3
US SPECIALTY LABS			3	100%	3
EASTSIDE MEDICAL CENTER		3			3
LAKELAND VOLUNTEERS IN MEDICINE INC		2	1	33%	3
WALGREENS NO 19542		3			3
CVS AZ7841POCT TUCSON		3			3
PARRISH MEDICAL CENTER-WAIVED TESTING		3			3
Hackensack Univ Medical Center At Pasc		2	1	33%	3
COVID PROCESSING SITE			3	100%	3
ASPIRUS WAUSAU HOSPITAL			3	100%	3
CVS KS676POCT LAWRENCE		2	1	33%	3
St. Josephs Hospital		1	2	67%	3
HILLVIEW LABORATORY			3	100%	3
PICHARDO CLINIC, THE		1	2	67%	3
CANOPY PEDIATRICS		3			3
SUNDALE NURSING HOME		3			3
ADVENT HEALTH - CENTRAL PASCO ER			3	100%	3
VA PRIMARY CARE ANNEX			3	100%	3
CENTRAL DUPAGE HOSPITAL			3	100%	3
WOODMARK AT UPTOWN ASSISTED LIVING		3			3
FLORIDA HOSPITAL LABORATORIES		3			3
CARESPOT-WELLINGTON			3	100%	3
THE OASIS BEACHSIDE		3			3

# COVID-19: testing by laboratory

Data through Apr 12, 2021 verified as of Apr 13, 2021 at 09:25 AM

Data in this report are provisional and subject to change.

The numbers in the table below represent the number of Florida and non-Florida residents for whom test results were received by the Department of Health. A person can be tested by more than one laboratory and can have both positive and negative results. **Therefore, the sum of the numbers in each column will be larger than the total number of people tested.**

Reporting lab	Inconclusive	Negative	Positive	Percent positive	Total
SCIENTIFIC LABORATORY DIVISION			3	100%	3
KIDSVILLE PEDIATRICS IV PA		1	2	67%	3
NORTH SHORE HOSP. INFECTION CONTROL			3	100%	3
LIVINGSTON COUNTY DEPT OF HEALTH REPRO			3	100%	3
NOVA SOUTHEASTERN UNIVERSITY		2	1	33%	3
ESCO DRUG CO INC		3			3
MEDEXPRESS URGENT CARE - CHERRY HILL		3			3
FAMILY TREE MEDICAL GROUP PA		2	1	33%	3
Michael J Crescenz VA Outpatient Dialysis Center		3			3
PINELLAS PARK HEALTH CENTER - PINELLAS CHD		1	2	67%	3
Maryfield Inc. dba Pennybyrn		3			3
MINUTECLINIC DIAGNOSTIC OF WISCONSIN,		3			3
EFFINGHAM HOSP, INC, DBA EFFINGHAM HEALTH		3			3
MINUTECLINIC DIAGNOSTIC, PA		3			3
CVS CA9492POCT YORBA LINDA		3			3
DOCTOR 4 U CLINIC		1	2	67%	3
ACCESS 365 URGENT CARE LLC		1	2	67%	3
LEE CONVENIENT CARE AT SUMMERLIN			3	100%	3
HOMELAND CENTER		3			3
MINUTE CLINIC LLC #1831		3			3
INTERNAL MEDICINE & PEDIATRICS WELLNESS CENTER			3	100%	3
THE DOCTORS OFFICE OF BRICK, LLC		3			3
15 TO KNOW			3	100%	3
MINUTECLINIC, LLC #05814		3			3
Wilkes-Barre VAMC		3			3
CVS PA7611POCT ALLISON PARK		3			3
PREMIER FAMILY AND SPORTS MEDICINE		2	1	33%	3
TAYLOR MANOR		1	2	67%	3
MEDEXPRESS URGENT CARE - ANDERSON		3			3
CARTERSVILLE MEDICAL CENTER		1	2	67%	3
ADVANCED URGENT CARE CENTER OF THE UPPER KEYS		1	2	67%	3
GYN PATH SERVICES			3	100%	3
BOSTON MEDICAL CENTER			3	100%	3
TRISTAR WELLNESS, LLC		3			3
BRANDON REGIONAL EMERGENCY CTR			3	100%	3
IP BOISE 1		2	1	33%	3
OMNI HEALTHCARE INC		1	2	67%	3
VA OUTPATIENT CLINIC-NEW PORT RICHEY			3	100%	3
COOPER UNIVERSITY HOSPITAL LABORATORY		2	1	33%	3
THE DOCTOR'S OFFICE OF WEST CALDWELL		3			3
C19 LABS			3	100%	3
SOFTLAB			3	100%	3
WALGREENS #04311		3			3
MERCY HOSPITAL			3	100%	3
HOPE HEALTH CARE, LLC		3			3
CVS M05727POCT PLATTE CITY		3			3
CVS TX19POCT SPRING		3			3

# COVID-19: testing by laboratory

Data through Apr 12, 2021 verified as of Apr 13, 2021 at 09:25 AM

Data in this report are provisional and subject to change.

The numbers in the table below represent the number of Florida and non-Florida residents for whom test results were received by the Department of Health. A person can be tested by more than one laboratory and can have both positive and negative results. **Therefore, the sum of the numbers in each column will be larger than the total number of people tested.**

Reporting lab	Inconclusive	Negative	Positive	Percent positive	Total
BRADENTON PHYSICIAN MEDICAL CENTER			3	100%	3
SSM HEALTH ST LOUIS MICROBIOLOGY LABORATORY		1	2	67%	3
TAMPA INTERNATIONAL AIRPORT			3	100%	3
MEDICAL SERVICES OF AMERICA HOME HEALTH		3			3
CVS PA2687POCT EXTON		3			3
BRIGHAM AND WOMEN'S HOSPITAL			3	100%	3
ADVENTHEALTH MEDICAL GROUP PEDIATRICS AT APOPKA		3			3
MANATEE URGENT CARE LLC			3	100%	3
SUPER HEALTH PHARMACY LLC		3			3
SINAI POST ACUTE NURSING AND REHAB CE		3			3
SCRIPPS CLINIC MEDICAL			3	100%	3
MOBILE HEALTH MEDICAL SERVICES PC		3			3
NORTH BROWARD HOSPITAL DISTRICT HEALTHCARE FOR THE HOMELESS			3	100%	3
HARBORCHASE OF GAINESVILLE			3	100%	3
MINUTECLINIC DIAGNOSTIC PA #3344		3			3
SOUTH MIAMI HOSPITAL			3	100%	3
CVS MA654POCT ACTON		3			3
ESTERO FIRE RESCUE		3			3
USCG ABBOTT BINAXNOW		2	1	33%	3
CVS TX5807POCT PEARLAND		3			3
RICHMOND CITY DEPARTMENT OF PUBLIC HEALTH			3	100%	3
SOFTCELL L-FORM LABORATORIES, LLC			3	100%	3
SOUTH BAY CORRECTIONAL FACILITY			3	100%	3
VA OUTPATIENT PHARMACY			3	100%	3
COL CROSSROAD		1	2	67%	3
WALGREENS # 09788		3			3
CROWNE HEALTH CARE OF FORT PAYNE		2	1	33%	3
IOWA DEPARTMENT OF PUBLIC HEALTH			3	100%	3
CVS IL8753POCT CHICAGO		3			3
ELITE PRIMARY CARE OF WAYCROSS			3	100%	3
MEDEXPRESS URGENT CARE-ARLINGTON		2	1	33%	3
2412 LEBANON PIKE		2	1	33%	3
HARBORCHASE OF STUART			3	100%	3
ACL LABORATORIES INDUSTRIAL TOXICOLOGY			3	100%	3
Wynfield Park Health and Rehabilitation		3			3
ST. PETERSBURG PEDIATRICS- 38TH AVENUE			3	100%	3
CENTURY LINK SPORTS COMPLEX			3	100%	3
BELL-MINOR HOME		3			3
HALIFAX HEALTH CARE FOR WOMEN		3			3
MINUTECLINIC DIAGNOSTIC OF PA LLC		3			3
CVS MO10151POCT SPRINGFIELD		2	1	33%	3
BOONES CREEK URGENT CARE		1	2	67%	3
MEDEXPRESS URGENT CARE - JEANNETTE		3			3
BRENTWOOD SENIOR LIVING AT ST PETE			3	100%	3
ST. LUKE'S HOSPITAL - BETHLEHEM CAMPUS		1	2	67%	3
CLEARWATER		2	1	33%	3
SCHIFF CENTER FOR LIVER DISEASES		1	2	67%	3

# COVID-19: testing by laboratory

Data through Apr 12, 2021 verified as of Apr 13, 2021 at 09:25 AM

Data in this report are provisional and subject to change.

The numbers in the table below represent the number of Florida and non-Florida residents for whom test results were received by the Department of Health. A person can be tested by more than one laboratory and can have both positive and negative results. **Therefore, the sum of the numbers in each column will be larger than the total number of people tested.**

Reporting lab	Inconclusive	Negative	Positive	Percent positive	Total
INSPIRA MEDICAL CENTER VINELAND LAB		2	1	33%	3
HEARTLAND - CHARLESTON OF HANAHAN SC,		3			3
OHIO DEPARTMENT OF HEALTH LABORATORY		2	1	33%	3
MEDFUSION		2	1	33%	3
Kroger 387 - The Little Clinic Hubbards Lane		3			3
CVS OH4359POCT HUDSON		3			3
BAYSTATE MEDICAL CENTER		1	2	67%	3
NHC DICKSON		3			3
GRASSY SPRAIN PHARMACY INC		3			3
HARBOUR'S EDGE		2	1	33%	3
ORLANDO REGIONAL HEALTH SERVICES		1	2	67%	3
BEEBE MEDICAL CENTER LABORATORY		3			3
LIFE CARE CENTER OF SKAGIT VALLEY		3			3
CVS TN7144POCT BARTLETT		3			3
CVS CA9803POCT RIVERSIDE		3			3
Broadview Multi-Care Center		3			3
MARTIN MEDICAL CENTER INC		1	2	67%	3
MEDEXPRESS URGENT CARE, CHAMBERSBURG		2	1	33%	3
CVS KY2332POCT GEORGETOWN		2	1	33%	3
NOVANT HEALTH PRESBYTERIAN		2	1	33%	3
MERCY HEALTH			3	100%	3
SISD EMPLOYEE HEALTH CLINIC			3	100%	3
EVENING PEDIATRICS INC		1	2	67%	3
PARKLAND HEALTH & HOSPITAL			3	100%	3
SKIPPACK MEDICAL LAB			3	100%	3
MEDEXPRESS URGENT CARE - DANVILLE		3			3
OLEAN GENERAL HOSPITAL		3			3
COASTAL SKIN SURGERY AND DERMATOLOGY PL		3			3
SOUTH LAKE FAMILY HEALTH CENTER			3	100%	3
NEXTCARE WYOMING LLC			3	100%	3
FLORIDA MEDICAL ASSOCIATES		3			3
CVS CA9858POCT SANTA CLARITA		3			3
NEMOURS CHILDRENS PRIMARY CARE HORIZON WEST			3	100%	3
VIRGINIA DEPARTMENT OF HEALTH DIVISION OF			3	100%	3
OHIO HEALTH DOCTORS HOSPITAL			3	100%	3
TUFTS MEDICAL CENTER			3	100%	3
Heartland Healthcare Center Boca Raton			3	100%	3
AKRON GENERAL MEDICAL CENTER MAIN		3			3
PREMIER MOBILE HEALTH SERVICES, LLC		1	2	67%	3
MINUTECLINIC DIAG OF IND, LLC #6908		3			3
CVS SC4382POCT SPARTANBURG		3			3
BAPTIST HEALTH SURGERY CENTER AT NORTHPOINT			3	100%	3
ADVENTHEALTH IMAGING LAKE NONA		1	2	67%	3
MIDWAY SPECIALTY CARE RX LLC		1	2	67%	3
MEDEXPRESS URGENT CARE, BELLE VERNON		3			3
THE PATHOLOGY LABORATORY		1	2	67%	3
AUSTIN PUBLIC HEALTH			3	100%	3

# COVID-19: testing by laboratory

Data through Apr 12, 2021 verified as of Apr 13, 2021 at 09:25 AM

Data in this report are provisional and subject to change.

The numbers in the table below represent the number of Florida and non-Florida residents for whom test results were received by the Department of Health. A person can be tested by more than one laboratory and can have both positive and negative results. **Therefore, the sum of the numbers in each column will be larger than the total number of people tested.**

Reporting lab	Inconclusive	Negative	Positive	Percent positive	Total
CVS CA9103POCT ESCONDIDO		3			3
ADVANCE FAMILY PRACTICE LLC			3	100%	3
CVS OH2486POCT NILES		1	2	67%	3
STARLING AT SAN JOSE			3	100%	3
SEMINOLE FAMILY HEALTH CENTER		3			3
TEMPUS_LABS			3	100%	3
CVS IL5797POCT CAROL STREAM		3			3
CVS NE8616POCT LINCOLN		1	2	67%	3
MIDDLETON PEDIATRICS			3	100%	3
CUMBERLAND MEDICAL CENTER INC		3			3
ADVENTHEALTH SEBRING- INFECTION CONTROL DEPARTMENT			3	100%	3
FLORIDA MENTOR-POINT WEST CLUSTER		3			3
NEMOURS CHILDRENS PRIMARY CARE MAITLAND			3	100%	3
NORTH NAPLES HOSPITAL RESPIRATORY THERAPY DEPARTMENT			3	100%	3
GUTHRIE CORNING HOSPITAL LABORATORY		3			3
URGENT DOC - URGENT CARE CLINIC			3	100%	3
CALLE OCHO DIALYSIS			3	100%	3
HELIX BIOMEDICS LLC			3	100%	3
HEALTH AND WELLNESS URGENT CARE LLC			3	100%	3
NORTHWELL HEALTH			3	100%	3
ADVANCED PEDIATRICS			3	100%	3
ALLEGHENY GENERAL HOSPITAL			3	100%	3
Medilodge of Montrose		3			3
DOUGLASVILLE NURSING AND REHABILITATIO		3			3
CVS NJ837POCT MARLTON		3			3
LPG PRIMARY CARE AT LABELLE		2	1	33%	3
EASTERN NEW MEXICO MEDICAL CENTER		3			3
UVA HEALTH SYSTEM MEDICAL LABORATORIES			3	100%	3
BOLING, STEPHANIE		3			3
VELOCITY CARE			3	100%	3
CLARA MAASS TRANSITIONAL CARE UNIT		3			3
RCA LABORATORY SERVICES LLC			3	100%	3
FIRST CARE - MIDDLESBORO			3	100%	3
ALLIED PHYSICIANS GROUP PLLC		3			3
MUNSON MEDICAL CENTER			3	100%	3
VICAR'S LANDING NURSING HOME		2	1	33%	3
AFC URGENT CARE/FARRAGUT			3	100%	3
DEBORAH HEART AND LUNG CENTER		3			3
BROOKDALE LAKE MARY			3	100%	3
NEW GEN LABS			3	100%	3
MEDEXPRESS URGENT CARE - RUNNEMEDE		1	2	67%	3
NATIONAL JEWISH HEALTH			3	100%	3
PROMPT CARE OF CENTRAL FLORIDA LLC			3	100%	3
DASCENA LAB			3	100%	3
ONslow MEMORIAL HOSPITAL LABORATORY		3			3
320 S TRANSIT ST		3			3
MEDEXPRESS URGENT CARE - RICHMOND, W BROAD ST		3			3

# COVID-19: testing by laboratory

Data through Apr 12, 2021 verified as of Apr 13, 2021 at 09:25 AM

Data in this report are provisional and subject to change.

The numbers in the table below represent the number of Florida and non-Florida residents for whom test results were received by the Department of Health. A person can be tested by more than one laboratory and can have both positive and negative results. **Therefore, the sum of the numbers in each column will be larger than the total number of people tested.**

Reporting lab	Inconclusive	Negative	Positive	Percent positive	Total
SERENADES BY SONATA		1	2	67%	3
SANFORD MOBILE LAB			3	100%	3
FAMILY FIRST PEDIATRICS			3	100%	3
GEISINGER COMMUNITY MEDICAL CENTER			3	100%	3
LIFEGUARD AMBULANCE SERVICE LLC - BAY COUNTY			3	100%	3
CVS MA969POCT PALMER		3			3
MEDEXPRESS URGENT CARE - NORTH LITTLE		2	1	33%	3
SURETOX LABORATORY LLC		2	1	33%	3
CERTIVIA LABORATORIES			3	100%	3
WAL-MART STORES EAST LP		2	1	33%	3
MANORCARE NURSING & REHABILITATION CENTER-NAPLES		3			3
NORTHERN LIGHT LABORATORY		1	2	67%	3
CORMEUM LAB SERVICES, LLC			3	100%	3
Rosedale Green		3			3
Huntington Health Care and Rehabilitation Center		3			3
CVS MA920POCT CLINTON		3			3
KISSIMMEE URGENT CARE		3			3
CVS MA1945POCT HANOVER		3			3
CVS NV8784POCT LAS VEGAS		1	1	50%	2
NORTON IMMEDIATE CARE CENTER - PRESTON			2	100%	2
KANSAS CITY VA MEDICAL CENTER			2	100%	2
MEDEXPRESS URGENT CARE - BENTON		2			2
CVS MO5724POCT KANSAS CITY		2			2
Kroger 519 - The Little Clinic Georgesville Square		2			2
MEDEXPRESS URGENT CARE-SALINA, S 9TH ST		2			2
WOMENS CARE FLORIDA LLC-LABORATORY		2			2
SENECA HEALTH CARE CENTER		2			2
ManorCare Rehab Center of Marietta		2			2
BAYFRONT CARDIOVASCULAR ASSOCIATES		1	1	50%	2
HANOVER ENDOSCOPY CENTER		2			2
AGILE URGENT CARE			2	100%	2
EXCUSED ABSENCE PLLC		2			2
SOUTHCARE PHARMACY INC			2	100%	2
TULANE MEDICAL CENTER			2	100%	2
EXPRESSCARE URGENT CARE CENTER			2	100%	2
HAWAII DEPARTMENT OF HEALTH			2	100%	2
AMERICAN RESEARCH CENTERS OF FLORIDA			2	100%	2
Buena Vista Care Center		2			2
Durham VAMC		2			2
Walgreens #9890		2			2
COLONIAL VILLA GOOD SAMARITAN CENTER		2			2
PLAINS REGIONAL MEDICAL CENTER		2			2
RAPID URGENT CARE - ALBANY			2	100%	2
NORTH COUNTRY FAMILY HEALTH CENTER INC		2			2
SAFE PMC		2			2
TMH EC NORTHEAST LABORATORY			2	100%	2
BIOHEALTH MEDICAL LAB INC			2	100%	2

# COVID-19: testing by laboratory

Data through Apr 12, 2021 verified as of Apr 13, 2021 at 09:25 AM

Data in this report are provisional and subject to change.

The numbers in the table below represent the number of Florida and non-Florida residents for whom test results were received by the Department of Health. A person can be tested by more than one laboratory and can have both positive and negative results. **Therefore, the sum of the numbers in each column will be larger than the total number of people tested.**

Reporting lab	Inconclusive	Negative	Positive	Percent positive	Total
GOLDSTEIN			2	100%	2
MCGUFFEY HEALTH CARE CENTER INC		2			2
CVS OK6225POCT EDMOND		2			2
DR. G'S URGENT CARE			2	100%	2
Jersey City Medical Center		2			2
INTERNAL MEDICINE ASSOCIATES-DUNELLON			2	100%	2
NORTH OKALOOSA PHYSICIAN GRP - WALK IN CLINIC			2	100%	2
PRIMACARE MEDICAL LAKEWOOD			2	100%	2
PPD CLINICAL RESEARCH UNIT			2	100%	2
PEACE RIVER MEDICAL CENTER		2			2
UK HEALTHCARE			2	100%	2
BLOSSOMS ASSISTED LIVING 1 LLC			2	100%	2
NEMOURS CHILDREN'S URGENT CARE LAKE NONA			2	100%	2
CVS NC4169POCT FAYETTEVILLE		2			2
WAKULLA URGENT CARE & DIAGNOSTIC			2	100%	2
WEAKLEY COUNTY REHAB AND NURSING CENTER		2			2
CVS NJ1927POCT GREEN BROOK		2			2
HEALTH FIRST MEDICAL GROUP			2	100%	2
St. Luke's Care Center		2			2
SALEM VAMC		2			2
SOWAL HEALTH & DRUG			2	100%	2
AMEDISYS HOME HEALTH OF GREENVILLE			2	100%	2
CITRUS DERMATOLOGY			2	100%	2
SOUTH TAMPA AFTER HOURS CLINIC			2	100%	2
Bethel Lutheran Home		2			2
CHRISTUS SPOHN HOSPITAL			2	100%	2
ASANTE THREE RIVERS MEDICAL CENTER LAB		2			2
MIAMI DADE MEDICAL RESEARCH INSTITUTE			2	100%	2
UT AUSTIN UNIVERSITY HEALTH SERVICES			2	100%	2
BEAUFORT MEMORIAL			2	100%	2
MEMORIAL HOSPITAL WEST			2	100%	2
Beth Sholom Home of Eastern Virginia		1	1	50%	2
BAYLOR COLLEGE OF MEDICINE			2	100%	2
UHEALTH CARDIOLOGY			2	100%	2
HARRINGTON PARK HEALTH AND REHAB		2			2
Manorcare Health Services - Williamsport South		2			2
SUMMERFIELD RETIREMENT LIVING, INC			2	100%	2
PRIMARY CARE SERVICES AT EDGEWATER		2			2
ADVENT HEALTH - OWASA			2	100%	2
NEW YORK CITY CENTRAL COVID			2	100%	2
BOSTON PUBLIC HEALTH COMMISSION			2	100%	2
Absolut Care at Three Rivers		2			2
Manorcare Health Services West Reading North		2			2
ASSOCIATES IN INTERNAL MEDICINE PA			2	100%	2
Cortland Acres Association		2			2
BAPTIST HEALTH LEXINGTON			2	100%	2
PINARD HOME HEALTH SERVICES INC			2	100%	2

# COVID-19: testing by laboratory

Data through Apr 12, 2021 verified as of Apr 13, 2021 at 09:25 AM

Data in this report are provisional and subject to change.

The numbers in the table below represent the number of Florida and non-Florida residents for whom test results were received by the Department of Health. A person can be tested by more than one laboratory and can have both positive and negative results. **Therefore, the sum of the numbers in each column will be larger than the total number of people tested.**

Reporting lab	Inconclusive	Negative	Positive	Percent positive	Total
CVS AZ7075POCT CHANDLER		2			2
RIVER CITY MEDICAL ASSOCIATES, INC			2	100%	2
Good Samaritan Society-Blackduck		1	1	50%	2
ADVENTHEALTH CENTRA CARE POINCIANA			2	100%	2
HOLY FAMILY MEDICAL CENTER		1	1	50%	2
CHARLOTTE COUNTY HEALTH DEPARTMENT			2	100%	2
PALOS COMMUNITY HOSPITAL LABORATORY			2	100%	2
SCIENTIFIC LABORATORY COMPANY		2			2
MAYO CLINIC GROUP PRACTICE LABORATORY			2	100%	2
GRANDVIEW COLLEGE STUDENT HEALTH CENTE		2			2
CHNJ		2			2
DAYTON CHILDRENS HOSPITAL LAB			2	100%	2
THE CLUB AT BOYNTON BEACH, LLC			2	100%	2
CVS MA1179POCT HUDSON		1	1	50%	2
SOUTHEAST GEORGIA HEALTH SERVICES, LLC		2			2
Robert Cranfield			2	100%	2
Kroger 667 - The Little Clinic Litchfield Park		2			2
CENTRAL FLORIDA FAMILY HEALTH CENTER		2			2
Greystone Nursing and Rehab, LLC			2	100%	2
EMORY CRAWFORD LONG HOSPITAL			2	100%	2
CVS IN6559POCT AVON		2			2
COMPLETE HEALTH MEDICAL CENTER			2	100%	2
UNITY LONGPOND		2			2
APC PEDIATRICS			2	100%	2
LAKE SUCCESS EXTENDED CARE		2			2
ENVOY OF FORK UNION, LLC DBA ENVOY AT THE VILLAGE		2			2
Cottage of the Shoals		2			2
WALGREENS #06583		2			2
VENETIAN GARDENS		2			2
CVS OH2381POCT LEWIS CENTER		2			2
NORTHSIDE FAMILY MEDICINE AND URGENT CARE (HOLLY SPRINGS)		2			2
MARIANNA CBOC		2			2
WHITESANDS OUTPATIENT TREATMENT		2			2
ST. JOSEPH REGIONAL MEDICAL CENTER			2	100%	2
AMERICAN MEDICAL LABORATORIES			2	100%	2
Southern Pines Healthcare Center		1	1	50%	2
Edinboro Manor		2			2
PRIMARY HEALTH CARE ASSOCIATES INC			2	100%	2
ONslow COUNTY HEALTH DEPARTMENT			2	100%	2
MINUTECLINIC DIAGNOSTIC, PA #10252		2			2
ASHLEY PEDIATRICS			2	100%	2
LAREDO EMERGENCY ROOM			2	100%	2
MEDPOST - NORTH DALLAS			2	100%	2
CVS NV5942POCT LAS VEGAS		2			2
CAREWELL JW - WORCESTER LNC			2	100%	2
CVS NC3514POCT STANLEY		2			2
MISSION HOSPITAL REGIONAL MEDICAL CENTER			2	100%	2

# COVID-19: testing by laboratory

Data through Apr 12, 2021 verified as of Apr 13, 2021 at 09:25 AM

Data in this report are provisional and subject to change.

The numbers in the table below represent the number of Florida and non-Florida residents for whom test results were received by the Department of Health. A person can be tested by more than one laboratory and can have both positive and negative results. **Therefore, the sum of the numbers in each column will be larger than the total number of people tested.**

Reporting lab	Inconclusive	Negative	Positive	Percent positive	Total
GIGI WOOD DAVIS DO-FAMILY MEDICINE		2			2
CONCENTRA - PLANT CITY		2			2
FASTCARE LLC			2	100%	2
CROSSROADS URGENT CARE DBA URGENT TEA		2			2
Kroger 407 - The Little Clinic Lexington		1	1	50%	2
Walgreens #10207		2			2
ASANTE ROGUE REGIONAL MEDICAL CENTER L		2			2
GINKGO-IXLAYER		2			2
SWEDISH COVENANT HOSPITAL			2	100%	2
CVS NJ2508POCT MANALAPAN		2			2
DEVLAB, LLC			2	100%	2
GULF COAST MEDICAL CENTER RESPIRATORY CARE			2	100%	2
WyndRidge Health & Rehabilitation		2			2
STAGES OF LIFE MEDICAL INSTITUTE			2	100%	2
CARE ATC SUN HYDRAULICS TALLAVAST			2	100%	2
JEFFERSON WASHINGTON TOWNSHIP HOSPITAL		2			2
Green Mountain Nursing and Rehabilitation		2			2
LabCorp of America			2	100%	2
Crowne Health Care of Mobile		2			2
Waycross Health and Rehabilitation		2			2
EXPRESS CARE OF THE SHOALS		1	1	50%	2
STARR COUNTY MEMORIAL HOSPITAL			2	100%	2
THOMASVILLE REGIONAL MEDICAL CENTER		2			2
MEDEXPRESS URGENT CARE - WEXFORD		2			2
SOUTHERN SURGICAL ARTS		2			2
MELBOURNE URGENT CARE			2	100%	2
LAKEVIEW HEALTH CARE SYSTEM LLC			2	100%	2
MEDEXPRESS URGENT CARE - WOODBURY			2	100%	2
Life Care Center of Elyria		2			2
REELFOOT FAMILY WALK IN CLINIC - TIPT		2			2
SOUTHSIDE FAMILY MEDICAL		2			2
Manor Care-Kingston Court of York PA, LLC		2			2
SHEPHERD CENTER CLINICAL LABORATORY		2			2
NEMOURS CHILDRENS PRIMARY CARE			2	100%	2
ANNE ARUNDEL MEDICAL CENTER			2	100%	2
MEMORIAL HERMANN HOSPITAL			2	100%	2
UMASS MEMORIAL MEDICAL CENTER, INC		1	1	50%	2
SANITAS LAUDERDALE LAKES			2	100%	2
RENFREW CENTERS INC		2			2
HAILE MEDICAL GROUP PA		2			2
CVS MA2600POCT WEYMOUTH		1	1	50%	2
NEW BRIDGE MEDICAL CENTER		2			2
MEDEXPRESS URGENT CARE - OMAHA N 72 ST		2			2
HEAD 2 TOE PEDIATRICS, PLLC		1	1	50%	2
CVS OH4327POCT PAINESVILLE		2			2
PUTNAM COUNTY PUBLIC HEALTH UNIT		2			2
Sevierville Health and Rehabilitation		2			2

# COVID-19: testing by laboratory

Data through Apr 12, 2021 verified as of Apr 13, 2021 at 09:25 AM

Data in this report are provisional and subject to change.

The numbers in the table below represent the number of Florida and non-Florida residents for whom test results were received by the Department of Health. A person can be tested by more than one laboratory and can have both positive and negative results. **Therefore, the sum of the numbers in each column will be larger than the total number of people tested.**

Reporting lab	Inconclusive	Negative	Positive	Percent positive	Total
REHOBOTH MCKINLEY CHRISTIAN HOSPITAL		2			2
ELMHURST MEMORIAL HOSPITAL			2	100%	2
MERCY CONVENIENT CARE			2	100%	2
U OF MIAMI MILLER SCHOOL OF MEDICINE			2	100%	2
Lenawee Medical Care Facility		2			2
Kroger 549 - The Little Clinic Clinton Highway		2			2
MEDLOGIC, LLC		2			2
ManorCare Health Services Peters Township		2			2
VELOCITY URGENT CARE			2	100%	2
CVS MA137POCT QUINCY		2			2
FL DEPT OF HEALTH MARION COUNTY MOBILE HEALTH UNIT			2	100%	2
UNIVERSITY OF MN MEDICAL CENTER EAST CAMPUS			2	100%	2
DEPT OF HEALTH			2	100%	2
DESERT HOSPITAL/CPHU CLINICAL LABORATORY			2	100%	2
PEDIATRICS IN NORTH FLORIDA PA			2	100%	2
COASTAL MEDICAL LAB			2	100%	2
TEQUESTA FAMILY MEDICAL CENTER LLC			2	100%	2
CIRRUS DX			2	100%	2
INTEGRATED REGIONAL LABS			2	100%	2
ORLANDO LUTHERAN TOWERS		1	1	50%	2
MEDEXPRESS URGENT CARE - SPRINGDALE, S 40TH STREET		2			2
EASTLAKE MEDICAL CENTER		2			2
JACKSON LABORATORY OF GENOMIC MEDICINE		2			2
LEGACY ER & URGENT CARE - FRISCO WEST			2	100%	2
MILLERSVILLE UNIVERSITY HEALTH SERVICE		2			2
Cedar Valley Nursing & Rehab Center		2			2
RRMC CREEKSIDE LAB		2			2
University Center East			2	100%	2
MINUTECLINIC MINUTECLINIC #4978		1	1	50%	2
MEMORIAL HEALTH UNIVERSITY MEDICAL CENTER			2	100%	2
Eugene J. Towbin Healthcare Center		2			2
Alden Des Plaines			2	100%	2
BROOKSVILLE DIALYSIS			2	100%	2
Church Creek SNF			2	100%	2
MILFORD REGIONAL HOSPITAL			2	100%	2
SAMARITAN PACIFIC COMMUNITIES HOSPITAL		2			2
Walgreens #12427		1	1	50%	2
CVS MINUTE CLINIC #5836		2			2
TALLAHASSEE MEMORIAL HEALTHCARE FAMILY MED RESIDENCY			2	100%	2
RIVERSIDE METHODIST HOSPITAL LAB			2	100%	2
EXPRESS CARE WALK-IN CLINIC			2	100%	2
WE CARE HOME HEALTH SOLUTIONS LLC			2	100%	2
MIDWAY SPECIALTY CARE CENTER INC		2			2
FLORIDA KEYS PED & ADOLES CTR			2	100%	2
Kroger 096 - The Little Clinic Orchard and Holly		2			2
NAVAL HOSPITAL CAMP PENDLETON			2	100%	2
LARKIN COMMUNITY HOSPITAL PALM SPRINGS CAMPUS		1	1	50%	2

# COVID-19: testing by laboratory

Data through Apr 12, 2021 verified as of Apr 13, 2021 at 09:25 AM

Data in this report are provisional and subject to change.

The numbers in the table below represent the number of Florida and non-Florida residents for whom test results were received by the Department of Health. A person can be tested by more than one laboratory and can have both positive and negative results. **Therefore, the sum of the numbers in each column will be larger than the total number of people tested.**

Reporting lab	Inconclusive	Negative	Positive	Percent positive	Total
HEALTH NETWORK			2	100%	2
ROBINSON FAMILY CLINIC PA			2	100%	2
FALMOUTH HOSPITAL		1	1	50%	2
URGENT CARE AND SURGERY CENTER			2	100%	2
BIOMAT USA			2	100%	2
LAKE BALDWIN			2	100%	2
PRECISION DIAGNOSTIC INC		2			2
TEXAS HEALTH CARE			2	100%	2
DUBOIS CONTINUUM OF CARE COMMUNITY INC		2			2
PM PEDIATRICS OF BAYSIDE PLLC - BELLER		2			2
CVS PA371POCT PHILADELPHIA		2			2
MEDICAL ASSOCIATES OF BREVARD LLC		1	1	50%	2
NORTHSIDE FAMILY MEDICINE AND URGENT CARE (CUMMING)		2			2
MAWD PATHOLOGY GROUP			2	100%	2
INTEAM HEALTH, INC.			2	100%	2
VALLEY BAPTIST MEDICAL CENTER: BROWNSVILLE			2	100%	2
RENE F CEDENO DMD PA		2			2
UTMB PATHOLOGY CLINICAL SERVICES LABORATORY			2	100%	2
NOVA SOUTHEASTERN UNIVERSITY - STUDENT MEDICAL CTR			2	100%	2
JERSEY IRISH MEDICAL		2			2
CHILDREN'S MEDICAL CENTER-EAST ORLANDO			2	100%	2
SHANDS JACKSONVILLE CLINICAL CENTER		1	1	50%	2
PALM BAY COMMUNITY OUTPATIENT CLINIC		2			2
UWMC MONTLAKE DEPT OF LAB MED			2	100%	2
UPSON REGIONAL MEDICAL CENTER		1	1	50%	2
MEDEXPRESS URGENT CARE - ROSS TOWNSHIP		2			2
VOLUNTEERS OF AMERICA OF FLORIDA			2	100%	2
MEDEXPRESS URGENT CARE - LINCOLN VILLA		2			2
IN AND OUT URGENT CARE			2	100%	2
PUBLIX PHARMACY #1048		2			2
WALGREENS #13605		2			2
MOBILE HEALTH LABS LLC			2	100%	2
Henry County Health and Rehabilitation		2			2
ST ANTHONY COMMUNITY HOSPITAL LAB		1	1	50%	2
SPECIALTY LABORATORIES			2	100%	2
METHODIST SPECIALTY CARE CENTER		2			2
NEMOURS CHILDREN'S PRIMARY CARE THE VILLAGES		2			2
BROOKDALE PALM BEACH GARDENS			2	100%	2
PINELLAS CHD - CLEARWATER		1	1	50%	2
Advanced Rehabilitation and Healthcare of Wichita Falls		2			2
MEDEXPRESS URGENT CARE-BLOOMFIELD AVEN		2			2
LEXINGTON PLACE			2	100%	2
COLUMBIA COTTAGE		2			2
SUNSHINE PHARMACY		2			2
MAINE CENTER FOR DISEASE CONTROL AND PREVENTION			2	100%	2
BAYCARE LABORATORIES			2	100%	2
The Grand Rehabilitation & Nursing Utica		2			2

# COVID-19: testing by laboratory

Data through Apr 12, 2021 verified as of Apr 13, 2021 at 09:25 AM

Data in this report are provisional and subject to change.

The numbers in the table below represent the number of Florida and non-Florida residents for whom test results were received by the Department of Health. A person can be tested by more than one laboratory and can have both positive and negative results. **Therefore, the sum of the numbers in each column will be larger than the total number of people tested.**

Reporting lab	Inconclusive	Negative	Positive	Percent positive	Total
HCR MANOR CARE SERVICES OF FLORIDA III INC		2			2
BIRMINGHAM INTERNAL MEDICINE ASSOCIATE		1	1	50%	2
PREMIER FAMILY CARE I, INC			2	100%	2
FLORIDA SCHOOL FOR THE DEAF & BLIND			2	100%	2
Timber Ridge Health Care Center			2	100%	2
MC MEDICAL			2	100%	2
ADVANCED MEDICAL CARE			2	100%	2
87TH MEDICAL GROUP – MCGUIRE AMBULATORY CARE FACILITY		2			2
BENEVA LAKES ASSISTED LIVING CENTER			2	100%	2
Covington Care Nursing and Rehabilitation		2			2
WELL-KEY URGENT CARE SEVIERVILLE			2	100%	2
CROSSROADS			2	100%	2
AFC URGENT CARE CLEVELAND			2	100%	2
OUR LADY OF THE LAKE REGIONAL MEDICAL CENTER			2	100%	2
INN AT LAPOSADA,THE			2	100%	2
CVS MN663POCT APPLE VALLEY		2			2
MEDEXPRESS URGENT CARE - ROCKAWAY		2			2
CARELINE PHARMACY AND HEALTHCARE SERVICES		1	1	50%	2
CARINGPLUS HOMECARE LLC		1	1	50%	2
PROSPECT URGENT CARE			2	100%	2
ATHENA CARE RESOURCES LLC		2			2
WARD MEMORIAL HOSPITAL		2			2
CVS IL2788POCT BUFFALO GROVE		2			2
Warren Center for Rehabilitation and Nursing		2			2
CVS OH2540POCT HILLIARD		2			2
MONICE DR.			2	100%	2
UPS			2	100%	2
John L. McClellan Memorial Veterans Hospital		2			2
MEDSTAR HARBOR HOSPITAL			2	100%	2
CVS OH5457POCT POWELL		2			2
HAMILTON COUNTY HEALTH DEPARTMENT		2			2
UHEALTH CORAL SPRINGS			2	100%	2
Kroger 777 - The Little Clinic Shelbyville		1	1	50%	2
MANASOTA PEDIATRICS			2	100%	2
Kroger 647 - The Little Clinic Newnan Crossings		1	1	50%	2
MYKIDZMD PEDIATRICS PLLC		2			2
FIRST PREVENTION AND DIALYSIS CENTER LLC			2	100%	2
HMH HOSPITALS CORPORATION		2			2
CVS TX7603POCT SAGINAW		2			2
MEMORIAL HOSPITAL OF CARBONDALE			2	100%	2
CQUENTIA NGS, LLC			2	100%	2
STARR CITY OF ROMA COMMUNITY CENTER			2	100%	2
MEASE COUNTRYSIDE HOSPITAL CARDIAC REH			2	100%	2
BOCA RATON REGIONAL HOSPITAL INC			2	100%	2
CVS MO8581POCT BLUE SPRINGS		1	1	50%	2
INSPIRE HEALTHCARE CENTER			2	100%	2
New Jersey Aim At Smg		2			2

# COVID-19: testing by laboratory

Data through Apr 12, 2021 verified as of Apr 13, 2021 at 09:25 AM

Data in this report are provisional and subject to change.

The numbers in the table below represent the number of Florida and non-Florida residents for whom test results were received by the Department of Health. A person can be tested by more than one laboratory and can have both positive and negative results. **Therefore, the sum of the numbers in each column will be larger than the total number of people tested.**

Reporting lab	Inconclusive	Negative	Positive	Percent positive	Total
OCEAN MEDICAL CENTER		1	1	50%	2
ROCKWALL URGENT CARE			2	100%	2
AdventHealth Care Center Orlando North			2	100%	2
HIGHLAND PARK LAKEWOOD PRESTON HOLLOW			2	100%	2
CLINICAL REFERENCE LABORATORY, INC		2			2
TWELVE OAKS RECOVERY CENTER			2	100%	2
NORTHSIDE HOSPITAL D/B/A ARTHRITIS		2			2
Kroger 853 - The Little Clinic East Broad Street		2			2
LABRADOR PRIMARY CARE CENTER			2	100%	2
MEDRITE MEDICAL CARE PC		2			2
PENSACOLA MEDICAL CLINIC LLC			2	100%	2
TRICORE REFERENCE LABORATORY		1	1	50%	2
TRINITY DIALYSIS			2	100%	2
MEDEXPRESS URGENT CARE-MT PLEASANT		1	1	50%	2
STUART SURGERY CENTER, LLC			2	100%	2
Kroger 687 - The Little Clinic Sugar Hill		1	1	50%	2
CIGNA GATEWAY			2	100%	2
Stillwater Healthcare		2			2
PREVENTIVE HEALTH PARTNERS I L S C		2			2
ONE MEDICAL GROUP		1	1	50%	2
GULF COAST REGIONAL MEDICAL CARE		2			2
MANISTEE COUNTY MEDICAL CARE FACILITY		2			2
Kroger 596 - The Little Clinic Brentwood		2			2
ADVENTHEALTH IMAGING PARTIN SETTLEMENT			2	100%	2
BROOKDALE ALTAMONTE SPRINGS			2	100%	2
BOND COMMUNITY HEALTH CENTER			2	100%	2
CHESTERFIELD HEALTHCARE GROUP, INC		2			2
IM&P WELLNES CENTER			2	100%	2
FHPG SURGICAL ASSOCIATES OF EAST PASCO			2	100%	2
ALBUQUERQUE - AMG SPECIALTY HOSPITAL		2			2
MADISON HOSPITAL LABORATORY			2	100%	2
KJ MEDICAL PRACTICE PC		2			2
MEDEXPRESS URGENT CARE - DERBY N ROCK		2			2
THE HOSPITAL OF PROVIDENCE EMERGENCY ROOM			2	100%	2
ALL PEDIATRIC CARE PA			2	100%	2
MEMORIAL HEALTH SYSTEM		1	1	50%	2
INTERNAL MEDICINE SPECIALISTS MEDICAL GROUP, PA		2			2
METHODIST MANSFIELD MEDICAL CENTER			2	100%	2
CAROLINAS HEALTHCARE SYSTEM LAB			2	100%	2
BERNHARDT LABORATORIES INC			2	100%	2
Tuscola County Medical Care Community		2			2
JFK MEDICAL CENTER LABORATORY DEPT		2			2
MEMORIAL HOSPITAL OF SOUTH BEND			2	100%	2
First Care Living Center/Essentia Health			2	100%	2
UNIVERSITY OF MARYLAND MEDICAL CENTER			2	100%	2
MASSENA HOSPITAL LABORATORY		2			2
TSALI CARE CENTER		2			2

# COVID-19: testing by laboratory

Data through Apr 12, 2021 verified as of Apr 13, 2021 at 09:25 AM

Data in this report are provisional and subject to change.

The numbers in the table below represent the number of Florida and non-Florida residents for whom test results were received by the Department of Health. A person can be tested by more than one laboratory and can have both positive and negative results. **Therefore, the sum of the numbers in each column will be larger than the total number of people tested.**

Reporting lab	Inconclusive	Negative	Positive	Percent positive	Total
NORTHSIDE FAMILY MEDICINE AND URGENT CARE (EAST COBB)		2			2
ONTARIO COUNTY PUBLIC HEALTH		2			2
CVS AZ5477POCT SURPRISE		2			2
VALUE DRUGS GREENLAWN INC		2			2
OAKMONT OF UNION SC, LLC		2			2
COOPER CLINIC			2	100%	2
US LABS		2			2
PM PEDIATRICS OF SELDEN, PLLC		2			2
MOBILE COUNTY HEALTH DEPARTMENT		1	1	50%	2
QUEST DIAGNOSTICS INCORPORATED			2	100%	2
AUGUSTA HEALTH SKILLED CARE			2	100%	2
OHSU LABORATORY SERVICES		2			2
SUNBRIDGE CARE & REHAB FOR DECATUR		2			2
TWIN LAKES REHAB & HEALTHCARE		2			2
MEDEXPRESS URGENT CARE - WICHITA, N MAIZE RD		1	1	50%	2
CVS AZ33POCT TEMPE		2			2
WILCOX MEDICAL CENTER-ALMA COLLEGE		2			2
DOCTOR'S IN-HOUSE LAB/COMMUNITY HEALTH CENTERS OF PINELLAS - JOHNNIE R			2	100%	2
MEDEXPRESS URGENT CARE - BROOKHAVEN		2			2
DELRAY BEACH HEALTH DEPT LAB			2	100%	2
BRANDYWYNE HEALTH CARE CENTER			2	100%	2
DURAND SENIOR CARE & REHAB CENTER		2			2
FLORIDA PRIMARY CARE CENTER PA		2			2
MEDEXPRESS URGENT CARE PENNSVILLE		2			2
BRENTWOOD AT FORE RANCH			2	100%	2
MC DIAGNOSTIC OF CONNECTICUT, PC #252		1	1	50%	2
The Friendly Home		2			2
PANCARE HEALTH - SNEADS ELEMENTARY			2	100%	2
LIFETIME FAMILY URGENT CARE			2	100%	2
RDX BIOSCIENCE INC			2	100%	2
BAPTIST HOSPITAL INTERNAL MEDICINE GULF BREEZE			2	100%	2
OAKMONT EAST- GREENVILLE SC, LLC		2			2
NEMOURS CHILDREN'S PRIMARY CARE OF VERO BEACH			2	100%	2
GILA REGIONAL MEDICAL CENTER		2			2
INA		1	1	50%	2
JRS LABORATORY			2	100%	2
COVANCE			2	100%	2
JOHN D. ARCHBOLD MEM. HOSPITAL			2	100%	2
GET WELL EXPRESS URGENT CARE & WALK-IN CLINIC			2	100%	2
MINUTECLINIC DIAGNOSTIC OF VIRGINIA, LLC #1980		2			2
VALUE DRUGS BRONXVILLE INC		2			2
HOLY TRINITY PHARMACY LLC		2			2
AHC Forest cove		2			2
MIRAMAR KIDNEY CENTER		1	1	50%	2
VAULT HEALTH			2	100%	2
Luther Acres Manor		2			2
UW HOSPITAL AND CLINICS		1	1	50%	2

# COVID-19: testing by laboratory

Data through Apr 12, 2021 verified as of Apr 13, 2021 at 09:25 AM

Data in this report are provisional and subject to change.

The numbers in the table below represent the number of Florida and non-Florida residents for whom test results were received by the Department of Health. A person can be tested by more than one laboratory and can have both positive and negative results. **Therefore, the sum of the numbers in each column will be larger than the total number of people tested.**

Reporting lab	Inconclusive	Negative	Positive	Percent positive	Total
NIAGARA APOTHECARY INC		2			2
NORTH MANATEE HEALTH CARE CENTER			2	100%	2
HEALTH PARTNERS REGIONAL HOSPITAL			2	100%	2
MEASE MANOR MEMORY CARE		2			2
FLORIDA MEDICAL CLINIC, LLC			2	100%	2
POMERENE HOSPITAL			2	100%	2
VETERANS AFFAIRS MEDICAL CENTER - GREATER LOS ANGELES			2	100%	2
MED-LAKE LABORATORY, LLC			2	100%	2
NLC LABS			2	100%	2
RABI SINHA, MD		2			2
VILLAGES HEALTH SYSTEM, LLC, THE			2	100%	2
ANDERSON COUNTY HOSPITAL			2	100%	2
HOPE HEALTH & WELLNESS		2			2
MEDAILLE COLLEGE WELLNESS CENTER		2			2
RANDOLPH COUNTY HEALTH & REHABILITATIO		2			2
MANSFIELD MEDICAL LODGE			2	100%	2
CARENOW LENEXA			2	100%	2
BELLIN HOSPITAL			2	100%	2
COLD SPRING HILLS CENTER FOR NURSING A		2			2
VA Ann Arbor HCS		1	1	50%	2
Piney Grove Nursing and Rehabilitation Center		2			2
Kroger 101 - The Little Clinic Hill Top		2			2
CVS OH3329POCT LAKEWOOD		2			2
VISITING PHYSICIANS OF THE TREASURE COAST LLC			2	100%	2
SHERIDAN AT HOBE SOUND, THE			2	100%	2
SKY LAKES MEDICAL CENTER		2			2
Q ALL CARE MEDICAL PC		2			2
MINUTECLINIC DIAGNOSTIC OF KANSAS, PC		2			2
Kroger 739 - The Little Clinic La Grange Road		2			2
NATIONWIDE LABORATORY SERVICES		1	1	50%	2
STOP URGENT CARE			2	100%	2
MASSACHUSETTS DEPARTMENT OF HEALTH			2	100%	2
ASCENSION ST VINCENT'S RIVERSIDE			2	100%	2
SOMA MEDICAL CENTER PA #3 GREENACRES			2	100%	2
PruittHealth Lakehaven		2			2
AFC PHYSICIANS OF FLORIDA, PA			2	100%	2
FLORIDA MEDICAL CLINIC IM LUTz			2	100%	2
WASHINGTON STATE DEPARTMENT OF HEALTH PUBLIC HEALTH LABORATORIES			2	100%	2
MEDEXPRESS URGENT CARE - LINCOLN		2			2
PATIENT FIRST-BATTLEFIELD			2	100%	2
ST LUKES HOSPITAL			2	100%	2
FLORIDA DEPARTMENT OF HEALTH IN LEE COUNTY		1	1	50%	2
APPLECARE VALDOSTA			2	100%	2
SUMMIT CLINICAL LABORATORIES LLC			2	100%	2
OSF SAINT FRANCIS MEDICAL CENTER			2	100%	2
DALLAS MEDICAL CENTER			2	100%	2
HEALTH & REHAB CTR AT DOLPHINS VIEW, THE			2	100%	2

# COVID-19: testing by laboratory

Data through Apr 12, 2021 verified as of Apr 13, 2021 at 09:25 AM

Data in this report are provisional and subject to change.

The numbers in the table below represent the number of Florida and non-Florida residents for whom test results were received by the Department of Health. A person can be tested by more than one laboratory and can have both positive and negative results. **Therefore, the sum of the numbers in each column will be larger than the total number of people tested.**

Reporting lab	Inconclusive	Negative	Positive	Percent positive	Total
ACN PHYSICIANS GROUP CORP			2	100%	2
STEWARD ST ELIZABETH MEDICAL CENTER			2	100%	2
CVS MA217POCT TEWKSBURY		2			2
VITAL CARE CLINIC, LLC			2	100%	2
MID-FLORIDA HEMATOLOGY AND ONCOLOGY CENTERS		2			2
SARASOTA MEMORIAL MEDICAL URGENT CARE CENTER			2	100%	2
MD NOW URGENT CARE MEDICAL CENTERS INC			2	100%	2
HOLSTON MEDICAL GROUP		2			2
Workmens Circle Multicare Center		2			2
SOUTH DAKOTA DEPARTMENT OF HEALTH		2			2
MARYWOOD NURSING CARE CENTER		2			2
CALIFORNIA DIVISION OF COMMUNICABLE DISEASE CONTROL			2	100%	2
OAKBRIDGE TERRACE AT SAE			2	100%	2
URGENTMED PLANTATION			2	100%	2
UT PATH			2	100%	2
ACCESS MEDICAL GROUP OF FLORIDA CITY			2	100%	2
Kroger 686 - The Little Clinic Farragut		2			2
NAVAL MEDICAL CENTER			2	100%	2
Walgreens #19019		2			2
BUCKINGHAM PAVILION INC		2			2
LEHIGH MEDICAL AND RESEARCH CENTER, INC			2	100%	2
WALGREENS NO 10512		1	1	50%	2
CVS MA299POCT WORCESTER		2			2
TRINITAS REGIONAL MEDICAL CENTER		1	1	50%	2
PUBLIX PHARMACY #1092		2			2
CVS MI8287POCT MACOMB		2			2
OELWEIN HEALTH CARE CENTER		2			2
NYU LANGONE HUNTINGTON MEDICAL GROUP		2			2
Harbor House		2			2
PEACEHEALTH CENTRAL		2			2
WELLNESS MEDICAL CLINIC			2	100%	2
MAJESTIC GUARDIANS			2	100%	2
FRESENIUS KIDNEY CARE SOUTH ST PETERSBURG			2	100%	2
UNIVERSITY COMMUNITY HEALTH SERVICES		1	1	50%	2
SIGNATURE CARE LEWISVILLE-EMERGENCY CENTER		1	1	50%	2
Kroger 328 - The Little Clinic Henderson Road		2			2
FALCON HEALTH CENTER			2	100%	2
MATHER HOSPITAL			2	100%	2
THE EDGEWATER AND WATERMAN VILLAGE			2	100%	2
CORNERSTONE MEDICAL CARE OF BRANDON		2			2
A G RHODES HOME AT WESLEY WOODS		2			2
PTC LABORATORIES			2	100%	2
ARCPPOINTLABS OF VIRGINIA BEACH		1	1	50%	2
MEDEXPRESS URGENT CARE - CEDAR KNOLLS		2			2
DUKE HEALTH REGIONAL HOSPITAL			2	100%	2
PT&J REHAB LLC		1	1	50%	2
ELITE MEDICAL LABORATORY SOLUTIONS LLC			2	100%	2

# COVID-19: testing by laboratory

Data through Apr 12, 2021 verified as of Apr 13, 2021 at 09:25 AM

Data in this report are provisional and subject to change.

The numbers in the table below represent the number of Florida and non-Florida residents for whom test results were received by the Department of Health. A person can be tested by more than one laboratory and can have both positive and negative results. **Therefore, the sum of the numbers in each column will be larger than the total number of people tested.**

Reporting lab	Inconclusive	Negative	Positive	Percent positive	Total
BAYMEADOWS PRIMARY CARE		2			2
CVS CA9497POCT IRVINE		2			2
MI Nursing Restorative Center		2			2
CVS NM7242POCT ALBUQUERQUE		2			2
BAY CORRECTIONAL AND REHABILITATION FACILITY			2	100%	2
WESTMINSTER SUNCOAST			2	100%	2
WARE EXPRESS CARE			2	100%	2
WISE HEALTH SYSTEM		1	1	50%	2
MOUNT SINAI MEDICAL CENTER OF FLORIDA, INC			2	100%	2
WEST HOUSTON MEDICAL CENTER			2	100%	2
Hartwell Health and Rehabilitation		2			2
SOMA MEDICAL CENTER P.A. #4			2	100%	2
MEDEXPRESS URGENT CARE, MOSSIDE		2			2
THE FOUNTAIN AT BOCA CIEGA BAY		2			2
CVS OH4300POCT STRONGSVILLE		2			2
COASTAL PEDIATRIC CARE			2	100%	2
GREEN RIVER MEDICAL CENTER			2	100%	2
DOWN HOME MEDICAL			2	100%	2
NORTHEAST FLORIDA HEALTH SERVICES, INC DBA FAMILY HEALTH SOURCE			2	100%	2
Charles George VAMC		2			2
ST. ELIZABETH HEALTHCARE			2	100%	2
MORRISTOWN MEMORIAL HOSPITAL		2			2
WISCONSIN STATE LABORATORY OF HYGIENE		1	1	50%	2
METHODIST HEALTHCARE - MEMPHIS HOSP		2			2
CVS NV2989POCT NORTH LAS VEGAS		1	1	50%	2
Jackson Health Care Facility			2	100%	2
PRECISION CLINICAL RESEARCH			2	100%	2
HERNANDO CHILDREN'S			2	100%	2
VIRGINIA DEPT OF HEALTH OFFICE OF EPIDEMIOLOGY			2	100%	2
ALVERNO CLINICAL LABORATORIES			2	100%	2
Kroger 745 - The Little Clinic Somerset		2			2
INNOVATIVE CARE II LLC			2	100%	2
Walgreens #9278		2			2
ORMOND BEACH URGENT CARE			2	100%	2
CVS IN6608POCT NEW PALESTINE			2	100%	2
ADVENT HEALTH CENTRAL TEXAS		1	1	50%	2
CSS- TWELVE OAKS			2	100%	2
DMC UNIVERSITY LABORATORIES		1	1	50%	2
BUEN PASTOR MEDICAL CENTER, INC			2	100%	2
Iowa Veterans Home		2			2
ROBERTS WESLEYAN COLLEGE HEALTH CENTE		2			2
ROPER HOSPITAL			2	100%	2
SPARTANBURG REGIONAL MEDICAL CENTER			2	100%	2
INTERMOUNTAIN MEDICAL CENTER			2	100%	2
Tidelands Health Rehabilitation Hospital			2	100%	2
CREATIVE HEALTH CENTER			2	100%	2
GENETIC ASSAYS INC			2	100%	2

# COVID-19: testing by laboratory

Data through Apr 12, 2021 verified as of Apr 13, 2021 at 09:25 AM

Data in this report are provisional and subject to change.

The numbers in the table below represent the number of Florida and non-Florida residents for whom test results were received by the Department of Health. A person can be tested by more than one laboratory and can have both positive and negative results. **Therefore, the sum of the numbers in each column will be larger than the total number of people tested.**

Reporting lab	Inconclusive	Negative	Positive	Percent positive	Total
MEDEXPRESS URGENT CARE-SELINGSGROVE		2			2
APPLING NURSING & REHABILITATION PAVIL		2			2
MEMORIAL HOSPITAL OF TAMPA			2	100%	2
RAINY LAKE MEDICAL CENTER			2	100%	2
THE RIM URGENT CARE			2	100%	2
LOWELL GENERAL HOSPITAL			2	100%	2
MIDDLE TENN MENTAL HEALTH INSTITUTE		2			2
PHYSICIANS LABORATORY SERVICES			2	100%	2
CROSSTOWN PHARMACY		2			2
CVS TX7151POCT HUMBLE		2			2
WILLOW CREEK RETIREMENT CENTER		2			2
Garden Care Center		2			2
RAPID MD			2	100%	2
KIVA AT MOUNT DORA			2	100%	2
GRACE HEALTHCARE OF LAKE WALES		1	1	50%	2
UNIVERSITY OF MIAMI SCCC RESEARCH LABORATORY			2	100%	2
LONG, SARAH		1	1	50%	2
Kroger 441 - The Little Clinic Middletown		2			2
MEDEXPRESS URGENT CARE-VINLAND SOUTH		1	1	50%	2
DELAWARE DIAGNOSTICS LABS			2	100%	2
CVS MA41POCT TAUNTON		2			2
ADVANCED MEDICAL OF FLORIDA			2	100%	2
EASTERN NIAGARA HOSPITAL		2			2
ILLINOIS DEPT OF PUBLIC HEALTH LABS			2	100%	2
CVS SC7567POCT BOILING SPRINGS		1	1	50%	2
ASCENSION ST MICHAEL'S HOSPITAL LAB		1	1	50%	2
METROHEALTH SYSTEM			2	100%	2
Essex Center for Rehabilitation and Healthcare		2			2
MINERS COLFAX MEDICAL CENTER		2			2
CRAWFORD COUNTY CARE CENTER		2			2
TENNESSEE DEPARTMENT OF HEALTH (TDH) - REGIONAL LABORATORY			2	100%	2
NEW YORK UNIVERSITY MEDICAL CENTER			2	100%	2
THE WINDSOR ORTEGA		2			2
A+ URGENT/PRIMARY CARE			2	100%	2
SUNNYSIDE MANOR		2			2
PEDIATRIC HEALTH CARE		1	1	50%	2
ATVIVO LLC		2			2
Imboden Creek Living Center		2			2
NEIGHBORCARE PHARMACY SERVICES		2			2
POINT OF CARE PRIVATE HEALTH MANAGEMENT			2	100%	2
BMC/JACSONVILLE		1	1	50%	2
CVS AZ5892POCT LAVEEN		2			2
MINUTE CLINIC DIAGNOSTIC OF KANSAS PA		2			2
DIVERSE MEDICAL CARE LLC			2	100%	2
SPECTRA EAST INC		1	1	50%	2
CVS IN8639POCT TERRE HAUTE		2			2
COX HEALTH SOUTH LAB		1	1	50%	2

# COVID-19: testing by laboratory

Data through Apr 12, 2021 verified as of Apr 13, 2021 at 09:25 AM

Data in this report are provisional and subject to change.

The numbers in the table below represent the number of Florida and non-Florida residents for whom test results were received by the Department of Health. A person can be tested by more than one laboratory and can have both positive and negative results. **Therefore, the sum of the numbers in each column will be larger than the total number of people tested.**

Reporting lab	Inconclusive	Negative	Positive	Percent positive	Total
BAPTIST HOSPITAL OF MIAMI MCI BROWARD LABORATORY			2	100%	2
BERGEN COUNTY SURGICAL AND ENDOSCOPY CENTER		2			2
HAMILTON MEDICAL CENTER LABORATORY			2	100%	2
NORTH DAKOTA VETERANS HOME		2			2
Delaware Court Healthcare Center		2			2
GOLISANO PEDIATRICS PORT CHARLOTTE HARBOR		2			2
CITRUS PARK			2	100%	2
SACRED HEART HOSPITAL ON THE EMERALD			2	100%	2
MIDLAND MEMORIAL HOSPITAL			2	100%	2
ROUTE 16 PHARMACY LLC DBA HOLLAND PHAR		2			2
SAWGRASS PEDIATRIC PARTNERS LLC			2	100%	2
JUST BELIEVE RECOVERY CENTER			2	100%	2
ARLINGTON DIALYSIS CENTER LLC		2			2
Iron County Medical Care Facility		2			2
PALM WEST INTERNIST PA			2	100%	2
NATHAN LITTAUER HOSPITAL LAB		2			2
ROYAL OAK MEDICAL CENTER LLC DBA CHARACTER FAMILY			2	100%	2
PATIENT FIRST MEDICAL CENTER-CARYTOWN			2	100%	2
MEDEXPRESS URGENT CARE - BRIDGEVILLE		2			2
Kroger 619 - The Little Clinic Hendersonville Indian Lake		2			2
Kroger 130 - The Little Clinic Colorado Springs		2			2
FLAGLER PROFESSIONAL HEALTH CAE SERVICES INC		2			2
Kroger 127 - The Little Clinic Lakewood-Alameda		2			2
WALKONCLINIC			2	100%	2
Manor At Perrysburg		2			2
SANTA ROSA COUNTY HEALTH DEPARTMENT			2	100%	2
CVS TX7825POCT FRISCO		1	1	50%	2
VA CBOC			2	100%	2
Alden Terrace of McHenry			2	100%	2
Kroger 426 - The Little Clinic Suwanee		2			2
TLC MEDICAL			2	100%	2
Virginia Gay Nursing and Rehab		2			2
ADVANCED FOOT AND ANKLE OF INDIAN RIVER		2			2
ST. VINCENT HOSPITAL			2	100%	2
Beecher Manor Nursing and Rehabilitation Center		2			2
BAPTIST HOSPITAL PRIMARY CARE GULF BREEZE			2	100%	2
FKC AMELIA ISLAND DIALYSIS			2	100%	2
CVS OH3980POCT KENT		2			2
SCDHEC BUREAU OF LABORATORIES			2	100%	2
DEKALB MEDICAL CENTER LABORATORY			2	100%	2
UNIVERSITY URGENT CARE			2	100%	2
ST. MARY'S MEDICAL CENTER EVANSVILLE, INC			2	100%	2
RAPID RESULT CORP LLC		1	1	50%	2
JASPER MEMORIAL HOSPITAL		1	1	50%	2
Cooperstown Center for Nursing and Rehabillitation		2			2
SPRINGS MEDICAL LAB		1	1	50%	2
JMC TALLAHASSEE, LLC			2	100%	2

# COVID-19: testing by laboratory

Data through Apr 12, 2021 verified as of Apr 13, 2021 at 09:25 AM

Data in this report are provisional and subject to change.

The numbers in the table below represent the number of Florida and non-Florida residents for whom test results were received by the Department of Health. A person can be tested by more than one laboratory and can have both positive and negative results. **Therefore, the sum of the numbers in each column will be larger than the total number of people tested.**

Reporting lab	Inconclusive	Negative	Positive	Percent positive	Total
MEDEXPRESS - WILMINGTON KIRKWOOD HIGHWAY		2			2
SWEETWATER NURSING CENTER		2			2
CENTRAL ARKANSAS VETERANS HEALTHCARE SYSTEM - VETERANS AFFAIRS			2	100%	2
WILSON MEMORIAL HOSPITAL			2	100%	2
MEDEXPRESS URGENT CARE - LINCOLN N 26T		2			2
MEDICAL CENTER LABORATORY			2	100%	2
MAYO CLINIC COUMADIN CLINIC LABORATORY		1	1	50%	2
JORDAN VALLEY MEDICAL CENTER			2	100%	2
URGENT TEAM MANAGEMENT OF TENNESSEE, L		1	1	50%	2
HEARTLAND HOME HEALTH CARE		2			2
MCLAREN REGIONAL MEDICAL CENTER			2	100%	2
RIGHT AT HOME			2	100%	2
SOUTHEASTERN INSTITUTE OF RESTORATIVE MEDICINE		1	1	50%	2
Holiday Retirement Home			2	100%	2
FAMILY URGENT CARE		2			2
DEER'S HEAD CENTER		2			2
OPTUM PRIMARY CARE		1	1	50%	2
MEMORIAL SLOAN KETTERING CANCER CENTER		1	1	50%	2
AL MANI HEALTH INSTUTUTE		2			2
Providence VAMC		2			2
HOME ACCESS HEALTH			2	100%	2
LIFESPRING COMMUNITY HEALTH		2			2
JERSEY IRISH MEDICAL (DBA AFC URGENT C		1	1	50%	2
Kroger 409 - The Little Clinic Hebron Marketplace		1	1	50%	2
Lynwood		2			2
NYUMC CLINICAL LABORATORIES			2	100%	2
Guilford Health Care Center		2			2
AHC Humboldt		2			2
STUDENT HEALTH SERVICES			2	100%	2
EDGEWATER RETIREMENT MANOR			2	100%	2
TRIDENT ANTI AGING LLC			2	100%	2
TGH Brandon Healthplex Laboratory			2	100%	2
Medilodge of Monroe		2			2
SIMPLY HEALTHCARE AND WELLNESS CLINIC, PC			2	100%	2
OAKMONT WEST- GREENVILLE SC		2			2
CLEVELAND CLINIC IMAGING			2	100%	2
CARE 365			2	100%	2
ATLAS GENOMICS			2	100%	2
HAMILTON CHD		2			2
PALM CITY NURSING AND REHAB CENTER			2	100%	2
CVS OH6185POCT PICKERINGTON		2			2
CLEAR LAKE REGIONAL MEDICAL CENTER			2	100%	2
CARE NOW DENTON			2	100%	2
CVS NE2741POCT LA VISTA		2			2
UF KANAPAHA LAB BEAKER		2			2
RICHICHI FAMILY HEALTH			2	100%	2
PHOEBE BERKS HEALTH CARE CENTER		2			2

# COVID-19: testing by laboratory

Data through Apr 12, 2021 verified as of Apr 13, 2021 at 09:25 AM

Data in this report are provisional and subject to change.

The numbers in the table below represent the number of Florida and non-Florida residents for whom test results were received by the Department of Health. A person can be tested by more than one laboratory and can have both positive and negative results. **Therefore, the sum of the numbers in each column will be larger than the total number of people tested.**

Reporting lab	Inconclusive	Negative	Positive	Percent positive	Total
EXCELTOX LABORATORIES LLC		2			2
BLUEWATER TOXICOLOGY			2	100%	2
CARESPOT URGENT CARE		1	1	50%	2
Kroger 412 - The Little Clinic Oxford		2			2
BAPTIST HEALTHCARE - LAKEVIEW CENTER INC		2			2
Oakmont of Katy Nursing and Rehabilitation		2			2
MINUTECLINIC DIAG OF IND, LLC #6250		2			2
UNIVERSITY OF TEXAS AT EL PASO, THE			2	100%	2
CVS MA38POCT CHARLTON		2			2
EXPRESS PHARMACY INC		1	1	50%	2
MID AMERICA CLINICAL LABS			2	100%	2
VANAYER HEALTHCARE AND REHAB CENTER		2			2
ATLANTIC DIAGNOSTICS			2	100%	2
CVS NC2559POCT CHARLOTTE		2			2
MINUTECLINIC #1773		2			2
MAGNOLIA ADULT, LLC			2	100%	2
UNM SANDOVAL REGIONAL MEDICAL CENTER		2			2
DOCTORS CARE OF PALM COAST			2	100%	2
WELL HEALTH LABS			2	100%	2
FHCP ASC - ORANGE CITY			2	100%	2
Kroger 550 - The Little Clinic Bellevue		2			2
KAISER SUNNYSIDE MEDICAL CTR LAB		2			2
Kroger 672 - The Little Clinic Bill Kennedy & Glenwood		2			2
POMONA VALLEY COMMUNITY HOSPITAL			2	100%	2
Sanford Health & Rehabilitation			2	100%	2
NEWTON MEMORIAL HOSPITAL		2			2
HEALTH SENTRY			2	100%	2
DELRAY BEACH HEALTH CENTER			2	100%	2
CONEMAUGH MEMORIAL MEDICAL CENTER		2			2
VA WNYHCS - Buffalo Division		1	1	50%	2
Louis Stokes Cleveland VA - Midtown Dialysis Center		2			2
UNIVERSITY HOSPITAL OF BROOKLYN		2			2
JULIE STAATS DO		2			2
Glenis Dr VA Outpatient Clinic		2			2
RUST MEDICAL CENTER		2			2
The Suites at Western Home Communities		2			2
HCA HOUSTON ER 24/7			2	100%	2
CVS MA1877POCT NORTON		2			2
SYLVAN NURSING			2	100%	2
JOHNSON CITY MEDICAL CENTER		1	1	50%	2
CVS CA8861POCT BUENA PARK		2			2
Parkridge Specialty Care		2			2
APALACHEE CENTER INC		2			2
JUPITER PEDIATRIC ASSOCIATES, PA		1	1	50%	2
ACCESS MEDICAL GROUP OF TAMPA II, INC		2			2
MOORE CLINICAL RESEARCH INC			2	100%	2
MEDEXPRESS URGENT CARE - MYLAN			2	100%	2

# COVID-19: testing by laboratory

Data through Apr 12, 2021 verified as of Apr 13, 2021 at 09:25 AM

Data in this report are provisional and subject to change.

The numbers in the table below represent the number of Florida and non-Florida residents for whom test results were received by the Department of Health. A person can be tested by more than one laboratory and can have both positive and negative results. **Therefore, the sum of the numbers in each column will be larger than the total number of people tested.**

Reporting lab	Inconclusive	Negative	Positive	Percent positive	Total
CORTLAND PARK REHABILITATION AND NURSING CENTER		1	1	50%	2
EASTSIDE SPORTS COMPLEX			2	100%	2
ORLANDO HEALTH MEDICAL GROUP		1	1	50%	2
COBLESKILL REGIONAL HOSPITAL		2			2
CDK LIBERTY ENTERPRISES, LLC		2			2
EASTERN NEW MEXICO UNIVERSITY STUDENT		2			2
REGIONS HOSPITAL LABORATORY			2	100%	2
Mary Anna Nursing Home		2			2
BAYOU GARDENS DUNEDIN LLC		2			2
PRONTO URGENT CARE			2	100%	2
LAB CORP OF AMER SAN DIEGO			2	100%	2
LABTOX LABORATORIES			2	100%	2
BUFFALO CROSSINGS HEALTHCARE AND REHABILITATION CENTER			2	100%	2
WillowBrooke Court at Southampton Estates		2			2
MD NOW URGENT CARE CENTER INC.			2	100%	2
Avanti Wellness and Rehab			2	100%	2
WEST FLORIDA MEDICAL ASSOCIATES, PA			2	100%	2
BAYCARE OUTREACH LAB WH SOUTH			2	100%	2
SOUTHERN TENNESSEE MEDICAL CENTER			2	100%	2
HPH HOME CARE		1	1	50%	2
FLORIDA CLINICAL LABORATORY INC			2	100%	2
SIMMONS			2	100%	2
PALMETTO FAMILY HEALTH CENTER			2	100%	2
441 URGENT CARE-MULBERRY			2	100%	2
CVS NV5286POCT HENDERSON		2			2
BIONIC TECHNOLOGIES CORPORATION			2	100%	2
LACORP		1	1	50%	2
DOCTORS MEDICAL CTR OF WALTON COUNTY			2	100%	2
HOUSTON HEALTH DEPARTMENT - BUREAU OF LABORATORY SERVICES			2	100%	2
The Laurels of Hendersonville		2			2
EAST CORE LAB			2	100%	2
Wetumpka Health and Rehab, LLC		2			2
Providence of Sparta Health and Rehabilitation		2			2
WALGREENS #15495		1	1	50%	2
WELLMED AT SOUTH STUART		2			2
VALLEY MEDICAL LABORATORY			2	100%	2
BROOKS -TLC HOSPITAL SYSTEM			2	100%	2
MAIN STREET MEDICAL CENTERS		2			2
PM PEDIATRICS OF BAYSIDE PLLC - HOPEWELL JUNCTION		2			2
HOME CARE PHARMACY OF PALM COAST INC		2			2
COUNTRY COTTAGE		2			2
CVS NE5714POCT OMAHA		1	1	50%	2
GOUVERNEUR HOSPITAL LABORATORY		2			2
NORTH MCALLEN PEDIATRIC CENTER			2	100%	2
SOUTHEASTERN IMMEDIATE CARE- MILLEDGEVILLE GA			2	100%	2
UNITED MEMORIAL MEDICAL CENTER			2	100%	2
SENDER RETREAT ADULT DAY CARE CENTERS			2	100%	2

# COVID-19: testing by laboratory

Data through Apr 12, 2021 verified as of Apr 13, 2021 at 09:25 AM

Data in this report are provisional and subject to change.

The numbers in the table below represent the number of Florida and non-Florida residents for whom test results were received by the Department of Health. A person can be tested by more than one laboratory and can have both positive and negative results. **Therefore, the sum of the numbers in each column will be larger than the total number of people tested.**

Reporting lab	Inconclusive	Negative	Positive	Percent positive	Total
SANIBEL MEDICAL CLINIC			2	100%	2
PALM MEDICAL CENTER - PLANT CITY		2			2
SELECT MEDICAL CLINIC			2	100%	2
ADVOCATE SHERMAN HOSPITAL			2	100%	2
BAPTIST HOSPITAL LABORATORY			2	100%	2
WOODHILLS LABS			2	100%	2
Van Wert Manor		2			2
GREEN POINT RX INC DBA ALTRU CHEMISTS		2			2
SUNCOAST BLOOD BANK			2	100%	2
UNIVERSITY OF MISSOURI HEALTH CARE			2	100%	2
MEDEXPRESS URGENT CARE - VINELAND S MA		2			2
CARE ATC ARLINGTON CENTRAL PARK		2			2
PHYSICIANS PREMIER			2	100%	2
CATHOLIC HEALTH LABORATORY SERVICES		2			2
UC CORAL GABLES			2	100%	2
Lake Charles Healthcare LLC dba Landmark Lake Charles			2	100%	2
FLORIDA DEPARTMENT OF HEALTH PINELLAS COUNTY-			2	100%	2
SPRINGHILL SENIOR RESIDENCE		2			2
ADVENTIST HINSDALE HOSPITAL LABORATORY			2	100%	2
TANNER MEDICAL CENTER LABORATORY		2			2
OMEGA RESEARCH CONSULTANTS			2	100%	2
MINUTECLINIC DIAGNOSTIC MEDICAL		2			2
PIEDMONT ROCKDALE HOSPITAL		2			2
SIGNAL DIAGNOSTICS DBA FLOWHEALTH LABS			2	100%	2
TEXAS REGIONAL ASTHMA & ALLERGY CENTER			2	100%	2
PENINSULA REGIONAL MED CTR LAB			2	100%	2
CVS CA9145POCT SANTEE		1	1	50%	2
PM PEDIATRICS OF BAYSIDE, PLLC - RIVE		2			2
PIEDMONT WALTON HOSPITAL		2			2
SYMPHONY OF BUFFALO GROVE		2			2
Jacob's Creek Nursing and Rehabilitation Center		2			2
SPECTRUM HEALTH			2	100%	2
PALMS OF FT MYERS,THE			2	100%	2
CARTER BLOOD CARE			2	100%	2
FLORIDA MEDICAL CLINIC RADIOLOGY DALE MABRY		2			2
LIFEGUARD AMBULANCE SERVICES LLC, TEXAS- SAN			2	100%	2
SOUTHERN BREEZE HEALTHCARE		1	1	50%	2
MY PHARMACY			2	100%	2
LAWRENCE GENERAL HOSPITAL			2	100%	2
UNIVERSTIY OF ILLINOIS HOSPITAL			2	100%	2
FLORIDA MEDICAL CLINIC CARDIOLOGY-ZH			2	100%	2
CVS OH6167POCT ASHLAND		2			2
CVS MA2125POCT NATICK		1	1	50%	2
EVERYBODY'S FAMILY CLINIC		2			2
SMITH NORTHVIEW HOSPITAL LAB			2	100%	2
MINUTECLINIC DIAGNOSTIC PA #7110		2			2
FLORIDA MEDICAL CENTER OF CLEARWATER		2			2

# COVID-19: testing by laboratory

Data through Apr 12, 2021 verified as of Apr 13, 2021 at 09:25 AM

Data in this report are provisional and subject to change.

The numbers in the table below represent the number of Florida and non-Florida residents for whom test results were received by the Department of Health. A person can be tested by more than one laboratory and can have both positive and negative results. **Therefore, the sum of the numbers in each column will be larger than the total number of people tested.**

Reporting lab	Inconclusive	Negative	Positive	Percent positive	Total
CVS OH4301POCT NORTHFIELD		2			2
CVS NH1004POCT SALEM		1	1	50%	2
TMH PHYSICIAN PARTNERS MONTICELLO		1	1	50%	2
Chatham Nursing and Rehab Center		2			2
IN & OUT URGENT CARE METAIRIE			2	100%	2
ROYAL CARE MEDICAL CENTER			2	100%	2
CVS MD1490POCT GAITHERSBURG		2			2
MERCY HEALTH LAB		1	1	50%	2
LIFT HEALTH		2			2
The Palms Nursing and Rehabilitation		1	1	50%	2
PLASMA MED RESEARCH DBA		2			2
BLACKBAG DIGITAL HEALTH LLC		2			2
UMHC HOLLYWOOD LABORATORY			2	100%	2
OSF ST JOSEPH MEDICAL CENTER			2	100%	2
DALLAS BAPTIST UNIVERSITY - HEALTH SERVICES			2	100%	2
STATE OF FLORIDA			2	100%	2
MEDEXPRESS URGENT CARE - CONWAY		2			2
VA Greater LA HCS-Santa Maria OPC			2	100%	2
YOUTH AND YOU, INC		2			2
GERM BUSTERS 911 LLC			2	100%	2
DOCTORS CARE - AIKEN MALL			2	100%	2
MOBILE PHLEBOTOMY SERVICES			2	100%	2
MAGNOLIA MANOR OF COLUMBUS		2			2
FLORIDA MENTOR FAULKNER GROUP HOME			2	100%	2
DRR JMC URGENT CARE DONALD ROSS			2	100%	2
Good Samaritan Society Waukon		2			2
BAYSHORE MEDICAL CENTER			2	100%	2
ISLAND NURSING HOME		1	1	50%	2
SHORE MEDICAL CENTER		2			2
PALM BEACH DIGESTIVE ASSOCIATES			2	100%	2
BFT LAB			2	100%	2
MORTON PLANT HOSPITAL - ADLER INSTITUTE OF LAB MEDICINE			2	100%	2
GOSHEN MEDICAL CENTER			2	100%	2
CEDARS-SINAI MEDICAL CENTER			2	100%	2
BICKERTON, DAWN		2			2
MINUTECLINIC DIAGNOSTICS OF OKLAHOMA		2			2
NEW YORK PSYCHIATRIC INSTITUTE		2			2
ACKERMAN CANCER CENTER		2			2
KEATING SPORTS CENTER		2			2
Great Lakes Health Center			2	100%	2
POPLAR HEALTHCARE			2	100%	2
WillowBrooke Court at Westminster Village		2			2
SUMMIT URGENT CARE PS			2	100%	2
PALM BEACH DIABETES & ENDOCRINE SPECIALISTS PA			2	100%	2
ADVENTHEALTH EAST ORLANDO EMPLOYEE CLINIC		2			2
LILY PHARMACY		2			2
CRUC CMCH-COVID-19		2			2

# COVID-19: testing by laboratory

Data through Apr 12, 2021 verified as of Apr 13, 2021 at 09:25 AM

Data in this report are provisional and subject to change.

The numbers in the table below represent the number of Florida and non-Florida residents for whom test results were received by the Department of Health. A person can be tested by more than one laboratory and can have both positive and negative results. **Therefore, the sum of the numbers in each column will be larger than the total number of people tested.**

Reporting lab	Inconclusive	Negative	Positive	Percent positive	Total
STATCARE URGENT AND WALK-IN			2	100%	2
MARCO ISLAND HOSPITAL INC D/B/A		1	1	50%	2
BAYLOR SCOTT & WHITE COMPREHENSIVE WOUND			2	100%	2
FLORIDA DEPARTMENT OF HEALTH IN ESCAMBIA COUNTY		1	1	50%	2
RHODE ISLAND DEPARTMENT OF HEALTH LABORATORIES			2	100%	2
Camellia Gardens		2			2
ESCANDON DIAGNOSTIC CLINIC			2	100%	2
FLAGLER HOME CARE			2	100%	2
ADVANTA ANALYTICAL LABORATORIES			2	100%	2
PUBLIC HEALTH LABORATORY	1		1	50%	2
TENNESSEE VALLEY HCS			2	100%	2
Domiciliary Rehab & Residential Treatment Program		2			2
SANFORD REGIONAL HOSPITAL WORTHINGTON		2			2
CPL LABS			2	100%	2
OCALA REGIONAL KIDNEY CENTER-WEST			2	100%	2
GALEN BAYLOR EXTENSION		2			2
BAYCARE OUTREACH LAB			2	100%	2
EXCEPTIONAL EMERGENCY CENTER - AMARILLO			2	100%	2
ADVENTHEALTH MEDICAL GROUP FAMILY AND INTERNAL		1	1	50%	2
AHC PARIS		2			2
WATERS PEDIATRIC CENTER			2	100%	2
NORTHWEST MEDICAL CENTER LABORATORY		2			2
UNIVERSITY OF MIAMI HOSPITALS & CLINIC			2	100%	2
INSPIRIT SENIOR LIVING			2	100%	2
MEDEXPRESS URGENT CARE - MARTINSVILLE		2			2
DIAGNOSTIC CLINIC MEDICAL GROUP INC		2			2
MEDEXPRESS URGENT CARE - SOUTH CHARLESTON		2			2
PARKRIDGE MEDICAL CENTER			2	100%	2
ASPIRUS RIVERVIEW HOSPITAL & CLINICS INC		1	1	50%	2
KEY WEST HMA PHYSICIAN MANAGEMENT, LLC			2	100%	2
RIDGEFIELD PEDIATRIC ASSOCIATES		2			2
ROCKEFELLER UNIVERSITY CLINICAL GENOMICS LABORATOR		2			2
NAVAL BRANCH MEDICAL CLINIC			2	100%	2
Kroger 020 - The Little Clinic Wheat Ridge		2			2
HELEN HAYES HOSPITAL LABORATORY		2			2
Overton Brooks VAMC		2			2
Colonial Manor Nursing and Rehabilitation Center		2			2
MEDEXPRESS URGENT CARE - SPRINGFIELD, COOLEY ST		2			2
Garden Isle Healthcare and Rehabilitation Center		2			2
LINIL VISITING NURSES, INC		2			2
Kroger 400 - The Little Clinic Hartley Bridge Rd		1	1	50%	2
Elba Nursing and Rehabilitation Center, LLC		2			2
NEW YORK CITY DEPARTMENT OF HEALTH			2	100%	2
FEDERAL CORRECTIONAL INSTITUTION MARIANNA			2	100%	2
CITY OF NEW YORK DEPARTMENT OF HEALTH			2	100%	2
FRASER MEMORIAL HOSPITAL		1	1	50%	2
CHAPPEL GROUP RESEARCH, THE		2			2

# COVID-19: testing by laboratory

Data through Apr 12, 2021 verified as of Apr 13, 2021 at 09:25 AM

Data in this report are provisional and subject to change.

The numbers in the table below represent the number of Florida and non-Florida residents for whom test results were received by the Department of Health. A person can be tested by more than one laboratory and can have both positive and negative results. **Therefore, the sum of the numbers in each column will be larger than the total number of people tested.**

Reporting lab	Inconclusive	Negative	Positive	Percent positive	Total
GASTROENTEROLOGY ASSOCIATES			2	100%	2
SYNEOS HEALTH			2	100%	2
MEDERI CARETENDERS		1	1	50%	2
AZALEA HEALTH AND REHABILITATION		2			2
HAPPY KIDZ PEDIATRICS PL		1	1	50%	2
RAPID MEDLAB (002M0)		2			2
AUSTIN REGIONAL CLINIC MICROBIOLOGY LAB			2	100%	2
LABCORP OF AMERICA HOLDINGS		1	1	50%	2
LAB PLUS, LLC AT ASCENSION SAINT THOMA		2			2
MEDICAL ASSOCIATES OF BREVARD DR S VYAS			2	100%	2
SHELBYVILLE HOSPITAL COMPANY		2			2
CONWAY MEDICAL CENTER			2	100%	2
CATSKILL REGIONAL MEDICAL CENTER		2			2
SOUTH HILLSBOROUGH CBOC			2	100%	2
HEALTH GROUP CENTER INC			2	100%	2
CHRISTIAN REST HOME ASSOC		2			2
Bedford Care Center of Hattiesburg		2			2
DALLAS VA MEDICAL CENTER - VA NORTH TEXAS HEALTH CARE SYSTEM			2	100%	2
LEGACY LABORATORY SERVICES			2	100%	2
WEST COAST PEDIATRICS			2	100%	2
PROFESSIONAL DIALYSIS CENTER			2	100%	2
CHI MEMORIAL PRIMARY CARE ASSOCIATES-A		2			2
Eagle Health and Rehabilitation		2			2
TRUE HEALTH INC			2	100%	2
AMICUS MEDICAL CENTER LLC			2	100%	2
LIBERTY HEALTH CENTER			2	100%	2
MINUTECLINIC DIAG OF IND, LLC #4368		2			2
CVS AZ9277POCT TUCSON		2			2
DNA DIAGNOSTICS CENTER		2			2
FLORIDA COMMUNITY HEALTH CENTERS, INC.			2	100%	2
Harbert Hills Academy Nursing Home		2			2
Macon Valley Nursing and Rehabilitation Center		2			2
CLEVELAND CLINIC FLORIDA LABORATORY			2	100%	2
PALM COAST DIALYSIS		2			2
SPRING HILL REGIONAL HOSPITAL			2	100%	2
ASSOCIATES IN UROGYNECOLOGY MD LLC		2			2
SOUTHEAST GEORGIA HEALTH SYSTEM			2	100%	2
SHELL POINT HOME HEALTH			2	100%	2
MEDEXPRESS URGENT CARE - ST CLAIR, CLOVER DR.		1	1	50%	2
SPRINGFIELD HOSPITAL LABORATORY			2	100%	2
Kroger 477 - The Little Clinic Fort Mitchell		2			2
ST JOSEPH'S HOSPITAL INC			2	100%	2
FIRST CHOICE MEDICAL PC			2	100%	2
WURLAND NURSING AND REHABILITATION, L		2			2
HOCHBERG LOWER SCHOOL		2			2
CVS IN6555POCT BROWNSBURG		2			2
INTEGRITY CLINICAL RESEARCH CENTER INC		1	1	50%	2

# COVID-19: testing by laboratory

Data through Apr 12, 2021 verified as of Apr 13, 2021 at 09:25 AM

Data in this report are provisional and subject to change.

The numbers in the table below represent the number of Florida and non-Florida residents for whom test results were received by the Department of Health. A person can be tested by more than one laboratory and can have both positive and negative results. **Therefore, the sum of the numbers in each column will be larger than the total number of people tested.**

Reporting lab	Inconclusive	Negative	Positive	Percent positive	Total
MIDDLEBURG PEDIATRICS			2	100%	2
Mount Olivet Careview Home		2			2
AYASS BIOSCIENCE LLC			2	100%	2
RIVERVIEW MEDICAL CLINIC		2			2
VAULT MEDICAL SERVICES		1	1	50%	2
HUMILITY OF MARY HEALTH PARTNERS			2	100%	2
MIDWAY PRIMARY CARE LLC		2			2
Florida Baptist Retirement Center		1	1	50%	2
CLINICAL MICROBIOLOGY LAB FAIRVIEW UNIVERSITY HOSPITAL			1	100%	1
CENTRAL FLORIDA HOSPITALIST			1	100%	1
MEMORIAL HOSPITAL LOS BANOS			1	100%	1
Cornerstone at the Ranch		1			1
Oak Hill Health & Rehabilitation Center			1	100%	1
PULSE MEDICAL DOCTOTS LLC			1	100%	1
CHC			1	100%	1
MEDICAL ASSOCIATES OF THE SHOALS		1			1
GENESIS MICROBIOLOGY LAB		1			1
WHEATON FRANCISCAN LABORATORY			1	100%	1
HENRICO DOCTOR'S LABORATORY			1	100%	1
EUGENE T FINAN, MD			1	100%	1
ADVANCE GASTROENTEROLOGY			1	100%	1
PALMETTO LANDING			1	100%	1
LAURELS OF ATHENS, THE		1			1
NEW ULM MEDICAL CENTER			1	100%	1
METHODISM MIDLOTHIAN MEDICAL CENTER			1	100%	1
CHILDRENS HEALTHCARE CTE OF NORTHERN		1			1
ADVENTHEALTH MEDICAL GROUP UROLOGY AT EAST ORLANDO		1			1
URGENT DOC -NACOGODOCHES CLINIC			1	100%	1
MISSION REGIONAL MEDICAL CENTER			1	100%	1
ADVENTHEALTH MEDICAL GROUP INTERNAL MEDICINE AT MILLS			1	100%	1
Fairhaven Retirement Community		1			1
BIODORON LABORATORIES			1	100%	1
OXLEY PARK HEALTH & REHAB		1			1
Kroger 356 - The Little Clinic Middletown		1			1
Jenkins Living Center		1			1
MEMORIAL HERMANN MEDICAL GROUP-ATASCOCITA PEDS			1	100%	1
HARTFORD HEALTH CARE & REHABILITATION			1	100%	1
ACCOMPLISHED HOME CARE		1			1
BAYLOR SCOTT & WHITE ALL SAINTS MEDICAL CENTER FT			1	100%	1
CLERMONT HEALTH DEPARTMENT			1	100%	1
J F K PEDIATRICS			1	100%	1
CORE OCCUPATIONAL MEDICINE			1	100%	1
MERCY MEDICAL CENTER INC			1	100%	1
TALLAHASSEE DIALYSIS		1			1
FRONT PORCH PEDIATRICS PLLC			1	100%	1
MARTIN HEALTH PHYSICIAN GROUP			1	100%	1
Elderwood at Lancaster		1			1

# COVID-19: testing by laboratory

Data through Apr 12, 2021 verified as of Apr 13, 2021 at 09:25 AM

Data in this report are provisional and subject to change.

The numbers in the table below represent the number of Florida and non-Florida residents for whom test results were received by the Department of Health. A person can be tested by more than one laboratory and can have both positive and negative results. **Therefore, the sum of the numbers in each column will be larger than the total number of people tested.**

Reporting lab	Inconclusive	Negative	Positive	Percent positive	Total
CENTRAL FLORIDA MEDICAL CARE			1	100%	1
SPACE COAST COMMUNITY PHARMACY			1	100%	1
HEARTLAND PEDIATRIC ASSOCIATES			1	100%	1
Bay View Nursing and Rehabilitation Center			1	100%	1
JACKSONVILLE HEALTH & REHAB		1			1
Rockcastle Health and Rehab		1			1
Manor Care of Dallastown d/b/a ManorCare Health Services - Dallastown		1			1
PROGRESSIVE MEDICAL RESEARCH			1	100%	1
THE NEW JEWISH HOME		1			1
LADY OF THE SEA HOSPITAL LAB			1	100%	1
CVS IL2297651CV JOLIET		1			1
Lenbrook		1			1
Bayou Vista Community Care Center			1	100%	1
FLORIDA EPIDEMIOLOGY PROGRAM			1	100%	1
MIAMI-DADE COUNTY HEALTH DEPT.		1			1
JPS HEALTH CENTER AT TRUE WORTH PLACE			1	100%	1
GREATER MIAMI DIALYSIS			1	100%	1
St. Anne Home		1			1
Bethany Manor		1			1
CONVENIENT MEDICAL AND HEALTH SERVICES			1	100%	1
KIDS HEALTH ALLIANCE PA			1	100%	1
COLONIAL HEALTH CARE		1			1
Autumn Care of Suffolk		1			1
NORTHERN KENTUCKY HEALTH DEPARTMENT			1	100%	1
SEATTLE-KING COUNTY			1	100%	1
IVAN, MAYA			1	100%	1
Peninsula Nursing and Rehabilitation Center		1			1
ADVANCED INDIVIDUALIZED MEDICINE OF NAPLES			1	100%	1
FORT MYERS DIALYSIS		1			1
PIONEER CLINICAL RESEARCH LLC			1	100%	1
CROSS CREEK HEALTH CARE		1			1
ATLANTIS VISION CENTER			1	100%	1
WINTER GARDEN CHILDREN'S HEALTH CENTERS			1	100%	1
HEALTH & WELLNESS PROFESSIONALS INC			1	100%	1
White River Health Care Center		1			1
APPLECARE URGENT CARE			1	100%	1
PARK AVENUE MEDICAL PROFESSIONALS		1			1
MEMORIAL HOSPITAL MIRAMAR WAIVED TESTING			1	100%	1
MAGGY PHARMACY INC		1			1
PALM BEACH PEDIATRIC UROLOGY			1	100%	1
UT MD ANDERSON CANCER CENTER-TUMOR MARKER LAB			1	100%	1
SOUTH FLORIDA URGENT CARE CENTERS, LLC			1	100%	1
Schoenbrunn Healthcare		1			1
CARE ADVANTAGE			1	100%	1
MEDICAL UNIVERSITY OF SOUTH CAROLINA			1	100%	1
HAWAII DEPARTMENT OF HEALTH LAB			1	100%	1
CAROMONT HEALTH			1	100%	1

# COVID-19: testing by laboratory

Data through Apr 12, 2021 verified as of Apr 13, 2021 at 09:25 AM

Data in this report are provisional and subject to change.

The numbers in the table below represent the number of Florida and non-Florida residents for whom test results were received by the Department of Health. A person can be tested by more than one laboratory and can have both positive and negative results. **Therefore, the sum of the numbers in each column will be larger than the total number of people tested.**

Reporting lab	Inconclusive	Negative	Positive	Percent positive	Total
GOOD PEDIATRICS			1	100%	1
PEDIATRIC ASSOCIATES OF ORLANDO			1	100%	1
ALBUQUERQUE INDIAN HEALTH CENTER		1			1
BOCA MEDICAL CARE			1	100%	1
WEST FLORIDA MEDICAL ASSOCIATES			1	100%	1
PARKWAY REGIONAL MEDICAL CENTER LAB			1	100%	1
CROZER-CHESTER MEDICAL CENTER			1	100%	1
CONCENTRA - TAMPA EAST		1			1
STATE OF ALASKA			1	100%	1
MID-FLORIDA PATHOLOGY LLC		1			1
NEW YORK PRESBYTERIAN HOSPITAL			1	100%	1
HOLYCROSS URGENT CARE AND IMAGING CENTER		1			1
DIXIE COUNTY JAIL			1	100%	1
CARSON NURSING AND REHABILITATION CENTER		1			1
BAPTIST HEALTH PRIMARY CARE AT CUTLER BAY			1	100%	1
Highland Ave. Eye Clinic		1			1
ALLIANCE MD DIRECT PRIMARY CARE			1	100%	1
NAVAL BRANCH HEALTH CLINIC			1	100%	1
PASTEUR MEDICAL CENTER LLC		1			1
WAKE FOREST MEDICAL CENTER LABORATORY			1	100%	1
STEPHENS COUNTY HOSPITAL			1	100%	1
SIGNATURE CARE MIDLAND			1	100%	1
Kroger 629 - The Little Clinic Cartersville, GA Hwy 41		1			1
Nemours Children's Clinic-Orla			1	100%	1
GADSDEN FAMILY PRACTICE		1			1
HEALTHCARE NETWORK			1	100%	1
THE READING HOSPITAL AND MEDICAL CENTER			1	100%	1
APPLECARE URGENT CARE KINGSLAND			1	100%	1
NABI		1			1
Piedmont Crossing		1			1
ASUNCION HOME HEALTH CARE CORP			1	100%	1
CLINICAL TRIALS OF TAMPA LLC		1			1
LAKEVIEW REGIONAL HOSPITAL			1	100%	1
GAMMA HEALTHCARE, INC		1			1
NONA MEDICAL ARTS		1			1
NEMOURS CHILDREN'S PRIMARY CARE			1	100%	1
MCR HEALTH MEDICAL EXPRESS			1	100%	1
CVS NE5863POCT OMAHA		1			1
CHESAPEAKE REGIONAL MEDICAL CENTER			1	100%	1
APPLECARE BRUNSWICK			1	100%	1
JOHN MANCHIN SR HEALTH CARE CENTER		1			1
ESOTERIC LAB			1	100%	1
INFANTS & CHILDREN PA			1	100%	1
ALL CARE URGENT CARE			1	100%	1
MT VIEW			1	100%	1
MINUTE CLINIC DIAGNOSTIC MED GRP OF CA		1			1
HCL LABORATORIES			1	100%	1

# COVID-19: testing by laboratory

Data through Apr 12, 2021 verified as of Apr 13, 2021 at 09:25 AM

Data in this report are provisional and subject to change.

The numbers in the table below represent the number of Florida and non-Florida residents for whom test results were received by the Department of Health. A person can be tested by more than one laboratory and can have both positive and negative results. **Therefore, the sum of the numbers in each column will be larger than the total number of people tested.**

Reporting lab	Inconclusive	Negative	Positive	Percent positive	Total
CONNECTICUT PEDIATRICS @ CHC		1			1
HOLYOKE MEDICAL CENTER			1	100%	1
HATLEY HEALTH CARE, INC		1			1
CFCH - FROSTPROOF			1	100%	1
INTERNAL MEDICINE GROUP OF WINTER HAVEN PA		1			1
CARESPOT - WELLINGTON			1	100%	1
MEA PRIMARY CARE PLUS BYRAM			1	100%	1
COASTAL PEDIATRICS LLC			1	100%	1
SUNCOAST FAMILY MEDICAL ASSOCIATES			1	100%	1
NORTH BREVARD CHILDRENS MEDICAL CENTER			1	100%	1
LSU MEDICAL CENTER			1	100%	1
YORK HOSPITAL: MICROBIOLOGY			1	100%	1
Accordius Health at Gastonia			1	100%	1
Kroger 527 - The Little Clinic Hwy 70 S.		1			1
LAB. CORP. OF AMERICA			1	100%	1
NORTHWEST TEXAS HEALTHCARE SYSTEM,INC			1	100%	1
FAST PACE URGENT CARE			1	100%	1
MACKINAC STRAITS LONG TERM CARE UNIT		1			1
CHC SOUTHWEST FLORIDA LAB-LIVE			1	100%	1
BAPTIST HEALTH ASI			1	100%	1
KROGER 915 - THE LITTLE CLINIC ANDERSON			1	100%	1
CHATEAU MADELEINE - SENIOR LIVING & MEMORY CARE			1	100%	1
Accordius Health at Harrisonburg		1			1
GATEWAY HEALTHCARE, PC			1	100%	1
GENESIS HOME HEALTH CARE SERVICES OF			1	100%	1
EXPRESS LAB LIVINGSTON			1	100%	1
THE INTERNAL MEDICAL GROUP		1			1
PINELLAS POINT NURSING AND REHAB CENTER			1	100%	1
COMMUNITY CARE CENTER□		1			1
BROOKS REHAB			1	100%	1
PATIENT FIRST - GARRISONVILLE			1	100%	1
ORMOND BEACH DIALYSIS			1	100%	1
WASHINGTON SOLDIERS HOME AND COLONY		1			1
NORTH BROWARD MEDICAL CENTER			1	100%	1
NORTH COUNTY MEDICAL LAB			1	100%	1
PEDIATRIC ASSOCIATES OF JULINGTON CREEK			1	100%	1
CENTRAL FLA PEDIATIC URGENT CARE LLC		1			1
Crisp Regional Nursing and Rehab Center		1			1
LAKE COMMUNITY ACTION AGENCY		1			1
Medilodge of Kalamazoo		1			1
SUNRISE/QUAY COUNTY HEALTH CLINIC		1			1
MBMG OF WINTER HAVEN			1	100%	1
WALMART PHARMACY 10-4554		1			1
FAMILY PRACTICE OF CENTRAL FLORIDA PA			1	100%	1
CVS TX1057POCT SAN ANTONIO		1			1
LIFE CARE CENTER OF HILTON HEAD		1			1
EVANS FAMILY CARE PA			1	100%	1

# COVID-19: testing by laboratory

Data through Apr 12, 2021 verified as of Apr 13, 2021 at 09:25 AM

Data in this report are provisional and subject to change.

The numbers in the table below represent the number of Florida and non-Florida residents for whom test results were received by the Department of Health. A person can be tested by more than one laboratory and can have both positive and negative results. **Therefore, the sum of the numbers in each column will be larger than the total number of people tested.**

Reporting lab	Inconclusive	Negative	Positive	Percent positive	Total
Pinnacle Health and Rehab at South Portland		1			1
SUMMERFORD NURSING HOME, INC.		1			1
HAYS CLINICAL LAB			1	100%	1
LACKAWANNA HEALTH AND REHAB CENTER		1			1
NAVICENT HEALTH OCONEE, LLC		1			1
ACUPATH LABORATORIES INC			1	100%	1
CLEVELAND HEARTLAB			1	100%	1
JOHNSON & JOHNSON VISION CARE-VISTAKON			1	100%	1
MEDICAL SPECIALISTS OF THE PALM BEACHES INC			1	100%	1
KIDZ FAMILY CARE			1	100%	1
Greene Meadows Nursing and Rehabilitation Center		1			1
CARDIOLOGY AND FITNESS MEDICINE		1			1
CHOTA COMMUNITY HEALTH SERVICES		1			1
SUMMIT HEALTHCARE REGIONAL MEDICAL		1			1
PENROSE HOSPITAL			1	100%	1
MD NOW MEDICAL CENTERS, INC			1	100%	1
FLORIDA CLINICAL RESEARCH CENTER, LLC			1	100%	1
NEMOURS CHILDRENS URGENT CARE			1	100%	1
Towne Manor West		1			1
PHYSICIANS LAB INC			1	100%	1
ORMC-ARDEN/EOI			1	100%	1
SUNY AT STONY BROOK			1	100%	1
PROGRESSIVE MEDICAL LAB LLC			1	100%	1
ASSOCIATESMD			1	100%	1
Riverside Nursing & Rehabilitation Center		1			1
BEACH CARE PLLC			1	100%	1
ALL CHILDRENS PEDIATRIC CLINIC			1	100%	1
WESTON COUNTY HEALTH SERVICES			1	100%	1
DUKE UNIVERSITY POINT OF CARE TESTING PROGRAM			1	100%	1
DOYLESTOWN HOSPITAL			1	100%	1
HALE KUPUNA HERITAGE HOME		1			1
PROVIDENCE HOSPITAL			1	100%	1
Melbourne Terrace Rehabilitation Center			1	100%	1
CLEVELAND CLINIC OHIO LABORATORIES			1	100%	1
OHIOHEALTH URGENT CARE			1	100%	1
TMH URGENT CARE CENTER			1	100%	1
HUNTERS CREEK MEDICAL ASSOCIATES PA		1			1
ALL PEDIATRIC CARE PA			1	100%	1
GENEVA FAMILY HEALTH			1	100%	1
FLORIDA HEART AND VASCULAR MULTISPECIALTY GROUP PA			1	100%	1
GULFCOAST JEWISH FAMILY			1	100%	1
CHI ST. LUKE'S HEALTH BCM MEDICAL CENTER			1	100%	1
Douglas County Health Center		1			1
Belvoir Woods Health Care Center at The Fairfax		1			1
Masonic Medical Research Institute			1	100%	1
Kroger 57 - The Little Clinic Jay C Charlestown		1			1
KNAPP MEDICAL GROUP			1	100%	1

# COVID-19: testing by laboratory

Data through Apr 12, 2021 verified as of Apr 13, 2021 at 09:25 AM

Data in this report are provisional and subject to change.

The numbers in the table below represent the number of Florida and non-Florida residents for whom test results were received by the Department of Health. A person can be tested by more than one laboratory and can have both positive and negative results. **Therefore, the sum of the numbers in each column will be larger than the total number of people tested.**

Reporting lab	Inconclusive	Negative	Positive	Percent positive	Total
Piqua Manor		1			1
PALM COAST DRAW STATION/AMERICAN HEALTH ASSOCIATES		1			1
Villages of St.Peters		1			1
Oakland Nursing and Rehabilitation Center		1			1
DORAL KIDNEY CENTER			1	100%	1
VERMONT DEPT OF HEALTH LABORATORY			1	100%	1
UNIVERSAL DIAGNOSTICS LABORATORIES			1	100%	1
CVS AZ10529POCT SCOTTSDALE		1			1
MEDEXPRESS URGENT CARE - LINKHORNE		1			1
CFHC - FROSTPROOF			1	100%	1
MOUNT SINAI HOSPITAL OF QUEENS			1	100%	1
NEWCARE PRIMARY MEDICINE			1	100%	1
Lakeview Care Center			1	100%	1
			1	100%	1
Juniper Village at Bucks County		1			1
HYDE PARK MEDICAL CENTER		1			1
Dexter Health Care		1			1
CYPRESS CREEK OUTPATIENT SURGICAL CTR, LLC			1	100%	1
SOUTHWEST VIRGINIA COMMUNITY HEALTH SYSTEMS			1	100%	1
PEDIATRIC PARTNERS OF ZEPHYRHILLS PA			1	100%	1
DAVENPORT DIALYSIS CENTER		1			1
LABONE		1			1
Brynwood Health & Rehabilitation Center			1	100%	1
MEDCARE QUALITY MEDICAL CENTER LLC			1	100%	1
PALMETTO CHARTER SCHOOL		1			1
CVS PA2867POCT FOLSOM		1			1
Kroger 753 - The Little Clinic Goss Avenue		1			1
Valley Center (WV)			1	100%	1
INTERMOUNTAIN HEALTHCARE CENTRAL LABORATORY			1	100%	1
MCH PHYSICIANS GROUP			1	100%	1
BLACK SHEEP MEDICAL			1	100%	1
MEDEXPRESS URGENT CARE - PINE BLUFF S		1			1
NULEASE MEDICAL SOLUTIONS			1	100%	1
NEMOURS CHILDREN'S PRIMARY CARE			1	100%	1
WELLCARE URGENT CARE			1	100%	1
AUTUMN CARE OF STATESVILLE, LLC		1			1
RESIDENCES AT MIAMI / REIGN GARDENS LLC, THE			1	100%	1
CEPERO PEDIATRICS PA			1	100%	1
PRIMARY CARE & PEDIATRICS - SHEPHERSTOWN		1			1
MYCLINIC, INC			1	100%	1
Manor Care Health Care Services - Williamsport North		1			1
GRAND VIEW HOSPITAL			1	100%	1
THE HOSPITALS OF PROVIDENCE EMERGENCY ROOM			1	100%	1
UF HEALTH EMERGENCY CENTER LABORATORY		1			1
PRIMARY AND URGENT CARE			1	100%	1
CLEMENT MANOR HEALTH CENTER		1			1
HEALTHCARE FOR THE HOMELESS			1	100%	1

# COVID-19: testing by laboratory

Data through Apr 12, 2021 verified as of Apr 13, 2021 at 09:25 AM

Data in this report are provisional and subject to change.

The numbers in the table below represent the number of Florida and non-Florida residents for whom test results were received by the Department of Health. A person can be tested by more than one laboratory and can have both positive and negative results. **Therefore, the sum of the numbers in each column will be larger than the total number of people tested.**

Reporting lab	Inconclusive	Negative	Positive	Percent positive	Total
INFECTION CONTROL DEPT			1	100%	1
DOCTORS CHOICE HOME CARE INC			1	100%	1
CLINICAL CARE, INC			1	100%	1
VIP STARNETWORK		1			1
SUSAN F WILLIAMS MD PA			1	100%	1
TANGLEWOOD MANOR		1			1
VA COMMUNITY BASED CLINIC - LAKE CITY			1	100%	1
MERITER LABORATORIES			1	100%	1
CSL PLASMA LAB			1	100%	1
Good Samaritan Society-Atkinson		1			1
CENTRAL TX MEDICAL CENTER - LAB			1	100%	1
HARBOR OAKS GOLDEN YEARS			1	100%	1
Village Crest Center for Health & Rehabilitation		1			1
Davie Nursing & Rehabilitation Center		1			1
CLIFTON SPRINGS		1			1
SSC NASHVILLE OPERATING CO LLC D/B/A		1			1
GENVIEW DIAGNOSIS INC			1	100%	1
MONROE COUNTY PUBLIC HEALTH DEPARTMENT			1	100%	1
PALM BEACH COUNTY HEALTH DEPT.			1	100%	1
CVS MA335POCT RAYNHAM		1			1
SOMA MEDICAL CENTER PA #2 OAKLAND			1	100%	1
CVS KS8573POCT OVERLAND PARK		1			1
HEALTH EXPRESS		1			1
ENT & ALLERGY ASSOCIATES, LLP - SLEEPY HOLLOW (ABBOTT)		1			1
BAPTIST HEALTH FLOYD			1	100%	1
CHILDREN'S MEMORIAL HOSPITAL			1	100%	1
HEALTH CLINIC,THE		1			1
HOSPITAL SISTERS HEALTH SYSTEM (HSHS)			1	100%	1
THE CHILDREN'S HOSPITAL OF PHILADELPHIA		1			1
ROAN MOUNTAIN MEDICAL CENTER			1	100%	1
DEERFIELD BEACH REHABILITATION AND NURSING			1	100%	1
DIGNITY HEALING LLC			1	100%	1
Brookdale Southside			1	100%	1
CVS MA1875POCT ASHLAND			1	100%	1
SHARON REGIONAL MEDICAL CENTER			1	100%	1
NORTH SHORE HEMATOLOGY-ONCOLOGY ASSOCI		1			1
IVY CREEK HEALTHCARE & WELLNESS CENTRE			1	100%	1
BROOKDALE FORT MYERS LAKES PARK			1	100%	1
AUSTIN URGENT CARE			1	100%	1
GEORGE WASHINGTON UNIVERSITY HOSPITAL			1	100%	1
FORT LOUDOUN PRIMARY CARE		1			1
SPRINGBROOK HOSPITAL			1	100%	1
QUEST INC			1	100%	1
QUICKCARE HEALTH, INC			1	100%	1
ELAN MANATEE			1	100%	1
POINTE MEDICAL SERVICES INC			1	100%	1
CONWAY - SHERWOOD URGENT CARE			1	100%	1

# COVID-19: testing by laboratory

Data through Apr 12, 2021 verified as of Apr 13, 2021 at 09:25 AM

Data in this report are provisional and subject to change.

The numbers in the table below represent the number of Florida and non-Florida residents for whom test results were received by the Department of Health. A person can be tested by more than one laboratory and can have both positive and negative results. **Therefore, the sum of the numbers in each column will be larger than the total number of people tested.**

Reporting lab	Inconclusive	Negative	Positive	Percent positive	Total
NEW RIVER HEALTH DISTRICT			1	100%	1
WINTER PARK MEMORIAL HOSPITAL LABORATORY		1			1
IMMEDIATE CARE MEDICAL CENTER			1	100%	1
HEARTLAND REGIONAL MEDICAL CENTER		1			1
LOUISIANA STATE LAB			1	100%	1
LEXINGTON HOSPITAL CORPORATION			1	100%	1
FLAGLER CARE CENTER			1	100%	1
Orange City Nursing and Rehab Center			1	100%	1
Caldwell Care		1			1
POMPANO BEACH ARTIFICIAL KIDNEY CENTER			1	100%	1
DR DAN C TRIGG MEMORIAL HOSPITAL		1			1
UNIVERSITY OF MARYLAND PATHOLOGY ASSOCIATES			1	100%	1
FAMILY MEDICINE AT CELEBRATION		1			1
PRESTIGE ER			1	100%	1
GULF COUNTY HEALTH DEPARTMENT			1	100%	1
RIVERSIDE COUNTY PUBLIC HEALTH LABORATORY			1	100%	1
1ST CHOICE URGENT CARE CENTER LLC			1	100%	1
Walgreens #9121		1			1
DORNOCH PLACE DEL PRADO		1			1
SILVERMAN			1	100%	1
URGENT CARE OF FORT LAUDERDALE INC			1	100%	1
RIVERVIEW HOSPITAL	1				1
HOME AIDE SVC OF EASTERN NY INC D/B/A		1			1
HOSPITALS OF PROVIDENCE TRANSMOUNTAIN CAMPUS, THE			1	100%	1
CARESOUTH HHA HOLDINGS OF VIRGINIA, LLC			1	100%	1
EXAC CARE CROSSVILLE		1			1
TMH PHYSICIAN PARTNERS QUINCY			1	100%	1
Imperial Healthcare Centre			1	100%	1
ABE'S GARDEN/PARK MANOR APARTMENTS		1			1
SHAH			1	100%	1
MERCY – NORTH IOWA			1	100%	1
OASIS FAMILY RESORT IN THE SPRINGS LLC		1			1
FLORIDA CLINICAL LABORATORY INC DBA			1	100%	1
WESTEX URGENT CARE, PLLC			1	100%	1
TRIPLE O RESEARCH INSTITUTE PA			1	100%	1
YOUR KIDS URGENT CARE			1	100%	1
BEVERLY ADVANCED PRACTICE NURSING		1			1
PRIMEX CLINICAL LABORATORIES INC			1	100%	1
LOWER KEYS COMMUNITY HEALTH CENTER			1	100%	1
FLAGLER MEDICAL ASSOCIATES PA			1	100%	1
CONNECTICUT CVS PHARMACY, LLC		1			1
BGB SUMMIT MEDICAL GROUP		1			1
PAMC MICRO LAB			1	100%	1
Kroger 518 - The Little Clinic Hermitage		1			1
DR BAWA AND ASSOCIATES			1	100%	1
MT CARMEL NURSING HOME		1			1
Kroger 670 - The Little Clinic Dawson Forest Rd & Hwy 19		1			1

# COVID-19: testing by laboratory

Data through Apr 12, 2021 verified as of Apr 13, 2021 at 09:25 AM

Data in this report are provisional and subject to change.

The numbers in the table below represent the number of Florida and non-Florida residents for whom test results were received by the Department of Health. A person can be tested by more than one laboratory and can have both positive and negative results. **Therefore, the sum of the numbers in each column will be larger than the total number of people tested.**

Reporting lab	Inconclusive	Negative	Positive	Percent positive	Total
MINUTE CLINIC DIAGNOSTIC PA			1	100%	1
PEACHEALTH LABORATORIES		1			1
CVS TX3702POCT KATY		1			1
MED CHOICE CENTER OF NORTH MIAMI			1	100%	1
NORTH PALM BEACH DIALYSIS CENTER			1	100%	1
CVS NE8626POCT LINCOLN		1			1
UNIVERSITY PLACE NURSING CENTER		1			1
UFHEALTH			1	100%	1
LAKE MARY OPTUM FLORIDA			1	100%	1
PHOEBE PRIMARY CARE CAMILLA			1	100%	1
ROCKLEDGE HEALTH & REHABILITATION CENTER			1	100%	1
HALIFAX HEALTH PRIMARY CARE			1	100%	1
St. Anthonys Nursing and Rehab			1	100%	1
CARENOW MIDTOWN			1	100%	1
TREASURE COAST MEDICAL CONCIERGE LLC			1	100%	1
Miller Health Care Center			1	100%	1
MEDCOR INC			1	100%	1
CRESTVIEW MED CLIN LAB			1	100%	1
San Antonio Residence and Rehabilitation Center		1			1
FAU MEMORY & WELLNESS CENTER			1	100%	1
SOUTHWESTERN VERMONT MEDICAL CENTER			1	100%	1
PREVENTIVE CARDIOLOGY AND INTERNAL MEDICINE ASSOCI			1	100%	1
NHC HEALTH CARE CENTER		1			1
BNJ		1			1
OUCH URGENT CARE			1	100%	1
STAT EMERGENCY CENTER			1	100%	1
SANCHEZ CAZAU MEDICAL GROUP			1	100%	1
HARDIN MEMORIAL HOSPITAL - HEARTLAND PATHOLOGY CONSULTANTS			1	100%	1
SUNSHINE URGENT CARE			1	100%	1
WINDERMERE PEDIATRICS			1	100%	1
RED HOOK FAMILY PRACTICE		1			1
SAINT JOSEPHS HOSPITAL OF ATLANTA			1	100%	1
CLARKSVILLE MANOR INC		1			1
STONESPRINGS HOSPITAL CENTER			1	100%	1
CHILDRENS SPECIALIST PEDIATRIC PULMMOLOGY &			1	100%	1
MOUNT SINAI COMPREHENSIVE CANCER CENTER			1	100%	1
Aspire Physical Recovery Center at Cahaba River		1			1
AMERICA'S ER SITE 002 LLC			1	100%	1
FREDERICK AVENUE GROUP HOME		1			1
SANTA MONICA CA-UCLA MC			1	100%	1
Heartland of Pittsburgh PA, LLC		1			1
OHIO VALLEY MANOR NURSING &		1			1
NORTH MIAMI BEACH SURGICAL CENTER			1	100%	1
CLEVELAND CLINIC OUTPATIENT LABORATORY			1	100%	1
ST VINCENTS OUTPATIENT IMAGING		1			1
THYROID SPECIALTY LABORATORY			1	100%	1
OMNI HEALTHCARE URGENT CARE			1	100%	1

# COVID-19: testing by laboratory

Data through Apr 12, 2021 verified as of Apr 13, 2021 at 09:25 AM

Data in this report are provisional and subject to change.

The numbers in the table below represent the number of Florida and non-Florida residents for whom test results were received by the Department of Health. A person can be tested by more than one laboratory and can have both positive and negative results. **Therefore, the sum of the numbers in each column will be larger than the total number of people tested.**

Reporting lab	Inconclusive	Negative	Positive	Percent positive	Total
PENSACOLA PATHOLOGY		1			1
AUTUMN HOUSE			1	100%	1
UNIVERSITY OF IOWA HOSPITALS & CLINICS			1	100%	1
TREASURE COAST COMMUNITY HEALTH INC			1	100%	1
TITUSVILLE TOWERS ASSISTED LIVING		1			1
ORLANDO DIALYSIS		1			1
WALGREENS #12322		1			1
MAYO CLINICAL LABORATORIES		1			1
CULVER CITY URGENT CARE			1	100%	1
COSTAMED GRUPO MEDICO			1	100%	1
RICHMOND MEDICAL CENTER FOR WOMEN		1			1
NEMOURS CHILDRENS PRIMARY CARE CLERMONT			1	100%	1
IMA MEDICAL CENTER OF SOUTH WEST ORLANDO			1	100%	1
MAHONEY PEDIATRICS PA			1	100%	1
NICKLAUS CHILDREN'S DORAL OUTPATIENT CENTER			1	100%	1
Kempsville Health and Rehab Center		1			1
THE MEDICAL CENTER AT BOWLING GREEN			1	100%	1
ADVENT HEALTH MEDICAL GROUP MULTISPECIALTY			1	100%	1
Kroger - KR070300083			1	100%	1
MEDEXPRESS URGENT CARE, LEBANON		1			1
WALGREENS #05150		1			1
CVS TX7431POCT ROWLETT		1			1
WALGREENS #06025		1			1
WALGREENS #01398			1	100%	1
ST GERARD'S COMMUNITY OF CARE		1			1
CVS TX7824POCT GARLAND		1			1
PUBLIX PHARMACY #0332		1			1
Grangeville Health and Rehab		1			1
ALL AMERICAN FAMILY AND GERIATRIC CARE			1	100%	1
West Bay of Tampa Center			1	100%	1
MIAMI CHILDRENS HOSPITAL MIDTOWN OUTPATIENT CENTER			1	100%	1
ADVENTHEALTH MEDICAL GROUP PEDIATRICS DIABETES &			1	100%	1
SISTERS MISSION			1	100%	1
VICTORIA PAIN AND REHABILITATION CENTER			1	100%	1
WELLSTAR DOUGLAS HOSPITAL LABORATORY		1			1
UF HEALTH FAMILY MEDICINE-GOODBYS CREEK			1	100%	1
PHYSICIANS OF CENTRAL FLORIDA			1	100%	1
PALM BEACH COUNTY SHERIFF OFFICE			1	100%	1
INTEGRIS SEMINOLE EMERGENCY DEPT			1	100%	1
BAPTIST HEALTH EXPRESS CARE			1	100%	1
TILE PHARMACY		1			1
MINUTECLINIC DIAGNOSTIC OF TN PC #6437		1			1
CORVALLIS CLINIC PC LAB		1			1
Fulton County Medical Center Long Term Care			1	100%	1
Smg/North Jersey Hematology & Oncology		1			1
RIVERSIDE REGIONAL MED CENTER			1	100%	1
MARTINSVILLE HEALTH AND REHAB			1	100%	1

# COVID-19: testing by laboratory

Data through Apr 12, 2021 verified as of Apr 13, 2021 at 09:25 AM

Data in this report are provisional and subject to change.

The numbers in the table below represent the number of Florida and non-Florida residents for whom test results were received by the Department of Health. A person can be tested by more than one laboratory and can have both positive and negative results. **Therefore, the sum of the numbers in each column will be larger than the total number of people tested.**

Reporting lab	Inconclusive	Negative	Positive	Percent positive	Total
DEACONESS URGENT CARE CENTER			1	100%	1
Glenview Terrace Nursing Center		1			1
INTERMOUNTAIN HEALTHCARE LABORATORY SERVICES			1	100%	1
ASCENSION ST VINCENT'S - WESTSIDE			1	100%	1
Kingston of Miamisburg		1			1
SAINT ALPHONSUS REGIONAL MEDICAL CENTER			1	100%	1
JOHN D. ARCHBOLD MEMORIAL HOSPITAL			1	100%	1
Willowbrooke Court at Normandy Farms Estates		1			1
HERITAGE CARE AND REHABILITATION CENTE		1			1
AEGIS MEDICAL GROUP LLC			1	100%	1
CVS / PHARMACY #10794			1	100%	1
KELLY			1	100%	1
MAYO CLINIC OUTPATIENT DIALYSIS CENTER			1	100%	1
SAINT AGNES HOSPITAL			1	100%	1
MCLEOD MEMORIAL HOSPITAL CLARENDON			1	100%	1
OAK HAVEN REHAB AND NURSING CENTER			1	100%	1
ST. MICHAEL'S ELITE HOSPITAL			1	100%	1
MERCY HOME		1			1
NORTHEAST GEORGIA HEALTH SYSTEM			1	100%	1
ABBOTT LABORATORIES - OCCUPATIONAL HEALTH SERVICES			1	100%	1
UT HEALTH RGV CLINICAL LABORATORY			1	100%	1
MEMPHIS URGENT CARE #2, LLC			1	100%	1
PALMA CEIA MED GROUP-SWANN		1			1
LEE MEMORIAL HEALTH SYSTEMS HOME HEALTH		1			1
C A R E S		1			1
DORA HOME CARE			1	100%	1
LAKE REGIONAL HEALTH			1	100%	1
The Carrington		1			1
Heritage of Red Cloud		1			1
MEDICAL ASSOCIATES OF CARTER		1			1
BROOKDALE WEST PALM BEACH			1	100%	1
SPORTS MEDICINE CLINIC - U OF WYOMING			1	100%	1
MEDEXPRESS URGENT CARE-BRENTWOOD		1			1
ACCURATE HEALTH SERVICES CORP			1	100%	1
INDIANA STATE DEPARTMENT OF HEALTH CLINIC MICROBIOLOGY		1			1
WELLPATH			1	100%	1
HUDSON REGIONAL HOSPITAL			1	100%	1
MOSOLF PEDIATRICS PA			1	100%	1
MEDEXPRESS URGENT CARE - BENTONVILLE		1			1
REELFOOT FAMILY WALK-IN CLINIC		1			1
AVERA SACRED HEART HOSPITAL			1	100%	1
PCR DIAGNOSTICS			1	100%	1
SEMINOLE COUNTY CORRECTIONAL FACILITY			1	100%	1
KETTERING MEDICAL CENTER			1	100%	1
ROSE MEDICAL CENTER LAB			1	100%	1
MULTICARE PHYSICIANS			1	100%	1
PEDIATRIC ASSOCIATES - JACKSONVILLE			1	100%	1

# COVID-19: testing by laboratory

Data through Apr 12, 2021 verified as of Apr 13, 2021 at 09:25 AM

Data in this report are provisional and subject to change.

The numbers in the table below represent the number of Florida and non-Florida residents for whom test results were received by the Department of Health. A person can be tested by more than one laboratory and can have both positive and negative results. **Therefore, the sum of the numbers in each column will be larger than the total number of people tested.**

Reporting lab	Inconclusive	Negative	Positive	Percent positive	Total
Kroger 699 - The Little Clinic Smyrna		1			1
MICROBIOLOGY DEPARTMENT			1	100%	1
ADVENTHEALTH SENIOR CARE AT ORMOND			1	100%	1
CVS MA929POCT FRANKLIN		1			1
INTERIM HEALTHCARE OF PALM COAST			1	100%	1
ALTA BATES SUMMIT MEDICAL CENTER CLINICAL LAB			1	100%	1
Smg At Bridgewater Family Medicine		1			1
LIBERTY COMMONS NURSING AND REHABILITA		1			1
LANGLADE			1	100%	1
St. Ann Rehabilitation and Nursing Center		1			1
MEDLABS OF FLORIDA LLC D/B/A MEDLABS DIAGNOSTICS		1			1
FLORIDA HOSPITAL TRANSPLANT CENTER		1			1
PASCO COUNTY HEALTH DEPARTMENT			1	100%	1
Signature HealthCare of Bowling Green		1			1
ManorCare Yeadon		1			1
AdventHealth Care Center Zephyrhills North			1	100%	1
COASTAL MANOR		1			1
PROGRESSIVE URGENT CARE, PC			1	100%	1
MY URGENT CARE CLINIC			1	100%	1
UMASS MEMORIAL/MARLBORO HOSPITAL			1	100%	1
PEDIATRIC PARTNERS ZEPHYRHILLS			1	100%	1
CMC MERCY LABORATORY			1	100%	1
ROSLYN INTERNAL MEDICINE		1			1
ANDERSON NURSING CENTER			1	100%	1
STAMFORD HOSPITAL			1	100%	1
Life Care Center of Paradise Valley		1			1
WINTER HAVEN DIALYSIS		1			1
HOSPICE OF MARION COUNTY INC			1	100%	1
FAIRVIEW HOSPITAL			1	100%	1
VELOCITY URGENT CARE - REDMILL			1	100%	1
Traymore Nursing Center		1			1
Cerenity Senior Care-White Bear Lake		1			1
KROGER 785 - THE LITTLE CLINIC DIXIE HWY		1			1
MEDEXPRESS URGENT CARE - LAWTON		1			1
CRESTHAVEN			1	100%	1
LAB TEST KENDALL LLC		1			1
Walgreens #17445		1			1
COOSA VALLEY HEALTHCARE CENTER LLC		1			1
MIDDLEBURG VA CBOC		1			1
RADIANCE HEALTH RX		1			1
UMMC MIDTOWN CAMPUS			1	100%	1
PATHOLOGYT & LAB MEDICINE SERVICES			1	100%	1
DAYTONA BEACH CENTRA CARE			1	100%	1
CVS TN6414POCT SMYRNA		1			1
Consulate Health Care of Tallahassee			1	100%	1
CVS MA634POCT KINGSTON			1	100%	1
ALABAMA REFERENCE LAB			1	100%	1

# COVID-19: testing by laboratory

Data through Apr 12, 2021 verified as of Apr 13, 2021 at 09:25 AM

Data in this report are provisional and subject to change.

The numbers in the table below represent the number of Florida and non-Florida residents for whom test results were received by the Department of Health. A person can be tested by more than one laboratory and can have both positive and negative results. **Therefore, the sum of the numbers in each column will be larger than the total number of people tested.**

Reporting lab	Inconclusive	Negative	Positive	Percent positive	Total
ALAFAYA WOODS FAMILY MEDICAL CENTER		1			1
SUMMER PLACE NURSING & REHABILITATION		1			1
Senatobia Healthcare & Rehab		1			1
Abernethy Laurels		1			1
Lakeland Nursing and Rehabilitation Center LLC		1			1
ARKANSAS PUBLIC HEALTH LABORATORY		1			1
Kroger 909 - The Little Clinic Hamilton			1	100%	1
MEMORIAL HOSPITAL AT GULFPORT			1	100%	1
Good Shepherd Fairview Home, Inc.		1			1
Country View of Sunbury			1	100%	1
Grand Junction VAMC		1			1
PRIME CARE FAMILY MEDICINE			1	100%	1
HARDEE COUNTY FIRE RESCUE		1			1
AHC Dyersburg		1			1
YUMA REGIONAL MEDICAL CENTER			1	100%	1
LAKE MARY DIALYSIS			1	100%	1
MEDEXPRESS URGENT CARE - JACKSON		1			1
HACKENSACK UNIVERSITY MEDICAL CENTER		1			1
KINGWOOD EMERGENCY HOSPITAL			1	100%	1
ORMOND PEDIATRICS PA			1	100%	1
Kroger 569 - The Little Clinic Gallatin		1			1
CVS NV9586POCT RENO		1			1
DE TAR HOSPITAL			1	100%	1
Good Samaritan Society - Mountian Lake		1			1
FAMILY PRACTICE ASSOCIATES		1			1
CVS PHARMACY INC DBA CVS/PHARMACY # 10600		1			1
Kroger 350 - The Little Clinic New Cut Road		1			1
RIVERVIEW HOSPITAL D/B/A UNIVERSITY		1			1
ASHLEY PEDIATRICS DAY & NIGHT CLINIC			1	100%	1
MEMORIAL SATILLA HEALTH			1	100%	1
ALTAMONTE SPRINGS WALK IN MED CENTER			1	100%	1
SMYTH COUNTY COMMUNITY HOSPITAL LABORATORY			1	100%	1
JOHN PETER SMITH HOSPITAL- OB TRIAGE			1	100%	1
GENESEE COUNTY HEALTH DEPARTMENT		1			1
ST FRANCIS MEDICAL CENTER			1	100%	1
SEVEN HILLS HEALTHCARE GROUP LLC DBA		1			1
Arlington Care Center			1	100%	1
SHERIDAN VAMC		1			1
Kroger 618 - The Little Clinic Trail Creek Village		1			1
VA Texas Valley Coastal Bend Harlingen HCC		1			1
SARASOTA MEMORIAL HOSPITAL		1			1
Altenheim Senior Living		1			1
SOUTH DADE NURSING & REHABILITATION CENTER			1	100%	1
SPRINGFIELD HOSPITAL			1	100%	1
CASA DE ORO CARE AND REHABILITATION CE		1			1
MEDSTAR HEALTH URGENT CARE			1	100%	1
MINUTECLINIC LLC #3351			1	100%	1

# COVID-19: testing by laboratory

Data through Apr 12, 2021 verified as of Apr 13, 2021 at 09:25 AM

Data in this report are provisional and subject to change.

The numbers in the table below represent the number of Florida and non-Florida residents for whom test results were received by the Department of Health. A person can be tested by more than one laboratory and can have both positive and negative results. **Therefore, the sum of the numbers in each column will be larger than the total number of people tested.**

Reporting lab	Inconclusive	Negative	Positive	Percent positive	Total
Hinesville VA Clinic		1			1
AVON PARK CLUSTER		1			1
TRANSCEND PERFORMANCE AND LIFESTYLE INSTITUTE			1	100%	1
Willow Ridge Center		1			1
CHP COVID-19 (TX)			1	100%	1
Kroger 779 - The Little Clinic Georgetown		1			1
PROVIDENCE PORTLAND MEDICAL CENTER		1			1
PIEDMONT MOUNTAINSIDE HOSPITAL LAB - E		1			1
ISLANDS ASSISTED LIVING FACILITY,THE			1	100%	1
FIT4LIFE MEDICAL CENTER			1	100%	1
MARTIN LUTHER KING RENAL INSTITUTE			1	100%	1
DEVLIN MANOR NURSING AND REHABILITATION		1			1
PHYSICIANS ASSOCIATES			1	100%	1
US PUBLIC HEALTH SERVICE HOSPITAL			1	100%	1
RIVIERA BEACH HEALTH CENTER LAB			1	100%	1
FRESENIUS MEDICAL CARE TRADTION			1	100%	1
INDIGO PALMS			1	100%	1
WEST FLORIDA MEDICAL CENTER CLINIC			1	100%	1
SOUTHEASTERN HEALTH FACILITES, INC		1			1
Harris Hill Nursing Facility		1			1
WAYNE MEMORIAL HOSPITAL		1			1
SOUTHWEST ORLANDO FAMILY MEDICINE, PL			1	100%	1
WALGREENS #01456		1			1
MCCALLIE SCHOOL-STUDENT HEALTH CENTER		1			1
WEST VIRGINIA LABORATORIES			1	100%	1
RAPID CITY REGIONAL HOSPITAL -579 ATTN. LABORATORY		1			1
WALGREENS # 12338		1			1
BREVARD COUNTY JAIL			1	100%	1
CARE CONNECTIONS AT HOME LLC			1	100%	1
MAINE HEALTH AND ENVIRONMENTAL TESTING LABORATORY			1	100%	1
Advanced Health Care of St. George		1			1
HOLY CITY MED URGENT CARE			1	100%	1
WINCHESTER HOSPITAL			1	100%	1
SUNSHINE FAMILY & WELLNESS CENTER			1	100%	1
PRIMARY CARE CENTER OF LAKE CITY, THE			1	100%	1
WALGREENS #11572		1			1
BOCA RATON PHYSICIANS PA			1	100%	1
PAGE UNIVERSITY HEALTH CARE		1			1
THE BRENNITY AT TRADITION			1	100%	1
KEY WEST BRANCH MEDICAL CLINIC			1	100%	1
NANCY M WORTHINGTON MD PA			1	100%	1
MARYLAND DEPARTMENT OF HEALTH AND MENTAL HYGIENE			1	100%	1
JOHNSON MEDICAL SERVICES			1	100%	1
STAYING HEALTHY MEDICAL SERVICES			1	100%	1
BRISTOL REGINAL MEDICAL CENTER			1	100%	1
CELEBRATION FAMILY PHYSICIANS LLC			1	100%	1
Raleigh Center (WV)			1	100%	1

# COVID-19: testing by laboratory

Data through Apr 12, 2021 verified as of Apr 13, 2021 at 09:25 AM

Data in this report are provisional and subject to change.

The numbers in the table below represent the number of Florida and non-Florida residents for whom test results were received by the Department of Health. A person can be tested by more than one laboratory and can have both positive and negative results. **Therefore, the sum of the numbers in each column will be larger than the total number of people tested.**

Reporting lab	Inconclusive	Negative	Positive	Percent positive	Total
GULF COAST VILLAGE HOME HEALTH INC			1	100%	1
Kroger 126 - The Little Clinic Cottonwood		1			1
Kroger - KRO01100688			1	100%	1
VIVIAN SIMMONS FAMILY PRACTICE			1	100%	1
LAKE VIEW COURT		1			1
TITAN GENOMICS, LLC			1	100%	1
GSM OCED Subsection			1	100%	1
JET MEDICAL CENTER			1	100%	1
Dugan Memorial Home		1			1
WMC HEALTH GROUP INC			1	100%	1
SILVER SPRINGS SHORES DIALYSIS			1	100%	1
NHC Chattanooga			1	100%	1
NORTHWEST FLORIDA SPECIALTY PHYSICIANS LLC		1			1
STANLY REGIONAL MEDICAL CENTER			1	100%	1
LOUIS STOKES CLEVELAND VA MEDICAL CENTER			1	100%	1
PINNACLE DIALYSIS		1			1
OMNICARE PHARMACY OF TEXAS 1, LP		1			1
CENTRAL TX URGENT CARE			1	100%	1
FLORIDA STATE UNIVERSITY HEALTH SERVICES			1	100%	1
NORTH SHORE HEMATOLOGY-ONCOLOGY ASSOCIATES		1			1
NORTH WEST FLORIDA DIAGNOSTIC ENOCRINOLOGY CLINIC			1	100%	1
PALACE CARE AND REHAB		1			1
AMBULATORY CARE CLINIC, LLC			1	100%	1
US LABORATORIES			1	100%	1
HEALTH GUAGE			1	100%	1
ABSOLUTE CAREGIVERS HOME HEALTH AGENCY INC			1	100%	1
ST. PETERSBURG PEDIATRICS-SEMINOLE			1	100%	1
SOPHIA MEDICAL ASSOCIATES, PC			1	100%	1
ARTESIAN HOME		1			1
CLIFTON-FINE HOSPITAL LABORATORY		1			1
HEARTLAND PHARMACY SEBRING			1	100%	1
Bolingreen Health and Rehabilitation		1			1
BMC/NASSAU			1	100%	1
Orchid Cove at Naples			1	100%	1
VITAL CARE			1	100%	1
MEDEX CLINIC LLC			1	100%	1
MRMC LAB MICRO			1	100%	1
PowerBack Piscataway Center		1			1
KEY BISCAINE PEDIATRIC ASSOCIATES INC			1	100%	1
NORTHEAST TEXAS DIALYSIS		1			1
BLESSINGS MEDICAL CLINIC, THE			1	100%	1
MEDICAL CENTER OF TRINITY - MOB		1			1
WW Chem Auto SS			1	100%	1
ADVANTA LABS, LLC		1			1
SELECT SPECIALTY HOSPITAL - ORLANDO SOUTH			1	100%	1
TEXAS HEALTH HARRIS METHODIST HOSPITAL			1	100%	1
Villa Maria			1	100%	1

# COVID-19: testing by laboratory

Data through Apr 12, 2021 verified as of Apr 13, 2021 at 09:25 AM

Data in this report are provisional and subject to change.

The numbers in the table below represent the number of Florida and non-Florida residents for whom test results were received by the Department of Health. A person can be tested by more than one laboratory and can have both positive and negative results. **Therefore, the sum of the numbers in each column will be larger than the total number of people tested.**

Reporting lab	Inconclusive	Negative	Positive	Percent positive	Total
LAKE WALES DIALYSIS CENTER			1	100%	1
GALVESTON COUNTY HEALTH DISTRICT			1	100%	1
LIFE CARE CENTER OF CLEVELAND		1			1
SIGNATURE CARE COLLEGE STATION			1	100%	1
MEDEXPRESS URGENT CARE - LEOMINSTER		1			1
MID FLORIDA DERMATOLOGY ASSOCIATES PA			1	100%	1
NEMOURS CHILDREN'S			1	100%	1
Glenburn Home		1			1
BAPTIST HEALTH SURGERY CENTER			1	100%	1
Walgreens #5421		1			1
NORTH CAROLINA STATE LABORATORY OF PUBLIC HEALTH, SPECTRUM LAB NETWORK			1	100%	1
TILLAMOOK COUNTY GENERAL HOSPITAL LAB		1			1
Kroger 923 - The Little Clinic Centerville		1			1
Alexandria Place		1			1
TMH PHYSICIAN PARTNERS			1	100%	1
DOCTORS HEARING			1	100%	1
DR Q PEDIATRICS			1	100%	1
BAPTIST HEALTH MEDICAL PLAZA			1	100%	1
AMBRY GENETICS CORP	1				1
HEARTLAND NURSING & REHABILITATION		1			1
CLEVELAND CLINIC FLORIDA WAIVED			1	100%	1
ORAL & FACIAL SURGERY			1	100%	1
FAMILY MEDICAL CENTERS			1	100%	1
MED TECH CLINICAL LABORATORY		1			1
ASHLEY PEDICATRICS DAY AND NIGHT CLINIC			1	100%	1
CVS IL8744POCT BROOKFIELD		1			1
ADVENTHEALTH DURAND			1	100%	1
WALGREENS #12624		1			1
MIAMI JEWISH DIALYSIS			1	100%	1
GULF BREEZE TREATMENT CENTER, LLC			1	100%	1
MEMORIAL MEDICAL CENTER			1	100%	1
PEDIATRIC SPECIALTY CLINIC COLLIER			1	100%	1
CYPRESS CREEK DIALYSIS CTR			1	100%	1
CARENOW URGENT CARE – SPRING			1	100%	1
REHABILITATION CENTER OF SOUTH GEORGIA		1			1
Freedom Pointe at The Villages			1	100%	1
PENNY PEDIATRICS		1			1
BARTLE'S PHARMACY INC			1	100%	1
MOUNTAINVIEW URGENT CARE VALLEY		1			1
DECATUR MORGAN HOSPITAL - DECATUR GENE		1			1
LABORATORY COPRORATION OF AMERICA			1	100%	1
TMH PHYSICIAN PARTNERS WAKULLA			1	100%	1
NEW YORK STATE DEPTARTMENT OF HEALTH			1	100%	1
CVS CA9751POCT AGOURA		1			1
Wedgewood Manor		1			1
PHOENIX MEDICAL CLINIC			1	100%	1
IZ MEDICAL		1			1

# COVID-19: testing by laboratory

Data through Apr 12, 2021 verified as of Apr 13, 2021 at 09:25 AM

Data in this report are provisional and subject to change.

The numbers in the table below represent the number of Florida and non-Florida residents for whom test results were received by the Department of Health. A person can be tested by more than one laboratory and can have both positive and negative results. **Therefore, the sum of the numbers in each column will be larger than the total number of people tested.**

Reporting lab	Inconclusive	Negative	Positive	Percent positive	Total
KNOX COMMUNITY HOSPITAL			1	100%	1
SOUTHERN FAMILY HEALTH			1	100%	1
EMERY MEDICAL CENTER			1	100%	1
MARINA DEL REY HOSPITAL LAB			1	100%	1
GARDENS PEDIATRICS LAB			1	100%	1
SOMA MEDICAL CENTER PA #2			1	100%	1
SANDPIPER CLUSTER		1			1
HEALTHPLUS			1	100%	1
UNITYPOINT HEALTH TRINITY			1	100%	1
REGIONAL MED CTR BAYONET POINT			1	100%	1
QUALITY LAB			1	100%	1
ADVANCED MEDICAL LABORATORIES (AML)			1	100%	1
KINGSWAY MEDICAL CENTER INC			1	100%	1
ENT AND ALLERGY ASSOCIATES, LLP		1			1
VERITAS GENETICS, INC.			1	100%	1
BMRHC HARRISON		1			1
Jewish Home of Rochester		1			1
MEDIPLUS CLINIC, INC			1	100%	1
WALK IN FAMILY MEDICINE CENTER			1	100%	1
PAUL C SCHWARTZ & MELVIN L WEIDMAN		1			1
JOSHUA E CHESIR MD		1			1
Glen Haven Health and Rehabilitation LLC		1			1
WELLSTAR SPALDING REGIONAL MEDICAL CENTER		1			1
CONSULATE HEALTH CARE OF VERO BEACH			1	100%	1
FLORIDA DIGESTIVE AND LIVER SPECIALISTS			1	100%	1
DONALSONVILLE HOSPITAL			1	100%	1
DOCTOR TODAY URGENT CARE			1	100%	1
CLINTON DRUG STORE		1			1
PEDIATRIC URGENT CARE CENTR OF FORT WORTH-LA GRAN			1	100%	1
CLINICAL LABORATORY DEPARTMENT			1	100%	1
ATMORE COMMUNITY HOSPITAL			1	100%	1
DOCTORS HOSPITAL OF LAREDO			1	100%	1
PUBLIX PHARMACY # 1236			1	100%	1
MEMORIAL HOSPITAL - BELLEVILLE			1	100%	1
SAINT FRANCIS HOSPITAL			1	100%	1
MEDEXPRESS URGENT CARE, EDWARDSVILLE		1			1
BRIDGEWAY CENTER INC			1	100%	1
BIOMAT USA INC			1	100%	1
Chateau Dville Rehab & Retirement		1			1
ADDINGTON PLACE EAST LAKE		1			1
Wexner Heritage House			1	100%	1
Kroger 825 - The Little Clinic Dorothy Lane		1			1
HAMPTON VAMC		1			1
TCPA CLINICAL LABORATORIES			1	100%	1
SPRING VALLEY HOSPITAL MEDICAL CENTER			1	100%	1
NORTHEAST BAPTIST HOSPITAL			1	100%	1
Walgreens #10851		1			1

# COVID-19: testing by laboratory

Data through Apr 12, 2021 verified as of Apr 13, 2021 at 09:25 AM

Data in this report are provisional and subject to change.

The numbers in the table below represent the number of Florida and non-Florida residents for whom test results were received by the Department of Health. A person can be tested by more than one laboratory and can have both positive and negative results. **Therefore, the sum of the numbers in each column will be larger than the total number of people tested.**

Reporting lab	Inconclusive	Negative	Positive	Percent positive	Total
HANCOCK REGIONAL HOSPITAL		1			1
Grays Harbor Health and Rehabilitation		1			1
POUDRE VALLEY HOSPITAL			1	100%	1
ANDREWS			1	100%	1
Kroger 539 - The Little Clinic Memorial Blvd.		1			1
Central Alabama Veterans HCS - East Campus		1			1
CLEMENT J ZABLOCKI VAMC		1			1
Wayne County Nursing Home		1			1
EAST LANSING OPCO		1			1
HIGHLAND LABORATORY			1	100%	1
STEWART MEDICAL GROUP INC			1	100%	1
WESTOX LABS		1			1
Vi at Aventura		1			1
ARIZONA STATE LABORATORY			1	100%	1
CORNERSTONE OF RECOVERY INC		1			1
MEDEXPRESS URGENT CARE-HAVERHILL		1			1
MEDEXPRESS URGENT CARE - WAYNESBURG		1			1
MORGAN MEDICAL CENTER		1			1
MEDEXPRESS URGENT CARE - TOTOWA		1			1
SONNI'S PEDIATRICS			1	100%	1
WARREN GENERAL HOSPITAL			1	100%	1
Kroger 531 - The Little Clinic Waterville		1			1
WALGREENS #5130			1	100%	1
ALPHA 1 ANTITRYPSIN RESEARCH PROGRAM			1	100%	1
ADVANCE HEALTH AND WELLNESS SOLUTIONS			1	100%	1
Central Park Healthcare & Rehabilitation Center		1			1
UNIVERSITY OF NORTH CAROLINA HOSPITALS			1	100%	1
Washington County Nursing HOmE			1	100%	1
ST JOSEPHS CHILDRENS HOSPITAL PEDI TRANSPORT			1	100%	1
Kroger 379 - The Little Clinic Stony Brook		1			1
MARYWOOD HEIGHTS		1			1
SUMMIT LABORATORY			1	100%	1
HIGH DESERT COURT GROUP HOME			1	100%	1
ADVANCE CARDIOVASCULAR IMAGING, INC			1	100%	1
CLEVELAND CLINIC AKRON GENERAL			1	100%	1
SMA BEHAVIORAL HEALTH SERVICES INC		1			1
THOMAS HOSPITAL			1	100%	1
CLEVELAND CLINIC FLORIDA LAB			1	100%	1
B2 URGENT CARE			1	100%	1
ELATION HEALTH		1			1
FAMILY MEDICINE AT KISSIMMEE		1			1
CAN COMMUNITY HEALTH NORTH MIAMI, FL		1			1
HEARTLAND OF ZEPHYRHILLS FL, LLC			1	100%	1
PINECREST MANOR		1			1
DESTIN SURGERY CENTER LTD		1			1
Walgreens #10988		1			1
MEDHEALTH CLINICAL INC			1	100%	1

# COVID-19: testing by laboratory

Data through Apr 12, 2021 verified as of Apr 13, 2021 at 09:25 AM

Data in this report are provisional and subject to change.

The numbers in the table below represent the number of Florida and non-Florida residents for whom test results were received by the Department of Health. A person can be tested by more than one laboratory and can have both positive and negative results. **Therefore, the sum of the numbers in each column will be larger than the total number of people tested.**

Reporting lab	Inconclusive	Negative	Positive	Percent positive	Total
Williamstown Commons			1	100%	1
CELEBRATION HOSPITAL			1	100%	1
FAITH FAMILY PRACTICE			1	100%	1
Diversicare of Eupora		1			1
Mountain View Manor			1	100%	1
Arbor Springs Health and Rehab		1			1
CARDIAC AND VASCULAR CONSULTANTS MD PA		1			1
OPCO LLC LEGACY NURSING AND REHABILITA		1			1
EAST FL CORE LAB			1	100%	1
CORPORATION OF AMERICA		1			1
Sky View Rehabilitation and Health Care Center		1			1
HUNTSVILLE HOSPITAL			1	100%	1
TMH CANCER CENTER LABORATORY			1	100%	1
NORTH RIVER FAMILY HEALTH CENTER			1	100%	1
PANCARE HEALTH - BRUCE			1	100%	1
TARRYTOWN PHARMACY			1	100%	1
Brio of Johnston		1			1
COLUMBIA CREST CARE & RAHAB		1			1
HALIFAX FAMILY HEALTH CENTER			1	100%	1
ADAMS COUNTY HEALTH DEPARTMENT			1	100%	1
CAPE CORAL HOSPITAL NURSING			1	100%	1
ABRAKIDABRA KIDS CLINIC			1	100%	1
EH FARGO HOSPITAL LABORATORY			1	100%	1
Kroger 524 - The Little Clinic Iron Bridge Road		1			1
GWINNETT MEDICAL CENTER			1	100%	1
SUN LABORATORY SERVICES,INC			1	100%	1
SOUTHERN REGIONAL MEDICAL CENTER		1			1
CVS OH3481POCT MARYSVILLE		1			1
BROOKSVILLE REGIONAL HOSPITAL			1	100%	1
BOND & STEELE CLINIC, PA			1	100%	1
ERIE COUNTY EMERGENCY SERVICES DIV OF		1			1
Village Green Health & Rehabilitation		1			1
GARDENS AT MAPLEWOOD			1	100%	1
FAMILY MEDICAL CENTER OF HOLLYWOOD PA			1	100%	1
UNIVERSITY OF MIAMI - LENNAR CENTER			1	100%	1
PELICAN STATE OUTPATIENT CENTER			1	100%	1
Holly Hill Healthcare Center			1	100%	1
KIOSK MEDICINE KENTUCKY LLC		1			1
EMERALD HEALTH CARE		1			1
CVS CT2210POCT RIVERSIDE		1			1
Canandaigua VAMC		1			1
HOUSTON MEDICAL CENTER			1	100%	1
LINK PHARMACY LLC		1			1
VALLEY HOSPITAL MEDICAL CENTER		1			1
MEDICAL EXAMINERS OFFICE, LEESBURG			1	100%	1
American Fork Care Center dba Heritage Care Center		1			1
YOUR HEALTH PEDIATRICS INC			1	100%	1

# COVID-19: testing by laboratory

Data through Apr 12, 2021 verified as of Apr 13, 2021 at 09:25 AM

Data in this report are provisional and subject to change.

The numbers in the table below represent the number of Florida and non-Florida residents for whom test results were received by the Department of Health. A person can be tested by more than one laboratory and can have both positive and negative results. **Therefore, the sum of the numbers in each column will be larger than the total number of people tested.**

Reporting lab	Inconclusive	Negative	Positive	Percent positive	Total
PBSO HEALTH AND WELLNESS CENTER			1	100%	1
KAISER PERMANENTE REGIONAL REFERENCE LABORATORY		1			1
MID-SOUTH URGENT CARE, PLLC			1	100%	1
SELF REGIONAL HEALTHCARE			1	100%	1
RIDGE OPTUM FLORIDA			1	100%	1
DAVENPORT PEDIATRICS CLERMONT			1	100%	1
EVENTIDE LUTHERAN HOME		1			1
ARBOR DIAGNOSTICS, INC		1			1
MYLAN-SOUTH POINT PA		1			1
PURECARE PHARMACY		1			1
Diversicare of Ripley		1			1
PATIENT FIRST - HAMILTON		1			1
SHAW MEDICAL GROUP LLC			1	100%	1
JOHN HOPKINS WELLNESS CENTER PEPSICO			1	100%	1
PHYSICIANS IMMEDIATE CARE			1	100%	1
GOLDING-GRANADO MEDICAL ASSOCIATES		1			1
ORCHARD PARK HEALTH CARE AND REHABILITATION CENTER		1			1
Shelbyville Manor		1			1
MIAMI VASCULAR SURGERY			1	100%	1
ADVENTHEALTH IMAGING WINTERGARDEN		1			1
NEMOURS CHILDREN'S PRIMARY CARE, ST CLOUD			1	100%	1
St. Catherine's manor of Findlay		1			1
MEDEXPRESS URGENT CARE - MT EPHRAIM		1			1
CARENOW URGENT CARE-HENDERSONVILLE		1			1
Franciscan Convalescent Hospital		1			1
ANDREWS INSTITUTE AMBULATORY SURGERY CENTER		1			1
EAST END PEDIATRICS		1			1
LEHIGH REGIONAL WOUND CENTER			1	100%	1
SPECTRUM LUDINGTON			1	100%	1
JEFFREY A HIRSCHFIELD, MD PA			1	100%	1
URGENTMED			1	100%	1
Walgreens #5914		1			1
CHI ST ALEXIUS TRANSITIONAL CARE UNIT		1			1
HIGHLANDS CLINICAL LABORATORY			1	100%	1
RM PHARMACY SERVICES INC		1			1
CARE CENTER OF LAKE PLACID			1	100%	1
Wrightsville Manor Health and Rehab		1			1
LONESTAR 24HRER MANAGEMENT LLC DBA LONESTAR 24HRER			1	100%	1
MORNINGSIDE NURSING AND REHABILITATION		1			1
LUMICO LIFE INSURANCE COMPANY		1			1
KENDALL PEDIATRICS PARTNERS LLC			1	100%	1
ADVENTHEALTH HOME CARE WATERMAN			1	100%	1
Mountain City Care and Rehabilitation Center		1			1
Parkside Manor		1			1
BAY AREA HOSPITAL LAB & HST		1			1
CENTRAL FL INTERNAL MEDICINE ASSOCIATES LLC		1			1
WALGREENS #10854		1			1

# COVID-19: testing by laboratory

Data through Apr 12, 2021 verified as of Apr 13, 2021 at 09:25 AM

Data in this report are provisional and subject to change.

The numbers in the table below represent the number of Florida and non-Florida residents for whom test results were received by the Department of Health. A person can be tested by more than one laboratory and can have both positive and negative results. **Therefore, the sum of the numbers in each column will be larger than the total number of people tested.**

Reporting lab	Inconclusive	Negative	Positive	Percent positive	Total
HOLMES FAMILY PRACTICE PA			1	100%	1
UNIVERSITY OF WASHINGTON DEPT OF LAB MEDICINE			1	100%	1
AFTER HOURS CLINIC			1	100%	1
MERCYONE DES MOINES MEDICAL CENTER			1	100%	1
UF HEALTH THE VILLAGES			1	100%	1
ALCALA PHARMACEUTICALS			1	100%	1
SHANNON MEDICAL CENTER			1	100%	1
ABBOTT LABORATORIES ROSS PRODUCTS			1	100%	1
QUALITY URGENT CARE CENTER			1	100%	1
CORPUS CHRISTI MEDICAL CENTER			1	100%	1
BETHESDA HEALTH PHYSICIANS GROUP		1			1
JUPITER MEDICAL GROUP			1	100%	1
RIVERTON CBOC			1	100%	1
KINGMAN REGIONAL MEDICAL CENTER			1	100%	1
WALGREENS #05432		1			1
HEALTHCARE PARTNERS FAMILY MEDICINE LLC			1	100%	1
Kroger 49 - The Little Clinic Wichita - 21st St.			1	100%	1
ELLICOTT CENTER FOR REHABILITATION AND		1			1
LABTEST LLC LABTEST DIAGNOSTICS			1	100%	1
Good Samaritan Society - Albion		1			1
PSL JAX BEACH OPERATIONS LLC			1	100%	1
Kroger - KRO03400316			1	100%	1
NCH HEALTHCARE CREEKSIDE ENDOSCOPY			1	100%	1
TEMPLE UNIVERSITY HOSPITAL			1	100%	1
Encompass Health Rehab Hosp Tinton Falls		1			1
COUNTRYSIDE PEDIATRIC CARE PA			1	100%	1
Kroger 447 - The Little Clinic Lebanon		1			1
CHATSWORTH ASSISTED LIVING COMMUNITY AT PGA NATIONAL			1	100%	1
WILMINGTON NURSING AND REHAB			1	100%	1
MEDSTAR URGENT CARE, LLC			1	100%	1
Oakview Manor Health and Rehab		1			1
ADVANCED LABORATORY SERVICES			1	100%	1
NHC PLACE AT COOL SPRINGS		1			1
SOUTHERN WINDS			1	100%	1
IDAHO HEALTH DEPARTMENT			1	100%	1
HSRE-ASL CASSELBERRY TRS, LLC			1	100%	1
Ashland Place Health and Rehabilitation, LLC		1			1
CVS OH6164POCT DELAWARE		1			1
St Mary's d'Youville Pavilion		1			1
MIL LAKE HEALTHCARE CENTER INC PEDIATRICS			1	100%	1
RUBY MEMORIAL HOSP. LAB			1	100%	1
NLAC SUMMERBIO			1	100%	1
LIFESTREAM BEHAVIORAL CENTER INC			1	100%	1
ONPOINT URGENT CARE			1	100%	1
SYNAPSE ANALYTICAL LABS		1			1
ALL PRO ORTHOPEDICS & SPORTS MEDICINE, PA			1	100%	1
EXACCARE KINGSTON, LLC			1	100%	1

# COVID-19: testing by laboratory

Data through Apr 12, 2021 verified as of Apr 13, 2021 at 09:25 AM

Data in this report are provisional and subject to change.

The numbers in the table below represent the number of Florida and non-Florida residents for whom test results were received by the Department of Health. A person can be tested by more than one laboratory and can have both positive and negative results. **Therefore, the sum of the numbers in each column will be larger than the total number of people tested.**

Reporting lab	Inconclusive	Negative	Positive	Percent positive	Total
DW MCMILLAN MEMORIAL HOSPITAL LABORATORY			1	100%	1
PUBLIC HEALTH LABORATORIES			1	100%	1
FINLAY MEDICAL RESEARCH CORP			1	100%	1
INNOVATIVE HEALTH DIAGNOSTIC OF CALIFORNIA			1	100%	1
INTERIM HEALTHCARE			1	100%	1
Central Alabama Veterans HCS - West Campus		1			1
Kroger 588 - The Little Clinic Thompsons Station		1			1
INLET CONCIERGE MEDICINE			1	100%	1
Northern Nevada State Veterans Home		1			1
Medilodge of Midland		1			1
VA West Los Angeles Medical Center		1			1
YOUTH HEALTH CENTER OF HUNTINGTON		1			1
Waycross VA CBOC		1			1
COSTCO PHARMACY #1023			1	100%	1
OPTUM OF HIALEAH		1			1
AMD			1	100%	1
Summit Medical Group Morristown Oncology		1			1
SUN CITY DIAGNOSTIC CENTER			1	100%	1
WELLINGTON WEST 100176			1	100%	1
BIOLOGICAL AND CHEMICAL EMERGENCIES LABORATORY			1	100%	1
DEVITA		1			1
ATHENS MEDICAL CENTER			1	100%	1
ST FRANCIS COLLEGE WELLNESS CENTER		1			1
ST.ELIZABETH HEALTH CENTER	1				1
NIHCC			1	100%	1
COMMONWEALTH OF VIRGINIA DIVISION OF CONSOLIDATED LABORATORY SERVICES			1	100%	1
Garden Villa Bedford		1			1
LAB PLUS, LLC			1	100%	1
METROPOLITAN			1	100%	1
JAX FAMILY CARE		1			1
KINGWOOD EMERGENCY CENTER			1	100%	1
CVS NC6633POCT FAYETTEVILLE		1			1
VISTA LAKE ASSISTED LIVING			1	100%	1
CAPITAL HEALTH PLAN - GOVERNORS SQUARE			1	100%	1
ORCHID TERRACE		1			1
C V S / PHARMACY #4396		1			1
SALTZER URGENT CARE			1	100%	1
UNIVERSITY OF MIAMI PRIMARY CARE SITE UMHC 3039			1	100%	1
EXPRESS WALK IN MEDICAL CENTER			1	100%	1
MANHATTAN COLLEGE HEALTH SERVICES		1			1
MERCY GENERAL HOSPITAL			1	100%	1
GARDEN VIEW CARE CENTER		1			1
BLANCHARD VALLEY HOSPITAL LABORATORY			1	100%	1
ORANGE PEDIATRICS PA			1	100%	1
SYCAMORE MEDICAL CENTER-KETTERING HEALTH NETWORK			1	100%	1
ANDERSON FAMILY MEDICINE			1	100%	1
CENTRAL JERSEY URGENT CARE OF GREEN BR		1			1

# COVID-19: testing by laboratory

Data through Apr 12, 2021 verified as of Apr 13, 2021 at 09:25 AM

Data in this report are provisional and subject to change.

The numbers in the table below represent the number of Florida and non-Florida residents for whom test results were received by the Department of Health. A person can be tested by more than one laboratory and can have both positive and negative results. **Therefore, the sum of the numbers in each column will be larger than the total number of people tested.**

Reporting lab	Inconclusive	Negative	Positive	Percent positive	Total
SOLDIERS' HOME OF HOLYOKE		1			1
ADVANCE MD CARE			1	100%	1
HEALTH DIV OAK RIDGE NATL LABORATORY		1			1
ALBANNA PEDIATRICS CENTER			1	100%	1
CAREATC - PALM HARBOR			1	100%	1
MEDTOWN PHARMACY			1	100%	1
Ideal Senior Living Center		1			1
CRYSTAL RIVER FIRE DEPARTMENT			1	100%	1
MEDICAL ARTS LABORATORY			1	100%	1
Brown Nursing Home		1			1
Kroger 390 - The Little Clinic North College Hill		1			1
NATICK URGENT CARE			1	100%	1
Brownwood Nusing & Rehabilitation		1			1
ASCARATE DIALYSIS			1	100%	1
ASSURANCE HEALTHCARE AND COUNSELING CENTER		1			1
Kroger 97 - The Little Clinic Hutchinson		1			1
HEALTHFORCE PARTNERS INC			1	100%	1
EAST COAST INSTITUTE FOR RESEARCH LLC			1	100%	1
Le Roy Village Green		1			1
MARYLAND DEPARTMENT OF HEALTH AND MENTAL HYGIENE-LABORATORIES			1	100%	1
BROOKDALE FORT WALTON BEACH			1	100%	1
ROSEN MEDICAL CENTER AT ROSEN COLLEGE CAMPUS			1	100%	1
WESTCHESTER MEDICAL CENTER ADVANCED		1			1
PERRY COUNTY NURSING HOME		1			1
SAINT JOSEPH'S HOSPITAL AND MEDICAL CENTER		1			1
CVS OH3306POCT AKRON		1			1
ULTIMATE KIDNEY CARE			1	100%	1
Kroger 970 - The Little Clinic Westfield			1	100%	1
MAYO MEDICAL LABORATORIES			1	100%	1
EVEXIA DIAGNOSTICS			1	100%	1
PIEDMONT NEWTON HOSPITAL		1			1
MINUTECLINIC DIAGNOSTIC OF NH, LLC (CL		1			1
Kroger 086 - The Little Clinic Broomfield-Sheridan		1			1
VIP FAMILY PRACTICE			1	100%	1
PEACE RIVER CENTER CRISIS STABLILIZATION UNIT			1	100%	1
PUBLIX PHARMACY #1114			1	100%	1
Quince Nursing and Rehabilitation Center		1			1
IMMY LABS			1	100%	1
SOUTHEAST MISSOURI HOSPITAL		1			1
REHABILITATION CENTER OF ALBUQUERQUE		1			1
ACUTE AND COMMUNICABLE DISEASE PREVENTION			1	100%	1
BEAUMONT HOSPITAL			1	100%	1
ELMCROFT OF TIMBERLIN PARC			1	100%	1
ALDEN PHARMACY		1			1
BOCA CIEGA CENTER			1	100%	1
CVS MI22230CV WAYNE COUNTY COMMUNITY COLLEGE			1	100%	1
LITTLE FALLS HOSPITAL LABORATORY		1			1

# COVID-19: testing by laboratory

Data through Apr 12, 2021 verified as of Apr 13, 2021 at 09:25 AM

Data in this report are provisional and subject to change.

The numbers in the table below represent the number of Florida and non-Florida residents for whom test results were received by the Department of Health. A person can be tested by more than one laboratory and can have both positive and negative results. **Therefore, the sum of the numbers in each column will be larger than the total number of people tested.**

Reporting lab	Inconclusive	Negative	Positive	Percent positive	Total
Coos County Nursing Home		1			1
The Evangelical Lutheran Good Samaritan Society Prescott Village		1			1
Kingston Care Center of Fort Wayne		1			1
CVS TN6394POCT BRENTWOOD		1			1
OMC PRIMARY CARE - HOSPITAL CAMPUS			1	100%	1
Seal Rock Healthcare		1			1
BSA PHYSICIANS GROUP, INC D/B/A BSA FAMILY MEDICAL			1	100%	1
LIFESPAN HEALTH - SELMER		1			1
SONORAN DESERT PATHOLOGY			1	100%	1
TEXAS HEALTH ARLINGTON MEMORIAL		1			1
YOUR GOOD HEALTH MEDICAL GROUP PA			1	100%	1
FLORIDA ADVANCED MEDICAL AND DERM AESTHETICS LLC			1	100%	1
QC LABORATORY			1	100%	1
Indianspring of Oakley		1			1
Court House Center		1			1
MED-LAKE LABORATORY			1	100%	1
UNC HOSPITALS			1	100%	1
NORWALK HOSPITAL			1	100%	1
Robinson Terrace Rehabilitation and Nursing Center		1			1
DOCTORS AFTER HOURS URGENT CARE CENTER			1	100%	1
UNLIMITED MEDICAL SERVICES OF FL PL DBA		1			1
WINNIFRED ASSISTED LIVING FACILITY INC		1			1
CARBON HEALTH			1	100%	1
PROGENESIS INC			1	100%	1
SUMMERFIELD PAIN MANAGEMENT			1	100%	1
PHYSICIANS ASSOCIATES PA			1	100%	1
MEDONE URGENT CARE			1	100%	1
Crowne Place Assisted Living		1			1
ST MICHAEL'S ELITE MEDICAL HOSPITAL			1	100%	1
NEW SMYRNA BEACH AMBULATORY CARE CTR			1	100%	1
BETTER U BETTER LIFE WELLNESS LLC			1	100%	1
DAYTONA BEACH DIALYSIS			1	100%	1
ELDERWOOD AT WAVERLY		1			1
ABINGTON MEMORIAL HOSPITAL			1	100%	1
AURORA HEALTH CARE METRO INC			1	100%	1
GENESIS CARE USA OF FLORIDA, LLC			1	100%	1
NATION'S BEST CARE HOME HEALTH			1	100%	1
NATIONAL INSTITUTES OF HEALTH CLINICAL CENTER			1	100%	1
MISSOURI DEPT. OF HEALTH			1	100%	1
CATERPILLAR INC - MIAMI DISTRIBUTION CENTER			1	100%	1
Kroger 698 - The Little Clinic 14th Street/Bell		1			1
BRIDGES AT LIFE CARE CENTER OF OCALA, THE			1	100%	1
DR JAMES D FORBES FAMILY CARE CENTER			1	100%	1
DOCTORS CARE - GREER		1			1
WINDMOOR HEALTHCARE			1	100%	1
CORONA CONCIERGE, LLC		1			1
WELLMED AT LONGWOOD			1	100%	1

# COVID-19: testing by laboratory

Data through Apr 12, 2021 verified as of Apr 13, 2021 at 09:25 AM

Data in this report are provisional and subject to change.

The numbers in the table below represent the number of Florida and non-Florida residents for whom test results were received by the Department of Health. A person can be tested by more than one laboratory and can have both positive and negative results. **Therefore, the sum of the numbers in each column will be larger than the total number of people tested.**

Reporting lab	Inconclusive	Negative	Positive	Percent positive	Total
Heritage Inn Health and Rehabilitation		1			1
FAMILY AND INTERNAL MEDICINE ASSOCIATES		1			1
BAYOU URGENT CARE			1	100%	1
HELGEMO & LIOU PEDIATRICS			1	100%	1
LRGHEALTHCARE		1			1
PATEL MINESH		1			1
MEDICAL CENTER			1	100%	1
CURA LABORATORY SERVICES			1	100%	1
MISSION HOSPITAL			1	100%	1
SAINT BARNABAS MEDICAL CENTER		1			1
HEALTH CARE SERVICES LC			1	100%	1
5 STAR HOME HEALTH SERVICES INC		1			1
THE LITTLE CLINIC LLC			1	100%	1
FASTMED - LAKEWAY			1	100%	1
PEDRO L ORTEGA MD PA			1	100%	1
BROCK HUGHES MEDICAL CENTER			1	100%	1
Dulles Health and Rehab Center		1			1
Life Care Center of Auburn		1			1
Manor Care Health Services- Wilmington			1	100%	1
PALM BEACH DIABETES AND ENDOCRINE SPECIALISTS, PA			1	100%	1
WEST FLORIDA MEDICAL ASSOCIATES PA			1	100%	1
Moab Regional Hospital			1	100%	1
OPTUM MEDICAL CLINIC IN ROCKRIMMON			1	100%	1
VIVEX/UMTB BIOMEDICAL			1	100%	1
Kroger 682 - The Little Clinic New Holland Market			1	100%	1
SUPREME MEDICAL GROUP PLLC			1	100%	1
COLLIER BLVD HMA PHYSICIANS MANAGEMENT LLC			1	100%	1
ODYSSEY HEALTH CARE OF MARION COUNTY LLC		1			1
Kroger 968 - The Little Clinic Colerain Township		1			1
Ravenwood Speciality Care		1			1
HEALTHCARE ASSOCIATES OF IRVING, LLP			1	100%	1
APOLLO ADVANCED HOME HEALTH CORP			1	100%	1
Courtenay Springs Village			1	100%	1
Niles Nursing and Rehab. Center		1			1
ARGENTINE CARE CENTER		1			1
Home Health Care Clinic		1			1
LAURELS OF NORWORTH		1			1
Manassas Health & Rehab			1	100%	1
BEAUMONT REFERENCE LABORATORY			1	100%	1
Kroger 419 - The Little Clinic Farmington/Exeter		1			1
OCEANVIEW NURSING AND REHABILITAION CENTER			1	100%	1
CAREMOUNT MEDICAL PC		1			1
DIGNITY HEALTH GOHEALTH		1			1
SHP WESTCHESTER LLC		1			1
VIRGINIA UROLOGY		1			1
FAIRFIELD MEDICAL CENTER			1	100%	1
BETHESDA HOSPITAL			1	100%	1

# COVID-19: testing by laboratory

Data through Apr 12, 2021 verified as of Apr 13, 2021 at 09:25 AM

Data in this report are provisional and subject to change.

The numbers in the table below represent the number of Florida and non-Florida residents for whom test results were received by the Department of Health. A person can be tested by more than one laboratory and can have both positive and negative results. **Therefore, the sum of the numbers in each column will be larger than the total number of people tested.**

Reporting lab	Inconclusive	Negative	Positive	Percent positive	Total
ST JOHNS MEDICAL CENTER		1			1
Eden Meadows		1			1
BEST CARE COMMUNITY AND FAMILY HEALTH CENTER INC			1	100%	1
MID-FLORIDA CANCER CENTERS		1			1
Glen Oaks Health and REhabilitation		1			1
WYOMING COUNTY DEPARTMENT OF HEALTH		1			1
Broomall Manor		1			1
Ohman Family Living at Holly Assisted Living		1			1
Kroger 465 - The Little Clinic Oakley		1			1
CVS MA1121POCT WESTFORD		1			1
EMERSON HOSPITAL LABORATORY			1	100%	1
Heritage Health of Peru			1	100%	1
KIDSVILLE PEDIATRICS III PA			1	100%	1
VCU HEALTH SYSTEM AUTHORITY - MCV HOSPITALS			1	100%	1
EAST TENNESSEE STATE UNIVERSITY		1			1
MEDPOST URGENT CARE - CIBOLO			1	100%	1
INHEALTH LIFE SCIENCES LLC			1	100%	1
RIVERSIDE MEDICAL CENTER		1			1
FLAGLER PROFESSIONAL HEALTH CARE SERVICES INC		1			1
Heartland of Perrysburg		1			1
VA Healthcare Center- Newburg		1			1
PRINCIPLE DIAGNOSTICS LLC			1	100%	1
1ST MED DOTHAN			1	100%	1
CENTRAL ALABAMA HEALTH CARE SYSTEM			1	100%	1
AMERICAN MEDICAL RESPONSE - FARMER BRA		1			1
KANA MEDICAL			1	100%	1
Schenectady Center for Rehabilitation & Nursing		1			1
441 URGENT CARE CENTER - BROWNWOOD			1	100%	1
SANFORD LABORATORIES WATERTOWN			1	100%	1
BROOKSHIRE, THE			1	100%	1
PLEASANT RIDGE MANOR WEST		1			1
SUNCOAST BEHAVIORAL HEALTH CENTER			1	100%	1
TARRANT MEDICAL ASSOCIATES			1	100%	1
Springdale Village		1			1
LAKEWOOD RANCH MEDICAL GROUP LLC			1	100%	1
BL DIAGNOSTICS LLC			1	100%	1
PRIMARY CARE SERVICES AT WESTMINSTER V		1			1
DEL PRADO MEDICAL CENTER, INC		1			1
SANFORD HOME		1			1
Signature Healthcare of Georgetown		1			1
MEDCOR AT ROYAL CARIBBEAN			1	100%	1
JMJ FAMILY PRACTICE			1	100%	1
BRUNSWICK HEALTH AND REHABILITATION CE		1			1
BAPTIST MEDICAL PLAZA AT WESTCHESTER			1	100%	1
AAA MEDICAL TESTING			1	100%	1
NEMOURS CHILDREN HOSPITAL			1	100%	1
CVS TX4794POCT ARLINGTON		1			1

# COVID-19: testing by laboratory

Data through Apr 12, 2021 verified as of Apr 13, 2021 at 09:25 AM

Data in this report are provisional and subject to change.

The numbers in the table below represent the number of Florida and non-Florida residents for whom test results were received by the Department of Health. A person can be tested by more than one laboratory and can have both positive and negative results. **Therefore, the sum of the numbers in each column will be larger than the total number of people tested.**

Reporting lab	Inconclusive	Negative	Positive	Percent positive	Total
MEDCOR, INC			1	100%	1
PEDIATRIC ASSOCIATES - DORAL			1	100%	1
Ozark Health and Rehabilitation, LLC		1			1
CARENOW URGENT CARE - ANTIOCH		1			1
SPECIALTY DRUG TESTING			1	100%	1
SPINE & PAIN CONSULTANT PLLC		1			1
ABRAKIDABRA PEDIATRIC CLINIC LLC			1	100%	1
FAMILY MEDICAL CENTER		1			1
WALGREENS #15291		1			1
ST. MARY MEDICAL CENTER		1			1
SUREPOINT URGENT CARE PADRE ISLAND			1	100%	1
JACK M MATHENY II MD			1	100%	1
ABSOLUTE QUICK CARE			1	100%	1
BOTTINEAU GOOD SAMARITAN CENTER		1			1
LEHIGH PULMONARY ASSOCIATES			1	100%	1
PARK AVENUE PEDIATRICS PC		1			1
LAKESIDE MEDICAL CENTER		1			1
AMERICAN FAMILY CARE URGENT CARE		1			1
Medicalodges Neosho			1	100%	1
CVS PA2296POCT MACUNGIE		1			1
WALGREENS_CHICAGO		1			1
ST LUKE'S CORNWALL HOSPITAL N			1	100%	1
DEPARTMENT OF HEALTH SERVICES			1	100%	1
FAMILY MEDICAL CARE OF MOUNT DORA INC			1	100%	1
ASSOCIATES MD MEDICAL GROUP INC			1	100%	1
CVS TN5694POCT SODDY DAISY		1			1
FRESENIUS KIDNEY CARE OF CLERMONT WEST			1	100%	1
ALPHA CLINICAL LABORATORY CORP.			1	100%	1
ANSWERS RESOURCE FACILITY		1			1
MEMORIAL HERMANN KATY HOSPITAL			1	100%	1
TRUMAN MEDICAL CENTER - HOSPITAL HILL			1	100%	1
PATHLAB SERVICES			1	100%	1
ELEVATION HEALTH LABORATORY		1			1
MISSION HOSPITAL – MEMORIAL CAMPUS			1	100%	1
Royal Palm Beach Health and Rehab Center			1	100%	1
CONCORDIA MANOR			1	100%	1
BAYSTATE REFERENCE LABORATORY			1	100%	1
SAINT LEO UNIVERSITY INCORPORATED			1	100%	1
JP MORGAN CHASE HEALTH SERVICES			1	100%	1
CHI MEMORIAL HOSPITAL CHATTANOOGA			1	100%	1
SIGNATURE CARE MEMORIAL CITY			1	100%	1
TENNOVA HEALTHCARE - CLEVELAND			1	100%	1
WASHINGTON CENTER FOR REHABILITATION A		1			1
EASTSIDE URGENT CARE			1	100%	1
LEESBURG DIALYSIS CENTER		1			1
PREMIER HEALTH CARE INC			1	100%	1
UNIVERSITY OF SOUTH FLORIDA			1	100%	1

# COVID-19: testing by laboratory

Data through Apr 12, 2021 verified as of Apr 13, 2021 at 09:25 AM

Data in this report are provisional and subject to change.

The numbers in the table below represent the number of Florida and non-Florida residents for whom test results were received by the Department of Health. A person can be tested by more than one laboratory and can have both positive and negative results. **Therefore, the sum of the numbers in each column will be larger than the total number of people tested.**

Reporting lab	Inconclusive	Negative	Positive	Percent positive	Total
PATHOLOGY ASSOCIATES			1	100%	1
Heartland Health Care Center Jacksonville			1	100%	1
PATHOLOGY		1			1
ARISTACARE AT MANCHESTER		1			1
PREMISEHEALTH		1			1
777 URGENT CARE			1	100%	1
MANHATTAN EYE EAR AND THROAT HOSPITAL		1			1
Port Orange Nursing And Rehab Center			1	100%	1
PANCARE HEALTH - NORTHSIDE ELEMENTARY			1	100%	1
WEST VIRGINIA UNIVERSITY HOSPITALS			1	100%	1
CAREFIRST URGENT CARE - BEECHMONT			1	100%	1
CVS CT692POCT NORTH HAVEN		1			1
MEDCOR CORPORATE CLINIC			1	100%	1
RCP OF MEMORIAL WEST			1	100%	1
CENTRAL CAROLINA HOSPITAL			1	100%	1
UNIVERSITY OF VERMONT MEDICAL CENTER			1	100%	1
Salem Hills Rehabilitation and Nursing Center		1			1
White Oak Manor - Rock Hill		1			1
ADVENTHEALTH MEDICAL GROUP OBSTETRICS			1	100%	1
LABTECH DIAGNOSTICS			1	100%	1
UCH LAB			1	100%	1
MEDICAL CENTER AFFILIATES PALM SPRINGS			1	100%	1
MEDEXPRESS-DOVER		1			1
ST JOHN HOSPITAL & MEDICAL CENTER MICRO			1	100%	1
MEDEXPRESS URGENT CARE - UNIONTOWN		1			1
LINCOLN COUNTY MEDICAL CENTER		1			1
BRIDGEWATER PARK ASSISTED LIVING LLC			1	100%	1
STEWART FLORIDA ALF, INC			1	100%	1
CUSTOM SCRIPTS PHARMACY		1			1
LOUNDY		1			1
2504-HOMEWOOD		1			1
WESTCOAST FAMILY PRACTICE		1			1
Arlington Health and Rehabilitation		1			1
VERIFY LABS			1	100%	1
HILTON HEAD HOSPITAL/INPATIENT			1	100%	1
ALLIED PHYSICIANS GROUP		1			1
ACCESS HEALTH CARE PHYSICIANS, LLC		1			1
MANOR CARE OF DELRAY BEACH FL LLC		1			1
EMERGENCY CARE SERVICES LAB AT JFK MEDICAL CENTER			1	100%	1
RESOURCE PATH LLC			1	100%	1
KIOSK MEDICINE OF KENTUCKY LLC		1			1
Sherwood Oaks Health Center			1	100%	1
PHYSICIANS PREMIER ER- CENTRAL AUSTIN			1	100%	1
MDS PHARMA SERVICES		1			1
INNOVATIVE CARE PARTNERS PLLC			1	100%	1
RENOWN REGIONAL MEDICAL CENTER			1	100%	1
SANTA CLARA VALLEY MEDICAL CENTER			1	100%	1

# COVID-19: testing by laboratory

Data through Apr 12, 2021 verified as of Apr 13, 2021 at 09:25 AM

Data in this report are provisional and subject to change.

The numbers in the table below represent the number of Florida and non-Florida residents for whom test results were received by the Department of Health. A person can be tested by more than one laboratory and can have both positive and negative results. **Therefore, the sum of the numbers in each column will be larger than the total number of people tested.**

Reporting lab	Inconclusive	Negative	Positive	Percent positive	Total
LANCASHIRE HALL NURSING AND REHABILITATION CENTER		1			1
CAREWELL 203			1	100%	1
USC VERDUGO HILLS HOSPITAL			1	100%	1
Oregon Veterans Home The Dalles		1			1
HEARTLAND OF MARIETTA OH LLC DBA		1			1
HHCS PHARMACY INC			1	100%	1
HENRY FORD HOSPITAL			1	100%	1
NAVARRO MEDICAL CENTERS LLC			1	100%	1
ASHLEY CLINICAL DIAGNOSTIC LABORATORY			1	100%	1
Eddy Memorial Geriatric Center		1			1
NSPIRE HEALTHCARE PLANTATION			1	100%	1
CERMAK HEALTH SERVICES			1	100%	1
MOUNT SINAI MEDICAL CENTER HIALEAH			1	100%	1
Kroger 83 - The Little Clinic Rock Road		1			1
MALUHIA		1			1
BAYMEADOWS PEDIATRIC CARE		1			1
WOOD COUNTY HEALTH DEPARTMENT			1	100%	1
ASSISTED LIVING AT TREZEVANT		1			1
CAREHERE HUDSON BAY			1	100%	1
MT SINA1 HOSPICE			1	100%	1
Trucare Living Centers - Columbus		1			1
ROYAL PALM PEDIATRICS			1	100%	1
Lopatcong Center		1			1
LAMARQUE DIALYSIS			1	100%	1
SPECIALTY MOLECULAR - DENVER			1	100%	1
Baypoint Healthcare Center			1	100%	1
PEDIATRIC PARTNERS			1	100%	1
CLINICAL PATHOLOGY LABORATORIES SOUTHEAST INC			1	100%	1
BETHESDA ON TURKEY CREEK			1	100%	1
GIBSON AREA PRIMARY CARE			1	100%	1
Diversicare of Smyrna		1			1
BRANKO D PEJIC MD FAMILY PRACTICE			1	100%	1
TRITENN LLC		1			1
SUMMERLIN MEDICAL CENTRE			1	100%	1
WEST COAST CLINICAL LABS INC			1	100%	1
AUGUSTA HEALTH CLINICAL LABORATORY			1	100%	1
ADVANCED RESEARCH AND DIAGNOSTIC LABORATORY UNIVERSITY OF MINNESOTA			1	100%	1
HOUSTON DEPARTMENT OF HEALTH AND HUMAN SERVICES			1	100%	1
Maplewood of Cheshire County		1			1
PROVIDENCE ST. PATRICK HOSPITAL			1	100%	1
Avera Sr. James Care Center		1			1
ELEMENTS PHARMACY			1	100%	1
LIFECARE MEDICAL CENTER			1	100%	1
BMC MAYPORT			1	100%	1
bishop rehabilitation and nursing center		1			1
MEADOWS PARK HEALTH AND REHABILITATION		1			1
BRONSON METHODIST HOSPITAL			1	100%	1

# COVID-19: testing by laboratory

Data through Apr 12, 2021 verified as of Apr 13, 2021 at 09:25 AM

Data in this report are provisional and subject to change.

The numbers in the table below represent the number of Florida and non-Florida residents for whom test results were received by the Department of Health. A person can be tested by more than one laboratory and can have both positive and negative results. **Therefore, the sum of the numbers in each column will be larger than the total number of people tested.**

Reporting lab	Inconclusive	Negative	Positive	Percent positive	Total
Pinnacle Assisted Living			1	100%	1
BAYLOR SCOTT & WHITE MEDICAL SURGICAL CLINIC			1	100%	1
FAIRVIEW SOUTHDAL			1	100%	1
North Ottawa Care Center at Heartwood Lodge		1			1
ST JOHN'S MEDICAL CENTER, TETON VILLAGE			1	100%	1
Brakeley Park Center		1			1
CENTRAL FLORIDA HEALTH CARE, INC			1	100%	1
WILSON FAMILY MEDICINE LLC		1			1
MEDHELP			1	100%	1
CARESPOT - LEE VISTA			1	100%	1
BLUFFTON HEALTH CENTER			1	100%	1
AMERICAN DRUG TESTING LAB LLC			1	100%	1
BAPTIST HEALTH PRIMARY CARE AT DORAL			1	100%	1
GENERATIONS CENTER OF SPENCER		1			1
MEDEXPRESS URGENT CARE - NUTLEY		1			1
Birmingham Nursing and Rehabilitation East LLC		1			1
USA Healthcare LTC, LLC - Folsom Center for Rehabilitation & Healthca		1			1
WAYNE COUNTY PUBLIC HEALTH		1			1
GATEWAY LABORATORIES		1			1
TUNIS STREET GROUP HOME		1			1
Sunnybrook Rehabilitation Center			1	100%	1
ARIZA WELLNESS CARE LLC			1	100%	1
VA Boston HCS-West Roxbury Division			1	100%	1
DIVERSICARE OF BIG SPRINGS		1			1
DOCTORS MEMORIAL HOSP HOME HEALTH CARE		1			1
TRUCARE LIVING CENTERS - SELMA			1	100%	1
RELIANCE HOME HEALTH CARE INC		1			1
WEST PENSACOLA DIALYSIS CENTER			1	100%	1
Carrollton Manor Inc		1			1
CARENOW MURFREESBORO MEDICAL CENTER PK		1			1
LAKE LURE HEALTH CENTER			1	100%	1
SEASONS HOSPICE AND PALLIATIVE CARE OF			1	100%	1
VELOCITY URGENT CARE - CHIMNEY HILL			1	100%	1
MID FLORIDA COMMUNITY SERVICES			1	100%	1
FOUNDATION LABORATORY			1	100%	1
Walgreens #3049		1			1
SARHA DOCTORS CENTER			1	100%	1
Crowne Health Care of Eufaula		1			1
Kroger 433 - The Little Clinic Atoka		1			1
ORDRS, INC.			1	100%	1
ARLINGTON ADULT RESIDENTIAL FACILITY, INC			1	100%	1
VIRGINIA CVS PHARMACY, LLC DBA CVS/PHARMACY #1884		1			1
Maple Lane Nursing Home		1			1
Eagle Point Health Care Center		1			1
Newton Wellesley Center for Alzheimer's Care		1			1
PALMETTO PRIMARY CARE PHYSICIANS			1	100%	1
ST JUDE CARE CENTER		1			1

# COVID-19: testing by laboratory

Data through Apr 12, 2021 verified as of Apr 13, 2021 at 09:25 AM

Data in this report are provisional and subject to change.

The numbers in the table below represent the number of Florida and non-Florida residents for whom test results were received by the Department of Health. A person can be tested by more than one laboratory and can have both positive and negative results. **Therefore, the sum of the numbers in each column will be larger than the total number of people tested.**

Reporting lab	Inconclusive	Negative	Positive	Percent positive	Total
SKY RIDGE MEDICAL CENTER - MICRO			1	100%	1
SCHUYLER HOSPITAL		1			1
EAGLE COUNTY HEALTH AND HUMAN SERVICES			1	100%	1
EXPRESS CARE OF OCALA			1	100%	1
RIVERSIDE PEDIATRIC GROUP, INC		1			1
MOUNT SINAI MEDICAL CENTER OF FLORIDA INC			1	100%	1
SEGAL INSTITUTE FOR CLINICAL RESEARCH INC			1	100%	1
MEDICAL ASSOCIATES OF PINELLAS - LAB			1	100%	1
WELLMED AT BAY AREA		1			1
NORTHSIDE FAMILY MEDICINE		1			1
Walgreens #19461		1			1
FREEPORT ER DOX URGENT CARE		1			1
BAYSHORE MEDICAL CENTER LABORATORY		1			1
POETS WALK SARASOTA			1	100%	1
LIFE CARE CENTER OF GWINNETT		1			1
SHANNON CLARK OD, PA			1	100%	1
OPTI MED PHARMACY		1			1
CVS IL2297652CV CHICAGO		1			1
El Paso Health Care Center			1	100%	1
MEMORIAL HERMANN SOUTHWEST HOSPITAL			1	100%	1
CVS KS8601POCT OVERLAND PARK			1	100%	1
INTERNAL MEDICINE ASSOCIATES		1			1
PUTNAM CO HOSPITAL-D/B/A ASBURY TOWERS		1			1
PALM SPRINGS GENERAL HOSPITAL			1	100%	1
OAKWOOD HOSPITAL - DEARBORN LAB			1	100%	1
Kroger 367 - The Little Clinic Walton		1			1
PHYSICIANS URGENT CARE			1	100%	1
ADVANCED CARDIOVASCULAR DIAGNOSTICS PL		1			1
STITCHES ACUTE CARE CENTER OF CHEYENNE			1	100%	1
SWIFTCARE URGENT CARE, PLLC			1	100%	1
Walgreens #11724		1			1
Vista Park			1	100%	1
PHYSICIAN ASSOCIATES, LLC			1	100%	1
NOORANI MEDICAL CENTER LLC			1	100%	1
MY INSTADOC - HOWELL URGENT CARE		1			1
WEST BOCA MEDICAL CENTER			1	100%	1
PALMS WEST SURGICENTER		1			1
PUBLIX PHARMACY #1122		1			1
URGENT CARE OF COASTAL GEORGIA			1	100%	1
MARTIN MEM FAMILY CARE AT ST LUCIE W			1	100%	1
COLER REHABILITATION AND NURSING CARE		1			1
MEDCARE-GARNERS FERRY			1	100%	1
PALM COTTAGE OPERATOR LLC			1	100%	1
FIRST CARE WALK IN CLINIC LLC			1	100%	1
HENRY FORD WEST BLOOMFIELD HOSPITAL			1	100%	1
FIU HEALTH CARE CENTER			1	100%	1
RAYMOND F CARON MD			1	100%	1

# COVID-19: testing by laboratory

Data through Apr 12, 2021 verified as of Apr 13, 2021 at 09:25 AM

Data in this report are provisional and subject to change.

The numbers in the table below represent the number of Florida and non-Florida residents for whom test results were received by the Department of Health. A person can be tested by more than one laboratory and can have both positive and negative results. **Therefore, the sum of the numbers in each column will be larger than the total number of people tested.**

Reporting lab	Inconclusive	Negative	Positive	Percent positive	Total
URGENT 202 COX CREEK PKWY		1			1
CONSOLIDATED			1	100%	1
BROWARD MEDICAL LAB			1	100%	1
Woodstock Nursing and Rehabilitation Center		1			1
SHAMRA MEDICAL LABORATORY			1	100%	1
BOCA RATON REGIONAL HOSPITAL		1			1
WINCHESTER URGENT CARE, PC		1			1
WESLEY MEDICAL CENTER			1	100%	1
CROWNPOINT HEALTHCARE FACILITY		1			1
HEBER VALLEY HOSPITAL			1	100%	1
COLLINS NURSING HOME		1			1
WORKCARE, INC GLOBALFOUNDRIES			1	100%	1
BATESVILLE - SHERWOOD URGENT CARE			1	100%	1
MEMORIALCARE LONG BEACH MEDICAL CENTER			1	100%	1
ELKHART GENERAL HOSPITAL			1	100%	1
BISHOP KEARNEY		1			1
FIRSTCARE MEDICAL CENTER			1	100%	1
DILELLA			1	100%	1
ADAPTIVE BIOTECHNOLOGIES			1	100%	1
SANTA BARABARA ALF LLC (THE WINDSOR)			1	100%	1
WELLNOW URGENT CARE-OSWEGO			1	100%	1
UNIVERSITY OF FLORIDA			1	100%	1
SUNCOAST RESEARCH GROUP LLC			1	100%	1
MOUNT SINAI MEDICAL CENTER AVENTURA ER			1	100%	1
SIPERSTEIN DERMATOLOGY LLC			1	100%	1
VA ST LOUIS HEALTH CARE SYSTEM			1	100%	1
DR PHILLIPS CENTER FOR WELLNESS		1			1
FAIRHAVEN		1			1
CARRINGTON, LLC D/B/A THE CARRINGTON		1			1
VIRTUA HEALTH AND REHABILITATION		1			1
Kroger 683 - The Little Clinic Foothills Plaza		1			1
ENCOMPASS HEALTH HOME HEALTH		1			1
CURELOGICS WOUND CARE & HYPERBARIC CENTER		1			1
SKYRIDGE CLINICAL ASSOCIATES		1			1
FLORIDA MEDICAL CLINIC PA GI			1	100%	1
ULTIMATE ANALYSIS LABORATORY			1	100%	1
IRA FIALKO DO			1	100%	1
PRIORITY CARE LLC			1	100%	1
Victory Health and Rehabilitation			1	100%	1
HEALTH FIRST MEDICAL GROUP LLC			1	100%	1
WILLOWBROOKE COURT AT MATTHEWS GLEN		1			1
MIDWEST COVENANT HOME, INC		1			1
BAYLOR SCOTT AND WHITE MEDICAL CENTER -CENTENTENNIAL			1	100%	1
BRIDGEWATER AT WATERMAN VILLAGE			1	100%	1
OCCUPATIONAL HEALTH CENTER		1			1
HABANA HEALTH CARE CENTER			1	100%	1
Bivins Pointe			1	100%	1

# COVID-19: testing by laboratory

Data through Apr 12, 2021 verified as of Apr 13, 2021 at 09:25 AM

Data in this report are provisional and subject to change.

The numbers in the table below represent the number of Florida and non-Florida residents for whom test results were received by the Department of Health. A person can be tested by more than one laboratory and can have both positive and negative results. **Therefore, the sum of the numbers in each column will be larger than the total number of people tested.**

Reporting lab	Inconclusive	Negative	Positive	Percent positive	Total
HIDALGO FAMILY CLINIC			1	100%	1
Lemont Nursing and Rehab Center			1	100%	1
OPTIMAL MEDICINE INC		1			1
ROSE HAVEN NURSING CENTER		1			1
Kroger 368 - The Little Clinic Frankfort West		1			1
CARENOW-MONTGOMERY			1	100%	1
Livingston County Center for Nursing and Rehabilitation		1			1
VISTA DEL SOL MED ASSOC		1			1
HALEYVILLE HEALTH CARE CENTER		1			1
STERLING HOUSE OF PORT ORANGE		1			1
PHOEBE HOME INC		1			1
COMMUNITY MEDICAL CENTER-ORANGE CITY		1			1
HEALTHPARTNERS HUDSON CLINIC			1	100%	1
REGIONAL MEDICAL LABORATORY			1	100%	1
JUP Serology SubSection			1	100%	1
STEPHEN G NELSON MD PA			1	100%	1
TEVAPHARM			1	100%	1
ARCADIA DIALYSIS CENTER			1	100%	1
FOCUSED CARE AT ALLENBROOK		1			1
COMMUNITY			1	100%	1
SOUTHWEST REGIONAL PCR LABORATORY			1	100%	1
WALGREENS #15369		1			1
FAMILY MEDICAL CENTRE			1	100%	1
SIERRA HEALTH CARE CENTER		1			1
Walgreens #3661		1			1
UT HEALTH RIO GRANDE VALLEY PRIMARY CARE AT			1	100%	1
WALGREENS # 11165		1			1
CARROLL UNIVERSITY STUDENT HEALTH CENTER		1			1
CORDOVA FAMILY PRACTICE			1	100%	1
Kroger 500 - The Little Clinic Speedway		1			1
FLORIDA HOSPITAL LAB			1	100%	1
EXCEPTIONAL EMERGENCY CENTER			1	100%	1
URGENT CARE CENTER OF PORT ORANGE LLC			1	100%	1
DAVITA DIALYSIS-NORTH			1	100%	1
PHYSICIANS PRIMARY CARE LEHIGH PEDS			1	100%	1
CVS AZ3264POCT PHOENIX			1	100%	1
EASTSIDE MEDICAL CLINIC		1			1
ATHENS LIMESTONE HOSPITAL		1			1
SUNCOAST PRIMARY CARE LLC			1	100%	1
HARMONY HEALTHCARE ORLANDO INC		1			1
Chestnut Ridge Nursing & Rehab		1			1
SMITH KLINE			1	100%	1
ANY LAB TEST NOW JACKSONVILLE		1			1
HOSPITAL METROPOLITANO SAN GERMAN			1	100%	1
Carington Park			1	100%	1
EDGAR PRICE FAMILY & CHILDREN HEALTHCARE CENTER			1	100%	1
CVS MA915POCT BEVERLY			1	100%	1

# COVID-19: testing by laboratory

Data through Apr 12, 2021 verified as of Apr 13, 2021 at 09:25 AM

Data in this report are provisional and subject to change.

The numbers in the table below represent the number of Florida and non-Florida residents for whom test results were received by the Department of Health. A person can be tested by more than one laboratory and can have both positive and negative results. **Therefore, the sum of the numbers in each column will be larger than the total number of people tested.**

Reporting lab	Inconclusive	Negative	Positive	Percent positive	Total
TAMPA GENERAL MEDICAL GROUP LABORATORY HEALTHPARK			1	100%	1
BLOOD SYSTEMS LABORATORIES			1	100%	1
FOUNDCARE HEALTH			1	100%	1
TEXAS HEALTH ARLINGTON MEMORIAL HOSPITAL			1	100%	1
FALKVILLE HEALTHCARE		1			1
MADISON REHABILITATION HOSPITAL		1			1
THE CHRIST HOSPITAL			1	100%	1
INTEGRITY SPINE AND ORTHOPEDICS LLC			1	100%	1
UW MEDICINE CHU LAB			1	100%	1
MEDEXPRESS URGENT CARE - LINDEN		1			1
HEART HOSPITAL OF LAFAYETTE: EMERGENCY ROOM			1	100%	1
GOOD SAMARITAN SOCIETY-FOREST CITY		1			1
JOSEPH REINA PHARMACY INC DBA JRX PHAR		1			1
APEX HOME HEALTHCARE			1	100%	1
OMAHA VA MEDICAL CENTER			1	100%	1
YOUR HEALTH PEDIATRICS			1	100%	1
SOUTHERN SPRINGS HEALTH CARE		1			1
PEDRO MENENDEZ HEALTH CENTER AT ST JOHNS			1	100%	1
TERRELL URGENT CARE			1	100%	1
LEELANAU OPCO, LLC		1			1
RMC BROOKHOLLOW MED AESTHETICS INC		1			1
DIGESTIVE DISEASE CARE PC		1			1
ALLIANCE LABORATORY SERVICES			1	100%	1
DISCOVERY AT HOME, LLC			1	100%	1
FRESENIUS SOUTH FORT MYERS		1			1
PATIENT FIRST-GENERAL BOOTH			1	100%	1
Isle Health and Rehabilitation Center			1	100%	1
Kroger 353 - The Little Clinic Harpers Point		1			1
Rio Grande City Nursing and Rehab Center			1	100%	1
KIDS CARE PEDIATRICS			1	100%	1
LP Marietta II, LLC		1			1
CITRONELLE HEALTH AND REHABILITATION CENTER		1			1
SUMMIT DETOX INC			1	100%	1
CONCIERGE IV NUTRITION			1	100%	1
Kroger 519 - The Little Clinic Staples Mill Road		1			1
Portsmouth Health and Rehab			1	100%	1
LABORATORY SERVICES SGHS - CAMDEN		1			1
ADVENTHEALTH PHYSICIAN GROUP - APPLEWOOD			1	100%	1
WATERBURY HOSPITAL REFERENCE LAB			1	100%	1
SOUTH COUNTY MEDICAL CENTER			1	100%	1
ANMED HEALTH MEDICAL CENTER			1	100%	1
SOUTHEASTERN PATHOLOGY ASSOCIATES			1	100%	1
Urgent Care 24/7 Orlando LLC			1	100%	1
DIXIE REGIONAL MEDICAL CENTER			1	100%	1
MEDEXPRESS URGENT CARE -HOWELL US HWY		1			1
Sharon Care Center			1	100%	1
SENTARA AMBULATORY CARE CLINIC			1	100%	1

# COVID-19: testing by laboratory

Data through Apr 12, 2021 verified as of Apr 13, 2021 at 09:25 AM

Data in this report are provisional and subject to change.

The numbers in the table below represent the number of Florida and non-Florida residents for whom test results were received by the Department of Health. A person can be tested by more than one laboratory and can have both positive and negative results. **Therefore, the sum of the numbers in each column will be larger than the total number of people tested.**

Reporting lab	Inconclusive	Negative	Positive	Percent positive	Total
Ramsey Village		1			1
VELOCITY URGENT CARE - LITTLE CREEK			1	100%	1
BRISTOL CHILDRENS CLINIC			1	100%	1
Kroger - KR003500568			1	100%	1
MD NOW URGENT CARE			1	100%	1
URGENT CARE OF KANSAS CITY			1	100%	1
Chateau Girardeau			1	100%	1
CVS AZ9374POCT TUCSON		1			1
ALLIED PEDIATRICS & FAMILY MEDICINE			1	100%	1
LP ELIZABETHTON		1			1
CHIPLEY DIALYSIS			1	100%	1
MARTIN MEMORIAL MEDICENTER			1	100%	1
CVS AZ3749POCT GOODYEAR		1			1
MARQUETTE GENERAL HOSPITAL			1	100%	1
CVS AZ7855POCT TUCSON		1			1
CVS MO8595POCT RAYMORE		1			1
Waters of Covington		1			1
NFRC CLINICAL LAB			1	100%	1
ANDERSON REGIONAL MEDICAL CENTER			1	100%	1
Big River Nursing and Rehab		1			1
JACKSBORO URGENT CARE			1	100%	1
Troy Center for Rehabilitation & Nursing		1			1
Fox Subacute at Warrington		1			1
PREMIER FAMILY AND SPORTS MEDICINE LLC			1	100%	1
BRIGHAM YOUNG UNIV STUDENT HEALTH CTR			1	100%	1
WMC HEALTH GROUP OF KISSIMMEE LLC			1	100%	1
BAPTIST MINOR MEDICAL CENTER			1	100%	1
BRITTNEY WHELIHAN IRWIN ARNP LLC			1	100%	1
Medilodge of Mt. Pleasant		1			1
SPEARE MEMORIAL HOSPITAL			1	100%	1
Valley View Health and Rehabilitation, LLC		1			1
Ash Flat Healthcare and Rehabilitation Center			1	100%	1
BAYFRONT HEAL WOUND CARE AND HYPERBARIC CENTER			1	100%	1
PROVIDENCE ST PETER HOSPITAL		1			1
CVS CA8882POCT SAN CLEMENTE		1			1
SALUDA NURSING CENTER		1			1
PALM BREEZE DIALYSIS			1	100%	1
TOMAH VAMC			1	100%	1
Hearthstone Nursing and Rehabilitation Center		1			1
WALGREEN#12147		1			1
TRADITIONAL MEDICINE CENTER			1	100%	1
MORGAN STANELY HEALTH CENTER		1			1
ORANGETOWN PEDIATRICS ASSOCIATES		1			1
Pontotoc Health and Rehab		1			1
SUMMIT COUNTY PUBLIC HEALTH DEPARTMENT			1	100%	1
TRIHEALTH			1	100%	1
ENZO LABS INC			1	100%	1

# COVID-19: testing by laboratory

Data through Apr 12, 2021 verified as of Apr 13, 2021 at 09:25 AM

Data in this report are provisional and subject to change.

The numbers in the table below represent the number of Florida and non-Florida residents for whom test results were received by the Department of Health. A person can be tested by more than one laboratory and can have both positive and negative results. **Therefore, the sum of the numbers in each column will be larger than the total number of people tested.**

Reporting lab	Inconclusive	Negative	Positive	Percent positive	Total
WVU MEDICINE AT SUNCREST TOWNE CENTRE			1	100%	1
ST JOHNS PEDIATRICS PA		1			1
CONCENTRA - LEESBURG		1			1
SOLARIS HEALTHCARE PLANT CITY		1			1
ST. LUKES HOSPITAL			1	100%	1
LABWORKS LLC			1	100%	1
PRISMA HEALTH TUOMEY LABORATORY			1	100%	1
WEST PALM BEACH PHARMACEUTICALS LLC			1	100%	1
ST MARY'S OF SAGINAW		1			1
Gulf Coast health and Rehabilitation, LLC		1			1
MEDICAL CITY NORTH HILLS			1	100%	1
MEDICAL CLINIC OF HOUSTON			1	100%	1
JUPITER MEDICAL CENTER INC			1	100%	1
TITUSVILLE REHABILITATION AND NURSING CENTER		1			1
TOMAH HEALTH			1	100%	1
Kroger 767 - The Little Clinic Beaumont		1			1
HEALTH AND HOPE CLINIC INC			1	100%	1
SHARP GROSSMONT HOSPITAL LABORATORY			1	100%	1
CARESTAT HOSPICE SERVICES			1	100%	1
KATHY L ANDERSON DO PA			1	100%	1
TRAFALGAR DIALYSIS			1	100%	1
SMITH			1	100%	1
SLIDELL MEMORIAL HOSPITAL			1	100%	1
ICARE		1			1
HEALTH CHOICES, PLLC		1			1
WILLOWBROOKE CT AT LIMA ESTATES		1			1
Terrace Glen Village		1			1
Brattleboro Crossings LLC dba Pine Heights at Brattleboro		1			1
AMERICAN LAB LLC		1			1
FAMILY MEDICAL CLINIC KENDALL LLC			1	100%	1
BLOOMINGDALE MEDICAL ASSOC			1	100%	1
OCALA REGIONAL DIALYSIS- NORTH			1	100%	1
QUALITY CLINICAL LAB LLC			1	100%	1
WELLSTAR PAULDING HOSPITAL		1			1
UNIVERSITY OF BALTIMORE WASHINGTON MEDICAL CENTER			1	100%	1
WYOMING OPCO, LLC DBA MEDILODGE OF WYO		1			1
BUFFALO VAMC			1	100%	1
LEGACY AT HIGHWOODS PRESERVE		1			1
CYPRESS VILLAGE REHAB CENTER		1			1
LABORATORIO BUENA SALUD			1	100%	1
DIRECT PRIMARY CARE OF BURLESON			1	100%	1
Fairview			1	100%	1
SAN JOSE CLINIC		1			1
CVS IN6536POCT KOKOMO		1			1
BORINQUEN HEALTH CENTER			1	100%	1
BOYKIN		1			1
Kroger 907 - The Little Clinic Holland		1			1

# COVID-19: testing by laboratory

Data through Apr 12, 2021 verified as of Apr 13, 2021 at 09:25 AM

Data in this report are provisional and subject to change.

The numbers in the table below represent the number of Florida and non-Florida residents for whom test results were received by the Department of Health. A person can be tested by more than one laboratory and can have both positive and negative results. **Therefore, the sum of the numbers in each column will be larger than the total number of people tested.**

Reporting lab	Inconclusive	Negative	Positive	Percent positive	Total
REEVES COUNTY HOSPITAL DISTRICT			1	100%	1
OAKWOOD HOSPITAL - SOUTHSORE			1	100%	1
FAST TEST NOW		1			1
Kroger 006 - The Little Clinic Uintah Gardens		1			1
BLACKBERRY CENTER, THE		1			1
CHATEAU TERREBONNE HEALTH CARE		1			1
ATHENA PLASTIC SURGERY		1			1
LAS PALOMAS SENIOR LIVING		1			1
MED FIRST IMMEDIATE CARE AND FAMILY PRACTICE			1	100%	1
Walgreens #9620		1			1
WATERTOWN URGENT CARE		1			1
Kroger 541 - The Little Clinic Long Hollow Pike		1			1
BERKSHIRE MEDICAL CENTER			1	100%	1
BRIGHT HEALTH CLINIC CORP			1	100%	1
LEE HEALTH KIDS URGENT CARE		1			1
INTERNAL MEDICINE EMILIA MURRAY MD PA		1			1
Alden North Shore			1	100%	1
MEDEXPRESS URGENT CARE - RUSSELLVILLE, W MAIN ST		1			1
AIRPORT MEDICAL SOLUTIONS ORLANDO			1	100%	1
LAKELAND MEDICAL CENTER			1	100%	1
MERITUS MEDICAL CENTER			1	100%	1
CAH ACQUISITION COMPANY 11 LLC			1	100%	1
TANNER CLINIC			1	100%	1
VA OPTOMETRY CLINIC			1	100%	1
WELLMED AT LINEBAUGH AVE			1	100%	1
ELLIS HOSPITAL URGENT CARE CENTER LAB		1			1
Alaska Domiciliary Care for Homeless Veterans		1			1
Sage Bluff Health & Rehabilitation Center		1			1
NEW ERA HEALTH CENTER INC		1			1
CVS AZ4795POCT MESA		1			1
THE HEART HOSPITAL BAYLOR PLANO			1	100%	1
MEDEXPRESS URGENT CARE - CABOT			1	100%	1
WAYCROSS INTRTNAL MEDICINE			1	100%	1
SOUTHEASTERN INTEGRATED MEDICAL PL			1	100%	1
Vibrallife of El Paso Rehabilitation Center			1	100%	1
ALIMETRIX INC		1			1
STVHCS - Dental Outpatient Clinic		1			1
COURTLAND TERRACE		1			1
TRAVIS LEE THOMPSON MD			1	100%	1
Walgreens #12153		1			1
THE EMORY CLINIC			1	100%	1
PARTNERS IN PRIMARY CARE		1			1
MISSOURI DEPARTMENT OF HEALTH AND SENIOR SERVICES - STATE PH LAB		1			1
Alden Lincoln Park			1	100%	1
DR. K PEDIATRICS			1	100%	1
XSTREMEMD			1	100%	1
RYE BEACH PHARMACY INC		1			1

# COVID-19: testing by laboratory

Data through Apr 12, 2021 verified as of Apr 13, 2021 at 09:25 AM

Data in this report are provisional and subject to change.

The numbers in the table below represent the number of Florida and non-Florida residents for whom test results were received by the Department of Health. A person can be tested by more than one laboratory and can have both positive and negative results. **Therefore, the sum of the numbers in each column will be larger than the total number of people tested.**

Reporting lab	Inconclusive	Negative	Positive	Percent positive	Total
WALKIN MEDICAL URGENT CARE,NEW CITY			1	100%	1
FLORIDA DEPARTMENT OF HEALTH PALM BEACH COUNTY			1	100%	1
ASHLEY PEDIATRICS DAY AND NIGHT CLINIC			1	100%	1
LEE MEMORIAL HOSPITAL OUTPATIENT SURGERY CENTER			1	100%	1
CALIFORNIA PUBLIC HEALTH LABORATORY			1	100%	1
Lutheran Community at Telford		1			1
HEALTH ALLIANCE			1	100%	1
KID FIXERS		1			1
CATHEDRAL GERONTOLOGY CENTER DBA CATHEDRAL CARES			1	100%	1
HIBISCUS COURT			1	100%	1
USF PHYSICIANS GROUP			1	100%	1
LCMC LAB SUBSECTION		1			1
Erie VAMC		1			1
Parkwood Healthcare Facility		1			1
ATRIA TAMARAC			1	100%	1
SV MOBILE HEALTH			1	100%	1
EPIC CARE PHARMACY		1			1
BRADENTON DIALYSIS			1	100%	1
Westminster Canterbury Richmond		1			1
THEDACARE FAMILY MEDICINE GATEWAY			1	100%	1
GREATER TAMPA AT HOME			1	100%	1
CAROLINA BAY HEALTHCARE CTR OF WILMING		1			1
ACCESS FAMILY CARE LLC			1	100%	1
Kroger 444 - The Little Clinic Dent		1			1
BAYSHORE DIALYSIS			1	100%	1
Elm Crest Senior Living Community		1			1
GABRIELA GOLDSTEIN MD PA			1	100%	1
CACERES SPECIALIZED GYNECOLOGY		1			1
Princeton Place			1	100%	1
NORTHEAST REGIONAL MEDICAL CENTER			1	100%	1
SUTTER GOULD MEDICAL FOUNDATION			1	100%	1
NORTH SHORE HEMATOLOGY-ONCOLOGY ASSOCIATES PC		1			1
ON-SITE MEDICAL SOLUTIONS		1			1
ORMOND MEDICAL ARTS FAMILY PRACTICE PL			1	100%	1
OXY-GENLAB			1	100%	1
Ladera Center		1			1
CPL INC/BSSC PATHOLOGY		1			1
EASTGENE LABORATORIES		1			1
VETERANS AFFAIRS MEDICAL CENTER - EAST ORANGE			1	100%	1
NORTH PALM CHIDRENS PHYSICIANS			1	100%	1
HUGH CHATHAM FAMILY MEDICINE INDEPENDENCE		1			1
EMORY DECATUR HOSPITAL - EMORY MEDICAL		1			1
MEDICAL LIFE-INC GUIDEWELL EMERGENCY MEDICINE			1	100%	1
NOVANT HEALTH PRINCE WILLIAM WELLNESS CENTER			1	100%	1
CSI LABORATORIES FLORIDA			1	100%	1
MOBILE INFIRMARY MEDICAL CENTER			1	100%	1
AESTHETIC PHYSICIANS PC			1	100%	1

# COVID-19: testing by laboratory

Data through Apr 12, 2021 verified as of Apr 13, 2021 at 09:25 AM

Data in this report are provisional and subject to change.

The numbers in the table below represent the number of Florida and non-Florida residents for whom test results were received by the Department of Health. A person can be tested by more than one laboratory and can have both positive and negative results. **Therefore, the sum of the numbers in each column will be larger than the total number of people tested.**

Reporting lab	Inconclusive	Negative	Positive	Percent positive	Total
BIOMAT ORLANDO		1			1
THE CLINIC ON SIXTH			1	100%	1
MEDEXPRESS URGENT CARE CHICOPEE			1	100%	1
FORT MYERS NORTH DIALYSIS		1			1
LEGACY SPECIALTY PHARMACY CORP			1	100%	1
MARTIN ARMY COMMUNITY HOSPITAL			1	100%	1
SUSAN F. WILLIAMS M.D., P.A.			1	100%	1
ACCESS MEDICAL GROUP OF TAMPA INC			1	100%	1
Remarkable Healthcare Dallas			1	100%	1
WATERVIEW HILLS REHABILITATION AND NUR		1			1
PULMONARY MEDICINE		1			1
PINNACLE PAIN CENTER PS DBA LYNX HEALTHCARE		1			1
BAPTIST HOSPITAL FAMILY MEDICINE &			1	100%	1
LANGLEY DIALYSIS			1	100%	1
SC-GA2018 THE RIDGE REHABILITATION & H		1			1
LOPEZ		1			1
LAREDO CARE CLINIC NORTH		1			1
LOURDES URGENT CARE			1	100%	1
UF HEALTH - WILDLIGHT			1	100%	1
VANAJA SUREDDI MD PA			1	100%	1
INDIAN RIVER CLINICAL LABORATORY, INC.		1			1
Birmingham Nursing & Rehab Center		1			1
CAPSTONE REHABILITATION AND HEALTHCARE		1			1
Avista Nursing and Rehab			1	100%	1
THE MEDICAL CENTER			1	100%	1
GENESIS HEALTH SYSTEM			1	100%	1
PM PEDIATRICS PC			1	100%	1
MOUNT ST MARYS HOSPITAL OF NIAGARA FALLS			1	100%	1
WORKFORCE HEALTH DEPARTMENT			1	100%	1
INTEGRATED GENETICS SEQUENOM		1			1
LOGAN COUNTY HOSPITAL			1	100%	1
Kroger 016 - The Little Clinic Centennial		1			1
FIVE STAR PREMIER RESIDENCES OF POMPANO BEACH			1	100%	1
PORTSMOUTH REG. HOSPITAL			1	100%	1
Tremont Health & Rehabilitation Center		1			1
GOOD SAMARITAN SOCIETY - DE SMET		1			1
REVA INC			1	100%	1
Illiana HCS -Danville VAMC		1			1
CARESPOT - OCOEE			1	100%	1
BRADENTON CONVENTION CENTER			1	100%	1
SOUTH TEXAS HEALTH SYSTEM ER - WARE ROAD			1	100%	1
HEALTHALLIANCE HOSPITAL LABORATORY		1			1
FLORIDA DEPARTMENT OF HEALTH IN BROWARD COUNTY		1			1
Keller Landing Center		1			1
CHILTON MEDICAL CENTER		1			1
NEW MILFORD HOSPITAL			1	100%	1
Longwood Community Living Center		1			1

# COVID-19: testing by laboratory

Data through Apr 12, 2021 verified as of Apr 13, 2021 at 09:25 AM

Data in this report are provisional and subject to change.

The numbers in the table below represent the number of Florida and non-Florida residents for whom test results were received by the Department of Health. A person can be tested by more than one laboratory and can have both positive and negative results. **Therefore, the sum of the numbers in each column will be larger than the total number of people tested.**

Reporting lab	Inconclusive	Negative	Positive	Percent positive	Total
SALEM HOSPITAL REGIONAL LABORATORY		1			1
MAIN STREET PHARMACY OF MARCELLUS, INC		1			1
DEPT OF VA MEDICAL CENTER - MIAMI			1	100%	1
SAINT PETE MRI			1	100%	1
CARE STATION MEDICAL GROUP		1			1
LOUIS A JOHNSON VAMC		1			1
BARRINGTON TERRACE NAPLES			1	100%	1
PATIENT FIRST - CHERRY HILL		1			1
PM PEDIATRICS OF BAYSIDE, PLLC		1			1
PANCARE HEALTH - CARR ELEM & MIDDLE SCHOOL			1	100%	1
BAPTIST HOSPITAL EAST			1	100%	1
Kroger - KR070600172		1			1
Kroger 717 - The Little Clinic Dolphin Drive			1	100%	1
PATIENT FIRST - WOODBURY		1			1
CHRISTIANA HOSPITAL		1			1
MARY WASHINGTON HOSPITAL HOME HEALTH AGENCY	1				1
BEACHSIDE DETOX		1			1
CHAMBREL AT PINECASTLE			1	100%	1
SEABROOK EMS			1	100%	1
ST JOHNS EPISCOPAL HOSPITAL SOUTH SHORE		1			1
HARDEN DIALYSIS		1			1
DAUGHTERS OF SARAH NURSING CENTER		1			1
COVENANT HEALTH		1			1
PALOMAR MEDICAL CENTER			1	100%	1
HEALTH PARTNERS LLC		1			1
ST. LUKE'S HOSPITAL			1	100%	1
NHC HealthCare St. Charles		1			1
RIVIERA BEACH INTEGRATED CARE INC			1	100%	1
PARK LANE NURSING HOME		1			1
SANTA MONICA FERTILITY			1	100%	1
ROBERT TAYLOR COMMUNITY COMPLEX			1	100%	1
Integrity Healthcare of Carbondale			1	100%	1
Kroger 397 - The Little Clinic Frankfort East		1			1
MANCHESTER COMMONS		1			1
The Jordan Center		1			1
SANITAS RESEARCH LLC			1	100%	1
PEACE HEALTH FAMILY MEDICINE AT 87TH AVE		1			1
COUNTY OF HAMILTON			1	100%	1
GOSHEN HOSPITAL			1	100%	1
PUBLIX PHARMACY #1387		1			1
HOLLAND COMMUNITY HOSPITAL		1			1
SOUTHWOOD NURSING & RETIREMENT CENTER		1			1
BAPTIST ASI			1	100%	1
SOUTH SEMINOLE HOSPITAL POCT			1	100%	1
ST LUKE LUTHERAN HOME		1			1
GIFFORD MEMORIAL HOSPITAL		1			1
MADISON AT OVIEDO			1	100%	1

# COVID-19: testing by laboratory

Data through Apr 12, 2021 verified as of Apr 13, 2021 at 09:25 AM

Data in this report are provisional and subject to change.

The numbers in the table below represent the number of Florida and non-Florida residents for whom test results were received by the Department of Health. A person can be tested by more than one laboratory and can have both positive and negative results. **Therefore, the sum of the numbers in each column will be larger than the total number of people tested.**

Reporting lab	Inconclusive	Negative	Positive	Percent positive	Total
SC-GA2018 MCCORMICK REHAB & HEALTHCARE		1			1
NHC Sequatchie		1			1
CAREWELL URGENT CARE FITCHBURG			1	100%	1
AML DIAGNOSTICS- ADV TESTING IN METABOLIC MEDICINE			1	100%	1
FAYETTE MEDICAL CENTER LAB		1			1
CAMBRIDGE HEALTH ALLIANCE			1	100%	1
PULMONARY, CRITICAL CARE AND SLEEP DISORDERS INSTITUTE OF SOUTH FLORID			1	100%	1
Kroger 481 - The Little Clinic Houston Levee		1			1
CHRISTUS GOOD SHEPHERD MEDICAL CENTER			1	100%	1
Bethel Lutheran Nursing & Rehabilitation Center		1			1
Memorial Health Care Center			1	100%	1
SOUTHWOOD HEALTHCARE CENTER		1			1
CONCENTRA - OCALA		1			1
LIMA MEMORIAL HOSPITAL			1	100%	1
PARRISH MEDICAL GROUP			1	100%	1
REFERENCE LABORATORY			1	100%	1
SUPERKIDS PEDIATRICS			1	100%	1
NEXT LEVEL URGENT CARE (WOODLANDS)			1	100%	1
SPARTA HEALTH & REHAB		1			1
TIMPANOGOS REGIONAL HOSPITAL			1	100%	1
MEDEXPRESS URGENT CARE - HADLEY		1			1
FLORIDA HEALTH CARE MEDICAL GROUP		1			1
CONCIERGE INTERNAL MEDICINE ASSOCIATES			1	100%	1
LADY LAKE FAMILY MEDICINE			1	100%	1
ORLANDO PHYSICIAN NETWORK		1			1
PASTEUR MEDICAL HIALEAH GARDEN LLC			1	100%	1
OKLAHOMA BLOOD INSTITUTE			1	100%	1
Crowne Health Care of Thomasville		1			1
WESTMORELAND REGIONAL HOSPITAL			1	100%	1
CHI ST VINCENT LITTLE ROCK DIAGNOSTIC CLINIC			1	100%	1
BALLAD HEALTH MEDICAL ASSOCIATES URGENT CARE			1	100%	1
FRESENIUS KIDNEY CARE OCALA			1	100%	1
Greenhaven Health and Rehabilitation		1			1
ST CATHERINE HOSPITAL LABORATORY			1	100%	1
CVS LA1116POCT BATON ROUGE		1			1
BEAUMONT URGENT CARE		1			1
FAMILY & INTERNAL MEDICINE CENTER		1			1
LABORATORIO MEDICO CENTRAL CONDOMINO MD			1	100%	1
THE GROVE HEALTH AND REHAB			1	100%	1
ST JOHN'S HOME CARE			1	100%	1
Dupage Care Center			1	100%	1
NYU LANGONE AMBULATORY CARE LAKE SUCCE		1			1
RAMBAM URGENT CARE			1	100%	1
MONMOUTH MEDICALC ENTER		1			1
HORIZON MEDICAL CENTER			1	100%	1
ADVANCED CARDIOVASCULAR DIAGNOSTICS OF FL			1	100%	1
EDWARD HOSPITAL			1	100%	1

# COVID-19: testing by laboratory

Data through Apr 12, 2021 verified as of Apr 13, 2021 at 09:25 AM

Data in this report are provisional and subject to change.

The numbers in the table below represent the number of Florida and non-Florida residents for whom test results were received by the Department of Health. A person can be tested by more than one laboratory and can have both positive and negative results. **Therefore, the sum of the numbers in each column will be larger than the total number of people tested.**

Reporting lab	Inconclusive	Negative	Positive	Percent positive	Total
DESERT ROSE FL LLC		1			1
NF Escambia, LLC DBA Olive BranchHealth and Rehabilitaion Center			1	100%	1
HEALTH PLUS SUNRISE MEDICAL OFFICE			1	100%	1
LOVELACE WOMEN'S HOSPITAL		1			1
MEDEXPRESS URGENT CARE - PATRICK STREE			1	100%	1
FHPG INTERNAL MEDICINE OF BRANDON			1	100%	1
LAKE VISTA DIALYSIS			1	100%	1
PINEBROOK CARE AND REHABILITATION CENTER□			1	100%	1
TITUSVILLE CENTER FOR SURGICAL EXCELLENCE LLC		1			1
INTERNAL MEDICINE GROUP OF CENTRAL FLORIDA			1	100%	1
STONECREST MEDICAL CENTER		1			1
LONG ISLAND MINIMALLY INVASIVE SURGERY		1			1
Kroger 63 - The Little Clinic Glassford Hill Rd		1			1
CLERMONT PEDIATRICS, PA			1	100%	1
FIRST CARE OF GAINESVILLE			1	100%	1
Florence Nursing and Rehabilitation Center		1			1
Acts Manor House		1			1
HARRIS URGENT CARE CENTER			1	100%	1
MEDEXPRESS URGENT CARE, MILLCREEK		1			1
Parkview Care and Rehabilitation Center		1			1
DSI LABORATORIES-NAPLES-7TH			1	100%	1
SANTA ROSA PEDIATRICS			1	100%	1
UABC			1	100%	1
Kroger 929 - The Little Clinic Corryville		1			1
BLAKE AT PENSACOLA OPERATION CO, LLC, THE			1	100%	1
Perham Living			1	100%	1
ORCHARD LABORATORIES			1	100%	1
HEALTHCARE AND REHAB OF SANFORD			1	100%	1
CLINICAL RESEARCH OF WEST FLORIDA		1			1
HARDIN HEALTH INC		1			1
CLARKSVILLE HEALTH SYSTEM			1	100%	1
TITUS REGIONAL MEDICAL CENTER			1	100%	1
MARTINSBURG VAMC		1			1
KENT		1			1
HALIFAX HEALTH PRIMARY CARE ORMOND			1	100%	1
WASHINGTONVILLE PHARMACY INC		1			1
AVERA ST. MARY'S HOSPITAL			1	100%	1
AURORA MEDICAL CENTER-KENOSHA			1	100%	1
APOLLOMDX LLC			1	100%	1
BAM INC		1			1
ADVENTHEALTH MEDICAL GROUP OBSTETRICS AND			1	100%	1
FLORIDA DEPARTMENT OF HEALTH IN CITRUS COUNTY		1			1
BIOMERIEUX			1	100%	1
PRIME HEALTHCARE SERVICES		1			1
MED BAR LLC		1			1
HAVASU REGIONAL MEDICAL CENTER			1	100%	1
CARESPOT EXPRESS HEALTHCARE BOYNTON BEACH			1	100%	1

# COVID-19: testing by laboratory

Data through Apr 12, 2021 verified as of Apr 13, 2021 at 09:25 AM

Data in this report are provisional and subject to change.

The numbers in the table below represent the number of Florida and non-Florida residents for whom test results were received by the Department of Health. A person can be tested by more than one laboratory and can have both positive and negative results. **Therefore, the sum of the numbers in each column will be larger than the total number of people tested.**

Reporting lab	Inconclusive	Negative	Positive	Percent positive	Total
Walgreens #5065		1			1
Strasburg Care Center		1			1
Hawthorne House		1			1
BRUSHY CREEK FAMILY HOSPITAL			1	100%	1
MEDOR/ACC SYNCHRONY			1	100%	1
Hillside Rehab and Care Center			1	100%	1
TAMPA HEALTH CARE PROVIDERS PA		1			1
RESTORE MEDICAL PARTNERS PLLC			1	100%	1
BOND COUNTY HEALTH DEPARTMENT			1	100%	1
CARESPOT - MIAMI GARDENS			1	100%	1
BELLMORE PEDIATRICS		1			1
LAS PALMAS MEDICAL CENTER			1	100%	1
St. Mary's Care Center		1			1
FLORIDA HOSPITAL ORMOND BEACH			1	100%	1
DIMMIT REGIONAL HOSPITAL			1	100%	1
LYSTER MAIN LAB, FT RUCKER		1			1
RED BUG LAKE ROAD OVIEDO COVID			1	100%	1
RINGLING HEALTH CENTER			1	100%	1
COMMUNITY HOSPITALS INDIANAPOLIS			1	100%	1
CVS AZ69POCT PEORIA		1			1
COLOMBO'S PHARMACY		1			1
UNITED HEALTHCARE			1	100%	1
NORTH SHORE MEDICAL CENTER - SALEM HOSPITAL			1	100%	1
REGENTS PARK OF JACKSONVILLE			1	100%	1
PRIMARY & URGENT CARE CENTERS			1	100%	1
MEDEXPRESS URGENT CARE - CINNAMINSON		1			1
ACCESS TOTAL CARE - PORTLAND			1	100%	1
SJMC PHYSICIAN SERVICES			1	100%	1
WEST CARVER MEDICAL ASSOCIATES		1			1
EVERGREEN NURSING HOME		1			1
Florence Home		1			1
VA Tennessee Valley HCS-Nashville Campus			1	100%	1
SUNRISE CLINIC SANTA ROSA		1			1
Mercy Manor Transition Center			1	100%	1
FRANKLIN CBOC			1	100%	1
WALGREENS #4086		1			1
MERRILL GARDENS AT CHAMPIONSGATE			1	100%	1
UNIVERISTY HOSPITAL			1	100%	1
HILLSBORO MEDICAL CENTER MAIN LABORATO		1			1
EXCEL URGENT CARE OF NJ			1	100%	1
GARNET HEALTH DOCTORS		1			1
FRIO REGIONAL PRIMARY CARE AND URGENT CARE CLINIC			1	100%	1
CARESOUTH HHA HOLDINGS OF THE TREASURE COAST LLC			1	100%	1
Kroger 359 - The Little Clinic Bellevue		1			1
ADVENTHEALTH MEDICAL GROUP SENIOR HEALTH AT			1	100%	1
PCG MOLECULAR			1	100%	1
Community Care Center of Heritage House, LLC			1	100%	1

# COVID-19: testing by laboratory

Data through Apr 12, 2021 verified as of Apr 13, 2021 at 09:25 AM

Data in this report are provisional and subject to change.

The numbers in the table below represent the number of Florida and non-Florida residents for whom test results were received by the Department of Health. A person can be tested by more than one laboratory and can have both positive and negative results. **Therefore, the sum of the numbers in each column will be larger than the total number of people tested.**

Reporting lab	Inconclusive	Negative	Positive	Percent positive	Total
PREMIUM HOME HEALTH CARE INC			1	100%	1
ABRAZO WEST CAMPUS			1	100%	1
PORTAGE MEDICAL CENTER			1	100%	1
CENTRAL FLORIDA ADULT MEDICINE		1			1
BOCA GENERAL AND FAMILY MEDICINE		1			1
Rehab Select of Talladega		1			1
DIAGNOSTIC GROUP INTEGRATED HEALTHCARE			1	100%	1
HERNANDO COUNTY HEALTH DEPT			1	100%	1
MORSELIFE HOME CARE INC			1	100%	1
SC-GA2018 SIMPSONVILLE REHABILITATION		1			1
BOULDER COMMUNITY HOSPITAL			1	100%	1
Monument Health Strugis Care Center		1			1
SPECTRUM LABORATORY			1	100%	1
WEST BOYNTON DIALYSIS			1	100%	1
DIAGNOSTIC AFFILIATES			1	100%	1
TENNOVA ER - SANGO			1	100%	1
THE TOLEDO HOSPITAL			1	100%	1
SYNERGY DIALYSIS INC			1	100%	1
DERMDX, DIV OF AURORA DIAGNOSTICS/BERNHARDT LAB		1			1
The Pines at Poughkeepsie Center for Nursing and Rehabilitation		1			1
Casa Real Center		1			1
CLAYTON NURSING AND REHABILITATION		1			1
Chateau Living Center			1	100%	1
BAYCARE OUTREACH LAB AT NEW TAMPA			1	100%	1
CAN COMMUNITY HEALTH LLC		1			1
MEMORIAL HEALTH UNIVERSITY MEDICAL		1			1
Spring Gate Rehab and Healthcare Center		1			1
BOLLES SCHOOL, THE			1	100%	1
QLABS			1	100%	1
SACRED HEART HOSPITAL NURSING			1	100%	1
WATERS EDGE ELEMENTARY SCHOOL			1	100%	1
ST MARYS HEALTH CARE SYSTEM		1			1
UNIVERSITY OF TOLEDO MEDICAL CENTER			1	100%	1
SPHERE DX			1	100%	1
Northpoint Lexington Healthcare		1			1
ER NEAR ME HULEN		1			1
INDIAN RIDGE		1			1
APS-SUMMIT CARE PHARMACY, LLC DBA OMNICARE		1			1
CANDLER HOSPITAL			1	100%	1
WEST FLORIDA HOSPITAL LABORATORY			1	100%	1
Regency Square			1	100%	1
NORDX			1	100%	1
WRIGHT PATTERSON AFB MEDICAL CENTER			1	100%	1
Advanced Rehabilitation of Vernon		1			1
Arch Plaza Nursing and Rehabilitation Center			1	100%	1
ST ANTHONY'S PINELLAS CARE CLINIC			1	100%	1
AMERICAN FAMILY CARE - SMYRNA			1	100%	1

# COVID-19: testing by laboratory

Data through Apr 12, 2021 verified as of Apr 13, 2021 at 09:25 AM

Data in this report are provisional and subject to change.

The numbers in the table below represent the number of Florida and non-Florida residents for whom test results were received by the Department of Health. A person can be tested by more than one laboratory and can have both positive and negative results. **Therefore, the sum of the numbers in each column will be larger than the total number of people tested.**

Reporting lab	Inconclusive	Negative	Positive	Percent positive	Total
LIBERTY URGENT CARE			1	100%	1
PALMETTO BAY MEDICAL CENTER			1	100%	1
COASTAL ER IX, PHYSICIANS PREMIER			1	100%	1
MISSISSIPPI VALLEY REGIONAL BLOOD CENTER			1	100%	1
CONTINENTAL HOME HEALTH CARE INC			1	100%	1
THE LITTLE CLINIC, LLC			1	100%	1
FLORIDA SOUTHERN COLLEGE			1	100%	1
Kroger - KRO62000426			1	100%	1
NEVADA RURAL HOUSING AUTHORITY			1	100%	1
BRANDON OUTREACH CLINIC			1	100%	1
PEDIATRIC ASSOCIATES - MIAMI LAKES		1			1
ST. JOHN HOSPITAL & MEDICAL CENTER			1	100%	1
SURGERY CENTER, THE			1	100%	1
HUNEYCUTT FAMILY PRACTICE			1	100%	1
Long Beach Care Center			1	100%	1
JACKSON MADISON CO. GEN. HOSPITAL			1	100%	1
FLORIDA HOME HEALTH			1	100%	1
Mason Health and Rehab		1			1
Kroger 670 - The Little Clinic Powell		1			1
LRHS Pablo Urgent Care		1			1
NEW ERA COMMUNITY HEALTH CENTER LLC		1			1
CARLTON SHORES HEALTH AND REHABILITATION CENTER			1	100%	1
HEALTH FIRST HOME CARE		1			1
EILEEN TURBESSI MD PA		1			1
WY RETIREMENT CENTER		1			1
Indian Oaks Living Center		1			1
SYNERGENE LABORATORY			1	100%	1
FAMILY PHYSICIANS OF WINTER PARK, INC			1	100%	1
NULL			1	100%	1
STUDENT HEALTH CENTER			1	100%	1
ARNOLD PALMER HOSPITAL LAB POCT		1			1
COVE AT THE MARBELLA,THE			1	100%	1
EXPRESS CARE OF LEESBURG			1	100%	1
BHS PHYSICIAN NETWORK			1	100%	1
SCRIPPS MERCY HOSPITAL			1	100%	1
CDR MAGUIRE - STUART MISSION			1	100%	1
GATEWAY FAMILY HEALTH CLINIC			1	100%	1
ST VINCENT'S AMBULATORY CARE INC			1	100%	1
HAWKEYE CARE CENTER DUBUQUE		1			1
ST LUKES SURGICAL AT THE VILLAGES INC			1	100%	1
Signature Healthcare of Fort Wayne		1			1
ENCOMPASS HEALTH REHABILITATION HOSPITAL OF UTAH		1			1
Erwin Health Care Center		1			1
MID FLORIDA BIOLOGICALS			1	100%	1
Hempfield Manor		1			1
LITTLE COMPANY OF MARY HOSPITAL			1	100%	1
LIFEGUARD AMBULANCE SERVICE LLC, TEXAS			1	100%	1

# COVID-19: testing by laboratory

Data through Apr 12, 2021 verified as of Apr 13, 2021 at 09:25 AM

Data in this report are provisional and subject to change.

The numbers in the table below represent the number of Florida and non-Florida residents for whom test results were received by the Department of Health. A person can be tested by more than one laboratory and can have both positive and negative results. **Therefore, the sum of the numbers in each column will be larger than the total number of people tested.**

Reporting lab	Inconclusive	Negative	Positive	Percent positive	Total
NEW HORIZON PRIMARY CARE LLC			1	100%	1
ELKTON TRANSITIONAL CARE CENTER		1			1
BRIAN C GRINER MD LLC			1	100%	1
Kroger 682 - The Little Clinic Combs and Gantzel		1			1
CLUB HEALTH AND REHABILITATION CENTER, THE		1			1
SHANDSCAIR FLIGHT PROGRAM			1	100%	1
Kroger 838 - The Little Clinic Fairborn		1			1
FLAGLER COUNTY BOARD OF COUNTY COMMISSIONERS			1	100%	1
SACRED HEART MEDICAL CENTER			1	100%	1
PATIENT FIRST - SICKLERVILLE		1			1
PINEVILLE PHARMACY			1	100%	1
PARK AVENUE DERMATOLOGY NORTH			1	100%	1
AURORA CONSOLIDATED LABORATORY			1	100%	1
BAXTER REGIONAL MEDICAL CENTER			1	100%	1
HOWELL BRANCH COURT			1	100%	1
COMMUNITY MEDICAL CARE			1	100%	1
METRO HEALTH HOSPITAL LABORATORY		1			1
The Center at Centennial			1	100%	1
ALLEGANY COUNTY DEPARTMENT OF HEALTH		1			1
Kroger 705 - The Little Clinic Richmond		1			1
CVS IL7142POCT LOCKPORT		1			1
TAYLOR COUNTY HEALTH DEPARTMENT			1	100%	1
Pelican Health Norfolk			1	100%	1
Kroger 532 - The Little Clinic Murfreesboro		1			1
Mission Arch Center		1			1
AVERA MEDICAL GROUP			1	100%	1
A.G. Rhodes		1			1
Excel Care Center			1	100%	1
Parkview Care Center			1	100%	1
GREYSTONE HOME HEALTH OF GREATER ORLANDO LLC		1			1
Metairie Healthcare Center			1	100%	1
LabCorp L#09258295 M#09258285			1	100%	1
TFH HOME HEALTH INC			1	100%	1
GRANITE FALLS LTC, LLC		1			1
CRUSADER COMMUNITY HEALTH			1	100%	1
BAPTIST EMERGENCY HOSPITAL - KELLY			1	100%	1
BASCOM PALMER-MICRO LAB			1	100%	1
Kroger 894 - The Little Clinic NEC		1			1
CONVENIENT URGENT CARE			1	100%	1
SCRIPTS PLUS INC DBA THE MEDICINE SHOP		1			1
PHOEBE SUMTER MEDICAL CENTER LABORATORY		1			1
WALGREENS #10308		1			1
Hillside Manor Rehabilitation and Extended Care Center		1			1
MINUTE CLINIC DIAGNOSTICS OF IN, LLC #6252		1			1
FLORHAM PARK ENDOSCOPY CENTER		1			1
CAREATC - WISCONSIN PIPE-FITTERS			1	100%	1
BROOKDALE AVONDALE (BU 04360)			1	100%	1

# COVID-19: testing by laboratory

Data through Apr 12, 2021 verified as of Apr 13, 2021 at 09:25 AM

Data in this report are provisional and subject to change.

The numbers in the table below represent the number of Florida and non-Florida residents for whom test results were received by the Department of Health. A person can be tested by more than one laboratory and can have both positive and negative results. **Therefore, the sum of the numbers in each column will be larger than the total number of people tested.**

Reporting lab	Inconclusive	Negative	Positive	Percent positive	Total
TWIN			1	100%	1
MEDICAL CITY DENTON			1	100%	1
C V S / PHARMACY #833		1			1
BEAUMONT HOSPITAL, GROSSE POINTE			1	100%	1
SIGNATURE HEALTHCARE OF BUCKHEAD		1			1
CHILDREN'S NATIONAL MEDICAL CENTER			1	100%	1
ADVANCED URGENT CARE PLLC		1			1
Wildwood Healthcare		1			1
Redwood Springs Healthcare			1	100%	1
SOUTHWEST FLORIDA DIVISION LAB			1	100%	1
A PATTERN MEDICAL CLINIC		1			1
CVS AZ9273POCT TUCSON			1	100%	1
MEDEXPRESS URGENT CARE - LODI		1			1
FLORIDA FAMILY LABORATORY		1			1
Kroger 805 - The Little Clinic Lewis Center		1			1
AFFILIATED LABORATORIES INC			1	100%	1
CTMD MEDICAL CENTER, PA			1	100%	1
DUKE UNIVERSITY MEDICAL CENTER			1	100%	1
KISSIMMEE HOME TRAINING		1			1
SOUTHWESTERN STATE HOSPITAL LABORATORY			1	100%	1
NEXTCARE NIFONG			1	100%	1
NORTH FLORIDA FAMILY MEDICINE			1	100%	1
Shoreline Care Center			1	100%	1
SUNSHINE PEDIATRICS OF LUTz			1	100%	1
SACRED HEART HEALTH SYSTEM- MIDWIFE PROGRAM			1	100%	1
UHS BINGHAMTON GENERAL			1	100%	1
COVENANT HOSPITAL HOBBS D/B/A COVENANT		1			1
MOBILE MEDICAL CLINIC			1	100%	1
BETHESDA DIALYSIS			1	100%	1
Greencroft Goshen		1			1
METROWEST MEDICAL CENTER - FRAMINGHAM			1	100%	1
MEMORIAL URGENT CARE CENTER -			1	100%	1
MINNESOTA HERITAGE HOUSE		1			1
FELD ENTERTAINMENT			1	100%	1
SEPULVEDA OUTPATIENT AND NURSING HOME CARE			1	100%	1
Kroger 410 - The Little Clinic Trinity		1			1
NEVADA DEPARTMENT OF HEALTH AND HUMAN SERVICES			1	100%	1
Kroger 395 - The Little Clinic Blanchester		1			1
Fairhope		1			1
WVU MEDICINE - WESTON			1	100%	1
CARING PROFESSIONAL HEALTH CARE LLC		1			1
Brown Memorial Home		1			1
Falmouth By The Sea			1	100%	1
SENCARE MANAGEMENT		1			1
KENNEDY BOULEVARD DIALYSIS			1	100%	1
PRIMARY CARE GROUP LLC		1			1
STANDIFER PLACE		1			1

# COVID-19: testing by laboratory

Data through Apr 12, 2021 verified as of Apr 13, 2021 at 09:25 AM

Data in this report are provisional and subject to change.

The numbers in the table below represent the number of Florida and non-Florida residents for whom test results were received by the Department of Health. A person can be tested by more than one laboratory and can have both positive and negative results. **Therefore, the sum of the numbers in each column will be larger than the total number of people tested.**

Reporting lab	Inconclusive	Negative	Positive	Percent positive	Total
MOSAIC MEDICAL CENTER MARYVILLE			1	100%	1
Monument Health Custer Care Center		1			1
MEDEXPRESS URGENT CARE-MEADVILLE			1	100%	1
Allen Health and Rehabilitation		1			1
PRACTITIONERS IN MOTION			1	100%	1
Victoria Manor		1			1
Southwest Louisiana Veterans Home			1	100%	1
NORTH FLORIDA CHILD DEVELOPMENT, INC			1	100%	1
Community Compassion Center of Batesville			1	100%	1
Waddell Nursing & Rehab Center		1			1
Avon Health Center		1			1
MODERN URGENT CARE			1	100%	1
NSUH AT SYOSSET		1			1
MEDEXPRESS NORTHSIDE			1	100%	1
ADVOCATE GOOD SAMARITAN			1	100%	1
STATE OF CALIFORNIA DOH SERVICES			1	100%	1
Mayfair Village Nursing Care Center		1			1
LANTANA HC LAB			1	100%	1
FLORIDA KEYS PED AND ADOLES CTR			1	100%	1
SHRIVERS PHARMACY AND WELLNESS CENTER			1	100%	1
SOUTHERN HILLS MEDICAL CENTER			1	100%	1
UUHC - REDSTONE HEALTH CENTER LABORATORY			1	100%	1
HAMILTON CI MAIN UNIT ANNEX/ WORK CAMP			1	100%	1
WINDSOR MANOR			1	100%	1
Kroger 523 - The Little Clinic Dickson			1	100%	1
WILLOW DALE WELLNESS VILLAGE APARTMENT		1			1
OCALA RKC EAST HEMO #1			1	100%	1
CARENOW LAKE WORTH			1	100%	1
GEORGETOWN URGENT CARE			1	100%	1
Garden View Care Center at Dougherty Ferry		1			1
UPMC NORTHWEST HOSPITAL			1	100%	1
Total	101,148	18,771,957	2,757,403	13%	21,630,508