

COVID-19: summary of cases and monitoring

Data through Apr 8, 2021 verified as of Apr 9, 2021 at 09:25 AM

Data in this report are provisional and subject to change.

Cases: people with positive PCR or antigen test result

Total cases	2,111,807
--------------------	------------------

Florida residents	2,072,053
-------------------	-----------

Non-Florida residents	39,754
-----------------------	--------

Type of testing

Florida residents	2,072,053
-------------------	-----------

Positive by BPHL/CDC	75,401
----------------------	--------

Positive by commercial/hospital lab	1,996,652
-------------------------------------	-----------

PCR positive	1,664,973
--------------	-----------

Antigen positive	407,080
------------------	---------

Non-Florida residents	39,754
-----------------------	--------

Positive by BPHL/CDC	936
----------------------	-----

Positive by commercial/hospital lab	38,818
-------------------------------------	--------

PCR positive	27,072
--------------	--------

Antigen positive	12,682
------------------	--------

Characteristics

Florida residents hospitalized	86,706
--------------------------------	--------

Florida resident deaths	33,968
-------------------------	--------

Non-Florida resident deaths	658
-----------------------------	-----

Hospitalized counts include anyone who was hospitalized at some point during their illness. It does not reflect the number of people currently hospitalized.

More information on deaths identified through death certificate data is available on the National Center for Health Statistics website at www.cdc.gov/nchs/nvss/vsrr/COVID19/index.htm.

Cases: people with positive PCR or antigen test result

Risk factors for Florida residents

Traveled	16,615
----------	--------

Contact with a known case	818,663
---------------------------	---------

Traveled and contact with a known case	22,740
--	--------

Neither	1,214,035
---------	-----------

No travel and no contact	246,997
--------------------------	---------

Travel is unknown	691,787
-------------------	---------

Contact is unknown	458,738
--------------------	---------

Contact is pending	441,223
--------------------	---------

Travel can be unknown and contact can be unknown or pending for the same case, these numbers will sum to more than the "neither" total.

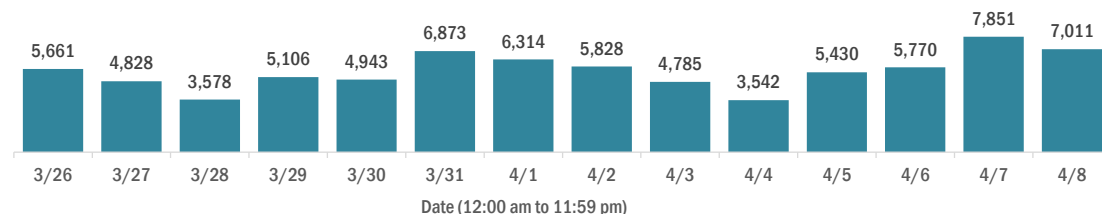
COVID-19: summary of laboratory testing

Data through Apr 8, 2021 verified as of Apr 9, 2021 at 09:25 AM

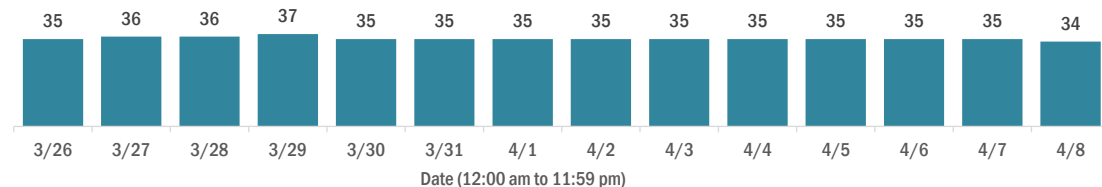
Data in this report are provisional and subject to change.

Cases in Florida residents per day for the past 2 weeks

Number of cases per day



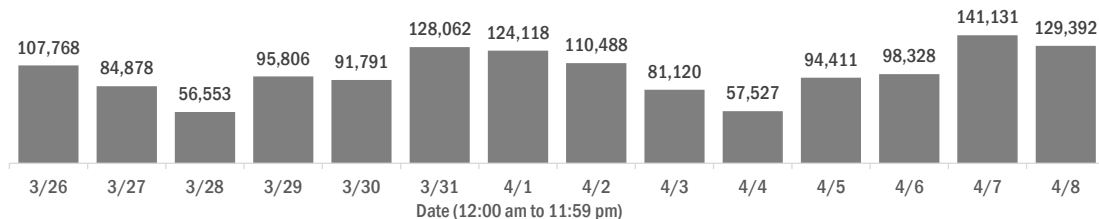
Median age of cases by day



Laboratory testing for Florida residents over the past 2 weeks

Number of Florida residents tested per day

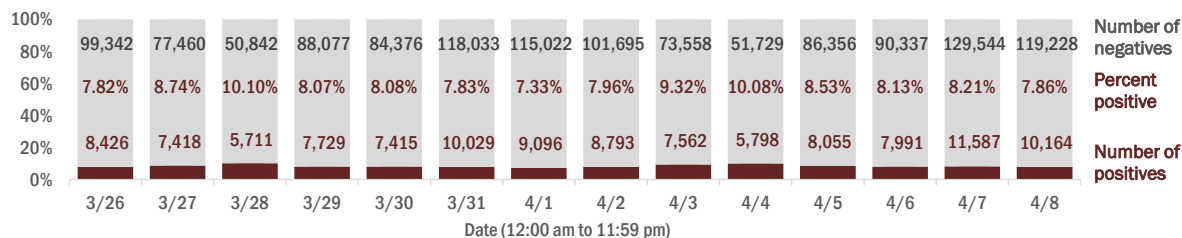
These counts include the number of people for whom the Department received PCR or antigen laboratory results by day. People tested on multiple days will be included for each day a new result was received. A person is only counted once for each day they are tested, regardless of whether multiple specimens are tested or multiple results are received.



Number and percent of Florida residents with positive test results

The percent of positive results ranged from 7.33% to 10.10% over the past 2 weeks and was 7.86% yesterday.

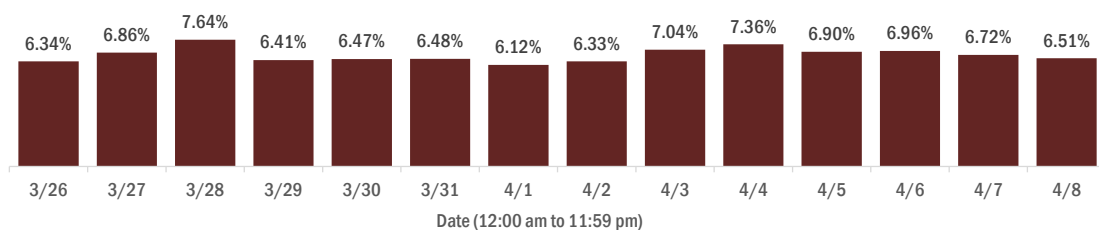
These counts include the number of people for whom the Department received PCR or antigen laboratory results by day. People tested on multiple days will be included for each day a new result was received. A person is only counted once for each day they are tested, regardless of whether multiple specimens are tested or multiple results are received. If a person has a positive specimen and a negative specimen in the same day, only the positive result is counted.



Percent positivity for new cases in Florida residents

The percent of positive results ranged from 6.12% to 7.64% over the past 2 weeks and was 6.51% yesterday.

This percent is the number of people who test PCR- or antigen-positive for the first time divided by all the people tested that day, excluding people who have previously tested positive.



COVID-19: characteristics of 2,072,053 Florida resident cases

Data through Apr 8, 2021 verified as of Apr 9, 2021 at 09:25 AM

Data in this report are provisional and subject to change.

Age group	Cases		Hospitalizations		Deaths	
0-4 years	42,544	2%	580	1%	1	0%
5-14 years	132,666	6%	569	1%	5	0%
15-24 years	321,502	16%	2,172	3%	45	0%
25-34 years	361,890	17%	4,229	5%	187	1%
35-44 years	321,985	16%	6,354	7%	525	2%
45-54 years	315,432	15%	9,819	11%	1,314	4%
55-64 years	272,241	13%	14,809	17%	3,692	11%
65-74 years	167,133	8%	18,082	21%	7,206	21%
75-84 years	92,167	4%	18,034	21%	10,319	30%
85+ years	43,196	2%	12,049	14%	10,674	31%
Unknown	1,297	0%	9	0%	0	0%
Total	2,072,053		86,706		33,968	

Gender	Cases	
Female	1,082,950	52%
Male	972,714	47%
Unknown	16,389	1%
Total	2,072,053	

Ethnicity	Cases		Hospitalizations		Deaths	
Hispanic	667,421	32%	22,058	25%	7,934	23%
Non-Hispanic	1,006,991	49%	60,587	70%	23,827	70%
Unknown	397,641	19%	4,061	5%	2,207	6%
Total	2,072,053		86,706		33,968	

Race and ethnicity	Cases		Hospitalizations		Deaths	
White	1,175,577	57%	56,869	66%	24,922	73%
Hispanic	445,471	21%	15,796	18%	6,360	19%
Non-Hispanic	643,869	31%	39,389	45%	17,453	51%
Unknown	86,237	4%	1,684	2%	1,109	3%
Black	272,661	13%	17,985	21%	5,423	16%
Hispanic	16,154	1%	767	1%	225	1%
Non-Hispanic	234,888	11%	16,851	19%	5,016	15%
Unknown	21,619	1%	367	0%	182	1%
Other race	317,662	15%	9,520	11%	2,655	8%
Hispanic	159,525	8%	5,012	6%	1,177	3%
Non-Hispanic	108,799	5%	4,075	5%	1,251	4%
Unknown	49,338	2%	433	0%	227	1%
Unknown race	306,153	15%	2,332	3%	968	3%
Hispanic	46,271	2%	483	1%	172	1%
Non-Hispanic	19,435	1%	272	0%	107	0%
Unknown	240,447	12%	1,577	2%	689	2%
Total	2,072,053		86,706		33,968	

Hospitalization counts include anyone who was hospitalized at some point during their illness. It does not reflect the number of people currently hospitalized. **Other race** includes any person with a race of American Indian/Alaskan native, Asian, native Hawaiian/Pacific Islander, or other.

COVID-19: deaths in Florida residents and staff of long-term care facilities

Data through Apr 8, 2021 verified as of Apr 9, 2021 at 09:25 AM

Data in this report are provisional and subject to change.

For current cases in residents or staff of long-term care facilities, please visit: <https://floridahealthcovid19.gov/>

County	Deaths		County	Deaths		County	Deaths	
Palm Beach	1064	10%	Okaloosa	163	1%	Gilchrist	21	0%
Dade	1005	9%	Hernando	158	1%	Madison	20	0%
Pinellas	891	8%	Osceola	142	1%	Flagler	17	0%
Broward	667	6%	Charlotte	134	1%	Gulf	17	0%
Hillsborough	573	5%	Indian River	121	1%	Wakulla	16	0%
Duval	434	4%	Clay	120	1%	Bradford	14	0%
Polk	426	4%	Leon	99	1%	Holmes	13	0%
Brevard	399	4%	Bay	89	1%	Washington	13	0%
Orange	399	4%	Jackson	88	1%	Baker	12	0%
Sarasota	395	4%	Highlands	86	1%	Jefferson	12	0%
Lee	344	3%	St. Johns	86	1%	Franklin	9	0%
Marion	329	3%	Santa Rosa	81	1%	Gadsden	9	0%
Volusia	292	3%	Alachua	77	1%	Lafayette	8	0%
Escambia	280	3%	Suwannee	61	1%	Levy	7	0%
St. Lucie	243	2%	Columbia	51	0%	Desoto	6	0%
Seminole	231	2%	Sumter	44	0%	Dixie	5	0%
Lake	229	2%	Putnam	39	0%	Monroe	5	0%
Pasco	222	2%	Nassau	34	0%	Taylor	3	0%
Manatee	193	2%	Hendry	29	0%	Hardee	2	0%
Collier	191	2%	Walton	29	0%	Hamilton	1	0%
Citrus	179	2%	Okeechobee	24	0%	Liberty	1	0%
Martin	171	2%	Calhoun	21	0%	Total	11,144	

Note: cases are summarized by the county of usual residence. Residents and staff may be cases associated with facilities that are not in their county of usual residence, resulting in cases being included below for counties that do not have facilities with known cases.

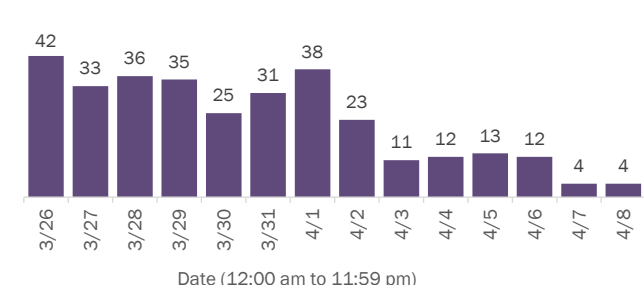
COVID-19: cases in Florida residents who have died

Data through Apr 8, 2021 verified as of Apr 9, 2021 at 09:25 AM

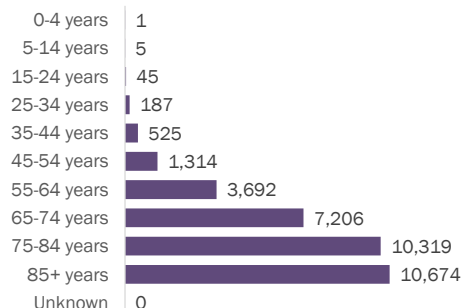
Data in this report are provisional and subject to change.

Demographics for all identified COVID-19 deaths: 33,968

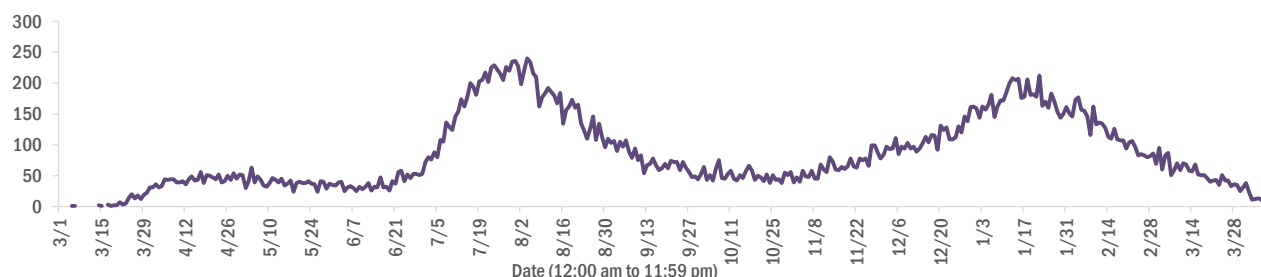
Deaths by date of death for the past 2 weeks



Deaths by age group



Deaths by date of death since March 2020



Age group	Deaths	Cases	Case fatality rate	Mortality rate per 100,000 population
0-4 years	1	42,544	0.0%	0.1
5-14 years	5	132,666	0.0%	0.2
15-24 years	45	321,502	0.0%	1.8
25-34 years	187	361,890	0.1%	6.6
35-44 years	525	321,985	0.2%	20.1
45-54 years	1,314	315,432	0.4%	47.2
55-64 years	3,692	272,241	1.4%	127.6
65-74 years	7,206	167,133	4.3%	296.9
75-84 years	10,319	92,167	11.2%	734.8
85+ years	10,674	43,196	24.7%	1848.2
Unknown	0	1,297	0.0%	
Total	33,968	2,072,053	1.6%	157.3

Race	Deaths	Cases	Case fatality rate	Mortality rate per 100,000 population
White	24,922	1,175,577	2.1%	149.3
Black	5,423	272,661	2.0%	148.3
Other	2,655	317,662	0.8%	213.4
Unknown	968	306,153	0.3%	
Total	33,968	2,072,053	1.6%	157.3

Gender	Deaths	Cases	Case fatality rate	Mortality rate per 100,000 population
Female	14,905	1,082,950	1.4%	135.0
Male	19,063	972,714	2.0%	180.5
Unknown	0	16,389	0.0%	
Total	33,968	2,072,053	1.6%	157.3

Ethnicity	Deaths	Cases	Case fatality rate	Mortality rate per 100,000 population
Hispanic	7,934	667,421	1.2%	139.7
Non-Hispanic	23,827	1,006,991	2.4%	149.7
Unknown	2,207	397,641	0.6%	
Total	33,968	2,072,053	1.6%	157.3

COVID-19: characteristics of 2,072,053 cases

Data through Apr 8, 2021 verified as of Apr 9, 2021 at 09:25 AM

Data in this report are provisional and subject to change.

Tables below include cases in Florida residents and non-Florida residents.

All 67 Florida counties have cases:

County	FL resident cases		Non-FL resident cases	Total cases	FL resident deaths	FL death rate
Dade	452,069	<div><div></div></div> 22%	5,849	457,918	5,954	1.3%
Broward	218,983	<div><div></div></div> 11%	2,640	221,623	2,717	1.2%
Palm Beach	132,886	<div><div></div></div> 6%	2,438	135,324	2,692	2.0%
Orange	125,765	<div><div></div></div> 6%	1,926	127,691	1,210	1.0%
Hillsborough	124,611	<div><div></div></div> 6%	1,073	125,684	1,634	1.3%
Duval	92,279	<div><div></div></div> 4%	1,539	93,818	1,321	1.4%
Pinellas	72,625	<div><div></div></div> 4%	1,830	74,455	1,565	2.2%
Lee	62,224	<div><div></div></div> 3%	2,200	64,424	937	1.5%
Polk	62,350	<div><div></div></div> 3%	457	62,807	1,271	2.0%
Osceola	40,131	<div><div></div></div> 2%	713	40,844	488	1.2%
Volusia	39,003	<div><div></div></div> 2%	706	39,709	738	1.9%
Brevard	37,586	<div><div></div></div> 2%	681	38,267	825	2.2%
Pasco	37,292	<div><div></div></div> 2%	326	37,618	702	1.9%
Manatee	34,962	<div><div></div></div> 2%	826	35,788	637	1.8%
Escambia	31,461	<div><div></div></div> 2%	3,639	35,100	671	2.1%
Collier	32,138	<div><div></div></div> 2%	1,266	33,404	505	1.6%
Seminole	30,830	<div><div></div></div> 1%	236	31,066	472	1.5%
Leon	29,728	<div><div></div></div> 1%	898	30,626	307	1.0%
Sarasota	28,891	<div><div></div></div> 1%	1,494	30,385	798	2.8%
Marion	29,358	<div><div></div></div> 1%	149	29,507	938	3.2%
Lake	26,976	<div><div></div></div> 1%	471	27,447	619	2.3%
St. Lucie	24,380	<div><div></div></div> 1%	179	24,559	602	2.5%
Alachua	23,505	<div><div></div></div> 1%	283	23,788	261	1.1%
St. Johns	21,251	<div><div></div></div> 1%	299	21,550	203	1.0%
Okaloosa	19,694	<div><div></div></div> 1%	210	19,904	356	1.8%
Bay	18,787	<div><div></div></div> 1%	766	19,553	376	2.0%
Santa Rosa	17,646	<div><div></div></div> 1%	232	17,878	279	1.6%
Clay	17,563	<div><div></div></div> 1%	48	17,611	331	1.9%
Hernando	12,675	<div><div></div></div> 1%	96	12,771	447	3.5%
Charlotte	11,777	<div><div></div></div> 1%	205	11,982	395	3.4%
Indian River	11,846	<div><div></div></div> 1%	106	11,952	289	2.4%
Martin	11,454	<div><div></div></div> 1%	219	11,673	311	2.7%
Citrus	10,407	<div><div></div></div> 1%	91	10,498	437	4.2%
Sumter	8,854	<div><div></div></div> 0%	102	8,956	263	3.0%
Nassau	7,602	<div><div></div></div> 0%	436	8,038	121	1.6%

County	FL resident cases		Non-FL resident cases	Total cases	FL resident deaths	FL death rate
Columbia	7,893	<div><div></div></div> 0%	37	7,930	164	2.1%
Highlands	7,790	<div><div></div></div> 0%	88	7,878	330	4.2%
Walton	6,644	<div><div></div></div> 0%	804	7,448	85	1.3%
Flagler	6,757	<div><div></div></div> 0%	95	6,852	102	1.5%
Monroe	6,224	<div><div></div></div> 0%	376	6,600	49	0.8%
Putnam	6,105	<div><div></div></div> 0%	21	6,126	136	2.2%
Jackson	6,023	<div><div></div></div> 0%	65	6,088	156	2.6%
Gadsden	5,542	<div><div></div></div> 0%	16	5,558	91	1.6%
Suwannee	5,220	<div><div></div></div> 0%	28	5,248	136	2.6%
Hendry	4,507	<div><div></div></div> 0%	18	4,525	77	1.7%
Desoto	4,108	<div><div></div></div> 0%	26	4,134	86	2.1%
Okeechobee	3,765	<div><div></div></div> 0%	52	3,817	87	2.3%
Unknown	370	<div><div></div></div> 0%	3,240	3,610	0	0.0%
Baker	3,377	<div><div></div></div> 0%	15	3,392	60	1.8%
Wakulla	3,272	<div><div></div></div> 0%	12	3,284	55	1.7%
Levy	3,174	<div><div></div></div> 0%	8	3,182	44	1.4%
Hardee	2,940	<div><div></div></div> 0%	15	2,955	42	1.4%
Bradford	2,922	<div><div></div></div> 0%	13	2,935	55	1.9%
Taylor	2,693	<div><div></div></div> 0%	5	2,698	45	1.7%
Washington	2,669	<div><div></div></div> 0%	20	2,689	50	1.9%
Holmes	2,187	<div><div></div></div> 0%	32	2,219	51	2.3%
Madison	2,011	<div><div></div></div> 0%	26	2,037	44	2.2%
Gulf	1,901	<div><div></div></div> 0%	23	1,924	42	2.2%
Union	1,781	<div><div></div></div> 0%	1	1,782	71	4.0%
Calhoun	1,663	<div><div></div></div> 0%	3	1,666	47	2.8%
Lafayette	1,607	<div><div></div></div> 0%	0	1,607	26	1.6%
Hamilton	1,577	<div><div></div></div> 0%	19	1,596	23	1.5%
Dixie	1,557	<div><div></div></div> 0%	3	1,560	23	1.5%
Gilchrist	1,522	<div><div></div></div> 0%	4	1,526	39	2.6%
Jefferson	1,412	<div><div></div></div> 0%	22	1,434	27	1.9%
Franklin	1,266	<div><div></div></div> 0%	33	1,299	18	1.4%
Liberty	1,059	<div><div></div></div> 0%	1	1,060	16	1.5%
Glades	926	<div><div></div></div> 0%	4	930	19	2.1%
Total	2,072,053		39,754	2,111,807	33,968	1.6%

COVID-19: characteristics of 2,072,053 Florida resident cases

Data through Apr 8, 2021 verified as of Apr 9, 2021 at 09:25 AM

Data in this report are provisional and subject to change.

The table below includes the cities and counties of residence for cases in Florida residents based on the patient's ZIP Code. Note that city is not always received as part of the initial notification and may be missing while the case is being investigated.

City and county	Cases
Miami, Dade	262,048
Orlando, Orange	92,950
Jacksonville, Duval	86,718
Tampa, Hillsborough	72,563
Hialeah, Dade	63,469
Fort Lauderdale, Broward	46,586
Hollywood, Broward	41,577
West Palm Beach, Palm Beach	32,284
Kissimmee, Osceola	30,895
Tallahassee, Leon	28,703
Homestead, Dade	27,634
Naples, Collier	27,161
Saint Petersburg, Pinellas	26,614
Pensacola, Escambia	26,186
Fort Myers, Lee	24,115
Bradenton, Manatee	22,814
Boca Raton, Palm Beach	22,804
Lakeland, Polk	21,662
Ocala, Marion	21,593
Pompano Beach, Broward	20,825
Gainesville, Alachua	18,722
Sarasota, Sarasota	17,884
Port Saint Lucie, St. Lucie	16,227
Lake Worth, Palm Beach	16,033
Cape Coral, Lee	15,811
Miami Beach, Dade	14,760
Miramar, Broward	14,244
Clearwater, Pinellas	14,202
Boynton Beach, Palm Beach	12,909
Coral Springs, Broward	12,856
Doral, Dade	12,693
Miami Gardens, Dade	12,071
Panama City, Bay	11,940
Saint Augustine, St. Johns	11,397
Melbourne, Brevard	10,757
Winter Haven, Polk	10,454
Lehigh Acres, Lee	10,101
Delray Beach, Palm Beach	9,975
Davie, Broward	9,749
Riverview, Hillsborough	9,559
Vero Beach, Indian River	9,122
Palm Bay, Brevard	8,748
New Port Richey, Pasco	8,631
Sunrise, Broward	8,609
Milton, Santa Rosa	8,518
Saint Cloud, Osceola	8,006
Fort Pierce, St. Lucie	7,993
Coral Gables, Dade	7,981
Largo, Pinellas	7,892
Daytona Beach, Volusia	7,858
Apopka, Orange	7,760
Plantation, Broward	7,662
Spring Hill, Hernando	7,555
North Miami Beach, Dade	7,460
Clermont, Lake	7,248
Davenport, Polk	7,238
Brandon, Hillsborough	7,195
Lake City, Columbia	7,178

COVID-19: characteristics of 2,072,053 Florida resident cases

Data through Apr 8, 2021 verified as of Apr 9, 2021 at 09:25 AM

Data in this report are provisional and subject to change.

The table below includes the cities and counties of residence for cases in Florida residents based on the patient's ZIP Code. Note that city is not always received as part of the initial notification and may be missing while the case is being investigated.

City and county	Cases
Orange Park, Clay	7,153
Sanford, Seminole	6,911
Weston, Broward	6,901
Jupiter, Palm Beach	6,839
Deltona, Volusia	6,763
Plant City, Hillsborough	6,672
Deerfield Beach, Broward	6,393
Winter Garden, Orange	6,203
Tamarac, Broward	5,876
Port Charlotte, Charlotte	5,755
Palm Coast, Flagler	5,682
Wesley Chapel, Pasco	5,500
Coconut Creek, Broward	5,497
Fort Walton Beach, Okaloosa	5,443
Stuart, Martin	5,401
Margate, Broward	5,356
Palm Beach Gardens, Palm Beach	5,304
Crestview, Okaloosa	5,250
Land O Lakes, Pasco	5,218
Deland, Volusia	5,173
Winter Park, Orange	5,141
Palm Harbor, Pinellas	5,093
Wellington, Palm Beach	5,047
Oviedo, Seminole	5,028
Palmetto, Manatee	4,992
Altamonte Springs, Seminole	4,683
Lutz, Hillsborough	4,666
Port Orange, Volusia	4,595
Miami Lakes, Dade	4,570
Opa Locka, Dade	4,568
Valrico, Hillsborough	4,415
Haines City, Polk	4,409
Brooksville, Hernando	4,403
North Port, Sarasota	4,382
Middleburg, Clay	4,340
Venice, Sarasota	4,304
Hallandale, Broward	4,300
Pembroke Pines, Broward	4,258
Punta Gorda, Charlotte	4,250
Sebring, Highlands	4,200
The Villages, Sumter	4,172
Ocoee, Orange	4,160
Leesburg, Lake	4,153
Live Oak, Suwannee	4,052
Saint Johns, St. Johns	4,002
Arcadia, Desoto	4,000
Seminole, Pinellas	3,987
Zephyrhills, Pasco	3,959
Ormond Beach, Volusia	3,958
Bonita Springs, Lee	3,925
Okeechobee, Okeechobee	3,752
Pinellas Park, Pinellas	3,751
Navarre, Santa Rosa	3,688
Windermere, Orange	3,647
Longwood, Seminole	3,617
North Lauderdale, Broward	3,605
North Miami, Dade	3,590
Ruskin, Hillsborough	3,539
Immokalee, Collier	3,538

COVID-19: characteristics of 2,072,053 Florida resident cases

Data through Apr 8, 2021 verified as of Apr 9, 2021 at 09:25 AM

Data in this report are provisional and subject to change.

The table below includes the cities and counties of residence for cases in Florida residents based on the patient's ZIP Code. Note that city is not always received as part of the initial notification and may be missing while the case is being investigated.

City and county	Cases
Cocoa, Brevard	3,494
Gulf Breeze, Santa Rosa	3,319
Niceville, Okaloosa	3,282
Casselberry, Seminole	3,182
Cantonment, Escambia	3,157
Lake Worth Beach, Palm Beach	3,144
Key West, Monroe	3,091
Titusville, Brevard	3,068
Port Richey, Pasco	3,064
Panama City Beach, Bay	3,064
Jacksonville Beach, Duval	3,054
Hudson, Pasco	3,019
Dade City, Pasco	2,975
Quincy, Gadsden	2,960
Oakland Park, Broward	2,939
Crawfordville, Wakulla	2,934
North Fort Myers, Lee	2,922
Winter Springs, Seminole	2,907
Bartow, Polk	2,886
Aventura, Dade	2,864
Lake Mary, Seminole	2,851
Palatka, Putnam	2,821
New Smyrna Beach, Volusia	2,801
Kissimmee, Polk	2,770
Cutler Ridge, Dade	2,757
Fernandina Beach, Nassau	2,752
Auburndale, Polk	2,746
Green Cove Springs, Clay	2,737
Merritt Island, Brevard	2,713
Lake Wales, Polk	2,680
Ponte Vedra Beach, St. Johns	2,664
Tarpon Springs, Pinellas	2,628
Parkland, Broward	2,550
Perry, Taylor	2,525
Inverness, Citrus	2,495
Belle Glade, Palm Beach	2,481
Lynn Haven, Bay	2,476
Eustis, Lake	2,416
Marianna, Jackson	2,407
Wimauma, Hillsborough	2,400
Loxahatchee, Palm Beach	2,398
Cooper City, Broward	2,380
Royal Palm Beach, Palm Beach	2,365
Dunedin, Pinellas	2,355
Clewiston, Hendry	2,348
Esterro, Lee	2,342
Santa Rosa Beach, Walton	2,325
Fleming Island, Clay	2,318
Holiday, Pasco	2,309
Sarasota, Manatee	2,204
Key Biscayne, Dade	2,201
Parrish, Manatee	2,165
Rockledge, Brevard	2,145
Odessa, Hillsborough	2,117
Defuniak Springs, Walton	2,099
Chipley, Washington	2,076
Riviera Beach, Palm Beach	2,067
Palm City, Martin	2,066
Mount Dora, Lake	2,045

COVID-19: characteristics of 2,072,053 Florida resident cases

Data through Apr 8, 2021 verified as of Apr 9, 2021 at 09:25 AM

Data in this report are provisional and subject to change.

The table below includes the cities and counties of residence for cases in Florida residents based on the patient's ZIP Code. Note that city is not always received as part of the initial notification and may be missing while the case is being investigated.

City and county	Cases
Destin, Okaloosa	2,020
Labelle, Hendry	2,016
Seffner, Hillsborough	1,989
Mulberry, Polk	1,984
Avon Park, Highlands	1,982
Starke, Bradford	1,979
Tavares, Lake	1,929
Groveland, Lake	1,857
Lithia, Hillsborough	1,841
Summerfield, Marion	1,841
Pinecrest, Dade	1,833
Maitland, Orange	1,812
Yulee, Nassau	1,809
Orange City, Volusia	1,786
Wauchula, Hardee	1,728
Sebastian, Indian River	1,683
Palmetto Bay, Dade	1,673
Maccleddy, Baker	1,653
Lady Lake, Lake	1,637
Callahan, Nassau	1,617
Dania, Broward	1,608
Homosassa, Citrus	1,598
Ponte Vedra, St. Johns	1,596
Carol City, Dade	1,584
Mayo, Lafayette	1,578
Missing, Dade	1,571
Crystal River, Citrus	1,565
Bonifay, Holmes	1,562
Coconut Grove, Dade	1,560
Edgewater, Volusia	1,492
Crossings, Dade	1,490
Oldsmar, Pinellas	1,482
Gibsonton, Hillsborough	1,479
Lake Placid, Highlands	1,473
Hobe Sound, Martin	1,461
Florida City, Dade	1,440
Pace, Santa Rosa	1,439
Apollo Beach, Hillsborough	1,438
Dover, Hillsborough	1,425
Sun City Center, Hillsborough	1,403
Debary, Volusia	1,389
Lake Butler, Union	1,381
Atlantic Beach, Duval	1,370
Palm Springs, Palm Beach	1,366
Dunnellon, Marion	1,353
Madison, Madison	1,333
Biscayne Park, Dade	1,311
Bellevue, Marion	1,296
Monticello, Jefferson	1,292
Alachua, Alachua	1,278
North Palm Beach, Palm Beach	1,274
Indiantown, Martin	1,256
Lantana, Palm Beach	1,249
Graceville, Jackson	1,234
South Miami, Dade	1,203
Safety Harbor, Pinellas	1,199
Century, Escambia	1,173
Williston, Levy	1,157
Newberry, Alachua	1,149

COVID-19: characteristics of 2,072,053 Florida resident cases

Data through Apr 8, 2021 verified as of Apr 9, 2021 at 09:25 AM

Data in this report are provisional and subject to change.

The table below includes the cities and counties of residence for cases in Florida residents based on the patient's ZIP Code. Note that city is not always received as part of the initial notification and may be missing while the case is being investigated.

City and county	Cases
Lecanto, Citrus	1,148
Jensen Beach, Martin	1,142
Ellenton, Manatee	1,132
Lauderhill, Broward	1,109
Satellite Beach, Brevard	1,109
El Portal, Dade	1,101
Beverly Hills, Citrus	1,096
Havana, Gadsden	1,095
Hilliard, Nassau	1,072
Freeport, Walton	1,068
Englewood, Charlotte	1,051
Wilton Manors, Broward	1,045
Blountstown, Calhoun	1,043
Wildwood, Sumter	1,039
Trenton, Gilchrist	1,039
Jasper, Hamilton	1,026
Nokomis, Sarasota	1,008
Key Largo, Monroe	994
Wewahitchka, Gulf	974
Frostproof, Polk	970
Hernando, Citrus	969
Bushnell, Sumter	968
Keystone Heights, Clay	962
Sanderson, Baker	952
Lauderdale Lakes, Broward	941
Mary Esther, Okaloosa	935
Medley, Dade	930
Polk City, Polk	930
Fellsmere, Indian River	929
Dunnellon, Citrus	921
Fisher Island, Dade	909
Everglades National Park, Dade	906
Shalimar, Okaloosa	898
Port Saint Joe, Gulf	896
Moore Haven, Glades	867
Marco Island, Collier	850
Coleman, Sumter	849
Cocoa Beach, Brevard	836
Minneola, Lake	820
Pahokee, Palm Beach	819
Bristol, Liberty	818
South Bay, Palm Beach	818
Cross City, Dixie	817
Chiefland, Levy	815
High Springs, Alachua	798
Trinity, Pasco	797
Fort Meade, Polk	797
Sorrento, Lake	791
Spring Hill, Pasco	780
Thonotosassa, Hillsborough	776
Fruitland Park, Lake	772
Englewood, Sarasota	770
Indialantic, Brevard	770
Glen Saint Mary, Baker	767
Marathon, Monroe	751
Southwest Ranches, Broward	736
Crescent City, Putnam	731
Chattahoochee, Gadsden	727
Miramar Beach, Walton	722

COVID-19: characteristics of 2,072,053 Florida resident cases

Data through Apr 8, 2021 verified as of Apr 9, 2021 at 09:25 AM

Data in this report are provisional and subject to change.

The table below includes the cities and counties of residence for cases in Florida residents based on the patient's ZIP Code. Note that city is not always received as part of the initial notification and may be missing while the case is being investigated.

City and county	Cases
Interlachen, Putnam	712
Umatilla, Lake	712
Olympia Heights, Dade	704
Fort Myers Beach, Lee	701
Uleta, Dade	701
Lake Alfred, Polk	684
Old Town, Dixie	681
Coral, Dade	679
Bowling Green, Hardee	679
West Melbourne, Brevard	678
Lawtey, Bradford	669
Jacksonville, St. Johns	666
Fort White, Columbia	652
Neptune Beach, Duval	646
Weeki Wachee, Hernando	646
Silver Springs, Marion	638
South Daytona, Volusia	630
Palm Beach, Palm Beach	605
Baker, Okaloosa	603
Surfside, Dade	599
Belle Isle, Orange	598
Bronson, Levy	591
Clearwater Beach, Pinellas	590
Gulfport, Pinellas	583
Bunnell, Flagler	578
Sneads, Jackson	554
Jay, Santa Rosa	548
Rotunda West, Charlotte	538
Mascotte, Lake	535
Carrabelle, Franklin	525
Hawthorne, Alachua	515
Oxford, Sumter	513
Oakland, Orange	504
Myakka City, Manatee	500
Cape Canaveral, Brevard	496
Mims, Brevard	495
Sweetwater, Dade	493
Cottdale, Jackson	492
Tavernier, Monroe	490
Molino, Escambia	487
Ocklawaha, Marion	483
Citra, Marion	482
Florida State University, Leon	480
Melbourne Beach, Brevard	480
Zolfo Springs, Hardee	477
Indian Harbour Beach, Brevard	476
Alva, Lee	471
Midway, Gadsden	470
Dundee, Polk	469
Flagler Beach, Flagler	467
Youngstown, Bay	466
Bal Harbour, Dade	465
East Palatka, Putnam	464
Celebration, Osceola	461
Altha, Calhoun	442
Bell, Gilchrist	442
Branford, Suwannee	432
Webster, Sumter	430
Missing, Volusia	425

COVID-19: characteristics of 2,072,053 Florida resident cases

Data through Apr 8, 2021 verified as of Apr 9, 2021 at 09:25 AM

Data in this report are provisional and subject to change.

The table below includes the cities and counties of residence for cases in Florida residents based on the patient's ZIP Code. Note that city is not always received as part of the initial notification and may be missing while the case is being investigated.

City and county	Cases
Apalachicola, Franklin	418
Haverhill, Palm Beach	402
De Leon Springs, Volusia	402
Archer, Alachua	398
Centerville, Leon	394
Eagle Lake, Polk	389
Osprey, Sarasota	382
West Miami, Dade	379
Missing, Orange	376
Hastings, St. Johns	375
Tequesta, Palm Beach	375
Floral City, Citrus	372
Raiford, Union	367
Holly Hill, Volusia	366
Grand Ridge, Jackson	364
Chuluota, Seminole	363
Ave Maria, Collier	359
Lake Park, Palm Beach	355
Pierson, Volusia	352
Grand Island, Lake	348
Greenville, Madison	332
Montverde, Lake	330
Indian Rocks Beach, Pinellas	326
Vernon, Washington	324
Gotha, Orange	323
Satsuma, Putnam	318
Malone, Jackson	317
Alafaya, Orange	316
Malabar, Brevard	316
Jennings, Hamilton	314
Sebastian, Brevard	310
Kenneth City, Pinellas	309
Bryceville, Nassau	307
Lake Panasoffkee, Sumter	305
Elkton, St. Johns	305
Fort McCoy, Marion	304
Eastpoint, Franklin	304
Reddick, Marion	303
Laurel Hill, Okaloosa	301
Melrose, Putnam	297
Westville, Holmes	295
Hallandale Beach, Broward	292
Valparaiso, Okaloosa	289
Lehigh, Lee	288
Winter Park, Seminole	288
Belleair, Pinellas	286
San Antonio, Pasco	284
Geneva, Seminole	283
O'Brien, Suwannee	281
Greenwood, Jackson	278
Anthony, Marion	278
Ponce De Leon, Holmes	273
Greenacres, Palm Beach	272
Morriston, Levy	269
South Pasadena, Pinellas	258
Inlet Beach, Walton	249
Fern Park, Seminole	248
Kindred, Osceola	247
Eglin Air Force Base, Okaloosa	247

COVID-19: characteristics of 2,072,053 Florida resident cases

Data through Apr 8, 2021 verified as of Apr 9, 2021 at 09:25 AM

Data in this report are provisional and subject to change.

The table below includes the cities and counties of residence for cases in Florida residents based on the patient's ZIP Code. Note that city is not always received as part of the initial notification and may be missing while the case is being investigated.

City and county	Cases
Sanibel, Lee	245
Fountain, Bay	242
University Of Central Fl, Orange	237
Weirsdale, Marion	237
Lee, Madison	237
Edgewood, Orange	236
White Springs, Hamilton	235
Longboat Key, Manatee	234
Southport, Bay	232
Islamorada, Monroe	229
Saint James City, Lee	228
Hosford, Liberty	226
Gretna, Gadsden	221
Poinciana, Polk	217
Astatula, Lake	216
Wellborn, Suwannee	215
Holt, Okaloosa	212
Mcdavid, Escambia	210
Lakewood Ranch, Manatee	209
Madeira Beach, Pinellas	207
Holmes Beach, Manatee	205
Howey-In-The-Hills, Lake	203
Juno Beach, Palm Beach	202
Micanopy, Alachua	198
Bay Harbor Islands, Dade	198
Babson Park, Polk	197
Atlantis, Palm Beach	193
Sopchoppy, Wakulla	191
Lake Helen, Volusia	191
Lauderdale By The Sea, Broward	191
Altoona, Lake	191
Azalea Park, Orange	190
Mcalpin, Suwannee	189
Cutler Bay, Dade	187
Alford, Jackson	187
Zellwood, Orange	184
The Villages, Marion	183
Center Hill, Sumter	180
The Villages, Lake	179
Odessa, Pasco	175
Viera, Brevard	173
Osteen, Volusia	173
Mangonia Park, Palm Beach	169
Summerland Key, Monroe	167
Hypoluxo, Palm Beach	166
University Of Miami, Dade	165
Bokeelia, Lee	163
Golden Beach, Dade	163
Caryville, Washington	161
Pomona Park, Putnam	160
Oak Hill, Volusia	157
Ponce Inlet, Volusia	156
University Of Fl, Alachua	156
Rocky Point, Hillsborough	155
Grant-Valkaria, Brevard	154
Lockhart, Orange	154
Lutz, Pasco	154
Bay Lake, Orange	150
Paisley, Lake	150

COVID-19: characteristics of 2,072,053 Florida resident cases

Data through Apr 8, 2021 verified as of Apr 9, 2021 at 09:25 AM

Data in this report are provisional and subject to change.

The table below includes the cities and counties of residence for cases in Florida residents based on the patient's ZIP Code. Note that city is not always received as part of the initial notification and may be missing while the case is being investigated.

City and county	Cases
Citrus Springs, Citrus	148
Sumterville, Sumter	147
Missing, Lee	147
Hollister, Putnam	147
Big Pine Key, Monroe	146
Hiawassee, Orange	144
Lady Lake, Sumter	139
Clair-Mel City, Hillsborough	139
Carrollwood, Hillsborough	138
Inglis, Levy	133
San Mateo, Putnam	131
Cloud Lake, Palm Beach	130
Christmas, Orange	130
Kendall, Dade	128
Baldwin, Duval	128
Lake Hamilton, Polk	127
Hampton, Bradford	126
West Park, Broward	126
Steinhatchee, Taylor	125
Apopka, Seminole	125
Clarksville, Calhoun	125
Matlacha, Lee	123
University Of Central Florida, Orange	121
Buena Ventura Lakes, Osceola	119
Belleair Beach, Pinellas	117
Placida, Charlotte	116
Lighthouse Point, Broward	115
Tierra Verde, Pinellas	115
Missing, Pinellas	114
Missing, St. Johns	113
Temple Terrace, Hillsborough	111
Saint Leo, Pasco	110
Barry University, Dade	109
Callaway, Bay	109
Dania Beach, Broward	109
Seville, Volusia	108
Panacea, Wakulla	106
Harmony, Osceola	106
Astor, Lake	104
Cedar Key, Levy	104
Missing, Sumter	104
Hurlburt Field, Okaloosa	104
City Of Sunrise, Broward	103
Bradenton Beach, Manatee	102
Lamont, Jefferson	102
Dinsmore, Duval	102
Canal Point, Palm Beach	102
Brooker, Bradford	101
Sunny Isles Beach, Dade	100
South Fort Myers, Lee	98
Tyndall Air Force Base, Bay	98
Fruit Cove, St. Johns	97
Barefoot Bay, Brevard	97
Florida Gulf Coast Univ, Lee	96
Florahome, Putnam	96
Waldo, Alachua	96
Bascom, Jackson	96
University Of South Florida, Hillsborough	95
Kathleen, Polk	95

COVID-19: characteristics of 2,072,053 Florida resident cases

Data through Apr 8, 2021 verified as of Apr 9, 2021 at 09:25 AM

Data in this report are provisional and subject to change.

The table below includes the cities and counties of residence for cases in Florida residents based on the patient's ZIP Code. Note that city is not always received as part of the initial notification and may be missing while the case is being investigated.

City and county	Cases
Pinetta, Madison	90
Maitland, Seminole	90
Crystal Beach, Pinellas	90
Lorida, Highlands	86
Missing, Marion	84
Ocean Ridge, Palm Beach	83
Princeton, Dade	83
Missing, Lake	82
Fort Denaud, Hendry	82
F M, Lee	81
Yalaha, Lake	79
Boca Grande, Lee	78
Missing, St. Lucie	77
Saint Pete Beach, Pinellas	77
Welaka, Putnam	76
Eatonville, Orange	76
Patrick Air Force Base, Brevard	75
Palma Ceia, Hillsborough	74
Avon Park, Polk	73
Campbellton, Jackson	72
Cudjoe Key, Monroe	71
North Venice, Sarasota	70
Air Mail Facility, Dade	69
Ochopee, Collier	69
Anna Maria, Manatee	67
Greensboro, Gadsden	66
Missing, Duval	64
Stock Island, Monroe	64
Missing, Pasco	63
Miami Springs, Dade	62
Reunion, Osceola	62
Missing, Palm Beach	62
North Redington Beach, Pinellas	61
Treasure Island, Pinellas	61
Northdale, Hillsborough	60
Mexico Beach, Bay	60
Bonita Beach, Lee	59
Georgetown, Putnam	59
Destin, Walton	59
Micco, Brevard	58
Orlando, Seminole	58
Felda, Hendry	58
Bellview, Escambia	57
Duette, Manatee	57
Okahumpka, Lake	56
Missing, Santa Rosa	54
Miami, Unknown	54
University Of Tampa, Hillsborough	54
Miromar Lakes, Lee	54
Lake Suzy, Desoto	53
Walnut Hill, Escambia	53
Ona, Hardee	53
Enterprise, Volusia	53
Orlando, Dade	52
Heathrow, Seminole	52
Singer Island, Palm Beach	52
Town N Country, Hillsborough	50
Palm Beach Shores, Palm Beach	49
Terra Ceia, Manatee	49

COVID-19: characteristics of 2,072,053 Florida resident cases

Data through Apr 8, 2021 verified as of Apr 9, 2021 at 09:25 AM

Data in this report are provisional and subject to change.

The table below includes the cities and counties of residence for cases in Florida residents based on the patient's ZIP Code. Note that city is not always received as part of the initial notification and may be missing while the case is being investigated.

City and county	Cases
Salt Springs, Marion	49
Aloma, Orange	49
Intercession City, Osceola	48
Green Acres, Palm Beach	48
Cinco Bayou, Okaloosa	47
Highland City, Polk	45
Orlando, Osceola	45
Sewalls Point, Martin	45
Florida International Univ, Dade	45
Florence Villa, Polk	45
Waverly, Polk	44
Ebro, Washington	43
Manalapan, Palm Beach	43
Missing, Broward	43
Kenansville, Osceola	43
Eaton Park, Polk	43
Naranja, Dade	43
Gulf Breeze, Escambia	43
Key Colony Beach, Monroe	43
Lacoochee, Pasco	42
Stetson University, Volusia	42
Bayonet Point, Pasco	42
Village Wellington, Palm Beach	42
Village Of Wellington, Palm Beach	42
Miami, Broward	41
Saint Johns, Duval	40
Cortez, Manatee	40
Florida A And M University, Leon	38
Orlando, Broward	38
Orlando, Volusia	37
Ponte Vedra, Duval	37
Missing, Hillsborough	37
Miami Shores, Dade	37
Tice, Lee	36
Hialeah Gardens, Dade	36
Highland Beach, Palm Beach	36
Lakeshore, Polk	36
Orlando, Polk	36
Pasadena, Pinellas	36
North Bay Village, Dade	35
Bay Pines, Pinellas	35
Siesta Key, Sarasota	34
Flemington, Marion	34
Lulu, Columbia	34
Bonaventure, Broward	34
Eloise, Polk	33
Sugarloaf Key, Monroe	33
Venus, Highlands	33
Missing, Seminole	33
Univ Of FI Student Dorms, Alachua	33
Dowling Park, Suwannee	33
Jupiter, Martin	33
Hallandale Beach, Broward	33
Palm Shores, Brevard	33
Ridge Manor, Pasco	33
Homeland, Polk	33
Lealman, Pinellas	32
Bayshore Gardens, Manatee	32
Davenport, Osceola	32

COVID-19: characteristics of 2,072,053 Florida resident cases

Data through Apr 8, 2021 verified as of Apr 9, 2021 at 09:25 AM

Data in this report are provisional and subject to change.

The table below includes the cities and counties of residence for cases in Florida residents based on the patient's ZIP Code. Note that city is not always received as part of the initial notification and may be missing while the case is being investigated.

City and county	Cases
Westlake, Palm Beach	32
Wekiva Springs, Seminole	32
Bagdad, Santa Rosa	32
Poinciana, Osceola	31
Nocatee, Desoto	30
Saint Marks, Wakulla	30
South Palm Beach, Palm Beach	30
Mcintosh, Marion	30
Kinard, Calhoun	30
Pine Hills, Orange	30
Penney Farms, Clay	30
City Of Westlake, Palm Beach	30
Alturas, Polk	30
Chokoloskee, Collier	29
Bonita Springs, Collier	29
Horseshoe Beach, Dixie	28
Pensacola Beach, Santa Rosa	28
Little Torch Key, Monroe	28
Orlando, Hillsborough	28
Westchase, Hillsborough	28
Indian Lake Estates, Polk	28
Homosassa Springs, Citrus	27
Missing, Manatee	27
Florida State, Leon	27
Caryville, Holmes	27
Palmdale, Glades	26
Long Key, Monroe	26
Pembroke Park, Broward	26
Bradley, Polk	26
New Smyrna, Volusia	26
Fort Lauderdale, Dade	26
Pine Castle, Orange	26
Earleton, Alachua	25
Orange Lake, Marion	25
Missing, Monroe	25
Missing, Indian River	25
Tangerine, Orange	25
Archer, Levy	25
South Miami Heights, Dade	25
Sydney, Hillsborough	25
Labelle, Glades	24
Hawthorne, Putnam	24
Missing, Escambia	24
Santa Fe, Alachua	24
Goulds, Dade	24
Balm, Hillsborough	23
Wabasso, Indian River	23
Missing, Brevard	23
Bostwick, Putnam	23
Paxton, Walton	23
Wekiwa Springs, Seminole	23
Yankeetown, Levy	23
Sparr, Marion	23
Citrus Ridge, Indian River	22
Crystal Springs, Pasco	22
Wausau, Washington	22
Plymouth, Orange	22
Florida Dept Of Corrections, Union	22
Loughman, Polk	22

COVID-19: characteristics of 2,072,053 Florida resident cases

Data through Apr 8, 2021 verified as of Apr 9, 2021 at 09:25 AM

Data in this report are provisional and subject to change.

The table below includes the cities and counties of residence for cases in Florida residents based on the patient's ZIP Code. Note that city is not always received as part of the initial notification and may be missing while the case is being investigated.

City and county	Cases
Laud-By-The-Sea, Broward	22
Missing, Okaloosa	22
Kissimmee, Orange	22
La Crosse, Alachua	22
Boca Raton, Broward	22
Missing, Citrus	22
Tioga, Alachua	22
Sun City, Hillsborough	21
Florida International University, Dade	21
Union Park, Orange	21
Perdido Key, Escambia	21
Bonifay, Washington	21
Everglades City, Collier	21
Redington Shores, Pinellas	20
Fort Ogden, Desoto	20
Mango, Hillsborough	20
Ramrod Key, Monroe	20
Mexico Beach, Gulf	20
Indian River Shores, Indian River	20
Branford, Lafayette	20
High Springs, Gilchrist	19
Babcock Ranch, Lee	19
Trenton, Levy	19
Lowell, Marion	19
Lake Buena Vista, Orange	19
Buckingham, Lee	19
Candler, Marion	19
Parker, Bay	19
Champions Gate, Polk	19
Wildlight, Nassau	19
Orlando, Palm Beach	19
Forest City, Orange	18
Hollywood, Dade	18
Jensen Beach, St. Lucie	18
Brooksville, Pasco	18
Missing, Collier	18
Gulf Stream, Palm Beach	18
Goodland, Collier	18
Maxville, Duval	18
Nalcrest, Polk	18
Shady Hills, Pasco	17
Tallevast, Manatee	17
Webster, Hernando	17
Missing, Martin	17
Nichols, Polk	17
Graceville, Holmes	17
Johns Pass Village, Pinellas	17
West Panama City Beach, Bay	17
Trilby, Pasco	17
Wewahitchka, Calhoun	16
Daytona Beach Shores, Volusia	16
Otter Creek, Levy	16
Woodville, Leon	16
Golden Oak, Orange	16
Jacksonville, Unknown	16
Belleair Bluffs, Pinellas	16
Suwannee, Dixie	16
Mount Dora, Orange	16
Hernando Beach, Hernando	16

COVID-19: characteristics of 2,072,053 Florida resident cases

Data through Apr 8, 2021 verified as of Apr 9, 2021 at 09:25 AM

Data in this report are provisional and subject to change.

The table below includes the cities and counties of residence for cases in Florida residents based on the patient's ZIP Code. Note that city is not always received as part of the initial notification and may be missing while the case is being investigated.

City and county	Cases
Hutchinson Island, St. Lucie	16
Gulf Hammock, Levy	16
Florida State Univ Admin, Leon	16
White Springs, Columbia	15
Lakewood Ranch, Sarasota	15
Missing, Bay	15
Hillsboro Beach, Broward	15
Braden River, Manatee	15
Eau Gallie, Brevard	15
Lake Monroe, Seminole	15
Orlando, Lake	15
Orlando, Pinellas	15
Lake City, Suwannee	15
Winter Garden, Lake	15
Murdock, Charlotte	14
Saint Lucie West, St. Lucie	14
Watersound, Walton	14
Graham, Bradford	14
Village Of Palmetto Bay, Dade	14
Wahneta, Polk	14
Laurel Hill, Walton	14
Indian Creek Village, Dade	14
Copeland, Collier	14
Gonzalez, Escambia	13
Kingsley Lake, Bradford	13
Steinhatchee, Dixie	13
Roseland, Indian River	13
Virginia Gardens, Dade	13
Mount Plymouth, Lake	13
Choctaw Beach, Okaloosa	13
Long Boat Key, Manatee	13
Orlando, Brevard	13
Saint George Island, Franklin	13
Deer Island, Lake	13
Fort Charlotte, Charlotte	13
Hialeah, Unknown	12
East Lake, Marion	12
Alys Beach, Bay	12
Unknown, Dade	12
Miami Gardens, Broward	12
Orlando, Unknown	12
Missing, Putnam	12
Holder, Citrus	12
Elfers, Pasco	12
Durant, Hillsborough	12
Umatilla, Marion	12
Los Angeles, Dade	12
Pensacola Beach, Escambia	12
Rosemary Beach, Walton	12
Ozona, Pinellas	11
Cypress, Jackson	11
Naples, Lee	11
Babcock Ranch, Charlotte	11
Dade City, Hernando	11
Citrus Hills, Citrus	11
Leisure City, Dade	11
Greenville, Taylor	11
Missing, Unknown	11
Deerfield Beach, Palm Beach	11

COVID-19: characteristics of 2,072,053 Florida resident cases

Data through Apr 8, 2021 verified as of Apr 9, 2021 at 09:25 AM

Data in this report are provisional and subject to change.

The table below includes the cities and counties of residence for cases in Florida residents based on the patient's ZIP Code. Note that city is not always received as part of the initial notification and may be missing while the case is being investigated.

City and county	Cases
Captiva, Lee	11
Lake Como, Putnam	10
Missing, Polk	10
University Park, Manatee	10
Grandin, Putnam	10
Telogia, Liberty	10
Missing, Taylor	10
Gibsonia, Polk	10
Redington Beach, Pinellas	10
Passport, Unknown	10
Seacrest, Walton	10
Fanning Springs, Gilchrist	10
Briny Breezes, Palm Beach	10
Orlando, Duval	10
Orlando, Leon	10
Perrine, Dade	10
Forest City, Seminole	10
Haines Creek, Lake	10
Missing, Nassau	10
Lloyd, Jefferson	9
Lamont, Madison	9
Rubonia, Manatee	9
Saint Augustine, Duval	9
West Delray Beach, Palm Beach	9
Basinger, Okeechobee	9
Grant Valkaria, Brevard	9
Nobleton, Hernando	9
Day, Lafayette	9
Hialeah, Broward	9
Innovation, Pasco	9
Barberville, Volusia	9
Cottdendale, Washington	9
Scottsmoor, Brevard	9
Sea Ranch Lakes, Broward	9
Palma Sola, Manatee	9
Beverly Beach, Flagler	9
Saint Augustine Beach, St. Johns	9
Putnam Hall, Putnam	9
Ferndale, Lake	9
Fairfield, Marion	8
Fort Walton Beach, Unknown	8
Cross Creek, Alachua	8
Indian Shores, Pinellas	8
Palm City, St. Lucie	8
Seybold, Dade	8
Holt, Santa Rosa	8
White City, Gulf	8
Worthington Springs, Union	8
Pine Ridge, Citrus	8
Missing, Sarasota	8
Goldenrod, Seminole	8
Jerome, Collier	8
Ponce De Leon, Walton	8
Evinston, Alachua	8
Salem, Taylor	8
Orange Springs, Marion	8
Keystone Heights, Bradford	8
Ybor City, Hillsborough	8
Orlando, Pasco	7

COVID-19: characteristics of 2,072,053 Florida resident cases

Data through Apr 8, 2021 verified as of Apr 9, 2021 at 09:25 AM

Data in this report are provisional and subject to change.

The table below includes the cities and counties of residence for cases in Florida residents based on the patient's ZIP Code. Note that city is not always received as part of the initial notification and may be missing while the case is being investigated.

City and county	Cases
Longboat Key, Sarasota	7
Fernandina, Nassau	7
Missing, Flagler	7
Anastasia Island, St. Johns	7
Port Saint John, Brevard	7
Orange Park, Duval	7
Missing, Clay	7
Maitland, Volusia	7
Switzerland, St. Johns	7
Aripeka, Pasco	7
Valkaria, Brevard	7
Orlando, Alachua	7
Quail Heights, Dade	7
River Ranch, Polk	7
Okeechobee, Glades	7
Niceville, Walton	7
Fort Lauderdale, Unknown	7
Punta Gorda, Lee	6
Deland, Lake	6
Orlando, Flagler	6
Orlando, Marion	6
Sunny Hills, Washington	6
Shady Grove, Taylor	6
Missing, Walton	6
Labelle, Lee	6
Ridge Manor Estates, Sumter	6
Maitland, Hillsborough	6
Winter Park, Polk	6
Winderemere, Orange	6
Grove City, Charlotte	6
Coco River, Collier	6
Eglin, Okaloosa	6
Bruce, Holmes	6
East Rockland Key, Monroe	6
Mayport Naval Station, Duval	6
Lake Butler, Bradford	6
Bradenton, Sarasota	6
Inglis, Citrus	6
Maitland, Osceola	6
N/A, Unknown	6
Weirsdale, Lake	6
Morrison, Marion	6
Duck Key, Monroe	6
Newberry, Gilchrist	6
Orchid, Indian River	6
Pensacola, Unknown	6
Miccosukee, Leon	6
Glenwood, Volusia	6
Clarcona, Orange	5
Okeechobee, Osceola	5
Psl, Unknown	5
San Carlos Park, Lee	5
Pompano Beach, Unknown	5
University Of Central Fl, Hillsborough	5
Cape Haze, Charlotte	5
Bayou George, Bay	5
Boynton Beach, Broward	5
Missing, Osceola	5
Miramar, Dade	5

COVID-19: characteristics of 2,072,053 Florida resident cases

Data through Apr 8, 2021 verified as of Apr 9, 2021 at 09:25 AM

Data in this report are provisional and subject to change.

The table below includes the cities and counties of residence for cases in Florida residents based on the patient's ZIP Code. Note that city is not always received as part of the initial notification and may be missing while the case is being investigated.

City and county	Cases
Miami Gardens, Unknown	5
Kissimmee, Unknown	5
Fort Lauderdale, Palm Beach	5
Jacksonville Naval Air Station, Duval	5
Wakulla Springs, Wakulla	5
Ocoee, Lake	5
Okeechobee, Martin	5
Oneco, Manatee	5
Orlando, Manatee	5
Pompano Beach, Palm Beach	5
Island Grove, Alachua	5
Missing, Alachua	5
Miami Beach, Unknown	5
Alys Beach, Walton	5
Point Washington, Walton	5
University Of Central Fl, Martin	5
Williston, Marion	5
Ebro, Bay	5
Lake Worth, Broward	5
Westchester, Dade	5
Mid Florida, Seminole	5
Ocean Breeze, Martin	5
Port Salerno, Martin	5
Missing, Columbia	5
Missing, Highlands	5
Missing, Leon	5
Missing, Hernando	5
Milton, Escambia	5
Mayport, Duval	5
Inlet Beach, Bay	5
Pass, Unknown	5
Stuart, St. Lucie	5
Miami, Palm Beach	5
Live Oak, Madison	4
Loxahatchee Groves, Palm Beach	4
West Bradenton, Manatee	4
Port Charlotte, Unknown	4
Greenville, Jefferson	4
Marina Del Rey, Dade	4
Oklawaha, Marion	4
Glen Ridge, Palm Beach	4
Coconut Creek, Palm Beach	4
Orem, Palm Beach	4
Pensacola, Santa Rosa	4
Margate, Unknown	4
Melrose, Bradford	4
Los Angeles, Broward	4
Highland Park, Polk	4
Jacksonville, Dade	4
Sandestin, Walton	4
Seacrest, Bay	4
Pompano Beach, Dade	4
Bella Collina, Lake	4
Bonnie, Dade	4
Delray Beach, Broward	4
El Jobean, Charlotte	4
Marathon Shores, Monroe	4
Naples, Unknown	4
High Springs, Columbia	4

COVID-19: characteristics of 2,072,053 Florida resident cases

Data through Apr 8, 2021 verified as of Apr 9, 2021 at 09:25 AM

Data in this report are provisional and subject to change.

The table below includes the cities and counties of residence for cases in Florida residents based on the patient's ZIP Code. Note that city is not always received as part of the initial notification and may be missing while the case is being investigated.

City and county	Cases
Hinsdale, Manatee	4
Jonesville, Alachua	4
International Service Center, Dade	4
Indian Rock Beach, Pinellas	4
Hollywood, Unknown	4
Bowling Green, Polk	4
Cypress Gardens, Polk	4
Branford, Gilchrist	4
Clewiston, Palm Beach	4
Conch Key, Monroe	4
Lazy Lake, Broward	4
Lamont, Taylor	4
Wacissa, Jefferson	4
Sugarloaf, Monroe	4
Westville, Walton	3
Pembroke Lakes, Broward	3
Orlo Vista, Orange	3
Milligan, Okaloosa	3
Land O Lakes, Hillsborough	3
Lady Lake, Marion	3
Fisher Island, Unknown	3
Jacksonville , Duval	3
Homeless, Hillsborough	3
Bay Harbor Islands, Unknown	3
Brooklyn, Broward	3
Ft Pierce, St. Lucie	3
Chicago, Lee	3
Coraopolis, Citrus	3
Champions Gate, Osceola	3
Bristol, Calhoun	3
Jacksonville, Alachua	3
Stuart, Palm Beach	3
Sharpes, Brevard	3
Sorrento, Orange	3
North Fort Myers, Charlotte	3
Crestview, Walton	3
Cross Key, Monroe	3
Cape San Blas, Gulf	3
Apopka, Lake	3
Green Cove Springs, Duval	3
Fernandina Beach, Duval	3
Fpo, Duval	3
Mayport Naval Housing, Duval	3
Plantation Key, Monroe	3
North Miami Beach, Broward	3
Monticello, Madison	3
Samoset, Manatee	3
San Fernando, Unknown	3
Vernon, Bay	3
Julington Creek, St. Johns	3
Jupiter Island, Martin	3
Kathleen, Pasco	3
Miramar, Unknown	3
Marco Island, Lee	3
Alford, Washington	3
Altamonte Springs, Orange	3
Pass-A-Grille, Pinellas	3
Pembroke Pines, Unknown	3
Okeechobee, Highlands	3

COVID-19: characteristics of 2,072,053 Florida resident cases

Data through Apr 8, 2021 verified as of Apr 9, 2021 at 09:25 AM

Data in this report are provisional and subject to change.

The table below includes the cities and counties of residence for cases in Florida residents based on the patient's ZIP Code. Note that city is not always received as part of the initial notification and may be missing while the case is being investigated.

City and county	Cases
Ocean Reef Club, Monroe	3
Vero Beach, St. Lucie	3
Winter Park, Volusia	3
Inverness, Polk	3
Pass, Dade	3
Vero Beach, Brevard	3
Pp, Dade	3
Pp, Unknown	3
Wimauma, Manatee	3
Woodside, Broward	3
Brewton, Escambia	3
Apopka, Broward	3
Lake Harbor, Palm Beach	3
Lanark Village, Franklin	3
Maitland, Polk	3
Miami Shores, Broward	3
Pineland, Lee	3
Tampa Palms, Hillsborough	3
Tampa, Pinellas	3
Tarpon Springs, Pasco	3
Winter Garden, Seminole	3
Ludlam, Dade	3
Laurel, Sarasota	3
Jacksonville, Clay	3
Clermont, Orange	3
Clermont, Polk	3
Port Saint Lucie, Martin	3
Saint Augusaintine Beach, St. Johns	3
Palm Coast, Volusia	3
Missing, Jackson	3
West Palm Beach, Broward	3
Wildwood, Marion	3
Village Of Golf, Palm Beach	3
Saint Petersburg, Hillsborough	3
Loxahatchee, Broward	3
Miami, Orange	3
Lynbrook, Broward	3
Lake Geneva, Clay	3
Lake City, Duval	3
Lakeland, Hillsborough	3
Hallandale Beach, Unknown	3
Immokalee, Lee	3
Fort Myers, Unknown	3
Bradington, Manatee	3
Blountstown, Liberty	3
Blountstown, Jackson	2
Alligator Point, Franklin	2
Coconut Creek, Unknown	2
Crawfordville, Leon	2
Daytona Beach, Unknown	2
Eatonville, Lake	2
Hallandale Beach, Dade	2
Lutz, Pinellas	2
Los Angeles, Okaloosa	2
Louisville, Manatee	2
Lawtey, Union	2
Seven Springs, Pasco	2
University Of Central Florida, Brevard	2
Upper Key Largo, Monroe	2

COVID-19: characteristics of 2,072,053 Florida resident cases

Data through Apr 8, 2021 verified as of Apr 9, 2021 at 09:25 AM

Data in this report are provisional and subject to change.

The table below includes the cities and counties of residence for cases in Florida residents based on the patient's ZIP Code. Note that city is not always received as part of the initial notification and may be missing while the case is being investigated.

City and county	Cases
West Villages, Sarasota	2
Zellwood, Lake	2
Mount Pleasant, Gadsden	2
None, Dade	2
Navarre, Okaloosa	2
Phoenix, Lake	2
Bronx, Seminole	2
Doctors Inlet, Clay	2
Bonifay, Jackson	2
Bonnie, Duval	2
Bonnie, Sarasota	2
Fort Myers, Collier	2
Fort Pierce, Martin	2
Lake Helen, Orange	2
Lecanto, Marion	2
Maitland, Leon	2
Winter Park, Leon	2
Weston, Dade	2
West Palm Beach, Dade	2
Palm Springs North, Dade	2
Redland, Dade	2
Melrose, Alachua	2
Olustee, Baker	2
Orlando, Santa Rosa	2
Orlando, Charlotte	2
Maitland, Lake	2
Hialeah Lakes, Dade	2
Hialeah, Orange	2
Jan Phyl Village, Polk	2
Moore Haven, Hendry	2
Naples, Broward	2
Cassadaga, Volusia	2
Fort Walton Beach, Walton	2
Duke Field Air Force Station, Okaloosa	2
Dunnellon, Levy	2
Yalhala, Lake	2
University Of Central Florida, Palm Beach	2
University Of Central Florida, Pinellas	2
Provo, Broward	2
Portland, Unknown	2
Sumatra, Liberty	2
University Of Central Florida, Broward	2
Saint Teresa, Wakulla	2
West Point, Lee	2
Orlando, Okaloosa	2
Maitland, Pasco	2
Madison, Unknown	2
Ocala, Unknown	2
North Miami, Broward	2
Miamt, Dade	2
Florida Power & Light Co, Dade	2
Amelia City, Nassau	2
Apopka, Unknown	2
Alligator Point, Wakulla	2
Chipley, Jackson	2
Winter Springs, Orange	2
Windermere, Hillsborough	2
Venice, Dade	2
West Palm Beach, Unknown	2

COVID-19: characteristics of 2,072,053 Florida resident cases

Data through Apr 8, 2021 verified as of Apr 9, 2021 at 09:25 AM

Data in this report are provisional and subject to change.

The table below includes the cities and counties of residence for cases in Florida residents based on the patient's ZIP Code. Note that city is not always received as part of the initial notification and may be missing while the case is being investigated.

City and county	Cases
Orlando, Escambia	2
Pompano Beach, Osceola	2
Port Charlotte, Lee	2
Port St. Lucie, St. Lucie	2
Sand Lake, Orange	2
University Of Central Fl, Seminole	2
Union, Manatee	2
Swansea, Lee	2
At Large, Broward	2
Boys Ranch, Suwannee	2
Fort Pierce, Brevard	2
Graceville, Unknown	2
Eatonville, Polk	2
Longwood, Unknown	2
Miami, Martin	2
Mims, Volusia	2
Missing, Washington	2
New Port Richey, Hillsborough	2
Jena, Taylor	2
Labelle, Collier	2
Lauderhill, Unknown	2
Long Beach, Orange	2
Port Canaveral, Brevard	2
Sarasota, Unknown	2
Sunrise, Unknown	2
South Miami, Broward	2
Seguin, Unknown	2
Tampa, Broward	2
Tarpon Springs, Hillsborough	2
Monument, Broward	2
Oakland Park, Unknown	2
Orlando, St. Lucie	2
Marysville, Dade	2
Lake Clarke Shores, Palm Beach	2
Callahan, Duval	2
Dade City, Unknown	2
Cibolo, Orange	2
Claysville, Hernando	2
Crescent Beach, Sarasota	2
Fl State Univ Student, Leon	2
Defuniak Springs, Okaloosa	2
Defuniak Springs, Unknown	2
Noma, Holmes	2
Ormond Beach, Flagler	2
Panama City, Unknown	2
Pembroke Pines, Dade	2
Summerfield, Unknown	2
Tampa, Hernando	2
Saint Lucie Village, St. Lucie	2
Sebring, Desoto	2
Vero Beach, Unknown	2
Wauchula, Desoto	2
Yeehaw, Okeechobee	2
Jacksonville Naval Hospital, Duval	2
Hosford, Calhoun	2
Longview, Dade	2
Marina Del Rey, Broward	2
Melrose, Clay	2
Mesa, Unknown	2

COVID-19: characteristics of 2,072,053 Florida resident cases

Data through Apr 8, 2021 verified as of Apr 9, 2021 at 09:25 AM

Data in this report are provisional and subject to change.

The table below includes the cities and counties of residence for cases in Florida residents based on the patient's ZIP Code. Note that city is not always received as part of the initial notification and may be missing while the case is being investigated.

City and county	Cases
Aventura, Broward	2
000000, Unknown	2
Dfafs, Okaloosa	2
Fort Lauderdale, Alachua	2
Deerfield Beach, Unknown	2
Doral, Unknown	2
Alachua, Duval	2
Carl Fisher, Dade	2
Cross City, Taylor	2
Jupiter, Dade	2
Lakeland, Unknown	2
Micanopy, Marion	2
Port Saint Lucie, Palm Beach	2
Red Bay, Holmes	2
Saint Marys, Nassau	2
Sutton, Pasco	2
Tequesta, Martin	2
Windermere, Lake	2
Winter Garden, Duval	1
Woodbine, Nassau	1
West Apim Beach, Palm Beach	1
West Yarmouth, St. Lucie	1
Venetian Islands, Dade	1
Topsham, Manatee	1
Town Of Nocatee, St. Johns	1
Troy, Manatee	1
Unkn, Duval	1
Waipahu, Santa Rosa	1
Ward, Polk	1
Wellborn, Columbia	1
Sweetwater, Manatee	1
Syracuse, Polk	1
Tallahassee, Dade	1
Tamarac, Dade	1
Tampa, Unknown	1
Tavares, Orange	1
Suitland, Volusia	1
Sunbright, Palm Beach	1
Yulee, St. Johns	1
Zephyrhills, Hillsborough	1
Rileyville, Flagler	1
Saint Joseph, Volusia	1
Russellville, Bay	1
Sagamore Beach, Charlotte	1
Saint Augustine, Broward	1
Saint Cloud, Palm Beach	1
San Antonio, Orange	1
Sanford, Unknown	1
Seminole, Leon	1
Shalimar, Unknown	1
Shirley, Flagler	1
Prattville, Hillsborough	1
Prestonsburg, Bay	1
Quincy, Jackson	1
Rapid City, Broward	1
Petersburg, Manatee	1
Piasa, Putnam	1
Palmetto, Pasco	1
Parma, Manatee	1

COVID-19: characteristics of 2,072,053 Florida resident cases

Data through Apr 8, 2021 verified as of Apr 9, 2021 at 09:25 AM

Data in this report are provisional and subject to change.

The table below includes the cities and counties of residence for cases in Florida residents based on the patient's ZIP Code. Note that city is not always received as part of the initial notification and may be missing while the case is being investigated.

City and county	Cases
Pass-A-Grille Beach, Pinellas	1
Oldsmar, Hillsborough	1
Olean, Alachua	1
Other, Dade	1
Palm Beach Gardens, Unknown	1
Palmetto Bay, Palm Beach	1
Missing, Okeechobee	1
Monroe Township, Palm Beach	1
Monroe, Lee	1
Moore Haven, Okeechobee	1
Morrisville, Unknown	1
Missing, Levy	1
Myakka City, Sarasota	1
North Palm Beach, Orange	1
Northport, Sarasota	1
Oakland, Lee	1
New Middletown, Hillsborough	1
New Port Richey, Pinellas	1
New Port Richey, Unknown	1
Newberry, Marion	1
Newtown, Lake	1
Milford, Lee	1
Mckinney, Broward	1
Miamc, Dade	1
Matawan, Palm Beach	1
Ldhl, Broward	1
Longwood, Volusia	1
Lake Butler, Alachua	1
Knoxville, Bay	1
Kingsland, Nassau	1
Las Vegas, Palm Beach	1
Leesburg, Seminole	1
Lincoln, St. Lucie	1
Little Neck, Lee	1
Jupiter, St. Lucie	1
Kenilworth, Leon	1
Key West, Duval	1
Keys West, Unknown	1
Jacksonville, Orange	1
Jefferson, Dade	1
Jonesboro, Leon	1
Intrcsion Cty, Osceola	1
Inverness, Marion	1
Inwood, Broward	1
Irvine, Marion	1
Istachatta, Hernando	1
Homeless, Monroe	1
Homeless, Pinellas	1
Howell, Dade	1
Hudson, Hernando	1
Indian Rocks Beach, Duval	1
Indiantown, Palm Beach	1
Inglewood, Sarasota	1
Hernando, Marion	1
Hialeah, Collier	1
Helen, Bay	1
Hoclywsod, Dade	1
Holiday, Pinellas	1
Dallas, Hernando	1

COVID-19: characteristics of 2,072,053 Florida resident cases

Data through Apr 8, 2021 verified as of Apr 9, 2021 at 09:25 AM

Data in this report are provisional and subject to change.

The table below includes the cities and counties of residence for cases in Florida residents based on the patient's ZIP Code. Note that city is not always received as part of the initial notification and may be missing while the case is being investigated.

City and county	Cases
Dearborn, Broward	1
Deer Park, Dade	1
Carmel, Orange	1
Cedar Springs, Hernando	1
Caracas, Dade	1
Coconut Ck, Unknown	1
Chicago, Unknown	1
Alpharetta, Broward	1
O, Manatee	1
Acworth, Okaloosa	1
Apopka, Clay	1
Asheville, Highlands	1
Astoria, Broward	1
Atmore, Escambia	1
Bartow, Hardee	1
Brooklyn, Dade	1
Brooklyn, Lee	1
Bonnie, Broward	1
Boston, Broward	1
Bel Air, Collier	1
Downingtown, Broward	1
Downingtown, Hillsborough	1
Dpo, Santa Rosa	1
Dunedin, Unknown	1
Deerfield, Dade	1
Deland, Seminole	1
Dayton, Lake	1
Daytona Beach, Pinellas	1
Erie, Monroe	1
East Palatka, Hillsborough	1
Eastpoint, Leon	1
Deltona, Seminole	1
Fort Lauderdale, Leon	1
Fort Myers, Sarasota	1
Fort Pierce, Palm Beach	1
Fort White, Clay	1
Garden City, Alachua	1
Gaylord, Orange	1
Goodrich, Charlotte	1
Gotcha, Orange	1
Greensburg, Palm Beach	1
Hallandale, Unknown	1
Harpers Ferry, Palm Beach	1
Haines City, Osceola	1
Crossings, Unknown	1
Davenport, Lake	1
Davie, Unknown	1
Dayton, Orange	1
Dearborn Heights, Hillsborough	1
Edgewood, Broward	1
Elkton, Putnam	1
Chesterfield, Broward	1
Carteret, Polk	1
Cincinnati, Dade	1
Connellsville, Highlands	1
Armstrong, St. Johns	1
Atl, Brevard	1
Alva, Escambia	1
Andalusia, Escambia	1

COVID-19: characteristics of 2,072,053 Florida resident cases

Data through Apr 8, 2021 verified as of Apr 9, 2021 at 09:25 AM

Data in this report are provisional and subject to change.

The table below includes the cities and counties of residence for cases in Florida residents based on the patient's ZIP Code. Note that city is not always received as part of the initial notification and may be missing while the case is being investigated.

City and county	Cases
Arcadia, Highlands	1
Baker, Santa Rosa	1
Belleville, Palm Beach	1
Belmont, Santa Rosa	1
Blountstown, Broward	1
Bronson, Alachua	1
Brooker, Alachua	1
Bradenton, Clay	1
Brandon, Pinellas	1
Bonita, Lee	1
Bocaraten, Palm Beach	1
Middletown, Osceola	1
Missing, Gilchrist	1
Monroe, Hillsborough	1
Nantucket, Palm Beach	1
New Vernon, Palm Beach	1
Newark, Unknown	1
Mayaguez, Dade	1
Maccleddy, Duval	1
Mantua, Broward	1
Longwood, Broward	1
Lucedale, St. Lucie	1
Kure Beach, Monroe	1
Lakeland, Palm Beach	1
Jacksonville, Nassau	1
Hudson, Pinellas	1
Hoosick Falls, Broward	1
Indian Rock Beach, Palm Beach	1
Interlachen, Duval	1
Kechi, Orange	1
Fort Myers, Broward	1
Floral, Okaloosa	1
Forestville, Volusia	1
Gibson, Unknown	1
Gainesville, Okaloosa	1
Gainesville, Unknown	1
Greenbrier, Bay	1
Groveland, Orange	1
Hialeahgardens, Dade	1
Hiram, Leon	1
Windermere, Volusia	1
Wtixrat, Dade	1
Westlake Village, Unknown	1
White Plains, Broward	1
Whites Creek, Leon	1
Watersound, Bay	1
Unk, Duval	1
Ventura, Orange	1
University Of Central Florida, Lee	1
Trenton, Dixie	1
Unknown, Unknown	1
Toms River, Lee	1
Tourist, Dade	1
Seffner, Hillsborough	1
Seminole, Lee	1
Saint Petersburg, Charlotte	1
Puerto Rico, Unknown	1
Punta Gorda, Unknown	1
Randolph, Orange	1

COVID-19: characteristics of 2,072,053 Florida resident cases

Data through Apr 8, 2021 verified as of Apr 9, 2021 at 09:25 AM

Data in this report are provisional and subject to change.

The table below includes the cities and counties of residence for cases in Florida residents based on the patient's ZIP Code. Note that city is not always received as part of the initial notification and may be missing while the case is being investigated.

City and county	Cases
Rivera Beach, Palm Beach	1
Saint Augustine, Flagler	1
Sunrtise, Dade	1
Tallahassee, Madison	1
Stratford, Broward	1
Pembroke Pines, Orange	1
Pensacola, Sumter	1
Paducah, Manatee	1
Palm Coast, Unknown	1
Perth Amboy, Hillsborough	1
Port Orange, Brevard	1
Powell, Lee	1
Newberry, Levy	1
North Laud, Unknown	1
Ocala, Citrus	1
Ocoee, Unknown	1
Odessa, Dade	1
Oldsra, Manatee	1
Orlando, Jackson	1
Orlando, Lee	1
Dona Vista, Lake	1
East Setauket, Palm Beach	1
El Dorado, Palm Beach	1
Fleming Island, Duval	1
Fellsmere, Brevard	1
Crestview, Broward	1
Clearwater, Leon	1
Charlotte, Alachua	1
Dalecity, Okaloosa	1
Daytona Beach, Orange	1
Deerfield Beach, Polk	1
Crystal River, Marion	1
Crystal River, Unknown	1
Canton, Duval	1
Cantonment, Santa Rosa	1
Cape Coral, Unknown	1
Brunswick, Polk	1
Bryceville, Duval	1
Bradenton, Lee	1
Boca Raton, Dade	1
Boca Raton, Madison	1
Bogota, Unknown	1
Bal Harbour, Broward	1
Atlanta, Walton	1
Attalla, Broward	1
Auburn, Palm Beach	1
Autagaville, Broward	1
Apopka, Volusia	1
Alachua, Suwannee	1
Alafaya, Broward	1
Alafaya, Pinellas	1
Lake Forest, Collier	1
Key West, Palm Beach	1
Kilgore, Dade	1
Land O Lakes, Unknown	1
Lawton, Okaloosa	1
Levittown, Palm Beach	1
Lima, Manatee	1
Lima, Volusia	1

COVID-19: characteristics of 2,072,053 Florida resident cases

Data through Apr 8, 2021 verified as of Apr 9, 2021 at 09:25 AM

Data in this report are provisional and subject to change.

The table below includes the cities and counties of residence for cases in Florida residents based on the patient's ZIP Code. Note that city is not always received as part of the initial notification and may be missing while the case is being investigated.

City and county	Cases
Irmo, Unknown	1
Jacksonville, Baker	1
Jacksonville, Marion	1
Jupiter Inlet, Palm Beach	1
Jzx, Unknown	1
Maccleddy, Dixie	1
Madison, Jefferson	1
Maitland, Collier	1
Miami Dade, Unknown	1
Merrick, Palm Beach	1
Metter, Manatee	1
Miami, Osceola	1
Miamiardens, Unknown	1
Miamksaohes, Dade	1
Florida City, Unknown	1
Fort Lauderdale, Collier	1
Fort Myers, Alachua	1
Gainesville, Levy	1
Glen Cove, Unknown	1
Glen Saint Mary, Duval	1
Golden Oak, Hillsborough	1
Golf, Palm Beach	1
Great Neck, Dade	1
Greensboro, Leon	1
Immokalee, Walton	1
Orlando, Walton	1
Oviedo, Lake	1
Pensacola, Dade	1
Panomo City, Bay	1
Parrish, Sarasota	1
Orlando, St. Johns	1
Orem, Dade	1
Orlando, Citrus	1
Orlando, Collier	1
Orlando, Hernando	1
Plantation, Leon	1
Pooler, Broward	1
Port St. Lucie, Unknown	1
Punta Gorda, Sarasota	1
Putnam, Putnam	1
Ridgewood, Lee	1
Roayl Palm Beach, Palm Beach	1
Roseville, Broward	1
Rye, Palm Beach	1
Saint Petersburg, Bay	1
Ocala, Duval	1
North Porte, Unknown	1
Notrealville, Polk	1
Okeechobi, Unknown	1
North Brunswick, St. Lucie	1
North Grafton, Dade	1
North Lauderdale, Unknown	1
Morrisville, Palm Beach	1
Myrtle Beach, Broward	1
Nashville, Palm Beach	1
Mokena, Lee	1
Syracuse, Unknown	1
Tinley Park, Manatee	1
Twentynine Palms, Broward	1

COVID-19: characteristics of 2,072,053 Florida resident cases

Data through Apr 8, 2021 verified as of Apr 9, 2021 at 09:25 AM

Data in this report are provisional and subject to change.

The table below includes the cities and counties of residence for cases in Florida residents based on the patient's ZIP Code. Note that city is not always received as part of the initial notification and may be missing while the case is being investigated.

City and county	Cases
Waukesha, Volusia	1
Venezuela, Unknown	1
Surprise, Unknown	1
St Cloud, Orange	1
St Helena Is, Dade	1
San Marcos, Unknown	1
Vernon, Walton	1
West Miami, Unknown	1
Whippany, Volusia	1
Xifamk, Dade	1
Wilmington, Charlotte	1
Windermere, Alachua	1
Winfield, Hillsborough	1
Winter Garden, Unknown	1
Winter Park, Brevard	1
Winter Park, Unknown	1
Litchfield Park, Monroe	1
Littleton, St. Johns	1
Lake Worth, Unknown	1
Lake In The Hills, Broward	1
Indianapolis, Lee	1
Jupiter, Pinellas	1
Kansas City, Palm Beach	1
Gwynn Oak, Polk	1
Newaygo, Charlotte	1
North Port, Charlotte	1
New Canaan, Dade	1
Na, Dade	1
Missing, Franklin	1
Milford, Bay	1
Milford, Unknown	1
Melbourne, Volusia	1
Mattoon, Lee	1
Los Angeles, Orange	1
Maitland, Palm Beach	1
Marianna, Leon	1
Marianna, Washington	1
Mary Esther, Hillsborough	1
Eureka, Flagler	1
Evansville, Citrus	1
Crescent City, Marion	1
Crestview, Unknown	1
Denton, Broward	1
Destin, Bay	1
Clearwater, Hillsborough	1
Coal City, Pasco	1
Commerce Township, Manatee	1
Crawfordville, Alachua	1
Fort Lauderdale, Lee	1
Fort Worth, Broward	1
Franklin, Orange	1
Frostproof, Highlands	1
Gainesville, Palm Beach	1
Gainesville, Santa Rosa	1
Brewster, Palm Beach	1
Brownsville, Escambia	1
Bryant, Palm Beach	1
Bonnie, St. Johns	1
Belleair Bluffs, Unknown	1

COVID-19: characteristics of 2,072,053 Florida resident cases

Data through Apr 8, 2021 verified as of Apr 9, 2021 at 09:25 AM

Data in this report are provisional and subject to change.

The table below includes the cities and counties of residence for cases in Florida residents based on the patient's ZIP Code. Note that city is not always received as part of the initial notification and may be missing while the case is being investigated.

City and county	Cases
Celebration, Orange	1
Chicago, Broward	1
Choctaw Beach, Unknown	1
Austin, Dade	1
Apo, Collier	1
Big Torch Key, Monroe	1
Black, Holmes	1
Boca Raton, Lee	1
Bonifay, Unknown	1
8852 Teacher Ln, Pasco	1
Addison, Pasco	1
Apopka, Citrus	1
Apopka, Hillsborough	1
Arabi, Orange	1
Tampa, Duval	1
Surfside Beach, Orange	1
Summerdale, Escambia	1
Sun City Center, Lee	1
Tavares, Unknown	1
Temple, Palm Beach	1
Saint Charles, Orange	1
St Peterburg, Orange	1
Stiamk, Dade	1
Scottsdale, Brevard	1
Scottsdale, Palm Beach	1
Roswell, Bay	1
Ruskin, Dade	1
Ruskin, Manatee	1
Saint Petersburg, Duval	1
Saint Petersburg, Manatee	1
Port Saint Lucie, Marion	1
Port St Luice, Unknown	1
Pensacola Naval Hospital, Escambia	1
Pittsburgh, Alachua	1
Plymouth, Pasco	1
Okeechobee, Unknown	1
Oviedo, Orange	1
Pace, Escambia	1
Painted Post, Pasco	1
Palatka, Marion	1
Unknown, Duval	1
Upland, Manatee	1
Valrico, Polk	1
West Hollywood, Broward	1
Wakefield, Broward	1
Waverly, Duval	1
Wabasha, Clay	1
Winnetka, Dade	1
Winter Garden, Osceola	1
Winter Haven, Leon	1
Winter Haven, Osceola	1
Winter Park, Duval	1
Winter Park, Palm Beach	1
Winter Springs, Polk	1
Youngstown, Washington	1
Weston, Unknown	1
Wildwood, Lee	1
Willington, Lee	1
Colorado Springs, Unknown	1

COVID-19: characteristics of 2,072,053 Florida resident cases

Data through Apr 8, 2021 verified as of Apr 9, 2021 at 09:25 AM

Data in this report are provisional and subject to change.

The table below includes the cities and counties of residence for cases in Florida residents based on the patient's ZIP Code. Note that city is not always received as part of the initial notification and may be missing while the case is being investigated.

City and county	Cases
Conifer, Lee	1
Daniel Island, Bay	1
Clarksboro, Lee	1
Chiple, Holmes	1
El Paso, Unknown	1
Elbow Lake, Palm Beach	1
Eatonville, Seminole	1
Dunellen, Dade	1
Destin, Unknown	1
Diamond, Highlands	1
Doral, Broward	1
Altamonte, Orange	1
Alva, Collier	1
333, Unknown	1
Allentown, Putnam	1
Apple Creek, Citrus	1
Amelia Village, Nassau	1
Barefoot Beach, Lee	1
Battle Creek, Manatee	1
Avon, Manatee	1
Aventura, Osceola	1
Bryn Mawr, Palm Beach	1
Burkeville, Brevard	1
Camden Wyoming, Duval	1
Celebration, Palm Beach	1
Chattanooga, Dade	1
Bear Grass, Palm Beach	1
Azalea Park, Osceola	1
Boca Raton,, Palm Beach	1
Boston, Dade	1
Brewster, Volusia	1
FI State Lot, Leon	1
Fairless Hills, Broward	1
Everett, Dade	1
Fort Denaud, Glades	1
Fort Meyers, Lee	1
Fortlauderdale, Unknown	1
Fortwalton Beach, Okaloosa	1
Ft Pierce, Unknown	1
Garland, Orange	1
Hallandale Ben, Unknown	1
Havana, Leon	1
Hickory, Lee	1
Homeless, Dade	1
Homer, Escambia	1
Hilliard, Unknown	1
Jeffersonville, Broward	1
Knoxville, Escambia	1
Lake Mary, Lake	1
Longwood, Orange	1
Lehigh Cares, Lee	1
Live Oak, Columbia	1
Loganville, Orange	1
Lansdale, Lake	1
Lapeer, Manatee	1
Lauderdale Hill, Unknown	1
Missing, Wakulla	1
Monterey, Broward	1
Mumford, Manatee	1

COVID-19: characteristics of 2,072,053 Florida resident cases

Data through Apr 8, 2021 verified as of Apr 9, 2021 at 09:25 AM

Data in this report are provisional and subject to change.

The table below includes the cities and counties of residence for cases in Florida residents based on the patient's ZIP Code. Note that city is not always received as part of the initial notification and may be missing while the case is being investigated.

City and county	Cases
N/A, Duval	1
Naples, Alachua	1
Ocean City, Broward	1
Middleburg, Duval	1
Midland, Osceola	1
Missing, Hamilton	1
Miami, Charlotte	1
Miamii, Dade	1
Miami Garden, Unknown	1
Republic, Monroe	1
Richmond, Palm Beach	1
Ridgewood, Broward	1
Riverview, Manatee	1
Rochester, Broward	1
Roseland, Palm Beach	1
Porter Ranch, Dade	1
Raiford, Bradford	1
Ponte Vedra Beach, Orange	1
Port Orange , Volusia	1
Port Saint Lucie, Indian River	1
Palm City, Unknown	1
Plant City, Unknown	1
Pompano Beach, Alachua	1
Old Town, Gilchrist	1
Oviedo, Leon	1
Opa Locka, Polk	1
Orem, Sarasota	1
Orem, Unknown	1
Wilbur By The Sea, Volusia	1
Willowbrook, Lee	1
Wilmington, Pasco	1
Westerville, Hillsborough	1
Wilton Manors, Dade	1
Winston Salem, Unknown	1
Winter Garden, Hillsborough	1
Woodland Hills, Brevard	1
Youngstown, Calhoun	1
Yulee, Duval	1
San Antonio, Dade	1
San Diego, Unknown	1
Sandyport, Dade	1
Sanford, Palm Beach	1
Russellville, Hillsborough	1
Saint Augustine, Okaloosa	1
Steinhatchee, Alachua	1
Tampa, Escambia	1
Tampa, Manatee	1
Tangerine, Lake	1
University Of Central Florida, Hillsborough	1
University Of Central Fl, Pasco	1
Village Of Palm Springs, Palm Beach	1
Virginia Beach, Alachua	1
Webster, Pasco	1
Wekiva Springs, Orange	1
Union City, Bradford	1
Sebastian, Lake	1
Sumter Ville, Unknown	1
Tallahassee, Escambia	1
Springhill, Unknown	1

COVID-19: characteristics of 2,072,053 Florida resident cases

Data through Apr 8, 2021 verified as of Apr 9, 2021 at 09:25 AM

Data in this report are provisional and subject to change.

The table below includes the cities and counties of residence for cases in Florida residents based on the patient's ZIP Code. Note that city is not always received as part of the initial notification and may be missing while the case is being investigated.

City and county	Cases
Telluride, Lee	1
Tampa, Lee	1
South Otselic, Dade	1
Southampton, Palm Beach	1
Stockbridge, Leon	1
Sullivans Island, Dade	1
Pound Ridge, Leon	1
Richmond Heights, Dade	1
Ridge Manor, Hernando	1
Riverview, Pinellas	1
Rochester, Lee	1
Rosemary Beach, Bay	1
Saint Cloud, Orange	1
Sevierville, Dade	1
Saint Petersburg, Dade	1
San Juan, Osceola	1
San Pedro Sula, Dade	1
Sandy, Duval	1
Parlin, Broward	1
Ponce, Orange	1
Port Charlotte Fl, Unknown	1
Plant City, Hendry	1
Plant City, Pinellas	1
Plantation, Unknown	1
Orlando, Highlands	1
Opa Locka, Unknown	1
Orem, Nassau	1
Northville, Broward	1
Ocala, Indian River	1
Ocoee, Broward	1
Olando, Orange	1
Ocoee, Polk	1
Tinley Park, Lee	1
University Of Central Fl, Dade	1
Windermere, Polk	1
Winter Park, Lake	1
West Lafayette, Desoto	1
West Simsbury, Collier	1
Wayne, Dade	1
Winter, Pinellas	1
Downers Grove, St. Lucie	1
Delrey Beach, Palm Beach	1
Export, Palm Beach	1
Fdsf, Unknown	1
Felda, Palm Beach	1
Flagler Beach, Volusia	1
Flora, Lee	1
Fort Myers, Lake	1
Fresno, Pasco	1
Fruitland Park, Sumter	1
Fwb, Unknown	1
Gainesville, Marion	1
Gastonia, Polk	1
Clearwater, Highlands	1
Clermont, Unknown	1
Columbia, Orange	1
Coral Gables, Unknown	1
Coral Springs, Unknown	1
Crestview, Dade	1

COVID-19: characteristics of 2,072,053 Florida resident cases

Data through Apr 8, 2021 verified as of Apr 9, 2021 at 09:25 AM

Data in this report are provisional and subject to change.

The table below includes the cities and counties of residence for cases in Florida residents based on the patient's ZIP Code. Note that city is not always received as part of the initial notification and may be missing while the case is being investigated.

City and county	Cases
Dade City, Polk	1
Dania, Unknown	1
Darien, Pasco	1
Arcadia, Charlotte	1
Aspen, Palm Beach	1
Atlanta, Broward	1
Aurburndale, Polk	1
Aventura, Unknown	1
Azalea Park, Sarasota	1
Bartow, Unknown	1
Biscayne Park, Broward	1
Boca Roton, Unknown	1
Alpharetta, Alachua	1
Apalachicola, Leon	1
Brooksville, Columbia	1
Bryn Mawr, Collier	1
Canfield, Duval	1
Naugatuck, Lee	1
New Vernon, Sarasota	1
New York, Broward	1
Newport Beach, Palm Beach	1
North Adams, Manatee	1
North Little Rock, Palm Beach	1
Myakka, Duval	1
Missing, Baker	1
Middleburg, Unknown	1
Milford, Palm Beach	1
Milford, Polk	1
Minneapolis, Broward	1
Melbourne, Dade	1
Melbourne, Orange	1
Miami Beach, Palm Beach	1
Miami Granders, Dade	1
Johns Island, Wakulla	1
Killarney, Orange	1
Knoxville, Duval	1
Havanna, Gadsden	1
Jacksonville, Palm Beach	1
Hilliard, Dade	1
Hollywood, Leon	1
Holt, Unknown	1
Homestead, Monroe	1
Humble, Broward	1
Green, Clay	1
Greensburg, Orange	1
Greenville, Monroe	1
Gulf Shores, Escambia	1
Maitland, Unknown	1
Matlacha Island, Lee	1
Los Angeles, Polk	1
Lakeland, Pasco	1
Lakewood, Unknown	1
Lake City, Volusia	1
Orlando, Union	1
Ovido, Seminole	1
Oxford, Palm Beach	1
Opalocka, Dade	1
North Canton, Palm Beach	1
Oakland, Leon	1

COVID-19: characteristics of 2,072,053 Florida resident cases

Data through Apr 8, 2021 verified as of Apr 9, 2021 at 09:25 AM

Data in this report are provisional and subject to change.

The table below includes the cities and counties of residence for cases in Florida residents based on the patient's ZIP Code. Note that city is not always received as part of the initial notification and may be missing while the case is being investigated.

City and county	Cases
Ocala, Alachua	1
Okeechobee, St. Lucie	1
Miamf, Dade	1
Miami G, Dade	1
Miami, Collier	1
Miami, St. Lucie	1
New Richmond, Volusia	1
Rio Dell, Volusia	1
Rochelle, Volusia	1
Port Orange, Unknown	1
Port Saint Lucie, Orange	1
Princeton, Alachua	1
Provincetown, Collier	1
Panama City, Walton	1
Palm Coast, Duval	1
Perry, Leon	1
Perth Amboy, Monroe	1
Shannon, Collier	1
Soddy Daisy, Broward	1
Soldotna, Broward	1
Saint Cloud, Lee	1
Saint Johns, Orange	1
San Antonio, Sarasota	1
San Antonio, Unknown	1
Sanford, Volusia	1
South Burlington, Orange	1
Spring Park, Alachua	1
St John, Broward	1
Steinhatchee, Madison	1
Wheaton, Lee	1
Wesley Chapel, Alachua	1
Winter Park, Osceola	1
Wood River, Polk	1
Worcester, Palm Beach	1
Winter Park, Alachua	1
Wilmington, Broward	1
Tampa, Volusia	1
Tangerine, Seminole	1
Tewksbury, Orange	1
Virginia Beach, Hernando	1
Waco, Broward	1
Washington, Broward	1
Umatilla, Alachua	1
University Of Central Florida, Monroe	1
Toms River, Dade	1
Marshall, Palm Beach	1
Marianna, Calhoun	1
Lemoyne, Manatee	1
Los Angeles, Palm Beach	1
Lyndhurst, Broward	1
Magnolia Square, Osceola	1
Maitland, Alachua	1
Lake In The Hills, Columbia	1
Lake Placid, Alachua	1
Kingsland, Duval	1
Kissimmee, Brevard	1
Lawrence Township, Palm Beach	1
Las Vegas, Orange	1
Lake Worth Beach, Broward	1

COVID-19: characteristics of 2,072,053 Florida resident cases

Data through Apr 8, 2021 verified as of Apr 9, 2021 at 09:25 AM

Data in this report are provisional and subject to change.

The table below includes the cities and counties of residence for cases in Florida residents based on the patient's ZIP Code. Note that city is not always received as part of the initial notification and may be missing while the case is being investigated.

City and county	Cases
Lander, Citrus	1
Grassy Key, Monroe	1
Gainesville, Baker	1
Gilmer, Dade	1
Floral, Escambia	1
Estero, Collier	1
Jacksonville, Manatee	1
Haverford, Hillsborough	1
Herrin, Orange	1
Jamaica, Broward	1
Jupiter, Unknown	1
Jersey City, Polk	1
Bronx, Broward	1
Carol Stream, Orange	1
Castleberry, Escambia	1
Buffalo, Palm Beach	1
Bryant, Alachua	1
Apo, Pasco	1
Apopka, Flagler	1
99, Unknown	1
Alanson, Bay	1
Aollywoss, Dade	1
Boca Raton, Unknown	1
Bohealia, Lee	1
Blowing Rock, Polk	1
Belleair, Hillsborough	1
Dorchester, Orange	1
Fanning Springs, Levy	1
Fargo, Unknown	1
Felton, Manatee	1
Deland, Polk	1
Cumberland, Palm Beach	1
Dade City, Hillsborough	1
Dallas, Lee	1
De Leon Springs, Putnam	1
Dearborn, Lee	1
Clear Brook, Lee	1
Charlotte, Pasco	1
Crestview, Holmes	1
College Station, Lake	1
Columbus, Brevard	1
Cookeville, Seminole	1
Rye, Duval	1
Rex, Duval	1
Potomac, Palm Beach	1
Port Everglades, Broward	1
Plantation, Orange	1
Pompano Beach, Martin	1
Parker, Dade	1
Parker, Leon	1
Peoria, Unknown	1
Palm Coast, Polk	1
Pacifica, Dade	1
Orlando, Columbia	1
Orlando, Indian River	1
Orem, Broward	1
Ormond Beach, Unknown	1
Oviedo, Brevard	1
Orlando, Sarasota	1

COVID-19: characteristics of 2,072,053 Florida resident cases

Data through Apr 8, 2021 verified as of Apr 9, 2021 at 09:25 AM

Data in this report are provisional and subject to change.

The table below includes the cities and counties of residence for cases in Florida residents based on the patient's ZIP Code. Note that city is not always received as part of the initial notification and may be missing while the case is being investigated.

City and county	Cases
New Orleans, Palm Beach	1
Newark, Broward	1
Newburgh, Bay	1
North Pole, Seminole	1
North Port, Lee	1
Old Town, Alachua	1
Omaha, Palm Beach	1
Ona, Manatee	1
Oooooo, Unknown	1
Opa Locka, Broward	1
Orange Park , Duval	1
Ocoee, Osceola	1
Okeechobee, Broward	1
Navarre, Dade	1
Middlesburg, Duval	1
Zolfo Springs, Polk	1
Wells, Polk	1
Winter Garden, Pinellas	1
Yukon, Broward	1
Winter Park, Broward	1
Westbrook, Dade	1
Wichita, Volusia	1
Winder Garden, Orange	1
Windermere, Leon	1
Windermere, Osceola	1
Windermere, Seminole	1
Winter Garden, Broward	1
Venice, Unknown	1
Vernon, Unknown	1
Washington, Unknown	1
Weirton, Sarasota	1
Tulsa, Orange	1
Sun City Center, Hardee	1
Tiffin, Highlands	1
Tallahassee, Duval	1
Tallahassee, Unknown	1
Tampa, Palm Beach	1
Tavares, Marion	1
Temple Terrace, Pasco	1
Spring Hill , Hernando	1
Spring Hill, Dade	1
Starke, Clay	1
Stone Mountain, Palm Beach	1
Sodus, Charlotte	1
Shelton, Manatee	1
Saint Cloud, Unknown	1
Saint Johns, Unknown	1
Saint Petersburg, St. Lucie	1
Sandford, Seminole	1
Sarasota, Flagler	1
Saxis, Lee	1
Schenectady, Polk	1
Sebring, Lee	1
Leesburg, Marion	1
Lehigh Acres, Dade	1
Lewisburg, Pasco	1
Littleton, Dade	1
Los Angeles Ca, Unknown	1
Los Angeles, Hardee	1

COVID-19: characteristics of 2,072,053 Florida resident cases

Data through Apr 8, 2021 verified as of Apr 9, 2021 at 09:25 AM

Data in this report are provisional and subject to change.

The table below includes the cities and counties of residence for cases in Florida residents based on the patient's ZIP Code. Note that city is not always received as part of the initial notification and may be missing while the case is being investigated.

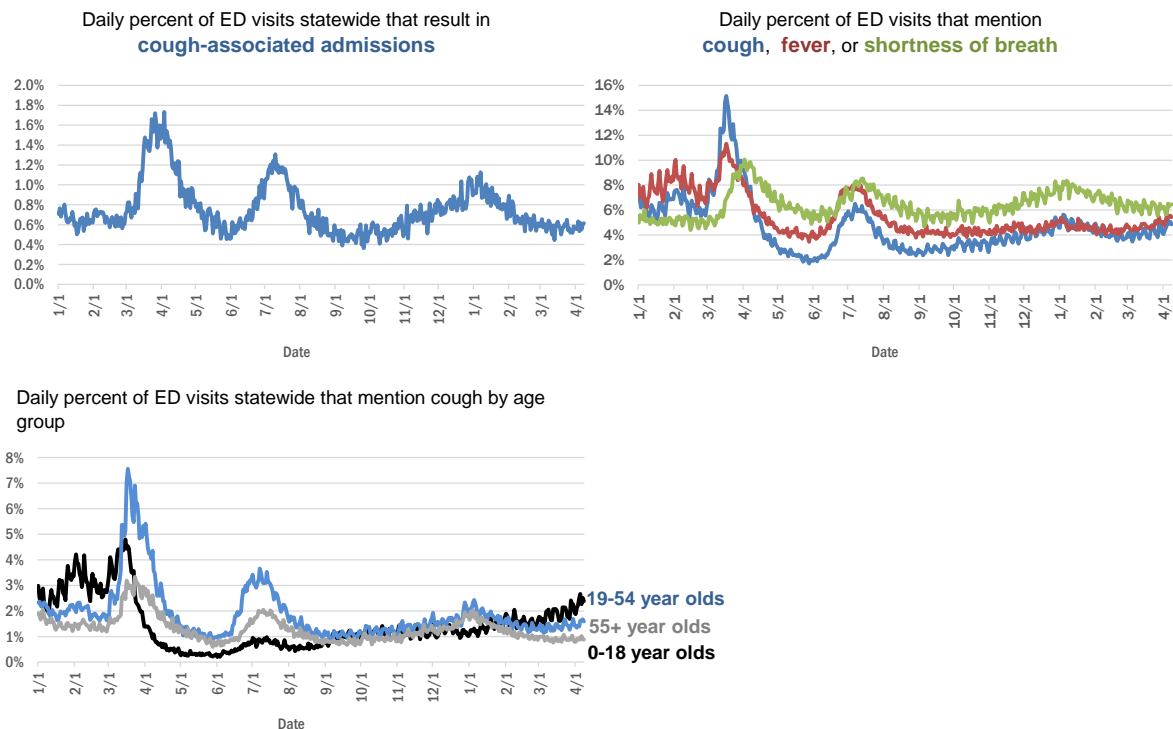
City and county	Cases
Maddill Air Force Base, Hillsborough	1
Miami Beach, Broward	1
Margate, Dade	1
Marshall, Dade	1
Mary Esther, Unknown	1
Medford, Palm Beach	1
Miami Lakes, Unknown	1
Miami, Hillsborough	1
Miami, Manatee	1
Harrison, Pinellas	1
Granada Hills, Broward	1
Guilford, Dade	1
Hailandale, Unknown	1
Homosassa, Hernando	1
Holly Ridge, Orange	1
Homeless, Polk	1
Largo, Unknown	1
Lake City, Hamilton	1
Jerusalem, St. Johns	1
La Grange, Dade	1
East Hampton, Palm Beach	1
Deland, St. Lucie	1
Deltona, Orange	1
Cartersville, Unknown	1
Cypress, Leon	1
Davenport, Orange	1
Fort Myers-, Lee	1
Fort Pierce, Unknown	1
Fort Myers, Manatee	1
Gainesville, Duval	1
Foley, Escambia	1
Columbus, Dade	1
Conway, Leon	1
Coventry, Broward	1
Clermont, Seminole	1
Clermont, Volusia	1
Clewiston, Glades	1
Bridgeport, Dade	1
Bronx, Palm Beach	1
Cambridge, Broward	1
Altoona, Marion	1
Anaheim, Unknown	1
Argyle, Walton	1
Athens, Duval	1
Bogota, Orange	1
Bradenton, Dade	1
Bradenton, Osceola	1
Total	2,072,053

COVID-19: additional surveillance information

Data through Apr 8, 2021 verified as of Apr 9, 2021 at 09:25 AM

Data in this report are provisional and subject to change.

Statewide emergency department (ED) chief complaint and admission data



The Electronic Surveillance System for the Early Notification of Community-Based Epidemics (ESSENCE-FL) includes chief complaint data from 211 of 211 Florida EDs. Data are transmitted electronically to ESSENCE-FL daily or hourly.

COVID-19: testing by laboratory

Data through Apr 8, 2021 verified as of Apr 9, 2021 at 09:25 AM

Data in this report are provisional and subject to change.

The numbers in the table below represent the number of Florida and non-Florida residents for whom test results were received by the Department of Health. A person can be tested by more than one laboratory and can have both positive and negative results. **Therefore, the sum of the numbers in each column will be larger than the total number of people tested.**

Reporting lab	Inconclusive	Negative	Positive	Percent positive	Total
CURATIVE LABS	15,532	1,679,510	259,609	13%	1,954,651
LABORATORY CORPORATION OF AMERICA	2,600	1,655,134	225,174	12%	1,882,908
QUEST DIAGNOSTICS	12,018	1,395,179	204,997	13%	1,612,194
BIO REFERENCE LABORATORIES, INC	7,568	956,150	184,167	16%	1,147,885
HELIX	9,528	694,117	121,496	15%	825,141
REALTOX LABS LLC	6,708	611,692	100,502	14%	718,902
NOMI_HEALTH	3,180	508,976	70,355	12%	582,511
RCA LABORATORY SERVICES, LLC/GENETWORX		450,572	49,483	10%	500,055
GENETWORX	661	390,598	32,987	8%	424,246
CDR MAGUIRE - HEALTH CARE CENTER		338,622	51,560	13%	390,182
PALM BEACH BALLPARK		305,907	33,006	10%	338,913
PWNHEALTH	1,878	261,602	35,463	12%	298,943
IMPACT HEALTH BIOMETRIC TESTING, INC	1,045	228,175	27,358	11%	256,578
EAST FLORIDA STATE COLLEGE - BREVARD		212,886	26,986	11%	239,872
BPHL-JACKSONVILLE	18	195,132	33,502	15%	228,652
ADVENTHEALTH LAB	99	176,500	22,613	11%	199,212
FULGENT DIAGNOSTICS LABORATORY	3,799	170,322	19,422	10%	193,543
NOMI HEALTH LAB SERVICES		172,678	19,959	10%	192,637
BPHL-MIAMI	225	154,537	25,950	14%	180,712
MAKO GENOMICS	8,089	144,311	26,524	15%	178,924
CB SMITH PARK		150,114	18,792	11%	168,906
MAYO CLINIC LABORATORIES	339	141,988	17,658	11%	159,985
BAYCARE LABORATORIES LLC	625	140,962	12,042	8%	153,629
ELABNETWORK	1,059	138,966	11,899	8%	151,924
MEMORIAL REGIONAL HOSPITAL SOUTH	31	120,980	24,462	17%	145,473
ORLANDO HEALTH SYSTEM	684	125,695	12,749	9%	139,128
AEGIS SCIENCES CORPORATION	1,172	117,785	19,273	14%	138,230
ASCENSION SACRED HEART HOSPITAL - PENSACOLA	2	117,788	18,042	13%	135,832
BIOCOLLECTIONS WORLDWIDE, INC	743	113,922	13,705	11%	128,370
NORTHWEST LABORATORY	247	121,102	6,477	5%	127,826
AKESOGEN		97,966	18,884	16%	116,850
TESTING MATTERS INC	959	97,251	17,573	15%	115,783
ADVENT HEALTH LAB	112	101,258	13,955	12%	115,325
MEDICAL DIAGNOSTIC LABORATORIES	977	98,601	14,221	12%	113,799
BPHL-TAMPA (SPECTRUM BLVD)	45	92,822	17,120	16%	109,987
UF HEALTH MEDICAL LAB	33	100,240	9,483	9%	109,756
TAMPA GENERAL HOSPITAL	4	96,981	9,260	9%	106,245
DIATHERIX LABORATORIES (VRL EUROFINs)	1	87,069	12,865	13%	99,935
KORVALABS, INC	1,285	91,682	4,712	5%	97,679
BAPTIST HEALTH SOUTH FLORIDA	375	83,411	12,556	13%	96,342
SUNPATH MEDICAL DIAGNOSTICS LABORATORY	836	79,126	12,214	13%	92,176
ASCENSION ST VINCENT'S - RIVERSIDE	1	74,362	10,300	12%	84,663
SOUTH MIAMI HOSPITAL LAB	453	69,191	9,804	12%	79,448
LAKELAND REGIONAL MEDICAL CENTER	139	70,221	9,070	11%	79,430
JACKSON MEMORIAL HOSPITAL CLINICAL LAB	79	66,648	11,849	15%	78,576
INGENIOUS PERSONALIZED MEDICINE	227	57,866	11,727	17%	69,820

COVID-19: testing by laboratory

Data through Apr 8, 2021 verified as of Apr 9, 2021 at 09:25 AM

Data in this report are provisional and subject to change.

The numbers in the table below represent the number of Florida and non-Florida residents for whom test results were received by the Department of Health. A person can be tested by more than one laboratory and can have both positive and negative results. **Therefore, the sum of the numbers in each column will be larger than the total number of people tested.**

Reporting lab	Inconclusive	Negative	Positive	Percent positive	Total
UF HEALTH SHANDS HOSPITAL	511	64,449	4,637	7%	69,597
AMERICAN HEALTH ASSOCIATES	9	62,427	5,250	8%	67,686
APPLIED INGENUITY DIAGNOSTICS LLC		58,322	2,823	5%	61,145
AIT LABORATORIES		54,282	6,671	11%	60,953
MINUTECLINIC LLC		50,277	8,594	15%	58,871
BAPTIST HEALTH - JACKSONVILLE	4	52,243	4,066	7%	56,313
GENESIS REFERENCE LABORATORIES		49,737	5,317	10%	55,054
ARUP LABORATORIES	16	50,096	2,927	6%	53,039
TALLAHASSEE MEMORIAL HOSPITAL	241	45,864	5,556	11%	51,661
ADVENTIST HEALTH SYSTEMS SUNBELT INC DBA		45,494	5,686	11%	51,180
SARASOTA MEMORIAL HOSPITAL MAIN LAB	12	46,534	3,955	8%	50,501
BROWARD GENERAL MEDICAL CENTER-CLINICAL LAB	2	44,029	4,793	10%	48,824
NICKLAUS CHILDREN'S HOSPITAL	73	42,403	5,480	11%	47,956
FLORIDA HOSPITAL - TAMPA	37	43,121	3,467	7%	46,625
VIRACOR EUROFINS		35,888	9,843	22%	45,731
DWIC OF TAMPA BAY INC		38,821	5,071	12%	43,892
MILLENNIUM PHYSICIAN GROUP	17	36,325	7,083	16%	43,425
UNIVERSITY OF MIAMI HOSPITAL	149	38,100	3,850	9%	42,099
MEDFAST URGENT CARE CENTERS, LLC	20	36,383	5,492	13%	41,895
LEE HEALTH - CAPE CORAL HOSPITAL	3	35,945	5,797	14%	41,745
UF HEALTH JACKSONVILLE	55	36,209	4,131	10%	40,395
ECCO LAB GROUP CO	533	33,735	4,704	12%	38,972
ORANGE COUNTY CONVENTION CENTER		33,330	3,715	10%	37,045
INTEGRATED REGIONAL LABORATORIES LLP	13	32,208	4,549	12%	36,770
AMELIA EARHART		31,443	5,019	14%	36,462
MIAMI DADE COUNTY		32,091	3,527	10%	35,618
WALGREENS	36	29,936	5,538	16%	35,510
MOUNT SINAI MEDICAL CENTER	11	31,713	3,386	10%	35,110
NORTH FLORIDA REGIONAL MEDICAL CENTER		31,427	3,569	10%	34,996
BRANDON REGIONAL HOSPITAL		29,902	3,869	11%	33,771
ST JOSEPHS HOSPITAL LABORATORY	23	29,945	3,766	11%	33,734
JUPITER MEDICAL CENTER LAB	84	29,478	2,864	9%	32,426
STS LAB 2 LLC	6	30,658	1,647	5%	32,311
GENESIS MEDICAL LABORATORY	441	26,845	4,815	15%	32,101
NIGHT LITE PEDIATRIC CENTER LLC		29,005	3,073	10%	32,078
JFK MEDICAL CENTER LAB	1	27,041	3,438	11%	30,480
PALMETTO GENERAL HOSPITAL LAB	3	25,079	4,882	16%	29,964
HOLY CROSS HOSPITAL CLINICAL LAB	1	26,936	2,543	9%	29,480
WATSON CLINIC LLP		23,796	5,477	19%	29,273
AVENTUS BIO LABS	16	23,895	3,377	12%	27,288
MALABAR MEDICAL WALK IN CLINIC	1	22,482	4,415	16%	26,898
HEALTHLINK DIAGNOSTIC LABORATORIES	296	23,935	2,429	9%	26,660
INFINITY BIOLOGIX LLC (GINKO BIOWORKS)	111	25,325	1,194	4%	26,630
ACCESS DX LABORATORY	225	23,063	2,116	8%	25,404

COVID-19: testing by laboratory

Data through Apr 8, 2021 verified as of Apr 9, 2021 at 09:25 AM

Data in this report are provisional and subject to change.

The numbers in the table below represent the number of Florida and non-Florida residents for whom test results were received by the Department of Health. A person can be tested by more than one laboratory and can have both positive and negative results. **Therefore, the sum of the numbers in each column will be larger than the total number of people tested.**

Reporting lab	Inconclusive	Negative	Positive	Percent positive	Total
MORTON PLANT HOSPITAL-ADLER INSTITUTE	26	21,820	2,658	11%	24,504
CLEVELAND CLINIC TRADITION HOSPITAL		22,628	1,736	7%	24,364
CLEVELAND CLINIC HOSPITAL LAB	4	21,800	2,492	10%	24,296
LAB DIAGNOSTICS LLC	395	17,811	5,358	23%	23,564
PANCARE OF FLORIDA INC		20,861	2,521	11%	23,382
DRS CLACK SPENCER WHITE & MCCORMACK PA D/B/A		21,212	2,095	9%	23,307
SAINT MARY'S MEDICAL CENTER	26	20,848	2,334	10%	23,208
MIAMI BEACH CONVENTION CENTER		21,593	1,605	7%	23,198
UNITED CLINICAL LABORATORY LLC	3	20,127	2,629	12%	22,759
STATLAB_MOBILE	1	20,445	2,059	9%	22,505
NAPLES COMMUNITY HOSPITAL	72	19,811	2,047	9%	21,930
BAYFRONT HEALTH - ST PETERSBURG	17	19,036	2,566	12%	21,619
PATIENTS FIRST LAKE ELLA MEDICAL CENTER PA		18,037	3,290	15%	21,327
ADVENT HEALTH - DAYTONA BEACH	32	18,890	1,729	8%	20,651
EXACT SCIENCES LABORATORIES	1	18,177	2,307	11%	20,485
OSCEOLA REGIONAL MEDICAL CENTER	1	17,423	2,409	12%	19,833
LEESBURG REGIONAL MEDICAL CENTER		17,333	2,370	12%	19,703
HOMESTEAD HOSPITAL CLINICAL LABORATORY	27	16,052	3,384	17%	19,463
CLARITY LAB SOLUTIONS	101	17,144	2,020	10%	19,265
MEMORIAL HOSPITAL JACKSONVILLE	8	16,038	2,813	15%	18,859
NORTHWEST MEDICAL CENTER	1	16,414	2,268	12%	18,683
ORANGE PARK MEDICAL CENTER	9	15,231	2,742	15%	17,982
INDIAN RIVER PATHOLOGY LLC		16,560	1,298	7%	17,858
BETHESDA HOSPITAL EAST		16,058	1,587	9%	17,645
VISTA CLINICAL DIAGNOSTICS	490	15,215	1,901	11%	17,606
OAK HILL HOSPITAL		15,552	1,908	11%	17,460
HEALTH CENTER AT SINAI RESIDENCES		16,930	506	3%	17,436
DELRAY MEDICAL CENTER LAB	3	15,661	1,735	10%	17,399
BIOCERNA LABS	461	14,582	2,112	12%	17,155
LAWNWOOD REGIONAL MEDICAL CENTER	1	14,788	2,328	14%	17,117
ACCESS MEDICAL LABORATORIES	4	8,748	8,262	49%	17,014
MEMORIAL REGIONAL HOSPITAL CLINICAL LABORATORY	10	15,765	1,049	6%	16,824
SYNERGY DIAGNOSTIC LABORATORY	98	14,723	1,960	12%	16,781
WEST KENDALL BAPTIST HOSPITAL	14	13,641	3,099	18%	16,754
THE HEALTHCARE DISTRICT OF PALM BEACH COUNTY	51	14,414	2,040	12%	16,505
BAPTIST HEALTH - SOUTH		15,167	1,259	8%	16,426
ADVENTHEALTH CENTRA CARE LAKE BUENA VISTA		14,438	1,931	12%	16,369
WELLINGTON REGIONAL MED CTR LAB	6	14,468	1,799	11%	16,273
FULGENT DIAGNOSTICS	171	15,040	994	6%	16,205
LARGO MEDICAL CENTER		14,339	1,718	11%	16,057
WINTER HAVEN HOSPITAL CLINICAL LABORATORY	4	13,609	2,405	15%	16,018
MOLECULAR INFECTIOUS DISEASES	591	14,523	657	4%	15,771
NEMOURS CHILDRENS HOSPITAL	1	14,774	894	6%	15,669
UHEALTH CORAL GABLES/LENNAR MED CTR	49	14,500	1,052	7%	15,601

COVID-19: testing by laboratory

Data through Apr 8, 2021 verified as of Apr 9, 2021 at 09:25 AM

Data in this report are provisional and subject to change.

The numbers in the table below represent the number of Florida and non-Florida residents for whom test results were received by the Department of Health. A person can be tested by more than one laboratory and can have both positive and negative results. **Therefore, the sum of the numbers in each column will be larger than the total number of people tested.**

Reporting lab	Inconclusive	Negative	Positive	Percent positive	Total
BAPTIST HEALTHCARE - BAPTIST HOSPITAL	6	12,349	3,235	21%	15,590
PRIVA PATH LABS	79	14,467	995	6%	15,541
LABS ASAP LLC		14,055	1,438	9%	15,493
LEE HEALTH - LEE MEMORIAL HOSPITAL		11,717	3,670	24%	15,387
MEDICAL CENTER OF TRINITY CLINICAL LABORATORY	2	13,728	1,558	10%	15,288
PALMS WEST HOSPITAL LAB	2	13,224	2,028	13%	15,254
MEDRITE MEDICAL CARE, PC	6,839	7,599	729	5%	15,167
WEST FLORIDA HOSPITAL LAB	1	11,978	3,075	20%	15,054
CARDIOPATH	84	12,796	1,885	13%	14,765
NONA SCIENTIFIC	5	11,526	3,161	22%	14,692
WESTSIDE REGIONAL MED CTR	2	12,500	2,136	15%	14,638
GOOD SAMARITAN MEDICAL CENTER LAB	2	12,753	1,839	13%	14,594
MERCY HOSPITAL A CAMPUS OF PLANTATION GEN HOSP LAB	1	12,377	2,208	15%	14,586
NATIONWIDE LABORATORY SERVICES INC	491	12,376	1,693	12%	14,560
INDIAN RIVER MEDICAL CENTER LAB		13,669	852	6%	14,521
REGIONAL MEDICAL CENTER BAYONET POINT	2	13,118	1,116	8%	14,236
THE VILLAGES REGIONAL HOSPITAL		12,704	1,398	10%	14,102
GULF COAST MEDICAL CENTER MICROLAB		10,982	2,902	21%	13,884
AVENTURA HOSPITAL LAB		10,967	2,509	19%	13,476
CORAL GABLES HOSPITAL CLINICAL LABORATORY		11,387	2,010	15%	13,397
BAPTIST HEALTH SOUTH FLORIDA - WEST KENDALL URGENT CARE		11,020	2,157	16%	13,177
CAPITAL REGIONAL MEDICAL CTR		10,717	2,422	18%	13,139
BLAKE MEDICAL CENTER		11,514	1,551	12%	13,065
WEST BOCA MEDICAL CENTER LAB		12,054	959	7%	13,013
HALIFAX MEDICAL CENTER LAB	38	11,068	1,899	15%	13,005
ST ANTHONY'S HOSPITAL LAB	30	11,343	1,604	12%	12,977
PRECISION HEALTH RESOURCES LLC		12,103	816	6%	12,919
MANATEE MEMORIAL HOSPITAL		11,704	1,073	8%	12,777
LEE HEALTH - HEALTH PARK MEDICAL CENTER		10,709	1,988	16%	12,697
PALM BEACH GARDENS MEDICAL CTR LAB		11,316	1,222	10%	12,538
GENOVA DIAGNOSTICS LABORATORY	67	11,192	1,095	9%	12,354
ST JOSEPHS HOSPITAL	18	10,546	1,749	14%	12,313
FLORIDA LABORATORY ANALYSIS		10,788	1,520	12%	12,308
PATHNOSTICS	41	9,674	2,434	20%	12,149
LAKE CITY HM		11,147	988	8%	12,135
BINAXNOW	9	9,181	2,881	24%	12,071
PWN HEALTH	17	9,932	2,078	17%	12,027
FLORIDA HOSPITAL WATERMAN LABORATORY	70	10,997	863	7%	11,930
LARKIN COMMUNITY HOSPITAL	10	10,385	1,532	13%	11,927
PLANTATION GENERAL HOSPITAL		10,106	1,811	15%	11,917
FLORIDA HOSPITAL HEARTLAND MED CTR CLINICAL LAB	33	10,399	1,482	12%	11,914
LAKE CITY MEDICAL CENTER		9,615	2,265	19%	11,880
PHYSICIANS REGIONAL MEDICAL CENTER - PINE RIDGE RD	1	10,587	1,203	10%	11,791
ST MARKS HOSPITAL LABORATORY B	78	10,627	1,002	9%	11,707
COAST DIAGNOSTICS LLC	45	10,362	1,252	11%	11,659
CernerELR_Advent		10,086	1,408	12%	11,494

COVID-19: testing by laboratory

Data through Apr 8, 2021 verified as of Apr 9, 2021 at 09:25 AM

Data in this report are provisional and subject to change.

The numbers in the table below represent the number of Florida and non-Florida residents for whom test results were received by the Department of Health. A person can be tested by more than one laboratory and can have both positive and negative results. **Therefore, the sum of the numbers in each column will be larger than the total number of people tested.**

Reporting lab	Inconclusive	Negative	Positive	Percent positive	Total
FLORIDA MEDICAL CENTER - A CAMPUS OF NORTH SHORE	2	10,048	1,386	12%	11,436
EXPRESS GENE MOLECULAR DIAGNOSTICS LABORATORY	1	9,906	1,501	13%	11,408
VIKOR SCIENTIFIC	49	9,496	1,834	16%	11,379
MEASE COUNTRYSIDE LAB	14	10,049	1,272	11%	11,335
ADVENT HEALTH - WESLEY CHAPEL	14	10,173	1,044	9%	11,231
CENTRAL FLORIDA REGIONAL HOSPITAL		10,031	1,183	11%	11,214
ADVENTHEALTH CENTRA CARE WATERFORD LAKES		9,348	1,809	16%	11,157
DOCTORS HOSPITAL	7	9,334	1,763	16%	11,104
AMERICAN FAMILY CARE	1	6,553	4,502	41%	11,056
NORTHSIDE HOSPITAL AND HEART INSTITUTE		9,922	1,084	10%	11,006
SARKIS CLINICAL TRIALS	25	9,510	1,328	12%	10,863
JOHNS HOPKINS ALL CHILDREN'S HOSPITAL		10,093	683	6%	10,776
CORAL SPRINGS MED CTR		9,728	1,045	10%	10,773
LEON MEDICAL CENTERS LLC		8,537	2,182	20%	10,719
FLORIDA HOSPITAL DELAND	10	9,401	1,280	12%	10,691
NCF DIAGNOSTICS & DNA TECHNOLOGIES LAB	166	9,937	530	5%	10,633
HEALTHQUEST ESOTERICS		8,994	1,534	15%	10,528
BAPTIST HEALTH SOUTH FLORIDA - COUNTRY WALK URGENT CARE		8,675	1,840	17%	10,515
LARKIN COMMUNITY HOSPITAL INC DBA CARDIOTROPIC		6,819	3,620	35%	10,439
ADVENTHEALTH CENTRA CARE ST CLOUD	1	8,846	1,422	14%	10,269
WEST PALM HOSPITAL LAB		9,464	789	8%	10,253
LABSTAT LLC	23	9,739	462	5%	10,224
SYNERGY LABORATORIES	34	8,800	1,160	12%	9,994
AVECINA MEDICAL	4	6,205	3,772	38%	9,981
SRQ DRIVE THROUGH		8,944	905	9%	9,849
MEDARBOR DIAGNOSTICS	1	8,701	1,147	12%	9,849
P4 CLINICAL, LLC	204	8,668	968	10%	9,840
OCALA REGIONAL MEDICAL CENTER		8,597	1,226	12%	9,823
BROWARD HEALTH NORTH CLINICAL LABORATORY		8,666	1,087	11%	9,753
AVECINA	20	9,006	704	7%	9,730
H LEE MOFFITT CANCER CENTER LABORATORY	2	9,442	250	3%	9,694
GENE BY GENE, GENOMICS RESEARCH CENTER LAB	44	9,030	600	6%	9,674
FLORIDA HOSPITAL FLAGLER	29	8,732	898	9%	9,659
PALM BEACH BALL PARK		8,607	1,028	11%	9,635
FAU		8,864	761	8%	9,625
BOSTON HEART DIAGNOSTICS CORP		8,403	1,207	13%	9,610
NORTH SHORE MEDICAL CENTER		7,974	1,588	17%	9,562
LEE DAVIS COMMUNITY RESOURCE CENTER		8,079	1,364	14%	9,443
FLORIDA HOSPITAL OF CARROLLWOOD	23	8,058	1,318	14%	9,399
LEE HEALTH - GULF COAST MEDICAL CENTER	2	7,624	1,758	19%	9,384
FLORIDA HOSPITAL ZEPHYRHILLS	10	8,321	1,046	11%	9,377
SANTA ROSA MEDICAL CENTER	2	7,674	1,499	16%	9,175
INFORM DIAGNOSTICS, INC		8,556	511	6%	9,067
CERNERELR_BAYCARE	43	8,320	616	7%	8,979
BAPTIST HEALTH - BEACHES		8,298	662	7%	8,960
ADVENTHEALTH CENTRA CARE UNIVERSITY	1	7,828	1,011	11%	8,840

COVID-19: testing by laboratory

Data through Apr 8, 2021 verified as of Apr 9, 2021 at 09:25 AM

Data in this report are provisional and subject to change.

The numbers in the table below represent the number of Florida and non-Florida residents for whom test results were received by the Department of Health. A person can be tested by more than one laboratory and can have both positive and negative results. **Therefore, the sum of the numbers in each column will be larger than the total number of people tested.**

Reporting lab	Inconclusive	Negative	Positive	Percent positive	Total
ADVENTHEALTH CENTRA CARE CLERMONT		7,622	1,204	14%	8,826
ANNE BATES LEACH EYE HOSPITAL/ ABLEH MICROBIOLOGY LABORATORY	9	8,692	125	1%	8,826
CLEVELAND CLINIC MARTIN SOUTH HOSPITAL	1	7,858	939	11%	8,798
BAPTIST HEALTH SOUTH FLORIDA - MIAMI LAKES URGENT CARE		6,896	1,875	21%	8,771
MEMORIAL HOSPITAL WEST LABORATORY SERVICES	14	7,898	773	9%	8,685
SOUTH BAY HOSPITAL CLINICAL LAB	1	7,765	915	11%	8,681
BAYCARE COMMUNITY HEALTH		8,479	197	2%	8,676
CLEVELAND CLINIC MARTIN NORTH HOSPITAL		7,702	943	11%	8,645
ADVENTHEALTH CENTRA CARE WINTER GARDEN	1	7,651	977	11%	8,629
ADVENTHEALTH CENTRA CARE WINTER PARK		7,738	888	10%	8,626
INDIAN RIVER MEDICAL CENTER		7,590	1,025	12%	8,615
NCH DOWNTOWN NAPLES HOSPITAL	16	7,855	712	8%	8,583
MEMORIAL HOSPITAL MICRO		7,914	564	7%	8,478
FLORIDA HOSPITAL Ocala		7,480	990	12%	8,470
POINCIANA MEDICAL CENTER		6,652	1,779	21%	8,431
KD MEDICAL CHOICE LLC	5	7,639	739	9%	8,383
AVECINA MEDICAL OAKLEAF	3	6,977	1,330	16%	8,310
WEST MARION COMMUNITY HOSPITAL LAB		6,916	1,342	16%	8,258
ST LUCIE MEDICAL CENTER		6,706	1,549	19%	8,255
CERNERELR_BAPTISTMIAMI	31	7,313	862	11%	8,206
ADVENTHEALTH CENTRA CARE LAKELAND	1	7,100	1,077	13%	8,178
ISPM LABS, LLC DBA CAPSTONE DIAGNOSTICS, LLC		7,769	395	5%	8,164
LAKEWOOD RANCH MEDICAL CENTER		7,391	627	8%	8,018
FLORIDA HOSPITAL FISH MEMORIAL	19	6,771	1,178	15%	7,968
ADVENTHEALTH CENTRA CARE LEE ROAD		7,075	843	11%	7,918
NCH NORTH NAPLES HOSPITAL	8	7,071	760	10%	7,839
MORTON PLANT-MEASE	5	7,050	761	10%	7,816
ATLANTIS URGENT CARE	12	6,082	1,690	22%	7,784
ARCPPOINT LABS OF FORT MYERS	5	6,758	926	12%	7,689
ADVENTHEALTH CENTRA CARE HUNTERS CREEK	3	6,659	1,019	13%	7,681
ADVENTHEALTH CENTRA CARE DR PHILLIPS		6,885	752	10%	7,637
QDX PATHOLOGY SERVICES	2	7,209	417	5%	7,628
BAPTIST HEALTH SOUTH FLORIDA - WESTCHESTER URGENT CARE		6,245	1,343	18%	7,588
NCH NORTH NAPLES HOSPITAL LAB	15	6,733	830	11%	7,578
ADVENTHEALTH CENTRA CARE SANFORD		6,606	904	12%	7,510
BAYFRONT HEALTH - PORT CHARLOTTE		6,916	582	8%	7,498
HIALEAH HOSPITAL	4	5,820	1,625	22%	7,449
PARAMOUNT URGENT CARE	2	4,185	3,190	43%	7,377
ADVENTHEALTH CENTRA CARE LAKE MARY	2	6,358	963	13%	7,323
BAPTIST HEALTH SOUTH FLORIDA - DORAL URGENT CARE		5,860	1,426	20%	7,286
ADVENTHEALTH CENTRA CARE MOUNT DORA		6,128	1,100	15%	7,228
ADVENTHEALTH CENTRA CARE APOPKA	1	6,198	1,019	14%	7,218
OVIEDO MEDICAL CENTER		6,406	725	10%	7,131
ADVENTIST HEALTH SYSTEMS, SUNBELT INC		6,180	934	13%	7,114
BAPTIST HEALTH - NASSAU		6,726	360	5%	7,086
ADVENTHEALTH CENTRA CARE KISSIMMEE		6,370	710	10%	7,080

COVID-19: testing by laboratory

Data through Apr 8, 2021 verified as of Apr 9, 2021 at 09:25 AM

Data in this report are provisional and subject to change.

The numbers in the table below represent the number of Florida and non-Florida residents for whom test results were received by the Department of Health. A person can be tested by more than one laboratory and can have both positive and negative results. **Therefore, the sum of the numbers in each column will be larger than the total number of people tested.**

Reporting lab	Inconclusive	Negative	Positive	Percent positive	Total
LEE HEALTH CONVENIENT CARE - PAGE FIELD		6,279	780	11%	7,059
HOLIDAY CVS LLC		6,667	374	5%	7,041
MEDEXPRESS URGENT CARE OF BOYNTON BEACH LLC		6,427	566	8%	6,993
EGLIN AIR FORCE BASE	14	5,283	1,669	24%	6,966
COMMUNITY HEALTH CENTERS OF PINELLAS INC	1	5,627	1,329	19%	6,957
AVERO DIAGNOSTICS - IRVING	11	6,469	474	7%	6,954
MEDEXPRESS URGENT CARE	2	4,785	2,145	31%	6,932
SPORTS DRUG TESTING LABORATORY	100	6,620	168	2%	6,888
IMPERIAL POINT MEDICAL CENTER		6,284	592	9%	6,876
LUMINUS DIAGNOSTICS		6,282	556	8%	6,838
EMERALD COAST URGENT CARE		5,307	1,514	22%	6,821
ADVENTHEALTH EXPRESS CARE		5,605	1,172	17%	6,777
EMPIRE CITY LABORATORIES INC	84	5,743	944	14%	6,771
UNKNOWN	4	3,495	3,258	48%	6,757
ST PETERSBURG GENERAL HOSPITAL		5,761	992	15%	6,753
ADVENTHEALTH CENTRA CARE ALTAMONTE		5,867	840	13%	6,707
VISTA CLINICAL	8	3,886	2,717	41%	6,611
SUNCOAST PATHOLOGY ASSOCIATES		6,040	560	8%	6,600
DYNIX DIAGNOSTIX		5,946	633	10%	6,579
ST JOSEPHS NORTH HOSPITAL LAB	7	5,582	948	15%	6,537
CLINICAL REFERENCE LABORATORY	2	6,194	332	5%	6,528
MEDEXPRESS URGENT CARE HUDSON		5,625	893	14%	6,518
ACUTIS DIAGNOSTICS	171	5,238	1,083	17%	6,492
SOLARIS DIAGNOSTICS	11	5,894	582	9%	6,487
FORT WALTON BEACH MEDICAL CENTER		5,545	912	14%	6,457
MINUTECLINIC LLC		5,393	935	15%	6,328
ADVENTHEALTH CENTRA CARE AZALEA PARK		5,398	894	14%	6,292
AHCC WESLEY CHAPEL		5,567	717	11%	6,284
FLORIDA HOSPITAL NORTH PINELLAS	11	5,729	497	8%	6,237
NORTHWEST FLORIDA COMMUNITY HOSPITAL	46	4,673	1,454	24%	6,173
ADVENTHEALTH CENTRA CARE OVIEDO		5,257	860	14%	6,117
MICROGEN DX	4	5,375	716	12%	6,095
BAPTIST HEALTH SOUTH FLORIDA - PEMBROKE PINES URGENT CARE		5,044	1,041	17%	6,085
ADVENT HEALTH - HEART OF FLORIDA ER	1	5,261	816	13%	6,078
ANGEL KIDS PEDIATRICS		5,664	324	5%	5,988
MINUTECLINIC		5,111	863	14%	5,974
BAYFRONT HEALTH - VENICE REGIONAL MEDICAL	1	5,374	537	9%	5,912
MINUTECLINIC LLC #3703		4,782	1,064	18%	5,846
MINUTECLINIC LLC #1067		5,043	798	14%	5,841
PRO CLINIC		4,758	1,080	18%	5,838
PUTNAM COMMUNITY MEDICAL CENTER		5,124	712	12%	5,836
DOCTORS URGENT CARE LLC	1	4,733	1,074	18%	5,808
URGENT CARE OF THE PALM BEACHES		4,826	946	16%	5,772
ADVENTHEALTH CENTRA CARE LONGWOOD		5,046	706	12%	5,752
SOUTH FLORIDA BAPTIST HOSPITAL MICRO	4	4,789	951	17%	5,744
FLORIDA COMMUNITY HEALTH CENTER		4,569	1,153	20%	5,722

COVID-19: testing by laboratory

Data through Apr 8, 2021 verified as of Apr 9, 2021 at 09:25 AM

Data in this report are provisional and subject to change.

The numbers in the table below represent the number of Florida and non-Florida residents for whom test results were received by the Department of Health. A person can be tested by more than one laboratory and can have both positive and negative results. **Therefore, the sum of the numbers in each column will be larger than the total number of people tested.**

Reporting lab	Inconclusive	Negative	Positive	Percent positive	Total
ADVENTHEALTH CENTRA CARE SOUTH ORANGE		4,892	796	14%	5,688
COASTAL MED URGENT CARE		4,111	1,529	27%	5,640
MINUTECLINIC LLC #8396		4,802	822	15%	5,624
ADVENTHEALTH CENTRA CARE ORANGE LAKE		4,937	666	12%	5,603
LABORATORY OF FLORIDA LLC	41	5,095	466	8%	5,602
HOLMES REG MED CENTER CLINICAL LAB		4,961	628	11%	5,589
DOCTORS URGENT CARE OF LUTZ LLC	1	4,498	1,076	19%	5,575
SUNRISE MEDICAL LABORATORIES	2	5,171	399	7%	5,572
WELLINGTON REGIONAL MEDICAL CENTER		5,095	452	8%	5,547
ADVENTHEALTH CENTRA CARE PORT ORANGE		4,658	881	16%	5,539
FLORIDA FAMILY LABORATORY, INC DBA	45	5,051	439	8%	5,535
HEALTH FIRST ADVENTHEALTH CENTRA CARE - TITUSVILLE		4,686	843	15%	5,529
MEDICAL DNA LABS LLC	3	5,007	480	9%	5,490
TROPICANA FIELD - LOT 2□	19	4,935	493	9%	5,447
ADVENTHEALTH CENTRA CARE SAND LAKE		4,858	579	11%	5,437
MEDEXPRESS URGENT CARE - ROYAL PALM BEACH		4,831	586	11%	5,417
UNIVERSITY HOSPITAL AND MEDICAL CENTER		4,114	1,277	24%	5,391
MEDCOMP SCIENCES LLC	121	3,269	1,995	37%	5,385
MEDEXPRESS URGENT CARE - ESTERO		4,800	557	10%	5,357
URGENT CARE CURE	2	4,608	744	14%	5,354
ESCAMBIA COMMUNITY CLINICS INC	8	4,044	1,288	24%	5,340
BAPTIST HEALTH - NORTH		4,232	1,101	21%	5,333
BAPTIST HEALTH SOUTH FLORIDA - CORAL SPRINGS URGENT CARE		4,566	765	14%	5,331
MEDEXPRESS URGENT CARE - GOLDEN GATE		4,709	618	12%	5,327
PALMS OF PASADENA HOSPITAL		4,746	560	11%	5,306
ADVENTHEALTH CENTRA CARE LEESBURG		4,328	964	18%	5,292
MARTIN HOSPITAL SOUTH LAB		4,966	290	6%	5,256
PEDIATRIC HEALTH CARE ALLIANCE PA		4,783	441	8%	5,224
BAPTIST HEALTH SOUTH FLORIDA - KENDALE LAKES URGENT CARE		4,201	1,010	19%	5,211
ALTRU DIAGNOSTICS INC	4	5,017	183	4%	5,204
WESTCHESTER HOSPITAL	23	4,226	941	18%	5,190
DOCTORS HOSPITAL OF SARASOTA CLINICAL LABORATORY		4,516	657	13%	5,173
BAPTIST HEALTH SOUTH FLORIDA - TAMiami TRAIL URGENT CARE		4,149	1,014	20%	5,163
MEDEXPRESS URGENT CARE PALM BEACH GARDENS		4,706	457	9%	5,163
THE CENTER FOR URGENT CARE	3	4,312	841	16%	5,156
HEALTH FIRST ADVENTHEALTH CENTRA CARE GATEWAY	1	4,617	520	10%	5,138
TRINITY SPRINGS		4,372	729	14%	5,101
TALLAHASSEE PRIMARY CARE ASSOCIATES		4,467	596	12%	5,063
PHARMCO RX	2	4,734	292	6%	5,028
RAULERSON HOSPITAL		4,190	830	17%	5,020
PARAMOUNT URGENT CARE - WINDERMERE	2	3,276	1,695	34%	4,973
BAPTIST HEALTH SOUTH FLORIDA - CORAL GABLES (UNIVERSITY) URGENT CARE		4,225	688	14%	4,913
BAPTIST HEALTH SOUTH FLORIDA - PINECREST URGENT CARE		4,204	696	14%	4,900
BAPTIST HEALTH SOUTH FLORIDA - CORAL GABLES URGENT CARE		4,044	813	17%	4,857
MINUTE CLINIC LLC		4,205	629	13%	4,834
MEDEXPRESS URGENT CARE - LAKE LAND		4,213	583	12%	4,796

COVID-19: testing by laboratory

Data through Apr 8, 2021 verified as of Apr 9, 2021 at 09:25 AM

Data in this report are provisional and subject to change.

The numbers in the table below represent the number of Florida and non-Florida residents for whom test results were received by the Department of Health. A person can be tested by more than one laboratory and can have both positive and negative results. **Therefore, the sum of the numbers in each column will be larger than the total number of people tested.**

Reporting lab	Inconclusive	Negative	Positive	Percent positive	Total
BAYFRONT HEALTH - SEVEN RIVERS		4,345	405	9%	4,750
MINUTECLINIC LLC # 0709		3,967	740	16%	4,707
BAPTIST HEALTH SOUTH FLORIDA - PALMETTO BAY URGENT CARE		3,937	758	16%	4,695
FLAGLER HOSPITAL LABORATORY	8	3,653	1,033	22%	4,694
BETHESDA HOSPITAL WEST		4,189	477	10%	4,666
PARAMOUNT URGENT CARE INC	1	2,541	2,122	45%	4,664
MEASE DUNEDIN HOSPITAL	5	4,128	486	11%	4,619
ASCENSION SACRED HEART - EMERALD COAST		3,859	758	16%	4,617
NIGHT LITE PEDIATRICS	4	3,343	1,258	27%	4,605
PREMIER MEDICAL	2	4,492	94	2%	4,588
BAYFRONT HEALTH - BROOKSVILLE		4,059	506	11%	4,565
MOFFITT CANCER CENTER	6	4,408	97	2%	4,511
VENTURE MEDICAL OF FLORIDA LLC		4,133	335	7%	4,468
ADVENTHEALTH PROMPT CARE	2	3,240	1,212	27%	4,454
PREMIER URGENT CARE OF BREVARD LLC	4	3,890	556	12%	4,450
ADVENTHEALTH CENTRA CARE COLONIAL TOWN	2	3,951	468	11%	4,421
BAYFRONT HEALTH - PUNTA GORDA		4,018	325	7%	4,343
TWIN CITIES HOSPITAL	1	3,820	514	12%	4,335
DESOTO MEMORIAL HOSPITAL	3	3,549	765	18%	4,317
PALMS MEDICAL GROUP	5	2,978	1,328	31%	4,311
MEMORIAL HOSPITAL- MIRAMAR	12	3,966	321	7%	4,299
US BIOTEK LABORATORIES	15	3,884	369	9%	4,268
GENESIS DIAGNOSTICS		4,021	247	6%	4,268
BAYFRONT HEALTH - SPRING HILL		3,909	354	8%	4,263
ENGLEWOOD COMMUNITY HOSPITAL		3,864	378	9%	4,242
BAYA PHARMACY & URGENT CARE		3,129	1,109	26%	4,238
ACCU REFERENCE MEDICAL LAB	9	3,427	794	19%	4,230
DOCTORS TEST CENTERS		3,731	479	11%	4,210
AMELIA URGENT CARE		2,575	1,620	39%	4,195
QUICK CARE MED PL	2	3,503	689	16%	4,194
ADVENTIST HEALTH SYSTEMS SUNBELT IN DBA		3,690	469	11%	4,159
LAKESIDE MEDICAL CENTER		3,277	823	20%	4,100
MEDEXPRESS URGENT CARE CAPE CORAL		3,502	567	14%	4,069
NIGHT LITE PEDIATRICS URGENT CARE	1	3,417	649	16%	4,067
ADVENTHEALTH CENTRA CARE		3,614	450	11%	4,064
MINUTECLINIC LLC #3463		3,390	651	16%	4,041
MINUTECLINIC LLC #3631		3,384	604	15%	3,988
GENOSUR LLC	15	3,894	49	1%	3,958
MINUTECLINIC LLC 5852		3,371	564	14%	3,935
MINUTECLINIC LLC #5253		3,220	651	17%	3,871
MC DIAGNOSTIC OF CONNECTICUT, PC #2220		3,326	532	14%	3,858
BAPTIST HEALTH SOUTH FLORIDA - DAVIE URGENT CARE		3,160	683	18%	3,843
MINUTECLINIC LLC #5249		3,113	724	19%	3,837
ADVENTHEALTH CENTRA CARE WINTER HAVEN	1	2,856	942	25%	3,799
MEDIPATH LLC		3,345	444	12%	3,789
MEDEXPRESS URGENT CARE LEHIGH ACRES		3,269	517	14%	3,786

COVID-19: testing by laboratory

Data through Apr 8, 2021 verified as of Apr 9, 2021 at 09:25 AM

Data in this report are provisional and subject to change.

The numbers in the table below represent the number of Florida and non-Florida residents for whom test results were received by the Department of Health. A person can be tested by more than one laboratory and can have both positive and negative results. **Therefore, the sum of the numbers in each column will be larger than the total number of people tested.**

Reporting lab	Inconclusive	Negative	Positive	Percent positive	Total
SIPARADIGM LLC	54	3,453	258	7%	3,765
BAPTIST HEALTH SOUTH FLORIDA - WESTON URGENT CARE		3,243	486	13%	3,729
MINUTECLINIC LLC #5190		3,063	656	18%	3,719
HIGHLANDS REGIONAL MEDICAL CENTER		2,868	792	22%	3,660
MINUTECLINIC LLC #5854		3,028	595	16%	3,623
CLARITY LAB SOLUTIONS LLC		3,608	4	0%	3,612
HEALTH FIRST ADVENTHEALTH CENTRA CARE COCOA		3,251	351	10%	3,602
BARTOW REGIONAL MEDICAL CENTER	1	3,037	554	15%	3,592
BAYFRONTVENICEREGIONAL		3,463	113	3%	3,576
PRECISION HEALTH SOLUTIONS		3,396	176	5%	3,572
PROHEALTH	3	1,970	1,578	44%	3,551
CARENOW URGENT CARE	1	2,196	1,349	38%	3,546
ADVENT HEALTH - NEW SMYRNA		2,918	626	18%	3,544
HOLIDAY CVS LLC DBA CVS PHARMACY #5154		3,409	95	3%	3,504
BAPTIST HEALTH SOUTH FLORIDA - BRICKELL URGENT CARE		2,890	608	17%	3,498
VERILY LIFE SCIENCES	2	3,441	52	1%	3,495
BRASHEAR'S VITAL CARE CORP		2,762	731	21%	3,493
LOWER KEYS MEDICAL CENTER		3,159	302	9%	3,461
BAPTIST HEALTH URGENT CARE AT SAWGRASS		2,863	582	17%	3,445
MIDWAY SPECIALTY CARE CENTER DIAGNOSTICS	38	3,149	238	7%	3,425
MINUTECLINIC LLC #3662		2,904	517	15%	3,421
ADVENTHEALTH CENTRA CARE KIDS LAKE MARY		3,157	257	8%	3,414
MEDEXPRESS URGENT CARE - DELAND		3,037	371	11%	3,408
HEALTH FIRST ADVENTHEALTH CENTRA CARE MALABAR		3,074	329	10%	3,403
IMMOKALEE CHD		3,155	234	7%	3,389
ADVENT HEALTH CENTRA CARE -WINTER PARK KIDS URGENT CARE	4	3,089	278	8%	3,371
MINUTECLINIC LLC #4415		2,849	511	15%	3,360
PARAMOUNT URGENT CARE - ORLANDO		2,304	1,011	30%	3,315
MINUTECLINIC LLC #7886		2,868	433	13%	3,301
MINUTECLINIC LLC #1771		2,786	513	16%	3,299
MINUTECLINIC LLC #5214		2,817	479	15%	3,296
MINUTECLINIC LLC #7887		2,871	420	13%	3,291
MINUTECLINIC LLC # 3930		2,843	447	14%	3,290
MEDONE PLLC		2,514	771	23%	3,285
MEDEXPRESS URGENT CARE - VERO BEACH		2,845	423	13%	3,268
WALGREEN CO	2	2,882	367	11%	3,251
SPECTOR SCIENTIFIC LAB	14	2,368	868	27%	3,250
PHYSICIANS REGIONAL MEDICAL CENTER - COLLIER BLVD	1	2,436	812	25%	3,249
EXACT SCIENCES LABORATORIES, LLC		2,954	281	9%	3,235
MINUTECLINIC LLC #4458		2,701	533	16%	3,234
MINUTECLINIC, LLC #4015		2,559	656	20%	3,215
MINUTECLINIC LLC #3814		2,725	481	15%	3,206
MINUTECLINIC LLC #7225		2,719	485	15%	3,204
PRIMEHEALTH URGENT CARE INC		2,732	468	15%	3,200
MINUTECLINIC LLC # 0514		2,799	397	12%	3,196
SELECT LABORATORIES - MARION COUNTY, FL LLC	5	2,881	307	10%	3,193

COVID-19: testing by laboratory

Data through Apr 8, 2021 verified as of Apr 9, 2021 at 09:25 AM

Data in this report are provisional and subject to change.

The numbers in the table below represent the number of Florida and non-Florida residents for whom test results were received by the Department of Health. A person can be tested by more than one laboratory and can have both positive and negative results. **Therefore, the sum of the numbers in each column will be larger than the total number of people tested.**

Reporting lab	Inconclusive	Negative	Positive	Percent positive	Total
SCION LAB SERVICES LLC	26	2,900	227	7%	3,153
BAPTIST HEALTH EMERGENCY CENTER COUNTRY WALK	1	2,663	486	15%	3,150
BMCT Molecular Diagnostics Subsection		2,630	517	16%	3,147
MINUTECLINIC LLC # 3686		2,682	444	14%	3,126
MINUTECLINIC LLC #3257		2,608	506	16%	3,114
BAPTIST HEALTH - CLAY		2,695	407	13%	3,102
MEMORIAL HOSPITAL PEMBROKE	3	2,745	354	11%	3,102
MINUTECLINIC, LLC #3204		2,587	506	16%	3,093
MARINERS HOSPITAL	1	2,790	294	10%	3,085
AFC PHYSICIANS OF FLORIDA		2,366	698	23%	3,064
GESSLER CLINIC	2	2,088	940	31%	3,030
ADVENTHEALTH CENTRA CARE CONWAY		2,566	460	15%	3,026
MINUTECLINIC LLC #1055		2,477	543	18%	3,020
MARION E FETHER MEDICAL CENTER, THE		2,760	256	8%	3,016
ACCESS POINT HEALTHCARE URGENT & PRIMARY CARE	2	2,319	683	23%	3,004
MINUTECLINIC LLC #3291		2,570	429	14%	2,999
STEWART ROCKLEDGE HOSPITAL	1	2,645	350	12%	2,996
MINUTECLINIC LLC #3003		2,441	549	18%	2,990
VETERANS AFFAIRS MEDICAL CENTER - ORLANDO	1	1,343	1,622	55%	2,966
MINUTECLINIC LLC #7973		2,564	394	13%	2,958
PARAMOUNT URGENT CARE - OVIEDO		2,056	894	30%	2,950
KEYS AHEC SCHOOL MEDICAL CLINIC	15	2,798	129	4%	2,942
MINUTECLINIC, LLC #5817		2,433	502	17%	2,935
MEDEXPRESS URGENT CARE CORAL SPRINGS		2,613	322	11%	2,935
MINUTECLINIC LLC # 3579		2,417	498	17%	2,915
MINUTECLINIC LLC #3705		2,563	344	12%	2,907
MINUTECLINIC LLC #3748		2,359	542	19%	2,901
MEDEXPRESS FORT MYERS		2,541	358	12%	2,899
MINUTECLINIC LLC # 7933		2,558	335	12%	2,893
NXGEN MDX LLC	6	2,571	312	11%	2,889
STONE CLINICAL LABORATORIES		2,790	96	3%	2,886
WALGREENS ORLANDO	3	2,538	340	12%	2,881
MINUTECLINIC LLC #3255		2,531	331	12%	2,862
BLUE MED CONSULTANTS		2,753	108	4%	2,861
MINUTECLINIC LLC #5924		2,434	412	14%	2,846
MINUTECLINIC LLC #7173		2,472	363	13%	2,835
CAREFAST+	1	2,065	760	27%	2,826
MINUTECLINIC, LLC (CLINIC 10699)		2,459	355	13%	2,814
BAPTIST HEALTH - OAKLEAF		2,340	448	16%	2,788
MINUTECLINIC LLC #5216		2,404	384	14%	2,788
CELESTA MEDICAL SERVICES LLC DBA - AMERICAN RESEARCH LABS		2,544	236	8%	2,780
BAPTIST HEALTHCARE - GULF BREEZE HOSPITAL	3	2,307	467	17%	2,777
MEDIQUICK URGENT CARE CENTERS INC		2,083	688	25%	2,771
MINUTECLINIC LLC #3654		2,298	462	17%	2,760
CITRUS MEMORIAL HOSPITAL LABORATORY		2,251	504	18%	2,755
SACRED HEART HEALTH SYSTEM, INC	1	1,871	872	32%	2,744

COVID-19: testing by laboratory

Data through Apr 8, 2021 verified as of Apr 9, 2021 at 09:25 AM

Data in this report are provisional and subject to change.

The numbers in the table below represent the number of Florida and non-Florida residents for whom test results were received by the Department of Health. A person can be tested by more than one laboratory and can have both positive and negative results. **Therefore, the sum of the numbers in each column will be larger than the total number of people tested.**

Reporting lab	Inconclusive	Negative	Positive	Percent positive	Total
BAY MEDICAL CENTER SACRED HEART HEALTH SYSTEM		2,111	600	22%	2,711
MINUTECLINIC LLC #4612		2,215	493	18%	2,708
PHYSICIANS PRIMARY CARE	2	2,447	259	10%	2,708
MEDEXPRESS URGENT CARE - CLEWISTON		2,255	449	17%	2,704
VA PAIN CLINIC	4	2,593	94	3%	2,691
MINUTECLINIC LLC #4024		2,321	340	13%	2,661
MINUTECLINIC LLC #3285		2,314	343	13%	2,657
MINUTECLINIC LLC #1807		2,226	417	16%	2,643
MINUTECLINIC LLC #3648		2,164	476	18%	2,640
EMERALD COAST URGENT CARE, LLC	1	1,970	660	25%	2,631
ADVENT HEALTH - DADE CITY		2,313	316	12%	2,629
BAPTIST HEALTH SOUTH FLORIDA - MIAMI BEACH URGENT CARE		2,226	390	15%	2,616
AFC PHYSICIANS OF FLORIDA PA		2,084	530	20%	2,614
HEALTH CARE DISTRICT OF PALM BEACH COUNTY	2	2,389	223	9%	2,614
CHARLES AIESI CONSULTING INC	13	2,313	283	11%	2,609
MEDEXPRESS URGENT CARE BOCA RATON		2,362	236	9%	2,598
MINUTECLINIC LLC #476		2,237	351	14%	2,588
MINUTECLINIC LLC #4201		2,247	334	13%	2,581
MINUTECLINIC LLC #6007		2,211	367	14%	2,578
VITRO MOLECULAR LABORATORIES	50	2,340	181	7%	2,571
ADVENT HEALTH - OCALA		2,124	447	17%	2,571
DONALD W ROBERTSON DO PA		1,993	556	22%	2,549
MINUTECLINIC LLC #1350		2,233	310	12%	2,543
MINUTECLINIC LLC #3635		2,200	343	13%	2,543
JUPITER MEDICAL CENTER URGENT CARE		1,967	558	22%	2,525
AMELIA EXPRESS CARE LLC	10	2,188	326	13%	2,524
PATIENTS FIRST - THOMASVILLE ROAD		2,243	277	11%	2,520
MINUTECLINIC LLC #1821		2,260	257	10%	2,517
LAKELAND REGIONAL HEALTH PABLO		2,213	296	12%	2,509
MINUTECLINIC LLC #8381		2,174	331	13%	2,505
EMERGENCY PHYSICIANS MEDICAL CENTER		1,387	1,106	44%	2,493
MINUTECLINIC LLC #5069		2,088	399	16%	2,487
EMERALD COAST URGENT CARE LLC		1,825	657	26%	2,482
DR G'S URGENT CARE		2,150	325	13%	2,475
PARRISH MEDICAL CENTER	1	2,161	299	12%	2,461
FLORIDA MEDICAL CLINIC	3	1,124	1,328	54%	2,455
TAMPA COMMUNITY HOSPITAL		2,092	338	14%	2,430
PHYSICIANS STAT LAB	3	1,075	1,340	55%	2,418
COMMUNITY HEALTH NORTHWEST FLORIDA	4	1,856	554	23%	2,414
MINUTECLINIC LLC #5157		2,099	313	13%	2,412
JACKSON HOSPITAL CLINICAL LABORATORY		2,096	314	13%	2,410
WHOLE FAMILY HEALTH CENTER INC		1,972	429	18%	2,401
BOND URGENT CARE LLC		1,815	586	24%	2,401
LAKE WALES MEDICAL CENTER INC		2,095	288	12%	2,383
MINUTECLINIC, LLC # 4469		2,072	284	12%	2,356
ASCENSION SACRED HEART - GULF		1,803	537	23%	2,340

COVID-19: testing by laboratory

Data through Apr 8, 2021 verified as of Apr 9, 2021 at 09:25 AM

Data in this report are provisional and subject to change.

The numbers in the table below represent the number of Florida and non-Florida residents for whom test results were received by the Department of Health. A person can be tested by more than one laboratory and can have both positive and negative results. **Therefore, the sum of the numbers in each column will be larger than the total number of people tested.**

Reporting lab	Inconclusive	Negative	Positive	Percent positive	Total
PHYSICIAN ASSOCIATES		2,070	240	10%	2,310
LEE HEALTH - COCONUT POINT CLINICAL LAB	2	1,872	433	19%	2,307
NCHMD INC		1,939	359	16%	2,298
MINUTECLINIC LLC #1815		2,044	248	11%	2,292
CORE DIAGNOSTIC LABORATORIES LLC	17	1,948	326	14%	2,291
INTELEX LABS, LLC		2,202	75	3%	2,277
ASSOCIATED PATHOLOGISTS, LLC	3	1,865	394	17%	2,262
MEDEXPRESS PORT CHARLOTTE		2,022	238	11%	2,260
MINI ER WATERFORD LAKES, THE		1,942	312	14%	2,254
MAGNOLIA DIAGNOSTICS, LLC	62	1,958	233	10%	2,253
MINUTECLINIC LLC #214		1,891	352	16%	2,243
GENOME LLC	2	2,062	167	7%	2,231
PRIMEHEALTH URGENT CARE	1	1,865	361	16%	2,227
UNIVERSITY OF NORTH FLORIDA STUDENT HEALTH		2,144	74	3%	2,218
FLOWERS HOSPITAL		1,976	192	9%	2,168
MINUTECLINIC LLC #3236		1,823	318	15%	2,141
PENSACOLA PEDIATRICS PA	1	1,949	175	8%	2,125
OPTUM LABS LLC	1	1,915	196	9%	2,112
NCH NORTHEAST	7	1,632	436	21%	2,075
FIU-HEALTH AUXILIARY LABORATORY	6	1,938	125	6%	2,069
MARTIN HEALTH SYSTEM - ST LUCIE WEST		1,856	189	9%	2,045
BAPTIST HEALTH EMERGENCY CENTER AT WEST CORAL WAY		1,645	393	19%	2,038
GENUS3		1,945	74	4%	2,019
MINUTECLINIC LLC #3637		1,625	391	19%	2,016
LITTLE PINE PEDIATRICS	1	1,707	275	14%	1,983
BARDMOOR LABORATORY	9	1,668	305	15%	1,982
DOC SMILEYS URGENT CARE LLC		1,621	360	18%	1,981
DOC SMILEY'S URGENT CARE		1,706	247	13%	1,953
ARCPPOINT LABS		1,352	585	30%	1,937
MEDFAST URGENT CARE CENTERS LLC	2	608	1,325	68%	1,935
MEDICAL CONSULTANTS OF FLORIDA, LLC	2	1,595	286	15%	1,883
BAYFRONT HEALTH - CITRUS HILLS		1,650	221	12%	1,871
WILLIAM OWEN PASS PARK		1,622	244	13%	1,866
ADVANCED MEDICAL OF NAPLES LLC		1,658	194	10%	1,852
WHITE WILSON MEDICAL CENTER		479	1,352	74%	1,831
BROWNWOOD CARE CENTER		1,604	227	12%	1,831
KETAMINE HEALTH CENTERS LLC	1	1,661	152	8%	1,814
LABORATORY SPECIALISTS OF MICHIGAN		1,497	314	17%	1,811
MINUTECLINIC, LLC #3245		1,470	341	19%	1,811
MIAMI JEWISH HEALTH SYSTEMS		1,735	72	4%	1,807
GENESIS LABORATORY MANAGEMENT	14	1,522	244	14%	1,780
STATMED OCALA	6	1,579	191	11%	1,776
NEIGHBORHOOD MEDICAL CENTER INC	17	1,574	183	10%	1,774
RIVER TOWN DIAGNOSTIC LLC		1,470	286	16%	1,756
MINUTECLINIC LLC		1,526	215	12%	1,741
MINUTECLINIC LLC #8927		1,491	248	14%	1,739

COVID-19: testing by laboratory

Data through Apr 8, 2021 verified as of Apr 9, 2021 at 09:25 AM

Data in this report are provisional and subject to change.

The numbers in the table below represent the number of Florida and non-Florida residents for whom test results were received by the Department of Health. A person can be tested by more than one laboratory and can have both positive and negative results. **Therefore, the sum of the numbers in each column will be larger than the total number of people tested.**

Reporting lab	Inconclusive	Negative	Positive	Percent positive	Total
SPARROW HEALTHCARE	2	1,482	254	15%	1,738
IGENOMIX USA LLC	50	1,524	160	9%	1,734
Community_Health		1,533	199	11%	1,732
NORTH SHORE LONG ISLAND JEWISH HEALTH	1	1,633	90	5%	1,724
ED FRASER MEMORIAL HOSPITAL		1,454	247	15%	1,701
JW PLASTIC SURGERY		1,449	244	14%	1,693
GRAVITY DIAGNOSTICS, LLC	5	1,534	152	9%	1,691
MINUTECLINIC LLC #5187		1,475	214	13%	1,689
BIO-TECH CLINICAL LABORATORIES INC		1,473	210	12%	1,683
READY RESPONDERS FLORIDA, PLLC		1,445	230	14%	1,675
LABTECH DIAGNOSTIC		1,383	290	17%	1,673
PROHEALTH MEDICAL CLINIC		1,000	633	39%	1,633
SHELL POINT NURSING PAVILION	1	1,550	73	4%	1,624
OPTUMCARE FLORIDA LLC		1,328	288	18%	1,616
OPTEO LABORATORY		1,567	34	2%	1,601
ELLENTON URGENT CARE		1,361	234	15%	1,595
PROJECT HEALTH, INC SUMTERVILLE	5	1,304	280	18%	1,589
ASSURANCE SCIENTIFIC LABORATORIES	1	1,294	283	18%	1,578
MELBOURNE MEDICAL LABORATORY	2	1,366	203	13%	1,571
ER QUICKCARE PL		1,353	215	14%	1,568
PATIENTS FIRST LAKE ELLA MEDICAL CENTER		1,410	157	10%	1,567
MEDEXPRESS URGENT CARE - JAX ATLANTIC BLVD		1,344	211	14%	1,555
SUNRISE URGENT CARE ASSOCIATES LLC D/B/A	9	1,072	474	30%	1,555
BAPTIST HEALTH SOUTH FLORIDA - COUNTRY WALK URGENT CARE EXPRESS		1,317	238	15%	1,555
FLORIDA DEPARTMENT OF HEALTH IN POLK COUNTY	2	1,184	352	23%	1,538
FIRST QUALITY LABORATORY		1,427	98	6%	1,525
UNIVERSITY OF ALABAMA AT BIRMINGHAM		1,467	48	3%	1,515
VRL EUROFINIS		1,474	40	3%	1,514
BIOCERNA LLC	9	1,338	165	11%	1,512
PEDIATRIC HEALTH CARE ALLIANCE - NORTHDAL		1,379	132	9%	1,511
HEALTH CENTRAL CLINICAL LABORATORY		1,342	158	11%	1,500
TOM LEE COMMUNITY HEALTH CENTER		999	494	33%	1,493
BAPTIST HEALTH SOUTH FLORIDA - KEY BISCANE URGENT CARE EXPRESS		1,298	188	13%	1,486
PARAMOUNT URGENT CARE VILLAGES		952	531	36%	1,483
INNOVATIVE TRANSFUSION MEDICINE, INC	11	1,278	175	12%	1,464
BAPTIST HEALTHCARE - JAY HOSPITAL	3	1,084	373	26%	1,460
CAREFAST MURABELLA		967	488	34%	1,455
CAREMED CLINIC LLC	1	1,160	294	20%	1,455
ADVANCE MEDICAL OF NAPLES		327	1,124	77%	1,451
UHEALTH DEERFIELD BEACH/UMSYLVESTER DEERFIELD BEACH LABORATORY	3	1,380	55	4%	1,438
BROAD INSTITUTE CLINICAL SEQUENCING RESEARCH PLATFORM	12	1,375	47	3%	1,434
NYU HOSPITALS CENTER CLINICAL LABORATORIES		1,383	46	3%	1,429
UHEALTH CLINIC AT WALGREENS		1,160	269	19%	1,429
ST ANNES NURSING CENTER		1,395	31	2%	1,426
PATIENTS CHOICE LABORATORIES		831	592	42%	1,423
SMA LAB	12	1,252	157	11%	1,421

COVID-19: testing by laboratory

Data through Apr 8, 2021 verified as of Apr 9, 2021 at 09:25 AM

Data in this report are provisional and subject to change.

The numbers in the table below represent the number of Florida and non-Florida residents for whom test results were received by the Department of Health. A person can be tested by more than one laboratory and can have both positive and negative results. **Therefore, the sum of the numbers in each column will be larger than the total number of people tested.**

Reporting lab	Inconclusive	Negative	Positive	Percent positive	Total
TEMPUS CLINICAL LABORATORY	10	1,253	152	11%	1,415
TREASURE COAST MEDICAL ASSOCIATES INC		747	663	47%	1,410
COASTAL LABORATORIES	1	1,120	287	20%	1,408
ADVENTHEALTH CENTRA CARE TRINITY		1,213	184	13%	1,397
PARAMOUNT URGENT CARE - CLERMONT		807	588	42%	1,395
EUROFINS NTD, LLC		1,346	44	3%	1,390
AMELIA EXPRESS CARE	1	772	616	44%	1,389
QUICK CARE MED		1,084	294	21%	1,378
MYTEST DIAGNOSTICS		1,308	68	5%	1,376
PALM BAY HOSPITAL CLINICAL LABORATORY		997	375	27%	1,372
CREEKSIDE CARE CENTER	1	1,191	175	13%	1,367
ASCENSION ST VINCENT'S - SOUTHSIDE		1,308	49	4%	1,357
APALACHEE CORRECTIONAL INSTITUTION EAST UNIT		1,322	26	2%	1,348
VAVA PARTNERS LLC		528	818	61%	1,346
ABSOLUTE GENOMICS	2	1,120	213	16%	1,335
ADDICTION LABS OF AMERICA	3	1,219	79	6%	1,301
XPRESS URGENT CARE	4	1,097	196	15%	1,297
PRIMARY CARE SOUTH INC		839	451	35%	1,290
HOLIDAY CVS LLC DBA CVSPHARMACY #5155		1,220	62	5%	1,282
LAB24 INC	3	595	676	53%	1,274
NORTH VISTA HOSPITAL LABORATORY		1,071	187	15%	1,258
PALM HARBOR PHARMACY		1,083	165	13%	1,248
NAPLES URGENT CARE	1	815	432	35%	1,248
SOLARIS HEALTHCARE PALATKA		1,135	103	8%	1,238
STAGEZERO LIFE SCIENCES INC	4	1,124	103	8%	1,231
NORTH FLORIDA PEDIATRICS-TALLAHASSEE	1	1,123	103	8%	1,227
ADVANCED DIAGNOSTIC LABORATORY		1,178	47	4%	1,225
ST PETERSBURG PEDIATRICS	1	1,102	117	10%	1,220
USF MORSANI CENTER FOR ADVANCED HEALTH CARE		1,072	148	12%	1,220
PALM BEACH ATLANTIC UNIVERSITY		1,183	37	3%	1,220
PROJECT HEALTH INC	4	1,035	177	15%	1,216
CLINICORE		1,124	91	7%	1,215
LPG COCONUT POINT		1,008	200	17%	1,208
PROFESSIONAL HEALTH EXAMINERS DBA PROHEALTH	1	976	224	19%	1,201
EPN URGENT CARE NAPLES	2	792	403	34%	1,197
ACCESS MEDICAL LABS		746	448	38%	1,194
CARENOW URGENT CARE - FORT PIERCE		846	348	29%	1,194
COASTAL PEDIATRIC GROUP		1,034	156	13%	1,190
NORTH FLORIDA PEDIATRICS - LAKE CITY		967	219	18%	1,186
GROWING TOGETHER PEDIATRICS LLC		1,120	64	5%	1,184
ARCPPOINT LABS OF CORAL SPRINGS FL		990	188	16%	1,178
AMERICAN SCIENTIFIC LABORATORIES LLC		1,137	15	1%	1,152
CATALYST WALK IN CLINIC		906	231	20%	1,137
PEDIATRICS OF CENTRAL FLORIDA PA	20	1,058	58	5%	1,136
CAPSTONE HEALTHCARE		802	330	29%	1,132
VERITAS GENETICS	61	945	119	11%	1,125

COVID-19: testing by laboratory

Data through Apr 8, 2021 verified as of Apr 9, 2021 at 09:25 AM

Data in this report are provisional and subject to change.

The numbers in the table below represent the number of Florida and non-Florida residents for whom test results were received by the Department of Health. A person can be tested by more than one laboratory and can have both positive and negative results. **Therefore, the sum of the numbers in each column will be larger than the total number of people tested.**

Reporting lab	Inconclusive	Negative	Positive	Percent positive	Total
STEWART REFERENCE LABORATORY	1	611	505	45%	1,117
EMERALD COAST PEDIATRICS		1,058	57	5%	1,115
PENSACOLA PEDIATRICS	3	874	236	21%	1,113
TYNDALL AIR FORCE BASE		898	210	19%	1,108
GENEIQ		1,035	63	6%	1,098
XYZ LABORATORY	8	942	146	13%	1,096
PRIMARY CARE OF THE TREASURE COAST		947	134	12%	1,081
COLLIER URGENT CARE CENTERS CREEKSIDE		950	121	11%	1,071
PROFESSIONAL HEALTH EXAMINERS		922	147	14%	1,069
AMERICAN FAMILY CARE PENSACOLA WEST		533	533	50%	1,066
HENDRY REGIONAL MEDICAL CENTER CLINICAL LABORATORY		809	254	24%	1,063
FISHERMENS HOSPITAL CLINICAL LAB		968	93	9%	1,061
RAINBOW RIVER MEDICAL LABORATORY		978	83	8%	1,061
CAPE CANAVERAL HOSPITAL		767	286	27%	1,053
INTERLACHEN PEDIATRICS		1,006	41	4%	1,047
MINUTECLINIC, LLC DBA MINUTECLINIC #4717		1,004	42	4%	1,046
LENCO MEDICAL LABORATORY		987	54	5%	1,041
INTERLACHEN PEDIATRICS PA		986	55	5%	1,041
EAST LAKE PEDIATRICS		904	123	12%	1,027
HALIFAX MEDICAL CENTER-PORT ORANGE LAB		870	145	14%	1,015
VRL EUROFINIS - DALLAS		996	13	1%	1,009
VERITOR		850	158	16%	1,008
PHAROS HEALTH		756	247	25%	1,003
THE HEALTH CENTER OF PLANT CITY		926	77	8%	1,003
SPEARHEAD MEDICAL		906	95	9%	1,001
WOODLANDS MEDICAL SPECIALISTS		733	262	26%	995
ADVENTHEALTH EXPRESS CARE AT WALGREENS		862	129	13%	991
LAKELAND REGIONAL HEALTH - PWC/OB		36	954	96%	990
NORTH FLORIDA PEDIATRICS PA - SUWANNEE	3	852	129	13%	984
NORTH OKALOOSA MEDICAL CENTER		622	340	35%	962
HISTOPATHOLOGY SERVICES, LLC		845	107	11%	952
BAPTIST HEALTH - MD ANDERSON CANCER CENTER		942	5	1%	947
UNIVERSITY OF WEST FLORIDA STUDENT HEALTH SERVICES	1	819	127	13%	947
COVANCE CLINICAL RESEARCH UNIT INC		919	26	3%	945
MOLECULAR TESTING LABS		852	89	9%	941
C.W. BILL YOUNG VA MEDICAL CENTER	1	21	918	98%	940
ENCOMPASS HEALTH		915	22	2%	937
LOOP PEDIATRICS PA	3	779	144	16%	926
TACACHALE CLINICAL LABORATORY	1	876	49	5%	926
INTEGRITY LABORATORIES, LLC	4	756	165	18%	925
CHILDRENS MEDICAL ASSOCIATION		838	84	9%	922
GENE TOX WORLDWIDE	60	736	125	14%	921
NORTH SHORE LIJ URGENT CARE PC		865	54	6%	919
FAST TRACK URGENT CARE CENTER		4	915	100%	919
CONSULATE HEALTH CARE OF NEW PORT RICHEY	2	783	126	14%	911
NORTH FLORIDA PEDIATRICS PA	2	791	115	13%	908

COVID-19: testing by laboratory

Data through Apr 8, 2021 verified as of Apr 9, 2021 at 09:25 AM

Data in this report are provisional and subject to change.

The numbers in the table below represent the number of Florida and non-Florida residents for whom test results were received by the Department of Health. A person can be tested by more than one laboratory and can have both positive and negative results. **Therefore, the sum of the numbers in each column will be larger than the total number of people tested.**

Reporting lab	Inconclusive	Negative	Positive	Percent positive	Total
CLARITY LABS		810	97	11%	907
CVS HEALTH		711	193	21%	904
LEE COUNTY EMERGENCY MEDICAL SERVICE	1	775	121	13%	897
DEPARTMENT OF CLINICAL LABS	1	875	20	2%	896
VIERA HOSPITAL, INC		712	181	20%	893
Point of Care Testing	1	125	761	86%	887
JACKSONVILLE BEACH PEDIATRIC CARE CENTER □		821	66	7%	887
NORTH FLORIDA MEDICAL GROUP		730	152	17%	882
BREVARD HEALTH ALLIANCE		602	277	32%	879
CYPRESS VILLAGE	1	848	25	3%	874
REDI MED LLC		704	165	19%	869
BREVARD HEALTH ALLIANCE INC, THE		812	49	6%	861
24 HOUR PEDIATRIC CARE CENTER	4	798	59	7%	861
DOCTOR'S MEMORIAL HOSPITAL		694	165	19%	859
COASTAL PHYSICIANS, LLC		694	164	19%	858
BETHESDA HEALTH URGENT CARE		727	131	15%	858
MINUTE CLINIC INCORPORATE		818	33	4%	851
NCHMD, INC SOUTHEAST IMMEDIATE CARE		661	187	22%	848
SOLARIS HEALTHCARE CHARLOTTE HARBOR		795	50	6%	845
PALM GARDEN OF PORT SAINT LUCIE		835	10	1%	845
AUGUSTUS LABS LLC		696	148	18%	844
CRUCIAL CARE EMERGENCY MEDICINE DOCTORS		674	168	20%	842
FAMILY HEALTH CENTERS OF SWF LABS	2	737	101	12%	840
Tampa Lakes Health and Rehabilitation Center	2	760	73	9%	835
SPRING HILL HEALTH AND REHABILITATION CENTER		808	25	3%	833
CARE ONE OF FLORIDA LLC		576	256	31%	832
CENTRAL FLORIDA HEALTH CARE INC		714	117	14%	831
CALHOUN LIBERTY HOSPITAL		663	163	20%	826
ANY LAB TEST NOW	1	559	260	32%	820
EAST LAKE PEDIATRICS PA		745	75	9%	820
PEBBLEBROOK PHARMACY	1	689	127	16%	817
FLORIDA HOSPITAL ORLANDO		743	74	9%	817
ASAP LABS LLC	7	655	151	19%	813
LIFE CARE CENTER OF NEW PORT RICHEY		774	37	5%	811
ASCENSION ST VINCENT'S - CLAY		775	35	4%	810
FG RAPID RESULTS	5	470	332	41%	807
MIDWAY SPECIATLY CARE CENTER	1	584	221	27%	806
PRIMARY CARE SERVICES AT INDIAN RIVER ESTATES		781	25	3%	806
CLINICAL PATHOLOGY LABS INC		726	80	10%	806
PRIMARY CARE SERVICES AT ST ANDREWS ESTATES		806			806
LAB DOCTOR		705	96	12%	801
AMERICAN MEDICAL RESPONSE		791	8	1%	799
DYNIX DIAGNOSTICS	2	528	269	34%	799
NITE LITE PEDIATRICS		234	564	71%	798
PALACE NURSING HOME & REHAB CENTER		761	36	5%	797
MINUTECLINIC LLC, #10357		791	6	1%	797

COVID-19: testing by laboratory

Data through Apr 8, 2021 verified as of Apr 9, 2021 at 09:25 AM

Data in this report are provisional and subject to change.

The numbers in the table below represent the number of Florida and non-Florida residents for whom test results were received by the Department of Health. A person can be tested by more than one laboratory and can have both positive and negative results. **Therefore, the sum of the numbers in each column will be larger than the total number of people tested.**

Reporting lab	Inconclusive	Negative	Positive	Percent positive	Total
FLORIDA GULF COAST UNIVERSITY		606	191	24%	797
GOLDEN GATE FAMILY CLINIC		332	464	58%	796
ALTAMONTE MD		583	212	27%	795
NONE		308	487	61%	795
FAMILY HEALTH CENTERS OF SOUTHWEST FLORIDA INC		705	86	11%	791
Fernandina Beach Rehabilitation and Nursing Center	1	768	19	2%	788
FLAGLER COUNTY HEALTH DEPARTMENT	3	609	175	22%	787
TELESCOPE HEALTH LLC	4	660	120	15%	784
VITAS HEALTHCARE CORPORATION OF FLA	1	776	5	1%	782
MEDLAB DIAGNOSTICS, LLC		724	55	7%	779
DAIRY ROAD URGENT CARE	2	643	133	17%	778
POINT WASHINGTON MEDICAL CLINIC	1	565	208	27%	774
BERNHARDT LABORATORIES	2	695	75	10%	772
EXPRESS PHARMACY		713	57	7%	770
VENICE REGIONAL BAYFRONT HEALTH (PULMONARY)		637	130	17%	767
MACDILL AIR FORCE BASE		713	51	7%	764
KENDALL HEALTHCARE PROPERTIES DBA	2	733	28	4%	763
SOUTHEAST ALABAMA MEDICAL CENT		706	56	7%	762
Victoria Nursing and Rehabilitation Center		707	53	7%	760
AFC URGENT CARE CLEARWATER	1	171	585	77%	757
ETHOS WELLNESS PHARMACY		708	48	6%	756
GULF COAST VILLAGE		716	39	5%	755
WILLOWBROOKE COURT AT EDGEWATER POINTE ESTATES		746	9	1%	755
NORTHEAST FLORIDA NEUROLOGY CLINICS, INC		637	113	15%	750
ORLANDO HEALTH AND REHAB CENTER		700	44	6%	744
SANTA ROSA MEDICAL GROUP		575	167	23%	742
MOORINGS PARK INSTITUTE, INC, THE		713	28	4%	741
ADVENT HEALTH LAB - ORLANDO		434	306	41%	740
MAIN STREET MEDICAL CENTER		208	528	72%	736
PHYSICIANS STAT LAB INC		645	90	12%	735
PENSACOLA PEDIATRICS PA - TIGER POINT	22	700	8	1%	730
PEDIATRIC HEALTHCARE ALLIANCE		687	41	6%	728
PALM GARDEN OF VERO BEACH		680	46	6%	726
DISNEY COVID TEST SITE		703	14	2%	717
BOND AND STEELE CLINIC PA		511	205	29%	716
Crestview Rehabilitation Center	5	582	129	18%	716
CITY MEDICAL OF NEW JERSEY, PC		648	66	9%	714
RESTORE HEALTH URGENT CARE		570	142	20%	712
BOCA GRANDE HEALTH CLINIC		672	38	5%	710
ADVENTHEALTH MEDICAL GROUP PROMPT CARE		503	205	29%	708
LIFE CARE CENTER OF PENSACOLA		657	49	7%	706
GRAND COURT TAMPA		701	4	1%	705
MEDICAL CENTER OF DELTONA, INC		594	104	15%	698
MOUNT SINAI LABORATORY		664	32	5%	696
PREMIER MEDICAL LABORATORY SERVICES	2	468	225	32%	695
WHITE-WILSON MEDICAL CENTER - FORT WALTON BEACH		670	23	3%	693

COVID-19: testing by laboratory

Data through Apr 8, 2021 verified as of Apr 9, 2021 at 09:25 AM

Data in this report are provisional and subject to change.

The numbers in the table below represent the number of Florida and non-Florida residents for whom test results were received by the Department of Health. A person can be tested by more than one laboratory and can have both positive and negative results. **Therefore, the sum of the numbers in each column will be larger than the total number of people tested.**

Reporting lab	Inconclusive	Negative	Positive	Percent positive	Total
CARITHERS PEDIATRIC GROUP		637	55	8%	692
ORANGE BLOSSOM FAMILY HEALTH		655	35	5%	690
LIFE CARE CENTER OF ORANGE PARK		657	32	5%	689
BOND CLINIC PA PEDIATRICS DEPT		634	50	7%	684
NCH HEALTHCARE SYSTEM MICROBIOLOGY LAB		2	681	100%	683
BUFFALO CROSSING HEALTHCARE & REHABILITATION CTR		667	16	2%	683
SUWANNEE HEALTH AND REHABILITATION CENTER		677	5	1%	682
J AND G MEDICAL GROUP LLC		563	119	17%	682
NORTH FL SOUTH GA HCS-LAKE CITY		665	13	2%	678
JOHN KNOX VILLAGE HEALTH CENTER		652	26	4%	678
MEDICAL FP - WHOLE FAMILY HEALTH CENTER		556	120	18%	676
THE PRESERVE		664	10	1%	674
TREE HOUSE PEDIATRICS PLLC		606	67	10%	673
MINI ER ADULT AND PEDIATRIC URGENT CARE		574	98	15%	672
GULF COAST MOLECULAR LABORATORIES	13	555	104	15%	672
NATURE COAST MEDICAL GROUP		561	111	17%	672
MEDONE URGENT CARE CENTER		449	223	33%	672
FORT MYERS INTERNAL MEDICINE, LLC		602	65	10%	667
WHITE WILSON MEDICAL CENTER PA - NAVARRE		541	121	18%	662
PEDIATRIC HEALTHCARE ALLIANCE PA		610	52	8%	662
ST JOHN'S NURSING CENTER		637	24	4%	661
MANOR PINES CONVALESCENT CENTER LLC	1	638	22	3%	661
DIAMOND RIDGE HEALTH AND REHABILITATION		625	35	5%	660
VETERANS AFFAIRS MEDICAL CENTER	1	43	615	93%	659
CLEWISTON NURSING AND REHABILITATION CENTER		644	14	2%	658
POINT OF CARE TESTING SITE		630	26	4%	656
MANOR CARE HEALTH SERVICES - FT MYERS		629	26	4%	655
HOLMES REGIONAL MEDICAL CENTER		11	641	98%	652
EDEN SPRINGS NURSING AND REHAB CENTER		538	111	17%	649
BALDWIN PEDIATRICS	1	618	30	5%	649
MAVERICK LABS		461	188	29%	649
GOLDEN GLADES NURSING & REHABILITATION CTR		630	18	3%	648
MID-FLORIDA PATHOLOGY		480	164	25%	644
LIFE CARE CENTER OF HILLIARD		621	22	3%	643
WILLOW BROOKE COURT AT INDIAN RIVER ESTATES		598	44	7%	642
PALM GARDEN OF CLEARWATER		622	18	3%	640
MEDONE URGENT CARE AT ST. AUGUSTINE		215	422	66%	637
BHA CENTRAL COUNTY CLINIC		562	74	12%	636
ARTHREX MEDICAL CENTER	1	510	125	20%	636
NCH HEALTHCARE BONITA		498	137	22%	635
MAYFLOWER ASSISTED LIVING		627	7	1%	634
VITAS HEALTHCARE CORP OF CENTRAL FL		606	25	4%	631
PHYSICIANS PRIMARY CARE LAB	1	552	77	12%	630
MILLER BIOCONNECT		566	63	10%	629
WATSON THERAPEUTICS INC	1	592	33	5%	626
EMERALD SHORES HEALTH AND REHABILITATION		525	97	16%	622

COVID-19: testing by laboratory

Data through Apr 8, 2021 verified as of Apr 9, 2021 at 09:25 AM

Data in this report are provisional and subject to change.

The numbers in the table below represent the number of Florida and non-Florida residents for whom test results were received by the Department of Health. A person can be tested by more than one laboratory and can have both positive and negative results. **Therefore, the sum of the numbers in each column will be larger than the total number of people tested.**

Reporting lab	Inconclusive	Negative	Positive	Percent positive	Total
CLINICAL ENTERPRISE, INC		599	21	3%	620
OCALA FAMILY MEDICAL CENTER INC	2	540	77	12%	619
SEBASTIAN RIVER MEDICAL CENTER	2	441	174	28%	617
CHILDRENS CLINIC WEST FLORIDA PEDIATRICS		562	52	8%	614
VETERANS AFFAIRS MEDICAL CENTER - JAMES A HALEY			614	100%	614
NSPIRE HEALTHCARE MIAMI LAKES	8	588	14	2%	610
HOLY CROSS HOSPITAL		12	598	98%	610
CONSULATE HEALTHCARE OF VERO BEACH	14	512	83	14%	609
RAINBOW PEDIATRIC CENTER PA		570	38	6%	608
Signature HealthCare Center of Waterford		571	35	6%	606
CLIFFORD CHESTER SIMS STATE VETERANS		591	12	2%	603
SABAL PALMS HEALTH AND REHAB		551	52	9%	603
PATIENTS FIRST - MAHAN DRIVE		164	436	73%	600
PALM GARDEN OF TAMPA		570	29	5%	599
DASCENA, INC	3	532	60	10%	595
BROOKDALE FORT MYERS CYPRESS LAKE		590	2	0%	592
HMA SANTA ROSA MEDICAL CENTER LLC DBA		469	122	21%	591
BALDOMERO LOPEZ STATE VETERANS NURSING HOME	2	584	4	1%	590
MANOR CARE NURSING CENTER OF SARASOTA FL LLC		502	87	15%	589
EXPRESS URGENT CARE LLC		1	587	100%	588
BAPTIST PRIMARY CARE	2	470	115	20%	587
CHILDRENS MEDICAL ASSOCIATION PA		519	67	11%	586
AMERICA'S PHARMACY LLC		513	70	12%	583
SHORELINE PHYSICIAN GROUP		364	219	38%	583
SEMINOLE NURSING PAVILION		575	8	1%	583
THERADOC		152	430	74%	582
CONTINENTAL CLINICAL RESEARCH, LLC		524	57	10%	581
SOLARIS HEALTHCARE LAKE CITY		478	101	17%	579
Plantation Bay Rehabilitation Center		553	24	4%	577
DAVITA LABORATORY		471	104	18%	575
QUOTIENT SCIENCES		558	17	3%	575
HEARTLAND PEDIATRICS OF LAKE WALES		519	56	10%	575
PIONEER CLINICAL LAB LLC		468	106	18%	574
PALM GARDEN OF OCALA		475	98	17%	573
TENNESSEE DOH - NASHVILLE	2	504	66	12%	572
MEDICAL VB		451	121	21%	572
HARBOUR HEALTH CENTER		554	17	3%	571
Southern Oaks Care Center	1	532	37	6%	570
AFC URGENT CARE FAMILY CARE			570	100%	570
VALENCIA HILLS HEALTH AND REHABILITATION CENTER		556	13	2%	569
PALMETTO FAMILY HEALTHCARE	1	367	199	35%	567
SIGNATURE HEALTHCARE OF BROOKWOOD GARDENS		559	8	1%	567
LIFEBRITE	2	352	213	38%	567
SHORE ACRES CARE CENTER		530	36	6%	566
VILLA MARIA NURSING & REHAB CENTER INC	1	547	14	2%	562
ECCOLAB GROUP	1	148	413	73%	562

COVID-19: testing by laboratory

Data through Apr 8, 2021 verified as of Apr 9, 2021 at 09:25 AM

Data in this report are provisional and subject to change.

The numbers in the table below represent the number of Florida and non-Florida residents for whom test results were received by the Department of Health. A person can be tested by more than one laboratory and can have both positive and negative results. **Therefore, the sum of the numbers in each column will be larger than the total number of people tested.**

Reporting lab	Inconclusive	Negative	Positive	Percent positive	Total
PREMIER MEDICAL CENTER LLC	11	523	28	5%	562
PRINCIPLE LABORATORY	8	546	7	1%	561
MICHAEL A MIDDLETON MD PA□		529	29	5%	558
DXTERITY DIAGNOSTICS	2	521	34	6%	557
UNIVERSITY OF TAMPA INC, THE		542	13	2%	555
The Sands at South Beach		549	4	1%	553
HEALTH CENTER AT BRENTWOOD	1	506	46	8%	553
PALM GARDEN OF JACKSONVILLE□	2	471	80	14%	553
FOUNTAIN MANOR HEALTH AND REHAB CENTER	1	532	20	4%	553
NEMOURS CHILDERN'S HOSPITAL		453	98	18%	551
INTERNAL MEDICINE & PEDIATRICS OF TAMPA BAY PA		475	75	14%	550
VETERANS AFFAIRS MEDICAL CENTER - GAINESVILLE		3	547	99%	550
DOH - INDIAN RIVER		459	89	16%	548
BRISTOL AT TAMPA, THE	4	535	9	2%	548
VETERANS AFFAIRS MEDICAL CENTER - BAY PINES		18	529	97%	547
VITAE DIAGNOSTICS		534	13	2%	547
MANOR OAKS NURSING & REHAB CENTER	5	539	2	0%	546
NCF DIAGNOSTICS & DNA TECHNOLOGIES	15	213	318	58%	546
COASTAL URGENT CARE		428	116	21%	544
DOCTORS CENTER,THE		432	111	20%	543
NEW YORK HOSPITAL LABORATORIES	1	525	14	3%	540
THE MANOR AT BLUE WATER BAY		480	60	11%	540
FLORIDA DEPARTMENT OF HEALTH IN CALHOUN COUNTY		408	132	24%	540
HOPE HOSPICE AND COMMUNITY SERVICES INC	14	503	20	4%	537
FIRST CHOICE PEDIATRICS		434	103	19%	537
AFC URGENT CARE SEMINOLE	1		536	100%	537
FHMG FLORIDA HOSPITAL MEDICAL GROUP		496	40	7%	536
ARCPPOINTS LABS		469	67	13%	536
RUSKIN HEALTH CENTER		322	213	40%	535
AFC URGENT CARE TYRONE		4	531	99%	535
WELL-BEING MEDICAL CENTER PLLC		486	48	9%	534
MEMORIAL PEMBROKE 24/7 CARE CENTER		409	123	23%	532
RICARDO NAVARRO DO PA		459	73	14%	532
AFC URGENT CARE		149	382	72%	531
FLORIDA HOSPITAL MEDICAL GROUP		319	212	40%	531
FLORIDA HOSPITAL WAUCHULA		391	139	26%	530
ADVENT HEALTH - DELTONA ER		445	85	16%	530
FLOMEDILAB		300	230	43%	530
MED FAST URGENT CARE CENTER		260	268	51%	528
MEDICAL CENTER CLINIC-IMMEDIATE CARE	1	423	104	20%	528
NAPLES CHILDREN'S URGENT CARE		466	62	12%	528
CHURCH OF SCIENTOLOGY FLAG SERVICE ORGANIZATION		513	12	2%	525
WEST GABLES HEALTH CARE CENTER		514	11	2%	525
JACKSON MEMORIAL PERDUE MEDICAL CENTER		497	27	5%	524
CITRUS NURSING CENTER LLC		474	47	9%	521
URGENT CARE EXPRESS LLC		193	326	63%	519

COVID-19: testing by laboratory

Data through Apr 8, 2021 verified as of Apr 9, 2021 at 09:25 AM

Data in this report are provisional and subject to change.

The numbers in the table below represent the number of Florida and non-Florida residents for whom test results were received by the Department of Health. A person can be tested by more than one laboratory and can have both positive and negative results. **Therefore, the sum of the numbers in each column will be larger than the total number of people tested.**

Reporting lab	Inconclusive	Negative	Positive	Percent positive	Total
JACKSON MEMORIAL LONG TERM CARE CENTER		489	30	6%	519
DBI HEALTH INC		502	15	3%	517
RIVER GARDEN HEBREW HOME FOR THE AGED		462	55	11%	517
MEDFAST URGENT CARE CENTERS		231	283	55%	514
FLORIDA DEPARTMENT OF HEALTH CLAY COUNTY	1	415	98	19%	514
SOUTHERN LABORATORY SERVICES OF NWF		475	38	7%	513
6TH MEDICAL GROUP - MCDILL AFB	1	476	36	7%	513
STEWART SEBASTIAN RIVER MEDICAL CENTER		456	56	11%	512
THE PALACE AT HOMESTEAD	1	491	20	4%	512
Good Samaritan Society Kissimmee Village		446	65	13%	511
ENZO CLINICAL LABS INC	3	483	25	5%	511
LAUDERDALE NURSING CENTER LLC	1	490	19	4%	510
HILLCREST HEALTH CARE & REHABILITATION CENTER	3	491	15	3%	509
ST CLOUD REGIONAL MEDICAL CENTER CLINICAL LAB		394	113	22%	507
Palm Garden of Largo		502	4	1%	506
LIFE CARE CENTER OF PALM BAY		478	28	6%	506
BROWARD PARTNERSHIP	6	492	8	2%	506
SUSANNA WESLEY HEALTH CENTER		467	37	7%	504
CARENOW	2	283	217	43%	502
LITTLE PINE PEDIATRICS PLLC	3	440	59	12%	502
BENTON PEDIATRICS INC		449	53	11%	502
NURSING PLUS OF BROWARD LLC	1	477	22	4%	500
CLINICAL PATHOLOGY LABS		388	111	22%	499
ORLANDO HEALTH CENTER FOR REHABILITATION		485	14	3%	499
SUNSHINE URGENT CARE LLC		346	152	31%	498
HERON POINTE HEALTH AND REHABILITATION	1	494	3	1%	498
CHAUTAUQUA REHABILITATION AND NURSING CENTER		486	10	2%	496
GANDY CROSSING CARE CENTER	1	478	16	3%	495
PW WINDERMERE SUBTENANT LLC		492	2	0%	494
PARKLANDS FACILITY INC	4	447	42	9%	493
MANOR AT CARPENTERS		461	32	6%	493
ASCEND CLINICAL	7	415	71	14%	493
PALM GARDEN OF WINTER HAVEN	3	473	16	3%	492
SANDBAY URGENT CARE		396	95	19%	491
FLO-MEDILAB SERVICES LLC		194	296	60%	490
E-LAB OF FLORIDA		439	47	10%	486
CARE ONE OF FLORIDA	1	336	148	31%	485
HOSPICE OF THE FLORIDA SUNCOAST,THE		480	3	1%	483
HARTS HARBOR HEALTH CARE CENTER		457	24	5%	481
GOOD SAMARITAN CENTER		478	3	1%	481
NORTH FLORIDA RETIREMENT VILLAGE		479	2	0%	481
SOLARIS HEALTHCARE OSCEOLA		457	24	5%	481
PALM GARDEN OF ORLANDO		446	34	7%	480
FAIRWAY OAKS CENTER LLC	6	468	6	1%	480
ANCIENT CITY PEDIATRICS	1	461	18	4%	480
Quest Diag Unspecifd	1	320	159	33%	480

COVID-19: testing by laboratory

Data through Apr 8, 2021 verified as of Apr 9, 2021 at 09:25 AM

Data in this report are provisional and subject to change.

The numbers in the table below represent the number of Florida and non-Florida residents for whom test results were received by the Department of Health. A person can be tested by more than one laboratory and can have both positive and negative results. **Therefore, the sum of the numbers in each column will be larger than the total number of people tested.**

Reporting lab	Inconclusive	Negative	Positive	Percent positive	Total
Colonial Lakes Health Care		434	45	9%	479
MAGNOLIA FAMILY URGENT CARE		433	46	10%	479
NEW PLANT CITY FAMILY CARE	1	259	217	45%	477
MOBILE MEDICAL ASSOCIATES PL	17	408	52	11%	477
NAVAL HOSPITAL - JACKSONVILLE		137	340	71%	477
ADVENTHEALTH MEDICAL GROUP PROMPT CAR	1	346	129	27%	476
Cypress Cove Care Center		376	100	21%	476
Solaris Healthcare Daytona	2	427	47	10%	476
MEDIPATH		51	425	89%	476
ADVENTHEALTH EXPRESS CARE AT WALGREENS 49TH STREET		405	71	15%	476
CONSULATE HEALTH CARE OF BAYONET POINT	4	461	7	1%	472
MEMPHIS PATHOLOGY LABORATORY	5	443	23	5%	471
NTD_EUROFINS_AIMS		429	40	9%	469
MEDSCAN LABORATORY INC	1	253	214	46%	468
NEW YORK PRESBYTERIAN - CUMC CLINICAL		450	18	4%	468
WILLISTON CARE CENTER		403	63	14%	466
BROOKDALE PALMER RANCH	1	407	57	12%	465
APLS SERVICES LLC D/B/A CLEAR DIAGNOSTICS	13	443	8	2%	464
EPN URGENT CARE		83	381	82%	464
ELLENTON PEDIATRICS		445	19	4%	464
ORLANDO VA MEDICAL CENTER			464	100%	464
STARKE FAMILY MEDICAL CENTER		373	89	19%	462
ADDINGTON PLACE AT WELLINGTON GREEN		451	10	2%	461
THE PALACE MANAGEMENT - THE PALACE AT CORAL GABLES		458	3	1%	461
TIDEWELL HOSPICE INC	2	450	7	2%	459
Darcy Hall Of Life Care		446	13	3%	459
VITAS LUTHERAN TOWERS INPATIENT PROGRAM		394	64	14%	458
MOOSEHAVEN HEALTH CENTER		415	42	9%	457
ABBAY DELRAY		450	6	1%	456
ASSOCIATESMD MEDICAL GROUP INC		389	66	15%	455
CLARIDGE HOUSE NURSING CENTER		437	18	4%	455
Solaris HealthCare Windermere		422	32	7%	454
EMERALD COAST PEDIATRICS & ADOL		391	63	14%	454
Ocala Health and Rehabilitation Center		433	21	5%	454
FLORIDA HOSPITAL HEARTLAND MED CTR LAKE PLACID		350	103	23%	453
Q ANSWER LAB	1	392	59	13%	452
PORT SAINT LUCIE HOSPITAL		443	9	2%	452
BROOKSVILLE HEALTHCARE CENTER LLC		438	13	3%	451
HEALTHY STEPS PEDIATRICS		402	47	10%	449
BONIFAY NURSING AND REHAB CENTER		417	31	7%	448
Parkview Rehabilitation Center at Winter Park		437	10	2%	447
Santa Rosa Center for Rehabilitation and Healing		375	71	16%	446
DIAMOND RIDGE HEALTH AND REHABILITATION CENTER		424	22	5%	446
SMA SPECIALTY MEDICAL LAB		120	325	73%	445
TRINITY REGIONAL REHAB CENTER		424	19	4%	443
SOLARIS HEALTHCARE MERRITT ISLAND		397	46	10%	443

COVID-19: testing by laboratory

Data through Apr 8, 2021 verified as of Apr 9, 2021 at 09:25 AM

Data in this report are provisional and subject to change.

The numbers in the table below represent the number of Florida and non-Florida residents for whom test results were received by the Department of Health. A person can be tested by more than one laboratory and can have both positive and negative results. **Therefore, the sum of the numbers in each column will be larger than the total number of people tested.**

Reporting lab	Inconclusive	Negative	Positive	Percent positive	Total
VITAS HEALTHCARE CORPORATION		437	5	1%	442
BAPTIST PRIMARY CARE, INC		412	30	7%	442
NORTH FLORIDA REHABILITATION & SPECIALTY CARE		436	6	1%	442
THE SPRINGS AT BOCA CIEGA BAY		430	11	2%	441
AMEERAH LABS, LLC	2	354	84	19%	440
EMERITUS AT NAPLES	2	437	1	0%	440
ST ANDREWS BAY SKILLED NURSING &		378	61	14%	439
UNIVERSITY OF TAMPA STUDENT HEALTH AND SHC CLINICAL LABORATORY		278	161	37%	439
ADVENT HEALTH - WESTCHASE ER		378	61	14%	439
UNIVERSITY OF CENTRAL FLORIDA HEALTH SERVICES		424	14	3%	438
KINDRED HOSPITAL	10	407	21	5%	438
PRO HEALTH		188	248	57%	436
Bardmoor Oaks Healthcare and Rehabilitation Center		422	14	3%	436
ROLLINS COLLEGE WELLNESS CENTER		130	305	70%	435
PEDIATRICS BY THE SEA		418	17	4%	435
Manatee Springs Rehabilitation and Nursing Center		414	20	5%	434
APP-UNIPATH, LLC	2	416	15	3%	433
PINES OF SARASOTA		426	7	2%	433
ADVENT HEALTH - TIMBERRIDGE ER		363	69	16%	432
AVECINA MEDICAL JULINGTON	1	240	189	44%	430
FLORIDA DEPT OF HEALTH IN BREVARD COUNTY	3	364	63	15%	430
SOLARIS HEALTHCARE BAYONET POINT		412	17	4%	429
CLERMONT HEALTH AND REHABILITATION CENTER		396	32	7%	428
PLANT CITY PEDIATRICS	1	345	82	19%	428
INDIAN RIVER CTR, LLC		376	52	12%	428
DIGNITY HEALING, LLC		412	15	4%	427
ABBOTT DIAGNOSTICS		408	18	4%	426
Life Care Center of Punta Gorda	1	410	14	3%	425
PALM GARDEN OF WEST PALM BEACH	4	405	15	4%	424
FLORIDA DEPARTMENT OF HEALTH IN LIBERTY COUNTY	3	324	97	23%	424
TREASURE COAST COMMUNITY HEALTH	3	351	69	16%	423
QUALITOX LABORATORIES		242	181	43%	423
Destin Healthcare and Rehabilitation Center	1	381	40	9%	422
LEHIGH REGIONAL MEDICAL CENTER LAB	2	372	47	11%	421
FAMILY CARE PARTNERS OF NORTHEAST FLORIDA LLC		344	77	18%	421
GARCIA CLINICAL LABORATORY		28	392	93%	420
ORCHARD PARK HEALTH & REHABILITATION		414	5	1%	419
AYERS HEALTH & REHABILITATION CENTER		412	7	2%	419
WATERMARK LAKE POINTE WOODS LLC		394	18	4%	412
BLOUNTSTOWN REHABILITATION CENTER LLC		306	106	26%	412
HEALTHWORKS MED GROUP OF FLORIDA PA	3	400	9	2%	412
Bayside Care Center	1	389	20	5%	410
FLORIDA DEPARTMENT OF HEALTH		360	50	12%	410
Timberridge Center for Rehabilitation and Healing		375	35	9%	410
MINUTECLINIC LLC #3671		366	44	11%	410
WELL HEALTH WORKS	1	363	45	11%	409

COVID-19: testing by laboratory

Data through Apr 8, 2021 verified as of Apr 9, 2021 at 09:25 AM

Data in this report are provisional and subject to change.

The numbers in the table below represent the number of Florida and non-Florida residents for whom test results were received by the Department of Health. A person can be tested by more than one laboratory and can have both positive and negative results. **Therefore, the sum of the numbers in each column will be larger than the total number of people tested.**

Reporting lab	Inconclusive	Negative	Positive	Percent positive	Total
ST PETERSBURG PEDIATRICS-PARK BLVD		372	37	9%	409
PALMS OF SEBRING		372	37	9%	409
VILLAGE DOCTORS OF KEYSTONE		325	84	21%	409
BROOKDALE LAKE TAVARES		402	6	1%	408
TIDE LABORATORIES		362	45	11%	407
AVANTE AT OCALA INC	2	374	31	8%	407
Consulate Health Care of North Fort Myers		394	13	3%	407
AMBULATORY SURGERY CENTER OF BOCA RATON LTD		402	4	1%	406
WHITE-WILSON MEDICAL CENTER - NICEVILLE		361	45	11%	406
Life Care Center of Ocala		336	69	17%	405
DIAGNOSTIC & CLINICAL CARE SERVICES INC DBA		325	80	20%	405
BRIDGEWATER PARK HEALTH AND REHAB		374	31	8%	405
TRI-COUNTY NURSING AND REHABILITATION CENTER INC		389	15	4%	404
SUNLAND MARIANNA COX MEDICAL CENTER		361	43	11%	404
MANORCARE HEALTH SERVICES - VENICE		348	56	14%	404
MANOR CARE OF BOYNTON BEACH LLC		378	24	6%	402
FAMILY EXPRESS URGENT CARE		5	396	99%	401
LIFE CARE CENTER OF WINTER HAVEN		381	18	5%	399
ATLANTIC SHORES NURSING AND REHAB CENTER	1	388	10	3%	399
PruittHealth Panama City	1	334	64	16%	399
LIFE CARE PONTE VEDRA INC		388	11	3%	399
SEASIDE HEALTH AND REHABILITATION CENTER		341	58	15%	399
ADVENTHEALTH EXPRESS CARE AT		326	72	18%	398
ENCOMPASS HEALTH REHABILITATION HOSPITAL OF SUNRISE	8	382	7	2%	397
ST PETERSBURG PEDIATRICS-SEMINOLE BLVD		325	70	18%	395
JAMES A HALEY VETERANS HOSPITAL			395	100%	395
MINI ER AND URGENT CARE		289	105	27%	394
NATIONS BEST FAMILY HEALTH CARE		213	180	46%	393
HCSO OCCUPATIONAL HEALTH AND WELLNESS CENTER		314	78	20%	392
TUSKAWILLA NURSING AND REHAB CENTER	2	382	7	2%	391
ORCHARD RIDGE CARE AND REHABILITATION CENTER		372	19	5%	391
UR MEDICINE LABS- CENTRAL LABORATORY		367	24	6%	391
BARBER		13	376	97%	389
PALM BEACH COUNTY FIREFIGHTERS HEALTH CLINIC, LLC		330	57	15%	387
PENSACOLA PEDIATRICS - PACE		374	12	3%	386
PEDIATRICS IN BREVARD PA		331	55	14%	386
FLORIDA HEART & VASCULAR MULTISPECIALTY GROUP PA		286	99	26%	385
PEDIATRIC ASSOCIATES OF OCALA PA		349	35	9%	384
HOLISTIX TREATMENT CENTERS		373	10	3%	383
Stacey Health Care Centers Inc. dba Riverside Care Center		353	30	8%	383
ELMCROFT PINECREST	1	355	27	7%	383
University Crossing		380	1	0%	381
BROOKDALE PADDOCK HILLS	2	377	2	1%	381
ONESTOP MEDICAL AND URGENT CARE LLC		334	47	12%	381
WALGREENS 3173		347	34	9%	381
BOULEVARD REHABILITATION CENTER		366	15	4%	381

COVID-19: testing by laboratory

Data through Apr 8, 2021 verified as of Apr 9, 2021 at 09:25 AM

Data in this report are provisional and subject to change.

The numbers in the table below represent the number of Florida and non-Florida residents for whom test results were received by the Department of Health. A person can be tested by more than one laboratory and can have both positive and negative results. **Therefore, the sum of the numbers in each column will be larger than the total number of people tested.**

Reporting lab	Inconclusive	Negative	Positive	Percent positive	Total
SERENADES IN THE VILLAGES		327	53	14%	380
SEA BREEZE REHAB AND NURSING CENTER		370	9	2%	379
BARTON HEALTH ALLIANCE	3	331	45	12%	379
SAMANTHA WILSON CARE CENTER	4	364	11	3%	379
HARDEE MANOR HEALTH CARE CENTER	1	373	3	1%	377
SPECIALTY HEALTH AND REHABILITATION CENTER		352	25	7%	377
HEALTH PARK CARE CENTER		369	7	2%	376
BAYA PHARMACY WEST		8	368	98%	376
FAIR HAVENS CENTER, OPCO		368	7	2%	375
HEALTH CENTRAL PARK		309	66	18%	375
AZALEA TRACE PHYSICIAN SERVICES		371	4	1%	375
SIGNATURE HEALTHCARE OF NORTH FLORIDA		370	4	1%	374
ACCESS MEDICAL CENTER	1	344	29	8%	374
TAMARAC REHABILITATION & HEALTH CENTER		369	5	1%	374
ROSEWOOD HEALTH AND REHABILITATION CENTER		350	23	6%	373
HENDRY REGIONAL MEDICAL CENTER		107	265	71%	372
SABAL DIRECT PRIMARY CARE, PA		305	67	18%	372
URGENT CARE BETHESDA	1	318	52	14%	371
OCEAN VIEW NURSING AND REHAB CENTER		349	21	6%	370
ADVENT HEALTH - TAMPA		148	221	60%	369
solaris Healthcare Parkway	2	350	17	5%	369
HARDEE COUNTY HEALTH DEPARTMENT		295	74	20%	369
INFORM DIAGNOSTICS		360	9	2%	369
THE VILLAGES REGIONAL HOSPITAL FREESTANDING		327	41	11%	368
OKEECHOBEE COUNTY HEALTH DEPT	1	265	102	28%	368
PEDIATRIC HEALTH CARE ALLIANCE, PA		330	38	10%	368
AVANTE AT MT DORA		360	7	2%	367
TRENTON MEDICAL CENTER INC DBA PALMS MEDICAL GROUP	4	270	93	25%	367
EPWORTH VILLAGE RETIREMENT COMMUNITY		361	6	2%	367
VETERANS AFFAIRS MEDICAL CENTER - LAKE CITY		52	315	86%	367
VILLAGE DOCTORS FAMILY MEDICAL CENTER OF		302	64	17%	366
Bay Breeze Senior Living and Rehabilitation Center		311	53	15%	364
BAY VILLAGE OF SARASOTA INC		361	3	1%	364
SPRINGTREE REHAB & HEALTH CARE CENTER		337	24	7%	361
PENSACOLA PEDIATRICS, PA		344	17	5%	361
BAPTIST PRIMARY CARE INC	1	332	27	8%	360
CORAL TRACE HEALTH CARE	2	353	5	1%	360
COLOR GENOMICS, INC.	2	351	6	2%	359
ORLANDO ORTHOPAEDIC OUTPATIENT SURGERY CENTER LLC		356	3	1%	359
SANFORD LABORATORIES		332	26	7%	358
SUN COUNTRY PEDIATRICS PLLC	9	318	31	9%	358
HAINES CITY REHABILITATION AND NURSING CENTER		334	24	7%	358
PALMETTO SUBACUTE CARE CENTER		345	11	3%	356
Coastal Health and Rehabilitation Center		344	11	3%	355
BAYSHORE DIAGNOSTICS		311	43	12%	354
EXCEL PEDIATRICS		299	55	16%	354

COVID-19: testing by laboratory

Data through Apr 8, 2021 verified as of Apr 9, 2021 at 09:25 AM

Data in this report are provisional and subject to change.

The numbers in the table below represent the number of Florida and non-Florida residents for whom test results were received by the Department of Health. A person can be tested by more than one laboratory and can have both positive and negative results. **Therefore, the sum of the numbers in each column will be larger than the total number of people tested.**

Reporting lab	Inconclusive	Negative	Positive	Percent positive	Total
Marshall Health and Rehabilitation Center		304	49	14%	353
MEDFAST URGENT CARE CENTER		122	231	65%	353
MY CLINICAL LAB		223	129	37%	352
VILLAGE AT VIENNA SQUARE,THE	6	329	17	5%	352
24/7 PEDIATRIC CARE CENTERS INC		331	21	6%	352
FL HUD DESTIN, LLC D/B/A GRAND BOULEVARD HEALTH		312	39	11%	351
CORAL BAY HEALTHCARE AND REHABILITATION	1	338	12	3%	351
KISSIMMEE FACILITY OPERATIONS LLC		326	24	7%	350
HOLIDAY CVS LLC DBA CVS/PHARMACY #0440		335	14	4%	349
ARCPPOINT LABS OF SARASOTA MANATEE		266	82	24%	348
ESTERO ISLAND MEDICAL CENTER		276	71	20%	347
ELMHURST HOSPITAL CENTER	1	316	30	9%	347
COMMUNITY HEALTH AND REHABILITATION CENTER		283	63	18%	346
HEALTH DESIGNS		332	14	4%	346
Vi at Lakeside Village Skilled Nursing		330	15	4%	345
USAFSAM/PHE		174	170	49%	344
SELECT REFERENCE LABORATORIES, LLC	1	331	12	3%	344
LAKE EUSTIS HEALTH AND REHABILITATION CENTER		336	8	2%	344
MIDWAY SPECIALTY CARE CENTER	3	226	114	33%	343
FLORIDA HEALTH CARE PLANS			343	100%	343
MY HEALTHY BLUEPRINT BY BAPTIST HEALTH CARE		289	52	15%	341
ADVENT HEALTH CENTRA CARE - PALM COAST		80	261	77%	341
CRONOS CLINICAL LABORATORY	22	227	91	27%	340
AVANTE AT LEESBURG INC		335	5	1%	340
ST CATHERINE'S WEST REHABILITATION HOSPITAL		326	13	4%	339
CHEEK AND SCOTT DRUGS INC		281	57	17%	338
JACKSONVILLE KIDS PEDIATRICS, PLLC		303	35	10%	338
MEDICAL CENTER AT OCEAN REEF,THE		321	17	5%	338
AVENTURA REHAB AND NURSING CENTER		321	16	5%	337
The Care Center at Pinellas Park	1	327	8	2%	336
LASER & SURGERY CENTER OF THE PALM BEACHES		334	2	1%	336
ARGO SENIOR LIVING AT HAVERHILL		316	20	6%	336
KEY WEST HEALTH AND REHAB	1	326	8	2%	335
TAVARES PEDIATRICS		283	51	15%	334
BEAR CREEK NURSING CENTER		329	5	1%	334
ADVANCED AMBULATORY SURGERY CENTER		321	13	4%	334
RIVERS FAMILY MEDICINE PA		252	82	25%	334
RITECARE MEDICAL CENTER		252	82	25%	334
NORTH PINELLAS STATMED QUICK QUALITY CLINICS		236	97	29%	333
Solaris Healthcare Coconut Creek		327	6	2%	333
DEPARTMENT OF HEALTH BUREAU OF FAMILY		326	7	2%	333
Solaris Healthcare Lake Bennet		296	37	11%	333
PALMS REHABILITATION AND HEALTHCARE CENTER		294	38	11%	332
DELTONA HEALTH CARE		307	24	7%	331
LIFE HOPE LABS, LLC		324	7	2%	331
Heartland Healthcare of Ft. Myers	1	328	1	0%	330

COVID-19: testing by laboratory

Data through Apr 8, 2021 verified as of Apr 9, 2021 at 09:25 AM

Data in this report are provisional and subject to change.

The numbers in the table below represent the number of Florida and non-Florida residents for whom test results were received by the Department of Health. A person can be tested by more than one laboratory and can have both positive and negative results. **Therefore, the sum of the numbers in each column will be larger than the total number of people tested.**

Reporting lab	Inconclusive	Negative	Positive	Percent positive	Total
Life Care Center at Wells Crossing		309	21	6%	330
Life Care Center at Inverrary		321	9	3%	330
WIMAUMA COMMUNITY HEALTH CENTER		273	57	17%	330
PALM BEACH PEDIATRICS PA	2	282	45	14%	329
JACKSON PLAZA NURSING & REHAB CENTER	6	313	8	2%	327
LabCorp (Non-Interfaced)	1	127	198	61%	326
SILVER CREEK SENIOR LIVING COMMUNITY		321	5	2%	326
SOUTHWEST ORLANDO FAMILY MEDICINE, PL		273	53	16%	326
PIONEER CLINICAL LAB, LLC		212	113	35%	325
GOOD SAMARITAN SOCIETY-DAYTONA		303	21	6%	324
BHA TITUSVILLE CLINIC		303	21	6%	324
KENNEDY PAIN CLINIC GROUP LLC		291	33	10%	324
REGENTS PARK OF BOCA RATON		320	3	1%	323
FAMILY CARE PARTNERS OF NE FLORIDA LLC		249	74	23%	323
WESTCHESTER GARDENS LIMITED PARTNERSHIP		314	9	3%	323
Avante at Inverness		319	3	1%	322
FRICKS PHARMACY		259	63	20%	322
ROSEN MEDICAL CENTER		279	42	13%	321
HOLLEY NAVARRE MEDICAL CLINIC		242	79	25%	321
The Grove Health and Rehabilitation		297	24	7%	321
AMERICAN FINNISH NURSING HOME	2	310	8	3%	320
MADISON FACILITY INC		317	3	1%	320
PruittHealth Santa Rosa		225	94	29%	319
SIGNATURE HEALTHCARE AT THE COURTYARD		272	47	15%	319
PHYSICIANS REGIONAL WALK-IN		190	129	40%	319
BIOCEPT		296	22	7%	318
METROPOLITAN HOSPITAL CENTER		311	7	2%	318
ST LUCIE EMPLOYEE HEALTH & WELLNESS CENTER		311	6	2%	317
REHABILITATION CENTER OF LAKE CITY, THE		289	28	9%	317
AVELLINO LAB USA, INC	1	303	12	4%	316
VILLAGE PLACE NH LLC		288	27	9%	315
ST JAMES HEALTH AND REHABILITATION CENTER		228	87	28%	315
MANORCARE AT LELY PALMS		310	5	2%	315
MEDEXPRESS LUTZ		3	311	99%	314
LODGE HEALTH AND REHABILITATION CENTER, THE		281	33	11%	314
GENESIS MEDICAL LABORATORY MIAMI FL.		83	230	73%	313
BAY COUNTY SHERIFFS OFFICE JAIL FACILITY		260	53	17%	313
HEATHER HILL HEALTHCARE CENTER		266	46	15%	312
ST JUDE CHILDREN'S RESEARCH HOSPITAL		297	15	5%	312
LUTHERAN HAVEN		303	9	3%	312
LORI MCAULIFFE MD PA		279	33	11%	312
Life Care Center of Sarasota		299	13	4%	312
Avante at St Cloud, Inc.		302	9	3%	311
POMPANO REHABILITATION AND NURSING CTR		311			311
HUNT CLUB PEDIATRIC ASSOCIATES, P.A.		267	42	14%	309
RENAISSANCE AT THE TERRACES		306	3	1%	309

COVID-19: testing by laboratory

Data through Apr 8, 2021 verified as of Apr 9, 2021 at 09:25 AM

Data in this report are provisional and subject to change.

The numbers in the table below represent the number of Florida and non-Florida residents for whom test results were received by the Department of Health. A person can be tested by more than one laboratory and can have both positive and negative results. **Therefore, the sum of the numbers in each column will be larger than the total number of people tested.**

Reporting lab	Inconclusive	Negative	Positive	Percent positive	Total
LA MER NH LLC		304	5	2%	309
FLORIDA KEYS PEDIATRICS & ADOLESCENT CENTER		292	17	6%	309
LUIS A GHIGLINO MD PA		298	10	3%	308
EDGEWATER AT WATERMAN VILLAGE,THE		292	16	5%	308
CRYSTAL RIVER HEALTH & REHAB		305	3	1%	308
FLETCHER HEALTH AND REHABILITATION CENTER		306	1	0%	307
SAINTS 120 LLC	1	272	34	11%	307
MANOR CARE OF NAPLES FL LLC		304	3	1%	307
RULEME CENTER	2	277	28	9%	307
Concordia Village of Tampa AL		302	5	2%	307
FLORIDA STATE HOSPITAL CLINICAL LABORATORY		304	3	1%	307
LAKELAND REGIONAL HEALTH SYSTEMS INC		39	266	87%	305
HOMESTEAD MANOR	2	262	41	13%	305
HOSPICE OF LAKE & SUMTER INC	1	297	6	2%	304
CLARE BRIDGE ORMOND BEACH	1	303			304
TALLAHASSEE NHHI LLC	1	276	27	9%	304
OSPREY LODGE		243	59	20%	302
AVON PARK PEDIATRICS INC	3	271	28	9%	302
DAYTONA BEACH HEALTH AND REHAB CENTER		299	2	1%	301
CROSS POINTE CARE CENTER	2	293	6	2%	301
BOCA BIOLISTICS REFERENCE LABORATORY	2	185	112	37%	299
MACCLENNY NURSING AND REHAB		281	18	6%	299
FOUNTAIN INN NURSING & REHABILITATION CTR, INC		292	6	2%	298
ACCURATE DIAGNOSTIC LABS, INC		281	17	6%	298
ELLENTON PEDIATRICS PA		280	18	6%	298
ARCPPOINT LABS OF ST PETERSBURG		209	89	30%	298
BUENA VISTA URGENT CARE		264	34	11%	298
CENTERSTONE OF FLORIDA		273	24	8%	297
SILVERCREST HEALTH AND REHABILITATION CENTER	3	286	8	3%	297
TIERRA PINES CENTER		285	12	4%	297
CONSULATE HEALTH CARE OF SAFETY HARBOR		289	7	2%	296
PARTICLE THEORY LABS		273	23	8%	296
BROOKDALE DESTIN		284	12	4%	296
LAKE PARK OF MADISON		285	11	4%	296
Avante at Orlando	1	288	6	2%	295
LONGWOOD FAMILY PRACTICE		226	69	23%	295
SARAPATH DIAGNOSTICS		170	125	42%	295
PERSONALIZED GENETIC TESTING	3	193	99	34%	295
Surrey Place Healthcare and Rehabilitation		292	2	1%	294
NORTHWEST MEDICAL CENTER CLINICAL LABORATORY		175	118	40%	293
BIOIQ		243	48	16%	291
BAYA POINTE NURSING AND REHABILITATION		206	83	29%	289
STERLING HOUSE OF DELAND		288	1	0%	289
PALM GARDEN OF GAINESVILLE	2	285	2	1%	289
AUBURN UNIVERSITY MEDICAL CLINIC		227	62	21%	289
AMERICAN HEALTH ASSOCIATES INC	1	270	18	6%	289

COVID-19: testing by laboratory

Data through Apr 8, 2021 verified as of Apr 9, 2021 at 09:25 AM

Data in this report are provisional and subject to change.

The numbers in the table below represent the number of Florida and non-Florida residents for whom test results were received by the Department of Health. A person can be tested by more than one laboratory and can have both positive and negative results. **Therefore, the sum of the numbers in each column will be larger than the total number of people tested.**

Reporting lab	Inconclusive	Negative	Positive	Percent positive	Total
DOCTORS MEMORIAL HOSPITAL		158	131	45%	289
FLORIDA ATLANTIC UNIVERSITY STUDENT HEALTH		238	50	17%	288
CITY OF PORT SAINT LUCIE		265	23	8%	288
WHITE WILSON MEDICAL IMMEDIATE CARE NICEVILLE		66	221	77%	287
West Melbourne Health and Rehabilitation Center		286	1	0%	287
STATMED QUICK QUALITY CLINIC AT NORTH PINELLAS		66	221	77%	287
Sunset Point Center		283	4	1%	287
SUNCOAST URGENT CARE		216	71	25%	287
W FRANK WELLS NURSING HOME		257	29	10%	286
Solaris HealthCare Imperial		277	8	3%	285
renaissance health and rehabilitation center		264	20	7%	284
AURORA DIAGNOSTICS BERNHARDT LABORATORIES PATHOLOGY SERVICE		190	93	33%	283
RIVERWOOD HEALTH NH LLC		244	39	14%	283
DAVID SCOTT MADWAR MD PA		254	29	10%	283
Chatsworth at PGA National, LLC		269	13	5%	282
BAPTIST HEALTH SOUTH FLORIDA - WEST BOCA URGENT CARE		226	55	20%	281
USA HEALTH UNIVERSITY HOSPITAL CLINICAL LABORATORY	1	269	10	4%	280
JACKSONVILLE VA UNIVERSITY OPC	4	268	8	3%	280
WESTWOOD HEALTHCARE SNF		233	46	16%	279
HAVEN OF OUR LADY OF PEACE INC		271	8	3%	279
CYPRESS COVE		272	6	2%	278
Solaris Senior Living North Naples ALF		269	9	3%	278
PAVILION FOR HEALTHCARE, THE		275	3	1%	278
Crossbreeze care center	1	274	2	1%	277
Rehabilitation Center for Park Place LLC		266	11	4%	277
PRUITT HEALTH-SANTA ROSA		275	2	1%	277
HARBOURWOOD	1	272	4	1%	277
VILLAGES REGIONAL HOSPITAL SURGERY CENTER LLC, THE		218	58	21%	276
CHIPOLA HEALTH AND REHAB		258	18	7%	276
ABBOTT LABORATORIES		166	109	40%	275
VETERANS AFFAIRS MEDICAL CENTER - MIAMI		2	272	99%	274
Glades West Rehabilitation and Nursing Center		266	8	3%	274
PROTEUS MOLECULAR AND CLINICAL LAB	1	161	112	41%	274
ARBOR FACILITY INC		270	3	1%	273
PONTE VEDRA GARDENS		272	1	0%	273
NASSAU COUNTY JAIL		229	43	16%	272
LAKESIDE NEUROLOGIC		260	12	4%	272
INNOVATIVE GENOMICS, LLC		237	33	12%	270
Premier Place at The Glenview		261	9	3%	270
PBC FIREFIGHTER BENEFIT FUND WELLNESS CENTER		225	45	17%	270
ADVENT HEALTH CARE CENTER	9	246	14	5%	269
JACKSONVILLE UNIVERSITY	1	254	14	5%	269
ADVENT HEALTH CENTRA CARE - ORMOND BEACH		113	155	58%	268
Chatham Glen Healthcare and Rehabilitation Center		260	8	3%	268
BRENTWOOD RETIREMENT COMMUNITY	5	232	31	12%	268
FIRST CHOICE PRIMARY CARE		213	54	20%	267

COVID-19: testing by laboratory

Data through Apr 8, 2021 verified as of Apr 9, 2021 at 09:25 AM

Data in this report are provisional and subject to change.

The numbers in the table below represent the number of Florida and non-Florida residents for whom test results were received by the Department of Health. A person can be tested by more than one laboratory and can have both positive and negative results. **Therefore, the sum of the numbers in each column will be larger than the total number of people tested.**

Reporting lab	Inconclusive	Negative	Positive	Percent positive	Total
ST MARK VILLAGE	1	261	5	2%	267
DE LUNA HEALTH AND REHABILITATION CENTER		243	23	9%	266
BROWARD NURSING & REHABILITATION CTR	8	243	14	5%	265
SERANADES BY SONATA WEST ORANGE		236	29	11%	265
AMERICAN RESEARCH LABS		249	15	6%	264
Cross Gardens Care Center		262	1	0%	263
CONEY ISLAND HOSPITAL		255	8	3%	263
WASHINGTON REHAB AND NURSING		253	10	4%	263
AMELIA MEDICAL CARE		109	153	58%	262
BODYK		255	7	3%	262
AFTER HOURS PEDIATRICS INC	1	1	260	99%	262
CHIPOLA MEDICAL ASSOCIATES, LLC		186	76	29%	262
CLIFFORD CHESTER SIMS VA NURSING HOME		251	9	3%	260
ALLIANCE PEDIATRICS PA		253	6	2%	259
BOND CLINIC, PA		191	68	26%	259
CONSULATE HEALTHCARE OF KISSIMMEE		247	12	5%	259
AZALEA TRACE		245	13	5%	258
FLORIDA WOMAN CARE LABORATORY LLC		232	26	10%	258
BAPTIST HEALTH URGENT CARE AT PLANTATION		213	44	17%	257
DOS OF NORTH SHORES NURSING & REHAB CENTER		257			257
NORTH FLORIDA PEDIATRICS - MARIANNA		217	39	15%	256
MIAMI JEWISH HEALTH SYSTEMS, INC	4	242	10	4%	256
ADVENT HEALTH - ORLANDO		195	61	24%	256
220 GOLDEN, LLC	1	238	16	6%	255
FORT MYERS REHABILITATION AND NURSING CENTER		228	26	10%	254
CONCIMED LLC		230	24	9%	254
MARTIN MEMORIAL MEDICAL CENTER LAB		128	126	50%	254
LAKEVIEW INTERNAL MEDICINE		191	62	25%	253
ST JOSEPH'S HOSPITAL LABORATORY			253	100%	253
SHELL POINT VILLAGE MEDICAL CENTER		246	7	3%	253
FAMILY MEDICAL CARE OF PALM BEACH		190	63	25%	253
HEARTLAND PEDIATRICS OF LAKE PLACID PA	1	222	30	12%	253
JUPITER MEDICAL CENTER URGENT CENTER		206	46	18%	252
TERRACES OF LAKE WORTH CARE CENTER		240	12	5%	252
KR at Hillsborough Lakes/Lutz Healthcare		242	10	4%	252
STUART - FAIRGROUNDS		219	32	13%	251
BUREAU OF CLINICAL LABORATORIES		209	41	16%	250
FLORIDA CLINICAL LABORATORY-BIOREFERENCE LABORATORIES		99	151	60%	250
WALGREENS 10670		216	34	14%	250
CARRINGTON PLACE OF ST PETE LLC		242	6	2%	248
ARDEN COURTS OF TAMPA	2	241	5	2%	248
FARAH MEDICAL		233	15	6%	248
BAYVIEW CENTER		242	5	2%	247
ADVENTHEALTH EXPRESS CARE AT WESLEY CH		218	29	12%	247
Heritage Healthcare at Tallahassee		239	7	3%	246
AVECINA MOBILE		121	125	51%	246

COVID-19: testing by laboratory

Data through Apr 8, 2021 verified as of Apr 9, 2021 at 09:25 AM

Data in this report are provisional and subject to change.

The numbers in the table below represent the number of Florida and non-Florida residents for whom test results were received by the Department of Health. A person can be tested by more than one laboratory and can have both positive and negative results. **Therefore, the sum of the numbers in each column will be larger than the total number of people tested.**

Reporting lab	Inconclusive	Negative	Positive	Percent positive	Total
FELLOWSHIP HOME AT THE FAIRWAY LLC		239	7	3%	246
NADAL PEDIATRICS		213	32	13%	245
ROSEWOOD HEALTHCARE & REHABILITATION CENTER		239	6	2%	245
Consulate Health Care of St. Petersburg		237	7	3%	244
HOMESTEAD VILLAGE		233	11	5%	244
MALABAR/ADVENT CENTRA CARE		48	196	80%	244
MIAMI CEREBRAL PALSY RESIDENTIAL		243	1	0%	244
UCC - WELLINGTON		3	240	99%	243
SEAVIEW NURSING AND REHABILITATION CENTER		234	9	4%	243
TGH		1	241	100%	242
ARCHER HEALTH VENTURES, LLC		217	25	10%	242
ST VINCENT'S AMBULATORY CARE INC DBA	2	207	32	13%	241
GOOD SAMARITAN CARES		236	5	2%	241
HOLISTIC PEDIATRICS GROUP LLC		219	21	9%	240
AMERICAN HOUSE SENIOR LIVING		189	51	21%	240
CLARE BRIDGE OF SARASOTA		238	2	1%	240
STERLING HOUSE OF WINTER HAVEN		237	3	1%	240
WHITE WILSON MEDICAL CENTER IMMEDIATE CARE		132	108	45%	240
PALM GARDEN OF AVENTURA		236	3	1%	239
EDGEWOOD NURSING CENTER		229	10	4%	239
ORANGE COUNTY HEALTH DEPT		228	11	5%	239
SOUTHLAND SUITES OF ORMOND BEACH	4	234			238
SIGNATURE HEALTHCARE OF ORANGE PARK		233	3	1%	236
EVENT MED SERVICES LABORATORY		231	5	2%	236
ST AUGUSTINE HEALTH & REHAB CENTER		235	1	0%	236
HOSPICE OF ST FRANCIS INC		229	7	3%	236
BAY TREE CARE AND REHABILITATION CENTER		197	38	16%	235
REGENTS PARK AT AVENTURA		221	14	6%	235
AVANTE AT ORMOND BEACH INC		229	6	3%	235
JUPITER MEDICAL CENTER URGENT CARE - STUART		174	61	26%	235
Flagler Health and Rehabilitation		232	3	1%	235
OAK HAMMOCK AT THE UNIVERSITY OF FLORIDA		229	6	3%	235
MARTIN ACQUISITION 1 LLC DBA		221	14	6%	235
Orchid Cove at Sarasota		233	1	0%	234
VI AT BENTLEY VILLAGE HOME CARE		233	1	0%	234
ATLANTIC URGENT CARE		155	78	33%	233
ST ANTHONYS REHABILITATION HOSPITAL	9	221	2	1%	232
SANDY PINES	2	199	31	13%	232
MANDARIN PEDIATRICS		210	22	9%	232
CCS - JOSEPH V CONTE		230	2	1%	232
ManorCare Health Services-Palm Harbor	1	229	1	0%	231
OAKBROOK HEALTH AND REHABILITATION CENTER	1	216	14	6%	231
LYNN HAVEN SPORTS COMPLEX-WALKON CLINIC		21	209	91%	230
LAKESIDE HEALTH CENTER		230			230
Jacaranda Manor		229	1	0%	230
SOLARIS SENIOR LIVING VERO BEACH		221	8	3%	229

COVID-19: testing by laboratory

Data through Apr 8, 2021 verified as of Apr 9, 2021 at 09:25 AM

Data in this report are provisional and subject to change.

The numbers in the table below represent the number of Florida and non-Florida residents for whom test results were received by the Department of Health. A person can be tested by more than one laboratory and can have both positive and negative results. **Therefore, the sum of the numbers in each column will be larger than the total number of people tested.**

Reporting lab	Inconclusive	Negative	Positive	Percent positive	Total
PEACHTREE IMMEDIATE CARE		192	37	16%	229
Lake Port Square Health Center		212	17	7%	229
MILLENNIUM PHYSICIAN GROUP LLC		197	31	14%	228
THE RESIDENCE AT TIMBER PINES	4	199	25	11%	228
HIGHLANDS URGENT CARE			227	100%	227
IMA MEDICAL GROUP		159	68	30%	227
Sunnyside Nursing Home		224	3	1%	227
LCS SANDHILL COVE LLC DBA	6	212	9	4%	227
QUICK CARE MED LLC	1	172	54	24%	227
SAMIR EBEID MD		203	23	10%	226
SURREY PLACE CARE CENTER		219	7	3%	226
PARKS HEALTHCARE & REHABILITATION CTR	4	211	11	5%	226
Lakewood Nursing Center		197	29	13%	226
ASCENSION MEDICAL GROUP		5	221	98%	226
NSPIRE HEALTHCARE LAUDERHILL		219	6	3%	225
SPRINGS AT LAKE POINTE WOODS		223	2	1%	225
BARTRAM CROSSING		225			225
FORT PIERCE HEALTH CARE		218	7	3%	225
Avante at Lake Worth, Inc.		222	2	1%	224
PADDOCK RIDGE		221	3	1%	224
DISCOVERY VILLAGE AT MELBOURNE		197	27	12%	224
VETERANS AFFAIRS ORLANDO VA MEDICAL CENTER			224	100%	224
LEHIGH VALLEY GENOMICS			223	100%	223
CHILDREN MED CARE INC		190	33	15%	223
WIREGRASS DIRECT PRIMARY CARE PLLC		190	33	15%	223
NORTH FLORIDA PEDIATRICS PA - DUVAL		193	29	13%	222
THE PLAYERS CHAMPIONSHIP		222			222
ADVENT HEALTH - LAKE NONA		193	29	13%	222
ENCOMPASS HEALTH REHABILITATION OF SEA PINES		221	1	0%	222
MEDICATION ROOMS-CSU/CI NURSE STATION	1	209	12	5%	222
PINNACLES PEDS CARE PA		222			222
Signature healthcare of Jacksonville		216	5	2%	221
CORAL REEF NURSING & REHABILITATION CENTER		213	7	3%	220
CONCORD LIFE SCIENCES LLC	2	201	17	8%	220
SUPERIOR RESIDENCES OF PANAMA CITY BEACH		213	7	3%	220
BORLAND GROOVER CLINIC	1	182	37	17%	220
DOCTORS MEMORIAL FAMILY MEDICINE	2	152	66	30%	220
MORSE LIFE MEMORY CARE RESIDENCE		211	9	4%	220
INN AT ASTON GARDENS, THE		211	8	4%	219
ANGELS DIAGNOSTIC GROUP		174	45	21%	219
COLONY CLUB ALF, THE	1	205	13	6%	219
CONSULATE HEALTH CARE OF MELBOURNE		214	5	2%	219
Boynton Beach Rehabilitation Center	2	213	4	2%	219
WOOD LAKE HEALTH AND REHABILITATION CENTER		219			219
CORAL GABLES NURSING & REHABILITATION CENTER		209	10	5%	219
Life Care Center of Melbourne		201	17	8%	218

COVID-19: testing by laboratory

Data through Apr 8, 2021 verified as of Apr 9, 2021 at 09:25 AM

Data in this report are provisional and subject to change.

The numbers in the table below represent the number of Florida and non-Florida residents for whom test results were received by the Department of Health. A person can be tested by more than one laboratory and can have both positive and negative results. **Therefore, the sum of the numbers in each column will be larger than the total number of people tested.**

Reporting lab	Inconclusive	Negative	Positive	Percent positive	Total
EXPERTUS LABORATORIES INC		143	75	34%	218
PATHWAY PHARMACY		182	36	17%	218
KINDRED HOSPITAL THE PALM BEACHES		213	5	2%	218
MIDWAY PRIMARY CARE, LLC	11	130	77	35%	218
CCS - PAUL REIN DETENTION FACILITY		152	66	30%	218
ADVENT HEALTH CENTRA CARE - DAYTONA BEACH		94	124	57%	218
ST. CLOUD REGIONAL MEDICAL CENTER		199	18	8%	217
THE MANOR AT CARPENTERS		185	32	15%	217
LAKE PORT SQUARE		200	17	8%	217
BROOKDALE ATRIM WAY		210	6	3%	216
PENSACOLA PEDIATRICS MILTON		204	12	6%	216
FLAGLER COUNTY DETENTION CENTER		203	13	6%	216
PINELLAS CARE CENTER		182	34	16%	216
Avante at Melbourne		212	4	2%	216
FLORIDA HEALTH CARE PLAN INC		2	213	99%	215
MEDICAL CONSULTANTS OF FLORIDA LLC	1	181	33	15%	215
MACTOWN, INC		213	2	1%	215
GATEWAY/ADVENT CENTRA CARE	1	24	190	88%	215
Taylor Care Center		210	5	2%	215
BLOCK, NATION, CHASE, AND SMOLEN FAMILY MEDICINE		157	57	27%	214
KEY LARGO - LARGO CARGO		193	21	10%	214
ADVANCED MEDICAL GROUP		1	213	100%	214
Consulate Healthcare of West Palm Beach		197	16	8%	213
BAY VUE NURSING AND REHABILITATION CENTER		203	10	5%	213
POCONO MEDICAL CENTER		212	1	0%	213
LIFE CARE CENTER OF PORT ST. LUCIE		201	12	6%	213
Bayside Health and Rehabilitation		181	31	15%	212
ARDEN COURTS OF FORT MYERS		205	7	3%	212
CONSULATE HEALTH CARE OF WINTER HAVEN		209	3	1%	212
GUEST HOUSE OCALA, THE		205	7	3%	212
STAR CARE		181	31	15%	212
San Jose Health & Rehabilitation		206	6	3%	212
ST PETERSBURG PEDIATRICS-EAST BAY	1	176	34	16%	211
SUNRISE DIAGNOSTIC LABORATORY		158	53	25%	211
HEALTH FIRST - HOLMES REGIONAL MEDICAL CENTER		32	178	85%	210
Royal Oaks Nursing and Rehab		209	1	0%	210
KENILWORTH CARE & REHABILITATION CENTER		193	17	8%	210
GOOD SAMARITAN SOCIETY OF DELAND		199	11	5%	210
ARDEN COURTS OF SEMINOLE		169	41	20%	210
Whispering Oaks	11	175	23	11%	209
Nspire Health Care Kendall		199	10	5%	209
COLLIER PHARMACY		171	38	18%	209
MATHISON RETIREMENT COMMUNITY, INC	1	200	8	4%	209
The Palace Nursing and Rehabilitation Center		209			209
FULGENT GENETICS	2	166	41	20%	209
BOCA RATON REHABILITATION CENTER	4	200	4	2%	208

COVID-19: testing by laboratory

Data through Apr 8, 2021 verified as of Apr 9, 2021 at 09:25 AM

Data in this report are provisional and subject to change.

The numbers in the table below represent the number of Florida and non-Florida residents for whom test results were received by the Department of Health. A person can be tested by more than one laboratory and can have both positive and negative results. **Therefore, the sum of the numbers in each column will be larger than the total number of people tested.**

Reporting lab	Inconclusive	Negative	Positive	Percent positive	Total
PALMS MEDICAL GROUP HIGH SPRINGS		174	34	16%	208
The Ponce Therapy Care Center		204	4	2%	208
The Waterford		204	3	1%	207
LAKE VIEW CARE CENTER AT DELRAY		201	6	3%	207
MIRACLE HILL NURSING & REHABILITATION CENTER INC		199	6	3%	205
TARPON POINT NURSING AND REHABILITATION CENTER		202	3	1%	205
Cross Terrace REhabilitation		203	2	1%	205
HIALEAH SHORES NURSING AND REHAB CENTER		196	8	4%	204
PALM HARBOR FAMILY PRACTICE & WALK-IN		157	47	23%	204
PCB CLINIC		159	45	22%	204
DISCOVERY VILLAGE AT NAPLES		187	17	8%	204
TUSCAN GARDENS OF PALM COAST		198	5	2%	203
BROOKDALE OF SPRING HILL	9	192	2	1%	203
GLENRIDGE ON PALMER RANCH,THE		195	8	4%	203
NEW YORK CITY DEPARTMENT OF HEALTH & MENTAL		169	34	17%	203
UNIVERSITY OF MIAMI		73	130	64%	203
PATHGROUP LABS LLC		97	106	52%	203
CARENOW LAKE MARY		45	157	78%	202
ADVENT HEALTH CENTRA CARE - APOKA NORTH		172	30	15%	202
POLK COUNTY HEALTH DEPARTMENT		178	24	12%	202
VAMC WEST PALM LAB		5	196	98%	201
TRUE NORTH HEALTH NAVIGATION LLC DBA DISPATCHHEALTH	1	168	32	16%	201
Governors Creek Health and Rehabilitation	1	198	2	1%	201
BRADEN RIVER REHABILITATION CENTER LLC		200	1	0%	201
BENDERSON FAMILY SKILLED NURSING AND□		184	17	8%	201
SUNLIFE PHARMACY		177	24	12%	201
HERITAGE HEALTHCARE AND REHABILITATION CENTER		195	5	3%	200
LABCORP BURLINGTON	1	151	48	24%	200
LAB CORP	1	116	83	42%	200
MARION AND BERNARD L SAMSON NURSING CENTER		196	4	2%	200
AMA MEDICAL GROUP LLC		167	32	16%	199
GRACE PEDIATRICS		168	31	16%	199
YOUR FAMILY WALK-IN CLINIC		15	184	92%	199
SENIOR LIVING VII TAMPA LLC□	1	189	9	5%	199
AVANTE OF BOCA RATON		198	1	1%	199
ADVENT HEALTH - CARROLLWOOD	4	169	26	13%	199
DEPARTMENT OF HEALTH & HUMAN SERVICES		198			198
Sunrise Health and Rehabilitation Center		190	8	4%	198
LAUREL POINT CARE ACQUISITION LLC DBA SANDGATE GARDENS REHAB AND NURS		171	27	14%	198
PEDIATRIC SPECIALISTS MEDICAL GROUP□	1	177	20	10%	198
GEORGE SAFRAN MD PC		185	13	7%	198
NAIA		196	1	1%	197
RIVERSIDE RECOVERY OF TAMPA		196	1	1%	197
COLLIER COUNTY JAIL		194	2	1%	196
ABBIEJEAN RUSSELL CARE CENTER□		195	1	1%	196
PATRIOT MEDICAL LABORATORIES		188	8	4%	196

COVID-19: testing by laboratory

Data through Apr 8, 2021 verified as of Apr 9, 2021 at 09:25 AM

Data in this report are provisional and subject to change.

The numbers in the table below represent the number of Florida and non-Florida residents for whom test results were received by the Department of Health. A person can be tested by more than one laboratory and can have both positive and negative results. **Therefore, the sum of the numbers in each column will be larger than the total number of people tested.**

Reporting lab	Inconclusive	Negative	Positive	Percent positive	Total
RIVERWOOD CENTER, THE		186	10	5%	196
NO FLORIDA PEDIATRICS, PA		169	27	14%	196
RAPID RELIABLE TESTING NY LLC		183	12	6%	195
LAKE REGIONAL URGENT CARE		12	183	94%	195
Heritage Park Rehabilitation & Healthcare		177	18	9%	195
JUNO DERMATOLOGY LLC		178	17	9%	195
BEACON AT GULF BREEZE, THE	2	181	11	6%	194
ALLSOUTH URGENT CARE		25	169	87%	194
ADVENT HEALTH - PALM HARBOR ER		157	37	19%	194
HOSPITAL FOR SPECIAL SURGERY		191	3	2%	194
BRUCE S WEST MD	1	192	1	1%	194
GULF COAST MEDICAL CENTER		188	6	3%	194
CAREATC CITY OF TAMPA	2	161	30	16%	193
ESCAMBIA COUNTY JAIL DETENTION DIVISION		188	5	3%	193
FLORIDA DEPARTMENT OF HEALTH IN TAYLOR COUNTY	1	149	43	22%	193
SARNO EXTENDED HOURS		124	69	36%	193
Hampton Court Nursing and Rehabilitation Center		190	2	1%	192
BARKLEY PLACE	1	187	4	2%	192
WALGREENS 4915	1	172	19	10%	192
CYPRESS POINT LIVING, LLC		177	15	8%	192
FINLAY CLINICAL LABORATORY INC	1	39	152	79%	192
BONITA PHARMACY		173	19	10%	192
WILLISTON PEDIATRICS PA	1	156	34	18%	191
PARK MEADOWS HEALTH AND REHABILITATION CENTER		191			191
MIAMI VA HEALTHCARE SYSTEM			191	100%	191
SOUTH BALDWIN REGIONAL MEDICAL CENTER		179	12	6%	191
HEALTH LINK DIAGNOSTIC LABORATORIES		182	9	5%	191
PEDIATRICS IN BREVARD PA- ROCKLEDGE		152	39	20%	191
WORKPLACE SCREENING INTELLIGENCE			191	100%	191
LEESBURG PEDIATRICS		161	29	15%	190
ARDEN COURTS OF DELRAY BEACH FL LLC	3	177	10	5%	190
NEO GENOMICS - FORT MYERS	1	183	6	3%	190
A PLUS PEDIATRICS		167	23	12%	190
EDWARD J HEALEY REHAB & NURSING CENTER		189			189
SACRED HEART HEALTH SYSTEM INC		154	35	19%	189
PROFESSIONAL URGENT CARE SERVICES		146	43	23%	189
FIRST CHOICE PEDIATRICS SEMORAN		98	91	48%	189
MCW MENTAL HEALTH LLC		185	4	2%	189
OCEAN REEF MEDICAL CENTER		150	38	20%	188
WOMEN'S CARE FLORIDA LABORATORY		183	5	3%	188
JACKSONVILLE NURSING AND REHAB CENTER		180	8	4%	188
VIERA MANOR ASSISTED LIVING RESIDENCE		181	7	4%	188
PLANTATION NURSING & REHAB CENTER		187			187
ANTHEM LAKES LLC		151	35	19%	186
NIGHT LITE PEDIATRICS WINTER GARDEN		144	42	23%	186
CSL PLASMA		31	155	83%	186

COVID-19: testing by laboratory

Data through Apr 8, 2021 verified as of Apr 9, 2021 at 09:25 AM

Data in this report are provisional and subject to change.

The numbers in the table below represent the number of Florida and non-Florida residents for whom test results were received by the Department of Health. A person can be tested by more than one laboratory and can have both positive and negative results. **Therefore, the sum of the numbers in each column will be larger than the total number of people tested.**

Reporting lab	Inconclusive	Negative	Positive	Percent positive	Total
ZON BEACHSIDE LLC		149	37	20%	186
US MEDICAL CARE, INC		164	22	12%	186
LAKE WALES OPERATING GROUP LLC		180	5	3%	185
ADVENT		172	13	7%	185
HAWKINS FAMILY MEDICINE LLC	1	133	51	28%	185
VILLA MARIA WEST SKILLED NURSING FACILITY		178	7	4%	185
PHYSICIANS REGIONAL MEDICAL CENTER - PINE RIDGE		20	165	89%	185
BAPTIST HEALTH PRIMARY CARE	1	134	50	27%	185
HEALTHPOINT MED GRP OF THE EMERALD COAST LLC		149	35	19%	184
SUMMERFIELD EMERGENCY ROOM		139	45	24%	184
LIFE CARE CENTER OF ALTAMONTE SPRINGS		157	27	15%	184
ST. JAMES BAY HEALTH AND REHABILITATION CENTER		183	1	1%	184
CANTERFIELD OF CLAY COUNTY		146	38	21%	184
DOLPHIN POINTE HEALTH CARE LLC		164	20	11%	184
ABSOLUTE HEALTH INTERNAL MEDICINE AND PEDIATRICS		164	20	11%	184
GEORGIA DEPARTMENT OF PUBLIC HEALTH	1	5	178	97%	184
GLADES HEALTH CARE CENTER		181	3	2%	184
CARE CENTERS OF NASSAU		180	3	2%	183
ADVENT HEALTH CENTRA CARE - WESLEY CHAPEL		13	170	93%	183
TUSCAN GARDENS OF VENETIA MANAGEMENT COMPANY		169	14	8%	183
NADAL PEDIATRICS - VICTORIA STREET (3385)		155	28	15%	183
ALL SEASONS NAPLES LLC		177	6	3%	183
BROOKDALE ORANGE PARK		181	1	1%	182
FIRST CHOICE PEDIATRICS INC		162	20	11%	182
AMERICAN ESOTERIC LAB-BIRMINGHAM		179	3	2%	182
CANTERFIELD OF OCALA, LLC		171	11	6%	182
ARDEN COURTS OF LARGO FL, LLC		159	22	12%	181
NAPHCARE, INC AT MANATEE COUNTY JAIL		155	26	14%	181
PRIMECARE OF DOTHAN		127	54	30%	181
Emory L Bennett State Veterans Nursing Home		178	3	2%	181
VILLAGE PEDIATRICS LLC		152	29	16%	181
EXOSOME DIAGNOSTICS	1	160	19	11%	180
TOTAL RENAL LABORATORIES INC		165	15	8%	180
STERLING HOUSE OF PUNTA GORDA		179	1	1%	180
SUNY UPSTATE MEDICAL UNIVERSITY		165	15	8%	180
HUNT CLUB PEDIATRIC ASSOCIATES PA		112	66	37%	178
CLERMONT URGENT CARE			178	100%	178
PEDIATRICS OF GREATER ORLANDO		153	25	14%	178
ADVENT HEALTH CENTRA CARE - CARROLLWOOD		5	172	97%	177
CHARTER SENIOR LIVING OF PANAMA CITY BEACH		156	21	12%	177
RDV SPORTSPLEX PEDIATRICS		149	28	16%	177
EMBRY RIDDLE AERONAUTICAL UNIVERSITY HEALTH SERVICES		1	176	99%	177
ROSECASTLE OF CITRUS		147	30	17%	177
BRIGHTON EGGERT PHARMACY INC		170	7	4%	177
GENE BY GENE		61	115	65%	176
FLORIDA DEPARTMENT OF HEALTH IN ALACHUA COUNTY -		162	14	8%	176

COVID-19: testing by laboratory

Data through Apr 8, 2021 verified as of Apr 9, 2021 at 09:25 AM

Data in this report are provisional and subject to change.

The numbers in the table below represent the number of Florida and non-Florida residents for whom test results were received by the Department of Health. A person can be tested by more than one laboratory and can have both positive and negative results. **Therefore, the sum of the numbers in each column will be larger than the total number of people tested.**

Reporting lab	Inconclusive	Negative	Positive	Percent positive	Total
NORTH FLORIDA INTERNAL MEDICINE PA		142	34	19%	176
NORTH BEACH REHABILITATION CENTER		173	2	1%	175
ROSECASTLE OF ZEPHRHILLS		172	3	2%	175
VIERA DEL MAR HEALTH AND REHABILITATION CENTER		169	6	3%	175
BVM THE BRIDGES LLC		175			175
CAYUGA MEDICAL CENTER AT ITHACA		170	5	3%	175
ORLANDO HEALTH EMERGENCY DEPARTMENT		163	12	7%	175
BAY EDUCATORS WELLNESS CENTER		118	57	33%	175
The Inn at Sarasota Bay Club		173	2	1%	175
REGENCY PARK		157	18	10%	175
ASTON GARDENS AT PELICAN MARSH		169	5	3%	174
MID FLORIDA PATHOLOGY LLC MOBILE UNIT #4		121	53	30%	174
ANCHOR CARE AND REHABILITATION CENTER		173	1	1%	174
AMERICAN FAMILY MEDICAL LLC		131	42	24%	173
CENTRAL FLORIDA HEALTHCARE GROUP LLC		151	22	13%	173
MOBILE INFIRMARY MED CENTER PATH LAB		157	15	9%	172
FORT WALTON REHABILITATION CENTER		133	39	23%	172
D PEDIATRICS		154	17	10%	171
LAKEVIEW TERRACE RETIREMENT COMMUNITY		154	17	10%	171
BROOKDALE FORT MYERS THE COLONY		167	4	2%	171
SUWANNEE VALLEY NURSING CENTER		157	14	8%	171
HIGHLANDS LAKE CENTER		165	5	3%	170
URGENT CARE OF THE PALM BEACHES, NORTH PALM BEACH			170	100%	170
VIPEDIATRICS PLLC		154	15	9%	169
Life Care Center of Orlando		164	5	3%	169
Signature Healthcare of Ormond		168	1	1%	169
PANAMA CITY DEVELOPMENTAL CENTER□		168			168
COASTAL INTERNAL MEDICINE		130	38	23%	168
HEARTLAND HEALTHCARE AND REHAB CENTER		146	22	13%	168
VITAS HEALTHCARE CORPORATION OF FL		153	15	9%	168
WEST COAST FAMILY MEDICAL CARE		134	34	20%	168
Madison Health and Rehabilitation Center		131	36	22%	167
ADVENT HEALTH CENTRA CARE - TEMPLE TERRACE	1	103	63	38%	167
OSPREY VILLAGE AT AMELIA ISLAND LTD		157	10	6%	167
EAST NEW YORK DIAGNOSTIC AND TREATMENT		158	9	5%	167
FINNISH AMERICAN REST HOME-ALF		164	2	1%	166
WOODBIDGE FACILITY INC		161	5	3%	166
RITE MEDICAL CARE PC		164	2	1%	166
FHMG-FLORIDA HOSPITAL MEDICAL GROUP		141	25	15%	166
MEADOWCREST FAMILY PHYSICIANS		97	69	42%	166
THE ARLINGTON OF NAPLES INC.		162	3	2%	165
CITRUS HEALTH AND REHAB		132	33	20%	165
BROOKDALE BONITA SPRINGS		162	3	2%	165
Kindred Hospital South Florida Hollywood SNU		158	7	4%	165
QUEENS HOSPITAL CENTER	1	153	10	6%	164
QUALITY URGENT CARE AND WELLNESS PL	3	117	44	27%	164

COVID-19: testing by laboratory

Data through Apr 8, 2021 verified as of Apr 9, 2021 at 09:25 AM

Data in this report are provisional and subject to change.

The numbers in the table below represent the number of Florida and non-Florida residents for whom test results were received by the Department of Health. A person can be tested by more than one laboratory and can have both positive and negative results. **Therefore, the sum of the numbers in each column will be larger than the total number of people tested.**

Reporting lab	Inconclusive	Negative	Positive	Percent positive	Total
TERRACE AT HOBE SOUND, THE	1	154	9	5%	164
FREEDOM SQUARE NURSING CENTER		156	8	5%	164
WESLEY HAVEN VILLA	1	128	34	21%	163
PRECISION GENETICS, INC		157	6	4%	163
TRI COUNTY NURSING HOME		162	1	1%	163
GULFCOAST PEDIATRICS		154	9	6%	163
NO FLORIDA PEDIATRICS, PA - BRADFORD		134	29	18%	163
BRADENTON HEALTH CARE		163			163
KINDRED HOSPITAL MELBOURNE	1	156	5	3%	162
GATTOLINE ENTERPRISES, INC. DBA FAMILY CARE PHARMACY		133	28	17%	161
SOMERBY LAKE NONA		154	7	4%	161
MEASE COUNTRYSIDE HOSPITAL		2	159	99%	161
KRYSTAL BAY NURSING AND REHABILITATION		154	6	4%	160
ARCADIA HEALTH AND REHABILITATION CENTER		100	60	38%	160
FLORIDA MEDICAL CLINIC LLC		92	68	43%	160
BARBARA O'REILLY MD PA		156	4	3%	160
KEYSTONE REHAB		160			160
GREENBRIAR REHABILITATION AND NURSING CENTER	1	159			160
ISLAND HEALTH AND REHABILITATION CENTER		159	1	1%	160
F&T MEDICAL RESEARCH, INC		160			160
DESOTO PALMS ALF		154	5	3%	159
BROOKDALE PENSACOLA		158	1	1%	159
WUESTHOFF REF LABORATORY			158	100%	158
APOLLO HEALTH & REHABILITATION		152	6	4%	158
TRADITION MEDICAL CENTER LABORATORY		55	102	65%	157
WALGREENS #06012		138	19	12%	157
DOCTORS MEMORIAL FAMILY PRACTICE	2	119	36	23%	157
FLORIDA HEALTH CARE PLANS INC		2	155	99%	157
ALL FLORIDA FAMILY AND SPORTS MEDICINE		134	22	14%	156
TIMBERRIDGE NURSING HOME & REHAB		123	33	21%	156
NORTH PORT REHABILITATION AND NURSING CENTER		155	1	1%	156
CVS		41	115	74%	156
Englewood Healthcare and Rehab		141	15	10%	156
WRIGHTS HEALTH CARE AND REHABILITATION CENTER		125	30	19%	155
DIAMOND RIDGE		147	8	5%	155
COCOA BEACH/ADVENT CENTRA		41	114	74%	155
POINTE, THE		127	28	18%	155
WILTON MANORS HEALTH & REHABILITATION CENTER		146	9	6%	155
PROVIDENCE HOSPITAL LABORATORY		147	8	5%	155
FAWCETT MEMORIAL HOSPITAL-LAB		39	115	75%	154
PALMETTO FACILITY INC	1	153			154
JACKSON COUNTY HEALTH DEPARTMENT		107	47	31%	154
PRUITT HEALTH		152	2	1%	154
WALGREENS 6221		136	17	11%	153
LIFE BRITE		137	16	10%	153
BENTON HOUSE AT OAKLEAF		122	30	20%	152

COVID-19: testing by laboratory

Data through Apr 8, 2021 verified as of Apr 9, 2021 at 09:25 AM

Data in this report are provisional and subject to change.

The numbers in the table below represent the number of Florida and non-Florida residents for whom test results were received by the Department of Health. A person can be tested by more than one laboratory and can have both positive and negative results. **Therefore, the sum of the numbers in each column will be larger than the total number of people tested.**

Reporting lab	Inconclusive	Negative	Positive	Percent positive	Total
SUNNY HILLS ALF OF SEBRING INC		140	12	8%	152
TUSCAN ISLE CHAMPIONSGATE OP CO LLC		150	2	1%	152
GRAVITY DIAGNOSTICS		56	96	63%	152
KINDRED HOSPITAL - SOUTH FLORIDA		149	3	2%	152
Lehigh Acres Health and Rehabilitation		141	11	7%	152
PHYSICIAN PARTNERS PERRY		88	64	42%	152
HAZELDEN FLORIDA	1	144	7	5%	152
MAINSTREAM DIAGNOSTIC LABORATORY LLC		129	22	15%	151
NAVARRE GARDENS LLC		126	25	17%	151
Peninsula Care and Rehab		139	12	8%	151
REFUAH HEALTH CENTER LABORATORY		143	8	5%	151
CORE BIO LABS		76	74	49%	150
The Crossroads		149	1	1%	150
LABORATORY OF FLORIDA		97	53	35%	150
ADVENTHEALTH MEDICAL GROUP FAMILY MEDICINE AT		113	37	25%	150
CRANE CENTER		119	31	21%	150
CHERRY OAK PALM BEACH COUNTY		142	8	5%	150
ADVENTHEALTH HOSPICE CARE CENTRAL FLORIDA		146	4	3%	150
AMERICAN HOUSE COCONUT POINT		131	18	12%	149
KINDRED HOSPITAL SOUTH FLORIDA		119	30	20%	149
JEFFERSON COUNTY HEALTH DEPARTMENT-MONTICELLO		118	31	21%	149
GOLD CHOICE SENIOR COMMUNITIES		109	40	27%	149
PALM BEACH COUNTY HEALTH DEPT LAB	4	138	7	5%	149
HCTB INC		126	23	15%	149
PRECISION HEALTH RESOURCES, LLC	1	133	15	10%	149
WALTON PLACE		149			149
SEAGRASS VILLAGE FLEMING ISLAND		111	37	25%	148
MILLENNIUM LAB SERVICES			148	100%	148
PEDIATRIC ASSOCIATES AT ARGYLE PA		142	6	4%	148
PROMPT CARE OF CENTRAL FLORIDA			148	100%	148
ALLCARE MEDICAL CENTERS PC		123	24	16%	147
SONATA COCONUT CREEK	2	122	23	16%	147
CROSSWINDS HEALTH AND REHABILITATION CENTER	1	144	2	1%	147
MACKOUL PEDIATRICS FORT MYERS		130	17	12%	147
CLEARWATER STATMED QUICK QUALITY CLINICS		43	104	71%	147
BOSTON RED SOX CLUB LP		144	2	1%	146
JPR URGENT MEDICAL CARE		142	4	3%	146
Quail Run Health Care Center		146			146
REGENCY CARE OF BLOUNTSTOWN LLC		135	10	7%	145
TGH URGENT CARE - SEMINOLE			145	100%	145
ADVENTHEALTH CENTRA CARE PONCIANA	1	81	63	43%	145
BROOKDALE CAPE CORAL		145			145
XPRESS URGENT CARE- PORT ST. LUCIE		41	104	72%	145
WEDGEWOOD HEALTHCARE CENTER		93	52	36%	145
FAMILY EXTENDED CARE OF CENTRAL TAMPA		127	18	12%	145
DAYSRING VILLAGE		122	22	15%	144

COVID-19: testing by laboratory

Data through Apr 8, 2021 verified as of Apr 9, 2021 at 09:25 AM

Data in this report are provisional and subject to change.

The numbers in the table below represent the number of Florida and non-Florida residents for whom test results were received by the Department of Health. A person can be tested by more than one laboratory and can have both positive and negative results. **Therefore, the sum of the numbers in each column will be larger than the total number of people tested.**

Reporting lab	Inconclusive	Negative	Positive	Percent positive	Total
Nemours Children's Urgent Care		80	64	44%	144
East Bay Rehabilitation Center		110	34	24%	144
NCRNC INC		140	4	3%	144
FIRSTCARE CLINIC		72	72	50%	144
PROVISTA DIAGNOSTICS, INC		140	3	2%	143
BAYCARE HEALTH SYSTEMS		5	138	97%	143
JEFFERY WEINZWEIG		2	141	99%	143
FAWCETT MEMORIAL HOSPITAL LABORATORY			143	100%	143
DB MD		126	16	11%	142
MINUTECLINIC DIAGNOSTIC OF TEXAS, LLC		127	15	11%	142
MINUTECLINIC DIAGNOSTIC		134	8	6%	142
OAKHURST CENTER		135	7	5%	142
SEMINOLE TRIBE OF FLORIDA		116	26	18%	142
NOVARI CARE LLC		97	44	31%	141
UNITED CLINICAL LABORATORIES		132	9	6%	141
ATMORE COMMUNITY HOSPITAL LABORATORY		114	27	19%	141
CLINICA HISPANA		1	140	99%	141
OAKS OF KISSIMMEE HEALTH AND REHABILITATION CENTER		138	3	2%	141
PORT ST LUCIE REHABILITATION AND HEALTHCARE		98	43	30%	141
Terrace Health and Rehab		138	2	1%	140
DAYSRING SENIOR LIVING LLC		138	2	1%	140
SHC College Park		139	1	1%	140
HOSPICE OF THE TREASURE COAST		135	5	4%	140
GATEWAY CARE CENTER		139	1	1%	140
LabCorp L#09258090 M#09258105		74	66	47%	140
Gulf Coast Healthcare (Longwood Health and Rehab		118	21	15%	139
CITRUS MEMORIAL HOSPITAL			139	100%	139
ESCAMBIA COUNTY JAIL	1	109	29	21%	139
MINUTECLINIC DIAGNOSTIC OF SOUTH CARO		115	24	17%	139
GRAND OAKS HEALTH & REHABILITATION		138	1	1%	139
Signature Healthcare of Palm Beach		138	1	1%	139
CARE RESOURCE COMMUNITY HEALTH CENTERS INC		132	7	5%	139
WINDSOR OF LAKEWOOD RANCH,THE		136	2	1%	138
AHEC CLINIC		8	130	94%	138
CARENOW URGENT CARE - LAKE MARY			138	100%	138
SMILEY MEDICAL GROUP		108	30	22%	138
MV MEDICAL PRACTICE DBA PRIMARY URGENT CARE		131	7	5%	138
AMERICAN PATHOLOGY PARTNERS		136	2	1%	138
ADVENT HEALTH CENTRA CARE - CITRUS PARK		9	129	93%	138
ADVENT HEALTH CENTRA CARE - DELAND		28	110	80%	138
PPC-LAB EDI ORCHARD BI		129	8	6%	137
DOCTOR'S IN HOUSE LABORATORY		18	119	87%	137
Centre Pointe Health and Rehabilitation Center		126	11	8%	137
MANOR AT BLUEWATER BAY		131	6	4%	137
WILLOWBROOKE COURT AT ST ANDREWS ESTATES		132	5	4%	137
Lakeside Nursing and Rehabilitation Center	1	111	25	18%	137

COVID-19: testing by laboratory

Data through Apr 8, 2021 verified as of Apr 9, 2021 at 09:25 AM

Data in this report are provisional and subject to change.

The numbers in the table below represent the number of Florida and non-Florida residents for whom test results were received by the Department of Health. A person can be tested by more than one laboratory and can have both positive and negative results. **Therefore, the sum of the numbers in each column will be larger than the total number of people tested.**

Reporting lab	Inconclusive	Negative	Positive	Percent positive	Total
SPRING HAVEN RETIREMENT	1	133	3	2%	137
AEGIS MEDICAL GROUP		114	22	16%	136
MED COMP SCIENCES		3	133	98%	136
A2Z DIAGNOSTICS		135	1	1%	136
LIFE CARE CENTER OF JACKSONVILLE□		115	21	15%	136
LONGWOOD HEALTH AND REHABILITATION CENTER		124	12	9%	136
SONATA DELRAY BEACH		125	11	8%	136
MANOR CARE OF PALM HARBOR		135	1	1%	136
CLARE BRIDGE OF CAPE CORAL	1	135			136
ADVENT HEALTH CENTRA CARE - ORANGE CITY	1	53	82	60%	136
ARDEN COURTS OF LELY PALMS□		133	2	1%	135
IRL MARKET LAB ALACHUA		104	31	23%	135
SONATA WEST		133	2	1%	135
PEDIATRIC CARE CENTER		135			135
STEWART MEDICAL GROUP		34	100	75%	134
ADVANCED MEDICAL CENTER		86	48	36%	134
OPPENHEIMER PLASTIC SURGERY LLC		129	5	4%	134
SUNY UPSTATE OVERFLOW LABORATORY		134			134
EAST RIDGE RETIREMENT VILLAGE		134			134
SOUTH CAMPUS FACILITY INC		122	11	8%	133
GARDENS HEALTH NH LLC		130	3	2%	133
AMERICAN HOUSE-BONITA SPRINGS□		131	1	1%	132
THE REHABILITATION CENTER OF LAKE CITY		127	5	4%	132
ARIZONA DEPARTMENT OF HEALTH SERVICES		5	127	96%	132
HIGHLANDS MEDICAL CENTER		129	3	2%	132
RESEARCH CENTERS OF AMERICA, LLC		109	23	17%	132
CENTRACARE		18	114	86%	132
LAKELAND REGIONAL HEALTH LAKE MIRIAM	2	87	42	32%	131
DIAGNOSTIC LABORATORY OF OKLAHOMA		105	26	20%	131
HARBORCHASE OF VERO BEACH	1	115	15	11%	131
THE WELLNESS CENTER AT LAKEWOOD RANCH		43	88	67%	131
MINUTECLINIC LLC #4987		114	17	13%	131
INTEGRATED REGIONAL LABORATORIES		119	12	9%	131
FOUNTAINS OF HOPE LLC, THE		130	1	1%	131
MOOSEHAVEN LIFE CARE CENTER		130			130
VITAS HEALTHCARE		119	11	8%	130
SONNIS PEDIATRICS PA		116	14	11%	130
COQUINA CENTER		125	5	4%	130
WILLOW BROOKE COURT AT AZALEA TRACE		128	1	1%	129
CHARLES CROFT MD	1	127	1	1%	129
BMHSI-AEL MICROBIOLOGY LABORATORY	2	102	25	19%	129
KINDRED HOSPITAL NORTH FLORIDA	3	119	7	5%	129
The Crossings		127	2	2%	129
TRI-COUNTY NURSING HOME		117	12	9%	129
WELLOW URGENT CARE PC		127	2	2%	129
QUICK CARE MED PL CR		80	48	38%	128

COVID-19: testing by laboratory

Data through Apr 8, 2021 verified as of Apr 9, 2021 at 09:25 AM

Data in this report are provisional and subject to change.

The numbers in the table below represent the number of Florida and non-Florida residents for whom test results were received by the Department of Health. A person can be tested by more than one laboratory and can have both positive and negative results. **Therefore, the sum of the numbers in each column will be larger than the total number of people tested.**

Reporting lab	Inconclusive	Negative	Positive	Percent positive	Total
ST PETERSBURG PEDIATRICS-MLK JUNIOR BLVD		119	9	7%	128
MAGNOLIA MEDICAL CLINIC		20	108	84%	128
Summit Medical Group		116	11	9%	127
LABCORP RTP		51	76	60%	127
Shoal Creek Rehabilitation Center		85	42	33%	127
HILLSBOROUGH COUNTY DEVELOPMENTAL CTR □	1	117	9	7%	127
GESSLER CLINIC PA		98	29	23%	127
KINDRED HOSPITAL-BAY AREA-ST PETERSBURG LAB	1	120	6	5%	127
WEST		112	15	12%	127
PANAMA PHARMACY	3	105	18	14%	126
ARBOR TERRACE SAN JOSE LLC	3	121	2	2%	126
ARDEN COURTS OF PALM HARBOR		106	20	16%	126
THE CLUB AND REHABILITATION CENTER		125	1	1%	126
Gabisa Medical LLC		125			125
IQBAL A FARUQUI MD □		93	32	26%	125
ARBOR GLEN AT ARBOR TRACE	2	113	9	7%	124
Mt Sinai Aventura			124	100%	124
GRAND VILLA OF LAKE LAND		118	6	5%	124
ADVENT HEALTH CENTRA CARE - BRANDON		31	93	75%	124
FLORIDA DEPARTMENT OF HEALTH IN LAKE COUNTY	1	79	44	35%	124
NORTH FL SOUTH GA HCS-MALCOM RANDALL VAMC			124	100%	124
SURFSIDE URGENT CARE		102	22	18%	124
BIGGERS FAMILY MEDICINE PA	1	110	13	10%	124
LEE MEMORIAL HEALTH SYSTEM HEALTH FAIR		119	5	4%	124
TURNING POINT OF TAMPA		117	7	6%	124
ISLAND URGENT CARE PLLC DBA AFC URGENT CARE		122	1	1%	123
GENEDX		48	75	61%	123
WINDERMERE MEDICAL CENTER		118	5	4%	123
VITAS HEALTHCARE CORPORATION OF FLORIDA		120	3	2%	123
CITRUS MEMORIAL HEALTH SYSTEM LAB		2	121	98%	123
HEARTLAND PHARMACY LAKE PLACID, INC		93	30	24%	123
PSL NAPLES BH OPERATIONS, LLC		122			122
MERCY MEDICAL URGENT CARE CENTER INC		71	51	42%	122
ALTERNATIVE LIVING, INC DBA TWIN CITIES PAVILION		119	3	2%	122
SOUTH GEORGIA MEDICAL CENTER		82	40	33%	122
THREE OAKS PHARMACY INC		109	13	11%	122
MINUTECLINIC DIAGNOSTIC OF RHODE ISLAND, LLC #729		118	4	3%	122
MEMORY CARE OF NAPLES		122			122
FLORIDA ATLANTIC UNIVERSITY		115	7	6%	122
MEYER PEDIATRICS		107	14	12%	121
PINELLAS COUNTY JAIL			121	100%	121
CORNERSTONE MEDICAL CARE OF BRANDON PL		100	21	17%	121
Crystal Health & Rehab Center		115	6	5%	121
SOLARIS SENIOR LIVING OF MERRITT ISLAND		117	4	3%	121
SANDY RIDGE CENTER FOR REHABILITATION AND HEALING		100	21	17%	121
THE COURTYARD ASSISTED LIVING		117	4	3%	121

COVID-19: testing by laboratory

Data through Apr 8, 2021 verified as of Apr 9, 2021 at 09:25 AM

Data in this report are provisional and subject to change.

The numbers in the table below represent the number of Florida and non-Florida residents for whom test results were received by the Department of Health. A person can be tested by more than one laboratory and can have both positive and negative results. **Therefore, the sum of the numbers in each column will be larger than the total number of people tested.**

Reporting lab	Inconclusive	Negative	Positive	Percent positive	Total
PARKVIEW HEALTH		121			121
URGENT CARE TCMA			121	100%	121
L&S SENIOR CARE DBA ARCADIA OAKS	4	115	1	1%	120
BROOKDALE JENSEN BEACH □		117	3	3%	120
SEVEN HILLS HEALTH AND REHABILITATION CENTER		104	16	13%	120
ARDEN COURTS OF WEST PALM BEACH		119	1	1%	120
NSPIRE HEALTHCARE TAMARAC		80	40	33%	120
ARBOR TERRACE ORTEGA LLC	2	116	2	2%	120
SEMINOLE SPORTS AND FAMILY MEDICINE		105	15	13%	120
TGH URGENT CARE - TYRONE		3	116	97%	119
MICRO PATH LABORATORIES INC		116	3	3%	119
MED ONE AT SAINT AUGUSTINE		87	32	27%	119
RDX BIOSCIENCE		60	59	50%	119
FLAGLER COLLEGE HEALTH SERVICES		86	33	28%	119
MONTEFIORE MEDICAL CENTER LABORATORIES - MOSES		109	10	8%	119
MD NOW MEDICAL CENTERS INC		87	32	27%	119
MATHISON RETIREMENT COMMUNITY		114	5	4%	119
PICH KTM CORP DBA MEDTOWN PHARMACY		102	17	14%	119
DIATHERIX LABORATORIES		70	49	41%	119
PALMS FACILITY INC		104	15	13%	119
BIODESIX, INC.		89	29	25%	118
COASTAL HEALTH AND REHAB		110	8	7%	118
EC OPCO CARROLLWOOD LLC		111	7	6%	118
SH HERON EAST LLC □		103	15	13%	118
HOBDAIR FAMILY HEALTH LLC □		82	36	31%	118
BROOKDALE COLONIAL PARK	2	114	1	1%	117
JOHN KNOX VILLAGE OF CENTRAL FLORIDA		112	5	4%	117
Golfview Healthcare Center		111	6	5%	117
NEIGHBORHOOD MEDICAL CENTER		112	5	4%	117
VILLAS OF HOLLY BROOK - BRADENTON 14TH		114	2	2%	116
PALMS EDGE	1	108	7	6%	116
WESTCHESTER MEDICAL CENTER	1	110	5	4%	116
MY CLINICAL LAB INC		17	99	85%	116
LEE COUNTY SCHOOL DISTRICT	1	108	7	6%	116
LATE HOURS URGENT CARE		61	55	47%	116
BELVEDERE COMMONS OF FORT WALTON BEACH		106	10	9%	116
PORT CHARLOTTE HMA		101	15	13%	116
UNIVERSITY HEALTH SYSTEM INC		105	11	9%	116
SUNFLOWER SPRINGS ASSISTED LIVING		105	10	9%	115
OCALA CBOC		109	6	5%	115
TIFFANY HALL NURSING AND REHAB CENTER		106	9	8%	115
BROWARD HEALTH CORAL SPRINGS EPIDEMIOLOGY DEPT		1	114	99%	115
Belleair Healthcare Center		109	6	5%	115
Hialeah Nursing And Rehabilitation Center		109	6	5%	115
MD 365 MEDICAL CARE		114	1	1%	115
PRIME HEALTH OF NORTH PORT LLC		97	18	16%	115

COVID-19: testing by laboratory

Data through Apr 8, 2021 verified as of Apr 9, 2021 at 09:25 AM

Data in this report are provisional and subject to change.

The numbers in the table below represent the number of Florida and non-Florida residents for whom test results were received by the Department of Health. A person can be tested by more than one laboratory and can have both positive and negative results. **Therefore, the sum of the numbers in each column will be larger than the total number of people tested.**

Reporting lab	Inconclusive	Negative	Positive	Percent positive	Total
GENETIC TECHNOLOGICAL INNOVATIONS, LLC		101	13	11%	114
SOUTH BALDWIN MEDICAL CENTER GULF SHORES		91	23	20%	114
UNIVERSITY MEDICAL CENTER SUITES		100	14	12%	114
CABANA AT JENSEN DUNES, THE		110	4	4%	114
PANCARE HEALTH GULF COUNTY		86	28	25%	114
FEDERATION CCRC OPERATIONS CORP		114			114
WESTWOOD NURSING & REHAB		80	34	30%	114
Courtyards of Orlando Care Center		102	12	11%	114
SUMMIT MEDICAL GROUP PA		104	10	9%	114
TREASURE COAST MEDICAL ASSOCIATES		4	110	96%	114
ELAN BUENA VISTA		97	17	15%	114
FHMG LAKE MARY PEDS		98	15	13%	113
ISLAND DOCTORS		23	90	80%	113
REGENCY OAKS HEALTH CENTER		111	2	2%	113
PHYSICIANS REGIONAL CLINIC		84	29	26%	113
CLEVELAND CLINIC FOUNDATION		12	100	89%	112
ORANGE PARK PEDIATRICS		102	10	9%	112
ROHR HOME		109	3	3%	112
BROOKDALE PALM COAST		112			112
SIGNATURE HEALTHCARE OF PORT CHARLOTTE		105	7	6%	112
ALLIED HEALTH FORT PIERCE		112			112
HOSPICE OF THE EMERALD COAST INC - PANAMA CITY	2	103	7	6%	112
SANDALWOOD NURSING CENTER		105	7	6%	112
BAY REGIONAL URGENT CARE	1	72	39	35%	112
ADVENTHEALTH MEDICAL GROUP PRIMARY CARE		103	8	7%	111
VILLAGE ON THE ISLE		105	6	5%	111
MG PORT CHARLOTTE II SUBTENANT LLC		99	12	11%	111
DELAND WELLNESS CENTER			111	100%	111
MINUTECLINIC DIAGNOSTIC OF NORTH CAROL		88	23	21%	111
J FRANK AVEY MD		87	24	22%	111
COASTAL DETOX		107	3	3%	110
KEYSTYLE LIVING LLC	1	108	1	1%	110
CSL PLASMA INC		7	103	94%	110
ALL MY KIDS PEDIATRICS INC		77	33	30%	110
TUSCAN ISLE OPERATING COMPANY LLC DBA		106	4	4%	110
LAKE HOUSE ASSISTED LIVING		93	17	15%	110
Riviera Health Resort		108	1	1%	109
BAY PINES MEDICAL ASSOCIATES		1	108	99%	109
North Lake Care Center		107	1	1%	108
FHMG- FLORIDA HOSPITAL MEDICAL GROUP		95	13	12%	108
HOSPICE OF MARTIN & ST LUCIE, INC		105	3	3%	108
EVANS HEALTH CARE		106	2	2%	108
VIERA HOSPITAL			108	100%	108
BAY VIEW HEALTHCARE		85	22	21%	107
CAREMOUNT MEDICAL - PATHOLOGY		103	4	4%	107
HEARTLAND SOUTH JACKSONVILLE OF JACKSONVILLE FL ,		107			107

COVID-19: testing by laboratory

Data through Apr 8, 2021 verified as of Apr 9, 2021 at 09:25 AM

Data in this report are provisional and subject to change.

The numbers in the table below represent the number of Florida and non-Florida residents for whom test results were received by the Department of Health. A person can be tested by more than one laboratory and can have both positive and negative results. **Therefore, the sum of the numbers in each column will be larger than the total number of people tested.**

Reporting lab	Inconclusive	Negative	Positive	Percent positive	Total
NAVY HOSPITAL			107	100%	107
NORTH FLORIDA EVALUATION AND TREATMENT CENTER	2	99	5	5%	106
ELMCROFT OF BELLA VITA		98	8	8%	106
HEART OF FLORIDA REGIONAL MED CTR		35	71	67%	106
325TH MEDICAL GROUP		87	19	18%	106
ASHRAF MEDICAL GROUP PLLC DBA PULSE MD		103	3	3%	106
MORTON PLANT HOSPITAL NURSING		2	104	98%	106
Ocala Oaks Rehabilitation Center		100	6	6%	106
ADVANCED EMURGENT CARE		28	77	73%	105
MINUTECLINIC DIAGNOSTIC OF NORTH CARO		93	12	11%	105
WHITE PLAINS HOSPITAL CENTER LAB		101	4	4%	105
CAN COMMUNITY HEALTH		104	1	1%	105
LENOX HILL HOSPITAL		97	8	8%	105
MEDICAL CONSULTANTS OF FLORIDA DBA	1	90	14	13%	105
MAJESTIC OAKS		102	3	3%	105
PEDIATRIC SERVICES AND BREATHING CENTER PA		81	24	23%	105
ST PETERSBURG PEDIATRICS-SEMINOLE		92	13	12%	105
PEDIATRIC CARE CENTER- JACKSONVILLE BEACH		75	29	28%	104
CARE CENTERS OF NASSAU, LLC - HENDRICKS RD		104			104
G & R HEALTH MART PHARMACY		84	20	19%	104
PREDICTIVE LABORATORIES, INC	1	90	13	13%	104
EAST RIDGE RETIREMENT VILLAGE INC		104			104
GIBBENS FAMILY MEDICAL, LLC		85	19	18%	104
GRANDE, THE	2	98	4	4%	104
VISTA MANOR		92	12	12%	104
ST MARK ASSISTED LIVING CENTER	1	90	12	12%	103
MENORAH HOUSE		102	1	1%	103
LIFESTREAM BEHAVIORIAL CENTER		82	21	20%	103
PUTNAM COUNTY SHERIFFS OFFICE		95	7	7%	102
LECONTE MEDICAL CENTER LAB		83	19	19%	102
HENNEPIN HEALTHCARE LABORATORY		102			102
LANDMARK HOSPITAL SOUTHWEST FLORIDA LLC		99	3	3%	102
VITAS HEALTHCARE CORP OF FLORIDA		101	1	1%	102
SUNSHINE GARDENS		101	1	1%	102
AU HEALTH		85	16	16%	101
BAPTIST MEDICAL CENTER SOUTH		81	20	20%	101
NORTH SHORE MEDICAL LABS	1	93	7	7%	101
MINUTECLINIC DIAGNOSTIC OF SOUTH CAROLINA, LLC		85	16	16%	101
BROOKDALE VERO BEACH SOUTH AL		101			101
ORLANDO LUTHERAN TOWERS ASSISTED LIVING		101			101
MACADAMS HOME HEALTH AGENCY		100	1	1%	101
CCS - BROWARD COUNTY JAIL		94	7	7%	101
MINUTECLINIC DIAGNOSTIC OF OHIO LLC		81	20	20%	101
HARBORCHASE OF NAPLES		88	13	13%	101
PATRICK AIR FORCE BASE		3	98	97%	101
Consulate Health Care of Port Charlotte		98	2	2%	100

COVID-19: testing by laboratory

Data through Apr 8, 2021 verified as of Apr 9, 2021 at 09:25 AM

Data in this report are provisional and subject to change.

The numbers in the table below represent the number of Florida and non-Florida residents for whom test results were received by the Department of Health. A person can be tested by more than one laboratory and can have both positive and negative results. **Therefore, the sum of the numbers in each column will be larger than the total number of people tested.**

Reporting lab	Inconclusive	Negative	Positive	Percent positive	Total
QUALITY URGENT CARE AND WELLNESS		61	39	39%	100
DOUGLAS T JACOBSON STATE VETERANS HOME		100			100
PruittHealth Fleming Island		87	13	13%	100
GLOBAL CENTRAL LABS AT PPD	2	88	10	10%	100
FLORIDA DEPARTMENT OF HEALTH IN WALTON COUNTY		87	13	13%	100
EMERALD COAST CENTER		96	4	4%	100
NORTHEAST FLORIDA STATE HOSP-NURSING		98	1	1%	99
CENTRAL FLORIDA HEALTH CARE		47	52	53%	99
SANIBEL INTERNAL MEDICINE, LLC		96	3	3%	99
ST JOHNS COUNTY DETENTION CENTER		99			99
Consulate Health Care of Jacksonville		85	14	14%	99
MIAMI BEACH COMMUNITY HEALTH CENTER		2	97	98%	99
Cross Landings Health and Rehabilitation		97	2	2%	99
PLAZA OF HALLANDALE BEACH		98			98
LANDMARK, THE		48	50	51%	98
URINEGOODHANDS LLC		96	2	2%	98
FLORIDA COMMUNITY HEALTH CENTERS INC			98	100%	98
AVOW HOSPICE INC		98			98
VALLEY MEDICAL CENTER		91	7	7%	98
SEMINOLE COUNTY HEALTH DEPARTMENT		79	19	19%	98
NORTH CENTRAL BRONX HOSPITAL		93	5	5%	98
BLISS HEALTHCARE SERVICES	1	74	23	23%	98
KORGENE LAB	1	28	69	70%	98
MINNESOTA TWINS		92	5	5%	97
KALEIDA HEALTH CENTER FOR LABORATORY		91	6	6%	97
SUPERIOR RESIDENCES OF LECANTO		82	15	15%	97
ARBOR TRAIL		77	20	21%	97
TOTAL CARE PLUS LLC			97	100%	97
HURLBURT FIELD CLINIC		39	58	60%	97
DEVANSH LAB WERKS INC		79	18	19%	97
HEALTH CENTERS AT BRENTWOOD		96	1	1%	97
RIDGEWOOD DIAGNOSTIC LABORATORY		92	5	5%	97
ARDEN COURTS OF SARASOTA		79	17	18%	96
PEDIATRIC ASSOCIATES ORLANDO		82	14	15%	96
BRANDON COMMUNITY HEALTH CENTER		76	20	21%	96
MARKET STREET VIERA		95	1	1%	96
GRAND VILLA OF DELAND		90	6	6%	96
UNIVERSTIY CENTER MEDICAL LLC DBA	1	91	4	4%	96
BAYSHORE MEMORY CARE		96			96
CROSS CITY REHABILITATION AND HEALTH CARE CENTER		72	23	24%	95
OAKS OF CLEARWATER, THE		92	3	3%	95
ADVENT HEALTH CENTRA CARE - EAST ORLANDO		65	30	32%	95
THE TERRACE OF KISSIMMEE		80	15	16%	95
CONSULATE HEALTH CARE OF SARASOTA	1	93			94
DIAGNOSTIC SOLUTIONS		3	91	97%	94
ADVENT HEALTH CENTRA CARE - WATERMAN		79	15	16%	94

COVID-19: testing by laboratory

Data through Apr 8, 2021 verified as of Apr 9, 2021 at 09:25 AM

Data in this report are provisional and subject to change.

The numbers in the table below represent the number of Florida and non-Florida residents for whom test results were received by the Department of Health. A person can be tested by more than one laboratory and can have both positive and negative results. **Therefore, the sum of the numbers in each column will be larger than the total number of people tested.**

Reporting lab	Inconclusive	Negative	Positive	Percent positive	Total
QPS, LLC		91	3	3%	94
PORT CHARLOTTE REHABILITATION CENTER		81	13	14%	94
ERIE COUNTY MEDICAL CTR CLINICAL LABS		90	4	4%	94
PALM BAY HOSPITAL			93	100%	93
OMNI HEALTHCARE, INC		91	2	2%	93
HARBOR BEACH NURSING AND REHABILITATION CENTER		90	3	3%	93
PRESERVE AT PALM AIRE	3	90			93
PENNSYLVANIA DEPT OF HEALTH		21	72	77%	93
BRIDGEVIEW CENTER LLC		81	12	13%	93
STONY BROOK UNIVERSITY MEDICAL CENTER		78	14	15%	92
HAWTHORN HOUSE		78	14	15%	92
EAST ALABAMA MEDICAL CENTER LABORATORY		80	12	13%	92
LABFIRST - DEPARTMENT OF PATHOLOGY		88	4	4%	92
PUBLIC SQUARE PHARMACY LLC		72	20	22%	92
JOHN KNOX VILLAGE OF FLORIDA ALF	1	87	4	4%	92
MAGNOLIA DIAGNOSTIC		2	89	98%	91
CENTURY CENTER FOR REHABILITATION & HEALING		73	18	20%	91
TREASURE COAST FORENSIC TREATMENT CTR		70	21	23%	91
DEBARY HEALTH AND REHABILITATION CENTER		88	3	3%	91
NEW SMYRNA BEACH URGENT CARE			91	100%	91
A COUNTRY PLACE ASSISTED LIVING FACILITY		89	2	2%	91
AVERO DIAGNOSTICS		67	24	26%	91
HERON CLUB AT PRESTANCIA		89	2	2%	91
BAHIA OAKS LODGE		85	6	7%	91
AFTER HOURS PEDIATRICS			91	100%	91
KINDRED AT HOME		81	9	10%	90
KEYS MEDICAL GROUP			90	100%	90
MD 365 MEDICAL CARE PLLC		89			89
ATRIUM AT LIBERTY PARK		85	4	4%	89
FREEDOM INN AT TARPON SPRINGS		82	7	8%	89
STUART LODGE LIVING LLC		66	23	26%	89
Conway Lakes Health and Rehabilitation Center		89			89
Winter Garden Rehab and Nursing Facility		78	11	12%	89
Lanier Rehab		64	25	28%	89
ROSECASTLE AT DELANEY CREEK		88	1	1%	89
LAKE GIBSON VILLAGE, LLC		86	3	3%	89
NORTH FLORIDA SPINE AND WELLNESS		69	20	22%	89
EVENTEST, LLC		87	2	2%	89
CALADIUM PEDIATRICS		79	10	11%	89
PRIMECARE AT TWIN LAKES		2	87	98%	89
BARRY UNIVERSITY STUDENT HEALTH SERVICES		52	37	42%	89
LONGWOOD CARDIOLOGY			88	100%	88
Baldwin Pediatrx		77	11	13%	88
EXPRESS DOCS LLC			88	100%	88
GOVERNOR'S CREEK HEALTH & REHABILITATION		87	1	1%	88
CRESTVIEW URGENT CARE		16	72	82%	88

COVID-19: testing by laboratory

Data through Apr 8, 2021 verified as of Apr 9, 2021 at 09:25 AM

Data in this report are provisional and subject to change.

The numbers in the table below represent the number of Florida and non-Florida residents for whom test results were received by the Department of Health. A person can be tested by more than one laboratory and can have both positive and negative results. **Therefore, the sum of the numbers in each column will be larger than the total number of people tested.**

Reporting lab	Inconclusive	Negative	Positive	Percent positive	Total
LAFAYETTE NURSING AND REHABILITATION CENTER		86	2	2%	88
WINDSOR OAKS		87	1	1%	88
Winter Park Care and Rehab		87	1	1%	88
COOPER FAMILY MEDICAL PLLC		68	20	23%	88
ORANGE COUNTY CORRECTIONS HEALTH SERVICES		68	19	22%	87
CATHOLIC HEALTH SYSTEM DEPT LABORATORY		84	3	3%	87
EISENHOWER ARMY MEDICAL CENTER		80	7	8%	87
PACIFIC ANALYTICS			87	100%	87
UNIVERSITY OF NEW MEXICO HOSPITAL		87			87
BRANDON HEALTH AND REHABILITATION CENTER	1	85	1	1%	87
BAYLOR GENETICS		75	12	14%	87
CLYDE E LASSEN STATE VETERANS NURSING HOME		62	25	29%	87
MIAMI SHORES NURSING & REHAB		86			86
BLOCK NATION CHASE		73	13	15%	86
RARITAN BAY PERTH AMBOY		77	9	10%	86
DISCOVERY VILLAGE AT THE FORUM		86			86
PENSACOLA DEVELOPMENTAL CENTER		67	19	22%	86
PANIRA HEALTHCARE CLINIC		2	84	98%	86
JERICO URGENT CARE		82	4	5%	86
ACE BIOMEDICAL LABS LLC		73	13	15%	86
GRAND OAKS OF JENSEN BEACH LLC		85	1	1%	86
BRILLIANCE ASSISTED LIVING		69	17	20%	86
AESTHETIC SURGERY CENTER OF WINTER PARK, THE	3	78	5	6%	86
PRMG - EAST NAPLES	1	73	11	13%	85
WE SCREEN LLC		82	3	4%	85
BEACHES PEDIATRICS PA		80	5	6%	85
MEDEXPRESS - BLOOMIN BRANDS		65	20	24%	85
ST VINCENT'S BIRMINGHAM		78	7	8%	85
WALGREENS #12673		82	3	4%	85
TREASURE COAST PEDIATRICS PA		79	6	7%	85
CATHOLIC HEALTH SERVICES REGIONAL LAB		77	8	9%	85
W. FRANK WELLS NURSING HOME		84	1	1%	85
HUNTINGTON HOSPITAL LABORATORY		82	3	4%	85
VILLAGES VA CBOC	2	76	6	7%	84
PEDIATRIC SERVICES OF AMERICA INC		79	5	6%	84
ARBOR OAKS AT TYRONE	9	73	2	2%	84
FLORIDA PEDIATRIC GROUP		31	53	63%	84
BISHOP GRADY VILLAS		82	2	2%	84
LONG TERM CARE OF JAY, LLC		63	21	25%	84
NITE LITE PEDIATRICS - JACKSONVILLE		76	8	10%	84
PINES OF SARASOTA GARDEN		84			84
PARK OF THE PALMS INC		83	1	1%	84
SIGNATURE HEALTHCARE OF MIDDLEBURG		82	2	2%	84
LAKE HOWELL FAMILY MEDICINE ASSOCIATES		69	14	17%	83
HUNTSVILLE HOSPITAL LABORATORY		58	25	30%	83
SUWANNEE COUNTY SHERIFF OFFICE		80	3	4%	83

COVID-19: testing by laboratory

Data through Apr 8, 2021 verified as of Apr 9, 2021 at 09:25 AM

Data in this report are provisional and subject to change.

The numbers in the table below represent the number of Florida and non-Florida residents for whom test results were received by the Department of Health. A person can be tested by more than one laboratory and can have both positive and negative results. **Therefore, the sum of the numbers in each column will be larger than the total number of people tested.**

Reporting lab	Inconclusive	Negative	Positive	Percent positive	Total
CANOPY ON BERRYHILL, THE		51	32	39%	83
MEDRITE URGENT CARE		69	14	17%	83
MID FLORIDA PRIMARY CARE PA		69	14	17%	83
PLYMOUTH HOME FOR ADULTS, INC.	8	74	1	1%	83
SOUTH LAKE PEDIATRICS		75	8	10%	83
LABCORP EMPLOYER SERVICES		82	1	1%	83
TALLAHASSEE VA OPC		79	3	4%	82
Summit Medical Group, Pa DbA Citymd		75	7	9%	82
EMERALD COAST BEHAVIORAL HOSPITAL		76	6	7%	82
LAB		29	53	65%	82
THE PAVILION FOR HEALTH CARE		72	10	12%	82
Lexington Health and Rehabilitation Center		82			82
COLONY CARE CENTER		65	16	20%	81
ARLINGTON OF NAPLES INC, THE		81			81
BIO-TECH CLINICAL LABORATORIES		41	40	49%	81
CHAMBREL AT ISLAND LAKE		78	3	4%	81
GRACE MEDICAL HOME		65	15	19%	80
ALLIANCE PEDIATRICS		49	31	39%	80
ECOLAB GROUP		45	35	44%	80
BALMORAL TENANT SERVICES INC	1	43	36	45%	80
CBS LABS OF TAMPA LLC		3	76	96%	79
LAB PLUS, LLC AT SAINT THOMAS WEST HOSPITAL		65	14	18%	79
INSTITUTE OF PATHOLOGY KINGS COUNTY		76	3	4%	79
VETERANS AFFAIRS MEDICAL CENTER - PALO ALTO		28	51	65%	79
EDGEWATER AT WATERMAN VILLAGE		78	1	1%	79
AR ANESTHESIA LLC		76	2	3%	78
NEW MEXICO STATE PUBLIC HEALTH DIVISION		78			78
ROYAL CARE OF AVON PARK		75	3	4%	78
CENTRAL BALDWIN IMMEDIATE CARE & FAMILY PRACTICE		60	18	23%	78
EMERGENCY PHYSICIANS MEDICAL CENTER LLC		57	21	27%	78
BROWARD HEALTH MEDICAL CENTER CLINICAL LAB			78	100%	78
JENNIFER J CHIAVETTA-GRLSANTI DC		63	15	19%	78
HOLMES COUNTY HEALTH DEPARTMENT	1	64	13	17%	78
LAKE MORTON PLAZA		75	3	4%	78
SIMED LABORATORY		61	16	21%	77
BAYCARE MEDICAL GROUP		71	6	8%	77
MISIR DRUGS LLC		64	13	17%	77
ORANGE CITY NURSING AND REHAB		75	2	3%	77
PERSONAL PEDIATRICS		68	9	12%	77
BOND CLINIC PA		45	32	42%	77
WEST VOLUSIA FAMILY AND SPORTS MEDICINE		75	2	3%	77
HEALTH FIRST - PALM BAY HOSPITAL		2	75	97%	77
CLINICAL PATHOLOGY ASSOCIATES-SONIC REFERENCE LAB		76			76
PROMEDICA LABORATORIES		21	55	72%	76
WALGREENS 9627		70	6	8%	76
DOH-WEST PALM BEACH BRANCH LABORATORY		3	73	96%	76

COVID-19: testing by laboratory

Data through Apr 8, 2021 verified as of Apr 9, 2021 at 09:25 AM

Data in this report are provisional and subject to change.

The numbers in the table below represent the number of Florida and non-Florida residents for whom test results were received by the Department of Health. A person can be tested by more than one laboratory and can have both positive and negative results. **Therefore, the sum of the numbers in each column will be larger than the total number of people tested.**

Reporting lab	Inconclusive	Negative	Positive	Percent positive	Total
DYNAMIC MEDICAL USA			76	100%	76
LEVY COUNTY DEPARTMENT OF HEALTH		55	21	28%	76
MOBILE PHYSICIAN SERVICES INC		68	8	11%	76
S-H THIRTY-FIVE OPCO- PORT ST LUCIE, LLC	1	75			76
WINDSOR REFLECTIONS		75	1	1%	76
JACOBI MEDICAL CENTER		70	5	7%	75
BROWARD HEALTH MEDICAL CENTER		3	72	96%	75
ADVENTHEALTH EXPRESSCARE		45	30	40%	75
INFINITY BIOLOGIX LLC OAKDALE		70	5	7%	75
BROOKDALE OVIEDO		72	2	3%	74
OAK MANOR NURSING HOME		70	4	5%	74
TROPICANA MANUFACTURING COMPANY INC		68	6	8%	74
BAYFRONT MEDICAL		53	21	28%	74
ASSOCIATED CLINICAL LABORATORIES		66	8	11%	74
SUN CLINICAL LABORATORIES		73	1	1%	74
SCOTT LAKE HEALTH AND REHABILITATION CENTER		71	3	4%	74
DELCARE PA		58	16	22%	74
NOAH CLINICAL LABORATORY		63	11	15%	74
GOOD HEARTS COVID TESTING		30	43	59%	73
ALTAMONTE PEDIATRIC ASSOCIATES		31	42	58%	73
CONSULATE HEALTH CARE - LAKE MARY		72	1	1%	73
WATERCREST ST LUCIE WEST	1	69	3	4%	73
MICHAEL AKPEKE MD		64	9	12%	73
PALM RIVER COMMUNITY HEALTH CENTER		66	7	10%	73
STONY BROOK SOUTHAMPTON		70	2	3%	72
WALGREENS 2941		69	3	4%	72
DISCOVERY VILLAGE AT PALM BEACH GARDENS		71	1	1%	72
GV NAPLES OPCO, LLC		71	1	1%	72
LAKE CITY VA MEDICAL CENTER			72	100%	72
HAVEN OF OUR LADY OF PEACE		72			72
CRAIG BERGER MD PL D/B/A BAY AREA EYE INSTITUTE		72			72
MD LABS		45	27	38%	72
CENTRAL FLORIDA PEDIATRICS		38	33	46%	71
AESTHETIC ENHANCEMENTS		71			71
CL BRUMBACK PRIMARY CARE CLINICS		17	54	76%	71
PANCARE HEALTH - MALONE CLINIC		64	7	10%	71
AMMON LABS		61	10	14%	71
ADVANCED LAB		67	4	6%	71
NORTH FLORIDA PEDIATRICS		57	14	20%	71
DOCTORS CENTER PA,THE		61	10	14%	71
SOS MOBILE MEDICAL CARE LLC		60	11	15%	71
GRAND ST PAUL CVS		70	1	1%	71
STERLING HOUSE OF TALLAHASSEE	3	62	6	8%	71
INN AT ASTON GARDENS AT PELICAN POINTE,THE		67	4	6%	71
NORTH SHORE UNIVERSITY HOSPITAL LABORATORY		65	6	8%	71
PANCARE HEALTH - FREEPORT CLINIC SUITE B		62	9	13%	71

COVID-19: testing by laboratory

Data through Apr 8, 2021 verified as of Apr 9, 2021 at 09:25 AM

Data in this report are provisional and subject to change.

The numbers in the table below represent the number of Florida and non-Florida residents for whom test results were received by the Department of Health. A person can be tested by more than one laboratory and can have both positive and negative results. **Therefore, the sum of the numbers in each column will be larger than the total number of people tested.**

Reporting lab	Inconclusive	Negative	Positive	Percent positive	Total
ADVENT HEALTH - LAKE MARY		61	10	14%	71
CVS MINUTE CLINIC		1	69	99%	70
FLORIDA MEDICAL CLINIC PA		48	22	31%	70
USF HEALTH MORSANI CENTER		5	65	93%	70
SUNCOAST COMMUNITY HEALTH CENTERS PEDIATRICS		21	49	70%	70
HARMONY CLINIC		1	69	99%	70
TAMPA BAY CONCIERGE DOCTOR, LLC		68	2	3%	70
LUTHERAN HAVEN ASSISTED LIVING		70			70
BENTLEY CARE CENTER		70			70
Highlands Regional Hospital		63	7	10%	70
NOMI HEALTH LAB SERVICES LLC		5	65	93%	70
SUMMIT AT VENICE	2	63	5	7%	70
BOND CLINIC DR ELDEEB		35	34	49%	69
THE GOOD SHEPARDS OF DELAND-WEST		68	1	1%	69
PLANTATION GENERAL HOSPITAL CLINICAL LAB		26	43	62%	69
MEMORIAL MANOR		69			69
HERITAGE HEALTHCARE AND REHABILITATION CENTER		69			69
SAN JOSE SENIOR CARE LLC	1	43	25	36%	69
CP/AIG PENSACOLA DEVELOPMENT LLC		66	3	4%	69
PARKSIDE INN	3	64	2	3%	69
TITUSVILLE FAMILY PRACTICE		16	53	77%	69
BioReference Laboratories, Inc		8	61	88%	69
THOMAS INTERNAL MEDICINE		58	11	16%	69
INDIGO MANOR		22	47	68%	69
BIG BOCA SMILES LLC		66	2	3%	68
LPG PRIMARY CARE AT SURFSIDE		61	7	10%	68
SUNCOAST OPTIMAL WELLNESS		23	45	66%	68
GENPATH			68	100%	68
MED EXPRESS		6	62	91%	68
AEL- MEMPHIS		17	51	75%	68
PROMEDICA SENIOR LIVING		64	3	4%	67
BREVARD HEALTH ALLIANCE INC		64	3	4%	67
MEASE MANOR INC		63	4	6%	67
ARTHREX MEDICAL CENTER		39	28	42%	67
VANDERBILT UNIVERSITY MEDICAL CENTER		59	8	12%	67
EC OPCO PENSACOLA, LLC		66	1	1%	67
CHILDRENS CLINIC		27	40	60%	67
BOND AND STEELE CLINIC, PA		52	14	21%	66
AMERICAN FAMILY MEDICAL		53	13	20%	66
SOMERBY OF SANTA ROSA BEACH		57	9	14%	66
SANTA BARBARA CARE CENTER		45	21	32%	66
OKEECHOBEE URGENT CARE		17	49	74%	66
MEDEX MEDICAL EXPRESS OF PALATKA			66	100%	66
VETERANS AFFAIRS MEDICAL CENTER - GULF COAST		27	39	59%	66
Stratford Court of Palm Harbor		56	10	15%	66
DEVELOPMENTAL DISABILITIES DEFENDANT PROGRAM		63	2	3%	65

COVID-19: testing by laboratory

Data through Apr 8, 2021 verified as of Apr 9, 2021 at 09:25 AM

Data in this report are provisional and subject to change.

The numbers in the table below represent the number of Florida and non-Florida residents for whom test results were received by the Department of Health. A person can be tested by more than one laboratory and can have both positive and negative results. **Therefore, the sum of the numbers in each column will be larger than the total number of people tested.**

Reporting lab	Inconclusive	Negative	Positive	Percent positive	Total
SUMMER VISTA ASSISTED LIVING		38	27	42%	65
SAMFORD UNIVERSITY HEALTH SERVICES		64	1	2%	65
OUT OF STATE		40	25	38%	65
ROCKLEDGE REGIONAL MEDICAL CENTER		30	35	54%	65
BROOKDALE CENTRE POINTE	1	64			65
ISLAND COAST PEDIATRICS		58	7	11%	65
HERNANDO COUNTY FIRE RESCUE DISTRICT		31	34	52%	65
CORAL GABLES HOSPITAL			65	100%	65
BARNETT PARK		2	63	97%	65
MD NOW MEDICAL CENTERS, INC.		50	15	23%	65
NXGEN MDX		20	45	69%	65
ADVENT HEALTH CENTRA CARE - WINTER GARDEN		19	46	71%	65
WADSWORTH HEALTH CENTER		62	3	5%	65
MICHAEL A VENAZIO MD		61	3	5%	64
LINCOLN MEDICAL AND MENTAL HEALTH CENTER		61	3	5%	64
CAMPBELL URGENT CARE			64	100%	64
SILVER LAKE PEDIATRICS PA		57	7	11%	64
TRINITY AL SENIOR HOUSING LLC		45	19	30%	64
FAST PACE MEDICAL CLINIC, PLLC		55	9	14%	64
THE TRADITION OF THE PALM BEACHES		63	1	2%	64
GREENLEAF ALF		63	1	2%	64
NEMOURS CHILDRENS PRIMARY CARE OVIEDO		51	13	20%	64
VIERA HEALTH AND REHABILITATION CENTER		62	2	3%	64
TOWERS HOME CARE		60	4	6%	64
INTERNAL MEDICINE ASSOCIATES PA		60	4	6%	64
JOSEPH L MORSE GERIATRIC CENTER	2	59	3	5%	64
TROY REGIONAL MEDICAL CENTER		53	11	17%	64
NORTH FLORIDA MEDICAL CENTER		58	6	9%	64
SHERMAN-ABRAMS LABORATORY INC		59	5	8%	64
SUNCOAST TECHNICAL COLLEGE SCHOOL OF HEALTH		64			64
FLORIDA HEALTH CARE		8	55	87%	63
WILSON MEMORIAL REGIONAL MEDICAL CENTER		59	4	6%	63
BURRY'S PHARMACY INC		38	25	40%	63
APC PEDIATRICS AT RYE ROAD MEDICAL PARK		63			63
DAVID POSNACK JEWISH DAY SCHOOL		63			63
ENCOMPASS HEALTH REHABILITATION HOSPITAL OF LARGO		60	3	5%	63
MEDI CLINIC SARASOTA INC		62	1	2%	63
BEEHIVE HOMES OF GULF BREEZE		47	16	25%	63
MINUTECLINIC DIAGNOSTIC OF NEW JERSEY		55	7	11%	62
COASTAL LABORATORIES OF FLORIDA		54	8	13%	62
GOLDEN POND COMMUNITIES		62			62
EAST HILL PHARMACY		43	19	31%	62
EMERALD COAST HOSPICE		61	1	2%	62
OVERLOOK HOSPITAL LABORATORY		57	5	8%	62
ST VINCENTS PRIMARY CARE		57	5	8%	62
CINNAMON COVE ALF		61	1	2%	62

COVID-19: testing by laboratory

Data through Apr 8, 2021 verified as of Apr 9, 2021 at 09:25 AM

Data in this report are provisional and subject to change.

The numbers in the table below represent the number of Florida and non-Florida residents for whom test results were received by the Department of Health. A person can be tested by more than one laboratory and can have both positive and negative results. **Therefore, the sum of the numbers in each column will be larger than the total number of people tested.**

Reporting lab	Inconclusive	Negative	Positive	Percent positive	Total
MENTAL HEALTH CARE INC		53	9	15%	62
PANCARE HEALTH - JACKSON COUNTY		51	11	18%	62
BRADFORD COUNTY HEALTH DEPARTMENT		61	1	2%	62
ADVENT HEALTH - PALM COAST		1	61	98%	62
LAKELAND REGIONAL HEALTH		38	24	39%	62
PALM BAY URGENT CARE		28	34	55%	62
Gulfport Rehabilitation Center		58	3	5%	61
ST FRANCIS HOSPITAL		53	8	13%	61
RITECARE MED CTR H			61	100%	61
WASHINGTON REHABILITATION AND NURSING CENTER		51	10	16%	61
NICEVILLE URGENT CARE		15	46	75%	61
ROSECASTLE OF JACKSONVILLE LLC		59	1	2%	60
TWIN CREEKS ASSISTED LIVING & MEMORY CARE		57	3	5%	60
NAPHCARE INC		55	5	8%	60
LPG CONVENIENT CARE AT PINE ISLAND ROAD		54	6	10%	60
MINUTECLINIC DIAGNOSTIC OF KANSAS, PA		51	9	15%	60
SAFARI PEDIATRICS PA		59	1	2%	60
WAVE CREST HEALTH AND REHABILITATION CENTER		57	3	5%	60
81ST MEDICAL GROUP		28	32	53%	60
THE PRESERVE AT CLEARWATER		58	2	3%	60
MEDICAL PAVILION CLINIC		44	16	27%	60
SONORAN DESERT PATHOLOGY ASSOCIATES		3	57	95%	60
KESHAV RX LLC		49	11	18%	60
INTERNAL LAB		50	10	17%	60
CVS NY4098030POCT NEW YORK		59	1	2%	60
CDR MAGUIRE INC	1	7	51	86%	59
STEINHATCHEE FAMILY MEDICAL CENTER	1	50	8	14%	59
ST CLOUD PHYSICIAN MANAGEMENT LLC DBA ST CLOUD		28	31	53%	59
Palms at Ponte Vedra Assisted Living and Memory Care		56	3	5%	59
SUMTER PEDIATRICS		54	5	8%	59
MILLENIUM PHYSICIANS GROUP		1	58	98%	59
BIG BEND CARES, INC		51	8	14%	59
GRAND AVENUE RX			59	100%	59
UHEALTH AT FISHER ISLAND			59	100%	59
FERN PARK DEVELOPMENTAL CENTER		5	54	92%	59
CHILDREN'S HOSPITAL OF ALABAMA		58	1	2%	59
TBI RESIDENTIAL SERVICES, INC.		48	11	19%	59
MULBERRY CARE CENTER		49	10	17%	59
CARDIOLOGY AND MEDICINE ASSOCIATES		43	16	27%	59
BIOTECH		52	7	12%	59
ERDOX		55	3	5%	58
HORIZON ALF		57	1	2%	58
TUKA PEDIATRICS		7	51	88%	58
SONATA BOCA RATON		54	4	7%	58
WALGREENS #04809		51	7	12%	58
ALEXANDER NININGER STATE VETERANS		58			58

COVID-19: testing by laboratory

Data through Apr 8, 2021 verified as of Apr 9, 2021 at 09:25 AM

Data in this report are provisional and subject to change.

The numbers in the table below represent the number of Florida and non-Florida residents for whom test results were received by the Department of Health. A person can be tested by more than one laboratory and can have both positive and negative results. **Therefore, the sum of the numbers in each column will be larger than the total number of people tested.**

Reporting lab	Inconclusive	Negative	Positive	Percent positive	Total
MEDLOGIC LABORATORIES		3	55	95%	58
KINDRED HOSPITAL CENTRAL TAMPA BLOOD GAS	1	52	5	9%	58
SIMEDHEALTH LLC		48	10	17%	58
FLORIDA HEALTH CARE DELAND			58	100%	58
BUECHELE DENTAL PA DBA CLERMONT FAMILY DENTISTRY		48	10	17%	58
COOPER FAMILY MEDICAL, PLLC		48	10	17%	58
Margate Health and Rehabilitation Center		56	2	3%	58
ADVENTHEALTH MEDICAL GROUP MULTISPECIALTY			58	100%	58
EVIVIA		55	3	5%	58
ERIC C MRSHAL, MD, PC #1842		55	3	5%	58
MICHIGAN DEPARTMENT OF HEALTH AND HUMAN SERVICES	1		57	98%	58
ALL AMERICAN URGENT CARE			57	100%	57
DEPT OF VA MED CENTE-WEST PALM BEACH			57	100%	57
MARQUIS LABS, LLC		55	2	4%	57
FINLAY CLINICAL LABORATORY		20	37	65%	57
CARE CENTERS OF NASSAU LLC MINER ROAD SOUTH		57			57
ALZHEIMERS CARE CENTER OF VIERA LTD		37	20	35%	57
KEY WEST MEDICAL CENTER	1	50	6	11%	57
ASCENSION SACRED HEART BAY LABORATORY		54	3	5%	57
GENESIS DERMATOLOGY		53	4	7%	57
MALCOM RANDALL DEPT OF VAMC			57	100%	57
THE CANOPY AT BERRYHILL		57			57
ADVENT HEALTH - MOUNT DORA		10	47	82%	57
KAPG FLEMING ISLAND SENIOR HOUSING OPCO LLC	1	56			57
MIRIMUS CLINICAL LABS	1	22	34	60%	57
CALHOUN COUNTY HEALTH DEPT		27	29	52%	56
LABCORP		16	40	71%	56
MEADOWCREST FAMILY PHYSICIANS PA	1	33	22	39%	56
MAUREEN OROURKE-FUTEY			56	100%	56
FAMILY HEALTH CENTER		41	15	27%	56
EAGLES WATCH CLUSTER		47	9	16%	56
BIOREFERENCE LABORATORIES INC		4	52	93%	56
PATHOLOGY CONSULTANTS OF NEW MEXICO		56			56
SARATOGA HOSPITAL LABORATORY		51	5	9%	56
ATRIA PARK OF LAKE FOREST (WG HERITAGE LF LLC)		54	2	4%	56
HIALEAH HOSPITAL RESPIRATORY DEPT			56	100%	56
PHYSICIANS PRIMARY CARE OF SOUTHWEST FLORIDA		39	17	30%	56
TIFFANY HALL NURSING AND REHAB		44	12	21%	56
REHAB AND HEALTHCARE CENTER OF CAPE CORAL		55			55
PREMIER MEDICAL ASSOCIATES ALL FLORIDA LLC		54	1	2%	55
Salerno Bay Health & Rehabilitation Center		45	10	18%	55
GENTIVA HEALTH SERVICES CERTIFIED INC		52	3	5%	55
VPA PC LAB		48	7	13%	55
PALM BAY PEDIATRICS		36	19	35%	55
KENDALL REGIONAL MEDICAL CENTER LAB	3		52	95%	55
MINUTECLINIC DIAGNOSTIC OF HAWAII LLC		48	7	13%	55

COVID-19: testing by laboratory

Data through Apr 8, 2021 verified as of Apr 9, 2021 at 09:25 AM

Data in this report are provisional and subject to change.

The numbers in the table below represent the number of Florida and non-Florida residents for whom test results were received by the Department of Health. A person can be tested by more than one laboratory and can have both positive and negative results. **Therefore, the sum of the numbers in each column will be larger than the total number of people tested.**

Reporting lab	Inconclusive	Negative	Positive	Percent positive	Total
CENTRA CARE - LAKE NONA		6	49	89%	55
WEST ISLIP URGENT CARE		50	5	9%	55
DOT DOC SARASOTA		50	5	9%	55
GEORGE E WEEMS MEMORIAL HOSPITAL LAB		45	10	18%	55
NITE LITE PEDIATRICS - PORT ST. LUCIE		46	9	16%	55
BENTLEY VILLAGE II		46	9	16%	55
MINUTECLINIC DIAGNOSTIC OF SOUTH CAROL		50	5	9%	55
PREMISE HEALTH MIA		17	38	69%	55
SPRING MANOR ASSISTED LIVING		55			55
SONATA HUNTERS CREEK		47	8	15%	55
CORNERSTONE PEDIATRICS		43	12	22%	55
UNITED LABORATORY SERVICES CORPORATION		38	16	30%	54
JUNIPER VILLAGE AT NAPLES		53	1	2%	54
CERTUS MTD OPCP LLC		52	2	4%	54
NORTH FLORIDA PEDIATRICS - JACKSONVILLE		49	5	9%	54
LEE COMMUNITY HEALTHCARE - LEHIGH		46	8	15%	54
FAMILY EXTENDED CARE OF PUNTA GORDA		54			54
SARASOTA CO. HEALTH DEPT # 58		40	14	26%	54
APOLLOMDX LABS		32	22	41%	54
VALENCIA HOUSE ALF		52	2	4%	54
CLERMONT HEALTH AND REHAB		40	14	26%	54
ST. CLOUD MEDICAL GROUP		54			54
FUTURE PEDIATRICS		51	3	6%	54
CAMBRIDGE SECURITY SERVICES		51	3	6%	54
S-H THIRTY FIVE OPCO - ORANGE CITY, LLC		44	10	19%	54
QUOTIENT SCIENCES LABS LLC			53	100%	53
UNIVERSITY OF WEST FLORIDA, THE		52	1	2%	53
TRADITIONAL HOME HEALTH OF PALM BEACH INC		52	1	2%	53
CITYMD OF MANAHAWKIN		51	2	4%	53
SOMERSET			53	100%	53
MISSION OAKS ASSISTED LIVING		51	2	4%	53
Osprey Point Nursing Center		51	2	4%	53
ORTHOPAEDIC SURGERY CENTER		53			53
SOUTHSIDE HOSPITAL NORTHWELL HEALTH LABORATORY		46	7	13%	53
BARNES HEALTHCARE OF FLORIDA LLC		49	4	8%	53
LITTLE NECK URGENT CARE		51	2	4%	53
PENNSYLVANIA DEPARTMENT OF HEALTH BUREAU OF LABORATORIES			53	100%	53
LAKE CO EMPLOYEE HEALTH AND WELLNESS CENTER		47	6	11%	53
ORCHID COVE AT DAYTONA		45	7	13%	52
ADVENT HEALTH		49	3	6%	52
ALLIANCE COMMUNITY FOR RETIREMENT LIVING		52			52
INTERNAL MEDICINE SPECIALIST		46	6	12%	52
LONG ISLAND JEWISH MED CTR		48	4	8%	52
HOME CARE PHARMACY		52			52
LONG ISLAND UNIVERSITY - POST CAMPUS		50	2	4%	52
ROCHESTER GENERAL HOSPITAL LABORATORY		48	4	8%	52

COVID-19: testing by laboratory

Data through Apr 8, 2021 verified as of Apr 9, 2021 at 09:25 AM

Data in this report are provisional and subject to change.

The numbers in the table below represent the number of Florida and non-Florida residents for whom test results were received by the Department of Health. A person can be tested by more than one laboratory and can have both positive and negative results. **Therefore, the sum of the numbers in each column will be larger than the total number of people tested.**

Reporting lab	Inconclusive	Negative	Positive	Percent positive	Total
Jupiter Medical Center Pavilion		51	1	2%	52
PHILLIPPE RIDGE		40	12	23%	52
ADVENT HEALTH EXPRESS CARE		5	47	90%	52
SNH BRFL TENANT LLC	2	50			52
GULFVIEW MEDICAL INSTITUTE		51			51
LAKELAND REGIONAL HEALTH GATEWAY CENTER		28	23	45%	51
HOLY NAME HOSPITAL LABORATORY		49	2	4%	51
GUIDEWELL EMERGENCY MEDICINE DOCTORS LLC		23	28	55%	51
AVANTE ST CLOUD		48	3	6%	51
INN AT THE FOUNTAINS, THE		34	17	33%	51
SOUTHEAST ALABAMA MEDICAL CENTER			51	100%	51
ATLAN		43	8	16%	51
NEW YORK PRESBYTERIAN - QUEENS DIAGNOSTIC		47	4	8%	51
Bon Secours Maria Manor		46	5	10%	51
MIAMI CLINICAL RESEARCH CORP		12	39	76%	51
SOUTH CAROLINA DEPT OF HEALTH AND ENVIRONMENT CONTROL		11	40	78%	51
FELICIDAD MEDICAL CENTER		5	46	90%	51
LPG PEDIATRICS AT PAGE FIELD		50	1	2%	51
WALGREENS #10373		49	2	4%	51
PORT ST. LUCIE - ZAXBY'S		50			50
CAPE REGIONAL MEDICAL CENTER		47	3	6%	50
PRACTICE MANAGEMENT OF AMERICA, INC.		7	43	86%	50
AMELIA ASSISTED LIVING FACILITY		50			50
CARE ATC - ANDES			50	100%	50
QHC UPTATE MEDICAL PC		41	9	18%	50
BENTON HOUSE OF PORT ORANGE		44	6	12%	50
TGH URGENT CARE POWERED BY FAST TRACK			50	100%	50
HILA BECKERMAN MD LLC	1	45	4	8%	50
BETHUNE-COOKMAN UNIVERSITY		32	18	36%	50
LAKE SHERIFF		39	11	22%	50
RAINBOW PEDIATRICS PC LLC / BREAKFAST POINT		38	12	24%	50
POPLAR HEALTHCARE PLLC	1	11	38	76%	50
IMA MEDICAL CENTER		34	15	31%	49
SOFT CELL LABORATORIES		45	4	8%	49
ST ANTHONYS PRIMARY CARE LLC/JACKSON STREET			49	100%	49
SOLARIS SENIOR LIVING NORTH NAPLES		48	1	2%	49
USF		1	48	98%	49
MILLENNIA ADVANCED SCIENTIFIC LLC			49	100%	49
Citymd Of Toms River		42	7	14%	49
HEALTH FIRST - CAPE CANAVERAL HOSPITAL		1	48	98%	49
ADVENTIST HEALTH SYSTEM FLORIDA		34	15	31%	49
NORTHBROOK CENTER FOR□		47	2	4%	49
ALLEGRO		47	2	4%	49
DOH		23	26	53%	49
PREMIUM HEALTH SERVICES OF TAMPA BAY LLC		27	22	45%	49
1ST PRIORITY LAB SERVICES		41	8	16%	49

COVID-19: testing by laboratory

Data through Apr 8, 2021 verified as of Apr 9, 2021 at 09:25 AM

Data in this report are provisional and subject to change.

The numbers in the table below represent the number of Florida and non-Florida residents for whom test results were received by the Department of Health. A person can be tested by more than one laboratory and can have both positive and negative results. **Therefore, the sum of the numbers in each column will be larger than the total number of people tested.**

Reporting lab	Inconclusive	Negative	Positive	Percent positive	Total
OPTUMCARE SOUTH FLORIDA, LLC		42	7	14%	49
ADVANCE URGENT CARE CENTER, LLC		8	41	84%	49
FHMG_CTR FOR SENIOR HEALTH		43	5	10%	48
SMS DO PA		40	8	17%	48
MORTON PLANT			48	100%	48
S-H THIRTY FIVE OPCO - LUTZ, LLC		47	1	2%	48
COURTYARD GARDENS OF JUPITER		48			48
INTERCOASTAL MEDICAL GROUP		2	46	96%	48
NAPLES PEDIATRICS INC□		43	5	10%	48
THE TERRACE OF JACKSONVILLE		3	45	94%	48
PREMIER COMMUNITY HEALTHCARE GROUP INC		46	2	4%	48
PREMIER MEDICAL ASSOCIATES		46	2	4%	48
BAPTIST URGENT CARE		44	4	8%	48
MARIANNA HEALTH AND REHABILITATION CENTER		47	1	2%	48
GRAND OAKS OF PALM CITY LLC□	1	41	6	13%	48
BITTINGS APOTHECARY INC		42	6	13%	48
OCOE PEDIATRICS		41	7	15%	48
SEWANEE MOLECULAR DIAGNOSTICS LABORATO		48			48
COURTYARD GARDENS OF BOYNTON BEACH, LLC		45	3	6%	48
ORLANDO CLINICAL RESEARCH CENTER		45	3	6%	48
BAY CENTER HURRICANE SHELTER		48			48
CAREMED INTERNAL MEDICINE		30	18	38%	48
MADISON COUNTY MEMORIAL HOSPITAL LABORATORY		15	33	69%	48
MOBILE DOC FL, LLC		29	18	38%	47
WINTER GARDEN REHAB AND NURSING CENTER		43	4	9%	47
NIGHT LITE PEDIATRICS CENTER LLC		10	37	79%	47
ADVENTHEALTH MEDICAL GROUP FAMILY MEDICINE		42	5	11%	47
COMPLETE HOME CARE OF THE PALM BEACHES LLC		43	4	9%	47
NAVARRE GARDENS		41	6	13%	47
HERNANDO ENDOSCOPY AND SURGERY CENTER		36	11	23%	47
INTERLAB		1	46	98%	47
NORTH FLORIDA PHARMACY		41	6	13%	47
ISLAND URGENT CARE PLLC		44	3	6%	47
ADVENT HEALTH - LAKE WALES		35	12	26%	47
PINES NURSING HOME		44	2	4%	46
POINTE AT NEW PORT PLACE,THE		46			46
EAST MANATEE FAMILY	1	1	44	96%	46
EMED LABS, LLC	3	43			46
PANCARE HEALTH - BAY COUNTY - YOUNGSTOWN		41	5	11%	46
JFK MEDICAL CENTER NORTH LAB		1	45	98%	46
PATRICK MANOR INCORPORATED		46			46
PREMIER PLACE HEALTHCARE AT THE GLENVIEW		46			46
CITY OF OCALA EMPLOYEE HEALTH AND WELLNESS CENTER		39	7	15%	46
TRICORE REF LABS - UNIV OF NM		46			46
URGENT CARE USA LLC		2	44	96%	46
LIGHTHOUSE PEDIATRICS OF NAPLES		42	4	9%	46

COVID-19: testing by laboratory

Data through Apr 8, 2021 verified as of Apr 9, 2021 at 09:25 AM

Data in this report are provisional and subject to change.

The numbers in the table below represent the number of Florida and non-Florida residents for whom test results were received by the Department of Health. A person can be tested by more than one laboratory and can have both positive and negative results. **Therefore, the sum of the numbers in each column will be larger than the total number of people tested.**

Reporting lab	Inconclusive	Negative	Positive	Percent positive	Total
WG EVERGREEN WOODS SH LLC		46			46
Guardian Care Nursing and Rehabilitation Center		46			46
NORTH FLORIDA / SOUTH GEORGIA VETERANS HEALTH SYSTEM		1	45	98%	46
COLLIER BLVD HMA PHYSICIAN MANAGEMENT LLC		46			46
H LEE MOFFITT CANCER CENTER MICRO		46			46
HARTFORD HEALTH SERVICES LLC		46			46
ADVENT HEALTH - FOUR CORNERS ER		34	12	26%	46
CARE 4 U MANAGEMENT, INC			46	100%	46
KAPG ST AUGUSTINE SENIOR HOUSING OPCO LLC		37	9	20%	46
MINUTECLINIC, LLC		40	6	13%	46
FAMILY EXTENDED CARE OF WINTER HAVEN		44	2	4%	46
ADVENT HEALTH MEDICAL GROUP OB GYN AT		40	6	13%	46
GRAMERCY PARK URGENT CARE		44	2	4%	46
NEXT MOLECULAR ANALYTICS		14	31	69%	45
CLINICAL LABS OF HAWAII		45			45
SOUTHPORT SQUARE HARBOUR HEALTH		45			45
SAN CARLOS PHARMACY		39	6	13%	45
LARA HEALTH AND WELLNESS CENTER LLC		45			45
REDI-MED WALK-IN FAMILY CARE			45	100%	45
LPG PRIMARY CARE AT PINE ISLAND		37	8	18%	45
LUTHERAN HAVEN EXTENDED CONGREGATE CAR		45			45
ENCOMPASS HEALTH REHABILITATION HOSPITAL		45			45
LPG PULMONOLOGY-COCONUT POINT		38	7	16%	45
BRP SH OPCO LLC		45			45
CITY OF CAPE CORAL		35	10	22%	45
HIGHLANDS COUNTY FIRE RESCUE		45			45
ALLIANCE OF PHYSICIANS AGAINST COVID-19			45	100%	45
LINCOLN DIAGNOSTIC LAB		43	2	4%	45
BD MEDICAL SYSTEMS		43	2	4%	45
LEE MEMORIAL HEALTH SYSTEM D/B/A LEE COMMUNITY		41	4	9%	45
COLLIER URGENT CARE CENTERS		44	1	2%	45
NEOGENOMICS LABORATORIES INC		45			45
ST JOSEPHS HOSPITAL SOUTH HOSPITAL			45	100%	45
MINUTECLINIC DIAGNOSTIC OF NORTH CAROLINA		44	1	2%	45
STUART URGENT CARE			45	100%	45
VIP WALK IN CLINIC		23	22	49%	45
AVALON PARK RETIREMENT RESIDENCE		43	2	4%	45
ASHTON PLACE	3	37	4	9%	44
ROYAL PALM SENIOR RESIDENCE		44			44
WALGREENS 3145		41	3	7%	44
ST JUDE LABORATORIES		40	4	9%	44
TRIPLE O MEDICAL SERVICES INC		41	3	7%	44
PRINCETON VILLAGE		40	4	9%	44
CAMP BOGGY CREEK		44			44
FLORIDA HOSPITAL		28	16	36%	44
UNION MEDICAL CARE PLLC		43	1	2%	44

COVID-19: testing by laboratory

Data through Apr 8, 2021 verified as of Apr 9, 2021 at 09:25 AM

Data in this report are provisional and subject to change.

The numbers in the table below represent the number of Florida and non-Florida residents for whom test results were received by the Department of Health. A person can be tested by more than one laboratory and can have both positive and negative results. **Therefore, the sum of the numbers in each column will be larger than the total number of people tested.**

Reporting lab	Inconclusive	Negative	Positive	Percent positive	Total
PLAINVIEW URGENT CARE		41	3	7%	44
Gulf Shore Care Center		39	5	11%	44
TGH URGENT CARE - RIVERVIEW			44	100%	44
LYSTER ACH FT RUCKER AL		41	3	7%	44
THE MERIDIAN AT BOCA RATON	1	43			44
IMMEDIATE CARE PA		40	4	9%	44
RADIOLOGY ASSOCIATES OF VENICE AND ENGLEWOOD		42	2	5%	44
NEWPATH DIAGNOSTICS		36	8	18%	44
CDR MAGUIRE - MIAMI BEACH CC MISSION 17388		2	42	95%	44
TRINITY URGENT CARE		36	8	18%	44
PEDIATRICS OF CENTRAL FLORIDA – SAINT CLOUD	2	40	2	5%	44
BROOKDALE CANOPY OAKS		11	32	74%	43
EC OPCO TIMBERLIN PARC LLC		43			43
FIRST CHOICE URGENT CARE		12	31	72%	43
EAST CENTRAL FLORIDA OUTPATIENT IMAGING		31	12	28%	43
BRANCH MEDICAL CLINIC			43	100%	43
DUVAL PHARMACY		32	11	26%	43
PERSONAL PEDIATRICS PA		40	3	7%	43
Rehabilitation Center of the Palm Beaches		43			43
University Hills health and Rehabilitation		33	10	23%	43
WOLFF CTR FOR CHILD & ADOLESCENT HEALTH PLLC,THE		26	17	40%	43
MINUTECLINIC DIAGNOSTIC MEDICAL GROUP		40	3	7%	43
LAKE MARY KIDS CENTRA CARE		33	10	23%	43
LOURDES HOSPITAL INC		41	2	5%	43
PINELLAS INTERNAL MEDICINE ASSOCIATES	1	39	3	7%	43
CAREATC			43	100%	43
FLORIDA MEDICAL CLINIC - MULTI SPECIALTY CAMPUS		20	22	52%	42
ADULT MEDICINE OF LAKE COUNTY INC			42	100%	42
MINUTECLINIC DIAGNOSTIC OF LOUISIANA		39	3	7%	42
CLINICAL LABORATORY		42			42
BENTON HOUSE OF ST. JOHNS		40	2	5%	42
CVS MINUTE CLINIC DIAGNOSTIC OF NORTH CAROL		36	6	14%	42
GREENSBORO PATHOLOGY LLC		32	10	24%	42
PROFESSIONAL PEDIATRICS		40	2	5%	42
ATRIA WILLOW WOOD		40	2	5%	42
PACIFICA SENIOR LIVING OCALA		37	5	12%	42
MAIMONIDES-SHALOM ACADEMY, INC		41	1	2%	42
KIVA AT CANTERBURY		25	17	40%	42
LONGLEAF DIAGNOSTIC LABORATORIES		13	29	69%	42
JOHN D ARCHBOLD MEMORIAL HOSPITAL		41	1	2%	42
GRAND VILLA OF ALTAMONTE SPRINGS		35	7	17%	42
URGENT CARE & WELLNESS CENTER		10	32	76%	42
Atlantic Shore Nursing and Rehab		42			42
ENCOMPASS HEALTH REHABILITATION HOSPITAL OF SARASOTA		42			42
MAIN STREET MEDICAL CENTER OF CRESTVIEW PA		22	19	46%	41
CROSSROADS URGENT CARE		26	15	37%	41

COVID-19: testing by laboratory

Data through Apr 8, 2021 verified as of Apr 9, 2021 at 09:25 AM

Data in this report are provisional and subject to change.

The numbers in the table below represent the number of Florida and non-Florida residents for whom test results were received by the Department of Health. A person can be tested by more than one laboratory and can have both positive and negative results. **Therefore, the sum of the numbers in each column will be larger than the total number of people tested.**

Reporting lab	Inconclusive	Negative	Positive	Percent positive	Total
FLORIDA HOSPITAL NEW SMYRNA		4	37	90%	41
IMA MEDICAL GROUP POINCIANA		18	23	56%	41
UNIVERSITY OF ALABAMA		38	3	7%	41
SIDDH INC DBA SAN CARLOS PHARMACY		38	3	7%	41
THE PALMS PHARMACY, INC		38	3	7%	41
EASTERN SHORE URGENT CARE		30	11	27%	41
MID-FLORIDA PATHOLOGY, LLC		33	8	20%	41
BRONX LEBANON HOSPITAL-MEDICAL CENTER		37	4	10%	41
PEDIATRICS OF CENTRAL FLORIDA KISSI		33	8	20%	41
A & R RESEARCH GROUP		35	6	15%	41
D W MCMILLAN MEMORIAL HOSPITAL		30	11	27%	41
ROADS PEDIATRICS,LLC		39	2	5%	41
STAT ONE URGENT CARE CENTER		2	39	95%	41
WHITE-WILSON MEDICAL CENTER		30	11	27%	41
NORTH CAROLINA DEPARTMENT OF HEALTH & HUMAN SERVICES	1		40	98%	41
THE MEDICAL GROUP OF SOUTH FLORIDA INC		36	5	12%	41
NORTHWELL HEALTH PLAINVIEW HOSPITAL LABORATORY		32	9	22%	41
CITRUS COUNTY HEALTH DEPARTMENT		35	6	15%	41
THE LODGE AND REHABILITATION CENTER		24	16	40%	40
CLINICAL PATHOLOGY LABORATORIES, INC		40			40
GOLFCREST HEALTHCARE CENTER		40			40
PRIDE DIAGNOSTICS		24	16	40%	40
TANVIR H SHAGAR NP		34	6	15%	40
GRAND VILLA OF DEL RAY WEST		37	3	8%	40
STETSON UNIVERSITY STUDENT HEALTH CENTER		3	37	93%	40
SOMA MEDICAL CENTER PA #3		5	35	88%	40
M&V SAN JOSE MEDICAL CENTER			40	100%	40
THORNBURG PEDIATRICS		38	2	5%	40
MAKO MEDICAL		21	19	48%	40
ST JOSEPHS CHILDRENS OUTREACH			40	100%	40
SUNSHINE ASSISTED LIVING		40			40
ADVENT HEALTH CENTRA CARE - LAKELAND		30	10	25%	40
RESIDENTIAL PLAZA AT BLUE LAGOON INC		36	4	10%	40
CAPITAL REGIONAL MEDICAL CENTER		2	38	95%	40
BULLS HEAD URGENT CARE		37	2	5%	39
University Hospital		34	5	13%	39
MEDEX MEDICAL EXPRESS OF PALATKA LLC			39	100%	39
GUYAN VALLEY WELLNESS CENTER		32	7	18%	39
CLINICAL RESEARCH SEQUENCING PLATFORM		8	31	79%	39
LAKE INTERNAL MEDICINE ASSOCIATES PA		32	7	18%	39
BAYSHORE PATHOLOGY CONSULTANTS PA		37	2	5%	39
ORLANDO HEALTH PRIMARY CARE PEDIATRICS		38	1	3%	39
JUNIPER VILLAGE AT CAPE CORAL		34	5	13%	39
BIOFIRE		7	32	82%	39
BAY COUNTY JAIL ANNEX		34	5	13%	39
BROOKDALE BRANDON	1	38			39

COVID-19: testing by laboratory

Data through Apr 8, 2021 verified as of Apr 9, 2021 at 09:25 AM

Data in this report are provisional and subject to change.

The numbers in the table below represent the number of Florida and non-Florida residents for whom test results were received by the Department of Health. A person can be tested by more than one laboratory and can have both positive and negative results. **Therefore, the sum of the numbers in each column will be larger than the total number of people tested.**

Reporting lab	Inconclusive	Negative	Positive	Percent positive	Total
LAKE COUNTY SCHOOLS EMPLOYEE HEALTH CENTER		28	11	28%	39
CONCENTRA - FT LAUDERDALE - COMMERCIAL BLVD		39			39
WG BAYPOINT VILLAGE SH LLC		38	1	3%	39
ALWAYS BEST CARE SENIOR SERVICES		35	4	10%	39
ARCPPOINT LABS OF WEST PALM BEACH		4	35	90%	39
CORRECTIONAL MEDICAL GROUP		27	12	31%	39
GENEXPERT			39	100%	39
CEDAR CREEK AT KINGS BAY INC		39			39
BOND CLINIC, PA		9	30	77%	39
FAMILY AND INTERNAL MEDICINE AT AVALON PARK		34	4	11%	38
ATRIA SAN PABLO		36	2	5%	38
AUTUMN OF SARASOTA		12	26	68%	38
ANDALUSIA HEALTH		21	17	45%	38
LMH SKILLED NURSING UNIT		38			38
TAYLORVILLE FAMILY MEDICINE		31	7	18%	38
VETERANS AFFAIRS MEDICAL CENTER - NEW YORK HARBOR		36	2	5%	38
ORLANDO ORTHOPAEDIC OUTPATIENT SURGERY CENTER		32	6	16%	38
FLORIDA DEPARMENT OF HEALTH CLAY COUNTY		25	13	34%	38
HOMEWOOD RESIDENCE AT FREEDOM PLAZA		37	1	3%	38
PALM POINT BEHAVIORAL HEALTH		38			38
STEWART MEDICAL GROUP, INC		21	17	45%	38
CCRC @ SUNFLOWER LLC		35	3	8%	38
NIGHT LITE PEDIATRIC CENTER		10	28	74%	38
MULBERRY'S MOBILE PROVIDER SERVICES LLC		23	15	39%	38
MOLECULAR DIAGNOSTICS		5	33	87%	38
ISLAMORADA VILLAGE OF ISLANDS FIRE RESCUE		36	2	5%	38
Life Care Center of Citrus County		37	1	3%	38
INNOVATION CLINICAL TRIALS, INC			37	100%	37
CENTRAL FLORIDA HEALTH CARE INC WAUCHULA SITE 2		29	8	22%	37
DCH REGIONAL MEDICAL CENTER LABORATORY		36	1	3%	37
HOLLISMED LLC		35	2	5%	37
THE COLLIER AT NAPLES		36	1	3%	37
ALAN A SMITH MD LLC		34	3	8%	37
Grand Villa of Clearwater		35	2	5%	37
CAREHERE LAKE SCHOOLS EMPLOYEE HEALTH CENTER		26	11	30%	37
PATHOGENIUS LABORATORIES		30	7	19%	37
WINDSOR WOODS REHAB & HEALTHCARE CTR		35	2	5%	37
BELVEDERE COMMONS OF SUN CITY CENTER		37			37
DAVENPORT PEDIATRICS CLERMONT PA		32	5	14%	37
HOLZER HEALTH CENTER		5	32	86%	37
ONE MILO		37			37
WALK IN MEDICAL URGENT CARE		37			37
CONNECTICUT DEPARTMENT OF HEALTH		22	15	41%	37
ST AUGUSTINE PEDIATRIC ASSOC		33	4	11%	37
MINUTECLINIC DIAGNOSTIC OF RHODE ISLAND, LLC #1544		36	1	3%	37
ACCURATE DIAGNOSTIC LAB		35	2	5%	37

COVID-19: testing by laboratory

Data through Apr 8, 2021 verified as of Apr 9, 2021 at 09:25 AM

Data in this report are provisional and subject to change.

The numbers in the table below represent the number of Florida and non-Florida residents for whom test results were received by the Department of Health. A person can be tested by more than one laboratory and can have both positive and negative results. **Therefore, the sum of the numbers in each column will be larger than the total number of people tested.**

Reporting lab	Inconclusive	Negative	Positive	Percent positive	Total
BASSETTI MEDICAL RESEARCH INC		29	8	22%	37
HR SARASOTA OPERATOR LLC		25	12	32%	37
RIVERHEAD URGENT CARE		36	1	3%	37
FAMILY EXTENDED CARE OF SEBRING INC		35	2	5%	37
PONCE THERAPY CARE CENTER		34	3	8%	37
PHYSICIAN ASSOCIATES LLC		26	10	28%	36
PATHGROUP		9	27	75%	36
Kensington Gardens		36			36
MINUTE CLINIC DIAGNOSTIC OF VIRGINIA, LLC		36			36
CARE HERE		12	24	67%	36
UNIVERSITY MEDICAL CTR OF PRINCETON AT		34	2	6%	36
LEE MEMORIAL HEALTH SYSTEM		32	4	11%	36
WELLMED AT NEW TAMPA		25	11	31%	36
UNIVERSITY BEHAVIORAL CENTER		36			36
MEDCOMP SCIENCES			36	100%	36
GRAND VILLA OF ST. PETERSBURG		34	2	6%	36
EP MEDICAL EQUIPMENT PHARMACY		32	4	11%	36
GRAND VILLA OF NEW PORT RICHEY		29	7	19%	36
CLEARWATER PAIN MANAGEMENT ASSOCIATES		34	2	6%	36
WASHINGTON COUNTY HEALTH DEPARTMENT		24	12	33%	36
BAY STREET PHARMACY		34	2	6%	36
UNION MEDICAL CARE		36			36
ADVENTHEALTH MEDICAL GROUP FAMILY & INTERNAL		14	22	61%	36
BVL/LITTLE ANGEL PEDIATRICS		36			36
MAINSTREET FAMILY URGENT CARE		1	35	97%	36
HARMONY HEALTH OPCO, LLC		15	21	58%	36
AHMG SURGICAL SPECIALIST		36			36
ROCKLAND URGENT CARE FAMILY HEALTH NP		35	1	3%	36
PECONIC BAY MEDICAL CENTER LABORATORY		27	9	25%	36
LPG CONVENIENT CARE AT METRO		33	3	8%	36
SOUTHCOR LABORATORY		4	31	89%	35
VIKOR SCIENTIFIC		5	30	86%	35
NEUROINTERNATIONAL SARASOTA		32	3	9%	35
WUESTHOFF MEMORIAL HOSPITAL			35	100%	35
REDI-MED WALK IN FAMILY CLINIC			35	100%	35
P23 LABS		35			35
ALABAMA CLINICS		19	16	46%	35
FLAGLER HOSPITAL INC	2		33	94%	35
NCHD		21	14	40%	35
IRL		4	31	89%	35
POARCH BANC CREEK INDIANS TRIBAL HEALTH DEPARTMENT			35	100%	35
FHMG-FLORIDA HOSPITAL MEDICAL GROUP		25	10	29%	35
ISLAND LAKE CENTER		14	21	60%	35
PARKSIDE HEALTH AND REHABILITATION CENTER			35	100%	35
FLORIDA PRESBYTERIAN HOMES INC		33	2	6%	35
BOCA TOXICOLOGY LLC		33	2	6%	35

COVID-19: testing by laboratory

Data through Apr 8, 2021 verified as of Apr 9, 2021 at 09:25 AM

Data in this report are provisional and subject to change.

The numbers in the table below represent the number of Florida and non-Florida residents for whom test results were received by the Department of Health. A person can be tested by more than one laboratory and can have both positive and negative results. **Therefore, the sum of the numbers in each column will be larger than the total number of people tested.**

Reporting lab	Inconclusive	Negative	Positive	Percent positive	Total
WALGREENS COVID-19		27	8	23%	35
BENTON HOUSE OF CLERMONT		35			35
SOUTHEASTERN OUTPATIENT SURGERY CENTER		32	3	9%	35
FLORIDA PEDIATRIC GROUP PA		28	7	20%	35
MINUTECLINIC DIAGNOSTIC OF MICHIGAN		32	3	9%	35
ST. MARYS MEDICAL CENTER		1	34	97%	35
CITRUS CARE CLINIC			35	100%	35
GRAND VILLA OF ORMOND BEACH		31	4	11%	35
ADVENT HEALTH - FISH MEMORIAL		2	33	94%	35
HARBORCHASE OF WELLINGTON CROSSING		33	2	6%	35
COLLIER HMA PHYSICIAN MANAGEMENT LLC		27	8	23%	35
ST LUCIE COUNTY JAIL		26	9	26%	35
PARAMOUNT WALK-IN CLINIC		1	33	97%	34
JACKSON HEALTH SYSTEM		2	32	94%	34
COMMUNITY MEDICAL CARE CENTER INC			34	100%	34
LONG TERM CARE OF GULF BREEZE LLC		30	4	12%	34
ARTHREX MEDICAL CENTER EAST		25	9	26%	34
CRESTVIEW IMMEDIATE CARE LL		10	24	71%	34
THE SPRINGS OF PARC HILL		33	1	3%	34
MIDDLETOWN MEDICAL P C		24	10	29%	34
CAREATC INC BRANDON	4	27	3	9%	34
TRADITIONAL HOME CARE INC		33	1	3%	34
AYERS NURSING AND REHABILITATION CENTER		34			34
METRO KNOXVILLE HMA		25	9	26%	34
A AND R RESEARCH GROUP LLC		30	4	12%	34
SOUTHWEST LABS		34			34
GROWING TOGETHER PEDIATRICS, LLC		30	4	12%	34
PORT SAINT JOHN FAMILY PRACTICE		21	13	38%	34
JAMAICA HOSPITAL MEDICAL CENTER		30	4	12%	34
MINUTECLINIC, LLC, DBA MINUTECLINIC #5		30	4	12%	34
Heritage Park Care and Rehabilitation		34			34
JUPITER MEDICAL CENTER PHYSICIANS GROUP, INC		30	4	12%	34
MEDEXPRESS URGENT CARE WEST TAMPA			34	100%	34
GULFSIDE HOSPICE INC		31	3	9%	34
FORT CAROLINE GARDENS, INC		32	2	6%	34
RASHDA ALBIBI M.D. P.A.		31	3	9%	34
MINUTE CLINIC LLC #2216		32	2	6%	34
ASSISTED LIVING OF BROWARD		34			34
TUSCAN GARDENS OF DELRAY BEACH MANAGEMENT COMPANY,		34			34
FLORIDA DEPARTMENT OF HEALTH IN MONROE COUNTY		27	6	18%	33
LONG BEACH URGENT CARE		33			33
VETERAN AFFAIRS MEDICAL CENTER - JAMES J PETERS		30	3	9%	33
EVERLYWELL		19	14	42%	33
AHSE ROP		32	1	3%	33
CORAL HOUSE ASSISTED LIVING COMMUNITY LLC		33			33
WALGREEN		23	10	30%	33

COVID-19: testing by laboratory

Data through Apr 8, 2021 verified as of Apr 9, 2021 at 09:25 AM

Data in this report are provisional and subject to change.

The numbers in the table below represent the number of Florida and non-Florida residents for whom test results were received by the Department of Health. A person can be tested by more than one laboratory and can have both positive and negative results. **Therefore, the sum of the numbers in each column will be larger than the total number of people tested.**

Reporting lab	Inconclusive	Negative	Positive	Percent positive	Total
Consulate Health Care of Orange Park		27	6	18%	33
WESTWOOD NURSING AND REHABILITATION		28	5	15%	33
SANFORD MOBILE LAB PGA TOUR		32	1	3%	33
GREENRIDGE GROUP HOME	3	11	19	58%	33
VETERANS HOME		1	32	97%	33
PHOSPHORUS DIAGNOSTICS		27	6	18%	33
AMMON ANALYTICAL LABORATORIES		29	4	12%	33
CARILLON SPORTS AND FAMILY MEDICINE		25	8	24%	33
SUNSHINE PEDIATRICS OF CENTRAL FLORIDA PL		30	3	9%	33
NIGHT LITE PEDIATRICS URGENT CARE CENTER			33	100%	33
ENCOMPASS HEALTH REHABILITATION HOSPITAL OF PANAMA CITY		28	5	15%	33
AMBRY GENETICS CORPORATION	23	10			33
VILLA COURT LLC		33			33
MINUTE CLINIC, LLC DBA MINUTECLINIC #4505		30	3	9%	33
BOND CLINIC		3	30	91%	33
PM PEDIATRICS		31	2	6%	33
IPSUM DIAGNOSTICS		3	29	91%	32
PULSE & REMEDY LLC		17	15	47%	32
ADVANCED URGENT CARE		12	20	63%	32
STATEN ISLAND UNIVERSITY HOSPITAL-POUCH		31	1	3%	32
Heartland Health Care Center North Sarasota		18	14	44%	32
WARDE MEDICAL LABORATORY		24	8	25%	32
WELLSTAR KENNESTONE HOSPITAL		29	3	9%	32
MADISON POINTE CARE CENTER		32			32
EMORY CLINIC, THE		31	1	3%	32
PASSPORT HEALTH ORLANDO		32			32
OPIS COQUINA CENTER		32			32
FLORIDA HOSPITAL PHYSICIAN GROUP		19	13	41%	32
WOMENS CARE FLORIDA LABORATORY		25	7	22%	32
WESTMINSTER ST AUGUSTINE		32			32
COLORADO DEPARTMENT OF HEALTH LABORATORY SERVICES DIVISION			32	100%	32
MICHAEL J D'AMBROSE MD PA		29	2	6%	31
MINUTE CLINIC DIAGNOSTIC OF SC, LLC #75		29	2	6%	31
PREMIER URGENT CARE CENTER LLC			31	100%	31
DISCOVERY COMMONS AT BRADENTON		31			31
UR CARE FAMILY AND SPORTS MEDICINE			31	100%	31
ENT AND ALLERGY ASSOCIATES OF FLORIDA LLC		30	1	3%	31
LabCorp L#09258130 M#09258125		12	19	61%	31
GRAND VILLA OF ENGLEWOOD		26	5	16%	31
COLLIER ANESTHESIA PAIN LLC		31			31
BAYCARE HEALTH SYSTEMS, LLC			31	100%	31
NAPHCARE, INC.		21	10	32%	31
ACCESS 365 URGENT CARE		10	21	68%	31
ADVENTHEALTH MEDICAL GROUP FAMILY MEDICINE AT RDV		31			31
REGENCY PARK ASSISTED LIVING FACILITY		29	2	6%	31
OAKMONTE VILLAGE		30	1	3%	31

COVID-19: testing by laboratory

Data through Apr 8, 2021 verified as of Apr 9, 2021 at 09:25 AM

Data in this report are provisional and subject to change.

The numbers in the table below represent the number of Florida and non-Florida residents for whom test results were received by the Department of Health. A person can be tested by more than one laboratory and can have both positive and negative results. **Therefore, the sum of the numbers in each column will be larger than the total number of people tested.**

Reporting lab	Inconclusive	Negative	Positive	Percent positive	Total
HEALTH FIRST - VIERA HOSPITAL		1	30	97%	31
LABORATORY ALLIANCE OF CENTRAL NEW YORK		29	2	6%	31
PINELLAS PARK FIRE DEPARTMENT		31			31
EASYCARE WALK-IN CLINIC	1	11	19	61%	31
FAST PACE MEDICAL CLINIC		27	4	13%	31
AMERICAN ESOTERIC LABORATORIES		15	16	52%	31
UNIPATH		24	7	23%	31
FLORIDA ENDOSCOPY & SURGERY CTR LLC		31			31
PERDIDO URGENT CARE		1	29	97%	30
Wiregrass Rehabilitation Center and Nursing Home		28	2	7%	30
ADVENT HEALTH PRIMARY CARE PLUS, WINTER GARDEN		26	4	13%	30
LAKE MARY - STIRLING CENTER SUITE 202			30	100%	30
CHIPOLA MEDICAL ASSOCIATES		10	20	67%	30
MARYLAND DEPARTMENT OF HEALTH			30	100%	30
NORTH PINELLAS CHILDRENS MEDICAL CENTER			30	100%	30
BOCA BIOLISTIC REFERENCE LAB			30	100%	30
CENTER ONE SURGERY CENTER		24	6	20%	30
HUNTINGTON STATION URGENT CARE		29	1	3%	30
OAK HARBOR ASSISTED LIVING FACILITY		27	3	10%	30
CLINCLOUD, LLC			30	100%	30
HERITAGE WATERSIDE		27	3	10%	30
FORT VALLEY STATE UNIVERSITY		29	1	3%	30
MINUTE CLINIC DIAGNOSTIC OF VIRGINIA		23	7	23%	30
STUART REHABILITATION AND HEALTHCARE		14	16	53%	30
WILLAMETTE VALLEY TOXICOLOGY LLC		28	2	7%	30
FAMILY CARE PARTNERS URGENT CARE LLC		24	6	20%	30
CIGNA PBSO WEST PALM			30	100%	30
SANITAS		4	26	87%	30
COUNTY OF LOS ANGELES			30	100%	30
CARDIOLOGY AND MEDICINE ASSOCIATES INC		29	1	3%	30
AMEERAH LABS			30	100%	30
ELLKAY HEALTHCARE DATA PLUMBERS	23	3	4	13%	30
REOPEN DIAGNOSTICS			30	100%	30
STATCARE URGENT & WALK IN MEDICAL CARE		27	3	10%	30
DHMD		30			30
WEINBERG VILLAGE		29	1	3%	30
Okeechobee Health Care Facility		16	14	47%	30
FLORIDA MEDICAL CLINIC IM MLK		20	10	33%	30
ENCOMPASS HEALTH REHABILITATION OF ALTAMONTE		25	5	17%	30
CLEARWATER EMPLOYEE HEALTH CLINIC		14	16	53%	30
COLORADO DEPARTMENT OF PUBLIC HEALTH AND ENVIRONMENT			30	100%	30
THE TERRACE AT IVY ACRES ALF		11	19	63%	30
NURSES HELPING HANDS INC ALF		30			30
LEE PHYSICIAN GROUP COLLEGE POINT		30			30
MARTHA'S HOUSE & ASSISTED LIVING FACILITY		30			30
P4CLINICAL	3	2	24	83%	29

COVID-19: testing by laboratory

Data through Apr 8, 2021 verified as of Apr 9, 2021 at 09:25 AM

Data in this report are provisional and subject to change.

The numbers in the table below represent the number of Florida and non-Florida residents for whom test results were received by the Department of Health. A person can be tested by more than one laboratory and can have both positive and negative results. **Therefore, the sum of the numbers in each column will be larger than the total number of people tested.**

Reporting lab	Inconclusive	Negative	Positive	Percent positive	Total
ST PETER'S BENDER LABORATORY		28	1	3%	29
SMH PHYSICIAN SERVICES INC		28	1	3%	29
PRODUCTION HEALTH SAFETY MANAGEMENT		28	1	3%	29
PANCARE HEALTH - BONIFAY K-8			29	100%	29
UNIV OF ROCHESTER-STRONG MEMORIAL HOSP		28	1	3%	29
CDC		17	12	41%	29
PALM GARDEN OF JACKSONVILLE		27	2	7%	29
MIGUEL E TREVINO MD PA		25	4	14%	29
STEINHATCHEE DRUGS		23	6	21%	29
BLUE SPRINGS SURGERY CENTER		29			29
GRAND VILLA OF PINELLAS PARK		27	2	7%	29
CHILDREN'S MEDICAL CENTER			29	100%	29
CERON PEDIATRICS & INTEGRATIVE MEDICIN		29			29
PALMS, THE		29			29
RENAISSANCE SENIOR LIVING	1	28			29
SYNIVERSE WELLNESS CENTER		25	4	14%	29
PRO HEALTH HARMONY		29			29
DUVAL COUNTY HEALTH DEPARTMENT		29			29
UNIVERSITY OF ILLINOIS VETERINARY DIAG	1	27	1	3%	29
SUNTREE INTERNAL MEDICINE		29			29
UCLA HEALTHCARE CLINICAL LABS		23	6	21%	29
CAPE CORAL HOSPITAL ABG LABORATORY		16	13	45%	29
ROBERT H JENKINS JR VETERANS' DOMICILIARY HOME OF		26	3	10%	29
Grand Villa of Deerfield Beach		27	2	7%	29
RESIDENCE AT BAY VUE		27	2	7%	29
NEMOURS CHILDRENS CLINIC		22	7	24%	29
SOUTH FLORIDA BAPTIST HOSPITAL			29	100%	29
WEISS PEDIATRIC CARE LLC		16	13	45%	29
COMPREHENSIVE CHILDCARE		23	6	21%	29
INTERIM HEALTHCARE OF NORTHWEST FLORIDA INC		27	2	7%	29
STEWART MELBOURNE HOSPITAL			29	100%	29
COOPER HEALTHCARE		26	3	10%	29
DAVID LAWRENCE CENTER		25	4	14%	29
BAPTIST PRIMARY BLACK CREEK SOUTH			29	100%	29
HOLIDAY MEDICAL ASSOCIATES		4	25	86%	29
SUNSHINE PEDIATRICS		29			29
ASTORIA HEALTH AND REHABILITATION CENTER		27	1	4%	28
EXPRESS CARE OF TAMPA BAY LLC		2	26	93%	28
MIDNIGHT MEDICINE			28	100%	28
MAYO CLINIC JACKSONVILLE		3	25	89%	28
MARION PEDIATRICS PA		21	7	25%	28
ORANGE PEDIATRICS			28	100%	28
LABORATORY MEDICINE CONSULTANTS-LMC PA		26	2	7%	28
UNION CHD		25	3	11%	28
BOCA SIMON LAB		1	27	96%	28
ORLANDO FAMILY MEDICINE		13	15	54%	28

COVID-19: testing by laboratory

Data through Apr 8, 2021 verified as of Apr 9, 2021 at 09:25 AM

Data in this report are provisional and subject to change.

The numbers in the table below represent the number of Florida and non-Florida residents for whom test results were received by the Department of Health. A person can be tested by more than one laboratory and can have both positive and negative results. **Therefore, the sum of the numbers in each column will be larger than the total number of people tested.**

Reporting lab	Inconclusive	Negative	Positive	Percent positive	Total
MINUTE CLINIC DIAGNOSTIC OF NEW JERSEY		27	1	4%	28
OCCUPATIONAL HEALTH CENTERS OF THE SOUTHWEST PA		23	5	18%	28
LAKE PLACID HEALTH AND REHABILITATION		1	27	96%	28
DOCTOR TODAY TLC LLC			28	100%	28
NATIONAL MENTOR HEALTHCARE LLC			28	100%	28
KEY PRIMARY CARE			28	100%	28
GRAND LIVING AT LAKEWOOD RANCH		27	1	4%	28
ECC PEDIATRICS		28			28
BROOKWOOD BAPTIST MEDICAL CENTER		27	1	4%	28
WIREGRASS CLINIC LLC		23	5	18%	28
EMORY UNIVERSITY HOSPITAL		24	4	14%	28
MINUTECLINIC DIAGNOSTIC OF RHODE ISLAND, LLC #212		28			28
FAMILY CARE PARTNERS		18	10	36%	28
WEST BROWARD CARE CENTER		24	4	14%	28
TOTTENVILLE CIRCLE URGENT CARE		28			28
BROOKDALE PHILLIPPI CREEK			28	100%	28
ACTIVE SENIOR LIVING		26	2	7%	28
EDEN AT CRESTVIEW		12	16	57%	28
JOSEF SCHENKER MD PC DBA CENTERS URGENT		26	2	7%	28
MINUTECLINIC, LLC #08366		23	5	18%	28
Casa Mora Rehabilitation & Extended Care		28			28
URGENT CARE CENTER			28	100%	28
GADSDEN COUNTY HEALTH DEPARTMENT		22	6	21%	28
LAKELAND NURSING AND REHABILITATION CENTER			28	100%	28
MEDEMERGE		26	2	7%	28
PORT ST LUCIE HOSPITAL		25	3	11%	28
Cleveland Clinic Laboratories		4	24	86%	28
BROOKDALE SOUTHPOINT			27	100%	27
THE COMMONWEALTH OF MASSACHUSETTS		1	26	96%	27
NORTHWESTERN UNIVERSITY CORP		26	1	4%	27
KIVA AT CANTERBURY, LLC		27			27
BROWARD HEALTH IMPERIAL POINT NURSING			27	100%	27
MINUTECLINIC, LLC #4230		23	4	15%	27
PARK WEST MEDICAL CENTER		26	1	4%	27
Summit Medical Group Westfield Lab		24	3	11%	27
MED LABS DIAGNOSTICS		10	17	63%	27
EMORY BENNETT VETERANS NURSING HOME	1	26			27
EXPRESS CARE OF BELLEVIEW		27			27
ATRIA LADY LAKE		27			27
CARLOS F FUSTER MD PA		25	2	7%	27
VASSAR BROTHERS MEDICAL CENTER LABORATORY		25	2	7%	27
JOSEF SCHENKER MD PC		27			27
CHILDRENS MEDICAL CENTER			27	100%	27
SUNCOAST LABS			27	100%	27
GASTROENTEROLOGY ASSOCIATES OF PENSACOLA PA		23	4	15%	27
LOOP PEDIATRICS		22	5	19%	27

COVID-19: testing by laboratory

Data through Apr 8, 2021 verified as of Apr 9, 2021 at 09:25 AM

Data in this report are provisional and subject to change.

The numbers in the table below represent the number of Florida and non-Florida residents for whom test results were received by the Department of Health. A person can be tested by more than one laboratory and can have both positive and negative results. **Therefore, the sum of the numbers in each column will be larger than the total number of people tested.**

Reporting lab	Inconclusive	Negative	Positive	Percent positive	Total
RAINBOW PEDIATRICS		1	26	96%	27
PINELLAS 1 HOME HEALTH CARE CORP		27			27
LEXINGTON PLACE SENIOR LIVING COMMUNITY		27			27
JOSEPH SCHENKER MD PC DBA CENTERS URGENT		24	3	11%	27
BUREAU OF PUBLIC HEALTH	1	6	20	74%	27
FIRST CHOICE PEDIATRICS LOOP		25	2	7%	27
BROOKDALE UNIVERSITY HOSPITAL		25	2	7%	27
EPIC REFERENCE LABS INC			27	100%	27
HEALTHPARK MEDICAL CENTER ABG LAB		26	1	4%	27
SPANISH RIVER HIGH SCHOOL ESE		23	4	15%	27
ADVENT HEALTH MEDICAL GROUP- FAMILY MEDICINE AT DR. PHILIPS		22	5	19%	27
PBSO WEST PALM FAMILY PRACTICE		1	26	96%	27
VICK STREET MANOR		27			27
KINDRED HOSPITAL OCALA		24	3	11%	27
MONTEFIORE NEW ROCHELLE HOSPITAL		24	3	11%	27
LEE PHYSICIAN GROUP		24	3	11%	27
GOOD SAMARITAN HOSPITAL LABORATORY		24	3	11%	27
TAMPA URGENT CARE			26	100%	26
SUMMERGATE PHARMACY		24	2	8%	26
TREEHOUSE PEDIATRICS & FAMILY CARE		26			26
GERALD J KIVETT MD		23	3	12%	26
SUMMIT MEDICAL GROUP - 75 E NORTHFIELD		22	4	15%	26
CANCER RESEARCH LAB, BOB JONES UNIVERSITY		24	2	8%	26
ABL MEDICAL CARE LLC			26	100%	26
NORTHSIDE HOSPITAL EMERGENCY DEPT		22	4	15%	26
LOT HEALTH SERVICES	1	25			26
OAKTREE HEALTHCARE			26	100%	26
ALPHA PHARMACY		23	3	12%	26
PALM BEACH COUNTY FIRE RESCUE		24	2	8%	26
HUNT CLUB PEDIATRIC ASSOCIATES LLC		21	5	19%	26
Grand Villa of Dunedin		20	6	23%	26
LAKES DIALYSIS CENTER INC			26	100%	26
ENGLEWOOD HOSPITAL AND MEDICAL CENTER		21	5	19%	26
MINUTECLINIC DIAGNOSTIC OF TN, PC 374		22	4	15%	26
SHORE MEMORIAL HOSPITAL		23	3	12%	26
ACCESS HEALTH CARE PHYSICIANS LLC		10	16	62%	26
ORLANDO ORTHOPAEDIC CENTER		24	2	8%	26
ADVENT HEALTH PARTIN SETTLEMENT HEALTH PARK		18	8	31%	26
CANTON-POTSDAM HOSPITAL LABORATORY		25	1	4%	26
Clearwater Center		12	14	54%	26
EXPRESS FAMILY CARE LLC		11	15	58%	26
MAGNOLIA PEDIATRICS		4	22	85%	26
RJ LEE GROUP	1	23	2	8%	26
VIRTUA		22	4	15%	26
CARENOW - DOWNTOWN NORTH GULCH		24	2	8%	26
CARE CENTERS OF NASSAU LLC MINER ROAD NORTH		26			26

COVID-19: testing by laboratory

Data through Apr 8, 2021 verified as of Apr 9, 2021 at 09:25 AM

Data in this report are provisional and subject to change.

The numbers in the table below represent the number of Florida and non-Florida residents for whom test results were received by the Department of Health. A person can be tested by more than one laboratory and can have both positive and negative results. **Therefore, the sum of the numbers in each column will be larger than the total number of people tested.**

Reporting lab	Inconclusive	Negative	Positive	Percent positive	Total
PULMONARY SPECIALISTS OF THE PALM BEACHES		16	10	38%	26
TIFFANY LAKE CARE CENTERS INC		26			26
URGENT FAMILY CARE INC		23	3	12%	26
MONCRIEF ARMY HEALTH CLINIC			26	100%	26
ARCPPOINT LABS OF FORT LAUDERDALE		25	1	4%	26
THE MINIER URGENT CARE		20	6	23%	26
WAKULLA COUNTY HEALTH DEPARTMENT		12	14	54%	26
EAST HILL MEDICAL GROUP		17	9	35%	26
DARDEN WELLNESS CENTER		23	3	12%	26
ROSLYN URGENT CARE		26			26
MINIMALLY INVASIVE VASCULAR INC		24	2	8%	26
MD BEAUTY LABS, PA		24	2	8%	26
MINUTECLINIC DIAGNOSTIC OF TEXAS		22	4	15%	26
FEDERAL PRISON CAMP PENSACOLA			25	100%	25
SOUTH FLORIDA DIALYSIS CENTER		8	17	68%	25
ASURANCE SCIENTIFIC LABORATORIES		24	1	4%	25
ST VINCENTS AMBULATORY CARE INC DBA		22	3	12%	25
SUNQUEST		3	22	88%	25
BAYSIDE LABORATORIES INC		25			25
PALMETTO PEDIATRICS			25	100%	25
PHYSICIANS STAT		3	22	88%	25
THE WATERMARK AT VISTAWILLA		25			25
KINGS BAY PEDIATRICS LLC		21	4	16%	25
STATCARE URGENT AND WALK-IN MEDICAL CA		22	3	12%	25
TOTAL ACCESS URGENT CARE		1	24	96%	25
COASTAL COMPLETE CARE		11	14	56%	25
BIG BEND HOSPICE INC		25			25
RAYMOND BASRI MD		23	2	8%	25
COMMUNITY HEALTH OF SOUTH FLORIDA			25	100%	25
MINUTECLINIC DIAGNOSTIC OF PENNSYLVANI		24	1	4%	25
A LILIKO'I PHARMACY LLC		22	3	12%	25
TALLAHASSEE DEVELOPMENTAL CENTER□		24	1	4%	25
GRAND VILLA OF LARGO		23	2	8%	25
FLORIDA MEDICAL CL ODOM TPA		14	11	44%	25
WELLMED AT PLANT CITY		11	14	56%	25
ADVENT HEALTH - LAKE MARY PEDIATRICS		16	9	36%	25
ST. CLOUD HOSPITAL		20	5	20%	25
SANFORD PEDIATRIC ASSOCIATES, PA		23	2	8%	25
SACRED HEART MEDICAL GROUP URGENT CARE		20	5	20%	25
AU MEDICAL CENTER, INC	1	21	3	12%	25
CENTRAL FLORIDA PEDIATRIC URGENT CARE LLC		21	4	16%	25
WESTPAC LABS		1	24	96%	25
ADVENT HEALTH EXPRESS		9	16	64%	25
SEWALLS POINT PHARMACY INC		18	7	28%	25
MADWAR		19	6	24%	25
DELRAY BEACH FACIAL PLASTIC SURGERY		25			25

COVID-19: testing by laboratory

Data through Apr 8, 2021 verified as of Apr 9, 2021 at 09:25 AM

Data in this report are provisional and subject to change.

The numbers in the table below represent the number of Florida and non-Florida residents for whom test results were received by the Department of Health. A person can be tested by more than one laboratory and can have both positive and negative results. **Therefore, the sum of the numbers in each column will be larger than the total number of people tested.**

Reporting lab	Inconclusive	Negative	Positive	Percent positive	Total
COASTAL SKIN SURGERY AND DERMATOLOGY		18	7	28%	25
ADVENT HEALTH MEDICAL GROUP FAMILY AND INTERNAL MEDICINE AT AVALON PAR		22	3	12%	25
MEDEXPRESS URGENT CARE - BLOOMINGTON		22	3	12%	25
GREEN GABLES ASSISTED LIVING FACILITY		25			25
ENCOMPASS HOME HEALTH OF THE SOUTHEAST LLC		23	2	8%	25
ATRIA AT ST JOSEPHS		24			24
MADISON COUNTY MEMORIAL HOSP		12	12	50%	24
LPG PRIMARY CARE AT BONITA BAY LIFESTYLE CENTER		22	2	8%	24
PALMS MEDICAL GROUP - LAKE CITY WEST		3	21	88%	24
FINLAY C. LABORATORY		4	20	83%	24
South Heritage Health and Rehab		24			24
SARASOTA MEMORIAL NURSING & REHABILITATION CTR		24			24
HEALTH MED CENTERS		24			24
AVENTIS BIO-SERVICES CTL		24			24
MINUTECLINIC DIAGNOSTIC OF TN PC #6435		22	2	8%	24
TREASURE ISLE LLC		24			24
NEW YORK METHODIST HOSPITAL		20	4	17%	24
WESTMINSTER WOODS ON JULINGTON CREEK		22	2	8%	24
FORT SANDERS REGIONAL LABORATORY		24			24
WELLOW URGENT CARE		23	1	4%	24
TIMBERLANE LODGE ALF	1	16	7	29%	24
MED PLUS FLORENCE		20	4	17%	24
SENIOR HEALTH OF WINTER PARK DUNDEE		24			24
STATE LAB		2	22	92%	24
ORLANDO COVID TEST , LLC		22	2	8%	24
PHYSICIANS CARE		20	4	17%	24
RAINBOW PEDIATRIC CENTER		2	22	92%	24
ALAN SERURE MD		24			24
CONCENTRA URGENT CARE		20	4	17%	24
HERITAGE OAKS ASSISTED LIVING & MEMORY CARE		20	4	17%	24
PRIME CARE ONE LLC/HARBORCHASE OF VENICE			24	100%	24
MINUTECLINIC, LLC, DBA MINUTECLINIC #2544		23	1	4%	24
TARPON BAYOU CENTER			24	100%	24
SENIOR LIVING IV SUN CITY LLC		17	7	29%	24
SPRINGWOOD COURT		19	5	21%	24
HALIFAX HEALTH URGENT CARE		4	20	83%	24
AIR, LAND & SEA PHYSICALS & CONSULTATIONS, LLC		23	1	4%	24
ST VINCENT'S EAST		22	2	8%	24
MINUTECLINIC DIAGNOSTIC OF TN PC #378		21	3	13%	24
SOMA MEDICAL CENTER # 4		2	22	92%	24
MID FLORIDA PATHOLOGY LLC		23	1	4%	24
ROWLETT MIDDLE ACADEMY		22	2	8%	24
CL BRUMBACK PRIMARY CARE CLINIC LANTANA		2	22	92%	24
PACIFICA SENIOR LIVING FORT MYERS		15	9	38%	24
HOWARD BEACH URGENT CARE		22	2	8%	24
LABORATORY DYNAMICS		20	4	17%	24

COVID-19: testing by laboratory

Data through Apr 8, 2021 verified as of Apr 9, 2021 at 09:25 AM

Data in this report are provisional and subject to change.

The numbers in the table below represent the number of Florida and non-Florida residents for whom test results were received by the Department of Health. A person can be tested by more than one laboratory and can have both positive and negative results. **Therefore, the sum of the numbers in each column will be larger than the total number of people tested.**

Reporting lab	Inconclusive	Negative	Positive	Percent positive	Total
CENTERPLACE HEALTH		3	21	88%	24
HENNEPIN COUNTY MEDICAL CENTER (HCMC)		13	11	46%	24
1 TOUCH TOTALCARE SOLUTIONS		21	3	13%	24
COURTYARDS OF ORLANDO		24			24
EDWARD S BENNETT MD PLLC		24			24
URGENT CARE USA			24	100%	24
INNOVATIVE RESEARCH OF WEST FLORIDA		21	3	13%	24
HUNT CLUB MEDICAL		15	9	38%	24
JUPITER MEDICAL CENTER			24	100%	24
JESSIE TRICE COMMUNITY HEALTH SYSTEM, INC		8	16	67%	24
THE CHAPPEL GROUP RESEARCH		24			24
KISSIMMEE VA OUTPATIENT CLINIC		23	1	4%	24
LEE COMMUNITY HEALTHCARE INC CAPE CORAL		24			24
HOUSE CALLS PROFESSIONAL LLC		20	4	17%	24
NOVANT HEALTH		18	6	25%	24
VILLAGES REHABILITATION AND NURSING CENTER		24			24
PHYSICIANS PRIMARY CARE OF SW FLORIDA PL		24			24
CSH LAKE ORIENTA LP		24			24
TREASURE COAST URGENT CARE			24	100%	24
LAKEVIEW HEALTH CARE SYSTEMS		9	14	61%	23
BAYFRONT FAMILY HEALTH CENTER		3	20	87%	23
CORE LABORATORY		1	22	96%	23
UF HEALTH NORTH JACKSONVILLE			23	100%	23
NEWYORK-PRESBYTERIAN/ LAWRENCE HOSPITAL LABORATORY		21	2	9%	23
UAH STUDENT HEALTH CENTER		16	7	30%	23
WUESTHOFF MEDICAL CENTER-MELBOURNE			23	100%	23
NEW JERSEY		22	1	4%	23
FLORIDA MEDICAL CLINIC - NEW TAMPA		19	4	17%	23
WOODHOUSE INC		17	6	26%	23
ROSS MEDICAL GROUP			23	100%	23
LPG PRIMARY CARE AT CAPE CORAL PARKWAY		20	3	13%	23
ISLAND COAST PEDIATRICS PA		22	1	4%	23
EGL GENETIC DIAGNOSTICS		1	22	96%	23
ADVENTHEALTH MEDICAL GROUP PULMONOLOGY		20	3	13%	23
ADEPT INPATIENT MEDICAL SERVICES PC		23			23
ST ELIZABETH MEDICAL CENTER LABORATORY		20	3	13%	23
UNIVERSITY HILLS HEALTH AND REHABILITATION CENTER		18	5	22%	23
OMEGA LABORATORIES		19	4	17%	23
JUST FOR KIDS PEDIATRICS		5	18	78%	23
CVS NC3516POCT WINSTON SALEM		21	2	9%	23
PRIMECARE AT PORT ORANGE		4	19	83%	23
ADIRONDACK MEDICAL CENTER		23			23
SONATA BOYNTON BEACH		21	2	9%	23
SOUTHEAST GEORGIA HEALTH SYSTEM, INC		20	3	13%	23
NORTHWEST FLORIDA COMMUNITY HOSPITAL 3RD FLOOR		21	2	9%	23
UNIV OF NORTH ALABAMA HEALTH CENTER		22	1	4%	23

COVID-19: testing by laboratory

Data through Apr 8, 2021 verified as of Apr 9, 2021 at 09:25 AM

Data in this report are provisional and subject to change.

The numbers in the table below represent the number of Florida and non-Florida residents for whom test results were received by the Department of Health. A person can be tested by more than one laboratory and can have both positive and negative results. **Therefore, the sum of the numbers in each column will be larger than the total number of people tested.**

Reporting lab	Inconclusive	Negative	Positive	Percent positive	Total
ADVANCED URGENT CARE CENTER		7	16	70%	23
NOBLE SENIOR LIVING		3	20	87%	23
BOZEMAN HEALTH DEACONESS HOSPITAL		18	5	22%	23
DALE MEDICAL CENTER		17	5	23%	22
EBEIDS MD PEDIATRICS		19	3	14%	22
GRAND VILLA OF BOYNTON BEACH		21	1	5%	22
PULSE MEDICAL GROUP INC			22	100%	22
CENTRAL FLORIDA HEALTH SERVICES		16	6	27%	22
SEAGRASS VILLAGE			22	100%	22
FLORIDA PEDIATRICS		6	16	73%	22
ESOTERIX GENETIC LABORATORIES		17	5	23%	22
MORRIS PARK URGENT CARE		19	3	14%	22
CARESPOT		2	20	91%	22
HARBOUR ISLAND PEDIATRICS		13	9	41%	22
PRIMARY CARE SPECIALISTS OF ORLANDO LLC		17	5	23%	22
ERIC C MARSHAL MD, PC DBA MINUTECLINIC		21	1	5%	22
CVS NC7588POCT ASHEVILLE		19	3	14%	22
MARQUES PEDIATRICS			22	100%	22
MARATHON HEALTH FOR LIFE		19	3	14%	22
MINUTECLINIC DIAGNOSTIC OF ILLINOIS L		17	5	23%	22
WELLMED AT LAKE COPELAND		16	6	27%	22
BAYCARE MEDICAL GROUP INC		3	19	86%	22
GRAND VILLA OF DELRAY EAST		22			22
SOLE HEALTH LLC		22			22
NEW YORK PRESBYTERIAN - ALLEN HOSPITAL		22			22
BASSETTI & ASSOCIATES, MD, PA			22	100%	22
FAMILY AND AFTER HOURS CARE		22			22
APOLLO SURGERY CENTER		20	2	9%	22
Wesley Place on Honeysuckle		20	2	9%	22
CVS NC7047POCT DURHAM		22			22
HENDRY REGIONAL CORPORATE HEALTH			22	100%	22
Alhambra Health and Rehabilitation		22			22
FLORENCE J HUNT STUDENT WELLNESS CENTER - HEALTH SERVICES (ABBOTT)		22			22
CITY OF NAPLES FIRE RESCUE		19	3	14%	22
KELLY'S ASSISTED LIVING FACILITY		22			22
FLORIDA HOSPITAL LABS		12	10	45%	22
GLEN COVE HOSPITAL		22			22
OPTIMAL CARE PEDIATRICS		7	15	68%	22
UTAH DEPARTMENT OF HEALTH			22	100%	22
ELAN SPANISH SPRINGS		4	18	82%	22
OLIVE BRANCH HEALTH AND REHABILITATION CENTER			22	100%	22
TNC WALK IN CLINIC		17	5	23%	22
STEWART MEDICAL GROUP INC			22	100%	22
CHARLOTTE CHD PORT CHARLOTTE		18	4	18%	22
MINUTECLINIC DIAGNOSTIC OF TN PC #320		14	8	36%	22
OCEANSIDE URGENT CARE		22			22

COVID-19: testing by laboratory

Data through Apr 8, 2021 verified as of Apr 9, 2021 at 09:25 AM

Data in this report are provisional and subject to change.

The numbers in the table below represent the number of Florida and non-Florida residents for whom test results were received by the Department of Health. A person can be tested by more than one laboratory and can have both positive and negative results. **Therefore, the sum of the numbers in each column will be larger than the total number of people tested.**

Reporting lab	Inconclusive	Negative	Positive	Percent positive	Total
TEN HEALTHCARE		6	16	73%	22
ADVANCED HEALTHCARE ASSOCIATES		20	2	9%	22
MORNINGSIDE MANOR & VILLA ADULT CARE C		22			22
ROCKLEDEGE REGIONAL MEDICAL CENTER		17	5	23%	22
UNDERGROUND FREE CLINIC		22			22
FORT PIERCE FAMILY CARE INC		16	6	27%	22
MEDI STATION			22	100%	22
GILCHRIST COUNTY JAIL		20	2	9%	22
DIACARTA INC.		22			22
FLUSHING HOSPITAL MEDICAL CENTER		18	4	18%	22
MINUTECLINIC DIAGNOSTIC OF LOUISIANA,		20	2	9%	22
MOBILE DIVISION LABORATORY		7	15	68%	22
COLUMBIA MEMORIAL HOSPITAL		21			21
CONNECTDX		6	15	71%	21
ENCOMPASS HEALTH REHABILITATION HOSPITAL OF OCALA		20	1	5%	21
HOPE HEALTHCARE		21			21
INTERNATIONAL MEDICAL LABORATORY INC		21			21
ARDEN COURTS OF WINTER SPRINGS		18	3	14%	21
OHIO CVS STORES, LLC DBA		19	2	10%	21
SOUTH NASSAU COMMUNITIES HOSPITAL		17	4	19%	21
JEFFERSON K-12, A SOMERSET SCHOOL- CLINIC		17	4	19%	21
ST JUDE CHILDRENS RESEARCH HOSPITAL		21			21
ROCKLEDGE FAMILY HEALTH			21	100%	21
PALM BAY FAMILY PRACTICE		4	17	81%	21
MINUTECLINIC DIAGNOSTICS MEDICAL GROUP		20	1	5%	21
ST VINCENT'S URGENT CARE		18	3	14%	21
BETHESDA HEALTH PHYSICIAN GROUP INC			21	100%	21
UPMC CHAUTAUQUA AT WCA LABORATORY		20	1	5%	21
USCG AIR STATION CLEARWATER CLINIC		20	1	5%	21
Citymd Of Lacey		18	3	14%	21
MINUTECLINIC DIAGNOSTIC OF NORTH		19	2	10%	21
TENNESSEE DEPARTMENT OF HEALTH		15	6	29%	21
COASTAL FAMILY PRACTICE		13	8	38%	21
ANYLABTEST NOW		14	7	33%	21
LAKE HOWARD HEIGHTS	1	18	2	10%	21
POINT OF CARE CLINICS PRIMARY CARE		20	1	5%	21
PRIMECARE OF DOTHAN-DALEVILLE CLINIC		16	5	24%	21
METROPOLITAN CHARITIES INC		19	2	10%	21
CLINICAL PATHOLOGY LABORATORIES SOUTHEAST			21	100%	21
CONSOLIDATED LAB SERVICES		10	10	50%	20
ESTATES MEDICAL CENTER		12	8	40%	20
MINUTECLINIC MINUTECLINIC #8746		19	1	5%	20
BAYFRONT HMA CONVENIENT CARE, LLC		2	18	90%	20
RHODE ISLAND DEPARTMENT OF HEALTH			20	100%	20
TGH MEDICAL GROUP LABORATORY CARROLLWOOD			20	100%	20
WINSHIPS PHARMACY INC		20			20

COVID-19: testing by laboratory

Data through Apr 8, 2021 verified as of Apr 9, 2021 at 09:25 AM

Data in this report are provisional and subject to change.

The numbers in the table below represent the number of Florida and non-Florida residents for whom test results were received by the Department of Health. A person can be tested by more than one laboratory and can have both positive and negative results. **Therefore, the sum of the numbers in each column will be larger than the total number of people tested.**

Reporting lab	Inconclusive	Negative	Positive	Percent positive	Total
West Gate Village, LLC		20			20
CARENOW URGENT CARE-BRENTWOOD		14	6	30%	20
CVS MINUTE CLINIC DIAGNOSTIC OF TEXAS LLC		16	4	20%	20
STATEN ISLAND UNIVERSITY HOSPITAL		19	1	5%	20
VIERA FAMILY MEDICINE AND WELLNESS		16	4	20%	20
HEALTHY MINORS, LLC.		20			20
ODYSSEY HEALTHCARE OF MARION COUNTY, LLC		19	1	5%	20
MINUTECLINIC DIAGNOSTIC PA		18	2	10%	20
SOUTH CAROLINA DEPARTMENT OF HEALTH			20	100%	20
GOOD SAMARITAN SOCIETY OF DAYTONA		16	4	20%	20
BAYCARE MEDICAL GROUP INC			20	100%	20
CARESPOT OF NOCATEE		1	19	95%	20
REDITUS LABORATORIES			20	100%	20
VENICE REGIONAL BAYFRONT HEALTH			20	100%	20
WALGREENS #04618		18	2	10%	20
GUARDANT HEALTH		14	6	30%	20
PEDIATRIC ASSOCIATES PA		17	3	15%	20
BROOKDALE MANDARIN CENTRAL		7	13	65%	20
PASSPORT HEALTH OF TAMPA BAY		18	2	10%	20
PRIMARY CARE MEDICINE	1	13	6	30%	20
THE VILLAGES HEALTH		12	8	40%	20
BEST MEDICAL CENTER		11	9	45%	20
WINTER PARK FAMILY PRACTICE LLC		17	3	15%	20
ANYTIME LAB, LLC		18	2	10%	20
MEDPEDS ASSOCIATES OF SARASOTA PA		18	2	10%	20
PROFESSIONAL PARK PEDIATRICS PA			20	100%	20
PONCE PLAZA NURSING & REHAB CENTER		4	16	80%	20
ORANGE REGIONAL MEDICAL CENTER LABORATORY		15	5	25%	20
WACO HHSSURGEWACO	1	16	3	15%	20
MINUTECLINIC DIAGNOSTIC OF TN PC #6363		17	3	15%	20
DEPT OF VA MEDICAL CENTER - BAY PINES			20	100%	20
MCWHORTER SCHOOL OF PHARMACY		20			20
PALM BEACH GARDENS MEDICAL CENTER			20	100%	20
BAY PEDIATRICS PA		18	2	10%	20
LAKE WORTH MANOR		19	1	5%	20
ENCOMPASS HEALTH REHABILITATION HOSPITAL OF MIAMI		19	1	5%	20
Sovereign Laboratory Services, LLC		17	3	15%	20
GEORGIA HEART CENTER (MSC 53), NAVICEN		18	2	10%	20
MEDICAL EXPRESS CORP		18	2	10%	20
BAPTIST MEDICAL GRP URGENT CARE & OCC HEALTH AIRPO		20			20
CVA MINUTE CLINIC DIAGNOSTIC OF VIRGINIA, LLC		20			20
MINUTECLINIC DIAGNOSTIC OF NORTH CAROLINA PC		17	3	15%	20
ADVENT HEALTH - KISSIMMEE		6	14	70%	20
DIXIE COUNTY HEALTH DEPARTMENT		13	7	35%	20
GLEN OAKS URGENT CARE		18	1	5%	19
ADVENTHEALTH MEDICAL GROUP PEDIATRICS AT		4	15	79%	19

COVID-19: testing by laboratory

Data through Apr 8, 2021 verified as of Apr 9, 2021 at 09:25 AM

Data in this report are provisional and subject to change.

The numbers in the table below represent the number of Florida and non-Florida residents for whom test results were received by the Department of Health. A person can be tested by more than one laboratory and can have both positive and negative results. **Therefore, the sum of the numbers in each column will be larger than the total number of people tested.**

Reporting lab	Inconclusive	Negative	Positive	Percent positive	Total
PATIENTS CHOICE LAB OF IND, LLC		16	3	16%	19
FAMILY CARE CYPRESS CREEK		1	18	95%	19
MORTON PLANT NORTH BAY HOSPITAL			19	100%	19
GRAND VILLA OF MELBOURNE		17	2	11%	19
BARTON FAMILY PRACTICE		8	11	58%	19
CARE POINT HEALTH & WELLNESS CENTER		19			19
BAPTIST PEDIATRICS		15	4	21%	19
EMERALD COAST HOSPICE - CRESTVIEW		19			19
JACKSON NORTH MEDICAL CENTER		2	17	89%	19
CAREHERE- LCS LEESBURG			19	100%	19
SEVEN RIVERS REGIONAL MEDICAL CENTER		5	14	74%	19
BAPTIST MEMORIAL HEALTH CARE		17	2	11%	19
BROWNE MEDICAL		17	2	11%	19
COMMONWEALTH OF MASSACHUSETTS			19	100%	19
MICHELLE S PAGE MD PA		18	1	5%	19
DSI MANAGEMENT LLC		19			19
GENTIVA HEALTH SERVICES		17	2	11%	19
OCEAN REEF MEDICAL CENTER, LLC			19	100%	19
GRACE WELLNESS CENTER		8	11	58%	19
BRIDGEWAY HEALTH CLINICS INC			19	100%	19
ROYAL PALM MEDICAL GROUP, INC		19			19
Floral Health and Rehabilitation, LLC		18	1	5%	19
MONROE COUNTY DETENTION CENTER			19	100%	19
NANO HEALTH ASSOCIATES LLC		19			19
49D2045214PHYSICIAN OFFICE WAIVER MEDEXPRESS URGENT CARE - HARRISONBU		10	9	47%	19
DOCTORS MEDICAL CENTER OF WALTON COUNTY CLINIC			19	100%	19
TRINITY MEDICAL ASSOCIATES LLC			19	100%	19
STONE WASH CLINICAL LABORATORIES		2	17	89%	19
SHELBY BAPTIST MEDICAL CENTER		14	5	26%	19
ANYLABTESTNOW		6	13	68%	19
LAB INTERMARKET FACILITY LAB		1	18	95%	19
AUBURN COMMUNITY HOSPITAL		17	2	11%	19
HELIX DIAGNOSTICS			19	100%	19
FLORIDA HOSPITAL WINTER GARDEN		15	4	21%	19
CLERMONT ADVENTHEALTH CENTRA CARE		1	18	95%	19
FOX FAMILY PRACTICE		19			19
INTEGRATED REGIONAL LABORATORIES - LARGO			19	100%	19
BAYVIEW MEDICAL		19			19
LEE COMMUNITY HEALTHCARE INC NORTH FORT MYERS		19			19
HARLEM HOSPITAL CENTER		18	1	5%	19
PEDIATRICS IN BREVARD-COCOA BEACH		14	5	26%	19
MED HEALTH SERVICES		18	1	5%	19
NO NAME		8	11	58%	19
REGENCY SQUARE MALL - SEARS		3	16	84%	19
FLORIDA COMMUNITY HEALTH CENTER OF ST. LUCIE		1	18	95%	19
ALL PEDIATRIC CARE			19	100%	19

COVID-19: testing by laboratory

Data through Apr 8, 2021 verified as of Apr 9, 2021 at 09:25 AM

Data in this report are provisional and subject to change.

The numbers in the table below represent the number of Florida and non-Florida residents for whom test results were received by the Department of Health. A person can be tested by more than one laboratory and can have both positive and negative results. **Therefore, the sum of the numbers in each column will be larger than the total number of people tested.**

Reporting lab	Inconclusive	Negative	Positive	Percent positive	Total
CLEVELAND CLINIC FLORIDA		1	18	95%	19
URGENT TEAM		16	3	16%	19
TEXAS DEPARTMENT OF STATE HEALTH SERVICES		3	16	84%	19
COMMUNITY HOME HEALTH CARE		19			19
ELTINGVILLE CIRCLE URGENT CARE		18	1	5%	19
LOVING CARE OF THE TREASURE COAST LLC	1	13	5	26%	19
BROOKDALE ST AUGUSTINE		1	17	94%	18
PRATTVILLE BAPTIST HOSPITAL		14	4	22%	18
ST ANTHONY'S HOSP PATIENT CARE SERVICE			18	100%	18
MINUTECLINIC DIAGNOSTIC OF RHODE ISLAND, LLC #590		17	1	6%	18
Z UROLOGY		18			18
ROBERT WOOD JOHNSON UNIVERSITY HOSP		16	2	11%	18
AURORA DIAGNOSTICS		6	12	67%	18
MINUTECLINIC DIAGNOSTIC OF MICHIGAN PC		17	1	6%	18
CORNER OAK ESTATE LLC		18			18
ASCENSION ST VINCENT'S PRIMARY CARE		1	17	94%	18
MEDEXPRESS URGENT CARE - TIMBERLAKE		16	2	11%	18
FORT WALTON BEACH DEVELOPMENTAL CENTER		17	1	6%	18
OSCEOLA ALF OPERATOR, LLC DBA□		18			18
VA MEDICAL CENTER			18	100%	18
MADISON CORE LABORATORIES		17	1	6%	18
LPG PRIMARY CARE AT COLONIAL CENTER DRIVE		16	2	11%	18
MINUTECLINIC #8699		14	4	22%	18
BAY COUNTY HEALTH DEPARTMENT		14	4	22%	18
TENDER CARE ALF		18			18
MARION COUNTY HEALTH DEPARTMENT		17	1	6%	18
TPCA CLINICAL LABORATORIES		15	3	17%	18
GENERAL INTERNAL MEDICINE MEDICAL CTR CLINIC		13	5	28%	18
ADVENTIST HEALTH SYSTEM		16	2	11%	18
HARTFORD HOSPITAL ANCILLARY LAB		17	1	6%	18
CVS HEALTH, #3396		16	2	11%	18
MAIMONIDES MEDICAL CENTER		15	3	17%	18
CITY OF LAKE MARY EMPLOYEE HEALTH CENTER		16	2	11%	18
CRANES VIEW LODGE			18	100%	18
GRAND AVE PHARMACY		1	17	94%	18
ST. JUDES LABORATORIES		12	6	33%	18
ADVENT HEALTH - WINTER HAVEN		8	10	56%	18
WALGREEN EASTERN CO, INC		18			18
URGENT CARE AT LONGWOOD			18	100%	18
VALLEY IMMEDIATE CARE		16	2	11%	18
ENCOMPASS HEALTH REHABILITATION		16	2	11%	18
ST CATHERINE OF SIENA HOSPITAL		16	2	11%	18
PPD - IXLAYER		17	1	6%	18
MIAMI BEACH MEDICAL GROUP			18	100%	18
MINUTECLINIC DIAGNOSTIC OF TN PC #566		14	4	22%	18
CVS NV3210POCT LAS VEGAS		17	1	6%	18

COVID-19: testing by laboratory

Data through Apr 8, 2021 verified as of Apr 9, 2021 at 09:25 AM

Data in this report are provisional and subject to change.

The numbers in the table below represent the number of Florida and non-Florida residents for whom test results were received by the Department of Health. A person can be tested by more than one laboratory and can have both positive and negative results. **Therefore, the sum of the numbers in each column will be larger than the total number of people tested.**

Reporting lab	Inconclusive	Negative	Positive	Percent positive	Total
CABOT RESERVE ON THE GREEN		18			18
XPRESS WELLNESS URGENT CARE			18	100%	18
IONA COLLEGE HEALTH & WELLNESS CENTER		18			18
THE CANOPY AT HARPER LAKE	1		17	94%	18
UM MILLER SCHOOL OF MEDICINE			18	100%	18
MAITLAND PRIMARY CARE		9	9	50%	18
MOORINGS PARK OAKSTONE AT GREY OAKS		17	1	6%	18
FORT HAMILTON URGENT CARE		18			18
STAT MEDICAL CLINIC III INC		12	6	33%	18
COLLEGE POINT URGENT CARE		15	3	17%	18
AURORA UNIVERSITY WELLNESS CENTER		18			18
FIRST CHOICE PEDIATRICS WINTER SPRINGS		12	5	29%	17
MARCO DRUGS AND COMPOUNDING		13	4	24%	17
ADVENTHEALTH MEDICAL GROUP		12	5	29%	17
DIEGO FALLON MD PA		6	11	65%	17
BAY BREEZE HEALTH AND REHABILITATION CENTER		9	8	47%	17
CITY OF SANFORD EMPLOYEE HEALTH AND		16	1	6%	17
MINUTE-CLINIC DIAGNOSTIC OF VIRGINIA		14	3	18%	17
PARRISH HEALTH CENTER		14	3	18%	17
INTERMOUNTAIN CENTRAL LAB		1	16	94%	17
PRIMARY CARE WALK IN CLINIC PLLC			17	100%	17
UNIVERSITY LAB			17	100%	17
URGENT CARE WEST CLINIC		14	3	18%	17
FRUITVILLE URGENT CARE			17	100%	17
AVALON FAMILY RESORT ASSISTED LIVING LLC		17			17
COAST MED URGENT CARE		16	1	6%	17
MD PLUS URGENT CARE, LLC			17	100%	17
MINUTE CLINIC DIAGNOSTIC OF TN PC #64		16	1	6%	17
MI CASA DORADA ASSISTED LIVING FACILIT		17			17
MINUTECLINIC, LLC, #4160		13	4	24%	17
UVMCM MICROBIOLOGY		16	1	6%	17
UNIVERSITY OF ALABAMA - FUNGAL REFERENCE LABORATORY		12	5	29%	17
UC HEALTH UNIVERSITY HOSPITAL		14	3	18%	17
MEDEXPRESS URGENT CARE - SEMINOLE SQUA		15	2	12%	17
LAKELAND HILLS CENTER		10	7	41%	17
ST JOSEPH HOSPITAL		16	1	6%	17
URGENT CARE OF NEW YORK		16	1	6%	17
ALBIBI		1	16	94%	17
MC DIAGNOSTIC OF CONNECTICUT, PC #775		16	1	6%	17
GENETIC TECHNOLOGICAL INNOVATIONS			17	100%	17
CARE NOW, INC		13	4	24%	17
MASSACHUSETTS GENERAL HOSPITAL		1	16	94%	17
INN AT LAKE SEMINOLE SQUARE, THE		17			17
ABC PEDIATRICS OF PORT ST LUCIE		15	2	12%	17
CARESPOT EXPRESS HEALTHCARE			17	100%	17
CVS MINUTE CLINIC DIAGNOSTIC OF TN #6044		15	2	12%	17

COVID-19: testing by laboratory

Data through Apr 8, 2021 verified as of Apr 9, 2021 at 09:25 AM

Data in this report are provisional and subject to change.

The numbers in the table below represent the number of Florida and non-Florida residents for whom test results were received by the Department of Health. A person can be tested by more than one laboratory and can have both positive and negative results. **Therefore, the sum of the numbers in each column will be larger than the total number of people tested.**

Reporting lab	Inconclusive	Negative	Positive	Percent positive	Total
KIDSWOOD PEDIATRICS CORP		6	11	65%	17
BROOKDALE CROWN POINT			17	100%	17
REGENEXX TAMPA BAY		14	3	18%	17
CITY OF CLEARWATER EMPLOYEE HEALTH CENTER		7	10	59%	17
FAST PACE MEDICAL CLINIC PLLC		15	2	12%	17
NAVAL MEDICAL CENTER SAN DIEGO			17	100%	17
RESOLVE MOLECULAR DIAGNOSTICS		13	4	24%	17
MINUTECLINIC DIAGNOSTIC OF TEXAS LLC		15	2	12%	17
MEDEXPRESS URGENT CARE, MOON TOWNSHIP		16	1	6%	17
YUSRA MEDICAL ASSOCIATES PA		14	3	18%	17
LYNN KEEFE, MD PEDIATRICS		14	3	18%	17
WELLINGTON FAMILY PRACTICE		13	4	24%	17
DOC PAM PA		16	1	6%	17
ESTATES MEDICAL CENTER INC		4	13	76%	17
HEALTHCARE NOW			17	100%	17
RICH STREET GROUP HOME		9	7	44%	16
NOVANT HEALTH GOHEALTH URGENT CARE-HARRISBURG		8	8	50%	16
MINNEOLA PLACE A HOMEBRIDGE COMMUNITY		16			16
MEDICINE AT LONGWOOD		16			16
J AND J VISTAKON EMPLOYEE HEALTH CENTER		15	1	6%	16
ADVENT HEALTH - ZEPHYRHILLS			16	100%	16
ST AUGUSTINE PLANTATION		1	15	94%	16
DAVITA DIALYSIS		4	12	75%	16
PRESBYTERIAN MEDICAL SERVICES		16			16
NORTHWEST FLORIDA ENT, PA		5	11	69%	16
MEDEXPRESS URGENT CARE - ROBINSON TWP, STEUBENVILLE PIKE		14	2	13%	16
KETAMINE HEALTH CENTERS AT BONITA SPRINGS, LLC		16			16
MORTON PLANT MEASE			16	100%	16
ENCORE AT BOCA RATON, THE			16	100%	16
ALL FLORIDA FAMILY & SPORTS MEDICINE		15	1	6%	16
HODGES CLUSTER		2	14	88%	16
Lab MSMC Hialeah			16	100%	16
FAST TRACK URGENT CARE CENTER - TYRONE			16	100%	16
XERA MED RESEARCH			16	100%	16
ASHRAF MEDICAL GROUP PLLC DBA PULSE M		15	1	6%	16
URGENT CARE & FAMILY PRACTICE CENTER			16	100%	16
PROMEDICA LABORATORIES		11	5	31%	16
MILLENNIUM PHYSICIAN GRP LLC NAPLES PINE RIDGE			16	100%	16
PRO HEALTH FAMILY PHYSICIANS, NYSTROM		16			16
COMMUNITY HEALTH OF SOUTH FLORIDA INC			16	100%	16
MINUTE CLINIC DIAGNOSTIC OF SOUTH CAROLINA		12	4	25%	16
JOSEPH MIGNOGNA		13	3	19%	16
MINUTE CLINIC		1	15	94%	16
LIFELINK TISSUE BANK D/B/A LIFELINK TISSUE BANK		15	1	6%	16
UNIVERSITY OF MIAMI MILLER SCHOOL			16	100%	16
JS HEALTHCARE INC		16			16

COVID-19: testing by laboratory

Data through Apr 8, 2021 verified as of Apr 9, 2021 at 09:25 AM

Data in this report are provisional and subject to change.

The numbers in the table below represent the number of Florida and non-Florida residents for whom test results were received by the Department of Health. A person can be tested by more than one laboratory and can have both positive and negative results. **Therefore, the sum of the numbers in each column will be larger than the total number of people tested.**

Reporting lab	Inconclusive	Negative	Positive	Percent positive	Total
TMH FSU RAPID LABORATORY		2	14	88%	16
LAKEWOOD RANCH MEDICAL CENTER CLINICAL LAB			16	100%	16
URGENT CARE CLINIC OF LINCOLN		14	2	13%	16
HEALTH CENTRAL HOSPITAL			16	100%	16
PANAMA CITY VITAS HOSPICE		16			16
BVL PEDIATRICS		14	2	13%	16
MIRIMUS INC		1	15	94%	16
BLOUNT MEMORIAL HOSPITAL		14	2	13%	16
GOOD SAMARITAN SOCIETY		16			16
UNAVAILABLE/UNKNOWN/NO INFORMATION FOUND			16	100%	16
EAR NOSE & THROAT ASSOCIATES OF MANATEE PA		16			16
CLEVELAND CLINIC			16	100%	16
NORTHWEST FLORIDA SLEEP		1	15	94%	16
PIEDMONT HOSPITAL CLINICAL LABORATORY		15	1	6%	16
YORKVILLE PEDIATRIC URGENT CARE		16			16
OKEECHOBEE HEALTHCARE FACILITY			16	100%	16
SRMC AVALON		9	7	44%	16
SOMA MEDICAL CENTER PA			16	100%	16
SUFFRIDGE DRIVE GROUP HOME		16			16
BONIFAY NURSING AND REHABILITATION CENTER			16	100%	16
CRUCIAL CARE		10	6	38%	16
CALLAWAY CLINIC		11	5	31%	16
CLINIC OF PEDIATRICS & GI MEDICINE INC		1	15	94%	16
HUDSON VALLEY HOSPITAL CENTER LABORATORY		15	1	6%	16
MEDEXPRESS URGENT CARE LEWISBURG		15	1	6%	16
STARLING AT NOCATEE			16	100%	16
INTERNAL MEDICINE ASSOCIATES & SPECIALTIES INC		15	1	6%	16
MINUTE CLINIC DIAGNOSTIC OF TEXAS, LLC		15			15
MINUTE CLINIC LLC #5733		15			15
BERGEN NEW BRIDGE M		14	1	7%	15
MEDLAB ASSOCIATES LLC		15			15
HUNTINGTON URGENT CARE		14	1	7%	15
MEDEXPRESS URGENT CARE- MARYLAND		14	1	7%	15
DR PHILLIPS MEDICAL WELLNESS CENTER		12	3	20%	15
WESTPAC LABS INC	1	4	10	67%	15
WALK IN URGENT CARE			15	100%	15
OPTIONS FOR SENIORS INC DBA PALM KREST MANOR		12	3	20%	15
PREMIER LABORATORY SERVICES, LLC		5	10	67%	15
MINUTECLINIC, LLC #1586		12	3	20%	15
FLORIDA DEPARTMENT OF HEALTH IN HILLSBOROUGH COUNTY		1	14	93%	15
BAYA URGENT CARE LLC		1	14	93%	15
RIVERSIDE MEDICAL GROUP		14	1	7%	15
LONG ISLAND JEWISH VALLEY STREAM		14	1	7%	15
MINUTECLINIC, LLC #4507		14	1	7%	15
CVS TX8321POCT MCKINNEY		15			15
GNT ASSOCIATES		14	1	7%	15

COVID-19: testing by laboratory

Data through Apr 8, 2021 verified as of Apr 9, 2021 at 09:25 AM

Data in this report are provisional and subject to change.

The numbers in the table below represent the number of Florida and non-Florida residents for whom test results were received by the Department of Health. A person can be tested by more than one laboratory and can have both positive and negative results. **Therefore, the sum of the numbers in each column will be larger than the total number of people tested.**

Reporting lab	Inconclusive	Negative	Positive	Percent positive	Total
SINAI HOSPITAL OF BALTIMORE		15			15
MILTON 4707		15			15
CUSTEAD CARE CENTER HAVEN HOSPICE		12	3	20%	15
MC DIAGNOSTIC OF CONNECTICUT, PC #1960		15			15
MINUTECLINIC DIAGNOSTIC OF TN PC #6415		11	4	27%	15
BRYAN WHITFIELD MEMORIAL HOSPITAL		10	5	33%	15
BESSENT ROAD GROUP HOME		15			15
KIMBERLY J HENDERSON MD PC		14	1	7%	15
INDIANA STATE DEPARTMENT OF HEALTH		1	14	93%	15
Astoria Health and Rehab		15			15
MEADOWCREST MOLECULAR DIAGNOSTICS, LLC			15	100%	15
TELEVISIT MALABAR PEDIATRICS		5	10	67%	15
GUIDEWELL EMERGENCY MEDICINE DOCTORS LLC #33		8	7	47%	15
ORLANDO HEALTH		2	13	87%	15
AJU GEORGE MD PA			15	100%	15
OAKMONTE VILLAGE OF DAVIE			15	100%	15
FAMILY CARE			15	100%	15
MIAMI BEACH MEDICAL GROUP LLC			15	100%	15
GRADY HEALTH SYSTEM		15			15
EASTLAKE PEDIATRICS - TRINITY		15			15
GAMMA DIAGNOSTIC LAB LLC			15	100%	15
SEBRING PEDIATRICS LLC			15	100%	15
LILY'S PROMISE AL#12775		15			15
HAVEN HOSPICE IN CHIEFLAND		9	6	40%	15
SELECT PHYSICIANS ALLIANCE PL		15			15
HEALTH MED HOME CARE, LLC		15			15
HOLLEY-NAVARRE MEDICAL CLINIC		5	10	67%	15
FAMILY CARE CENTER OF ARLINGTON		10	5	33%	15
PATHLINE			15	100%	15
BAPTIST MEDICAL CENTER EAST		11	4	27%	15
MEDEXPRESS URGENT CARE - LAFAYETTE		14	1	7%	15
MONTEFIORE ST LUKE'S CORNWALL HOSPITAL		11	4	27%	15
WALGREENS_COCONUT CREEK		11	4	27%	15
NOVALIFE MEDSPA			15	100%	15
UNIVERSITY HOSPITAL UC HEALTH		11	4	27%	15
TREEHOUSE PEDIATRICS		14	1	7%	15
OPIS ISLAND LAKE CENTER		13	2	13%	15
MINUTECLINIC INCORPORATE, LLC		12	3	20%	15
COMPREHENSIVE CHILDCARE ASSOCIATES		8	7	47%	15
DIATHERIX		13	2	13%	15
ARNOT OGDEN MEDICAL CENTER LABORATORY		14			14
TREASURE COAST URGENT & FAMILY CARE			14	100%	14
GADSDEN REGIONAL MEDICAL CENTER		14			14
LUCID DIAGNOSTICS LABS			14	100%	14
MONTEFIORE MEDICAL CENTER LABORATORIES - WEILER		10	4	29%	14
ALAN L MELOTEK MD		14			14

COVID-19: testing by laboratory

Data through Apr 8, 2021 verified as of Apr 9, 2021 at 09:25 AM

Data in this report are provisional and subject to change.

The numbers in the table below represent the number of Florida and non-Florida residents for whom test results were received by the Department of Health. A person can be tested by more than one laboratory and can have both positive and negative results. **Therefore, the sum of the numbers in each column will be larger than the total number of people tested.**

Reporting lab	Inconclusive	Negative	Positive	Percent positive	Total
PT&J REHAB - VILLAGE OF ROYAL PALM BEACH		12	2	14%	14
MINUTECLINIC DIAGNOSTIC OF VIRGINIA, LLC #1416		13	1	7%	14
CVS MINUTE CLINIC DIAGNOSTIC OF WISCONSIN		14			14
MEDLAB INC		14			14
RIVERSIDE COTTAGES AT THE SHORES, LLC			14	100%	14
LEHIGH VALLEY HOSPITAL		3	11	79%	14
BAPTIST PRIMARY CARE PONTE VEDRA		8	6	43%	14
MEDI-DRUG INC		12	2	14%	14
Hackensack Umc Mountainside		13	1	7%	14
EMORY CRAWFORD LONG HOSPITAL LABORATOR		13	1	7%	14
INHEALTH LIFE SCIENCES		6	8	57%	14
ORLANDO FAMILY PHYSICIANS INC		10	4	29%	14
SOUTHEASTERN LABORATORY			14	100%	14
NORTHWESTERN MEMORIAL HOSPITAL			14	100%	14
SOMA MEDICAL CENTER, P.A.			14	100%	14
CVS MINUTE CLINIC, LLC		12	2	14%	14
SOUTHEASTERN UNIVERSITY INC		14			14
DESOTO HEALTH AND REHAB LLC		9	5	36%	14
TGH URGENT CARE - WESLEY CHAPEL			14	100%	14
Terrace of Jacksonville			14	100%	14
CARDIOTHORACIC SURGERY OF HYDE PARK			14	100%	14
MINUTECLINIC DIAGNOSTIC OF TN, PC 4992		14			14
INTEGRATED FAMILY MEDICAL CENTER			14	100%	14
VENICE URGENT CARE - GULF COAST			14	100%	14
ST CLOUD MEDICAL GROUP		12	2	14%	14
SURGERY CENTER OF CORAL GABLES LLC,THE		11	3	21%	14
CVS NC187POCT CHARLOTTE		13	1	7%	14
MADISON COUNTY HEALTH DEPARTMENT		7	7	50%	14
MELBOURNE FAMILY PRACTICE		12	2	14%	14
EPIPHANY HEALTH		8	6	43%	14
FLORIDA MEDICAL ASSOCIATES LLC		9	5	36%	14
WALGREENS #07936		13	1	7%	14
SIGMUND LABS LLC		14			14
HEALTHFIRST ADVENT HEALTH CENTRA CARE COCOA BEACH			14	100%	14
PROHEALTH CARE ASSOCIATES MOBILE		11	3	21%	14
CVS NY491POCT JACKSON HEIGHTS		14			14
FAMILY PRACTICE ON THE GO		6	8	57%	14
SARASOTA - ROBERT L TAYLOR COMMUNITY CENTER□		1	13	93%	14
STEWART MELBOURNE HOSPITAL, INC	1		13	93%	14
SARNO FAMILY PRACTICE		1	13	93%	14
PREMIUM HEALTH CARE			14	100%	14
BELLEVUE HOSPITAL CENTER DEPARTMENT		14			14
TALLAHASSEE PRIMARY CARE ASSOCIATES PA		12	2	14%	14
CVS TN5639POCT FARRAGUT		11	3	21%	14
NORTHERN WESTCHESTER HOSPITAL LABORATORY		12	2	14%	14
TLC FAMILY CARE HOME INC		14			14

COVID-19: testing by laboratory

Data through Apr 8, 2021 verified as of Apr 9, 2021 at 09:25 AM

Data in this report are provisional and subject to change.

The numbers in the table below represent the number of Florida and non-Florida residents for whom test results were received by the Department of Health. A person can be tested by more than one laboratory and can have both positive and negative results. **Therefore, the sum of the numbers in each column will be larger than the total number of people tested.**

Reporting lab	Inconclusive	Negative	Positive	Percent positive	Total
BOCA SIMON		2	12	86%	14
PARROTT MEDICAL CLINIC			14	100%	14
ACCESS HOME HEALTH OF FLORIDA LLC		14			14
MINUTECLINIC, LLC, DBA MINUTECLINIC #6		13	1	7%	14
CVS NC4165POCT BREVARD		8	6	43%	14
CARENOW URGENT CARE-WEST END		9	5	36%	14
FAMILY MEDICINE OF WESTON LLC		6	8	57%	14
GRACE COMMUNITY PHARMACY		1	13	93%	14
BROOKLYN HOSPITAL CENTER DOWNTOWN CAMPUS		14			14
SOMA MEDICAL CENTER, PA #4 FLORIDA MANGO			14	100%	14
MINUTECLINIC DIAGNOSTIC OF TN, PC 6438		12	2	14%	14
POLK CHD BARTOW		13	1	7%	14
The Evangelical Lutheran Good Samaritan Society		14			14
LPG PRIMARY CARE AT MATTHEW DRIVE		14			14
ALASKA PUBLIC HEALTH LAB		1	13	93%	14
NIGHT OWL PEDIATRICS URGENT CARE			14	100%	14
FG RAPID RESULTS LLC		8	6	43%	14
PARKWEST MEDICAL CENTER		11	2	15%	13
AEGIS MEDICAL GROUP, LLC		13			13
ESCAMBIA COMMUNITY CLINIC		2	11	85%	13
ROCKLEDGE		3	10	77%	13
IN-OFFICE LAB		12	1	8%	13
MONTEFIORE NYACK HOSPITAL AFFILIATED LABORATORY		12	1	8%	13
CROSS CARE CENTER			13	100%	13
MINUTECLINIC DIAGNOSTIC OF SC, LLC #2		12	1	8%	13
COVANCE CENTRAL LABORATORY			13	100%	13
ORCHID COVE		3	10	77%	13
DELIVER MY MEDS CORP		13			13
LIFE'S SPECIAL MOMENTS INC		13			13
BROOKDALE DELAND			13	100%	13
HARBOR CHASE OF JACKSONVILLE			13	100%	13
Sunnyside Care Center		13			13
NEW YORK PRESBYTERIAN - LOWER MANHATTAN		13			13
FLORIDA STATE HOSPITAL			13	100%	13
MED TECH SERVICES OF PALM BEACH INC		13			13
QUEENS UNIVERSITY OF CHARLOTTE		13			13
CULINARY INSTITUTE OF AMERICA STUDENT	3	10			13
INFEXIONSHIELD INC.		13			13
URGENT MEDICAL CENTER INC		5	8	62%	13
SOUTHEAST FAMILY HEALTHCARE CENTER			13	100%	13
VALDOSTA FAMILY MEDICINE		1	12	92%	13
BENNETT PEDIATRICS		13			13
WORLD WRESTLING ENTERTAINMENT			13	100%	13
GULF COAST MEDICAL GROUP		5	8	62%	13
ORMOND MEDICAL ARTS		3	10	77%	13
CVS MINUTE CLINIC DIAGNOSTIC OF VIRGINIA		13			13

COVID-19: testing by laboratory

Data through Apr 8, 2021 verified as of Apr 9, 2021 at 09:25 AM

Data in this report are provisional and subject to change.

The numbers in the table below represent the number of Florida and non-Florida residents for whom test results were received by the Department of Health. A person can be tested by more than one laboratory and can have both positive and negative results. **Therefore, the sum of the numbers in each column will be larger than the total number of people tested.**

Reporting lab	Inconclusive	Negative	Positive	Percent positive	Total
LAKE CO SCHOOLS EMPLOYEE HEALTH & WELLNESS CENTER	1	9	3	23%	13
METHODIST MEDICAL CENTER		10	3	23%	13
AVALON MEDICAL WALK IN CLINIC			13	100%	13
ST MARYS MEDICAL CENTER			13	100%	13
VRL EUROFINs - HAWAII		13			13
MINUTE CLINIC LLC #2775		12	1	8%	13
BRONSON FIRE DEPARTMENT		13			13
THE PLAZA AT PARKSQUARE		13			13
LAKELAND REGIONAL HEALTH GRASSLANDS		12	1	8%	13
GLENBROOKE AT PALM BAY			13	100%	13
CVS MINUTE CLINIC DIAGNOSTIC PA		10	3	23%	13
CORAL LANDING ASSISTED LIVING		11	2	15%	13
WELLMED AT PORT ST LUCIE WEST		9	4	31%	13
MHHS All Lab Subsection		13			13
DYNAMIC DNA LAB		1	12	92%	13
NATIONAL GENETICS INST LABCORP		4	9	69%	13
VIGILINT HEALTHCARE		11	2	15%	13
MINUTECLINIC DIAGNOSTIC OF RHODE ISLAND		10	3	23%	13
PEPIN ACADEMIES-PASCO		13			13
CVS MINUTE CLINIC DIAGNOSTIC OF TEXAS, LLC		10	3	23%	13
CVS MINUTE CLINIC DIAGNOSTIC MED GRP OF CA		13			13
MAINSTREET FAMILY SELECT		1	12	92%	13
VILLA OF KINGS AND QUEENS OF DELRAY		13			13
BARRANCO CLINIC,THE	3	9	1	8%	13
HORIZON MEDICAL GROUP		11	2	15%	13
RED MOUNTAIN DIAGNOSTICS		13			13
EFFINGER HEALTH, PA		13			13
DEVEREUX FLORIDA CHILDRENS CENTER			13	100%	13
AVENTURA HOSPITAL AND MEDICAL CENTER			13	100%	13
CARENOW URGENT CARE-DONELSON		10	3	23%	13
CVS PHARMACY			13	100%	13
HAWTHORNE INN OF LAKELAND		13			13
JOHNS HOPKINS MEDICAL LABORATORIES		1	12	92%	13
ST CLOUD COMPOUNDING PHARMACY & WELLNESS CENTER		12	1	8%	13
CLINICAL LABORATORY SERVICES			13	100%	13
PHELPS HOSPITAL LABORATORY		11	2	15%	13
STATEN ISLAND UNIVERSITY HOSPITAL SEGUINE AVE		12	1	8%	13
SHELBY COUNTY HEALTH CARE CORPORATION		10	3	23%	13
AFC URGENT CARE - CEDAR GROVE		11	2	15%	13
GRAND VILLA OF SARASOTA		12	1	8%	13
EAR NOSE AND THROAT ASSOCIATES OF MANATEE, P.A.		10	3	23%	13
ST JOSEPH WOMENS HOSPITAL			12	100%	12
WOODLAND TOWERS		6	6	50%	12
VIBRANT AMERICA		10	2	17%	12
MINUTECLINIC, LLC #1492		12			12
MINUTECLINIC DIAGNOSTIC OF TN PC #643		9	3	25%	12

COVID-19: testing by laboratory

Data through Apr 8, 2021 verified as of Apr 9, 2021 at 09:25 AM

Data in this report are provisional and subject to change.

The numbers in the table below represent the number of Florida and non-Florida residents for whom test results were received by the Department of Health. A person can be tested by more than one laboratory and can have both positive and negative results. **Therefore, the sum of the numbers in each column will be larger than the total number of people tested.**

Reporting lab	Inconclusive	Negative	Positive	Percent positive	Total
MIRACLE ALF INC		12			12
BAPTIST HEALTH			12	100%	12
CVS TN5601POCT LENOIR CITY		10	2	17%	12
FAMILY MEDICINE AT HUNTERS CREEK		12			12
MI2297090CV HOLLAND-23D2189684		12			12
BAYONET POINT HOSPITAL			12	100%	12
MEDEXPRESS URGENT CARE-ALTOONA		10	2	17%	12
CITY OF WEST PALM BEACH EMPLOYEE & FAMILY HEALTH		12			12
APPLE DIAGNOSTICS LAB		5	7	58%	12
SAMARITAN MEDICAL CENTER		12			12
MEYER PEDIATRICS CHTD		11	1	8%	12
GENESIS		8	4	33%	12
MINUTE CLINIC OF KANSAS PA		7	5	42%	12
CARROLL GARDENS URGENT CARE		12			12
ADVENTHEALTH MEDICAL GROUP CARE CLINIC AT		8	4	33%	12
LIFE CARE OF PORT SAINT LUCIE		3	9	75%	12
TMH PHYSICIAN PARTNERS - MONTICELLO		10	2	17%	12
CVS NC2357POCT HUNTERSVILLE		10	2	17%	12
ACADIAN DIAGNOSTIC LABORATORIES		8	4	33%	12
NEMOURS CHILDREN'S URGENT			12	100%	12
OHIO STATE UNIVERSITY MEDICAL CENTER			12	100%	12
ST PETER'S UNIVERSITY HOSPITAL		9	3	25%	12
MINUTECLINIC DIAGNOSTIC OF ILLINOIS LL		10	2	17%	12
CONSULATE HEALTH CARE OF PENSACOLA			12	100%	12
ADVENTIST HEALTH SYSTEM FLORIDA DEPT OF HEALTH		7	5	42%	12
PROMUS DIAGNOSTICS, LLC			12	100%	12
THE POTTER'S HOUSE AT CANNON POINT		12			12
SUWANNEE COUNTY JAIL		11	1	8%	12
LAB UNKNOWN		1	11	92%	12
MEDEXPRESS URGENT CARE - CHRISTIANBURG		8	4	33%	12
PANCARE HEALTH - WEWA ELEMENTARY			12	100%	12
ORLANDO FAMILY MEDICAL INC		12			12
GENOTOX LABORATORIES		10	2	17%	12
MC DIAGNOSTIC OF CONNECTICUT, PC # 257		11	1	8%	12
BRITO MEDICAL CENTER		10	2	17%	12
COLLIER COUNTY HEALTH DEPT.		7	5	42%	12
MINUTECLINIC DIAG OF IND, LLC #6697		12			12
HAVEN HOSPICE			12	100%	12
WANTAGH URGENT CARE		9	3	25%	12
VISTACARE PHARMACY I		10	2	17%	12
107TH PLACE GROUP HOME		12			12
CVS MINUTE CLINIC DIAGNOSTIC PA #3060		10	2	17%	12
MERIDIAN AT WATERWAYS, THE		10	2	17%	12
URGENT TEAM MANAGEMENT OF TENNESSEE		10	2	17%	12
CVS MINUTE CLINIC DIAGNOSTIC OF TN #3293		11	1	8%	12
FLORIDA DEPT OF HEALTH		4	8	67%	12

COVID-19: testing by laboratory

Data through Apr 8, 2021 verified as of Apr 9, 2021 at 09:25 AM

Data in this report are provisional and subject to change.

The numbers in the table below represent the number of Florida and non-Florida residents for whom test results were received by the Department of Health. A person can be tested by more than one laboratory and can have both positive and negative results. **Therefore, the sum of the numbers in each column will be larger than the total number of people tested.**

Reporting lab	Inconclusive	Negative	Positive	Percent positive	Total
SAMARITAN HOSPITAL LABORATORY		11	1	8%	12
DEPARTMENT OF PUBLIC HEALTH		12			12
CARE FAST MURABELLA		7	5	42%	12
MEDEXPRESS URGENT CARE - MONROE		12			12
FHCP-PORT ORANGE		3	9	75%	12
SUMMIT ATLANTIC SURGERY CENTER		12			12
MINUTECLINIC DIAGNOSTIC OF NORTH CAROLINA, PC		11	1	8%	12
CARLOS PORTU MD, PLLC			12	100%	12
BROWARD DIALYSIS			12	100%	12
IGENEX INC		12			12
FLORIDA DEPARTMENT OF HEALTH WASHINGTON COUNTY		7	5	42%	12
MINUTE CLINIC DIAGNOSTIC OF SC, LLC #42		11	1	8%	12
MERCY MEDICAL CENTER		5	7	58%	12
WESTERN NEW YORK IMMEDIATE MEDICAL CAR		12			12
FAMILY MEDICINE AT LONGWOOD			12	100%	12
VILLA HEALTH NH LLC		10	2	17%	12
BROOKDALE CITRUS			12	100%	12
MEDLABS DIAGNOSTICS		10	2	17%	12
RUSSELL MEDICAL CENTER		11	1	8%	12
IREPERTOIRE_MOL_LAB		12			12
SONORA QUEST LABORATORIES			12	100%	12
LEON CHD		12			12
DAVID LAWRENCE CENTER INC		10	2	17%	12
GEORGE W FERGUSON MD-CONCIERGE MEDICAL SERVICES PL		11	1	8%	12
NAPLES GREEN VILLAGE		12			12
Lady Lake Specialty Care			12	100%	12
MEDEXPRESS URGENT CARE CHARLESTON		8	4	33%	12
Maury Regional Hospital		6	6	50%	12
MC DIAGNOSTIC OF CONNECTICUT PC #459		12			12
SENIOR HOME CARE INC		12			12
VERITAS RESEARCH CORP			12	100%	12
RICHMOND UNIVERSITY MEDICAL CENTER		10	2	17%	12
GLEN OAKS HEALTH AND REHABILITATION CENTER			12	100%	12
HNL LAB MEDICINE		8	3	27%	11
CVS MINUTE CLINIC DIAGNOSTIC		10	1	9%	11
MC DIAGNOSTIC OF CONNECTICUT , PC # 3		9	2	18%	11
CARINGTON MANOR		11			11
MINUTECLINIC DIAGNOSTIC OF PA, LLC (1036)		9	2	18%	11
CVS GA2108POCT NORCROSS		8	3	27%	11
MISSOURI DEPARTMENT OF HEALTH AND SENIOR SERVICES			11	100%	11
PINELLAS COUNTY HEALTH DEPARTMENT		2	9	82%	11
CLAYMED OF NORTH FLORIDA			11	100%	11
St Joseph's Hospital & Medical Center		10	1	9%	11
GRAND VILLA OF PALM COAST		11			11
Signature Healthcare of Savannah		11			11
ACCENTCARE		11			11

COVID-19: testing by laboratory

Data through Apr 8, 2021 verified as of Apr 9, 2021 at 09:25 AM

Data in this report are provisional and subject to change.

The numbers in the table below represent the number of Florida and non-Florida residents for whom test results were received by the Department of Health. A person can be tested by more than one laboratory and can have both positive and negative results. **Therefore, the sum of the numbers in each column will be larger than the total number of people tested.**

Reporting lab	Inconclusive	Negative	Positive	Percent positive	Total
ALCOVE ASSISTED LIVING FACILITY		11			11
MEDEXPRESS URGENT CARE - MAPLE DRIVE		10	1	9%	11
MONROE COUNTY HOSPITAL		8	3	27%	11
ASSOCIATES MD CYPRESS CREEK			11	100%	11
BRIDGE DIAGNOSTICS			11	100%	11
NORTH OKALOOSA PHYSICIAN GROUP		10	1	9%	11
THE TERRACE OF SAINT CLOUD		9	2	18%	11
ILLINOIS DEPT OF PUBLIC HEALTH LAB - SPRINGFIELD			11	100%	11
BOCA RATON REGIONAL HOSPITAL LAB			11	100%	11
DMH STEINHATCHEE FAMILY MEDICINE		8	3	27%	11
ASSOCIATES IN MEDICINE		7	4	36%	11
SEMORAN FAMILY HEALTH LLC		10	1	9%	11
CROSSROADS URGENT CARE, PLLC		11			11
MINUTECLINIC DIAGNOSTIC OF MAINE, LLC		9	2	18%	11
MINUTECLINIC DIAGNOSTIC OF NEW MEXICO		11			11
MINUTECLINIC LLC (1435)		10	1	9%	11
BIOREFERENCE LABORATORIES		1	10	91%	11
PRIME MEDICAL CARE, LLC		11			11
JOHN W NORRIS III MD PA	1		10	91%	11
CLEVELAND TENNESSEE HOSPITAL COMPANY		10	1	9%	11
PRIMECARE ACQUISITION FAMILY PRACTICE INC		11			11
MEDEXPRESS URGENT CARE - WINCHESTER GATEWAY		9	2	18%	11
St. Annes Nursing Center, St. Annes Residence, Inc.		11			11
NIGHT LITE PEDIATRICS CENTER, LLC		1	10	91%	11
TELEVISIT PALM BAY FAMILY PRACTICE		9	2	18%	11
LONGWOOD PEDIATRICS LLC			11	100%	11
UMHC/SYLVESTER AT KENDALL		1	10	91%	11
CVS CA9165POCT SAN DIEGO		11			11
MEDEXPRESS URGENT CARE - BENTON HARBOR		11			11
MEDEXPRESS URGENT CARE MONACA		11			11
VITAS HEALTH INC		5	6	55%	11
PHYSICIANS REGIONAL MEDICAL CTR - COLLIER BLVD			11	100%	11
VIRTUA WEST JERSEY HOSPITAL VOORHEES		9	2	18%	11
AZALEA HEALTH		2	9	82%	11
Rosewood Healthcare and Rehabilitation Center		5	6	55%	11
WELLMED AT BRANDON REGIONAL		7	4	36%	11
AIM LABORATORIES			11	100%	11
MEDEXPRESS URGENT CARE - PANTOPS		10	1	9%	11
COLLIER HMA PHYSICIAN MANAGEMENT, LLC		2	9	82%	11
MINUTECLINIC, LLC, DBA MINUTECLINIC #2		9	2	18%	11
MINUTECLINIC, LLC, DBA MINUTECLINIC #6106		9	2	18%	11
ST LUKES ROOSEVELT LABORATORY		9	2	18%	11
MOUNT DORA PEDIATRICS		9	2	18%	11
TROPICANA		5	6	55%	11
MINUTE CLINIC LLC #5706		10	1	9%	11
PALM BEACH PATHOLOGY		9	2	18%	11

COVID-19: testing by laboratory

Data through Apr 8, 2021 verified as of Apr 9, 2021 at 09:25 AM

Data in this report are provisional and subject to change.

The numbers in the table below represent the number of Florida and non-Florida residents for whom test results were received by the Department of Health. A person can be tested by more than one laboratory and can have both positive and negative results. **Therefore, the sum of the numbers in each column will be larger than the total number of people tested.**

Reporting lab	Inconclusive	Negative	Positive	Percent positive	Total
MINUTE CLINIC LLC #6765		11			11
ELITE HOME HEALTH SERVICES		11			11
TINA'S ASSISTED LIVING FACILITY CORP		11			11
MINUTECLINIC DIAGNOSTIC OF OKLAHOMA		9	2	18%	11
SUNCOAST COMMUNITY HEALTH CENTERS INC		2	9	82%	11
APPALACHIAN REGIONAL HEALTHCARE SYSTEM		10	1	9%	11
KIDS CARE PEDIATRICS PA			11	100%	11
HEALTH NETWORK LABORATORIES		7	4	36%	11
WINTER PARK CARE AND REHABILITATION			11	100%	11
CREATIVE TESTING SOLUTIONS		4	7	64%	11
MEDEXPRESS URGENT CARE-LATROBE		10	1	9%	11
WELLMED AT SOUTH PARSONS		9	2	18%	11
REDMED CLINIC OF ARLINGTON		10	1	9%	11
ALACHUA			11	100%	11
WATSON HEALTHCARE		8	3	27%	11
ST. PETERSBURG PEDIATRICS			11	100%	11
CENTRAL JERSEY URGENT CARE OF EATONTOW		10	1	9%	11
KIDSVILLE PEDIATRICS			11	100%	11
CVS MINUTE CLINIC DIAGNOSTIC OF TEXAS,LLC		9	2	18%	11
MINUTECLINIC, LLC #1470		10	1	9%	11
CARENOW URGENT CARE-HERMITAGE		7	4	36%	11
JBSA-SAM HOUSTON			11	100%	11
UNIVERSITY CENTRA CARE		10	1	9%	11
45TH 1		11			11
MINUTE-CLINIC DIAGNOSTIC OF VIRGINIA, LLC		11			11
BIOTECH CLINICAL LABORATORIES, INC.		1	10	91%	11
CURATIVE		1	10	91%	11
MINUTECLINIC DIAGNOSTICS OF IND, LLC		11			11
Solaris Healthcare Pensacola			11	100%	11
CVS HEALTH MINUTE CLINIC		1	10	91%	11
GENOPTIX MEDICAL LABORATORY		10	1	9%	11
MINUTECLINIC, LLC #244		10	1	9%	11
UNIVERSITY HOSPITALS OF CLEVELAND		6	5	45%	11
HIRAM COLLEGE HEALTH CENTER (ABBOTT)		11			11
LANE PEDIATRICS PA		1	10	91%	11
METHODIST HOSPITAL			11	100%	11
ORANGE PARK PEDIATRIC ASSOCIATES		1	10	91%	11
FG RAPID		9	2	18%	11
MEDICAL CENTER AFFILIATES WEST PALM			11	100%	11
CAN COMMUNITY HEALTH, INC		10	1	9%	11
DYNAMIC HEALTH CENTERS INC		7	4	36%	11
ATMORE NURSING CENTER		10	1	9%	11
CHILDREN'S HEALTHCARE OF ATLANTA/EGLESTON		10			10
MINUTECLINIC, LLC #4682		5	5	50%	10
BROWARD HEALTH CARE			10	100%	10
MINUTECLINIC DIAGNOSTIC OF NORTH CAROLINA PC #5341		7	3	30%	10

COVID-19: testing by laboratory

Data through Apr 8, 2021 verified as of Apr 9, 2021 at 09:25 AM

Data in this report are provisional and subject to change.

The numbers in the table below represent the number of Florida and non-Florida residents for whom test results were received by the Department of Health. A person can be tested by more than one laboratory and can have both positive and negative results. **Therefore, the sum of the numbers in each column will be larger than the total number of people tested.**

Reporting lab	Inconclusive	Negative	Positive	Percent positive	Total
MINUTECLINIC DIAGNOSTIC OF TN PC #240		8	2	20%	10
MEDICAL LABORATORY DIAGNOSTICS			10	100%	10
COMMUNITY HEALTH CENTER		2	8	80%	10
BLOOMIN BRANDS WELLNESS CENTER		9	1	10%	10
CVS PA1671POCT LANCASTER		10			10
JOHNS HOPKINS ALL CHILDRENS			10	100%	10
MC DIAGNOSTIC OF CONNECTICUT, PC #1966		10			10
WALGREEN #6538		10			10
MINUTECLINIC DIAGNOSTIC OF TN, PC 6304		8	2	20%	10
ADVENTHEALTH MEDICAL GROUP PEDIATRIC & ADOLESCENT		9	1	10%	10
MOSOLF PEDIATRICS			10	100%	10
NEW HAMPSHIRE DEPARTMENT OF HEALTH AND HUMAN SERVICES		3	7	70%	10
PHASE2 LABS	2	6	2	20%	10
AMERICAN HOUSE FORT MYERS		10			10
ACCESS PHARMACY		10			10
WELLSTAR NORTH FULTON HOSPITAL LABORAT		10			10
MINUTECLINIC DIAGNOSTIC OF GEORGIA, LL		8	2	20%	10
CVS MINUTE CLINIC DIAG OF IND, LLC #6549		10			10
NEW JERSEY DEPARTMENT OF HEALTH COMMUNICABLE DISEASE SERVICE		3	7	70%	10
BETH ISRAEL MEDICAL CENTER LABS		9	1	10%	10
CITY OF TALLAHASSEE		10			10
FLEMING ISLAND CENTER FOR CLINICAL RESEARCH		10			10
EMERGENCY MEDICAL CENTER		4	6	60%	10
CHRISTUS ST VINCENT LABORATORY - ZIA		10			10
BERRYHILL MANOR		10			10
CORONA PATHOLOGY		10			10
MEDEXPRESS URGENT CARE PARKERSBURG		8	2	20%	10
NATURE COAST REGIONAL MEDICAL CENTER		1	9	90%	10
URGENT CARE CENTER AT PINNACLE		4	6	60%	10
LAKE NONA MEDICAL SERVICES		3	7	70%	10
MINUTECLINIC DIAGNOSTIC OF NEW JERSEY,		9	1	10%	10
MEDEXPRESS URGENT CARE - SALEM		6	4	40%	10
MAINSTREET FAMILY CARE			10	100%	10
Avalon Healthcare and Rehabilitation Center			10	100%	10
NOT INDICATED		1	9	90%	10
OKLAHOMA STATE DEPARTMENT OF HEALTH-PUBLIC HEALTH LABORATORY			10	100%	10
GEORGIA PUBLIC HEALTH LABORATORY		9	1	10%	10
Manor Care of Dunedin		7	3	30%	10
WINKLER COURT□		9	1	10%	10
TIFT REGIONAL HEALTH SYSTEM, INC		10			10
MOLECULAR PATHOLOGY LABORATORY			10	100%	10
PASSPORT HEALTH			10	100%	10
CVS SC4286POCT EASLEY		4	6	60%	10
RPC@HODGES		2	8	80%	10
HCR MANORCARE		10			10
CVS TX8351POCT BEAUMONT		9	1	10%	10

COVID-19: testing by laboratory

Data through Apr 8, 2021 verified as of Apr 9, 2021 at 09:25 AM

Data in this report are provisional and subject to change.

The numbers in the table below represent the number of Florida and non-Florida residents for whom test results were received by the Department of Health. A person can be tested by more than one laboratory and can have both positive and negative results. **Therefore, the sum of the numbers in each column will be larger than the total number of people tested.**

Reporting lab	Inconclusive	Negative	Positive	Percent positive	Total
GOOD SAMARITAN MEDICAL CENTER			10	100%	10
KEY WEST URGENT CARE, INC		3	7	70%	10
CVS SC7556POCT WEST COLUMBIA		9	1	10%	10
SAVANNAH MANOR ASSISTED LIVING COMMUNITY			10	100%	10
BEAUMONT LABORATORY			10	100%	10
LUXOR SCIENTIFIC LLC		1	9	90%	10
MINUTE-CLINIC DIAGNOSTIC OF VIRGINIA, LLC #2003		7	3	30%	10
DES PLAINES CLINICAL LAB		3	7	70%	10
HIGH TOWER ALF LLC		9	1	10%	10
CVS PA6902POCT BRYN MAWR		8	2	20%	10
LAKE BALDWIN CBOC		9	1	10%	10
VETERNANS ADMINISTRATION			10	100%	10
BROOKDALE PANAMA CITY		9	1	10%	10
ANY LAB TEST NOW INC			10	100%	10
MINUTECLINIC DIAGNOSTIC OF MINNESOTA		10			10
CVS SC7334POCT LEXINGTON		9	1	10%	10
UF HEALTH		1	9	90%	10
PANCARE HEALTH - VERNON ELEMENTARY			10	100%	10
SANDGATE GARDENS REHAB & NURSING CENTER		3	7	70%	10
NORTHSIDE HOSPITAL FORSYTH		9	1	10%	10
MEDEXPRESS URGENT CARE-KATY		7	3	30%	10
FLORIDA CLINICAL LAB		1	9	90%	10
ORLANDO HEALTH PHYSICIAN ASSOCIATES		4	6	60%	10
ST VINCENT'S ST CLAIR		7	3	30%	10
MEDEXPRESS URGENT CARE - BEECH GROVE		9	1	10%	10
ONEIDA HEALTHCARE CENTER		8	2	20%	10
ARBORS OF GULF BREEZE, THE		8	2	20%	10
TENNESSEE DEPARTMENT OF HEALTH (TDH) - CENTRAL LABORATORY		2	8	80%	10
VASCONCELLO COHEN MD PA		9	1	10%	10
Westchester General Hospital			10	100%	10
Crestwood Nursing Center		7	3	30%	10
CBC LAB		3	7	70%	10
VITALANT		1	9	90%	10
PBC PREMIER FAMILY HEALTH			10	100%	10
FAMILY HEALTH CENTER AT PORT ST JOHN		4	6	60%	10
KEY TRAINING CENTER			10	100%	10
ORLANDO MEDICAL CENTER PL		1	9	90%	10
KR AT COLLEGE HARBOR		10			10
UNIVERSITY OF MIAMI MILLER SCHOOL OF MEDICINE			10	100%	10
THE MARY IMOGENE BASSETT HOSPITAL		10			10
MINUTECLINIC LLC #3281		8	2	20%	10
CVS HEALTH, #2043		10			10
CARENOW URGENT CARE - EAST NASHVILLE		8	2	20%	10
PRORENATA LABS		2	8	80%	10
GLADES COUNTY DETENTION CENTER		1	9	90%	10
PALM BEACH CDH - DELRAY BEACH			10	100%	10

COVID-19: testing by laboratory

Data through Apr 8, 2021 verified as of Apr 9, 2021 at 09:25 AM

Data in this report are provisional and subject to change.

The numbers in the table below represent the number of Florida and non-Florida residents for whom test results were received by the Department of Health. A person can be tested by more than one laboratory and can have both positive and negative results. **Therefore, the sum of the numbers in each column will be larger than the total number of people tested.**

Reporting lab	Inconclusive	Negative	Positive	Percent positive	Total
PLYMOUTH HARBOR INCORPORATED		9	1	10%	10
CVS NC7051POCT WAKE FOREST		10			10
VENICE GREEN VILLAGE		3	7	70%	10
ISLAND COAST PEDIATRICS IN-HOUSE LAB		10			10
ALABAMA DEPARTMENT OF PUBLIC HEALTH		1	9	90%	10
MINUTE CLINIC LLC # 2033		9	1	10%	10
NORTON HEALTHCARE			10	100%	10
BELLE GLADES HEALTH CLINIC			10	100%	10
CVS TN2179POCT MURFREESBORO		9	1	10%	10
MEDEX REGIONAL LABORATORIES LLC		1	9	90%	10
CVS MINUTE CLINIC, LLC #22		9	1	10%	10
SUPERIOR RESIDENCES OF CLERMONT		2	8	80%	10
THRIFT DRUGS INC		8	2	20%	10
SOMA MEDICAL CENTER PA #4			10	100%	10
RIVERVIEW REGIONAL MEDICAL CENTER		7	2	22%	9
BENSONHURST URGENT CARE		8	1	11%	9
PIEDMONT ATHENS REGIONAL MEDICAL		7	2	22%	9
WINDSOR OF SAN PABLO, THE		6	3	33%	9
MARQUESA MEDICAL		7	2	22%	9
MINUTECLINIC DIAGNOSTIC OF NEW JERSEY, LLC # 7069		9			9
MIAMI COMPREHENSIVE MEDICINE GROUP PA		4	5	56%	9
WATERFORD AT CREEKSIDE, THE			9	100%	9
EMPLOYEE WELLNESS PA			9	100%	9
UNIVERSITY MEDICAL CENTER		8	1	11%	9
FLORIDA CENTER FOR DERMATOLOGY LABORATORY			9	100%	9
OMNI			9	100%	9
CVS MO8590POCT KANSAS CITY		5	4	44%	9
MINUTE CLINIC LLC #10203		7	2	22%	9
PATEL MEDICAL VENTURES		8	1	11%	9
VETERANS AFFAIRS MEDICAL CENTER - OUTPATIENT			9	100%	9
MEDEXPRESS URGENT CARE - BATTLE CREEK		6	3	33%	9
CVS MINUTE CLINIC DIAGNOSTIC MED GRP OF SAN		7	2	22%	9
GILCHRIST COUNTY FIRE DEPARTMENT		4	5	56%	9
ILLINOIS DEPARTMENT OF PUBLIC HEALTH		1	8	89%	9
LAKEVIEW HEALTH SYSTEMS			9	100%	9
REMISE OCCUPATIONAL HEALTH SOLUTIONS INC			9	100%	9
CVS CA9715POCT THOUSAND OAKS		9			9
MINUTECLINIC DIAGNOSTIC OF TN PC #5671		5	4	44%	9
DOCTORS EXPRESS OF ST PETERSBURG		1	8	89%	9
WINTER PARK INTERNAL MEDICINE MD PA		7	2	22%	9
BAYFRONT HEALTH ST PETERSBURG		8	1	11%	9
MICHIGAN DEPARTMENT OF COMMUNITY HEALTH		1	8	89%	9
VILLAGE PLACE HEALTH AND REHAB		9			9
MIDMICHIGAN MEDICAL CENTER			9	100%	9
NEMOURS CHILDREN'S PRIMARY CARE VERO BEACH			9	100%	9
MINUTE CLINIC LLC #1448		8	1	11%	9

COVID-19: testing by laboratory

Data through Apr 8, 2021 verified as of Apr 9, 2021 at 09:25 AM

Data in this report are provisional and subject to change.

The numbers in the table below represent the number of Florida and non-Florida residents for whom test results were received by the Department of Health. A person can be tested by more than one laboratory and can have both positive and negative results. **Therefore, the sum of the numbers in each column will be larger than the total number of people tested.**

Reporting lab	Inconclusive	Negative	Positive	Percent positive	Total
BRENNITY AT VERO BEACH, THE			9	100%	9
SELECT PHYSICIANS ALLIANCE		9			9
PEDIATRIC HEALTH CARE ALLIANCE			9	100%	9
CVS CT1123POCT SOUTHBURY		9			9
CARENOW URGENT CARE-MT JULIET		8	1	11%	9
Fouraker Hills Rehab and Nursing			9	100%	9
MINUTECLINIC DIANOSTIC OF VIRGINA, LL		8	1	11%	9
MAGNOLIA MANOR			9	100%	9
STUYVESANT URGENT CARE		9			9
MINUTECLINIC DIAGNOSTIC MED GRP OF CA		8	1	11%	9
WESTCHESTER GENERAL HOSPITAL BLOOD GAS LAB			9	100%	9
LOREY ALF		9			9
MINUTECLINIC #2860		6	3	33%	9
NORTHSHORE UNIVERSITY HEALTHSYSTEM EVANSTON HOSPITAL LAB			9	100%	9
MEDEXPRESS URGENT CARE - FORT WORTH S		8	1	11%	9
UCARE			9	100%	9
MINUTECLINIC DIAGNOSTIC OF ILLINOIS		7	2	22%	9
MINUTE CLINIC, LLC #4650		8	1	11%	9
WALK IN MEDICAL URGENT CARE PC		9			9
MINUTECLINIC, LLC, MINUTECLINIC #7637		7	2	22%	9
DOMINICAN COLLEGE STUDENT HEALTH CENTE		7	2	22%	9
NIGHT LITE PEDIATRICS CENTER		1	8	89%	9
TAPESTRY TALLAHASSEE WALDEN		9			9
DIXITKUMAR N MODI MD PA			9	100%	9
MEDEXPRESS ELKINS		9			9
PUTNAM FAMILY CARE INC		3	6	67%	9
SUNCREST OMNI		9			9
ROSECASTLE			9	100%	9
ETHOS LABORATORIES		7	2	22%	9
MC DIAGNOSTIC OF CONNECTICUT, PC #1043		9			9
FAMILY PRACTICE OF DAVIE INC			9	100%	9
MINUTECLINIC DIAGNOSTIC OF TN PC #242		6	3	33%	9
MEDEXPRESS URGENT CARE - SWANSEA, N ILLINOIS ST		8	1	11%	9
PRECISION GENETICS			9	100%	9
MEDEXPRESS URGENT CARE - FAYETTEVILLE		7	2	22%	9
ROSEMONT GARDENS INC		9			9
OUR HOME AT BEACON HILL			9	100%	9
MEDICANA NURSING AND REHAB CENTER			9	100%	9
NORTHWEST FLORIDA COMMUNITY HOSPITAL LABORATORY		8	1	11%	9
ST VINCENT'S CHILTON		7	2	22%	9
IMMUNOGENOMICS LLC		6	3	33%	9
ALLIANCE HEALTH AND REHABILITATION CENTER		9			9
UHEALTH UNIVERSITY OF MIAMI			9	100%	9
CVS DC1340POCT WASHINGTON		9			9
WINDSOR OF GAINESVILLE		9			9
ATHENS VETERINARY DIAGNOSTIC LABORATOR		9			9

COVID-19: testing by laboratory

Data through Apr 8, 2021 verified as of Apr 9, 2021 at 09:25 AM

Data in this report are provisional and subject to change.

The numbers in the table below represent the number of Florida and non-Florida residents for whom test results were received by the Department of Health. A person can be tested by more than one laboratory and can have both positive and negative results. **Therefore, the sum of the numbers in each column will be larger than the total number of people tested.**

Reporting lab	Inconclusive	Negative	Positive	Percent positive	Total
OPTUM SILVER LAKES			9	100%	9
CHEMISYS LABORATORIES		1	8	89%	9
BEAUMONT EMERGENCY CENTER			9	100%	9
CORE OCCUPATIONAL RESOURCES, LLC		5	4	44%	9
DOH-TAMPA BRANCH LABORATORY (MLK BLVD)		4	5	56%	9
ACCESS CARE MEDICAL GROUP LLC		2	7	78%	9
MINUTECLINIC DIAGNOSTIC OF VIRGINIA		9			9
CARENOW URGENT CARE-GREEN HILLS		9			9
MINUTECLINIC #8760		9			9
SOUTH FLORIDA ENT ASSOCIATES, INC			9	100%	9
CVS NJ617POCT CEDAR GROVE		8	1	11%	9
CHILDREN'S HEALTH CENTER INC.		7	2	22%	9
COLLIER BLVD HMA PHYSICIAN MANAGEMENT,, LLC			9	100%	9
NASCAR EVENT MANAGEMENT, LLC		9			9
GCPM MANUAL MICROBIOLOGY		1	8	89%	9
MINUTE CLINIC INCORPORATE		9			9
PENSACOLA CLUSTER			9	100%	9
FLORIDA HOSPITAL WINTER PARK		7	2	22%	9
CVS TX10016POCT PRINCETON		9			9
ALBION COLLEGE (ABBOTT)		9			9
Atlanta VAMC		6	3	33%	9
CITYMD		1	8	89%	9
CVS PHARMACY NO 274		9			9
MEDEXPRESS URGENT CARE - WASHINGTON		7	2	22%	9
Sunset Lake Health and Rehabilitation Center		8	1	11%	9
CIAN DIAGNOSTICS			9	100%	9
FLORIDA MENTOR		7	2	22%	9
NITIN BAWA PROFESSIONAL ASSOCIATES			9	100%	9
KINDRED_AIMS		9			9
WADSWORTH CENTER - DAVID AXELROD INSTITUTE		8	1	11%	9
HEALTH AND WELLNESS CENTER		1	8	89%	9
MOBILE RESPONSE DIAGNOSTICS LLC		8	1	11%	9
ST JOSEPH'S HOSPITAL NORTH LABORATORY			9	100%	9
PALM BAY URGENT CARE PL		1	8	89%	9
STPET		7	2	22%	9
MINUTECLINIC DIAG OF IND, LLC #2387		8	1	11%	9
CVS CA9113POCT CHULA VISTA		9			9
LAKE NONA MEDICAL SERVICE LLC		9			9
CVS TX7162POCT HOUSTON		9			9
CVS RI1717POCT 1 CVS DR			9	100%	9
Consulate Health Care of Brandon		7	2	22%	9
CVS MINUTE CLINIC DIAGNOSTIC OF KANSAS, PA		9			9
LAWRENCE TECHNOLOGICAL UNIVERSITY		9			9
SUMTER COUNTY HEALTH DEPARTMENT		4	5	56%	9
VA Primary Care Clinic at Meharry		8	1	11%	9
BUENA VIDA ESTATES			9	100%	9

COVID-19: testing by laboratory

Data through Apr 8, 2021 verified as of Apr 9, 2021 at 09:25 AM

Data in this report are provisional and subject to change.

The numbers in the table below represent the number of Florida and non-Florida residents for whom test results were received by the Department of Health. A person can be tested by more than one laboratory and can have both positive and negative results. **Therefore, the sum of the numbers in each column will be larger than the total number of people tested.**

Reporting lab	Inconclusive	Negative	Positive	Percent positive	Total
MONROE COUNTY FIRE RESCUE		8	1	11%	9
INSPIRED LIVING AT PALM BAY		7	2	22%	9
NTD EUROFINs ATLANTA		9			9
ENCOMPASS HOME HEALTH OF THE SOUTHEAST LLC		9			9
WALGREENS #10972	1	7			8
HEALTHPARK MEDICAL CTR NURSING SVC		8			8
VENICE REGIONAL MEDICAL CENTER			8	100%	8
SYLVESTER AT PLANTATION LABORATORY		7	1	13%	8
DOH JACKSONVILLE CENTRAL LABORATORY		3	5	63%	8
DEPT OF VA MEDICAL CENTER - RICHMOND		7	1	13%	8
LAB UNKNOW		6	2	25%	8
ARCHBOLD MEMORIAL HOSPITAL/LAB		3	5	63%	8
SURGOINSVILLE PHARMACY		8			8
JOHN T MATHER MEMORIAL HOSPITAL LABORATORY		7	1	13%	8
HUNTINGTON VILLAGE URGENT CARE		8			8
MAGNOLIA PEDIATRICS GROUP LLC			8	100%	8
VAIL VALLEY MEDICAL CENTER			8	100%	8
MINUTECLINIC DIAGNOSTIC OF OHIO #7790		6	2	25%	8
ST. JOSEPH HOSPITAL AND HEALTH CARE INC.			8	100%	8
ST CLOUD PHYSICIAN MANAGMENT LLC		7	1	13%	8
The Grand at Rome Nursing and Rehabilitation		8			8
ALLINA HEALTH - ABBOTT NORTHWESTERN HOSPITAL		5	3	38%	8
MONTEFIORE MEDICAL CENTER LABORATORIES - NORTH		8			8
EXECUTIVE MEDICAL SERVICES		8			8
LEE MEMORIAL HEALTH SYSTEM D/B/A		6	2	25%	8
MEDEXPRESS URGENT CARE - CULPEPER		8			8
ST. CLOUD PHARMACY AND WELLNESS CENTER		4	4	50%	8
ORLANDO FAMILY PHYSICIANS			8	100%	8
DOCTOR'S IN-HOUSE LAB/COMMUNITY HEALTH CENTERS OF PINELLAS - CLEARWATE			8	100%	8
FHCP-ORANGE CITY			8	100%	8
BEECHTREE MOLECULAR LAB LLC			8	100%	8
WALK-IN MEDICAL CARE			8	100%	8
WHEELER LABORATORY		7	1	13%	8
SLOPESIDE LABS AND TESTING, LLC - THE HIDEOUT AT BUTTERMILK MOUNTAIN		8			8
IU HEALTH PATHOLOGY		1	7	88%	8
GOLDMAN SACHS HEALTH CENTER	1	7			8
SYNEXUS CLINICAL RESEARCH US INC		2	6	75%	8
SARAH LAWRENCE COLLEGE HEALTH SERVICES		8			8
CVS CT1109POCT BETHEL		8			8
CVS OH3476POCT TIPP CITY		7	1	13%	8
FLORIDA KEYS CONCIERGE MEDICINE, LLC		6	2	25%	8
CVS OH3301POCT WOODMERE		8			8
MINUTE CLINIC #8979		7	1	13%	8
CVS PA233POCT NEWTOWN SQUARE		8			8
JUPITER CLINIC			8	100%	8
PBC FOUND CARE INC			8	100%	8

COVID-19: testing by laboratory

Data through Apr 8, 2021 verified as of Apr 9, 2021 at 09:25 AM

Data in this report are provisional and subject to change.

The numbers in the table below represent the number of Florida and non-Florida residents for whom test results were received by the Department of Health. A person can be tested by more than one laboratory and can have both positive and negative results. **Therefore, the sum of the numbers in each column will be larger than the total number of people tested.**

Reporting lab	Inconclusive	Negative	Positive	Percent positive	Total
ELLIS HOSPITAL LABORATORY		7	1	13%	8
Florida Clinical Laboratory		1	7	88%	8
INTERNAL MEDICINE AND AESTHETICS OF NAPLES LLC		8			8
ALLEGRO - TAMPA	1	4	3	38%	8
MONROE URGENT CARE		7	1	13%	8
CVS PA1074POCT KENNETT SQUARE		7	1	13%	8
CVS NC7213POCT MATTHEWS		6	2	25%	8
HEALTHY MINORS PEDIATRIC URGENT CARE		7	1	13%	8
ATLANTIC CONSOLIDATED LABORATORY		8			8
CHAPTERS HEALTH HOSPICE		8			8
HEALTHMARK REGIONAL HOSPITAL LAB		4	4	50%	8
MODMD LABORATORY		8			8
TRUE HEALTH		5	3	38%	8
DORAL URGENT CARE			8	100%	8
DOTHAN PEDIATRIC CLINIC			8	100%	8
CVS NC5591POCT STATESVILLE		7	1	13%	8
THE WOLFF CENTER FOR CHILD & ADOLESCENT HEALTH			8	100%	8
ORMOND BEACH CENTRA CARE			8	100%	8
MID-HUDSON VALLEY DIVISION OF WESTCHESTER MEDICAL		8			8
WELLSTAR COBB HOSPITAL		7	1	13%	8
HOLY NAME MEDICAL CENTER	1	6	1	13%	8
MARINA ISLE ASSISTED LIVING		8			8
FLORIDA HEART AND VASCULAR MULTISPECIALTY GROUP		8			8
NORTHSIDE HOSPITAL		2	6	75%	8
Nashville Central Laboratory		8			8
LIFE CARE CITRUS COUNTY			8	100%	8
ADVANCED RESEARCH FOR HEALTH IMPROVEMENT		6	2	25%	8
CONSULATE HEALTH CARE		7	1	13%	8
EXPRESS TEST			8	100%	8
CVS TN7289POCT SIGNAL MOUNTAIN		8			8
JX REF LAB			8	100%	8
ST CHARLES HOSPITAL LABORATORY		8			8
HEWLETT URGENT CARE, PLLC		8			8
CVS MINUTE CLINIC DIAGNOSTIC OF NEW JERSEY		8			8
UNIVERSITY OF WASHINGTON MEDICAL CENTER			8	100%	8
SOMA MEDICAL CENTER MD PA #7 PEDIATRICS			8	100%	8
MEDEXPRESS URGENT CARE - CLARKSBURG		7	1	13%	8
NORTHEAST GEORGIA MEDICAL CENTER		8			8
BAPTIST OUTPATIENT			8	100%	8
SOUTHEASTERN PEDIATRIC ASSOCIATES			8	100%	8
SUNRISE SENIOR LIVING OF JACKSONVILLE			8	100%	8
FHPG_EXP CARE W HILLSBOROUGH			8	100%	8
CARE ATC - CITY OF BOYNTON BEACH	1	2	5	63%	8
GENE STREET LABORATORIES, LLC		6	2	25%	8
NORTH PINELLAS CHILDRENS MEDICAL CENTER INC			8	100%	8
CAPRONA GROUP HOME		2	6	75%	8

COVID-19: testing by laboratory

Data through Apr 8, 2021 verified as of Apr 9, 2021 at 09:25 AM

Data in this report are provisional and subject to change.

The numbers in the table below represent the number of Florida and non-Florida residents for whom test results were received by the Department of Health. A person can be tested by more than one laboratory and can have both positive and negative results. **Therefore, the sum of the numbers in each column will be larger than the total number of people tested.**

Reporting lab	Inconclusive	Negative	Positive	Percent positive	Total
INTERVENTIONAL REHABILITATION OF SOUTH FLORIDA			8	100%	8
LEMOYNE COLLEGE WELLNESS CENTER FOR		8			8
NOVADIX		2	6	75%	8
PACIFICA SUNRISE			8	100%	8
MINUTE CLINIC DIAGNOSTIC OF MICHIGAN PC		8			8
CAYUGA COUNTY HEALTH DEPARTMENT		7	1	13%	8
MED & CO INVESTMENT LLC		7	1	13%	8
ALACHUA COUNTY HEALTH DEPARTMENT		1	7	88%	8
NORTHSIDE HOSPITAL ATLANTA		3	5	63%	8
HARBORCHASE OF DR PHILLIPS		7	1	13%	8
DIAGNOSTIC CLINIC		7	1	13%	8
CVS MD4371POCT OCEAN CITY		8			8
JACKSON CLINIC PA,THE		4	4	50%	8
PALM BEACH COUNTY HEALTH DEPARTMENT LABORATORY			8	100%	8
CVS OH2543POCT CANFIELD		5	3	38%	8
GENEUS DIAGNOSTICS			8	100%	8
MINUTECLINIC DIAGNOSTIC OF NEVADA #87		4	4	50%	8
SUPREME LABORATORY			8	100%	8
LAKE CONWAY URGENT CARE LLC		2	6	75%	8
MINUTECLINIC DIAGNOSTIC OF TN PC #386		7	1	13%	8
LOVELACE MEDICAL CENTER		8			8
CHIPOLA QUICK CARE		5	3	38%	8
ALL CHILDREN'S HOSPITAL		1	7	88%	8
FOUNTAINVIEW BY FIVE STAR QUALITY CARE		7	1	13%	8
SEA LEVEL LABS			8	100%	8
BLOOMING GARDENS OF CARE INC		8			8
GOLISANO CHILDREN'S HOSPITAL OF SOUTHWEST FLORIDA		6	2	25%	8
THOMAS JEFFERSON UNIVERSITY HOSPITAL		4	4	50%	8
APEX HOME HEALTH CARE		7	1	13%	8
CAREPOINT CLINIC		5	3	38%	8
MINUTECLINIC, LLC #05038		8			8
BIOTECH PHARMACEUTICAL GROUP LLC			8	100%	8
BLOOMINGDALE PEDIATRIC ASSOCIATES PA			8	100%	8
INTERNAL MEDICINE ASSOCIATES OF JACKSON HOSPITAL			8	100%	8
NORTHEAST ALABAMA REGIONAL MEDICAL CENTER		5	3	38%	8
CVS MD1881POCT DUNKIRK		8			8
JOINT AMBULATORY CARE CENTER		8			8
CVS TX7827POCT ROUND ROCK		8			8
WELLIGENT		1	7	88%	8
PALMS WEST HOSPITAL			8	100%	8
MEDEXPRESS URGENT CARE - MIDLOTHIAN		7	1	13%	8
CVS NC3319POCT CHARLOTTE		6	2	25%	8
CIGNA ONSITE HEALTH LLC		2	6	75%	8
PUTNAM COUNTY EMERGENCY RESCUE SERVICE		5	3	38%	8
NORTHDAL REHABILITATION CENTER			8	100%	8
ROBERT WOOD JOHNSON HOSPITAL		7	1	13%	8

COVID-19: testing by laboratory

Data through Apr 8, 2021 verified as of Apr 9, 2021 at 09:25 AM

Data in this report are provisional and subject to change.

The numbers in the table below represent the number of Florida and non-Florida residents for whom test results were received by the Department of Health. A person can be tested by more than one laboratory and can have both positive and negative results. **Therefore, the sum of the numbers in each column will be larger than the total number of people tested.**

Reporting lab	Inconclusive	Negative	Positive	Percent positive	Total
X-GENE MOLECULAR LABS		1	7	88%	8
BARTON PARKER OD PC		8			8
URGENT CARE OF LONGWOOD		1	7	88%	8
DEPARTMENT OF HEALTH- CITRUS COUNTY		1	7	88%	8
MEDEXPRESS URGENT CARE, BUTLER		5	3	38%	8
DOCTOR'S IN HOUSE LAB			8	100%	8
WILLIAMSBURGH CHAI CARE		7	1	13%	8
NORTHEAST PEDIATRICS			8	100%	8
MINUTECLINIC DIAGNOSTIC OF VIRGINIA, LLC #255		8			8
NEOGENOMICS LABORATORIES, INC		8			8
CLEARWATER PEDIATRIC CARE		1	7	88%	8
WHITE SANDS OUTPATIENT SERVICES (WSOP SERVICES LLC		8			8
MINUTECLINIC, LLC #03268		7	1	13%	8
MEDEXPRESS URGENT CARE - TARENTUM		6	2	25%	8
OSWEGO HOSPITAL LABORATORY		7	1	13%	8
BETTER AT HOME		8			8
VERMONT DEPARTMENT OF HEALTH		1	7	88%	8
WILDLIGHT LAB			7	100%	7
MINUTECLINIC LLC #4449		6	1	14%	7
CVS OH3458POCT BEAVERCREEK		7			7
MEDEXPRESS URGENT CARE - HOT SPRINGS		7			7
HEARTLAND PEDIATRICS OF LAKE PLACID			7	100%	7
MINUTE-CLINIC DIAGNOSTIC OF VIRGINIA,		7			7
NORTHERN DUTCHESS HOSPITAL LABORATORY		5	2	29%	7
KEYSTONE PLACE AT NAPLES PRESERVE		4	3	43%	7
PEDIATRICS OF CENTRAL FLORIDA		5	2	29%	7
MEDEXPRESS URGENT CARE - BLUEFIELD		6	1	14%	7
WEXFORD HEALTH SOURCES INC		7			7
NOVANT HEALTH INPATIENT CARE		2	5	71%	7
YAZJI PEDIATRIC CARE LLC DBA TUKA PEDIATRICS			7	100%	7
BALTIMORE CITY HEALTH DEPT COMMUNICABLE DISEASES AND EPIDEMIOLOGY			7	100%	7
TRUE HEALTH DIAGNOSTICS		1	6	86%	7
ECLRS		2	5	71%	7
PALATKA VA CBOC		6	1	14%	7
MEDEXPRESS URGENT CARE PORT HURON		6	1	14%	7
CHIEFLAND MEDICAL CENTER		1	6	86%	7
PANCARE HEALTH - HOSFORD SCHOOL			7	100%	7
CVS M08556POCT KANSAS CITY		6	1	14%	7
MINUTE CLINIC DIAGNOSTIC OF VIRGINIA, LLC #1905		7			7
PERSONAL PHYSICIAN CARE PA			7	100%	7
FHMG_FM AND IM AVALON PARK		2	5	71%	7
MIAMI BEACH COMMUNITY HEALTH CENTER INC			7	100%	7
ST. LUCIE COUNTY HEALTH DEPARTMENT		5	2	29%	7
CVS PHARMACY #8800		5	2	29%	7
MINUTECLINIC MINUTECLINIC #8505		5	2	29%	7
GRACE REHABILITATION CENTER OF VERO BEACH		4	3	43%	7

COVID-19: testing by laboratory

Data through Apr 8, 2021 verified as of Apr 9, 2021 at 09:25 AM

Data in this report are provisional and subject to change.

The numbers in the table below represent the number of Florida and non-Florida residents for whom test results were received by the Department of Health. A person can be tested by more than one laboratory and can have both positive and negative results. **Therefore, the sum of the numbers in each column will be larger than the total number of people tested.**

Reporting lab	Inconclusive	Negative	Positive	Percent positive	Total
MINUTECLINIC MINUTECLINIC #4977		4	3	43%	7
HEALTH CARE LABORATORY SERVICES		1	6	86%	7
DOTHAN WEST FAMILY MEDICINE		5	2	29%	7
GULF COAST PEDIATRICS OF SARASOTA PA		1	6	86%	7
MEDEXPRESS URGENT CARE-DUBOIS		7			7
MINUTECLINIC, DIAGNOSTIC OF TEXAS, LL		6	1	14%	7
HARMONIOUS HOME HEALTH, LLC		7			7
CVS NM8918POCT ALBUQUERQUE		7			7
LYNMOORE,THE		7			7
FRESENIUS KIDNEY CARE DUNEDIN			7	100%	7
ADVENT HEALTH APOPKA		3	4	57%	7
SAVANNAH STATE UNIVERSITY, COUNSELING		7			7
FLORIDA SCHOOL FOR THE DEAF AND THE BLIND			7	100%	7
Ocoee Health Care Center		7			7
MINUTE CLINIC LLC #4017		7			7
GENTRY PARK ORLANDO ASSISTED LIVING		6	1	14%	7
MEDEXPRESS URGENT CARE - STATE COLLEGE		5	2	29%	7
CLAY PRIMARY & FAMILY CARE LLC			7	100%	7
FAMILY MEDICINE MEDICAL DRIVE		7			7
QHG OF ENTERPRISE INC (DBA MEDICAL CTR		7			7
MINUTE CLINIC LLC #0169		5	2	29%	7
ABBEY MANOR RETIREMENT RESIDENCE INC		7			7
JUPITER ISLAND PUBLIC SAFETY		5	2	29%	7
CVS GA2841POCT LAWRENCEVILLE		7			7
DIAGNOSTIC & MEDICAL SPECIALISTS OF GREENWICH		5	2	29%	7
Baptist Village Retirement Communities		7			7
CVS NY549POCT RIDGEWOOD		4	3	43%	7
Lenox on the Lake			7	100%	7
WATAUGA MEDICAL CENTER		4	3	43%	7
MINUTE CLINIC DIAGNOSTIC OF PENNSYLVANIA		7			7
MINUTECLINIC DIAG OF IND LLC #6998		6	1	14%	7
COMPREHENSIVE CLINICAL RESEARCH, LLC			7	100%	7
KENDALL REGIONAL MEDICAL CNTR			7	100%	7
QUE		4	3	43%	7
WEST DADE PEDIATRICS			7	100%	7
EL PARAISO HOME INC		7			7
BOCA BIOLISTICS LLC			7	100%	7
MINUTECLINIC DIAGNOSTIC OF OHIO #3407		6	1	14%	7
PANCARE HEALTH - KATE SMITH ELEMENTARY		1	6	86%	7
BIRMINGHAM VAMC		3	4	57%	7
COMMUNITY MEDICAL AND DENTAL CARE INC		7			7
ST JOSEPHS HOSP OF ATLANTA/CLINIC LAB		6	1	14%	7
FLORIDA DIGESTIVE AND LIVER SPECIALIST		7			7
MINUTECLINIC, LLC #03965		7			7
MERCY HEALTH—MUSKEGON		6	1	14%	7
LAWTON CHILES HEALTH CENTER		1	6	86%	7

COVID-19: testing by laboratory

Data through Apr 8, 2021 verified as of Apr 9, 2021 at 09:25 AM

Data in this report are provisional and subject to change.

The numbers in the table below represent the number of Florida and non-Florida residents for whom test results were received by the Department of Health. A person can be tested by more than one laboratory and can have both positive and negative results. **Therefore, the sum of the numbers in each column will be larger than the total number of people tested.**

Reporting lab	Inconclusive	Negative	Positive	Percent positive	Total
MEDEXPRESS URGENT CARE - MT LEBANON		5	2	29%	7
GLEN FALLS HOSPITAL DEPARTMENT OF PATHOLOGY		6	1	14%	7
MEDEXPRESS URGENT CARE - STAUNTON		3	4	57%	7
SCHOOL OF PHARMACY AND PHARMACEUTICAL		7			7
PROVIDENCE LABORATORY SERVICES		7			7
RANDOLPH DIABETES AND WELLNESS		6	1	14%	7
MEDEXPRESS URGENT CARE-PETERS TWP		6	1	14%	7
PENINSULA CARE AND REHABILITATION CENTER			7	100%	7
NYU WINTHROP HOSPITAL PATHOLOGY		7			7
EMBRY-RIDDLE AERONAUTICAL UNIVERSITY HEALTH			7	100%	7
MEDEXPRESS URGENT CARE MORGANTOWN		7			7
COMPASSION PEDIATRICS		3	4	57%	7
VERO DIAGNOSTICS		7			7
DOCTOR'S IN-HOUSE LAB/COMMUNITY HEALTH CENTERS OF PINELLAS -PINELLAS P			7	100%	7
MEDEXPRESS URGENT CARE - GLENDALE		7			7
EASTERN FLORIDA STATE COLLEGE - PALM BAY CAMPUS			7	100%	7
MINUTECLINIC #788		7			7
FLORIDA HOSPITAL APOPKA		6	1	14%	7
MEDEXPRESS URGENT CARE-NESHANNOCK TWP		6	1	14%	7
RIVER OAKS TREATMENT CENTER			7	100%	7
EP LTC PHARMACY		5	2	29%	7
MINUTE-CLINIC DIAGNOSTIC OF VIRGINIA, LLC #794		6	1	14%	7
INNOVATIVE GX LABORATORIES			7	100%	7
LONG ISLAND JEWISH FOREST HILLS HOSPITAL		7			7
CRESTWOOD MEDICAL CENTER		5	2	29%	7
SOUTH COM HEALTH CLINIC, DEPT. OF THE ARMY		7			7
ENTRUST IMMEDIATE CARE			7	100%	7
MINUTE CLINIC DIAGNOSTIC OF NORTH CAROLINA		7			7
CARESOUTH HHA HOLDINGS OF TALLAHASSEE LLC		7			7
MINUTECLINIC DIAGNOSTIC OF KANSAS PA		7			7
LIZS ADULT CARE		7			7
MINUTECLINIC DIAGNOSTIC OF NORTH CAROLINA PC #7054		5	2	29%	7
NEMOURS CHILDREN'S HOSPITAL			7	100%	7
MEDEXPRESS URGENT CARE, JOHNSTOWN		6	1	14%	7
OCALA FAMILY MEDICAL CENTER		7			7
DR. PHILLIPS MEDICAL WELLNESS CENTER		4	3	43%	7
LEVY COUNTY SHERIFF'S DEPT			7	100%	7
DELAWARE DEPARTMENT OF HEATH		6	1	14%	7
CVS PA4077POCT BELLE VERNON		7			7
Parkside Villa		7			7
KANSAS DEPARTMENT OF HEALTH		2	5	71%	7
NELSON BIOLOGICAL			7	100%	7
CVS NV9841POCT RENO		4	3	43%	7
CENTRAL JERSEY URGENT CARE		7			7
GALLUP INDIAN MEDICAL CENTER		7			7
CVS GA2147POCT KENNESAW		5	2	29%	7

COVID-19: testing by laboratory

Data through Apr 8, 2021 verified as of Apr 9, 2021 at 09:25 AM

Data in this report are provisional and subject to change.

The numbers in the table below represent the number of Florida and non-Florida residents for whom test results were received by the Department of Health. A person can be tested by more than one laboratory and can have both positive and negative results. **Therefore, the sum of the numbers in each column will be larger than the total number of people tested.**

Reporting lab	Inconclusive	Negative	Positive	Percent positive	Total
PEDIATRICS URGENT CARE, LLC			7	100%	7
LEE COUNTY HEALTH DEPARTMENT		4	3	43%	7
WOMENS CARE FLORIDA LLC		5	2	29%	7
BROOKDALE LAKE ORIENTA			7	100%	7
ALBANY MEDICAL CENTER		6	1	14%	7
SOUTHEAST GEORGIA HEALTH SYSTEM, INC D		7			7
CVS IL8747POCT CHICAGO		7			7
CVS NC7057POCT SHELBY		5	2	29%	7
CVS MINUTE CLINIC DIAG OF IND LLC #5206		6	1	14%	7
CVS GA7064POCT STOCKBRIDGE		7			7
NORTH FLORIDA MEDICAL CENTERS INC		1	6	86%	7
VICTORIAN MANOR		2	5	71%	7
WYOMING COUNTY COMMUNITY HOSPITAL LABORATORY		7			7
LONGWOOD FAMILY MEDICINE		1	6	86%	7
ACM MEDICAL LABORATORY ALLIANCE		5	2	29%	7
MINUTECLINIC, LLC #1796		6	1	14%	7
GRACE WELLNESS CENTER LLC		6	1	14%	7
CVS NJ836POCT RUNNEMEDE		7			7
FRESENIUS KIDNEY CARE FORT WALTON BEACH			7	100%	7
GMR EVENT SERVICES LLC DBA CROWDRX		7			7
CVS OH3080POCT HUBER HEIGHTS		6	1	14%	7
IRL MARKET LAB			7	100%	7
FLORIDA CANCER SPECIALISTS & RESEARCH INSTITUTE		6	1	14%	7
MANATEE PEDIATRICS			7	100%	7
MINUTECLINIC DIAG OF IND LLC #8651		6	1	14%	7
CVS PA2582POCT SPRINGFIELD		5	2	29%	7
HOLY GARDEN ALF, INC.		7			7
CARENOW URGENT CARE-SOUTHLAKE			7	100%	7
NASSAU UNIVERSITY MEDICAL CENTER DEPT		6	1	14%	7
RELIANCE MEDICAL CENTER		5	2	29%	7
DALLAS COUNTY HEALTH AND HUMAN SERVICES			7	100%	7
TESTD			7	100%	7
SUPERIOR RESIDENCES AT CALA HILLS		7			7
PENN MEDICINE PRINCETON MEDICAL CENTER		6	1	14%	7
LEPE'S HOUSE			7	100%	7
PALM GARDEN OF SUN CITY			7	100%	7
Rutgers Health Rwj University Hospital - Laboratory		4	3	43%	7
SARASOTA MEDICAL CENTER			7	100%	7
COMPLETE FAMILY CARE, LLC/UNIVERSITY OF SAINT MARY		7			7
DOCTORS CLINICAL LABORATORY, INC		5	2	29%	7
MAXHEALTH		5	2	29%	7
DASCENA LABORATORY			7	100%	7
MINUTECLINIC DIAGNOSTIC OF RHODE ISLAN		7			7
FLORIDA HOSPITAL KISSIMMEE		4	3	43%	7
GUIDANCE / CARE CENTER, INC		7			7
BRADENTON PHYSICIANS MEDICAL CENTER			7	100%	7

COVID-19: testing by laboratory

Data through Apr 8, 2021 verified as of Apr 9, 2021 at 09:25 AM

Data in this report are provisional and subject to change.

The numbers in the table below represent the number of Florida and non-Florida residents for whom test results were received by the Department of Health. A person can be tested by more than one laboratory and can have both positive and negative results. **Therefore, the sum of the numbers in each column will be larger than the total number of people tested.**

Reporting lab	Inconclusive	Negative	Positive	Percent positive	Total
CVS TX4397POCT CYPRESS		7			7
PARTNERS PHARMACY OF FLORIDA LLC		7			7
FIRST PHYSICIANS GROUP - LORRAINE CORNERS		7			7
LAKE PEDIATRICS			7	100%	7
CARENOW URGENT CARE-MADISON		7			7
Thermopolis Rehabilitation Wellness		7			7
TERRACINA LLC		1	6	86%	7
LOUISIANA DEPT OF HEALTH			7	100%	7
AVON PARK PEDIATRICS			7	100%	7
OPTUM PRIMARY CARE - FOUNTAIN OAKS		3	4	57%	7
BOONE DRUG & HEALTHCARE AT DEERFIELD			6	100%	6
LOS ALAMOS NATIONAL LABORATORY		6			6
CAMELLIA AT DEERWOOD		2	4	67%	6
CONCENTRA			6	100%	6
CVS SC2736POCT MURRELLS INLET		5	1	17%	6
VIERA PEDIATRICS		1	5	83%	6
COMPUNET CLINICAL LAB			6	100%	6
QUICK CARE MED WALK IN AND URGENT CARE			6	100%	6
MINUTECLINIC LLC #5176		3	3	50%	6
MARSHALL MEDICAL CENTER SOUTH LAB		5	1	17%	6
CARESOUTH HHA HOLDINGS OF THE BAY AREA LLC		6			6
CAPE CORAL URGENT CARE		3	3	50%	6
CVS CA9721POCT ARCADIA		6			6
CVS PA813POCT RICHBORO		6			6
SV DIAGNOSTIC LAB			6	100%	6
CVS TX8322POCT AUSTIN		6			6
WAKEMED		1	5	83%	6
WG WINDSOR WOODS SH LLC		6			6
CENTRAL FLORIDA PRIMARY CARE			6	100%	6
CVS TX2263POCT SAN ANTONIO		6			6
PENN NURSING CENTER		6			6
PROGRESS PHARMACY INC		1	5	83%	6
LRHS Southeastern University		4	2	33%	6
PREMIER FAMILY HEALTH PA			6	100%	6
CVS MA957POCT WEST SPRINGFIELD		6			6
FLEET LANDING			6	100%	6
MOULTRIE CREEK NURSING AND REHAB			6	100%	6
TRANSPLANT GENOMICS INC (EUROFINS)		6			6
CENTREX CLINICAL LABS INC		6			6
ST CHARLES BEND LABORATORY		5	1	17%	6
MEDI PARTNERS OF S FLORIDA LLC		6			6
CVS SC5550POCT CLOVER		5	1	17%	6
AHMG LAKE NONA PRIMARY CARE		6			6
Northwell Lab		2	4	67%	6
PHYSICIANS FOR CHILDREN			6	100%	6
COVID RAPID LABS		1	5	83%	6

COVID-19: testing by laboratory

Data through Apr 8, 2021 verified as of Apr 9, 2021 at 09:25 AM

Data in this report are provisional and subject to change.

The numbers in the table below represent the number of Florida and non-Florida residents for whom test results were received by the Department of Health. A person can be tested by more than one laboratory and can have both positive and negative results. **Therefore, the sum of the numbers in each column will be larger than the total number of people tested.**

Reporting lab	Inconclusive	Negative	Positive	Percent positive	Total
FYZAMEDICAL, LLC		6			6
FLORIDA DEPARTMENT OF HEALTH SEMINOLE COUNTY		1	5	83%	6
FHPG_EXP CARE PALM HARBOR			6	100%	6
FIRST COAST CARDIOVASCULAR INSTITUTE PA			6	100%	6
MEDEXPRESS URGENT CARE-MUNCIE		6			6
MEDEXPRESS URGENT CARE - LEDGEWOOD		5	1	17%	6
FAMILY CARE MEDICAL CENTER			6	100%	6
COMPASSION PEDIATRIC URGENT CARE LLC		2	4	67%	6
CAPITAL HEALTH PLAN LABORATORIES			6	100%	6
MARCO ISLAND MEDICAL CENTER			6	100%	6
FLORIDA MEDICAL SPECIALISTS		2	4	67%	6
NEUROSCIENCE AND SPINE ASSOCIATES, PL		5	1	17%	6
HELIX MEDICAL CENTERS		1	5	83%	6
ARLINGTON OF NAPLES		6			6
MINUTE CLINIC DIAGNOSTIC MED GRP		5	1	17%	6
CVS NATIONAL HARBOR MD2297714CV		6			6
ADVANCED URGENT CARE OF MARATHON		1	5	83%	6
MEDEXPRESS URGENT CARE - RICHMOND, NINE MILE RD		5	1	17%	6
LISTENING DOCTOR PLLC, THE		1	5	83%	6
NONA PEDIATRIC CENTER		1	5	83%	6
CVS TN4624POCT KNOXVILLE		5	1	17%	6
MD NOW MEDICAL CENTER			6	100%	6
PANCARE HEALTH - ALTHA PUBLIC			6	100%	6
MINUTECLINIC, LLC #09202		5	1	17%	6
RIVER CITY PRIMARY AND URGENT CARE			6	100%	6
CVS MINUTE CLINIC DIAGNOSTIC OF TEXAS		5	1	17%	6
LPG COCONUT POINT - FAMILY/ INTERNAL MEDICINE		6			6
DIXIE COUNTY EMERGENCY SERVICES			6	100%	6
AARK LABORATORY		6			6
CVS OH6123POCT CINCINNATI		4	2	33%	6
MINUTE CLINIC LLC #1909		6			6
CVS MA6505POCT NEWTON		6			6
COVID TESTING LLC			6	100%	6
BROWARD COUNTY HEALTH DEPT.			6	100%	6
PHYSICIANS URGENT CARE BERRY FARMS		4	2	33%	6
BETHESDA COMMUNITY HEALTH CENTER			6	100%	6
SOUTHERN OCEAN MEDICAL CENTER		6			6
MINUTECLINIC DIAGNOSTICS OF IND LLC		3	3	50%	6
MINUTECLINIC LLC #5041		2	4	67%	6
SKR MEDICAL ADVISORS		6			6
FLORIDA DEPARTMENT OF HEALTH IN MIAMI DADE COUNTY		5	1	17%	6
URGENT CARE HOUSECALLS PA		5	1	17%	6
NU WAVE MEDICAL CENTER			6	100%	6
CALIFORNIA DEPARTMENT OF PUBLIC HEALTH		1	5	83%	6
Robert Wood Johnson University Hospital		5	1	17%	6
ADVENTHEALTH MEDICAL GROUP INTERNAL MEDICINE AT		2	4	67%	6

COVID-19: testing by laboratory

Data through Apr 8, 2021 verified as of Apr 9, 2021 at 09:25 AM

Data in this report are provisional and subject to change.

The numbers in the table below represent the number of Florida and non-Florida residents for whom test results were received by the Department of Health. A person can be tested by more than one laboratory and can have both positive and negative results. **Therefore, the sum of the numbers in each column will be larger than the total number of people tested.**

Reporting lab	Inconclusive	Negative	Positive	Percent positive	Total
DANIEL M LIBBY MD PLLC		6			6
Oakwood - North Baldwins Center for Living		6			6
ELITE MD GROUP INC		2	4	67%	6
THE PALMS REHABILITATION AND HEALTHCARE CENTER		5	1	17%	6
CVS NC2313POCT RALEIGH		5	1	17%	6
NORTHSIDE HOSPITAL DULUTH		5	1	17%	6
MIAMI RESCUE MISSION CLINIC INC			6	100%	6
FAMILY TREE PRIMARY CARE		5	1	17%	6
MINUTECLINIC MINUTECLINIC #921		6			6
NEMOURS CHILDREN'S URGEN CARE			6	100%	6
TULLAHOMA HMA, LLC		5	1	17%	6
UNILAB OF DADE INC			6	100%	6
ALL4KIDZ PEDIATRICS LLC		3	3	50%	6
BROWARD TRANSITIONAL CENTER			6	100%	6
MINUTECLINIC DIAGNOSTIC OF OHIO #4401		6			6
Madison Health & Rehabilitation		6			6
URGENT TEAM - MUSCLE SHOALS		6			6
SCOTTS PHARMACY		5	1	17%	6
HUNTERS CREEK PEDIATRICS		6			6
DEPARTMENT OF HEALTH AND HUMAN SERVICES STATE OF NEW HAMPSHIRE			6	100%	6
MERCY COLLEGE HEALTH OFFICE		6			6
FLORIDA PREMIER MEDICAL CARE PA			6	100%	6
BETH ISRAEL DEACONESS MEDICAL CENTER			6	100%	6
CVS NJ2815POCT E BRUNSWICK		4	2	33%	6
STATEN ISLAND CHAI CARE		5	1	17%	6
MEDICAL CENTER AT OCEAN REEF		1	5	83%	6
CVS GA2236POCT WOODSTOCK		6			6
HOLLY HILL HOME INFUSION SERVICE		5	1	17%	6
UT MEMPHIS UNIVERSITY HEALTH SERVICES			6	100%	6
PUBLIC HEALTH LAB		6			6
CAREWELL 301 - WARWICK			6	100%	6
JACKSONVILLE PEDIATRICS			6	100%	6
Kennedy University Hospital		5	1	17%	6
TEXAS MEDCLINIC			6	100%	6
LAKEVIEW TERRACE HOME HEALTH SERVICES LLC			6	100%	6
INTERNAL MEDICINE LIPID AND WELNNES PRACTICE			6	100%	6
CVS HEALTH, #1994		4	2	33%	6
CVS MD2956POCT NEW MARKET		5	1	17%	6
CVS IN6654POCT INDIANAPOLIS		5	1	17%	6
MEDEXPRESS URGENT CARE - HUNTINGTON WE		6			6
TAMIAMI LAB MILLENIUM			6	100%	6
PRESBYTERIAN HOME		6			6
BOCA VIPEDIATRICS			6	100%	6
CVS NC6402POCT DAVIDSON		4	2	33%	6
PR HEALTH		1	5	83%	6
OCALA REGIONAL KIDNEY CENTER EAST		2	4	67%	6

COVID-19: testing by laboratory

Data through Apr 8, 2021 verified as of Apr 9, 2021 at 09:25 AM

Data in this report are provisional and subject to change.

The numbers in the table below represent the number of Florida and non-Florida residents for whom test results were received by the Department of Health. A person can be tested by more than one laboratory and can have both positive and negative results. **Therefore, the sum of the numbers in each column will be larger than the total number of people tested.**

Reporting lab	Inconclusive	Negative	Positive	Percent positive	Total
MEDEXPRESS URGENT CARE - PRINCETON		5	1	17%	6
NORTHSIDE GWINNETT HOSPITAL		5	1	17%	6
HELIX KH UC		1	5	83%	6
CVS TX1104POCT ALLEN		6			6
MCR HEALTH LAWTON CHILES ADMINISTRATION STE A		1	5	83%	6
FLORIDA DEPARTMENT OF HEALTH IN SARASOTA COUNTY		5	1	17%	6
CUMBERLAND HEIGHTS		6			6
CLINICAL CARE ASSOCIATES			6	100%	6
CVS MI8049POCT WATERFORD		5	1	17%	6
NORTH FLORIDA PEDIATRICS JASPER			6	100%	6
MEDEXPRESS URGENT CARE - WEIRTON		6			6
MEDEXPRESS URGENT CARE-PITTSFIELD		6			6
BAYSHORE POINTE NURSING AND REHAB CENTER			6	100%	6
URGENT TEAM - HUNTSVILLE		5	1	17%	6
CVS GA3766POCT DACULA		4	2	33%	6
SOUTHEASTERN DERMATOLOGY GROUP PA		5	1	17%	6
GENESIS FAMILY PRACTICE		3	3	50%	6
UNILAB		2	4	67%	6
GAINESVILLE PEDIATRIC ASSOCIATES		1	5	83%	6
LEWIS COUNTY MANOR		6			6
MINUTECLINIC DIAGNOSTIC OF KENTUCKY		6			6
XPRESS URGENT CARE LLC		6			6
UT SOUTHWESTERN MEDICAL CENTER			6	100%	6
REDMED OF CROSSTOWN		3	3	50%	6
THE CLINIC PREMISE HEALTH			6	100%	6
MINUTECLINIC DIAGNOSTIC OF SC, LLC #7		4	2	33%	6
MINUTE CLINIC DIAGNOSTIC OF VIRGINIA, LLC #7543		6			6
CDRX INFUSION			6	100%	6
MEDEXPRESS URGENT CARE SHADYSIDE		5	1	17%	6
CVS NC5532POCT SUMMERFIELD		6			6
ENIGMA DIAGNOSTIC, INC.			6	100%	6
MINUTECLINIC DIAGNOSTIC OF TN PC #442		4	2	33%	6
CITIZENS BAPTIST MEDICAL CENTERS LAB		5	1	17%	6
AMERICAN HEALTH ASSOC. LABORATORY SOUTH		4	2	33%	6
DISCOVERY VILLAGE AT DEERWOOD			6	100%	6
CVS PA5241POCT CHALFONT		6			6
ALLEGRO FLEMING ISLAND		1	5	83%	6
ANTHONY-BROWN PHARMACY		6			6
Contrastate Medical Center		5	1	17%	6
WALGREENS #04569		5	1	17%	6
TERENCE B MITCHELL MD, INC		2	4	67%	6
SHEEPSHEAD BAY URGENT CARE		6			6
ASCENSION ST VINCENT'S CLAY COUNTY			6	100%	6
AMERICAN EAGLE LEESBURG AL LLC DBA VISTA LAKE			6	100%	6
New York Harbor Harbor HCS - Brooklyn Campus		6			6
BAYCARE ALLIANT HOSPITAL			6	100%	6

COVID-19: testing by laboratory

Data through Apr 8, 2021 verified as of Apr 9, 2021 at 09:25 AM

Data in this report are provisional and subject to change.

The numbers in the table below represent the number of Florida and non-Florida residents for whom test results were received by the Department of Health. A person can be tested by more than one laboratory and can have both positive and negative results. **Therefore, the sum of the numbers in each column will be larger than the total number of people tested.**

Reporting lab	Inconclusive	Negative	Positive	Percent positive	Total
Advanced Care Center			6	100%	6
FLORIDA HEALTHCARE OF ORLANDO		1	5	83%	6
IAN C BOYKIN MD		4	2	33%	6
CVS KY4779POCT LOUISVILLE		4	2	33%	6
LUMADOC HEALTH		4	2	33%	6
PATHGROUP LABS, LLC		4	2	33%	6
BROOKDALE CLERMONT			6	100%	6
CVS NV2928POCT LAS VEGAS		6			6
CHILDREN'S HOSPITAL OF PHILADELPHIA		5	1	17%	6
PALM HARBOR DERMATOLOGY		4	2	33%	6
MAXCARE CLINIC			6	100%	6
PLEASANTVILLE OF SEBASTIAN LLC			6	100%	6
ADVENTHEALTH CELEBRATION EMPLOYEE CLINIC		6			6
TREASURE COAST INFECTIOUS DISEASE CONSULTANTS		3	3	50%	6
THE WINDSOR OF OCALA		2	4	67%	6
EXPICARE NURSING AGENCY, INC		5	1	17%	6
MEDEXPRESS URGENT CARE - IRVING		6			6
JERSEY SHORE MEDICAL CENTER		6			6
TIMBER CREEK PEDIATRICS		6			6
ALL CHILDREN'S HOSPITAL DEPT OF GENERAL PEDIATRICS			6	100%	6
PROHEALTH MED		1	5	83%	6
CVS PA1296POCT DREXEL HILL		4	2	33%	6
PALMETTO HEALTH ALLIANCE		3	3	50%	6
GENTLE MEDICINE ASSOCIATES / DR. REGINE BATAILLE		6			6
MINUTECLINIC DIAGNOSTIC OF VIRGINIA, LLC #1656		6			6
BNR PHARMACY INC		6			6
CVS IN6713POCT BLOOMINGTON		6			6
FLORIDA WOMAN CARE LABORATORY			6	100%	6
CURATIVE CARE CENTER INC		1	5	83%	6
GUTHRIE MEDICAL GROUP LABORATORIES		6			6
MEDEXPRESS URGENT CARE - ELM GROVE		5	1	17%	6
ATLANTIC COMMUNITY HIGH SCHOOL		5	1	17%	6
HERNANDO PASCO HOSPICE INC		5	1	17%	6
MEDEXPRESS URGENT CARE-HERSHEY		5	1	17%	6
CIMA MEDICAL CENTER		5	1	17%	6
MEDEXPRESS URGENT CARE - HOLLINS		6			6
CVS PA1379POCT LANSDALE		5	1	17%	6
WIREGRASS MEDICAL CENTER			6	100%	6
JOSEF SCHENKER, MD, PC		6			6
MINUTE CLINIC DIAG OF IND LLC #8674		6			6
Kroger 673 - The Little Clinic Dallas		5	1	17%	6
MEDEXPRESS URGENT CARE - YORK		3	3	50%	6
MINUTECLINIC 7196		5	1	17%	6
IVY ROSEN MD PLLC		6			6
SAINT PETER'S UNIVERSITY HOSPITAL		6			6
CVS MA594POCT FALMOUTH		5	1	17%	6

COVID-19: testing by laboratory

Data through Apr 8, 2021 verified as of Apr 9, 2021 at 09:25 AM

Data in this report are provisional and subject to change.

The numbers in the table below represent the number of Florida and non-Florida residents for whom test results were received by the Department of Health. A person can be tested by more than one laboratory and can have both positive and negative results. **Therefore, the sum of the numbers in each column will be larger than the total number of people tested.**

Reporting lab	Inconclusive	Negative	Positive	Percent positive	Total
UW MEDICINE VIROLOGY LAB			5	100%	5
KEYSTONE REHABILITATION AND HEALTH CENTER		1	4	80%	5
CAREATC, INC.			5	100%	5
HILLSBOROUGH COUNTY HEALTH DEPARTMENT			5	100%	5
CHAMPLAIN VALLEY PHYSICIANS HOSPITAL		3	2	40%	5
MEDEXPRESS - WILMINGTON CONCORD PIKE		4	1	20%	5
TGH URGENT CARE - WESTCHASE			5	100%	5
ADVICE FOR OPTIMAL WELLNESS		2	3	60%	5
LIFEPLUS HEALTHCARE GROUP INC		5			5
LAFAYETTE NURSING AND REHAB			5	100%	5
PREMIER PEDIATRICS		1	4	80%	5
COMMONS AT ORLANDO LUTHERAN TOWERS SNF			5	100%	5
THE RETREAT AT PORT ORANGE			5	100%	5
WINCHESTER MEDICAL CENTER			5	100%	5
AMERICAN MEDICAL RESPONSE - DENVER		2	3	60%	5
PUTNAM HOSPITAL CENTER LABORATORY		5			5
MORGAN STANLEY HEALTH CENTER		5			5
MINUTE CLINIC, LLC #1434		5			5
CARENOW URGENT CARE - CENTRAL AUSTIN		1	4	80%	5
BAYSHORE LABORATORY		4	1	20%	5
EAST CENTRAL FLORIDA OUT PATIENT IMAGING			5	100%	5
CVS TX7821POCT LEAGUE CITY		5			5
CVS ME329POCT PORTLAND		5			5
CLINICAL CARE INC			5	100%	5
OHSU MOLECULAR MICROBIOLOGY LAB		4	1	20%	5
CLEVELAND CLINIC MARTIN HEALTH NURSING & RESTORATIVE		5			5
ALPHADERA LABS, LLC			5	100%	5
PINECREST PEDIATRICS GROUP LLC			5	100%	5
EASTCHESTER PEDIATRIC MEDICAL GROUP		5			5
MEDEXPRESS - COLLINSVILLE BELT LINE		3	2	40%	5
KAILOS GENETICS INC		3	2	40%	5
NOVANT HEALTH UVA		2	3	60%	5
REHABILITATION CENTER AT JUPITER GARDENS		5			5
MINUTECLINIC, LLC #7139		5			5
PEDIATRIC URGENT HEALTH CARE			5	100%	5
TRUSTBRIDGE			5	100%	5
KETTERING HEALTH			5	100%	5
MOUNT SINAI BROOKLYN LABORATORY		4	1	20%	5
QUINTON MEMORIAL HEALTH CARE CENTER		5			5
LABS PLUS LLC		5			5
SEASIDE MANOR			5	100%	5
URGENT CARE COASTAL GA			5	100%	5
BROWNE MEDICAL LLC		3	2	40%	5
OHIO DEPARTMENT OF HEALTH			5	100%	5
MEDEXPRESS URGENT CARE- COLUMBIA HEIGH		5			5
MINNESOTA DEPARTMENT OF HEALTH PUBLIC HEALTH LABORATORY DIVISION	1		4	80%	5

COVID-19: testing by laboratory

Data through Apr 8, 2021 verified as of Apr 9, 2021 at 09:25 AM

Data in this report are provisional and subject to change.

The numbers in the table below represent the number of Florida and non-Florida residents for whom test results were received by the Department of Health. A person can be tested by more than one laboratory and can have both positive and negative results. **Therefore, the sum of the numbers in each column will be larger than the total number of people tested.**

Reporting lab	Inconclusive	Negative	Positive	Percent positive	Total
ST BARNABAS HOSPITAL		5			5
Hiawatha Care Center		5			5
FINLAY		1	4	80%	5
LEHIGH REGIONAL MEDICAL CENTER LABORATORY		3	2	40%	5
BROOKDALE NEW PORT RICHEY			5	100%	5
CVS TX5877POCT PEARLAND		5			5
QUEST DIAGNOSTICS PSC		1	4	80%	5
OWL NOW URGENT CARE			5	100%	5
CFP PHYSICIANS GROUP			5	100%	5
EAST SIDE CLINICAL LABORATORY		4	1	20%	5
MANATEE COUNTY JAIL		4	1	20%	5
CVS MINUTE CLINIC DIAGNOSTIC MED GRP OF CAL		5			5
UCF STUDENT HEALTH SERVICES LABORATORY		2	3	60%	5
FLAGLER HEALTH SERVICES INC			5	100%	5
OPTUMCARE FLORIDA, LLC		3	2	40%	5
SIGNATURE URGENT CARE			5	100%	5
FRESENIUS KIDNEY CARE SOUTH ORLANDO			5	100%	5
CAREHERE LCS- EUSTIS			5	100%	5
FLORIDA DEPARTMENT OF HEALTH - INVERNESS		3	2	40%	5
CVS MA2172POCT NORTH GRAFTON		5			5
PEDIATRICS OF CENTRAL FLORIDA - POINCIANA		3	2	40%	5
FLORIDA CLINICAL LABORATORY - BIOREFERENCE LABORATORIES		2	3	60%	5
URGENT CARE OF ERWIN		5			5
CVS OH10893POCT PARMA		2	3	60%	5
MINUTECLINIC DIAGNOSTIC OF PENNSYLVANIA, LLD #1545		5			5
THE CLINIC OF PEDIATRICS & GI MEDICINE, INC			5	100%	5
MEDEXPRESS URGENT CARE - WILLIAMSPORT		4	1	20%	5
MEDICAL CENTER OF BLOUNTSTOWN			5	100%	5
MINUTECLINIC, LLC, DBA MINUTECLINIC #4		5			5
CVS OH2518POCT COLUMBUS		4	1	20%	5
MIZELL MEMORIAL HOSPITAL			5	100%	5
PREMIER MEDICAL LABORATORY	1	2	2	40%	5
OCCMED SOLUTIONS		2	3	60%	5
MEDEXPRESS URGENT CARE HUNTINGTON		5			5
MAINE DEPARTMENT OF HEALTH AND HUMAN SERVICES			5	100%	5
CLINICAL PATHOLOGY LABORATORIES			5	100%	5
NORTH SHORE HEMATOLOGY-ONCOLOGY ASSOCIATES, PC		5			5
PATIENT FIRST - LEESBURG			5	100%	5
INVESCLINIC US, LLC		5			5
BOROPARK URGENT CARE		4	1	20%	5
WOODHULL MEDICAL AND MENTAL HEALTH CTR		5			5
ELITE CARE			5	100%	5
DEPARTMENT OF HEALTH AND HUMAN SERVICES LANSING			5	100%	5
RHEA MEDICAL CENTER		5			5
THE LITTLE CLINIC			5	100%	5
NIBHA MEDIRATTA MD PL			5	100%	5

COVID-19: testing by laboratory

Data through Apr 8, 2021 verified as of Apr 9, 2021 at 09:25 AM

Data in this report are provisional and subject to change.

The numbers in the table below represent the number of Florida and non-Florida residents for whom test results were received by the Department of Health. A person can be tested by more than one laboratory and can have both positive and negative results. **Therefore, the sum of the numbers in each column will be larger than the total number of people tested.**

Reporting lab	Inconclusive	Negative	Positive	Percent positive	Total
FHPG FAMILY MEDICAL CENTER OF TAMPA BAY		1	4	80%	5
BIOTECH CLINICAL LABORATORY			5	100%	5
ADVENTHEALTH CAR CENTER APOPKA			5	100%	5
REGIONAL MEDICAL CENTER BAYONET POINT			5	100%	5
ST VINCENTS AMBULATORY CARE INC		3	2	40%	5
CVS NC3853POCT BURLINGTON		4	1	20%	5
THE DOCTORS CENTER HEALTHCARE-SOUTHSIDE		1	4	80%	5
GREENVILLE MEMORIAL HOSPITAL LAB			5	100%	5
AHC Decatur County		5			5
LIVING WATERS MEDICAL CENTER			5	100%	5
SUNSHINE STATE DIALYSIS			5	100%	5
DAVENPORT PEDIATRICS PA		1	4	80%	5
CVS NC2771POCT CLAYTON		4	1	20%	5
COPELAND MEDICAL CLINIC		3	2	40%	5
CELERION			5	100%	5
LPG PEDIATRICS AT CAPE CORAL		5			5
DIAGNOSTECHS		4	1	20%	5
JOE DIMAGGIO CHILDREN'S HOSPITAL		1	4	80%	5
CVS MA1852POCT MEDWAY		5			5
CVS AZ10150POCT PHOENIX		4	1	20%	5
LABCORP UNSPECIFIED		5			5
VEIL VALLEY MEDICAL CENTER			5	100%	5
Army Residence Community		5			5
ADVENTHEALTH MEDICALGROUP PEDIATRICS AT ORLANDO		5			5
ELDER ALTERNATIVES INC		3	2	40%	5
SOUTH BEND MEDICAL FOUNDATION			5	100%	5
ADVANCED PEDIATRICS OF BOCA LLC			5	100%	5
MEDEXPRESS URGENT CARE FOX CHAPEL		5			5
AEL KNOXVILLE			5	100%	5
MINUTECLINIC #2797		5			5
MERCY URGENT CARE			5	100%	5
MEDEXPRESS - NEW CASTLE, DUPONT HWY		4	1	20%	5
Hillspring of Springboro		5			5
MINUTECLINIC DIAGNOSTIC OF OHIO #6147		4	1	20%	5
CITRUS HEALTH NETWORK INC		2	3	60%	5
BAPTIST HOSPITAL EMPLOYEE HEALTH OFF			5	100%	5
ORLANDO HEALTH PHYSICIAN GROUP			5	100%	5
COLUMBIA MEMORIAL HOSPITAL LABORATORY		5			5
PARADIGM LABORATORIES			5	100%	5
PRL NYC PANDEMIC RESPONSE LAB			5	100%	5
SCIENCE CARE			5	100%	5
BAYCARE MEDICAL GROUP, INC		5			5
JACKSON SOUTH COMMUNITY HOSPITAL LAB			5	100%	5
MEDEXPRESS URGENT CARE - BECKLEY CROSS		4	1	20%	5
PIEDMONT HOSPITAL LAB			5	100%	5
Enterprise Health and Rehabilitation Center		5			5

COVID-19: testing by laboratory

Data through Apr 8, 2021 verified as of Apr 9, 2021 at 09:25 AM

Data in this report are provisional and subject to change.

The numbers in the table below represent the number of Florida and non-Florida residents for whom test results were received by the Department of Health. A person can be tested by more than one laboratory and can have both positive and negative results. **Therefore, the sum of the numbers in each column will be larger than the total number of people tested.**

Reporting lab	Inconclusive	Negative	Positive	Percent positive	Total
RIVERVIEW ALF OPERATOR LLC			5	100%	5
INFECTION CONTROL/ EMPHEALTH		3	2	40%	5
FLORIDA HOSPITAL LAKE MARY		5			5
MC DIAGNOSTIC OF CONNECTICUT, PC #114		5			5
WILSON PEDIATRICS			5	100%	5
XRL SXF REF LAB		5			5
SAFETY HARBOR SENIOR LIVING			5	100%	5
URGENT TEAM - NASHVILLE		5			5
MINUTECLINIC LLC # 3401		5			5
MINUTECLINIC # 21110		3	2	40%	5
Life Care Center of Estero			5	100%	5
EAST BANK HOSPITAL - UNIVERSITY OF MINNESOTA MEDICAL CENTER			5	100%	5
WALGREENS #04176		3	2	40%	5
Kroger 449 - The Little Clinic Mountain Park		4	1	20%	5
PRINCETON BMC LABORATORY		5			5
MEDEXPRESS URGENT CARE - MBURG COMMONS		5			5
CVS PA2688POCT COLLEGEVILLE		5			5
APOLLO GARDENS RETIREMENT RESIDENCE CARE		5			5
CVS IN3975POCT JEFFERSONVILLE		3	2	40%	5
QUATRACOR PLLC		5			5
SEACOAST PATHOLOGY PROFESSIONAL ASSOC		5			5
RUSH UNIVERSITY MEDICAL CENTER LABORATORY			5	100%	5
JOHN T MACKAY MD			5	100%	5
MINUTECLINIC, LLC #1452		5			5
Bon Secours Place		4	1	20%	5
SONATA VERO BEACH		5			5
MEDEXPRESS URGENT CARE LAVALLE		5			5
CYPRESS CREEK MEDICAL CENTER			5	100%	5
CVS CA9606POCT TEMECULA		5			5
UNIVERISTY OF MEMPHIS ATHLETIC TRAINI		5			5
RURAL HEALTH CARE INC			5	100%	5
ATLANTIC SURGERY CENTER OF JACKSONVILLE BEACH		5			5
PRECISION LABS LLC		2	3	60%	5
MID - FLORIDA PATHOLOGY LLC		1	4	80%	5
MINUTECLINIC DIAGNOSTIC OF OHIO #2964		5			5
NORTHWOOD UNIVERSITY-BENNETT SPORTS CENTER		5			5
TOXUSALABS DBA CONNECTDX LABS		4	1	20%	5
UPMC HEALTH SYSTEM		4	1	20%	5
STEBEN COUNTY PUBLIC HEALTH		5			5
MINUTECLINIC, LLC #07852		4	1	20%	5
SJH			5	100%	5
INNOVATIVE COVID-DIVERSEY			5	100%	5
CVS SC1540POCT MYRTLE BEACH		4	1	20%	5
Highland Pines Health and Rehab		5			5
BENEVA LAKES HEALTHCARE & REHAB CENTER			5	100%	5
URGENT MED INC		3	2	40%	5

COVID-19: testing by laboratory

Data through Apr 8, 2021 verified as of Apr 9, 2021 at 09:25 AM

Data in this report are provisional and subject to change.

The numbers in the table below represent the number of Florida and non-Florida residents for whom test results were received by the Department of Health. A person can be tested by more than one laboratory and can have both positive and negative results. **Therefore, the sum of the numbers in each column will be larger than the total number of people tested.**

Reporting lab	Inconclusive	Negative	Positive	Percent positive	Total
JUPITER ISLAND MEDICAL CLINIC INC		5			5
OMNICARE PHARMACY OF TEXAS 1, LP DBA OMNICARE		5			5
MEDEXPRESS URGENT CARE MURRYSVILLE		3	2	40%	5
DOCS URGENT CARE		1	4	80%	5
UNIVERSITY OF MIAMI / SCCC RESEARCH LABORATORY			5	100%	5
MINUTECLINIC DIAG OF IND LLC #6840		5			5
Walker Baptist Med Ctr		4	1	20%	5
MINUTECLINIC DIAG OF IND LLC #1138		4	1	20%	5
MASSASHUSETTS STATE LAB INSTITUTE		2	3	60%	5
CVS NJ862POCT MARLBORO		5			5
CVS IN8669POCT INDIANAPOLIS		4	1	20%	5
CENTRAL JERSEY URGENT CARE OF BROWN MI		5			5
NORTHERN MICHIGAN UNIVERSITY ATHLETICS		5			5
PELICAN LANDING		1	4	80%	5
ST JOHNS BIOMEDICAL LAB		5			5
MD ANDERSON CANCER CENTER DIBAY AREA			5	100%	5
BAYSIDE URGENT CARE CENTER INC			5	100%	5
CVS SC5479POCT INDIAN LAND		5			5
DICKSON MEDICAL ASSOCIATES PC PATH LAB		4	1	20%	5
MINUTECLINIC DIAG OF IND, LLC #8645		5			5
ABSOLUTE HEALTH		5			5
MCKENZIE-WILLAMETTE MEDICAL CENTER LAB		5			5
NORTH DADE NURSING AND REHABILITATION CENTER			5	100%	5
MILLER COUNTY HOSPITAL		5			5
ADVENT HEALTH - TUSKAWILLA		4	1	20%	5
MEDEXPRESS URGENT CARE - MOUNTAIN HOME		4	1	20%	5
PRINCIPLE HOSPICE SERVICE, LLC			5	100%	5
MINUTECLINIC MINUTECLINIC #3665		5			5
CVS MA1845POCT WILMINGTON		4	1	20%	5
MARTHA A PRICE MD PA		2	3	60%	5
ENT AND ALLERGY ASSOCIATES OF FLORIDA, LLC			5	100%	5
PM PEDIATRICS OF SELDEN		3	2	40%	5
INDIAN RIVER PRIMARY CARE PA		5			5
CVS PA10034POCT PITTSBURGH		5			5
LAKE COUNTY DETENTION CENTER		3	2	40%	5
RELIANT IMMUNE DIAGNOSTICS			5	100%	5
MIAMI CANCER INSTITUTE			5	100%	5
PRECISION DIAGNOSTICS INC - NJ		5			5
MIAMI MEDICAL CONSULTANT PA			5	100%	5
AUGUSTA HEALTH			5	100%	5
PM PEDIATRICS OF BAYSIDE PLLC		5			5
Kroger 099 - The Little Clinic Fort Collins		5			5
PHYSICIANS IMMEDIATE CARE ELGIN			5	100%	5
SOUTH FLORIDA FAMILY HEALTH & RESEARCH CTR			5	100%	5
UNIVERSITY OF CHICAGO MEDICAL CENTER LAB			5	100%	5
CVS IL8751POCT CHICAGO		5			5

COVID-19: testing by laboratory

Data through Apr 8, 2021 verified as of Apr 9, 2021 at 09:25 AM

Data in this report are provisional and subject to change.

The numbers in the table below represent the number of Florida and non-Florida residents for whom test results were received by the Department of Health. A person can be tested by more than one laboratory and can have both positive and negative results. **Therefore, the sum of the numbers in each column will be larger than the total number of people tested.**

Reporting lab	Inconclusive	Negative	Positive	Percent positive	Total
CHIEFLAND MEDICAL CENTER LLC			5	100%	5
MEDEXPRESS URGENT CARE - FREDERICK		5			5
BAPTIST HEALTH - TOWN CENTER			5	100%	5
NORTHPORT MEDICAL CENTER LAB		5			5
CVS NC3803POCT MOORESVILLE		5			5
HEALTHCARE NETWORK OF SOUTHWEST FLORIDA			5	100%	5
HAWTHORNE HEALTH AND REHABILITATION			5	100%	5
WHITE WILSON MEDICAL CENTER - FWB		1	4	80%	5
HENDRY/GLADES COUNTY HEALTH DEPARTMENT		4	1	20%	5
FRANCES WARDE MEDICAL LABORATORY		2	3	60%	5
DISCOVERY VILLAGE AT STUART		2	3	60%	5
INTERNAL MEDICINE & PRIMARY CARE ASSOCIATES, PLC			5	100%	5
REELFOOT FAMILY WALK IN CLINIC		4	1	20%	5
THONOTOSASSA COMMUNITY HEALTH CENTER		1	4	80%	5
FLORIDA PRIMARY & SPECIALTY CARE		5			5
SANTOS REHABILITATION CENTER INC			5	100%	5
MINUTECLINIC DIAG OF IND, LLC #6553		5			5
CVS TN7698POCT KNOXVILLE		5			5
AHF PUBLIC HEALTH LABORATORY			5	100%	5
MY WELLNESS EXPRESS			5	100%	5
CARL R DARNALL ARMY MEDICAL CENTER			5	100%	5
VILLAGES HEALTH, THE		4	1	20%	5
CULVER-STOCKTON COLLEGE		5			5
FLORIDA PRIMARY CARE AND SPORTS MEDICINE INC		2	3	60%	5
OURMED		4	1	20%	5
CVS MD1515POCT LEONARDTOWN		4	1	20%	5
LEE COMMUNITY HEALTHCARE INC DUNBAR		5			5
QUALITY MEDICAL CARE			5	100%	5
SUTTER TRACY COMMUNITY HOSPITAL			5	100%	5
BEACH HOUSE		5			5
CVS TX10140POCT THE WOODLANDS		5			5
ALLIANCE FOR MULTISPECIALTY RESEARCH		5			5
EGL GENETICS DIAGNOSTICS			5	100%	5
WATERTOWN URGENT CARE PLLC		5			5
FORSYTH HOUSE			5	100%	5
CVS MA1095POCT AMHERST		4	1	20%	5
COOPER HOSPITAL/UNIVERSITY MEDICAL		5			5
MEDEXPRESS URGENT CARE - LOGAN		5			5
MD NOW MEDICAL CENTER INC			5	100%	5
FRESENIUS MEDICAL CARE			5	100%	5
LAKE BUTLER HOSPITAL		5			5
FOUNDCARE, INC			5	100%	5
ALL 4 KIDZ PEDIATRICS		3	2	40%	5
CAPE COD HOSPITAL			5	100%	5
PAUL GRECO MD CONCIERGE MEDICAL SERVICES PL		5			5
HENDRY REGIONAL CONVENIENT CARE CENTER			5	100%	5

COVID-19: testing by laboratory

Data through Apr 8, 2021 verified as of Apr 9, 2021 at 09:25 AM

Data in this report are provisional and subject to change.

The numbers in the table below represent the number of Florida and non-Florida residents for whom test results were received by the Department of Health. A person can be tested by more than one laboratory and can have both positive and negative results. **Therefore, the sum of the numbers in each column will be larger than the total number of people tested.**

Reporting lab	Inconclusive	Negative	Positive	Percent positive	Total
MEASE CONTINUING CARE		3	2	40%	5
CVS NV408817POCT LAS VEGAS		1	4	80%	5
DIAMOND SPEEDWAY DIALYSIS		1	4	80%	5
FAMILY TREE DNA			5	100%	5
LAKEVIEW HEALTHCARE SYSTEM LLC			5	100%	5
UF HEALTH PATHOLOGY LABORATORIES			5	100%	5
NHC HealthCare Anniston		5			5
ELITE MEDICAL CENTER		1	4	80%	5
TANNER MEDICAL CENTER EAST AL		5			5
Lake Mary Health and Rehabilitation Center		1	4	80%	5
MINUTECLINIC DIAGNOSTIC OF SC, LLC #4		5			5
INDIANA STATE DEPARTMENT OF HEALTH LABORATORIES			5	100%	5
INVERNESS FAMILY CARE HIGH RISK PLLC			5	100%	5
PEDIATRICS OF ALTAMONTE		5			5
CVS MA447POCT NORTHAMPTON		3	2	40%	5
WEST PACIFIC MEDICAL LABORATORY			5	100%	5
TALLAHASSEE MEMORIAL HEALTHCARE			5	100%	5
GULF COAST VETERANS HCS PANAMA CITY OPC		5			5
ARKANSAS DEPARTMENT OF HEALTH			5	100%	5
MEDICAL UNIVERSITY SC HOSPITAL			5	100%	5
LAKE NONA PEDIATRICS IN ASSOCIATION WITH NEMOURS		5			5
RIO PINAR HEALTH CARE			5	100%	5
GENTLE HANDS MOBILE PHLEBOTOMY			5	100%	5
FIFTH AVENUE PEDIATRICS		3	2	40%	5
OCHSNER MEDICAL CENTER			5	100%	5
MINUTECLINIC, LLC #1431		4	1	20%	5
WESTMINSTER SHORES			5	100%	5
THE UNIVERSITY OF VERMONT MEDICAL CENTER		4	1	20%	5
CELEBRATION PEDIATRICS PA			5	100%	5
MINUTECLINIC DIAG OF IND, LLC #6910		5			5
BLUETAIL MEDICAL GROUP, LLC		4	1	20%	5
ARC POINT LABS OF AUSTIN NORTH			5	100%	5
MEDEXPRESS URGENT CARE- FORT WORTH N T		4			4
MALABAR FAMILY PRACTICE		1	3	75%	4
GERALD CHAMPION REGIONAL MEDICAL CENTE		4			4
MINUTECLINIC DIAGNOSTIC OF OHIO #5060		4			4
UF HEALTH PATHOLOGY LABORATORIES			4	100%	4
CARE ONE PRIMARY CARE			4	100%	4
BAPTIST HEALTH MEDICAL CENTER			4	100%	4
MED EXPRESS URGENT CARE PC - MARYLAND		3	1	25%	4
PALM BEACH CANCER INSTITUTE			4	100%	4
GO PATH LABORATORIES			4	100%	4
CVS PA258POCT MCKEES ROCKS		4			4
Lakeside Oaks Care Center			4	100%	4
PANCARE HEALTH - PONCE DE LEON			4	100%	4
HAVEN CUSTEAD CARE CENTER		1	3	75%	4

COVID-19: testing by laboratory

Data through Apr 8, 2021 verified as of Apr 9, 2021 at 09:25 AM

Data in this report are provisional and subject to change.

The numbers in the table below represent the number of Florida and non-Florida residents for whom test results were received by the Department of Health. A person can be tested by more than one laboratory and can have both positive and negative results. **Therefore, the sum of the numbers in each column will be larger than the total number of people tested.**

Reporting lab	Inconclusive	Negative	Positive	Percent positive	Total
MINUTECLINIC DIAG OF IND, LLC #6472		4			4
CELEBRATION PEDIATRICS			4	100%	4
ST LUCIE COUNTY HEALTH DEPARTMENT		3	1	25%	4
MEDEXPRESS URGENT CARE - KOKOMO		4			4
MINUTECLINIC, LLC (CLINIC 10928)		4			4
HAMPTON ALF AT 24TH ROAD LLC			4	100%	4
LUVERNE HEALTH AND REHABILITATION		4			4
SIGNATURE CARE MONTROSE		2	2	50%	4
OVIEDO CHILDRENS HEALTH CENTER LLC		1	3	75%	4
MEADOWS AT CYPRESS GARDENS, THE		3	1	25%	4
CULLMAN REGIONAL URGENT CARE		3	1	25%	4
PHYSICIANS QUALITY CARE			4	100%	4
MEDEXPRESS URGENT CARE - TULSA, S YALE AVE		4			4
MINUTECLINIC DIAGNOSTIC MED GRP OF SAN		3	1	25%	4
LIFELINK OF FLORIDA		2	2	50%	4
AIRCARE INTERNATIONAL		4			4
JOHNNIE RUTH CLARKE LAB			4	100%	4
ADVENT HEALTH MEDICAL GROUP		3	1	25%	4
Metro West Nursing and Rehab			4	100%	4
CALUSA HARBOUR			4	100%	4
SOUTHEASTERN REGIONAL MEDICAL CENTER			4	100%	4
MEDEXPRESS URGENT CARE - TEAYS VALLEY		3	1	25%	4
MINUTE CLINIC DIAGNOSTIC OF VIRGINIA, LLC #6292		3	1	25%	4
CULLMAN REGIONAL MEDICAL CENTER		3	1	25%	4
Georgiana Health and Rehabilitation, LLC		4			4
NHC HealthCare, Pulaski		4			4
HELIX DIAGNOSTIX		1	3	75%	4
ARCPPOINT LABS OF ALTAMONTE SPRINGS		2	2	50%	4
ST. MARY'S HOSPITAL			4	100%	4
H/L of West Ashley Rehabilitation and Nursing Center		4			4
FLORIDA MEDICAL CLINIC -INTERNAL MED DADE CITY			4	100%	4
SARASOTA PERSONAL MEDICINE		2	2	50%	4
BARTON MEMORIAL HOSPITAL		3	1	25%	4
BETHESDA HOSPITAL WEST BLOOD GAS LAB			4	100%	4
GRADY MEMORIAL HOSPITAL/MICRO			4	100%	4
NATURE COAST PRIMARY CARE LAB LLC		1	3	75%	4
CVS AZ5026POCT MESA		4			4
SOUTHLAND SUITES OF LAKE LAND			4	100%	4
FALLSBURG CHAI		4			4
CORTLAND REGIONAL MEDICAL CENTER		4			4
TRIDENT BIOMETRICS		3	1	25%	4
NOT GIVEN		1	3	75%	4
ROAN DRUG COMPANY LLC		4			4
CLINICAL CARE CENTER, INC			4	100%	4
PRIMECARE		2	2	50%	4
SIGNATURE CARE EMERGENCY CENTER		2	2	50%	4

COVID-19: testing by laboratory

Data through Apr 8, 2021 verified as of Apr 9, 2021 at 09:25 AM

Data in this report are provisional and subject to change.

The numbers in the table below represent the number of Florida and non-Florida residents for whom test results were received by the Department of Health. A person can be tested by more than one laboratory and can have both positive and negative results. **Therefore, the sum of the numbers in each column will be larger than the total number of people tested.**

Reporting lab	Inconclusive	Negative	Positive	Percent positive	Total
MEDEXPRESS URGENT CARE - WAXAHACHIE, N HIGHWAY 77		2	2	50%	4
FISHERMEN'S HOSPITAL			4	100%	4
CVS M05655POCT LIBERTY		1	3	75%	4
FHPG TAMPA PRIMARY CARE			4	100%	4
CVS MA2297677CV BOSTON		4			4
LIFE CARE HOME HEALTH SERVICES LLC		1	3	75%	4
APOPKA FAMILY HEALTH CENTER		3	1	25%	4
FLORIDA HEART AND VASCULAR			4	100%	4
CLINICAL ASSOCIATES OF ORLANDO LLC		4			4
EXTENDICARE HEALTH & REHAB CENTER		4			4
MEDEXPRESS URGENT CARE - FORT SMITH		4			4
SACRED HEART HEALTH SYSTEMS INC			4	100%	4
MEDEXPRESS URGENT CARE - SUMMERSVILLE, WEBSTER RD		4			4
PILGRIM PHARMACY INC		4			4
REHABILITATION CENTER OF WINTER PARK,THE			4	100%	4
WALGREENS #06416		4			4
AFFINITY URGENT CARE			4	100%	4
CAPITAL HEALTH LABORATORY INC			4	100%	4
COLONIAL MEDICAL CENTER-EAST ORLANDO			4	100%	4
GENUS DIAGNOSTICS			4	100%	4
MEDEXPRESS URGENT CARE - EWING		4			4
BIOTEST PLASMA CENTER		4			4
MINUTECLINIC DIAG OF IND LLC #1367		4			4
CVS PA1193POCT JENKINTOWN		4			4
Grace Rehabilitation of Vero Beach		4			4
ADVANCED URGENT CARE LLC		1	3	75%	4
AFTER HOURS PEDS			4	100%	4
Bethany Health and Rehab		4			4
CVS IN7653POCT EVANSVILLE		3	1	25%	4
Park Ridge Nursing Center		3	1	25%	4
INTERMARKET FACILITY			4	100%	4
LB Broen Home		4			4
RUSSELL SAGE COLLEGE WELLNESS CENTER		4			4
COVENIENT CARE MEDICAL CLINIC			4	100%	4
Crowne Health Care of Montgomery		4			4
FCHC (OB)-DARWIN SQUARE CTR.			4	100%	4
UNIVERSITY OF MICHIGAN		2	2	50%	4
MINUTECLINIC DIAGNOSTIC OF WISCONSIN, LLC		4			4
TIFT REGIONAL HLTH SYSTEM, INC DBA SOU		4			4
HUNT CLUB MEDICAL CARE			4	100%	4
MEDEXPRESS URGENT CARE-SCOTT TOWNSHIP		3	1	25%	4
ADVENTHEALTH MEDICAL GROUP PEDIATRICS		1	3	75%	4
MD NOW URGENT CARE - DELRAY WEST			4	100%	4
CVS SC2250POCT COLUMBIA		4			4
CVS GA5622POCT DALLAS		3	1	25%	4
BUCKINGHAM PLACE ALF		4			4

COVID-19: testing by laboratory

Data through Apr 8, 2021 verified as of Apr 9, 2021 at 09:25 AM

Data in this report are provisional and subject to change.

The numbers in the table below represent the number of Florida and non-Florida residents for whom test results were received by the Department of Health. A person can be tested by more than one laboratory and can have both positive and negative results. **Therefore, the sum of the numbers in each column will be larger than the total number of people tested.**

Reporting lab	Inconclusive	Negative	Positive	Percent positive	Total
University Plaza Rehabilitation and Nursing			4	100%	4
CVS MN6811POCT PLYMOUTH		4			4
CVS MA1022POCT CAMBRIDGE		4			4
DEACONESS HOSPITAL			4	100%	4
LOUISIANA DEPT. OF HEALTH AND HOSPITALS-INFECTIOUS DISEASE EPI SECTION			4	100%	4
MINUTECLINIC DIAGNOSTIC MED GRP OF ORA		3	1	25%	4
NDX-CORE LAB			4	100%	4
CVS MO10053POCT SAINT PETERS		4			4
ACCENT PHYSICIAN SPECIALISTS PA		4			4
NHC HealthCare, Cookeville		4			4
MIAMI COMMUNITY HEALTH CENTER INC		1	3	75%	4
DTR LABS		3	1	25%	4
URGENT CARE - OCONEE		2	2	50%	4
OMNICARE PHARMACY OF TEXAS 1		4			4
CARENOW URGENT CARE - WINTER SPRINGS		3	1	25%	4
UNION CITY MANOR NURSING CENTER		4			4
HEALTHQUEST, INC		3	1	25%	4
MEDEXPRESS URGENT CARE - WALDORF, CRAIN HWY		4			4
WESLEY CHAPEL INTERNAL MEDICINE AND PEDIATRICS			4	100%	4
JOSEPH SCHENKER MD PC		4			4
UNIVERISTY OF MIAMI			4	100%	4
MINUTECLINIC DIAG OF IND, LLC #6648		3	1	25%	4
PATIENT FIRST - ALLENTOWN			4	100%	4
DEPARTMENT OF PATHOLOGY ROME MEMORIAL		3	1	25%	4
CVS GA2279POCT SUWANEE		4			4
RELIANT ACUTE CARE			4	100%	4
URGENT CARE OF THE SMOKIES			4	100%	4
MEDEXPRESS URGENT CARE, LANCASTER WEST		2	2	50%	4
NEMOURS CHILDREN'S CLINIC			4	100%	4
WOMEN'S CARE FLORIDA, LLC		4			4
MICHIGAN HEALTH CLINIC LABORATORIES		3	1	25%	4
BETHPAGE EXTENDED HOURS CENTER		4			4
FLORENCE - HUNTSVILLE HOSPITAL URGENT CARE		3	1	25%	4
INSTANT MEDICAL CARE CENTER		3	1	25%	4
VITAL CARE URGENT CARE			4	100%	4
SOUTH FLORIDA PEDIATRIC PARTNERS			4	100%	4
ASCENDI HOME HEALTH AGENCY INC			4	100%	4
CVS OH4499POCT LYNDHURST		2	2	50%	4
ENCOMPASS HOME HEALTH		4			4
REGIONAL MEDICAL LAB			4	100%	4
COMMUNITY HEALTH CENTER OF WEST PALM BEACH			4	100%	4
SUMNER REGIONAL MEDICAL CENTER		3	1	25%	4
PARADISE VILLA ALF INCORPORATED		4			4
CVS OH6149POCT UPPER ARLINGTON		2	2	50%	4
ANY LAB TEST FAST CORP		3	1	25%	4
ENGLE CENTER FOR HEALTH SERVICES		4			4

COVID-19: testing by laboratory

Data through Apr 8, 2021 verified as of Apr 9, 2021 at 09:25 AM

Data in this report are provisional and subject to change.

The numbers in the table below represent the number of Florida and non-Florida residents for whom test results were received by the Department of Health. A person can be tested by more than one laboratory and can have both positive and negative results. **Therefore, the sum of the numbers in each column will be larger than the total number of people tested.**

Reporting lab	Inconclusive	Negative	Positive	Percent positive	Total
NORTH OKALOOSA CLINIC CORP		1	3	75%	4
GASTROENTEROLOGY ASSOC OF PENSACOLA, PA		2	2	50%	4
MINUTECLINIC LLC (2335)		3	1	25%	4
PDL PHARMACY CORP			4	100%	4
GEISINGER MEDICAL CENTER		2	2	50%	4
MINUTECLINIC DIAGNOSTIC OF MICHIGAN, P		4			4
CVS OH3393POCT AURORA		3	1	25%	4
MEDAC AT PORTERS NECK			4	100%	4
MINUTECLINIC DIAGNOSTIC OF VIRGINIA, LLC		4			4
VIDANT MEDICAL CENTER			4	100%	4
RIVER CITY MEDICAL ASSOCIATES INC			4	100%	4
STONE CLINICAL LABORATORIES OF FL LLC		4			4
EPI			4	100%	4
MEDEXPRESS URGENT CARE - SOMERSET TOWNSHIP		4			4
Kroger 186 - The Little Clinic Holiday Manor		3	1	25%	4
Willowbrooke Court at Country House		4			4
INDUSTRY LAB DIAGNOSTIC PARTNERS			4	100%	4
Health Care Center of Jacksonville			4	100%	4
MEDEXPRESS URGENT CARE - WICHITA, S SENECA ST		2	2	50%	4
INFINITI LABS INC			4	100%	4
MEDEXPRESS URGENT CARE - WEST ST PAUL, ROBERT ST S		3	1	25%	4
WALGREENS #03287		4			4
FLORIDA HEALTHCARE PLAN			4	100%	4
Mill Valley Care Center		4			4
LAKE FOREST PARK OP CO LLC		4			4
FAMILY MEDICINE AT WATERMAN		4			4
MD ANDERSON			4	100%	4
Kroger 895 - The Little Clinic Green Hills		4			4
DYNACARE LABORATORIES			4	100%	4
COLISEUM MED CTR LLC/COLISEUM MED CTRS		3	1	25%	4
MINUTECLINIC OF NEVADA-2955 S FT APACH		4			4
USCG SECTOR ST PETE		1	3	75%	4
OKLAHOMA STATE UNIVERSITY DIAGNOSTIC LAB			4	100%	4
OHIO CVS STORES		3	1	25%	4
Kroger 959 - The Little Clinic Carmel		4			4
CVS IL1170POCT JOLIET		4			4
AHC of Mckenzie		4			4
ADVENTHEALTH MEDICAL GROUP INTERNAL MEDICINE		3	1	25%	4
Marian Manor, Inc		4			4
ARCPPOINT LABS OF FORT LAUDERDALE, FL CENTRAL		1	3	75%	4
LEON MEDICAL CENTERS, LLC			4	100%	4
FHCP - ORMOND BEACH			4	100%	4
SONIC REFERENCE LABORATORY			4	100%	4
HCR ManorCare Greentree		4			4
BETTERMED URGENT CARE			4	100%	4
Crowne Health Care of Greenville		4			4

COVID-19: testing by laboratory

Data through Apr 8, 2021 verified as of Apr 9, 2021 at 09:25 AM

Data in this report are provisional and subject to change.

The numbers in the table below represent the number of Florida and non-Florida residents for whom test results were received by the Department of Health. A person can be tested by more than one laboratory and can have both positive and negative results. **Therefore, the sum of the numbers in each column will be larger than the total number of people tested.**

Reporting lab	Inconclusive	Negative	Positive	Percent positive	Total
PINELLAS POINT NURSING AND REHAB			4	100%	4
CLINICAL LABORATORIES OF THE BUFFALO		3	1	25%	4
REFUGE A HEALING PLACE, THE			4	100%	4
MARSHFIELD LABORATORIES			4	100%	4
CVS CT750POCT ENFIELD		4			4
Kroger 124 - The Little Clinic University		3	1	25%	4
GENEVA GENERAL HOSPITAL LABORATORY		3	1	25%	4
ADVENTHEALTH MEDICAL GROUP COMMUNITY MEDICINE		3	1	25%	4
CVS CA8850POCT HUNTINGTON BEACH		3	1	25%	4
RAS MEDICAL SOLUTIONS, LLC		3	1	25%	4
PARKWAY DRUGS OF ONEIDA COUNTY NORTH I		3	1	25%	4
CENTERPLACE HEALTH, INC			4	100%	4
CORIZON HEALTH INC			4	100%	4
MEDEXPRESS URGENT CARE-PASADENA		4			4
MEDEXPRESS - NEWARK		4			4
SINAI PLAZA NURSING AND REHAB CENTER			4	100%	4
Millennium Nursing & Rehab Center		4			4
ADVENTHEALTH GORDON		4			4
JFK INTERNAL MEDICINE FACULTY PRACTICE		2	2	50%	4
NORTHSIDE HOSPITAL- CHEROKEE		3	1	25%	4
Sears Coastal Nursing and Rehab		4			4
MEDICINE SHOPPE #1306 THE		3	1	25%	4
IMA MEDICAL CENTER OF OVIEDO			4	100%	4
MID FLORIDA HEALTH INC			4	100%	4
Brookcrest Nursing Home		4			4
MEDEXPRESS URGENT CARE - WESTFIELD, E MAIN ST		3	1	25%	4
CVS TX8387POCT AUSTIN		4			4
DEPARTMENT OF HEALTH/ NEW YORK			4	100%	4
ManorCare Rehabilitation Center- Decatur		4			4
MEDICAL CENTER ENTERPRISE			4	100%	4
FAMILY MEDICINE AT WINTER PARK			4	100%	4
ST LUKES HOSPITAL LABORATORY		2	2	50%	4
ACCESS RECOVERY SOLUTIONS LLC			4	100%	4
AURORA BAYCARE UROLOGY			4	100%	4
BARRANCO CLINIC PA, THE	1	3			4
SHARP MEMORIAL HOSPITAL MICROBIOLOGY DEPT			4	100%	4
AIREVAC INTERNATIONAL		4			4
Kroger 125 - The Little Clinic Castle Rock		3	1	25%	4
COMMUNITY PHYSICIANS OF NORTH PORT PA			4	100%	4
MEDEXPRESS URGENT CARE- ALLISON PARK		2	2	50%	4
ORANGE COUNTY HEALTH DEPARTMENT		2	2	50%	4
DOCTORS OFFICE OF NEW JERSEY		4			4
MOUNT SINAI AVENTURA DIAGNOSTIC CENTER			4	100%	4
FLORIDA HOSPITAL ALTAMONTE		2	2	50%	4
MEDEXPRESS URGENT CARE, FAIRMONT		4			4
SMOKY MOUNTAIN URGENT CARE AND FAMILY MEDICINE CENTER			4	100%	4

COVID-19: testing by laboratory

Data through Apr 8, 2021 verified as of Apr 9, 2021 at 09:25 AM

Data in this report are provisional and subject to change.

The numbers in the table below represent the number of Florida and non-Florida residents for whom test results were received by the Department of Health. A person can be tested by more than one laboratory and can have both positive and negative results. **Therefore, the sum of the numbers in each column will be larger than the total number of people tested.**

Reporting lab	Inconclusive	Negative	Positive	Percent positive	Total
CHILDREN'S MEDICAL GROUP		4			4
FAMILY MEDICAL CLINIC HOMESTEAD, LLC			4	100%	4
MEDEXPRESS URGENT CARE - MARKHAM STREE		3	1	25%	4
LEESBURG REGIONAL MEDICAL CENTER URGENT CARE			4	100%	4
AIRPORT CLINIC			4	100%	4
BOND & STEELE CLINIC PA D/B/A BOND CLINIC PA		4			4
TARPON SPRINGS PEDIATRICS, LLC			4	100%	4
MONTANA DEPARTMENT OF PUBLIC HEALTH & HUMAN SERVICES			4	100%	4
MONROE COUNTY DEPT OF PUBLIC HEALTH ST		4			4
MINUTECLINIC DIAG OF IND, LLC #10190		4			4
CONSULATE HEATH CARE AT WEST ALTAMONTE			4	100%	4
State Lab Unspecifd			4	100%	4
REMEDY URGENT CLINIC		2	2	50%	4
BAYLOR ESOTERIC AND MOLECULAR LAB			4	100%	4
NEULIFE NEUROLOGICAL SERVICES LLC			4	100%	4
PLAINVIEW PRIMARY CARE		4			4
TMH PHYSICIAN PARTNERS SOUTHWOOD		1	3	75%	4
WELLMED AT APOLLO BEACH BLVD		2	2	50%	4
MINUTECLINIC DIAGNOSTIC OF OHIO #6139		4			4
HOME DOCS		2	2	50%	4
GIEBEIG FAMILY MEDICINE PA			4	100%	4
MINUTECLINIC DIAGNOSTIC OF PENNSYLVAN		3	1	25%	4
WE CARE - CARNIVAL CRUISELINE		4			4
CVS MA507POCT LEOMINSTER		3	1	25%	4
CVS TX7288POCT DALLAS		4			4
LAKE MARY PEDIATRICS			4	100%	4
RURAL/METRO MIDSOUTH,		4			4
ALVARO J DANGOND MD PA		4			4
UNC HOSPITAL/MCLENDON CLINICAL LABORATORIES			4	100%	4
THE OASIS ALF		4			4
CVS IL7017POCT BLOOMINGTON		4			4
DACH MAIN LAB			4	100%	4
DEVANSH LAB WERKS		1	3	75%	4
ADVENTHEALTH NEW SMYRNA BEACH COMMUNITY HEALTH			4	100%	4
ASCENSION ST VINCENT'S MEDICAL CENTER		3	1	25%	4
ELIZABETH CITY HEALTH & REHABILITATION		4			4
LIFEHOPE LABS			4	100%	4
Kroger 339 - The Little Clinic Highlands - Bardstown Road		4			4
SunTerrace Health Care Center		3	1	25%	4
NYC PUBLIC HEALTH LABS			4	100%	4
UNIVERSITY OF MIAMI STUDENT HEALTH SERVICE			4	100%	4
CVS MA394POCT SEEKONK		4			4
ManorCare Health Services Camp Hill		4			4
PM PEDIATRICS OF BAYSIDE, PLLC - MANHASSET		4			4
Kroger 752 - The Little Clinic Central Station		3	1	25%	4
OPTUM OF RED ROAD		4			4

COVID-19: testing by laboratory

Data through Apr 8, 2021 verified as of Apr 9, 2021 at 09:25 AM

Data in this report are provisional and subject to change.

The numbers in the table below represent the number of Florida and non-Florida residents for whom test results were received by the Department of Health. A person can be tested by more than one laboratory and can have both positive and negative results. **Therefore, the sum of the numbers in each column will be larger than the total number of people tested.**

Reporting lab	Inconclusive	Negative	Positive	Percent positive	Total
MEDEXPRESS URGENT CARE MARTINSBURG		2	2	50%	4
TRUE HEALTH- HOFFNER		3	1	25%	4
UNIVERSITY OF WASHINGTON MEDICAL CENTER (UWMC) EMERGENCY DEPT.			4	100%	4
GILCHRIST COUNTY HEALTH DEPT			4	100%	4
CVS SC2269POCT COLUMBIA		3	1	25%	4
WINDER NURSING INC DBA WINDER HEALTH CARE		4			4
CENTRAL FLORIDA INTERNAL OCCUPATIONAL AND		4			4
Loretto Health and Rehabilitation Center		4			4
CVS CT718POCT ANSONIA		4			4
Chestnut Park Rehabilitation and Nursing Center		4			4
PHOEBE PUTNEY MEMORIAL HOSPITAL		4			4
CRESTAR LABS		2	2	50%	4
PANCARE HEALTH YOUNGSTOWN			4	100%	4
SOUTHWESTERN REGIONAL MEDICAL CENTER - TULSA		4			4
SANFORD SOUTH UNIVERSITY		4			4
FLORIDA HEALTH CARE PLANS STIRLING CENTER			4	100%	4
GUTHRIE MEDICAL GROUP - CORNING		3	1	25%	4
CVS AZ9210POCT SCOTTSDALE		4			4
KENTUCKY CABINET FOR HEALTH AND FAMILY SERVICES			4	100%	4
BELLIN HEALTH LAB		1	3	75%	4
WALGREENS #07034		4			4
CARENOW-LEBANON		2	2	50%	4
NEXT BIO RESEARCH SERVICES, LLC		1	3	75%	4
EXPRESS TESTING-ONE			4	100%	4
WELLMED AT FORT PIERCE		2	2	50%	4
DERMATOLOGY SPECIALISTS OF FL - DR. JON WARD			4	100%	4
MEDEXPRESS URGENT CARE - BECKLEY		2	2	50%	4
LAKESIDE HOSPITAL BELLE GLADE			4	100%	4
MINUTECLINIC DIAGNOSTIC OF NORTH CARO		4			4
CAREWELL URGENT CARE			4	100%	4
CVS IN5696POCT FORT WAYNE		4			4
ST PETE DIRECT PRIMARY CARE		2	2	50%	4
PEACEHEALTH LABORATORIES		3	1	25%	4
PIEDMONT NEWMAN HOSPITAL		4			4
IMIC INC RESEARCH			4	100%	4
MAILBOX DIAGNOSTICS		2	2	50%	4
MEDEXPRESS URGENT CARE - SOUTH PARKERSBURG		4			4
PHYSICIANS IMMEDIATE CARE AURORA			4	100%	4
WELLSTAR ATLANTA MEDICAL CENTER LABORA		4			4
HARBOUR ISLAND PEDIATRICS LLC			4	100%	4
DEPARTMENT OF HEALTH AND HUMAN SERVICES DIVISION OF BEHAVIORAL HEALTH		1	3	75%	4
Westminster Manor		3	1	25%	4
CANDLER HOSPITAL PATHOLOGY LABORATORY		2	2	50%	4
PREMIER PEDIATRICS LLC			4	100%	4
WYOMING PUBLIC HEALTH LAB			4	100%	4
BLACK STALLION WALK IN AND EXERCISE CLINICS LLC		1	3	75%	4

COVID-19: testing by laboratory

Data through Apr 8, 2021 verified as of Apr 9, 2021 at 09:25 AM

Data in this report are provisional and subject to change.

The numbers in the table below represent the number of Florida and non-Florida residents for whom test results were received by the Department of Health. A person can be tested by more than one laboratory and can have both positive and negative results. **Therefore, the sum of the numbers in each column will be larger than the total number of people tested.**

Reporting lab	Inconclusive	Negative	Positive	Percent positive	Total
FASTMED URGENT CARE			4	100%	4
CVS SC4122POCT TAYLORS		4			4
WILLIAM A HINTON STATE LABORATORY INSTITUTE		1	3	75%	4
L3HARRIS FAMILY MEDICAL CENTER			4	100%	4
DEPARTMENT OF HEALTH AND HUMAN SERVICES		2	2	50%	4
CAREWELL 202			4	100%	4
SKYLINE UROLOGY		4			4
MINNESOTA DEPARTMENT OF HEALTH LABORATORY	1		3	75%	4
MARK HOANG MD PA			4	100%	4
MINUTECLINIC, LLC #5707		4			4
CELAL GUROL ERBAY, MD			4	100%	4
Hunterdon Medical Center Laboratory		4			4
FLORIDA CANCER SPECIALISTS AND RESEARCH		2	2	50%	4
SOUTH FLORIDA RESEARCH ORGANIZATION			4	100%	4
LATCHER LABORATORY OF A O FOX MEMORIAL		2	2	50%	4
MENORAH MANOR			4	100%	4
PM PEDIATRICS OF SELDEN PLLC		4			4
CVS OH2342POCT WEST CHESTER		3	1	25%	4
POWERS PEDIATRICS			4	100%	4
CAPTAIN JAMES A. LOVELL FEDERAL HEALTHCARE CENTER			4	100%	4
BETHPAGE MEDICAL PLLC		4			4
INTRACOASTAL LABS INC		4			4
MEMORIAL HEALTH CARE SYSTEMS			4	100%	4
BROOKDALE WEST BOYNTON BEACH		4			4
PORT ORANGE NURSING & REHAB			4	100%	4
CONSOLIDATED LABORATORY SERVICES			4	100%	4
PRESBYTERIAN FAMILY HEALTHCARE-KASEMAN		4			4
NEW YORK PHYSICIANS LLP		4			4
HEART OF FLORIDA HEALTH CENTER INC		1	3	75%	4
MONTEFIORE MEDICAL CENTER LABS MONTEFIORE		3	1	25%	4
MEMORIAL HEALTHCARE SYSTEM		1	3	75%	4
MINUTE-CLINIC DIAGNOSTIC OF VIRGINIA, LLC #3949		4			4
IVY CREEK URGENT CARE OF ENTERPRISE			4	100%	4
MOBILE URGENT CARE			4	100%	4
HARBORCHASE OF VILLAGES CROSSING			4	100%	4
MEDFIRST URGENT CARE			4	100%	4
MEDEXPRESS URGENT CARE PLEASANT HILLS		3	1	25%	4
RML PHARMACY PC		4			4
Heartland of Boynton Beach			4	100%	4
HELIX LW UC		1	2	67%	3
NORTH CAROLINA DEPT OF HEALTH & HUMAN SRVCS STATE LAB OF PUBLIC HEALTH			3	100%	3
Kroger 571 - The Little Clinic Hendersonville		1	2	67%	3
Wynfield Park Health and Rehabilitation		3			3
Mitchell Hollingsworth Nursing and Rehab		3			3
NEWSTAR MEDICAL LABORATORIES		3			3
ALLIANCE LABS @LRMC			3	100%	3

COVID-19: testing by laboratory

Data through Apr 8, 2021 verified as of Apr 9, 2021 at 09:25 AM

Data in this report are provisional and subject to change.

The numbers in the table below represent the number of Florida and non-Florida residents for whom test results were received by the Department of Health. A person can be tested by more than one laboratory and can have both positive and negative results. **Therefore, the sum of the numbers in each column will be larger than the total number of people tested.**

Reporting lab	Inconclusive	Negative	Positive	Percent positive	Total
ACL LABORATORIES INDUSTRIAL TOXICOLOGY			3	100%	3
MINUTECLINIC DIAGNOSTIC OF VIRGINIA, LLC #392		3			3
SEMINOLE FAMILY HEALTH CENTER		3			3
DELAWARE PUBLIC HEALTH LABORATORY		1	2	67%	3
WALGREENS #3811		1	2	67%	3
CLARA MAASS TRANSITIONAL CARE UNIT		3			3
CHEROKEE COUNTY HEALTH AND REHAB CENTER		3			3
ADVANCED URGENT CARE CENTER OF THE UPPER KEYS		1	2	67%	3
WOODMARK AT UPTOWN ASSISTED LIVING		3			3
SUN TERRACE HEALTH CARE CENTER			3	100%	3
ORCHID COVE DAYTONA			3	100%	3
PEDIATRICS AND ADOLESCENT MEDICINE		2	1	33%	3
UHEALTH JACKSON URGENT CARE - CUTLER BAY		1	2	67%	3
CVS IN6551POCT MOORESVILLE		3			3
HACKENSACK MERIDIAN URGENT CARE, PC		3			3
MINUTECLINIC DIAG OF IND, LLC #5369		2	1	33%	3
Englewood Health Care Center		3			3
COASTAL SKIN SURGERY AND DERMATOLOGY PL		3			3
CVS NH6596POCT HAMPTON		3			3
MURFREESBORO MEDICAL CLINIC		3			3
PHYSICIANS MEDICAL CENTER		3			3
CENTRAL DUPAGE HOSPITAL			3	100%	3
EAST NAPLES PEDIATRICS			3	100%	3
SOLERA SPECIALTY PHARMACY LLC		2	1	33%	3
HEALTH AND WELLNESS URGENT CARE LLC			3	100%	3
VA OUTPATIENT CLINIC-NEW PORT RICHEY			3	100%	3
THE CENTER FOR DISCOVERY		3			3
Arbors at Marietta		3			3
NORTHWEST FLORIDA CLINICAL LAB		1	2	67%	3
FELICIDAD MEDICAL CENTER INC			3	100%	3
MEDICAL CITY DALLAS HOSPITAL			3	100%	3
CARECENTER PHARMACY, LLC		3			3
SOFTCELL L-FORM LABORATORIES, LLC			3	100%	3
BROOKDALE SENIOR LIVING			3	100%	3
MEDEXPRESS URGENT CARE - WHEELING		2	1	33%	3
INTERCOASTAL FAMILY PRATICE		1	2	67%	3
EXPEDIAN URGENT CARE			3	100%	3
MINUTECLINIC DIAGNOSTIC OF NEVADA-9586		2	1	33%	3
COVANCE CLS			3	100%	3
HOPE HEALTH CARE, LLC		3			3
TRISTAR WELLNESS, LLC		3			3
CALLE OCHO DIALYSIS			3	100%	3
CVS MA1006POCT BROCKTON		3			3
MEMORIAL HERMANN CONSOLIDATED LABORATORY SERVICES			3	100%	3
MINUTECLINIC DIAGNOSTIC PA #3344		3			3
SKIN WELLNESS PHYSICIANS LLC		3			3

COVID-19: testing by laboratory

Data through Apr 8, 2021 verified as of Apr 9, 2021 at 09:25 AM

Data in this report are provisional and subject to change.

The numbers in the table below represent the number of Florida and non-Florida residents for whom test results were received by the Department of Health. A person can be tested by more than one laboratory and can have both positive and negative results. **Therefore, the sum of the numbers in each column will be larger than the total number of people tested.**

Reporting lab	Inconclusive	Negative	Positive	Percent positive	Total
SPARROW CENTRAL LAB			3	100%	3
SARASOTA IMMEDIATE CARE			3	100%	3
ADVANCED MEDICAL RESEARCH CENTER LLC			3	100%	3
MONTANA PUBLIC HEALTH LAB			3	100%	3
Kings County Hospital Center			3	100%	3
FREDERICK MEMORIAL HOSPITAL			3	100%	3
MPG JACKSONVILLE ATLANTIC BLVD		1	2	67%	3
MINUTECLINIC DIAG OF IND, LLC #6483		1	2	67%	3
OPTUM PRIMARY CARE - SILVER LAKES			3	100%	3
CONCENTRA - PLANTATION		3			3
ADRIANA M CASTRO MD PA		3			3
NORTHWELL HEALTH			3	100%	3
CVS AZ9290POCT PHOENIX		3			3
Westside Terrace		3			3
CVS IN6572POCT INDIANAPOLIS		3			3
Granville Center	1	2			3
NASSAU COUNTY HEALTH DEPARTMENT-FERNANDINA BEACH C		3			3
MEDEXPRESS URGENT CARE - WILKES BARRE		2	1	33%	3
PEACE OF MIND REHAB CENTER		3			3
CVS KS676POCT LAWRENCE		2	1	33%	3
SHANDS AT LAKE SHORE LAB		1	2	67%	3
CVS NC7548POCT FUQUAY VARINA		2	1	33%	3
MID-FLORIDA PATHOLOGY LLC - MOBILE UNIT # 3		1	2	67%	3
MEDEXPRESS URGENT CARE NORWIN		3			3
ALLIED PHYSICIANS GROUP PLLC		3			3
WEST COCOA PHARMACY			3	100%	3
Walgreens #5984		3			3
SURETOX LABORATORY LLC		2	1	33%	3
ACCESS HEALTH CARE		2	1	33%	3
SAN JUAN REGIONAL MEDICAL CENTER		3			3
PARRISH MEDICAL CENTER-WAIVED TESTING		3			3
OPP HEALTH AND REHABILITATION		3			3
PATHOLOGY REFERENCE LAB LLC			3	100%	3
GYN PATH SERVICES			3	100%	3
LRHS Florida Poly Tech		3			3
OPENTRONS PRL		2	1	33%	3
MEDEXPRESS URGENT CARE - RUNNEMEDE		1	2	67%	3
F W HUSTON MEDICAL CENTER SENIOR LIVIN		3			3
CORTLAND COUNTY HEALTH DEPARTMENT		3			3
FLORIDA HOSPITAL LABORATORIES		3			3
Kroger 522 - The Little Clinic Gahanna		2	1	33%	3
BAPTIST HOSPITAL NURSING/PATIENT CARE			3	100%	3
BAPTIST OUTPATIENT SERVICES			3	100%	3
MED FUSION			3	100%	3
PREMIER MOBILE HEALTH SERVICES, LLC		1	2	67%	3
VIRTUA MEMORIAL HOSPITAL BURLINGTON COUNTY		1	2	67%	3

COVID-19: testing by laboratory

Data through Apr 8, 2021 verified as of Apr 9, 2021 at 09:25 AM

Data in this report are provisional and subject to change.

The numbers in the table below represent the number of Florida and non-Florida residents for whom test results were received by the Department of Health. A person can be tested by more than one laboratory and can have both positive and negative results. **Therefore, the sum of the numbers in each column will be larger than the total number of people tested.**

Reporting lab	Inconclusive	Negative	Positive	Percent positive	Total
NORTHERN LIGHT LABORATORY		1	2	67%	3
Kroger 635 - The Little Clinic Dacula		3			3
FLORIDA HOSPITAL PHYSICIANS GROUP		1	2	67%	3
TIEHH BIOTERRORISM RESPONSE LAB			3	100%	3
SKIPPACK MEDICAL LAB			3	100%	3
THOMAS LANGLEY			3	100%	3
MEDEXPRESS URGENT CARE - RICHMOND, W BROAD ST		3			3
COMMUNITY HEALTH CENTERS OF PINELLAS, INC		1	2	67%	3
ADVENT HEALTH - CENTRAL PASCO ER			3	100%	3
WEST TN HEALTH MED NORTH		3			3
PREMIER FAMILY AND SPORTS MEDICINE		2	1	33%	3
NORTHSIDE MEDICAL CENTER		3			3
MANORCARE NURSING & REHABILITATION CENTER-NAPLES		3			3
PICHARDO CLINIC, THE		1	2	67%	3
FIRST CARE - MIDDLESBORO			3	100%	3
Hackensack Univ Medical Center At Pasc		2	1	33%	3
PUBLIC HEALTH TRUST OF MIAMI DADE COUNTY			3	100%	3
CVS NJ715POCT WAYNE		3			3
PEDIATRICS BY THE SEA JOG RD OFFICE			3	100%	3
IMMERSION RESIDENTIAL LLC			3	100%	3
BROOKDALE LAKE MARY			3	100%	3
WALGREENS NO 19542		3			3
AFC URGENT CARE/FARRAGUT			3	100%	3
CVS PA7611POCT ALLISON PARK		3			3
AMI ST FRANCIS HOSPITAL LABORATORY		2	1	33%	3
OMNI HEALTHCARE INC		1	2	67%	3
LIVINGSTON COUNTY DEPT OF HEALTH REPRO			3	100%	3
BRENTWOOD SENIOR LIVING AT ST PETE			3	100%	3
ESCO DRUG CO INC		3			3
BROOKDALE OAKBRIDGE		1	2	67%	3
MINUTECLINIC DIAGNOSTIC, PA		3			3
WEILL CORNELL MEDICAL ASSOCIATES - EAST SIDE		3			3
NORTH SHORE HOSP. INFECTION CONTROL			3	100%	3
NEMOURS CHILDRENS PRIMARY CARE HORIZON WEST			3	100%	3
HOMELAND CENTER		3			3
FAMILY CARE SPECIALISTS OF ORLANDO			3	100%	3
EXCEL URGENT CARE OF NJ, LLC		1	2	67%	3
BROADWAY HEALTH FLORIDA MEDICAL CLINIC URGENT CARE			3	100%	3
LOYOLA UNIVERSITY MEDICAL CENTER LABORATORY			3	100%	3
DOCTOR 4 U CLINIC		1	2	67%	3
TRINITY PEDIATRICS			3	100%	3
ST. LUKE'S HOSPITAL - BETHLEHEM CAMPUS		1	2	67%	3
HARBORCHASE OF STUART			3	100%	3
CORNERSTONE DRUG AND GIFT INC		3			3
MERCY HOSPITAL			3	100%	3
FOUR WINDS BEHAVIORAL HEALTH		3			3

COVID-19: testing by laboratory

Data through Apr 8, 2021 verified as of Apr 9, 2021 at 09:25 AM

Data in this report are provisional and subject to change.

The numbers in the table below represent the number of Florida and non-Florida residents for whom test results were received by the Department of Health. A person can be tested by more than one laboratory and can have both positive and negative results. **Therefore, the sum of the numbers in each column will be larger than the total number of people tested.**

Reporting lab	Inconclusive	Negative	Positive	Percent positive	Total
CAMPAZZI CONCIERGE MEDICAL SERVICES		2	1	33%	3
MT CARMEL PHARMACY INC		3			3
BASCOM PALMER EYE INSTITUTE			3	100%	3
Concordia Village of Tampa			3	100%	3
MANATEE MEMORIAL HOSPITAL CLINICAL LABORATORY			3	100%	3
Kroger 388 - The Little Clinic Braelinn Village		3			3
ACCESS LABORATORIES LLC			3	100%	3
CENTURY LINK SPORTS COMPLEX			3	100%	3
BRADENTON PHYSICIAN MEDICAL CENTER			3	100%	3
NORTHCREST MEDICAL CENTER		1	2	67%	3
SCRIPPS CLINIC MEDICAL			3	100%	3
MINUTECLINIC DIAGNOSTIC OF TEXAS, LLC #7435		2	1	33%	3
ROYAL PALM RETIREMENT CENTRE		3			3
MEDEXPRESS URGENT CARE - HACKETTSTOWN		2	1	33%	3
GUTHRIE CORNING HOSPITAL LABORATORY		3			3
MAYO CLINIC BEACHES PRIMARY CARE CTR		3			3
VIRGINIA DIVISION OF CONSOLIDATED LABORATORIES			3	100%	3
INTERNAL MEDICINE AND WOUND CARE SPECIALIST LLC		3			3
CVS PA7132POCT THORNDALE		3			3
JS HEALTHCARE		2	1	33%	3
CVS IL2297144CV CHICAGO		3			3
MARRA'S PHARMACY		3			3
AZALEALAND NURSING HOME		3			3
VIRGINIA DEPARTMENT OF HEALTH DIVISION OF			3	100%	3
MINUTECLINIC, LLC #07876		2	1	33%	3
ADVENTHEALTH WATERMAN COMMUNITY CLINIC			3	100%	3
CVS IL8750POCT CHICAGO		1	2	67%	3
EFFINGHAM HOSP, INC, DBA EFFINGHAM HEALTH		3			3
ORLANDO AIRPORT DIALYSIS		3			3
MEDEXPRESS URGEN CARE - EAST BRUNSWICK		3			3
CVS TX5807POCT PEARLAND		3			3
PRISMA HEALTH MIDLANDS			3	100%	3
CVS MA1945POCT HANOVER		3			3
TRUE HEALTH - LAKE UNDERHILL		3			3
ASPEN VALLEY HOSPITAL			3	100%	3
CVS IL2798POCT CHICAGO		1	2	67%	3
FLORIDA MEDICAL CENTER			3	100%	3
MEMORIAL HERMANN			3	100%	3
CAPTIAL REGIONAL MEDICAL CENTER			3	100%	3
SUMMIT MEDICAL GROUP - WEST ORANGE		3			3
HEARTLAND - CHARLESTON OF HANAHAN SC,		3			3
COOPER UNIVERSITY HOSPITAL LABORATORY		2	1	33%	3
EASTMAN HEALTHCARE & REHAB		3			3
Bainbridge Health and Rehab		3			3
QUEST DIAGNOSTICS CLINICAL LABORATORIES INC		2	1	33%	3
BOLING, STEPHANIE		3			3

COVID-19: testing by laboratory

Data through Apr 8, 2021 verified as of Apr 9, 2021 at 09:25 AM

Data in this report are provisional and subject to change.

The numbers in the table below represent the number of Florida and non-Florida residents for whom test results were received by the Department of Health. A person can be tested by more than one laboratory and can have both positive and negative results. **Therefore, the sum of the numbers in each column will be larger than the total number of people tested.**

Reporting lab	Inconclusive	Negative	Positive	Percent positive	Total
CVS PHARMACY INC DBA CVS/PHARMACY #10908		3			3
NASSAU COUNTY HEALTH DEPARTMENT		3			3
CROSSROADS URGENT CARE PLLC		3			3
ORLANDO HEALTH PHYSICIAN GROUP INC			3	100%	3
Kroger 627 - The Little Clinic Castleberry		2	1	33%	3
AVALON MEDICAL GROUP		1	2	67%	3
HALIFAX HEALTH CARE FOR WOMEN		3			3
EMERALD TRACE		3			3
WALGREENS #07502		3			3
DEPARTMENT OF HEALTH AND ENVIRONMENTAL CONTROL			3	100%	3
IOWA DEPARTMENT OF PUBLIC HEALTH			3	100%	3
SOUTH LAKE FAMILY HEALTH CENTER			3	100%	3
St. Josephs Hospital		1	2	67%	3
Magnolia Health and Rehab Center			3	100%	3
MINUTECLINIC, LLC #05814		3			3
PRECIDENT FLORIDA		3			3
BOSTON MEDICAL CENTER			3	100%	3
Village on the Green			3	100%	3
MEDEXPRESS URGENT CARE - ANDERSON		3			3
ADVICE FOR OPTIMAL WELLNESS, INC			3	100%	3
FRESENIUS KIDNEY CARE			3	100%	3
John Knox Manor Inc II		2	1	33%	3
RAPID CITY RUGENT CARE			3	100%	3
HILLVIEW LABORATORY			3	100%	3
NEMOURS CHILDRENS PRIMARY CARE MAITLAND			3	100%	3
HEALGEN SCIENTIFIC			3	100%	3
HEPATOLOGY DIAGNOSTIC LAB			3	100%	3
ALABAMA DEPT PUBLIC HEALTH			3	100%	3
HIALEAH SHORES NURSING AND		2	1	33%	3
Wilkes-Barre VAMC		3			3
MEDEXPRESS URGENT CARE GREENSBURG		2	1	33%	3
NEXTCARE WYOMING LLC			3	100%	3
MEDEXPRESS URGENT CARE - DANVILLE		3			3
15 TO KNOW			3	100%	3
SOUTH COUNTY MENTAL HEALTH CENTER INC			3	100%	3
CVS IN6605POCT INDIANAPOLIS		2	1	33%	3
24TH WEAPONS OF MASS DESTRUCTION - CIVIL SUPPORT		3			3
ADVENTHEALTH MEDICAL GROUP ADULT AND SENIOR HEALTH			3	100%	3
CVS IL3163POCT OAK PARK		3			3
KISSIMEE URGENT CARE		3			3
MIDWAY SPECIALTY CARE RX LLC		1	2	67%	3
COMMUNICABLE DISEASE CONTROL/PUBLIC HEALTH EMERGENCY PREPAREDNESS			3	100%	3
CCRX OF NORTH CAROLINA, LLC		2	1	33%	3
MEDICAL CENTER OF THE ROCKIES			3	100%	3
STARMED FAMILY & URGENT CARE			3	100%	3
EVERGREEN WOODS HEALTH & REHAB CENTER		2	1	33%	3

COVID-19: testing by laboratory

Data through Apr 8, 2021 verified as of Apr 9, 2021 at 09:25 AM

Data in this report are provisional and subject to change.

The numbers in the table below represent the number of Florida and non-Florida residents for whom test results were received by the Department of Health. A person can be tested by more than one laboratory and can have both positive and negative results. **Therefore, the sum of the numbers in each column will be larger than the total number of people tested.**

Reporting lab	Inconclusive	Negative	Positive	Percent positive	Total
ALOHA HOME CARE LLC DBA ACCENTCARE HOME HEALTH OF		3			3
HELIX BIOMEDICS LLC			3	100%	3
YORK HOSPITAL - LABORATORY			3	100%	3
LEESBURG COMMUNITY HEALTH CENTERS			3	100%	3
CVS TX7675POCT RED OAK		1	2	67%	3
NOVA SOUTHEASTERN UNIVERSITY		2	1	33%	3
MOBIL LAB FOR ALL INC		3			3
SUNDALE NURSING HOME		3			3
MEDEXPRESS URGENT CARE-WILKINS TOWNSHIP, WILLIAM PENN HIGHWAY		3			3
WOMACK ARMY MEDICAL CENTER			3	100%	3
CVS NE8616POCT LINCOLN		1	2	67%	3
MEDEXPRESS URGENT CARE-CHIPPEWA		2	1	33%	3
Englewood Health and Rehab			3	100%	3
SOMA MEDICAL CENTER PA #3 PALOMINO			3	100%	3
TEMPUS_LABS			3	100%	3
VA SALT LAKE CITY HCS		3			3
CVS MINUTE CLINIC DIAGNOSTIC MED GRP		3			3
EAST TENNESSEE CHILDREN'S HOSPITAL		2	1	33%	3
Birchaven		3			3
PROHEALTH PRIMARY CARE - GLEN OAKS		3			3
CVS MA969POCT PALMER		3			3
MEDICAL CENTER OF CENTRAL GEORGIA			3	100%	3
SCHIFF CENTER FOR LIVER DISEASES		1	2	67%	3
Kroger 448 - The Little Clinic Mason		3			3
JOJAN PHARMA INC		3			3
ERIE COUNTY PUBLIC HEALTH CLINICAL		3			3
CLINICA HISPANIA			3	100%	3
ONslow MEMORIAL HOSPITAL LABORATORY		3			3
FAMILY FIRST PEDIATRICS			3	100%	3
SANFORD MOBILE LAB			3	100%	3
320 S TRANSIT ST		3			3
HELIX URGENT CARE			3	100%	3
TAMPA INTERNATIONAL AIRPORT			3	100%	3
CVS OH4359POCT HUDSON		3			3
NORTHEAST FLORIDA INTERNAL MEDICINE PA		3			3
CVS CA9103POCT ESCONDIDO		3			3
MEDEXPRESS URGENT CARE, BELLE VERNON		3			3
ASPIRUS WAUSAU HOSPITAL			3	100%	3
Kroger 387 - The Little Clinic Hubbards Lane		3			3
BLACKWATER RIVER			3	100%	3
FULGENT GENETICS HOUSTON		3			3
GROVES CENTER			3	100%	3
DASCENA LAB			3	100%	3
NHC DICKSON		3			3
NOVANT HEALTH PRESBYTERIAN		2	1	33%	3
CVS HEALTH, #5962		3			3

COVID-19: testing by laboratory

Data through Apr 8, 2021 verified as of Apr 9, 2021 at 09:25 AM

Data in this report are provisional and subject to change.

The numbers in the table below represent the number of Florida and non-Florida residents for whom test results were received by the Department of Health. A person can be tested by more than one laboratory and can have both positive and negative results. **Therefore, the sum of the numbers in each column will be larger than the total number of people tested.**

Reporting lab	Inconclusive	Negative	Positive	Percent positive	Total
Medilodge of Montrose		3			3
ORLANDO REGIONAL HEALTH SERVICES		1	2	67%	3
ADVENT HEALTH MEDICAL GROUP FAMILY MEDICINE			3	100%	3
YATES COUNTY PUBLIC HEALTH		3			3
DOUGLASVILLE NURSING AND REHABILITATION		3			3
AKRON GENERAL MEDICAL CENTER MAIN		3			3
AUSTIN PUBLIC HEALTH			3	100%	3
LOCH HAVEN PEDIATRICS			3	100%	3
MISSISSIPPI CARE CENTER OF DEKALB LLC		3			3
MEDEXPRESS URGENT CARE, CHAMBERSBURG		2	1	33%	3
HARBOUR'S EDGE		2	1	33%	3
ADVANCE FAMILY PRACTICE LLC			3	100%	3
LPG PEDIATRICS AT LEHIGH ACRES		2	1	33%	3
NORTH NAPLES HOSPITAL RESPIRATORY THERAPY DEPARTMENT			3	100%	3
CVS MA2401POCT MARSHFIELD		3			3
AFC/DOCTORS EXPRESS NORTH BERGEN		3			3
CVS OH2486POCT NILES		1	2	67%	3
CLINICAL CARE ASSOCIATES, INC			3	100%	3
CHILDREN'S HEALTHCARE OF ATLANTA AT EG		3			3
VICAR'S LANDING NURSING HOME		2	1	33%	3
AFC URGENT CARE GUNBARREL			3	100%	3
CORMEUM LAB SERVICES, LLC			3	100%	3
NEW GEN LABS			3	100%	3
OHIO HEALTH DOCTORS HOSPITAL			3	100%	3
SPRING LAKE REHABILITATION CENTER			3	100%	3
Fort Gaines Health and Rehab		3			3
CLEARWATER		2	1	33%	3
UNIVERSITY HEALTH SERVICES RIVER CAMPUS		2	1	33%	3
WINDSOR AT OCALA		2	1	33%	3
LEVY COUNTY DEPT. OF PUBLIC SAFETY		1	2	67%	3
Kroger 768 - The Little Clinic Leestown Rd		2	1	33%	3
OHIO DEPARTMENT OF HEALTH LABORATORY		2	1	33%	3
Broadview Multi-Care Center		3			3
FLAGLER FAMILY MEDICINE PA			3	100%	3
INSPIRA MEDICAL CENTER VINELAND LAB		2	1	33%	3
COL CROSSROAD		1	2	67%	3
VELOCITY CARE			3	100%	3
ACCESS 365 URGENT CARE LLC		1	2	67%	3
MUNSON MEDICAL CENTER			3	100%	3
CVS SC2497POCT LEXINGTON		3			3
GREENTREE MEDICAL CENTER			3	100%	3
PANCARE HEALTH - FRANKLIN CO			3	100%	3
FLORIDA LABORATORY ANALYSIS, LLC			3	100%	3
WYOMING DEPT OF HEALTH			3	100%	3
BAPTIST PRIMARY CARE, INC.		2	1	33%	3
HOUSTON METHODIST HOSPITAL			3	100%	3

COVID-19: testing by laboratory

Data through Apr 8, 2021 verified as of Apr 9, 2021 at 09:25 AM

Data in this report are provisional and subject to change.

The numbers in the table below represent the number of Florida and non-Florida residents for whom test results were received by the Department of Health. A person can be tested by more than one laboratory and can have both positive and negative results. **Therefore, the sum of the numbers in each column will be larger than the total number of people tested.**

Reporting lab	Inconclusive	Negative	Positive	Percent positive	Total
BREVARD FAMILY WALK IN CLINIC			3	100%	3
STEAMBOAT EMERGENCY CENTER			3	100%	3
CVS MA920POCT CLINTON		3			3
WALGREENS #10264		3			3
MARTIN MEDICAL CENTER INC		1	2	67%	3
CROWNE HEALTH CARE OF FORT PAYNE		2	1	33%	3
NORTH DAKOTA DEPT OF HEALTH MICROBIOLOGY		1	2	67%	3
ADVENTHEALTH SEBRING- INFECTION CONTROL DEPARTMENT			3	100%	3
PIEDMONT FAYETTE HOSPITAL		2	1	33%	3
CVS NC2749POCT CONCORD		3			3
CVS AZ7841POCT TUCSON		3			3
ELITE PRIMARY CARE OF WAYCROSS			3	100%	3
MINUTECLINIC DIAGNOSTIC OF PA LLC		3			3
Oak Creek Terrace		3			3
BEEBE MEDICAL CENTER LABORATORY		3			3
RICHMOND CITY DEPARTMENT OF PUBLIC HEALTH			3	100%	3
USCG ABBOTT BINAXNOW		2	1	33%	3
ESTERO FIRE RESCUE		3			3
CVS CA9803POCT RIVERSIDE		3			3
PROMPT CARE OF CENTRAL FLORIDA LLC			3	100%	3
MERCY HEALTH			3	100%	3
MEDEXPRESS URGENT CARE - NORTH LITTLE		2	1	33%	3
ADVENTHEALTH MEDICAL GROUP PEDIATRICS AT APOKA		3			3
CVS NJ837POCT MARLTON		3			3
MEDICAL SERVICES OF AMERICA HOME HEALTH		3			3
Huntington Health Care and Rehabilitation Center		3			3
NORTH BROWARD HOSPITAL DISTRICT HEALTHCARE FOR THE HOMELESS			3	100%	3
SUPER HEALTH PHARMACY LLC		3			3
FLORIDA MENTOR-POINT WEST CLUSTER		3			3
CVS PA2687POCT EXTON		3			3
SISD EMPLOYEE HEALTH CLINIC			3	100%	3
DOCTORS HOSPITAL OF AUGUSTA		3			3
TMH REHABILITATION CENTER		3			3
NATIONAL JEWISH HEALTH			3	100%	3
CAREHERE LLC			3	100%	3
LAHEY CLINIC MEDICAL CENTER			3	100%	3
MEDEXPRESS URGENT CARE - CHERRY HILL		3			3
SCIENTIFIC LABORATORY DIVISION			3	100%	3
CVS TX7156POCT RICHARDSON		3			3
Gracemore Nursing and Rehab		3			3
CVS TX2876POCT PROSPER		3			3
UNITY HEALTH AND REHABILITATION CENTER			3	100%	3
URGENT DOC - URGENT CARE CLINIC			3	100%	3
CARENOW-ATASCOCITA			3	100%	3
COVID PROCESSING SITE			3	100%	3
CROSSVILLE MEDICAL GROUP		1	2	67%	3

COVID-19: testing by laboratory

Data through Apr 8, 2021 verified as of Apr 9, 2021 at 09:25 AM

Data in this report are provisional and subject to change.

The numbers in the table below represent the number of Florida and non-Florida residents for whom test results were received by the Department of Health. A person can be tested by more than one laboratory and can have both positive and negative results. **Therefore, the sum of the numbers in each column will be larger than the total number of people tested.**

Reporting lab	Inconclusive	Negative	Positive	Percent positive	Total
FLORIDA GASTROENTEROLOGY ASSOCIATES PA		3			3
PREMIER CLINICAL RESEARCH INSTITUTE INC			3	100%	3
COVENANT PEDIATRICS		1	2	67%	3
Lakeview Village		3			3
LEXINGTON MEDICAL CENTER		1	2	67%	3
DOCTORS HOSPITAL RENAISSANCE			3	100%	3
TERRACE OF ST CLOUD, THE		2	1	33%	3
ANN STORCK CENTER INC		3			3
LAURELLWOOD NURSING CENTER		1	2	67%	3
MID FLORIDA CLINICAL LABORATORY		2	1	33%	3
MARYLAND STATE DEPT OF HEALTH	2		1	33%	3
Grandview Health Care Center		3			3
COMMUNITY MEDICAL CENTER			3	100%	3
TIFTON CARECONNECT URGENT CARE			3	100%	3
ADVANCED PEDIATRICS			3	100%	3
BNC Medical Investors, LLC Berrien Nursing & Rehabilitation Center		3			3
GENDERXPRESS/PICTURE ME PERFECT IMAGING			3	100%	3
CVS TX3292POCT WYLIE		3			3
LUCID LABORATORY SERVICES		3			3
EAST GEORGIA REGIONAL MEDICAL CENTER		2	1	33%	3
MARION COUNTY FIRE RESCUE		3			3
Cleveland Clinic Weston			3	100%	3
CVS MI8091POCT FRASER		2	1	33%	3
AFFORDABLE PRIMARY CARE LLC		3			3
CGH MEDICAL CENTER			3	100%	3
MEDEXPRESS URGENT CARE - TOPEKA, SW WANAMAKER RD		3			3
CVS AZ1720POCT QUEEN CREEK		3			3
MEDEXPRESS URGENT CARE - LITTLE ROCK		2	1	33%	3
CVS IN6757POCT COLUMBUS		3			3
VA PRIMARY CARE ANNEX			3	100%	3
NC STATE LABORATORY OF PUBLIC HEALTH		3			3
THE OASIS BEACHSIDE		3			3
TUFTS MEDICAL CENTER			3	100%	3
CVS SC5471POCT LEXINGTON		2	1	33%	3
MEDICAL CENTER, THE		3			3
CELEBRATION PRIMARY CARE ASSOCIATES LLC		3			3
CARESPOT-WELLINGTON			3	100%	3
MAYO		1	2	67%	3
EVENING PEDIATRICS INC		1	2	67%	3
WHOLE CHILD PEDIATRICS			3	100%	3
MEDEXPRESS URGENT CARE, HERMITAGE		1	2	67%	3
CVS AZ7263POCT PHOENIX		3			3
MEDEXPRESS URGENT CARE - JEANNETTE		3			3
LITTLE SPURS PEDIATRIC URGENT CARE		1	2	67%	3
BOONES CREEK URGENT CARE		1	2	67%	3
CVS PA4000POCT INDIANA		3			3

COVID-19: testing by laboratory

Data through Apr 8, 2021 verified as of Apr 9, 2021 at 09:25 AM

Data in this report are provisional and subject to change.

The numbers in the table below represent the number of Florida and non-Florida residents for whom test results were received by the Department of Health. A person can be tested by more than one laboratory and can have both positive and negative results. **Therefore, the sum of the numbers in each column will be larger than the total number of people tested.**

Reporting lab	Inconclusive	Negative	Positive	Percent positive	Total
SIGNATURE CARE PFLUGERVILLE			3	100%	3
SOUTH MIAMI HOSPITAL			3	100%	3
PARKLAND HEALTH & HOSPITAL			3	100%	3
Greystone Health Care Center		3			3
ST. PETERSBURG PEDIATRICS- 38TH AVENUE			3	100%	3
OLEAN GENERAL HOSPITAL		3			3
EXETER HOSPITAL		3			3
ADVANCED HEART CARE OF SOUTH FLORIDA		3			3
GULF COAST IMMEDIATE CARE CENTER		1	2	67%	3
MEDEXPRESS-HOUSTON EAST FWY		1	2	67%	3
NASON HOSPITAL			3	100%	3
TAMPA		1	2	67%	3
OPTUM FLORIDA		2	1	33%	3
SENTARA NORFOLK GENERAL HOSPITAL CENTRAL LAB			3	100%	3
CVS IL4778POCT EVANSTON		3			3
PROPATH			3	100%	3
CABELL HUNTINGTON HOSPITAL CLINICAL LAB			3	100%	3
NEW YORK STATE DEPARTMENT OF HEALTH		1	2	67%	3
MEDEXPRESS URGENT CARE-CLOQUET		3			3
BRIGHAM AND WOMEN'S HOSPITAL			3	100%	3
SOFTLAB			3	100%	3
CVS TN7144POCT BARTLETT		3			3
EXCEL URGENT CARE OF PARAMUS LLC		3			3
WALGREENS #04311		3			3
TMH PHYSICIAN PARTNERS BLOUNTSTOWN			3	100%	3
RAPID MEDLAB (004MO)		2	1	33%	3
CVS NH2257POCT MANCHESTER		3			3
HARBORCHASE OF GAINESVILLE			3	100%	3
CVS TX19POCT SPRING		3			3
MEDEXPRESS URGENT CARE-ARLINGTON		2	1	33%	3
CVS CT288POCT BRISTOL		2	1	33%	3
UVA HEALTH SYSTEM MEDICAL LABORATORIES			3	100%	3
WALGREENS #05477		3			3
CVS IL8753POCT CHICAGO		3			3
APEX CLINICAL LABORATORIES INC		3			3
Rosedale Green		3			3
Lebanon VAMC		2	1	33%	3
Good Samaritan Society - Fairfield Glade		3			3
NEBRASKA MEDICAL CENTER			3	100%	3
PHYSICIANS CARE INC		1	2	67%	3
STRINGFELLOW MEMORIAL HOSPITAL		3			3
MEDFUSION		2	1	33%	3
WELLSTAR WEST GEORGIA MEDICAL CENTER		3			3
THE PATHOLOGY LABORATORY		1	2	67%	3
CVS MO10151POCT SPRINGFIELD		2	1	33%	3
COMMUNITY HEALTH CENTERS INC			3	100%	3

COVID-19: testing by laboratory

Data through Apr 8, 2021 verified as of Apr 9, 2021 at 09:25 AM

Data in this report are provisional and subject to change.

The numbers in the table below represent the number of Florida and non-Florida residents for whom test results were received by the Department of Health. A person can be tested by more than one laboratory and can have both positive and negative results. **Therefore, the sum of the numbers in each column will be larger than the total number of people tested.**

Reporting lab	Inconclusive	Negative	Positive	Percent positive	Total
CTRS			3	100%	3
ST JOSEPHS HOSPITAL PATHOLOGY LAB		3			3
2412 LEBANON PIKE		2	1	33%	3
JUPITER INTERNAL MEDICINE AND ASSOCIATES			3	100%	3
AVANTE INVERNESS		1	2	67%	3
US SPECIALTY LABS			3	100%	3
STARLING AT SAN JOSE			3	100%	3
CRISP REGIONAL HOSPITAL		3			3
LEE MEMORIAL HOSPITAL BLOOD GAS LAB			3	100%	3
GREATER MOBILE URGENT CARE – SPRINGHILL			3	100%	3
GARCIA MORALES NELSON			3	100%	3
CVS MO4850POCT SPRINGFIELD		3			3
QUALITY LABORATORY SERVICE		2	1	33%	3
LEGACY ER AND URGENT CARE			3	100%	3
Edward Hines, Jr. VA Hospital		2	1	33%	3
SOUTH BAY CORRECTIONAL FACILITY			3	100%	3
DOCTORS HOSPITAL LAB MEDICAL OFFICE BUILDING			3	100%	3
UNIVERSITY OF KANSAS MEDICAL CENTER			3	100%	3
Kroger 592 - The Little Clinic Alexander Plaza		2	1	33%	3
CVS MO8555POCT KANSAS CITY		3			3
MINUTECLINIC, LLC #05891		2	1	33%	3
CVS GA5637POCT VILLA RICA		3			3
MINUTECLINIC, DIAGNOSTIC OF TEXAS, LLC		3			3
CONCENTRA - ORLANDO SOUTH II		3			3
MEDIC INFUSION PA		3			3
LEE CONVENIENT CARE AT SUMMERLIN			3	100%	3
LINCOLN MEDICAL CENTER		3			3
MINUTECLINIC DIAGNOSTIC OF WISCONSIN,		3			3
CVS CA9485POCT MISSION VIEJO		3			3
CANOPY PEDIATRICS		3			3
SAVANNAH COVE		3			3
BRANDON REGIONAL EMERGENCY CTR			3	100%	3
PIEDMONT HENRY HOSPITAL, INC		3			3
Kroger 758 - The Little Clinic Providence		3			3
TARRANT COUNTY PUBLIC HEALTH		3			3
SERENADES BY SONATA		1	2	67%	3
Kennedy University Hospital -Wash Twp L		3			3
NEBRASKA DEPARTMENT OF HEALTH AND HUMAN SERVICES			3	100%	3
WAL-MART STORES EAST LP		2	1	33%	3
MIDDLETON PEDIATRICS			3	100%	3
FLORIDA MEDICAL ASSOCIATES		3			3
CERTIVIA LABORATORIES			3	100%	3
PINELLAS PARK HEALTH CENTER - PINELLAS CHD		1	2	67%	3
ADVENTHEALTH IMAGING LAKE NONA		1	2	67%	3
BAPTIST PRIMARY CARE FERNANDINA BEACH			3	100%	3
WHITE EARTH IHS MAIN LAB		3			3

COVID-19: testing by laboratory

Data through Apr 8, 2021 verified as of Apr 9, 2021 at 09:25 AM

Data in this report are provisional and subject to change.

The numbers in the table below represent the number of Florida and non-Florida residents for whom test results were received by the Department of Health. A person can be tested by more than one laboratory and can have both positive and negative results. **Therefore, the sum of the numbers in each column will be larger than the total number of people tested.**

Reporting lab	Inconclusive	Negative	Positive	Percent positive	Total
EASTERN NEW MEXICO MEDICAL CENTER		3			3
BROOME COUNTY HEALTH DEPARTMENT		2	1	33%	3
INTERNAL MEDICINE & PEDIATRICS WELLNESS CENTER			3	100%	3
SINAI POST ACUTE NURSING AND REHAB CE		3			3
LIFE CARE CENTER OF SKAGIT VALLEY		3			3
RCA LABORATORY SERVICES LLC			3	100%	3
CVS PA1657POCT YORK		2	1	33%	3
CVS RI326POCT NORTH SMITHFIELD		3			3
ROANE MEDICAL CENTER		2	1	33%	3
THE DOCTOR'S OFFICE OF WEST CALDWELL		3			3
THE DOCTORS OFFICE OF BRICK, LLC		3			3
BETHESDA HOSPITAL EAST BLOOD GAS LAB			3	100%	3
BAPTIST HEALTH SURGERY CENTER AT NORTHPOINT			3	100%	3
MANATEE URGENT CARE LLC			3	100%	3
CUMBERLAND MEDICAL CENTER INC		3			3
Kroger 093 - The Little Clinic Stapleton		2	1	33%	3
CVS MO5727POCT PLATTE CITY		3			3
GONZALEZ MD AND ASWAD MD HEALTH SERVICES			3	100%	3
SSM HEALTH ST LOUIS MICROBIOLOGY LABORATORY		1	2	67%	3
TAYLOR MANOR		1	2	67%	3
FAMILY TREE MEDICAL GROUP PA		2	1	33%	3
NON-US			3	100%	3
BARONESS ERLANGER HOSPITAL		3			3
CVS SC4382POCT SPARTANBURG		3			3
MINUTECLINIC DIAGNOSTIC OF NEW MEXICO LLC #7552		3			3
NYU WINTHROP LABORATORY		3			3
Maryfield Inc. dba Pennybyrn		3			3
MEDEXPRESS URGENT CARE - LAWRENCE		3			3
ATLAS GENOMICS			2	100%	2
ALL PEDIATRIC CARE PA			2	100%	2
PROSPECT URGENT CARE			2	100%	2
VA Ann Arbor HCS		1	1	50%	2
Cooperstown Center for Nursing and Rehabilitation		2			2
WALGREENS # 09788		2			2
STANFORD HEALTH CARE ANATOMIC PATHOLOGY & CLINICAL LAB			2	100%	2
MEMORIAL HOSPITAL OF TAMPA			2	100%	2
BIONIC TECHNOLOGIES CORPORATION			2	100%	2
TWELVE OAKS RECOVERY CENTER			2	100%	2
JORDAN VALLEY MEDICAL CENTER			2	100%	2
HOME CARE PHARMACY OF PALM COAST INC		2			2
CHESTERFIELD HEALTHCARE GROUP, INC		2			2
ROCKWALL URGENT CARE			2	100%	2
HOUSTON HEALTH DEPARTMENT - BUREAU OF LABORATORY SERVICES			2	100%	2
BLUEWATER TOXICOLOGY			2	100%	2
MC MEDICAL			2	100%	2
WALGREENS NO 10512		1	1	50%	2

COVID-19: testing by laboratory

Data through Apr 8, 2021 verified as of Apr 9, 2021 at 09:25 AM

Data in this report are provisional and subject to change.

The numbers in the table below represent the number of Florida and non-Florida residents for whom test results were received by the Department of Health. A person can be tested by more than one laboratory and can have both positive and negative results. **Therefore, the sum of the numbers in each column will be larger than the total number of people tested.**

Reporting lab	Inconclusive	Negative	Positive	Percent positive	Total
ST. MARY'S MEDICAL CENTER EVANSVILLE, INC			2	100%	2
UMHC HOLLYWOOD LABORATORY			2	100%	2
MEDEXPRESS URGENT CARE - VINELAND S MA		2			2
ADVENTHEALTH IMAGING PARTIN SETTLEMENT			2	100%	2
BOND COMMUNITY HEALTH CENTER			2	100%	2
HAMILTON COUNTY HEALTH DEPARTMENT		2			2
AHC Forest cove		2			2
JMC TALLAHASSEE, LLC			2	100%	2
ATLANTIC DIAGNOSTICS			2	100%	2
LIFETIME FAMILY URGENT CARE			2	100%	2
MIRAMAR KIDNEY CENTER		1	1	50%	2
EAST CORE LAB			2	100%	2
LABRADOR PRIMARY CARE CENTER			2	100%	2
MEDEXPRESS URGENT CARE - CONWAY		2			2
DALLAS BAPTIST UNIVERSITY - HEALTH SERVICES			2	100%	2
LONG, SARAH		1	1	50%	2
MIDWAY SPECIALTY CARE CENTER INC		2			2
COLUMBIA COTTAGE		2			2
BAPTIST HOSPITAL PRIMARY CARE GULF BREEZE			2	100%	2
ANDERSON COUNTY HOSPITAL			2	100%	2
HEALTH FIRST MEDICAL GROUP			2	100%	2
CVS MA41POCT TAUNTON		2			2
LOWELL GENERAL HOSPITAL			2	100%	2
BERNHARDT LABORATORIES INC			2	100%	2
INA		1	1	50%	2
MEDEXPRESS URGENT CARE-VINLAND SOUTH		1	1	50%	2
CVS NC4169POCT FAYETTEVILLE		2			2
CVS OH3980POCT KENT		2			2
SPECIALTY LABORATORIES			2	100%	2
PPD CLINICAL RESEARCH UNIT			2	100%	2
FLORIDA PRIMARY CARE CENTER PA		2			2
EASTSIDE SPORTS COMPLEX			2	100%	2
Colonial Manor Nursing and Rehabilitation Center		2			2
MEDEXPRESS URGENT CARE - BENTON		2			2
SOUTH DAKOTA DEPARTMENT OF HEALTH		2			2
MILFORD REGIONAL HOSPITAL			2	100%	2
MOBILE COUNTY HEALTH DEPARTMENT		1	1	50%	2
WOMENS CARE FLORIDA LLC-LABORATORY		2			2
NEMOURS CHILDREN'S PRIMARY CARE OF VERO BEACH			2	100%	2
JOHN D. ARCHBOLD MEM. HOSPITAL			2	100%	2
RIVERSIDE METHODIST HOSPITAL LAB			2	100%	2
MEDEXPRESS URGENT CARE - LINCOLN N 26T		2			2
CVS NC2559POCT CHARLOTTE		2			2
MEDEXPRESS URGENT CARE PENNSVILLE		2			2
REGIONS HOSPITAL LABORATORY			2	100%	2
LAKELAND VOLUNTEERS IN MEDICINE INC		1	1	50%	2

COVID-19: testing by laboratory

Data through Apr 8, 2021 verified as of Apr 9, 2021 at 09:25 AM

Data in this report are provisional and subject to change.

The numbers in the table below represent the number of Florida and non-Florida residents for whom test results were received by the Department of Health. A person can be tested by more than one laboratory and can have both positive and negative results. **Therefore, the sum of the numbers in each column will be larger than the total number of people tested.**

Reporting lab	Inconclusive	Negative	Positive	Percent positive	Total
SUNBRIDGE CARE & REHAB FOR DECATUR		2			2
METHODIST MANSFIELD MEDICAL CENTER			2	100%	2
FLORIDA MENTOR FAULKNER GROUP HOME			2	100%	2
JRS LABORATORY			2	100%	2
TRINITY DIALYSIS			2	100%	2
SPRINGS MEDICAL LAB		1	1	50%	2
MID-FLORIDA HEMATOLOGY AND ONCOLOGY CENTERS		2			2
PALM BAY COMMUNITY OUTPATIENT CLINIC		2			2
VA OUTPATIENT PHARMACY			2	100%	2
ATHENA CARE RESOURCES LLC		2			2
MEMORIAL HEALTH UNIVERSITY MEDICAL CENTER			2	100%	2
MC DIAGNOSTIC OF CONNECTICUT, PC #252		1	1	50%	2
THE RIM URGENT CARE			2	100%	2
DURAND SENIOR CARE & REHAB CENTER		2			2
EXCEPTIONAL EMERGENCY CENTER - AMARILLO			2	100%	2
Alden Terrace of McHenry			2	100%	2
COVANCE			2	100%	2
MINUTECLINIC DIAGNOSTIC OF VIRGINIA, LLC #1980		2			2
Kroger 127 - The Little Clinic Lakewood-Alameda		2			2
RRMC CREEKSIDE LAB		2			2
CVS OH254OPOCT HILLIARD		2			2
REELFOOT FAMILY WALK IN CLINIC - TIPT		2			2
MARLBORO URGENT CARE		2			2
COLD SPRING HILLS CENTER FOR NURSING A		2			2
CVS AZ5892POCT LAVEEN		2			2
RAPID MEDLAB (002MO)		2			2
SHEPHERD CENTER CLINICAL LABORATORY		2			2
Sanford Health & Rehabilitation			2	100%	2
UHEALTH CARDIOLOGY			2	100%	2
EASTERN NIAGARA HOSPITAL		2			2
ASSOCIATES IN UROGYNECOLOGY MD LLC		2			2
MEDEXPRESS URGENT CARE-SELINGSGROVE		2			2
CAREWELL JW - WORCESTER LNC			2	100%	2
Tuscola County Medical Care Community		2			2
REHOBOTH MCKINLEY CHRISTIAN HOSPITAL		2			2
MOBILE HEALTH MEDICAL SERVICES PC		2			2
CREATIVE HEALTH CENTER			2	100%	2
DALLAS VA MEDICAL CENTER - VA NORTH TEXAS HEALTH CARE SYSTEM			2	100%	2
NORTHSIDE FAMILY MEDICINE AND URGENT CARE (HOLLY SPRINGS)		2			2
ONTARIO COUNTY PUBLIC HEALTH		2			2
Bedford Care Center of Hattiesburg		2			2
SWEDISH COVENANT HOSPITAL			2	100%	2
CVS IN6555POCT BROWNSBURG		2			2
First Care Living Center/Essentia Health			2	100%	2
AHC PARIS		2			2
LAREDO EMERGENCY ROOM			2	100%	2

COVID-19: testing by laboratory

Data through Apr 8, 2021 verified as of Apr 9, 2021 at 09:25 AM

Data in this report are provisional and subject to change.

The numbers in the table below represent the number of Florida and non-Florida residents for whom test results were received by the Department of Health. A person can be tested by more than one laboratory and can have both positive and negative results. **Therefore, the sum of the numbers in each column will be larger than the total number of people tested.**

Reporting lab	Inconclusive	Negative	Positive	Percent positive	Total
Kroger 409 - The Little Clinic Hebron Marketplace		1	1	50%	2
Kroger 328 - The Little Clinic Henderson Road		2			2
FRASER MEMORIAL HOSPITAL		1	1	50%	2
Kroger 400 - The Little Clinic Hartley Bridge Rd		1	1	50%	2
THE HOSPITAL OF PROVIDENCE EMERGENCY ROOM			2	100%	2
NEWTON MEMORIAL HOSPITAL		2			2
LAB PLUS, LLC AT ASCENSION SAINT THOMA		2			2
CITY OF NEW YORK DEPARTMENT OF HEALTH			2	100%	2
CVS OH4327POCT PAINESVILLE		2			2
SWEETWATER NURSING CENTER		2			2
MELBOURNE URGENT CARE			2	100%	2
MINUTECLINIC DIAGNOSTIC MEDICAL		2			2
BRENTWOOD AT FORE RANCH			2	100%	2
Waycross Health and Rehabilitation		2			2
STARR COUNTY MEMORIAL HOSPITAL			2	100%	2
MEDEXPRESS URGENT CARE - WOODBURY			2	100%	2
Kroger 745 - The Little Clinic Somerset		2			2
SCDHEC BUREAU OF LABORATORIES			2	100%	2
EMORY JOHNS CREEK HOSPITAL		2			2
RENFREW CENTERS INC		2			2
CVS MD1490POCT GAITHERSBURG		2			2
CVS OH6167POCT ASHLAND		2			2
MY PHARMACY			2	100%	2
RAPID RESULT CORP LLC		1	1	50%	2
ROYAL CARE MEDICAL CENTER			2	100%	2
MAYO CLINIC COUMADIN CLINIC LABORATORY		1	1	50%	2
CVS MA38POCT CHARLTON		2			2
CVS MINUTE CLINIC #5836		2			2
LEGACY LABORATORY SERVICES			2	100%	2
Tidelands Health Rehabilitation Hospital			2	100%	2
NATHAN LITTAUER HOSPITAL LAB		2			2
GIGI WOOD DAVIS DO-FAMILY MEDICINE		2			2
Walgreens #12427		1	1	50%	2
LABCORP OF AMERICA HOLDINGS		1	1	50%	2
PREVENTIVE HEALTH PARTNERS I L S C		2			2
THOMASVILLE REGIONAL MEDICAL CENTER		2			2
VIRGINIA DEPT OF HEALTH OFFICE OF EPIDEMIOLOGY			2	100%	2
EXPRESS CARE OF THE SHOALS		1	1	50%	2
Eugene J. Towbin Healthcare Center		2			2
SACRED HEART HOSPITAL ON THE EMERALD			2	100%	2
ALBUQUERQUE - AMG SPECIALTY HOSPITAL		2			2
Jackson Health Care Facility			2	100%	2
MINUTECLINIC #1773		2			2
LAKE SUCCESS EXTENDED CARE		2			2
WELL HEALTH LABS			2	100%	2
Beth Sholom Home of Eastern Virginia		1	1	50%	2

COVID-19: testing by laboratory

Data through Apr 8, 2021 verified as of Apr 9, 2021 at 09:25 AM

Data in this report are provisional and subject to change.

The numbers in the table below represent the number of Florida and non-Florida residents for whom test results were received by the Department of Health. A person can be tested by more than one laboratory and can have both positive and negative results. **Therefore, the sum of the numbers in each column will be larger than the total number of people tested.**

Reporting lab	Inconclusive	Negative	Positive	Percent positive	Total
MINERS COLFAX MEDICAL CENTER		2			2
DMC UNIVERSITY LABORATORIES		1	1	50%	2
ATVIVO LLC		2			2
PALM CITY NURSING AND REHAB CENTER			2	100%	2
METROHEALTH SYSTEM			2	100%	2
Mary Anna Nursing Home		2			2
CVS CA9497POCT IRVINE		2			2
PROFESSIONAL DIALYSIS CENTER			2	100%	2
Absolut Care at Three Rivers		2			2
SUMMERFIELD RETIREMENT LIVING, INC			2	100%	2
UW HOSPITAL AND CLINICS		1	1	50%	2
SKY LAKES MEDICAL CENTER		2			2
HOLY TRINITY PHARMACY LLC		2			2
HOCHBERG LOWER SCHOOL		2			2
PHOEBE BERKS HEALTH CARE CENTER		2			2
MINUTECLINIC DIAG OF IND, LLC #6250		2			2
METHODIST HEALTHCARE UNIVERSITY HOSPIT		2			2
BAYMEADOWS PRIMARY CARE		2			2
SOUTHEASTERN IMMEDIATE CARE- MILLEDGEVILLE GA			2	100%	2
BROOKDALE ALTAMONTE SPRINGS			2	100%	2
PHYSICIANS PREMIER			2	100%	2
DEBORAH HEART AND LUNG CENTER		2			2
SENDER RETREAT ADULT DAY CARE CENTERS			2	100%	2
CVS NV5942POCT LAS VEGAS		2			2
RAINY LAKE MEDICAL CENTER			2	100%	2
PALM BEACH DIGESTIVE ASSOCIATES			2	100%	2
CROSSTOWN PHARMACY		2			2
MAYO CLINIC GROUP PRACTICE LABORATORY			2	100%	2
SHORE MEDICAL CENTER		2			2
SIMMONS			2	100%	2
ROPER HOSPITAL			2	100%	2
CORNERSTONE MEDICAL CARE OF BRANDON		2			2
AYASS BIOSCIENCE LLC			2	100%	2
SHERIDAN AT HOBE SOUND, THE			2	100%	2
MINUTECLINIC DIAGNOSTIC OF KANSAS, PC		2			2
OCALA REGIONAL KIDNEY CENTER-WEST			2	100%	2
RIGHT AT HOME			2	100%	2
BAPTIST HEALTHCARE - LAKEVIEW CENTER INC		2			2
CVS IN6559POCT AVON		2			2
CVS MA299POCT WORCESTER		2			2
MASSENA HOSPITAL LABORATORY		2			2
CARE ATC SUN HYDRAULICS TALLAVAST			2	100%	2
CVS PA10825POCT PLYMOUTH MEETING		2			2
FLORIDA COMMUNITY HEALTH CENTERS, INC.			2	100%	2
MASSACHUSETTS DEPARTMENT OF HEALTH			2	100%	2
JEFFERSON WASHINGTON TOWNSHIP HOSPITAL		2			2

COVID-19: testing by laboratory

Data through Apr 8, 2021 verified as of Apr 9, 2021 at 09:25 AM

Data in this report are provisional and subject to change.

The numbers in the table below represent the number of Florida and non-Florida residents for whom test results were received by the Department of Health. A person can be tested by more than one laboratory and can have both positive and negative results. **Therefore, the sum of the numbers in each column will be larger than the total number of people tested.**

Reporting lab	Inconclusive	Negative	Positive	Percent positive	Total
CVS MI8287POCT MACOMB		2			2
SANFORD REGIONAL HOSPITAL WORTHINGTON		2			2
TRICORE REFERENCE LABORATORY		1	1	50%	2
WISE HEALTH SYSTEM		1	1	50%	2
MEDEXPRESS URGENT CARE - LINCOLN VILLA		2			2
UK HEALTHCARE			2	100%	2
MIAMI DADE MEDICAL RESEARCH INSTITUTE			2	100%	2
UT PATH			2	100%	2
WHITESANDS OUTPATIENT TREATMENT		2			2
Hartwell Health and Rehabilitation		2			2
Kroger 596 - The Little Clinic Brentwood		2			2
CLEVELAND CLINIC IMAGING			2	100%	2
ONE MEDICAL GROUP		1	1	50%	2
NYU LANGONE HUNTINGTON MEDICAL GROUP		2			2
BAYCARE LABORATORIES			2	100%	2
WEST HOUSTON MEDICAL CENTER			2	100%	2
SIMPLY HEALTHCARE AND WELLNESS CLINIC, PC			2	100%	2
BIRMINGHAM INTERNAL MEDICINE ASSOCIATE		1	1	50%	2
DAYTON CHILDRENS HOSPITAL LAB			2	100%	2
MAINE CENTER FOR DISEASE CONTROL AND PREVENTION			2	100%	2
DEKALB MEDICAL CENTER LABORATORY			2	100%	2
PARKRIDGE MEDICAL CENTER			2	100%	2
Camellia Gardens		2			2
GRACE HEALTHCARE OF LAKE WALES		1	1	50%	2
BAPTIST HEALTH LEXINGTON			2	100%	2
UNIVERSITY OF MIAMI SCCC RESEARCH LABORATORY			2	100%	2
Kroger 441 - The Little Clinic Middletown		2			2
MIDDLE TENN MENTAL HEALTH INSTITUTE		2			2
Overton Brooks VAMC		2			2
ESCANDON DIAGNOSTIC CLINIC			2	100%	2
DELAWARE DIAGNOSTICS LABS			2	100%	2
Cottage of the Shoals		2			2
CHI MEMORIAL PRIMARY CARE ASSOCIATES-A		2			2
PALM COAST DIALYSIS		2			2
DALLAS MEDICAL CENTER			2	100%	2
HOPE HEALTH & WELLNESS		2			2
HEALTH & REHAB CTR AT DOLPHINS VIEW, THE			2	100%	2
VAULT MEDICAL SERVICES		1	1	50%	2
RIVER CITY MEDICAL ASSOCIATES, INC			2	100%	2
FLORIDA MEDICAL CLINIC, LLC			2	100%	2
MED-LAKE LABORATORY, LLC			2	100%	2
CVS MA1179POCT HUDSON		1	1	50%	2
ACCESS MEDICAL GROUP OF FLORIDA CITY			2	100%	2
BIOMAT USA			2	100%	2
INSPIRE HEALTHCARE CENTER			2	100%	2
NAVAL BRANCH MEDICAL CLINIC			2	100%	2

COVID-19: testing by laboratory

Data through Apr 8, 2021 verified as of Apr 9, 2021 at 09:25 AM

Data in this report are provisional and subject to change.

The numbers in the table below represent the number of Florida and non-Florida residents for whom test results were received by the Department of Health. A person can be tested by more than one laboratory and can have both positive and negative results. **Therefore, the sum of the numbers in each column will be larger than the total number of people tested.**

Reporting lab	Inconclusive	Negative	Positive	Percent positive	Total
LAKE BALDWIN			2	100%	2
VALLEY BAPTIST MEDICAL CENTER: BROWNSVILLE			2	100%	2
MEDSTAR HARBOR HOSPITAL			2	100%	2
CHARLOTTE COUNTY HEALTH DEPARTMENT			2	100%	2
MEASE COUNTRYSIDE HOSPITAL CARDIAC REH			2	100%	2
FIRST PREVENTION AND DIALYSIS CENTER LLC			2	100%	2
IN AND OUT URGENT CARE			2	100%	2
SMITH NORTHVIEW HOSPITAL LAB			2	100%	2
SOUTH HILLSBOROUGH CBOC			2	100%	2
Imboden Creek Living Center		2			2
WILLOW CREEK RETIREMENT CENTER		2			2
PUBLIC HEALTH LABORATORY	1		1	50%	2
PLANT CITY FAMILY CARE		2			2
MEDEXPRESS URGENT CARE - ROSS TOWNSHIP		2			2
MINUTECLINIC DIAGNOSTIC PA #7110		2			2
FLORIDA MEDICAL CENTER OF CLEARWATER		2			2
URGENTMED PLANTATION			2	100%	2
POMERENE HOSPITAL			2	100%	2
Wetumpka Health and Rehab, LLC		2			2
SUNCOAST BLOOD BANK			2	100%	2
CVS NV5286POCT HENDERSON		2			2
BROOKS -TLC HOSPITAL SYSTEM			2	100%	2
PM PEDIATRICS OF BAYSIDE PLLC - HOPEWELL JUNCTION		2			2
IM&P WELLNES CENTER			2	100%	2
MADISON HOSPITAL LABORATORY			2	100%	2
Van Wert Manor		2			2
CVS M08581POCT BLUE SPRINGS		1	1	50%	2
UC CORAL GABLES			2	100%	2
MEMORIAL HEALTH SYSTEM		1	1	50%	2
FLORIDA SCHOOL FOR THE DEAF & BLIND			2	100%	2
HCR MANOR CARE SERVICES OF FLORIDA III INC		2			2
Great Lakes Health Center			2	100%	2
RHODE ISLAND DEPARTMENT OF HEALTH LABORATORIES			2	100%	2
Timber Ridge Health Care Center			2	100%	2
WALGREENS #15495		1	1	50%	2
WEST COAST PEDIATRICS			2	100%	2
SYMPHONY OF BUFFALO GROVE		2			2
SUNSHINE PHARMACY		2			2
KEATING SPORTS CENTER		2			2
Kroger 519 - The Little Clinic Georgesville Square		2			2
MEMORIAL HOSPITAL OF SOUTH BEND			2	100%	2
ADVANCED MEDICAL CARE			2	100%	2
HEALTH PARTNERS REGIONAL HOSPITAL			2	100%	2
CVS NV8784POCT LAS VEGAS		1	1	50%	2
PATIENT FIRST-BATTLEFIELD			2	100%	2
VILLAGES HEALTH SYSTEM, LLC, THE			2	100%	2

COVID-19: testing by laboratory

Data through Apr 8, 2021 verified as of Apr 9, 2021 at 09:25 AM

Data in this report are provisional and subject to change.

The numbers in the table below represent the number of Florida and non-Florida residents for whom test results were received by the Department of Health. A person can be tested by more than one laboratory and can have both positive and negative results. **Therefore, the sum of the numbers in each column will be larger than the total number of people tested.**

Reporting lab	Inconclusive	Negative	Positive	Percent positive	Total
Kroger 667 - The Little Clinic Litchfield Park		2			2
ST LUKES HOSPITAL			2	100%	2
VAULT HEALTH			2	100%	2
UHEALTH CORAL SPRINGS			2	100%	2
WALGREENS #06583		2			2
Stillwater Healthcare		2			2
CIGNA GATEWAY			2	100%	2
PRIMARY HEALTH CARE ASSOCIATES INC			2	100%	2
FHPG SURGICAL ASSOCIATES OF EAST PASCO			2	100%	2
MANISTEE COUNTY MEDICAL CARE FACILITY		2			2
AMERICAN MEDICAL LABORATORIES			2	100%	2
APC PEDIATRICS			2	100%	2
Greystone Nursing and Rehab, LLC			2	100%	2
PRIMARY CARE SERVICES AT EDGEWATER		2			2
PALOS COMMUNITY HOSPITAL LABORATORY			2	100%	2
CATHOLIC HEALTH LABORATORY SERVICES		2			2
Delaware Court Healthcare Center		2			2
BAYCARE OUTREACH LAB			2	100%	2
Lake Charles Healthcare LLC dba Landmark Lake Charles			2	100%	2
WURLAND NURSING AND REHABILITATION, L		2			2
ST JOSEPH'S HOSPITAL INC			2	100%	2
Macon Valley Nursing and Rehabilitation Center		2			2
BAPTIST HOSPITAL OF MIAMI MCI BROWARD LABORATORY			2	100%	2
GOLISANO PEDIATRICS PORT CHARLOTTE HARBOR		2			2
ADVENTHEALTH MEDICAL GROUP FAMILY AND INTERNAL		1	1	50%	2
CLEVELAND CLINIC FLORIDA LABORATORY			2	100%	2
ST. VINCENT HOSPITAL			2	100%	2
A+ URGENT/PRIMARY CARE			2	100%	2
FLAGLER PROFESSIONAL HEALTH CAE SERVICES INC		2			2
CPL LABS			2	100%	2
FKC AMELIA ISLAND DIALYSIS			2	100%	2
UNIVERSITY OF MISSOURI HEALTH CARE			2	100%	2
The Laurels of Hendersonville		2			2
GOUVERNEUR HOSPITAL LABORATORY		2			2
UNIVERSITY OF MIAMI HOSPITALS & CLINIC			2	100%	2
AMICUS MEDICAL CENTER LLC			2	100%	2
Iron County Medical Care Facility		2			2
COLONIAL VILLA GOOD SAMARITAN CENTER		2			2
DUBOIS CONTINUUM OF CARE COMMUNITY INC		2			2
Virginia Gay Nursing and Rehab		2			2
Durham VAMC		2			2
MCGUFFEY HEALTH CARE CENTER INC		2			2
TALLAHASSEE MEMORIAL HEALTHCARE FAMILY MED RESIDENCY			2	100%	2
SPECTRA EAST INC		1	1	50%	2
ManorCare Rehab Center of Marietta		2			2
INTEGRATED REGIONAL LABS			2	100%	2

COVID-19: testing by laboratory

Data through Apr 8, 2021 verified as of Apr 9, 2021 at 09:25 AM

Data in this report are provisional and subject to change.

The numbers in the table below represent the number of Florida and non-Florida residents for whom test results were received by the Department of Health. A person can be tested by more than one laboratory and can have both positive and negative results. **Therefore, the sum of the numbers in each column will be larger than the total number of people tested.**

Reporting lab	Inconclusive	Negative	Positive	Percent positive	Total
BERGEN COUNTY SURGICAL AND ENDOSCOPY CENTER		2			2
Sevierville Health and Rehabilitation		2			2
WEAKLEY COUNTY REHAB AND NURSING CENTER		2			2
RAPID URGENT CARE - ALBANY			2	100%	2
MINUTECLINIC DIAG OF IND, LLC #4368		2			2
AGILE URGENT CARE			2	100%	2
SENECA HEALTH CARE CENTER		2			2
PATIENT FIRST MEDICAL CENTER-CARYTOWN			2	100%	2
INTEAM HEALTH, INC.			2	100%	2
CVS MO5724POCT KANSAS CITY		2			2
PALM WEST INTERNIST PA			2	100%	2
Kroger 619 - The Little Clinic Hendersonville Indian Lake		2			2
STUART SURGERY CENTER, LLC			2	100%	2
Church Creek SNF			2	100%	2
WyndRidge Health & Rehabilitation		2			2
ALVERNO CLINICAL LABORATORIES			2	100%	2
Heartland Healthcare Center Boca Raton			2	100%	2
LAWRENCE GENERAL HOSPITAL			2	100%	2
MEDEXPRESS URGENT CARE, HANOVER		2			2
MERCY HEALTH LAB		1	1	50%	2
URGENT CARE AND SURGERY CENTER			2	100%	2
LIFT HEALTH		2			2
HERNANDO CHILDREN'S			2	100%	2
MD NOW URGENT CARE MEDICAL CENTERS INC			2	100%	2
MEDICAL ASSOCIATES OF BREVARD LLC		1	1	50%	2
CVS IN6608POCT NEW PALESTINE			2	100%	2
PM PEDIATRICS OF BAYSIDE PLLC - BELLER		2			2
NORTH OKALOOSA PHYSICIAN GRP - WALK IN CLINIC			2	100%	2
PANCARE HEALTH - SNEADS ELEMENTARY			2	100%	2
RDX BIOSCIENCE INC			2	100%	2
BAPTIST HOSPITAL INTERNAL MEDICINE GULF BREEZE			2	100%	2
VALHALLA MEDICS		2			2
LabCorp of America			2	100%	2
MARYWOOD NURSING CARE CENTER		2			2
CVS MA137POCT QUINCY		2			2
UTMB PATHOLOGY CLINICAL SERVICES LABORATORY			2	100%	2
UPSON REGIONAL MEDICAL CENTER		1	1	50%	2
MORRISTOWN MEMORIAL HOSPITAL		2			2
FLORIDA MEDICAL CLINIC IM LUTz			2	100%	2
LACORP		1	1	50%	2
LINIL VISITING NURSES, INC		2			2
CATSKILL REGIONAL MEDICAL CENTER		2			2
COUNTRY COTTAGE		2			2
MAURY REGIONAL MEDICAL CENTER		2			2
JUST BELIEVE RECOVERY CENTER			2	100%	2
CVS NH1004POCT SALEM		1	1	50%	2

COVID-19: testing by laboratory

Data through Apr 8, 2021 verified as of Apr 9, 2021 at 09:25 AM

Data in this report are provisional and subject to change.

The numbers in the table below represent the number of Florida and non-Florida residents for whom test results were received by the Department of Health. A person can be tested by more than one laboratory and can have both positive and negative results. **Therefore, the sum of the numbers in each column will be larger than the total number of people tested.**

Reporting lab	Inconclusive	Negative	Positive	Percent positive	Total
PUTNAM COUNTY PUBLIC HEALTH UNIT		2			2
FLORIDA MEDICAL CLINIC CARDIOLOGY-ZH			2	100%	2
MERCY CONVENIENT CARE			2	100%	2
PT&J REHAB LLC		1	1	50%	2
Cedar Valley Nursing & Rehab Center		2			2
MEDEXPRESS URGENT CARE - OMAHA N 72 ST		2			2
COASTAL MEDICAL LAB			2	100%	2
IN & OUT URGENT CARE METAIRIE			2	100%	2
CAROLINAS HEALTHCARE SYSTEM LAB			2	100%	2
BRANDYWYNE HEALTH CARE CENTER			2	100%	2
UNIVERSITY COMMUNITY HEALTH SERVICES		1	1	50%	2
BUEN PASTOR MEDICAL CENTER, INC			2	100%	2
GENETIC ASSAYS INC			2	100%	2
PM PEDIATRICS OF SELDEN, PLLC		2			2
WELLNESS MEDICAL CLINIC			2	100%	2
CVS TX7151POCT HUMBLE		2			2
CVS AZ7075POCT CHANDLER		2			2
THE EDGEWATER AND WATERMAN VILLAGE			2	100%	2
BAYLOR COLLEGE OF MEDICINE			2	100%	2
Walgreens #9278		2			2
PALMS OF FT MYERS,THE			2	100%	2
MCLAREN REGIONAL MEDICAL CENTER			2	100%	2
RAJ K PAI MD PA			2	100%	2
Covington Care Nursing and Rehabilitation		2			2
URGENT TEAM MANAGEMENT OF TENNESSEE, L		1	1	50%	2
PENINSULA REGIONAL MED CTR LAB			2	100%	2
ORMOND BEACH URGENT CARE			2	100%	2
UNM SANDOVAL REGIONAL MEDICAL CENTER		2			2
DOCTOR'S IN-HOUSE LAB/COMMUNITY HEALTH CENTERS OF PINELLAS - JOHNNIE R			2	100%	2
HEARTLAND HOME HEALTH CARE		2			2
PRECISION CLINICAL RESEARCH			2	100%	2
CARTER BLOOD CARE			2	100%	2
OAKMONT EAST- GREENVILLE SC, LLC		2			2
COASTAL PEDIATRIC CARE			2	100%	2
ADVENTIST HINSDALE HOSPITAL LABORATORY			2	100%	2
CVS CA9145POCT SANTEE		1	1	50%	2
GULF COAST REGIONAL MEDICAL CARE		2			2
RANDOLPH COUNTY HEALTH & REHABILITATIO		2			2
NORTHSIDE FAMILY MEDICINE AND URGENT CARE (EAST COBB)		2			2
WISCONSIN STATE LABORATORY OF HYGIENE		1	1	50%	2
FLORIDA DEPARTMENT OF HEALTH PINELLAS COUNTY-			2	100%	2
PHYSICIANS LABORATORY SERVICES			2	100%	2
CVS NM7242POCT ALBUQUERQUE		2			2
WESTMINSTER SUNCOAST			2	100%	2
APPLING NURSING & REHABILITATION PAVIL		2			2
A G RHODES HOME AT WESLEY WOODS		2			2

COVID-19: testing by laboratory

Data through Apr 8, 2021 verified as of Apr 9, 2021 at 09:25 AM

Data in this report are provisional and subject to change.

The numbers in the table below represent the number of Florida and non-Florida residents for whom test results were received by the Department of Health. A person can be tested by more than one laboratory and can have both positive and negative results. **Therefore, the sum of the numbers in each column will be larger than the total number of people tested.**

Reporting lab	Inconclusive	Negative	Positive	Percent positive	Total
WILSON MEMORIAL HOSPITAL			2	100%	2
TEXAS REGIONAL ASTHMA & ALLERGY CENTER			2	100%	2
DUKE HEALTH REGIONAL HOSPITAL			2	100%	2
SPARTANBURG REGIONAL MEDICAL CENTER			2	100%	2
PEDIATRIC HEALTH CARE		1	1	50%	2
Jacob's Creek Nursing and Rehabilitation Center		2			2
CVS IL2788POCT BUFFALO GROVE		2			2
CONCENTRA - PLANT CITY		2			2
CVS AZ5477POCT SURPRISE		2			2
PLAINS REGIONAL MEDICAL CENTER		2			2
UNIVERSITY OF MARYLAND MEDICAL CENTER			2	100%	2
BENEVA LAKES ASSISTED LIVING CENTER			2	100%	2
BAYSHORE MEDICAL CENTER			2	100%	2
TSALI CARE CENTER		2			2
LIFEGUARD AMBULANCE SERVICE LLC - BAY COUNTY			2	100%	2
VALUE DRUGS GREENLAWN INC		2			2
ENVOY OF FORK UNION, LLC DBA ENVOY AT THE VILLAGE		2			2
MEDEXPRESS URGENT CARE-BLOOMFIELD AVEN		2			2
MEDICAL CENTER LABORATORY			2	100%	2
CVS MA654POCT ACTON		2			2
INTERNAL MEDICINE SPECIALISTS MEDICAL GROUP, PA		2			2
Advanced Rehabilitation and Healthcare of Wichita Falls		2			2
MEDEXPRESS URGENT CARE - ROCKAWAY		2			2
ASHLEY PEDIATRICS			2	100%	2
AUGUSTA HEALTH SKILLED CARE			2	100%	2
CENTRAL ARKANSAS VETERANS HEALTHCARE SYSTEM - VETERANS AFFAIRS			2	100%	2
RABI SINHA, MD		2			2
EASTERN NEW MEXICO UNIVERSITY STUDENT		2			2
BAYCARE OUTREACH LAB WH SOUTH			2	100%	2
PRONTO URGENT CARE			2	100%	2
LAB CORP OF AMER SAN DIEGO			2	100%	2
QUEST DIAGNOSTICS INCORPORATED			2	100%	2
CVS AZ33POCT TEMPE		2			2
MEDEXPRESS URGENT CARE - WICHITA, N MAIZE RD		1	1	50%	2
CROSSROADS			2	100%	2
CDK LIBERTY ENTERPRISES, LLC		2			2
MEDEXPRESS URGENT CARE - BROOKHAVEN		2			2
GILA REGIONAL MEDICAL CENTER		2			2
DESERT HOSPITAL/CPHU CLINICAL LABORATORY			2	100%	2
CVS MA2600POCT WEYMOUTH		1	1	50%	2
LAKEVIEW HEALTH CARE SYSTEM LLC			2	100%	2
CHILDREN'S MEDICAL CENTER-EAST ORLANDO			2	100%	2
FALMOUTH HOSPITAL		1	1	50%	2
Q ALL CARE MEDICAL PC		2			2
ST JOHN'S RIVERSIDE HOSPITAL		2			2
DRR JMC URGENT CARE DONALD ROSS			2	100%	2

COVID-19: testing by laboratory

Data through Apr 8, 2021 verified as of Apr 9, 2021 at 09:25 AM

Data in this report are provisional and subject to change.

The numbers in the table below represent the number of Florida and non-Florida residents for whom test results were received by the Department of Health. A person can be tested by more than one laboratory and can have both positive and negative results. **Therefore, the sum of the numbers in each column will be larger than the total number of people tested.**

Reporting lab	Inconclusive	Negative	Positive	Percent positive	Total
MEDAILLE COLLEGE WELLNESS CENTER		2			2
Good Samaritan Society Waukon		2			2
MEDEXPRESS URGENT CARE - DERBY N ROCK		2			2
COOK HOSPITAL AND CARE CENTER		1	1	50%	2
POMONA VALLEY COMMUNITY HOSPITAL			2	100%	2
Kroger 550 - The Little Clinic Bellevue		2			2
ST. ELIZABETH HEALTHCARE			2	100%	2
NORTHEAST FLORIDA HEALTH SERVICES, INC DBA FAMILY HEALTH SOURCE			2	100%	2
UNIVERSITY OF TEXAS AT EL PASO, THE			2	100%	2
VALUE DRUGS BRONXVILLE INC		2			2
MID AMERICA CLINICAL LABS			2	100%	2
ADVANTA ANALYTICAL LABORATORIES			2	100%	2
VANAYER HEALTHCARE AND REHAB CENTER		2			2
SYNEOS HEALTH			2	100%	2
ISLAND NURSING HOME		1	1	50%	2
INN AT LAPOSADA,THE			2	100%	2
HUMC		1	1	50%	2
CARELINE PHARMACY AND HEALTHCARE SERVICES		1	1	50%	2
AFC URGENT CARE CLEVELAND			2	100%	2
OUR LADY OF THE LAKE REGIONAL MEDICAL CENTER			2	100%	2
HAMILTON CHD		2			2
CLEAR LAKE REGIONAL MEDICAL CENTER			2	100%	2
OAKMONT WEST- GREENVILLE SC		2			2
CVS OH4301POCT NORTHFIELD		2			2
OLYMPUS HEALTH AND PERFORMANCE			2	100%	2
NAVAL MEDICAL CENTER			2	100%	2
ASCENSION ST VINCENT'S RIVERSIDE			2	100%	2
TWIN LAKES REHAB & HEALTHCARE		2			2
STUDENT HEALTH SERVICES			2	100%	2
EASTSIDE MEDICAL CENTER		2			2
VA Greater LA HCS-Santa Maria OPC			2	100%	2
SARASOTA MEMORIAL MEDICAL URGENT CARE CENTER			2	100%	2
Walgreens #19019		2			2
VETERANS AFFAIRS MEDICAL CENTER - GREATER LOS ANGELES			2	100%	2
MEMORIAL SLOAN KETTERING CANCER CENTER		1	1	50%	2
SPRING HILL REGIONAL HOSPITAL			2	100%	2
STATE OF FLORIDA			2	100%	2
GRANDVIEW COLLEGE STUDENT HEALTH CENTE		2			2
The Friendly Home		2			2
Warren Center for Rehabilitation and Nursing		2			2
BLACKBAG DIGITAL HEALTH LLC		2			2
INTEGRITY CLINICAL RESEARCH CENTER INC		1	1	50%	2
OSF ST JOSEPH MEDICAL CENTER			2	100%	2
Cortland Acres Association		2			2
WASHINGTON STATE DEPARTMENT OF HEALTH PUBLIC HEALTH LABORATORIES			2	100%	2
BFT LAB			2	100%	2

COVID-19: testing by laboratory

Data through Apr 8, 2021 verified as of Apr 9, 2021 at 09:25 AM

Data in this report are provisional and subject to change.

The numbers in the table below represent the number of Florida and non-Florida residents for whom test results were received by the Department of Health. A person can be tested by more than one laboratory and can have both positive and negative results. **Therefore, the sum of the numbers in each column will be larger than the total number of people tested.**

Reporting lab	Inconclusive	Negative	Positive	Percent positive	Total
Kroger 687 - The Little Clinic Sugar Hill		1	1	50%	2
MAJESTIC GUARDIANS			2	100%	2
CVS IL5797POCT CAROL STREAM		2			2
BAY CORRECTIONAL AND REHABILITATION FACILITY			2	100%	2
JOHNSON CITY MEDICAL CENTER		1	1	50%	2
Parkridge Specialty Care		2			2
Iowa Veterans Home		2			2
SELECT MEDICAL CLINIC			2	100%	2
CVS CA9858POCT SANTA CLARITA		2			2
CVS CA8861POCT BUENA PARK		2			2
SOMA MEDICAL CENTER P.A. #4			2	100%	2
MI Nursing Restorative Center		2			2
ARCPPOINTLABS OF VIRGINIA BEACH		1	1	50%	2
NORTH MANATEE HEALTH CARE CENTER			2	100%	2
COBLESKILL REGIONAL HOSPITAL		2			2
WEST FLORIDA MEDICAL ASSOCIATES, PA			2	100%	2
UNIVERSITY HOSPITAL OF BROOKLYN		2			2
APALACHEE CENTER INC		2			2
VA WNYHCS - Buffalo Division		1	1	50%	2
KJ MEDICAL PRACTICE PC		2			2
MOUNT SINAI MEDICAL CENTER OF FLORIDA, INC			2	100%	2
KIDSVILLE PEDIATRICS IV PA		1	1	50%	2
STOP URGENT CARE			2	100%	2
ORLANDO HEALTH MEDICAL GROUP		1	1	50%	2
PINELLAS CHD - CLEARWATER		1	1	50%	2
LEXINGTON PLACE			2	100%	2
MANSFIELD MEDICAL LODGE			2	100%	2
CVS OH3329POCT LAKEWOOD		2			2
MAGNOLIA MANOR OF COLUMBUS		2			2
LIFELINK TRANSPLANT INSTITUTE LAB		1	1	50%	2
GILBERT MEDICAL GROUP			2	100%	2
BROOKDALE PALM BEACH GARDENS			2	100%	2
ADVOCATE SHERMAN HOSPITAL			2	100%	2
WOODHILLS LABS			2	100%	2
PALM MEDICAL CENTER - PLANT CITY		2			2
CSS- TWELVE OAKS			2	100%	2
NORTHSIDE HOSPITAL D/B/A ARTHRITIS		2			2
The Grand Rehabilitation & Nursing Utica		2			2
METHODIST SPECIALTY CARE CENTER		2			2
CLINICAL REFERENCE LABORATORY, INC		2			2
SANIBEL MEDICAL CLINIC			2	100%	2
PENSACOLA MEDICAL CLINIC LLC			2	100%	2
Domiciliary Rehab & Residential Treatment Program		2			2
BIOHEALTH MEDICAL LAB INC			2	100%	2
NEW YORK UNIVERSITY MEDICAL CENTER			2	100%	2
BMC/JACSONVILLE		1	1	50%	2

COVID-19: testing by laboratory

Data through Apr 8, 2021 verified as of Apr 9, 2021 at 09:25 AM

Data in this report are provisional and subject to change.

The numbers in the table below represent the number of Florida and non-Florida residents for whom test results were received by the Department of Health. A person can be tested by more than one laboratory and can have both positive and negative results. **Therefore, the sum of the numbers in each column will be larger than the total number of people tested.**

Reporting lab	Inconclusive	Negative	Positive	Percent positive	Total
EXPRESS CARE WALK-IN CLINIC			2	100%	2
CHNJ		2			2
FALCON HEALTH CENTER			2	100%	2
ST. JOSEPH REGIONAL MEDICAL CENTER			2	100%	2
NOVA SOUTHEASTERN UNIVERSITY - STUDENT MEDICAL CTR			2	100%	2
Essex Center for Rehabilitation and Healthcare		2			2
FL DEPT OF HEALTH MARION COUNTY MOBILE HEALTH UNIT			2	100%	2
BELLIN HOSPITAL			2	100%	2
POINT OF CARE PRIVATE HEALTH MANAGEMENT			2	100%	2
MILLERSVILLE UNIVERSITY HEALTH SERVICE		2			2
HUMILITY OF MARY HEALTH PARTNERS			2	100%	2
WE CARE HOME HEALTH SOLUTIONS LLC			2	100%	2
NEW YORK CITY CENTRAL COVID			2	100%	2
PUBLIX PHARMACY #1092		2			2
LARKIN COMMUNITY HOSPITAL PALM SPRINGS CAMPUS		1	1	50%	2
OELWEIN HEALTH CARE CENTER		2			2
BEAUFORT MEMORIAL			2	100%	2
TRINITAS REGIONAL MEDICAL CENTER		1	1	50%	2
University Center East			2	100%	2
FASTCARE LLC			2	100%	2
SCIENTIFIC LABORATORY COMPANY		2			2
VENETIAN GARDENS		2			2
Manor Care-Kingston Court of York PA, LLC		2			2
MATHER HOSPITAL			2	100%	2
MINUTE CLINIC DIAGNOSTIC OF KANSAS PA		2			2
Walgreens #10207		2			2
WillowBrooke Court at Westminster Village		2			2
ANNE ARUNDEL MEDICAL CENTER			2	100%	2
CHAPPEL GROUP RESEARCH, THE		2			2
MD NOW URGENT CARE CENTER INC.			2	100%	2
JULIE STAATS DO		2			2
ADVENT HEALTH CENTRAL TEXAS		1	1	50%	2
Glenis Dr VA Outpatient Clinic		2			2
Kroger 412 - The Little Clinic Oxford		2			2
Oakmont of Katy Nursing and Rehabilitation		2			2
STATCARE URGENT AND WALK-IN			2	100%	2
POPLAR HEALTHCARE			2	100%	2
Piney Grove Nursing and Rehabilitation Center		2			2
WillowBrooke Court at Southampton Estates		2			2
DOCTORS CARE - AIKEN MALL			2	100%	2
SIGNATURE CARE LEWISVILLE-EMERGENCY CENTER		1	1	50%	2
NEMOURS CHILDREN'S URGENT CARE LAKE NONA			2	100%	2
FRESENIUS KIDNEY CARE SOUTH ST PETERSBURG			2	100%	2
The Suites at Western Home Communities		2			2
SANITAS LAUDERDALE LAKES			2	100%	2
ELMHURST MEMORIAL HOSPITAL			2	100%	2

COVID-19: testing by laboratory

Data through Apr 8, 2021 verified as of Apr 9, 2021 at 09:25 AM

Data in this report are provisional and subject to change.

The numbers in the table below represent the number of Florida and non-Florida residents for whom test results were received by the Department of Health. A person can be tested by more than one laboratory and can have both positive and negative results. **Therefore, the sum of the numbers in each column will be larger than the total number of people tested.**

Reporting lab	Inconclusive	Negative	Positive	Percent positive	Total
GINKGO-IXLAYER		2			2
CVS NC3514POCT STANLEY		2			2
HAILE MEDICAL GROUP PA		2			2
Kroger 549 - The Little Clinic Clinton Highway		2			2
WAKULLA URGENT CARE & DIAGNOSTIC			2	100%	2
BELL-MINOR HOME		2			2
ASCENSION ST MICHAEL'S HOSPITAL LAB		1	1	50%	2
ILLINOIS DEPT OF PUBLIC HEALTH LABS			2	100%	2
U OF MIAMI MILLER SCHOOL OF MEDICINE			2	100%	2
OAKMONT OF UNION SC, LLC		2			2
BAPTIST HOSPITAL LABORATORY			2	100%	2
UNITED MEMORIAL MEDICAL CENTER			2	100%	2
BOSTON PUBLIC HEALTH COMMISSION			2	100%	2
LPG PRIMARY CARE AT LABELLE		1	1	50%	2
PEACE RIVER MEDICAL CENTER		2			2
US LABS		2			2
PREMIER FAMILY CARE I, INC			2	100%	2
CVS MN663POCT APPLE VALLEY		2			2
HARRINGTON PARK HEALTH AND REHAB		2			2
JASPER MEMORIAL HOSPITAL		1	1	50%	2
MIDDLEBURG PEDIATRICS			2	100%	2
CARINGPLUS HOMECARE LLC		1	1	50%	2
NEMOURS CHILDREN'S PRIMARY CARE THE VILLAGES		2			2
PIEDMONT WALTON HOSPITAL		2			2
CALIFORNIA DIVISION OF COMMUNICABLE DISEASE CONTROL			2	100%	2
MINUTECLINIC MINUTECLINIC #4978		1	1	50%	2
NLC LABS			2	100%	2
CHILDREN'S HEALTHCARE OF ATLANTA		2			2
MEMORIAL HOSPITAL WEST			2	100%	2
CVS MA1877POCT NORTON		2			2
C19 LABS			2	100%	2
HEALTH EXPRESS URGENT CARE			2	100%	2
DR. G'S URGENT CARE			2	100%	2
VISITING PHYSICIANS OF THE TREASURE COAST LLC			2	100%	2
DELRAY BEACH HEALTH DEPT LAB			2	100%	2
ACKERMAN CANCER CENTER		2			2
GOLDSTEIN			2	100%	2
GREEN POINT RX INC DBA ALTRU CHEMISTS		2			2
FLORIDA DEPARTMENT OF HEALTH (FDOH)			2	100%	2
KANSAS CITY VA MEDICAL CENTER			2	100%	2
Kroger 739 - The Little Clinic La Grange Road		2			2
FLORIDA KEYS PED & ADOLES CTR			2	100%	2
Alden Des Plaines			2	100%	2
SOUTH TAMPA AFTER HOURS CLINIC			2	100%	2
HOLY FAMILY MEDICAL CENTER		1	1	50%	2
CARE NOW DENTON			2	100%	2

COVID-19: testing by laboratory

Data through Apr 8, 2021 verified as of Apr 9, 2021 at 09:25 AM

Data in this report are provisional and subject to change.

The numbers in the table below represent the number of Florida and non-Florida residents for whom test results were received by the Department of Health. A person can be tested by more than one laboratory and can have both positive and negative results. **Therefore, the sum of the numbers in each column will be larger than the total number of people tested.**

Reporting lab	Inconclusive	Negative	Positive	Percent positive	Total
CVS NE2741POCT LA VISTA		2			2
EXCELTOX LABORATORIES LLC		2			2
JUPITER PEDIATRIC ASSOCIATES, PA		1	1	50%	2
HELEN HAYES HOSPITAL LABORATORY		2			2
NATIONWIDE LABORATORY SERVICES		1	1	50%	2
CARE 365			2	100%	2
UF KANAPAHA LAB BEAKER		2			2
SOWAL HEALTH & DRUG			2	100%	2
MEDEXPRESS URGENT CARE - SPRINGFIELD, COOLEY ST		2			2
APPLECARE VALDOSTA			2	100%	2
PM PEDIATRICS OF BAYSIDE, PLLC - RIVE		2			2
Edinboro Manor		2			2
STEWART ST ELIZABETH MEDICAL CENTER			2	100%	2
COOPER CLINIC			2	100%	2
MINUTECLINIC DIAGNOSTIC, PA #10252		2			2
MINUTECLINIC DIAG OF IND, LLC #6908		2			2
EXPRESSCARE URGENT CARE CENTER			2	100%	2
WARD MEMORIAL HOSPITAL		2			2
GARDENS PEDIATRICS			2	100%	2
FLORIDA MEDICAL CLINIC RADIOLOGY DALE MABRY		2			2
TREASURE COAST PRIMARY CARE		2			2
TULANE MEDICAL CENTER			2	100%	2
GALEN BAYLOR EXTENSION		2			2
CARENOW LENEXA			2	100%	2
ManorCare Health Services Peters Township		2			2
COX HEALTH SOUTH LAB		1	1	50%	2
MEDERI CARETENDERS		1	1	50%	2
NORTH DAKOTA VETERANS HOME		2			2
SHELL POINT HOME HEALTH			2	100%	2
Kroger 101 - The Little Clinic Hill Top		2			2
FLAGLER HOME CARE			2	100%	2
THE FOUNTAIN AT BOCA CIEGA BAY		2			2
EASTLAKE MEDICAL CENTER		2			2
ACCESS MEDICAL GROUP OF TAMPA II, INC		2			2
Life Care Center of Elyria		2			2
OMEGA RESEARCH CONSULTANTS			2	100%	2
ADVANCED FOOT AND ANKLE OF INDIAN RIVER		2			2
TGH Brandon Healthplex Laboratory			2	100%	2
SOUTHERN BREEZE HEALTHCARE		1	1	50%	2
TMH PHYSICIAN PARTNERS MONTICELLO		1	1	50%	2
HAWAII DEPARTMENT OF HEALTH			2	100%	2
Workmens Circle Multicare Center		2			2
The Palms Nursing and Rehabilitation		1	1	50%	2
Walgreens #9890		2			2
SPRINGHILL SENIOR RESIDENCE		2			2
NYUMC CLINICAL LABORATORIES			2	100%	2

COVID-19: testing by laboratory

Data through Apr 8, 2021 verified as of Apr 9, 2021 at 09:25 AM

Data in this report are provisional and subject to change.

The numbers in the table below represent the number of Florida and non-Florida residents for whom test results were received by the Department of Health. A person can be tested by more than one laboratory and can have both positive and negative results. **Therefore, the sum of the numbers in each column will be larger than the total number of people tested.**

Reporting lab	Inconclusive	Negative	Positive	Percent positive	Total
Buena Vista Care Center		2			2
SIGNAL DIAGNOSTICS DBA FLOWHEALTH LABS			2	100%	2
Chatham Nursing and Rehab Center		2			2
MOORE CLINICAL RESEARCH INC			2	100%	2
NIAGARA APOTHECARY INC		2			2
TANNER MEDICAL CENTER LABORATORY		2			2
ASPIRUS RIVERVIEW HOSPITAL & CLINICS INC		1	1	50%	2
Lenawee Medical Care Facility		2			2
SOUTHEAST GEORGIA HEALTH SYSTEM			2	100%	2
St. Luke's Care Center		2			2
BLOSSOMS ASSISTED LIVING 1 LLC			2	100%	2
TRUE HEALTH INC			2	100%	2
NORTHWEST MEDICAL CENTER LABORATORY		2			2
CITRUS DERMATOLOGY			2	100%	2
LIBERTY HEALTH CENTER			2	100%	2
CHRISTUS SPOHN HOSPITAL			2	100%	2
ADVANCED MEDICAL OF FLORIDA			2	100%	2
NEW BRIDGE MEDICAL CENTER		2			2
RIVERVIEW MEDICAL CLINIC		2			2
Bethel Lutheran Home		2			2
CVS AZ9277POCT TUCSON		2			2
AUSTIN REGIONAL CLINIC MICROBIOLOGY LAB			2	100%	2
DOWN HOME MEDICAL			2	100%	2
CARNEGIE HILL PEDIATRICS LLP		2			2
MEDEXPRESS URGENT CARE - WEXFORD		2			2
DEVLAB, LLC			2	100%	2
CONWAY MEDICAL CENTER			2	100%	2
DEPT OF HEALTH			2	100%	2
RUST MEDICAL CENTER		2			2
CORTLAND PARK REHABILITATION AND NURSING CENTER		1	1	50%	2
KIVA AT MOUNT DORA			2	100%	2
DELRAY BEACH HEALTH CENTER			2	100%	2
GASTROENTEROLOGY ASSOCIATES			2	100%	2
INTERMOUNTAIN MEDICAL CENTER			2	100%	2
RAPID MD			2	100%	2
MINUTECLINIC DIAGNOSTIC OF OHIO #6192		2			2
SAFE PMC		2			2
CRUC CMCH-COVID-19		2			2
LILY PHARMACY		2			2
SOUTHEAST GEORGIA HEALTH SERVICES, LLC		2			2
NEMOURS CHILDRENS PRIMARY CARE			2	100%	2
JACKSONVILLE VA OPC			2	100%	2
GERM BUSTERS 911 LLC			2	100%	2
Kroger 130 - The Little Clinic Colorado Springs		2			2
CVS OH4300POCT STRONGSVILLE		2			2
HPH HOME CARE		1	1	50%	2

COVID-19: testing by laboratory

Data through Apr 8, 2021 verified as of Apr 9, 2021 at 09:25 AM

Data in this report are provisional and subject to change.

The numbers in the table below represent the number of Florida and non-Florida residents for whom test results were received by the Department of Health. A person can be tested by more than one laboratory and can have both positive and negative results. **Therefore, the sum of the numbers in each column will be larger than the total number of people tested.**

Reporting lab	Inconclusive	Negative	Positive	Percent positive	Total
CVS MA217POCT TEWKSBURY		2			2
BUFFALO CROSSINGS HEALTHCARE AND REHABILITATION CENTER			2	100%	2
DOCTORS CARE OF PALM COAST			2	100%	2
CVS OH6185POCT PICKERINGTON		2			2
YOUTH AND YOU, INC		2			2
UNIVERSITY OF MN MEDICAL CENTER EAST CAMPUS			2	100%	2
MEDLOGIC, LLC		2			2
CENTRAL FLORIDA FAMILY HEALTH CENTER		2			2
METHODIST HEALTHCARE - MEMPHIS HOSP		2			2
Beecher Manor Nursing and Rehabilitation Center		2			2
CARESPOT URGENT CARE		1	1	50%	2
SOUTHSIDE FAMILY MEDICAL		2			2
TLC MEDICAL			2	100%	2
FLORIDA DEPARTMENT OF HEALTH IN ESCAMBIA COUNTY		1	1	50%	2
UMASS MEMORIAL MEDICAL CENTER, INC		1	1	50%	2
INNOVATIVE CARE II LLC			2	100%	2
Kroger 426 - The Little Clinic Suwanee		2			2
CVS NV2989POCT NORTH LAS VEGAS		1	1	50%	2
Kroger 096 - The Little Clinic Orchard and Holly		2			2
LIFESPRING COMMUNITY HEALTH		2			2
BICKERTON, DAWN		2			2
UNIVERSTIY OF ILLINOIS HOSPITAL			2	100%	2
GOSHEN MEDICAL CENTER			2	100%	2
ALLEGHENY GENERAL HOSPITAL			2	100%	2
SANTA ROSA COUNTY HEALTH DEPARTMENT			2	100%	2
MINUTECLINIC DIAGNOSTICS OF OKLAHOMA		2			2
NORTH MCALLEN PEDIATRIC CENTER			2	100%	2
ROBERTS WESLEYAN COLLEGE HEALTH CENTE		2			2
ASANTE ROGUE REGIONAL MEDICAL CENTER L		2			2
VA CBOC			2	100%	2
BUCKINGHAM PAVILION INC		2			2
OPTUM PRIMARY CARE		1	1	50%	2
WALKONCLINIC			2	100%	2
Providence VAMC		2			2
UNITY LONGPOND		2			2
EXCUSED ABSENCE PLLC		2			2
CVS MA2125POCT NATICK		1	1	50%	2
NORTH COUNTRY FAMILY HEALTH CENTER INC		2			2
FHCP ASC - ORANGE CITY			2	100%	2
KAISER SUNNYSIDE MEDICAL CTR LAB		2			2
EVERYBODY'S FAMILY CLINIC		2			2
Eagle Health and Rehabilitation		2			2
AFC PHYSICIANS OF FLORIDA, PA			2	100%	2
VELOCITY URGENT CARE			2	100%	2
BAYLOR SCOTT & WHITE COMPREHENSIVE WOUND			2	100%	2
FLORIDA CLINICAL LABORATORY INC			2	100%	2

COVID-19: testing by laboratory

Data through Apr 8, 2021 verified as of Apr 9, 2021 at 09:25 AM

Data in this report are provisional and subject to change.

The numbers in the table below represent the number of Florida and non-Florida residents for whom test results were received by the Department of Health. A person can be tested by more than one laboratory and can have both positive and negative results. **Therefore, the sum of the numbers in each column will be larger than the total number of people tested.**

Reporting lab	Inconclusive	Negative	Positive	Percent positive	Total
MEMORIAL HERMANN HOSPITAL			2	100%	2
SOUTHERN TENNESSEE MEDICAL CENTER			2	100%	2
IP BOISE 1		1	1	50%	2
ELITE MEDICAL LABORATORY SOLUTIONS LLC			2	100%	2
ARLINGTON DIALYSIS CENTER LLC		2			2
CARTERSVILLE MEDICAL CENTER			2	100%	2
SOUTHEASTERN INSTITUTE OF RESTORATIVE MEDICINE		1	1	50%	2
RENE F CEDENO DMD PA		2			2
ST ANTHONY COMMUNITY HOSPITAL LAB		1	1	50%	2
WARE EXPRESS CARE			2	100%	2
NEW YORK CITY DEPARTMENT OF HEALTH			2	100%	2
MEMORIAL HOSPITAL OF CARBONDALE			2	100%	2
CROSSROADS URGENT CARE DBA URGENT TEA		2			2
SAWGRASS PEDIATRIC PARTNERS LLC			2	100%	2
Elba Nursing and Rehabilitation Center, LLC		2			2
Crowne Health Care of Mobile		2			2
TEQUESTA FAMILY MEDICAL CENTER LLC			2	100%	2
Henry County Health and Rehabilitation		2			2
INSPIRIT SENIOR LIVING			2	100%	2
Kroger 020 - The Little Clinic Wheat Ridge		2			2
MOBILE HEALTH LABS LLC			2	100%	2
MAGNOLIA ADULT, LLC			2	100%	2
INTERNAL MEDICINE ASSOCIATES-DUNELLON			2	100%	2
EXPRESS PHARMACY INC		1	1	50%	2
MEDEXPRESS URGENT CARE - LINCOLN		2			2
PALM BEACH DIABETES & ENDOCRINE SPECIALISTS PA			2	100%	2
Holiday Retirement Home			2	100%	2
BROOKSVILLE DIALYSIS			2	100%	2
MYKIDZMD PEDIATRICS PLLC		2			2
DEER'S HEAD CENTER		2			2
ROCKEFELLER UNIVERSITY CLINICAL GENOMICS LABORATOR		2			2
MEDPOST - NORTH DALLAS			2	100%	2
THE CLUB AT BOYNTON BEACH, LLC			2	100%	2
WATERS PEDIATRIC CENTER			2	100%	2
SHANDS JACKSONVILLE CLINICAL CENTER		1	1	50%	2
MIDWAY PRIMARY CARE LLC		2			2
SUNNYSIDE MANOR		2			2
MONICE DR.			2	100%	2
Kroger 777 - The Little Clinic Shelbyville		1	1	50%	2
MARCO ISLAND HOSPITAL INC D/B/A		1	1	50%	2
UPS			2	100%	2
CVS TX7603POCT SAGINAW		2			2
STAGES OF LIFE MEDICAL INSTITUTE			2	100%	2
STARR CITY OF ROMA COMMUNITY CENTER			2	100%	2
MEDEXPRESS URGENT CARE - BRIDGEVILLE		2			2
NORTON IMMEDIATE CARE CENTER - PRESTON			2	100%	2

COVID-19: testing by laboratory

Data through Apr 8, 2021 verified as of Apr 9, 2021 at 09:25 AM

Data in this report are provisional and subject to change.

The numbers in the table below represent the number of Florida and non-Florida residents for whom test results were received by the Department of Health. A person can be tested by more than one laboratory and can have both positive and negative results. **Therefore, the sum of the numbers in each column will be larger than the total number of people tested.**

Reporting lab	Inconclusive	Negative	Positive	Percent positive	Total
TMH EC NORTHEAST LABORATORY			2	100%	2
Michael J Crescenz VA Outpatient Dialysis Center		2			2
OAKBRIDGE TERRACE AT SAE			2	100%	2
Kroger 647 - The Little Clinic Newnan Crossings		1	1	50%	2
ORLANDO LUTHERAN TOWERS		1	1	50%	2
NORTHSIDE FAMILY MEDICINE AND URGENT CARE (CUMMING)		2			2
WALGREENS #13605		2			2
FEDERAL CORRECTIONAL INSTITUTION MARIANNA			2	100%	2
GULF COAST MEDICAL CENTER RESPIRATORY CARE			2	100%	2
Kroger 672 - The Little Clinic Bill Kennedy & Glenwood		2			2
SOUTHERN SURGICAL ARTS		2			2
MEDEXPRESS URGENT CARE - CEDAR KNOLLS		2			2
HEALTH GROUP CENTER INC			2	100%	2
UNIVERSITY URGENT CARE			2	100%	2
MEDEXPRESS URGENT CARE - ST CLAIR, CLOVER DR.		1	1	50%	2
CQUENTIA NGS, LLC			2	100%	2
PRIMACARE MEDICAL LAKEWOOD			2	100%	2
CVS IN8639POCT TERRE HAUTE		2			2
Kroger 853 - The Little Clinic East Broad Street		2			2
CVS PA371POCT PHILADELPHIA		2			2
ACN PHYSICIANS GROUP CORP			2	100%	2
Jersey City Medical Center		2			2
MEDEXPRESS URGENT CARE - SOUTH CHARLESTON		2			2
John L. McClellan Memorial Veterans Hospital		2			2
PTC LABORATORIES			2	100%	2
SHELBYVILLE HOSPITAL COMPANY		2			2
CITRUS PARK			2	100%	2
ROYAL OAK MEDICAL CENTER LLC DBA CHARACTER FAMILY			2	100%	2
TEXAS HEALTH CARE			2	100%	2
Garden Isle Healthcare and Rehabilitation Center		2			2
CHRISTIAN REST HOME ASSOC		2			2
BAYSTATE MEDICAL CENTER		1	1	50%	2
SOMA MEDICAL CENTER PA #3 GREENACRES			2	100%	2
SUMMIT URGENT CARE PS			2	100%	2
COMPLETE HEALTH MEDICAL CENTER			2	100%	2
KEY WEST HMA PHYSICIAN MANAGEMENT, LLC			2	100%	2
ADVENTHEALTH CENTRA CARE POINCIANA			2	100%	2
Robert Cranfield			2	100%	2
Manor At Perrysburg		2			2
SALEM VAMC		2			2
Medilodge of Monroe		2			2
CVS KY2332POCT GEORGETOWN		1	1	50%	2
ADVENTHEALTH EAST ORLANDO EMPLOYEE CLINIC		2			2
Florida Baptist Retirement Center		1	1	50%	2
Manorcare Health Services West Reading North		2			2
GOOD SAMARITAN HOSPITAL		1	1	50%	2

COVID-19: testing by laboratory

Data through Apr 8, 2021 verified as of Apr 9, 2021 at 09:25 AM

Data in this report are provisional and subject to change.

The numbers in the table below represent the number of Florida and non-Florida residents for whom test results were received by the Department of Health. A person can be tested by more than one laboratory and can have both positive and negative results. **Therefore, the sum of the numbers in each column will be larger than the total number of people tested.**

Reporting lab	Inconclusive	Negative	Positive	Percent positive	Total
AZALEA HEALTH AND REHABILITATION		2			2
PruittHealth Lakehaven		2			2
MEDEXPRESS - WILMINGTON KIRKWOOD HIGHWAY		2			2
HANOVER ENDOSCOPY CENTER		2			2
TENNESSEE VALLEY HCS			2	100%	2
AMERICAN RESEARCH CENTERS OF FLORIDA			2	100%	2
OSF SAINT FRANCIS MEDICAL CENTER			2	100%	2
EMORY CRAWFORD LONG HOSPITAL			2	100%	2
DNA DIAGNOSTICS CENTER		2			2
VOLUNTEERS OF AMERICA OF FLORIDA			2	100%	2
SOUTHCARE PHARMACY INC			2	100%	2
FIRST CHOICE MEDICAL PC			2	100%	2
PALMETTO FAMILY HEALTH CENTER			2	100%	2
GRASSY SPRAIN PHARMACY INC		2			2
MOBILE PHLEBOTOMY SERVICES			2	100%	2
ADVENT HEALTH - OWASA			2	100%	2
DIVERSE MEDICAL CARE LLC			2	100%	2
LABTOX LABORATORIES			2	100%	2
TENNESSEE DEPARTMENT OF HEALTH (TDH) - REGIONAL LABORATORY			2	100%	2
MAIN STREET MEDICAL CENTERS		2			2
PEACEHEALTH CENTRAL		2			2
VITAL CARE CLINIC, LLC			2	100%	2
MEDEXPRESS URGENT CARE-MT PLEASANT		1	1	50%	2
CVS SC7567POCT BOILING SPRINGS		1	1	50%	2
BOCA RATON REGIONAL HOSPITAL INC			2	100%	2
Kroger 686 - The Little Clinic Farragut		2			2
PRECISION DIAGNOSTIC INC		2			2
TRIDENT ANTI AGING LLC			2	100%	2
CVS NJ1927POCT GREEN BROOK		2			2
MAWD PATHOLOGY GROUP			2	100%	2
Luther Acres Manor		2			2
441 URGENT CARE-MULBERRY			2	100%	2
THE WINDSOR ORTEGA		2			2
SPRINGFIELD HOSPITAL LABORATORY			2	100%	2
87TH MEDICAL GROUP - MCGUIRE AMBULATORY CARE FACILITY		2			2
CONEMAUGH MEMORIAL MEDICAL CENTER		2			2
HCA HOUSTON ER 24/7			2	100%	2
MEASE MANOR MEMORY CARE		2			2
AdventHealth Care Center Orlando North			2	100%	2
MANASOTA PEDIATRICS			2	100%	2
RICHICHI FAMILY HEALTH			2	100%	2
MEDEXPRESS URGENT CARE-SALINA, S 9TH ST		2			2
PUBLIX PHARMACY #1048		2			2
AHC Humboldt		2			2
Good Samaritan Society-Blackduck		1	1	50%	2
Providence of Sparta Health and Rehabilitation		2			2

COVID-19: testing by laboratory

Data through Apr 8, 2021 verified as of Apr 9, 2021 at 09:25 AM

Data in this report are provisional and subject to change.

The numbers in the table below represent the number of Florida and non-Florida residents for whom test results were received by the Department of Health. A person can be tested by more than one laboratory and can have both positive and negative results. **Therefore, the sum of the numbers in each column will be larger than the total number of people tested.**

Reporting lab	Inconclusive	Negative	Positive	Percent positive	Total
MISSION HOSPITAL REGIONAL MEDICAL CENTER			2	100%	2
PINARD HOME HEALTH SERVICES INC			2	100%	2
Avanti Wellness and Rehab			2	100%	2
FLORIDA DEPARTMENT OF HEALTH IN LEE COUNTY		1	1	50%	2
CVS OH2381POCT LEWIS CENTER		2			2
CVS CA9823POCT SACRAMENTO		2			2
HIGHLAND PARK LAKEWOOD PRESTON HOLLOW			2	100%	2
EDGEWATER RETIREMENT MANOR			2	100%	2
LEHIGH MEDICAL AND RESEARCH CENTER, INC			2	100%	2
MEDEXPRESS URGENT CARE - MARTINSVILLE		2			2
CVS OH5457POCT POWELL		2			2
CVS NJ2508POCT MANALAPAN		2			2
ASSOCIATES IN INTERNAL MEDICINE PA			2	100%	2
Lynwood		2			2
LEGACY ER & URGENT CARE - FRISCO WEST			2	100%	2
HOME ACCESS HEALTH			2	100%	2
ASANTE THREE RIVERS MEDICAL CENTER LAB		2			2
JACKSON LABORATORY OF GENOMIC MEDICINE		2			2
HAMILTON MEDICAL CENTER LABORATORY			2	100%	2
UT AUSTIN UNIVERSITY HEALTH SERVICES			2	100%	2
ROUTE 16 PHARMACY LLC DBA HOLLAND PHAR		2			2
MIDLAND MEMORIAL HOSPITAL			2	100%	2
New Jersey Aim At Smg		2			2
JERSEY IRISH MEDICAL		2			2
Mount Olivet Careview Home		2			2
Kroger 477 - The Little Clinic Fort Mitchell		2			2
PEDIATRICS IN NORTH FLORIDA PA			2	100%	2
AL MANI HEALTH INSTUTUTE		2			2
Harbert Hills Academy Nursing Home		2			2
RIDGEFIELD PEDIATRIC ASSOCIATES		2			2
MEDRITE MEDICAL CARE PC		2			2
VALLEY MEDICAL LABORATORY			2	100%	2
NEIGHBORCARE PHARMACY SERVICES		2			2
CEDARS-SINAI MEDICAL CENTER			2	100%	2
SPECTRUM HEALTH			2	100%	2
WELLMED AT SOUTH STUART		2			2
PLASMA MED RESEARCH DBA		2			2
AMEDISYS HOME HEALTH OF GREENVILLE			2	100%	2
MEDEXPRESS URGENT CARE - MYLAN			2	100%	2
UWMC MONTLAKE DEPT OF LAB MED			2	100%	2
MEDEXPRESS URGENT CARE - SPRINGDALE, S 40TH STREET		2			2
MEDICAL ASSOCIATES OF BREVARD DR S VYAS			2	100%	2
SYLVAN NURSING			2	100%	2
HEALTH NETWORK			2	100%	2
NEW YORK PSYCHIATRIC INSTITUTE		2			2
Green Mountain Nursing and Rehabilitation		2			2

COVID-19: testing by laboratory

Data through Apr 8, 2021 verified as of Apr 9, 2021 at 09:25 AM

Data in this report are provisional and subject to change.

The numbers in the table below represent the number of Florida and non-Florida residents for whom test results were received by the Department of Health. A person can be tested by more than one laboratory and can have both positive and negative results. **Therefore, the sum of the numbers in each column will be larger than the total number of people tested.**

Reporting lab	Inconclusive	Negative	Positive	Percent positive	Total
DOCTORS MEDICAL CTR OF WALTON COUNTY			2	100%	2
HAPPY KIDZ PEDIATRICS PL		1	1	50%	2
ANY LAB TEST NOW JACKSONVILLE		1			1
FAMILY MEDICAL CENTERS			1	100%	1
FLORIDA HOSPITAL TRANSPLANT CENTER		1			1
NORWALK HOSPITAL			1	100%	1
NORTH WEST FLORIDA DIAGNOSTIC ENOCRINOLOGY CLINIC			1	100%	1
MED-LAKE LABORATORY			1	100%	1
Manorcare Health Services - Williamsport South		1			1
GENESIS HOME HEALTH CARE SERVICES OF			1	100%	1
ENCOMPASS HEALTH HOME HEALTH		1			1
Heritage Inn Health and Rehabilitation		1			1
Kroger 970 - The Little Clinic Westfield			1	100%	1
EXPRESS LAB LIVINGSTON			1	100%	1
CVS OH3481POCT MARYSVILLE		1			1
PINELLAS POINT NURSING AND REHAB CENTER			1	100%	1
CATERPILLAR INC - MIAMI DISTRIBUTION CENTER			1	100%	1
OCEANVIEW NURSING AND REHABILITAION CENTER			1	100%	1
DAVITA DIALYSIS-NORTH			1	100%	1
URGENT CARE CENTER OF PORT ORANGE LLC			1	100%	1
CHATEAU MADELEINE - SENIOR LIVING & MEMORY CARE			1	100%	1
WINDMOOR HEALTHCARE			1	100%	1
ABRAKIDABRA KIDS CLINIC			1	100%	1
WASHINGTON SOLDIERS HOME AND COLONY		1			1
Diversicare of Eupora		1			1
MARYWOOD HEIGHTS		1			1
The Evangelical Lutheran Good Samaritan Society Prescott Village		1			1
CVS OH3306POCT AKRON		1			1
Accordius Health at Harrisonburg		1			1
EH FARGO HOSPITAL LABORATORY			1	100%	1
TMH PHYSICIAN PARTNERS WAKULLA			1	100%	1
CAN COMMUNITY HEALTH NORTH MIAMI, FL		1			1
NORTH CAROLINA STATE LABORATORY OF PUBLIC HEALTH, SPECTRUM LAB NETWORK			1	100%	1
Kroger 698 - The Little Clinic 14th Street/Bell		1			1
DR PHILLIPS CENTER FOR WELLNESS		1			1
DAVENPORT PEDIATRICS CLERMONT			1	100%	1
Heritage Health of Peru			1	100%	1
BRIDGES AT LIFE CARE CENTER OF OCALA, THE			1	100%	1
RIVERTON CBOC			1	100%	1
SUNRISE CLINIC SANTA ROSA		1			1
HANCOCK REGIONAL HOSPITAL		1			1
ABSOLUTE CAREGIVERS HOME HEALTH AGENCY INC			1	100%	1
JET MEDICAL CENTER			1	100%	1
BETHESDA DIALYSIS			1	100%	1
Robinson Terrace Rehabilitation and Nursing Center		1			1
DEL PRADO MEDICAL CENTER, INC		1			1

COVID-19: testing by laboratory

Data through Apr 8, 2021 verified as of Apr 9, 2021 at 09:25 AM

Data in this report are provisional and subject to change.

The numbers in the table below represent the number of Florida and non-Florida residents for whom test results were received by the Department of Health. A person can be tested by more than one laboratory and can have both positive and negative results. **Therefore, the sum of the numbers in each column will be larger than the total number of people tested.**

Reporting lab	Inconclusive	Negative	Positive	Percent positive	Total
INDIGO PALMS			1	100%	1
CVS AZ69POCT PEORIA		1			1
BETTER U BETTER LIFE WELLNESS LLC			1	100%	1
SANTA ROSA PEDIATRICS			1	100%	1
DSI LABORATORIES-NAPLES-7TH			1	100%	1
AMERICAN FAMILY CARE URGENT CARE		1			1
HALIFAX FAMILY HEALTH CENTER			1	100%	1
Parkview Care and Rehabilitation Center		1			1
AAA MEDICAL TESTING			1	100%	1
SYNERGY DIALYSIS INC			1	100%	1
BELLMORE PEDIATRICS		1			1
St. Mary's Care Center		1			1
CVS TX4794POCT ARLINGTON		1			1
SUNCOAST BEHAVIORAL HEALTH CENTER			1	100%	1
LYSTER MAIN LAB, FT RUCKER		1			1
CELEBRATION FAMILY PHYSICIANS LLC			1	100%	1
MEDCOR AT ROYAL CARIBBEAN			1	100%	1
PSL JAX BEACH OPERATIONS LLC			1	100%	1
RED BUG LAKE ROAD OVIEDO COVID			1	100%	1
VIVIAN SIMMONS FAMILY PRACTICE			1	100%	1
PEDIATRIC ASSOCIATES - DORAL			1	100%	1
Greencroft Goshen		1			1
IDAHO HEALTH DEPARTMENT			1	100%	1
Oakview Manor Health and Rehab		1			1
WEST CARVER MEDICAL ASSOCIATES		1			1
SANFORD HOME		1			1
Ozark Health and Rehabilitation, LLC		1			1
TARRANT MEDICAL ASSOCIATES			1	100%	1
LAS PALMAS MEDICAL CENTER			1	100%	1
Hawthorne House		1			1
Harbor House		1			1
MEDONE URGENT CARE			1	100%	1
QC LABORATORY			1	100%	1
EMERSON HOSPITAL LABORATORY			1	100%	1
GULF BREEZE TREATMENT CENTER, LLC			1	100%	1
INTERIM HEALTHCARE			1	100%	1
HARMONY HEALTHCARE ORLANDO INC		1			1
Court House Center		1			1
WINNIFRED ASSISTED LIVING FACILITY INC		1			1
SMITH KLINE			1	100%	1
Kroger 500 - The Little Clinic Speedway		1			1
UNIVERSITY OF MIAMI - LENNAR CENTER			1	100%	1
WYOMING COUNTY DEPARTMENT OF HEALTH		1			1
The Good Shepherd		1			1
PATIENT FIRST - GARRISONVILLE			1	100%	1
MYLAN-SOUTH POINT PA		1			1

COVID-19: testing by laboratory

Data through Apr 8, 2021 verified as of Apr 9, 2021 at 09:25 AM

Data in this report are provisional and subject to change.

The numbers in the table below represent the number of Florida and non-Florida residents for whom test results were received by the Department of Health. A person can be tested by more than one laboratory and can have both positive and negative results. **Therefore, the sum of the numbers in each column will be larger than the total number of people tested.**

Reporting lab	Inconclusive	Negative	Positive	Percent positive	Total
PENNY PEDIATRICS		1			1
FAMILY MEDICAL CENTER OF HOLLYWOOD PA			1	100%	1
PEDIATRIC ASSOCIATES OF JULINGTON CREEK			1	100%	1
WESTON COUNTY HEALTH SERVICES			1	100%	1
HUNTSVILLE HOSPITAL			1	100%	1
Kroger 539 - The Little Clinic Memorial Blvd.		1			1
STONECREST MEDICAL CENTER		1			1
INTERNAL MEDICINE GROUP OF CENTRAL FLORIDA			1	100%	1
Central Alabama Veterans HCS - East Campus		1			1
BLAKE AT PENSACOLA OPERATION CO, LLC, THE			1	100%	1
CHILDREN'S NATIONAL MEDICAL CENTER			1	100%	1
SPINE & PAIN CONSULTANT PLLC		1			1
UABC			1	100%	1
CARDIAC AND VASCULAR CONSULTANTS MD PA		1			1
INNOVATIVE HEALTH DIAGNOSTIC OF CALIFORNIA			1	100%	1
HALE KUPUNA HERITAGE HOME		1			1
ANDREWS			1	100%	1
CLINTON DRUG STORE		1			1
CORPORATION OF AMERICA		1			1
HEALTHPARTNERS HUDSON CLINIC			1	100%	1
Acts Manor House		1			1
CLINICAL LABORATORY DEPARTMENT			1	100%	1
SIERRA HEALTH CARE CENTER		1			1
PCG MOLECULAR			1	100%	1
Spring Gate Rehab and Healthcare Center		1			1
Bolingreen Health and Rehabilitation		1			1
MIAMI CHILDRENS HOSPITAL MIDTOWN OUTPATIENT CENTER			1	100%	1
FRIO REGIONAL PRIMARY CARE AND URGENT CARE CLINIC			1	100%	1
CVS TX7824POCT GARLAND		1			1
MID FLORIDA COMMUNITY SERVICES			1	100%	1
DERMDX, DIV OF AURORA DIAGNOSTICS/BERNHARDT LAB		1			1
Monument Health Strugis Care Center		1			1
CLIFTON-FINE HOSPITAL LABORATORY		1			1
ORLANDO DIALYSIS		1			1
CVS TX7825POCT FRISCO		1			1
CAN COMMUNITY HEALTH LLC		1			1
ASSISTED LIVING AT TREZEVANT		1			1
DIVERSICARE OF BIG SPRINGS		1			1
Kroger 670 - The Little Clinic Powell		1			1
BAPTIST HEALTH PRIMARY CARE AT DORAL			1	100%	1
TRANSCEND PERFORMANCE AND LIFESTYLE INSTITUTE			1	100%	1
CVS PA2867POCT FOLSOM		1			1
THE LITTLE CLINIC, LLC			1	100%	1
COASTAL ER IX, PHYSICIANS PREMIER			1	100%	1
PORTAGE MEDICAL CENTER			1	100%	1
bishop rehabilitation and nursing center		1			1

COVID-19: testing by laboratory

Data through Apr 8, 2021 verified as of Apr 9, 2021 at 09:25 AM

Data in this report are provisional and subject to change.

The numbers in the table below represent the number of Florida and non-Florida residents for whom test results were received by the Department of Health. A person can be tested by more than one laboratory and can have both positive and negative results. **Therefore, the sum of the numbers in each column will be larger than the total number of people tested.**

Reporting lab	Inconclusive	Negative	Positive	Percent positive	Total
Good Samaritan Society-Atkinson		1			1
WEST PENSACOLA DIALYSIS CENTER			1	100%	1
CVS MA929POCT FRANKLIN		1			1
VIP STARNETWORK		1			1
SARASOTA MEMORIAL HOSPITAL		1			1
BOCA GENERAL AND FAMILY MEDICINE		1			1
PEDIATRIC ASSOCIATES - JACKSONVILLE			1	100%	1
PULMONARY, CRITICAL CARE AND SLEEP DISORDERS INSTITUTE OF SOUTH FLORID			1	100%	1
CONCENTRA - OCALA		1			1
LIMA MEMORIAL HOSPITAL			1	100%	1
ANDERSON REGIONAL MEDICAL CENTER			1	100%	1
CAREWELL URGENT CARE FITCHBURG			1	100%	1
FAYETTE MEDICAL CENTER LAB		1			1
CORVALLIS CLINIC PC LAB		1			1
REFERENCE LABORATORY			1	100%	1
NFRC CLINICAL LAB			1	100%	1
Kroger 397 - The Little Clinic Frankfort East		1			1
JACKSBORO URGENT CARE			1	100%	1
HOLLAND COMMUNITY HOSPITAL		1			1
Villa Maria			1	100%	1
YOUR KIDS URGENT CARE			1	100%	1
COASTAL MANOR		1			1
Kempsville Health and Rehab Center		1			1
KELLY			1	100%	1
Walgreens #5421		1			1
LEGACY AT HIGHWOODS PRESERVE		1			1
HEARTLAND PHARMACY SEBRING			1	100%	1
UW MEDICINE CHU LAB			1	100%	1
FLORIDA ADVANCED MEDICAL AND DERM AESTHETICS LLC			1	100%	1
WYOMING OPCO, LLC DBA MEDILODGE OF WYO		1			1
TILLAMOOK COUNTY GENERAL HOSPITAL LAB		1			1
APEX HOME HEALTHCARE			1	100%	1
OCALA REGIONAL DIALYSIS- NORTH			1	100%	1
HEAD 2 TOE PEDIATRICS, PLLC			1	100%	1
TERRELL URGENT CARE			1	100%	1
YOUR HEALTH PEDIATRICS			1	100%	1
QUALITY CLINICAL LAB LLC			1	100%	1
MINUTECLINIC LLC #3351			1	100%	1
OXY-GENLAB			1	100%	1
Ladera Center		1			1
BAYFRONT CARDIOVASCULAR ASSOCIATES			1	100%	1
EMERALD HEALTH CARE		1			1
Walgreens #9121		1			1
BRITTNEY WHELIHAN IRWIN ARNP LLC			1	100%	1
WMC HEALTH GROUP OF KISSIMMEE LLC			1	100%	1
MID-SOUTH URGENT CARE, PLLC			1	100%	1

COVID-19: testing by laboratory

Data through Apr 8, 2021 verified as of Apr 9, 2021 at 09:25 AM

Data in this report are provisional and subject to change.

The numbers in the table below represent the number of Florida and non-Florida residents for whom test results were received by the Department of Health. A person can be tested by more than one laboratory and can have both positive and negative results. **Therefore, the sum of the numbers in each column will be larger than the total number of people tested.**

Reporting lab	Inconclusive	Negative	Positive	Percent positive	Total
CARENOW URGENT CARE-HENDERSONVILLE		1			1
CVS AZ3749POCT GOODYEAR		1			1
GREATER TAMPA AT HOME			1	100%	1
MARQUETTE GENERAL HOSPITAL			1	100%	1
CVS AZ7855POCT TUCSON		1			1
CHIPLEY DIALYSIS			1	100%	1
Parkwood Healthcare Facility		1			1
Long Beach Care Center			1	100%	1
PEDIATRIC ASSOCIATES - MIAMI LAKES		1			1
Kroger 444 - The Little Clinic Dent		1			1
VA OPTOMETRY CLINIC			1	100%	1
MEDEXPRESS URGENT CARE - CABOT			1	100%	1
THE HEART HOSPITAL BAYLOR PLANO			1	100%	1
Sage Bluff Health & Rehabilitation Center		1			1
CACERES SPECIALIZED GYNECOLOGY		1			1
Medilodge of Midland		1			1
PUBLIC HEALTH LABORATORIES			1	100%	1
QUALITY URGENT CARE CENTER			1	100%	1
Elm Crest Senior Living Community		1			1
BIOLOGICAL AND CHEMICAL EMERGENCIES LABORATORY			1	100%	1
JOHN HOPKINS WELLNESS CENTER PEPSICO			1	100%	1
BAYSHORE DIALYSIS			1	100%	1
KENT		1			1
HEALTHCARE AND REHAB OF SANFORD			1	100%	1
TITUS REGIONAL MEDICAL CENTER			1	100%	1
Kroger 519 - The Little Clinic Staples Mill Road		1			1
LABORATORY SERVICES SGHS - CAMDEN		1			1
CFHC - FROSTPROOF			1	100%	1
NEWCARE PRIMARY MEDICINE			1	100%	1
MERRILL GARDENS AT CHAMPIONSGATE			1	100%	1
ST ANTHONY'S PINELLAS CARE CLINIC			1	100%	1
INDIAN RIDGE		1			1
Mason Health and Rehab		1			1
PATIENT FIRST-GENERAL BOOTH			1	100%	1
Masonic Medical Research Institute			1	100%	1
ST MARYS HEALTH CARE SYSTEM		1			1
MEDHELP			1	100%	1
MEDEXPRESS URGENT CARE - LINDEN		1			1
SV MOBILE HEALTH			1	100%	1
PRESTIGE ER			1	100%	1
EPIC CARE PHARMACY		1			1
HEART HOSPITAL OF LAFAYETTE: EMERGENCY ROOM			1	100%	1
JOSEPH REINA PHARMACY INC DBA JRX PHAR		1			1
CALIFORNIA PUBLIC HEALTH LABORATORY			1	100%	1
FOUNDCARE HEALTH			1	100%	1
MEDICAL CLINIC OF HOUSTON			1	100%	1

COVID-19: testing by laboratory

Data through Apr 8, 2021 verified as of Apr 9, 2021 at 09:25 AM

Data in this report are provisional and subject to change.

The numbers in the table below represent the number of Florida and non-Florida residents for whom test results were received by the Department of Health. A person can be tested by more than one laboratory and can have both positive and negative results. **Therefore, the sum of the numbers in each column will be larger than the total number of people tested.**

Reporting lab	Inconclusive	Negative	Positive	Percent positive	Total
ST. LUKES HOSPITAL			1	100%	1
Portsmouth Health and Rehab			1	100%	1
EAST END PEDIATRICS		1			1
TAMPA GENERAL MEDICAL GROUP LABORATORY HEALTHPARK			1	100%	1
Westminster Canterbury Richmond		1			1
Gulf Coast health and Rehabilitation, LLC		1			1
PROVIDENCE HOSPITAL			1	100%	1
TEXAS HEALTH ARLINGTON MEMORIAL HOSPITAL			1	100%	1
LAKE LURE HEALTH CENTER			1	100%	1
SYCAMORE MEDICAL CENTER-KETTERING HEALTH NETWORK			1	100%	1
CVS NC6633POCT FAYETTEVILLE		1			1
ORANGE PEDIATRICS PA			1	100%	1
CHILDRENS HEALTHCARE CTE OF NORTHERN		1			1
ALDEN PHARMACY		1			1
BLANCHARD VALLEY HOSPITAL LABORATORY			1	100%	1
SUNY AT STONY BROOK			1	100%	1
BOCA CIEGA CENTER			1	100%	1
ALL CARE URGENT CARE			1	100%	1
GARDEN VIEW CARE CENTER		1			1
Riverside Nursing & Rehabilitation Center		1			1
ELATION HEALTH		1			1
PROGRESSIVE MEDICAL LAB LLC			1	100%	1
C V S / PHARMACY #4396		1			1
NORTH BREVARD CHILDRENS MEDICAL CENTER			1	100%	1
CITRONELLE HEALTH AND REHABILITATION CENTER		1			1
APPLECARE URGENT CARE KINGSLAND			1	100%	1
J F K PEDIATRICS			1	100%	1
ADVENTHEALTH PHYSICIAN GROUP – APPLEWOOD			1	100%	1
LP Marietta II, LLC		1			1
MADISON REHABILITATION HOSPITAL		1			1
FALKVILLE HEALTHCARE		1			1
KINGWOOD EMERGENCY CENTER			1	100%	1
MEA PRIMARY CARE PLUS BYRAM			1	100%	1
ADVANCE GASTROENTEROLOGY			1	100%	1
SALTZER URGENT CARE			1	100%	1
SUMMIT DETOX INC			1	100%	1
CARESPOT - WELLINGTON			1	100%	1
CVS OH6164POCT DELAWARE		1			1
Accordius Health at Gastonia			1	100%	1
WALGREENS #15369		1			1
INTERNAL MEDICINE GROUP OF WINTER HAVEN PA		1			1
BRIDGEWAY CENTER INC			1	100%	1
SOUTHEAST MISSOURI HOSPITAL		1			1
SOUTHWEST REGIONAL PCR LABORATORY			1	100%	1
Kroger 527 - The Little Clinic Hwy 70 S.		1			1
BROOKDALE WEST PALM BEACH			1	100%	1

COVID-19: testing by laboratory

Data through Apr 8, 2021 verified as of Apr 9, 2021 at 09:25 AM

Data in this report are provisional and subject to change.

The numbers in the table below represent the number of Florida and non-Florida residents for whom test results were received by the Department of Health. A person can be tested by more than one laboratory and can have both positive and negative results. **Therefore, the sum of the numbers in each column will be larger than the total number of people tested.**

Reporting lab	Inconclusive	Negative	Positive	Percent positive	Total
LIBERTY COMMONS NURSING AND REHABILITA		1			1
Kingston Care Center of Fort Wayne		1			1
HOLYOKE MEDICAL CENTER			1	100%	1
BSA PHYSICIANS GROUP, INC D/B/A BSA FAMILY MEDICAL			1	100%	1
LAB. CORP. OF AMERICA			1	100%	1
Walgreens #10988		1			1
PENROSE HOSPITAL			1	100%	1
WARREN GENERAL HOSPITAL			1	100%	1
CARENOW MURFREESBORO MEDICAL CENTER PK		1			1
EXPRESS WALK IN MEDICAL CENTER			1	100%	1
CENTRAL JERSEY URGENT CARE OF GREEN BR		1			1
NEMOURS CHILDRENS URGENT CARE			1	100%	1
PHOEBE HOME INC		1			1
Brio of Johnston		1			1
Coos County Nursing Home		1			1
COMMUNITY			1	100%	1
PARKWAY REGIONAL MEDICAL CENTER LAB			1	100%	1
ELMCROFT OF TIMBERLIN PARC			1	100%	1
STERLING HOUSE OF PORT ORANGE		1			1
Walgreens #3661		1			1
PIERCE INSTRUMENTS INC			1	100%	1
METHODISM MIDLOTHIAN MEDICAL CENTER			1	100%	1
NEW ULM MEDICAL CENTER			1	100%	1
NHC HEALTH CARE CENTER		1			1
LP ELIZABETHTON		1			1
HORIZON MEDICAL CENTER			1	100%	1
THYROID SPECIALTY LABORATORY			1	100%	1
ALTA BATES SUMMIT MEDICAL CENTER CLINICAL LAB			1	100%	1
PREVENTIVE CARDIOLOGY AND INTERNAL MEDICINE ASSOCI			1	100%	1
CORE OCCUPATIONAL MEDICINE			1	100%	1
WELLPATH			1	100%	1
BAYLOR SCOTT & WHITE MEDICAL SURGICAL CLINIC			1	100%	1
FAIRVIEW SOUTHDALE			1	100%	1
ORLANDO PHYSICIAN NETWORK		1			1
URGENT CARE OF KANSAS CITY			1	100%	1
FLORIDA HEALTH CARE MEDICAL GROUP		1			1
PREMIER FAMILY AND SPORTS MEDICINE LLC			1	100%	1
Bethel Lutheran Nursing & Rehabilitation Center		1			1
SENTARA AMBULATORY CARE CLINIC			1	100%	1
Medilodge of Mt. Pleasant		1			1
PASCO COUNTY HEALTH DEPARTMENT			1	100%	1
Memorial Health Care Center			1	100%	1
TRIPLE O RESEARCH INSTITUTE PA			1	100%	1
SANITAS RESEARCH LLC			1	100%	1
Dupage Care Center			1	100%	1
WATERBURY HOSPITAL REFERENCE LAB			1	100%	1

COVID-19: testing by laboratory

Data through Apr 8, 2021 verified as of Apr 9, 2021 at 09:25 AM

Data in this report are provisional and subject to change.

The numbers in the table below represent the number of Florida and non-Florida residents for whom test results were received by the Department of Health. A person can be tested by more than one laboratory and can have both positive and negative results. **Therefore, the sum of the numbers in each column will be larger than the total number of people tested.**

Reporting lab	Inconclusive	Negative	Positive	Percent positive	Total
CLARKSVILLE MANOR INC		1			1
GOSHEN HOSPITAL			1	100%	1
MONMOUTH MEDICALC ENTER		1			1
MEDEXPRESS URGENT CARE - LAWTON		1			1
Sharon Care Center			1	100%	1
DISCOVERY AT HOME, LLC			1	100%	1
SOLDIERS' HOME OF HOLYOKE		1			1
ALBANNA PEDIATRICS CENTER			1	100%	1
Medilodge of Kalamazoo		1			1
MEDICAL ARTS LABORATORY			1	100%	1
APPLECARE URGENT CARE			1	100%	1
DIGESTIVE DISEASE CARE PC		1			1
TALLAHASSEE DIALYSIS		1			1
ALLIANCE LABORATORY SERVICES			1	100%	1
Rio Grande City Nursing and Rehab Center			1	100%	1
Oak Hill Health & Rehabilitation Center			1	100%	1
ASCARATE DIALYSIS			1	100%	1
Kroger 353 - The Little Clinic Harpers Point		1			1
CLINICAL MICROBIOLOGY LAB FAIRVIEW UNIVERSITY HOSPITAL			1	100%	1
Kroger 97 - The Little Clinic Hutchinson		1			1
MIDWEST COVENANT HOME, INC		1			1
CVS MA915POCT BEVERLY			1	100%	1
ROSE MEDICAL CENTER LAB			1	100%	1
DORA HOME CARE			1	100%	1
PALMA CEIA MED GROUP-SWANN		1			1
MEMPHIS URGENT CARE #2, LLC			1	100%	1
BAYLOR SCOTT AND WHITE MEDICAL CENTER -CENTENNIAL			1	100%	1
OCCUPATIONAL HEALTH CENTER		1			1
GENERATIONS CENTER OF SPENCER		1			1
PALM BEACH PEDIATRIC UROLOGY			1	100%	1
CARESPOT - LEE VISTA			1	100%	1
MEDICAL UNIVERSITY OF SOUTH CAROLINA			1	100%	1
MEADOWS PARK HEALTH AND REHABILITATION		1			1
CARE ADVANTAGE			1	100%	1
MEDEXPRESS URGENT CARE - NUTLEY		1			1
SAINT PETE MRI			1	100%	1
LAB TEST KENDALL LLC		1			1
DOCTORS HOSPITAL OF LAREDO			1	100%	1
ALL AMERICAN FAMILY AND GERIATRIC CARE			1	100%	1
VICTORIA PAIN AND REHABILITATION CENTER			1	100%	1
CRESTHAVEN			1	100%	1
DEPT OF VA MEDICAL CENTER - MIAMI			1	100%	1
COOSA VALLEY HEALTHCARE CENTER LLC		1			1
SISTERS MISSION			1	100%	1
ROSLYN INTERNAL MEDICINE		1			1
SPORTS MEDICINE CLINIC - U OF WYOMING			1	100%	1

COVID-19: testing by laboratory

Data through Apr 8, 2021 verified as of Apr 9, 2021 at 09:25 AM

Data in this report are provisional and subject to change.

The numbers in the table below represent the number of Florida and non-Florida residents for whom test results were received by the Department of Health. A person can be tested by more than one laboratory and can have both positive and negative results. **Therefore, the sum of the numbers in each column will be larger than the total number of people tested.**

Reporting lab	Inconclusive	Negative	Positive	Percent positive	Total
SALEM HOSPITAL REGIONAL LABORATORY		1			1
NEW MILFORD HOSPITAL			1	100%	1
Life Care Center of Paradise Valley		1			1
MAIN STREET PHARMACY OF MARCELLUS, INC		1			1
SOUTH TEXAS HEALTH SYSTEM ER - WARE ROAD			1	100%	1
SAINT ALPHONSUS REGIONAL MEDICAL CENTER			1	100%	1
MAHONEY PEDIATRICS PA			1	100%	1
TITUSVILLE TOWERS ASSISTED LIVING		1			1
CHRISTIANA HOSPITAL		1			1
PROGRESSIVE URGENT CARE, PC			1	100%	1
PEDIATRIC PARTNERS ZEPHYRHILLS			1	100%	1
CMC MERCY LABORATORY			1	100%	1
PANCARE HEALTH - BRUCE			1	100%	1
Signature HealthCare of Bowling Green		1			1
Smg At Bridgewater Family Medicine		1			1
BRADENTON CONVENTION CENTER			1	100%	1
CHAMBREL AT PINECASTLE			1	100%	1
LANGLADE			1	100%	1
PALOMAR MEDICAL CENTER			1	100%	1
SEABROOK EMS			1	100%	1
MEDICAL ASSOCIATES OF CARTER		1			1
EXPRESS CARE OF OCALA			1	100%	1
WELLCARE URGENT CARE			1	100%	1
HIGHLAND LABORATORY			1	100%	1
SARHA DOCTORS CENTER			1	100%	1
Crowne Health Care of Eufaula		1			1
Walgreens #3049		1			1
BAPTIST HOSPITAL EAST			1	100%	1
SEGAL INSTITUTE FOR CLINICAL RESEARCH INC			1	100%	1
MEDEXPRESS URGENT CARE-BRENTWOOD		1			1
Remarkable Healthcare Dallas			1	100%	1
MORGAN MEDICAL CENTER		1			1
POUDRE VALLEY HOSPITAL			1	100%	1
MEDEXPRESS URGENT CARE-HAVERHILL		1			1
EAGLE COUNTY HEALTH AND HUMAN SERVICES			1	100%	1
KINGSWAY MEDICAL CENTER INC			1	100%	1
WALGREENS #06025		1			1
GENVIEW DIAGNOSIS INC			1	100%	1
IVY CREEK HEALTHCARE & WELLNESS CENTRE			1	100%	1
MEDERI CARETENDERS VS OF SE FL LLC DBA			1	100%	1
PUBLIX PHARMACY #0332		1			1
SPRINGBROOK HOSPITAL			1	100%	1
FORT LOUDOUN PRIMARY CARE		1			1
HEALTH FIRST MEDICAL GROUP LLC			1	100%	1
ARLINGTON ADULT RESIDENTIAL FACILITY, INC			1	100%	1
QUALITY LAB			1	100%	1

COVID-19: testing by laboratory

Data through Apr 8, 2021 verified as of Apr 9, 2021 at 09:25 AM

Data in this report are provisional and subject to change.

The numbers in the table below represent the number of Florida and non-Florida residents for whom test results were received by the Department of Health. A person can be tested by more than one laboratory and can have both positive and negative results. **Therefore, the sum of the numbers in each column will be larger than the total number of people tested.**

Reporting lab	Inconclusive	Negative	Positive	Percent positive	Total
Heritage of Red Cloud		1			1
MEMORIAL HERMANN SOUTHWEST HOSPITAL			1	100%	1
CVS KS8601POCT OVERLAND PARK			1	100%	1
EMERY MEDICAL CENTER			1	100%	1
ADVANCED MEDICAL LABORATORIES (AML)			1	100%	1
MID FLORIDA DERMATOLOGY ASSOCIATES PA			1	100%	1
PAUL C SCHWARTZ & MELVIN L WEIDMAN		1			1
Brown Memorial Home		1			1
SENCARE MANAGEMENT		1			1
MEDIPLUS CLINIC, INC			1	100%	1
STANDIFER PLACE		1			1
FLORIDA DIGESTIVE AND LIVER SPECIALISTS			1	100%	1
ATMORE COMMUNITY HOSPITAL			1	100%	1
CARING PROFESSIONAL HEALTH CARE LLC		1			1
GRANITE FALLS LTC, LLC		1			1
Hillside Manor Rehabilitation and Extended Care Center		1			1
HIGH DESERT COURT GROUP HOME			1	100%	1
TFH HOME HEALTH INC			1	100%	1
CONTINENTAL HOME HEALTH CARE INC			1	100%	1
LabCorp L#09258295 M#09258285			1	100%	1
ADVANCE HEALTH AND WELLNESS SOLUTIONS			1	100%	1
SMA BEHAVIORAL HEALTH SERVICES INC		1			1
SHRIVERS PHARMACY AND WELLNESS CENTER			1	100%	1
REHABILITATION CENTER OF SOUTH GEORGIA		1			1
MINUTE CLINIC DIAGNOSTIC MED GRP OF CA		1			1
LANTANA HC LAB			1	100%	1
CYPRESS CREEK DIALYSIS CTR			1	100%	1
Freedom Pointe at The Villages			1	100%	1
INFANTS & CHILDREN PA			1	100%	1
SOUTHERN FAMILY HEALTH			1	100%	1
KEY BISCAYNE PEDIATRIC ASSOCIATES INC			1	100%	1
Southern Pines Healthcare Center		1			1
SELECT SPECIALTY HOSPITAL - ORLANDO SOUTH			1	100%	1
OCALA RKC EAST HEMO #1			1	100%	1
MEDEXPRESS NORTHSIDE			1	100%	1
Mayfair Village Nursing Care Center		1			1
HEALTHPLUS			1	100%	1
GALVESTON COUNTY HEALTH DISTRICT			1	100%	1
Walgreens #12153		1			1
BOND & STEELE CLINIC, PA			1	100%	1
COURTLAND TERRACE		1			1
TEXAS HEALTH HARRIS METHODIST HOSPITAL			1	100%	1
TAYLOR COUNTY HEALTH DEPARTMENT			1	100%	1
CVS IL7142POCT LOCKPORT		1			1
ERIE COUNTY EMERGENCY SERVICES DIV OF		1			1
SAINT AGNES HOSPITAL			1	100%	1

COVID-19: testing by laboratory

Data through Apr 8, 2021 verified as of Apr 9, 2021 at 09:25 AM

Data in this report are provisional and subject to change.

The numbers in the table below represent the number of Florida and non-Florida residents for whom test results were received by the Department of Health. A person can be tested by more than one laboratory and can have both positive and negative results. **Therefore, the sum of the numbers in each column will be larger than the total number of people tested.**

Reporting lab	Inconclusive	Negative	Positive	Percent positive	Total
WALKIN MEDICAL URGENT CARE,NEW CITY			1	100%	1
CAH ACQUISITION COMPANY 11 LLC			1	100%	1
TILE PHARMACY		1			1
THE EMORY CLINIC			1	100%	1
RYE BEACH PHARMACY INC		1			1
FLORIDA DEPARTMENT OF HEALTH PALM BEACH COUNTY			1	100%	1
A.G. Rhodes		1			1
ALLEGANY COUNTY DEPARTMENT OF HEALTH		1			1
CONSULATE HEALTH CARE OF VERO BEACH			1	100%	1
NEMOURS CHILDREN'S			1	100%	1
VITAL CARE			1	100%	1
WALGREENS #5130			1	100%	1
Orchid Cove at Naples			1	100%	1
PHOEBE SUMTER MEDICAL CENTER LABORATORY		1			1
Glenburn Home		1			1
Kroger 705 - The Little Clinic Richmond		1			1
SUN LABORATORY SERVICES,INC			1	100%	1
GWINNETT MEDICAL CENTER			1	100%	1
AURORA CONSOLIDATED LABORATORY			1	100%	1
ST JOSEPHS CHILDRENS HOSPITAL PEDI TRANSPORT			1	100%	1
Washington County Nursing H0me			1	100%	1
The Center at Centennial			1	100%	1
MEDICAL EXAMINERS OFFICE, LEESBURG			1	100%	1
MEDICAL ASSOCIATES OF THE SHOALS		1			1
UNIVERSITY OF MARYLAND PATHOLOGY ASSOCIATES			1	100%	1
HOUSTON MEDICAL CENTER			1	100%	1
Fairhaven Retirement Community		1			1
GOOD PEDIATRICS			1	100%	1
AVON PARK CLUSTER		1			1
KIOSK MEDICINE KENTUCKY LLC		1			1
American Fork Care Center dba Heritage Care Center		1			1
MEDEXPRESS URGENT CARE - PINE BLUFF S		1			1
CIRRUS DX			1	100%	1
UF HEALTH EMERGENCY CENTER LABORATORY		1			1
Caldwell Care		1			1
MEMORIAL HOSPITAL AT GULFPORT			1	100%	1
CLINICAL CARE, INC			1	100%	1
SMITH			1	100%	1
Kroger 779 - The Little Clinic Georgetown		1			1
SHAW MEDICAL GROUP LLC			1	100%	1
SUNSHINE URGENT CARE			1	100%	1
CLEVELAND CLINIC OUTPATIENT LABORATORY			1	100%	1
Heartland of Pittsburgh PA, LLC		1			1
Kroger 588 - The Little Clinic Thompsons Station		1			1
Diversicare of Ripley		1			1
PROVIDENCE PORTLAND MEDICAL CENTER		1			1

COVID-19: testing by laboratory

Data through Apr 8, 2021 verified as of Apr 9, 2021 at 09:25 AM

Data in this report are provisional and subject to change.

The numbers in the table below represent the number of Florida and non-Florida residents for whom test results were received by the Department of Health. A person can be tested by more than one laboratory and can have both positive and negative results. **Therefore, the sum of the numbers in each column will be larger than the total number of people tested.**

Reporting lab	Inconclusive	Negative	Positive	Percent positive	Total
SANCHEZ CAZAU MEDICAL GROUP			1	100%	1
St. Catherine's manor of Findlay		1			1
MOUNT SINAI HOSPITAL OF QUEENS			1	100%	1
GULF COUNTY HEALTH DEPARTMENT			1	100%	1
HARDIN MEMORIAL HOSPITAL - HEARTLAND PATHOLOGY CONSULTANTS			1	100%	1
FLORIDA HEART AND VASCULAR MULTISPECIALTY GROUP PA			1	100%	1
SOUTH DADE NURSING & REHABILITATION CENTER			1	100%	1
TREASURE COAST MEDICAL CONCIERGE LLC			1	100%	1
Schoenbrunn Healthcare		1			1
PHOEBE PRIMARY CARE CAMILLA			1	100%	1
UNIVERSITY PLACE NURSING CENTER		1			1
Autumn Care of Suffolk		1			1
NORTHEAST GEORGIA HEALTH SYSTEM			1	100%	1
PALM BEACH COUNTY SHERIFF OFFICE			1	100%	1
JEFFREY A HIRSCHFIELD, MD PA			1	100%	1
Good Shepherd Fairview Home, Inc.		1			1
FREDERICK AVENUE GROUP HOME		1			1
Kroger 407 - The Little Clinic Lexington		1			1
MIAMI-DADE COUNTY HEALTH DEPT.		1			1
YUMA REGIONAL MEDICAL CENTER			1	100%	1
LONESTAR 24HRER MANAGEMENT LLC DBA LONESTAR 24HRER			1	100%	1
Cornerstone at the Ranch		1			1
ST. MICHAEL'S ELITE HOSPITAL			1	100%	1
JACKSONVILLE HEALTH & REHAB		1			1
MARTIN HEALTH PHYSICIAN GROUP			1	100%	1
ALCALA PHARMACEUTICALS			1	100%	1
THE HOSPITALS OF PROVIDENCE EMERGENCY ROOM			1	100%	1
FLORIDA EPIDEMIOLOGY PROGRAM			1	100%	1
MEDEXPRESS URGENT CARE - MT EPHRAIM		1			1
Parkside Manor		1			1
ADVENTHEALTH HOME CARE WATERMAN			1	100%	1
AEGIS MEDICAL GROUP LLC			1	100%	1
Rockcastle Health and Rehab		1			1
CULVER CITY URGENT CARE			1	100%	1
CEPERO PEDIATRICS PA			1	100%	1
Mountain City Care and Rehabilitation Center		1			1
ALABAMA REFERENCE LAB			1	100%	1
Consulate Health Care of Tallahassee			1	100%	1
SYNAPSE ANALYTICAL LABS		1			1
NOORANI MEDICAL CENTER LLC			1	100%	1
FIVE STAR PREMIER RESIDENCES OF POMPANO BEACH			1	100%	1
PHYSICIANS URGENT CARE			1	100%	1
Vista Park			1	100%	1
FIRSTCARE MEDICAL CENTER			1	100%	1
Kroger 016 - The Little Clinic Centennial		1			1
PHYSICIAN ASSOCIATES, LLC			1	100%	1

COVID-19: testing by laboratory

Data through Apr 8, 2021 verified as of Apr 9, 2021 at 09:25 AM

Data in this report are provisional and subject to change.

The numbers in the table below represent the number of Florida and non-Florida residents for whom test results were received by the Department of Health. A person can be tested by more than one laboratory and can have both positive and negative results. **Therefore, the sum of the numbers in each column will be larger than the total number of people tested.**

Reporting lab	Inconclusive	Negative	Positive	Percent positive	Total
ADVENTHEALTH SENIOR CARE AT ORMOND			1	100%	1
LOGAN COUNTY HOSPITAL			1	100%	1
AVERA SACRED HEART HOSPITAL			1	100%	1
HSRE-ASL CASSELBERRY TRS, LLC			1	100%	1
AUTUMN HOUSE			1	100%	1
MEDEXPRESS URGENT CARE - BENTONVILLE		1			1
WILMINGTON NURSING AND REHAB			1	100%	1
CHATSWORTH ASSISTED LIVING COMMUNITY AT PGA NATIONAL			1	100%	1
HAMPTON VAMC		1			1
NOVANT HEALTH PRINCE WILLIAM WELLNESS CENTER			1	100%	1
SCHUYLER HOSPITAL		1			1
LANGLEY DIALYSIS			1	100%	1
BOCA RATON REGIONAL HOSPITAL		1			1
MEDICAL LIFE-INC GUIDEWELL EMERGENCY MEDICINE			1	100%	1
LEE MEMORIAL HEALTH SYSTEMS HOME HEALTH		1			1
WESTOX LABS		1			1
AESTHETIC PHYSICIANS PC			1	100%	1
CONSOLIDATED			1	100%	1
MULTICARE PHYSICIANS			1	100%	1
COLLINS NURSING HOME		1			1
WORKFORCE HEALTH DEPARTMENT			1	100%	1
GENESIS HEALTH SYSTEM			1	100%	1
THE MEDICAL CENTER			1	100%	1
URGENT 202 COX CREEK PKWY		1			1
Miller Health Care Center			1	100%	1
NIHCC			1	100%	1
DEVITA		1			1
VANAJA SUREDDI MD PA			1	100%	1
Waycross VA CBOC		1			1
VA Texas Valley Coastal Bend Harlingen HCC		1			1
WESTEX URGENT CARE, PLLC			1	100%	1
AMERICA'S ER SITE 002 LLC			1	100%	1
LIFESTREAM BEHAVIORAL CENTER INC			1	100%	1
TIMPANOGOS REGIONAL HOSPITAL			1	100%	1
NEXT LEVEL URGENT CARE (WOODLANDS)			1	100%	1
EXACCARE KINGSTON, LLC			1	100%	1
ATHENS MEDICAL CENTER			1	100%	1
ALL PRO ORTHOPEDICS & SPORTS MEDICINE, PA			1	100%	1
Greenhaven Health and Rehabilitation		1			1
WELLINGTON WEST 100176			1	100%	1
MED CHOICE CENTER OF NORTH MIAMI			1	100%	1
ROCKLEDGE HEALTH & REHABILITATION CENTER			1	100%	1
Arlington Care Center			1	100%	1
Fulton County Medical Center Long Term Care			1	100%	1
KETTERING MEDICAL CENTER			1	100%	1
Avista Nursing and Rehab			1	100%	1

COVID-19: testing by laboratory

Data through Apr 8, 2021 verified as of Apr 9, 2021 at 09:25 AM

Data in this report are provisional and subject to change.

The numbers in the table below represent the number of Florida and non-Florida residents for whom test results were received by the Department of Health. A person can be tested by more than one laboratory and can have both positive and negative results. **Therefore, the sum of the numbers in each column will be larger than the total number of people tested.**

Reporting lab	Inconclusive	Negative	Positive	Percent positive	Total
Ashland Place Health and Rehabilitation, LLC		1			1
SC-GA2018 THE RIDGE REHABILITATION & H		1			1
SUN CITY DIAGNOSTIC CENTER			1	100%	1
ST FRANCIS MEDICAL CENTER			1	100%	1
BGB SUMMIT MEDICAL GROUP		1			1
ELLICOTT CENTER FOR REHABILITATION AND		1			1
Encompass Health Rehab Hosp Tinton Falls		1			1
Kroger - KRO03400316			1	100%	1
St. Anthonys Nursing and Rehab			1	100%	1
EVEXIA DIAGNOSTICS			1	100%	1
PURECARE PHARMACY		1			1
Central Alabama Veterans HCS - West Campus		1			1
Heartland Health Care Center Jacksonville			1	100%	1
MEDEXPRESS URGENT CARE - LEOMINSTER		1			1
PROGRESSIVE MEDICAL RESEARCH			1	100%	1
EVENTIDE LUTHERAN HOME		1			1
LABORATORY COPRORATION OF AMERICA			1	100%	1
ST.ELIZABETH HEALTH CENTER	1				1
WEST VIRGINIA UNIVERSITY HOSPITALS			1	100%	1
RCP OF MEMORIAL WEST			1	100%	1
CVS IL2297651CV JOLIET		1			1
Northern Nevada State Veterans Home		1			1
BARTLE'S PHARMACY INC			1	100%	1
CVS CA9963POCT SAN DIEGO		1			1
HEALTH & WELLNESS PROFESSIONALS INC			1	100%	1
ADVENTHEALTH MEDICAL GROUP UROLOGY AT EAST ORLANDO		1			1
OMC PRIMARY CARE - HOSPITAL CAMPUS			1	100%	1
ULTIMATE KIDNEY CARE			1	100%	1
PERRY COUNTY NURSING HOME		1			1
PBSO HEALTH AND WELLNESS CENTER			1	100%	1
TEXAS HEALTH ARLINGTON MEMORIAL		1			1
ACUTE AND COMMUNICABLE DISEASE PREVENTION			1	100%	1
ROSEN MEDICAL CENTER AT ROSEN COLLEGE CAMPUS			1	100%	1
VALLEY HOSPITAL MEDICAL CENTER		1			1
KAISER PERMANENTE REGIONAL REFERENCE LABORATORY		1			1
MRMC LAB MICRO			1	100%	1
Shelbyville Manor		1			1
GENESIS MICROBIOLOGY LAB		1			1
Jenkins Living Center		1			1
PUBLIX PHARMACY #1114			1	100%	1
US LABORATORIES			1	100%	1
BRISTOL REGINAL MEDICAL CENTER			1	100%	1
Raleigh Center (WV)			1	100%	1
JUPITER MEDICAL GROUP			1	100%	1
Royal Palm Beach Health and Rehab Center			1	100%	1
RESOURCE PATH LLC			1	100%	1

COVID-19: testing by laboratory

Data through Apr 8, 2021 verified as of Apr 9, 2021 at 09:25 AM

Data in this report are provisional and subject to change.

The numbers in the table below represent the number of Florida and non-Florida residents for whom test results were received by the Department of Health. A person can be tested by more than one laboratory and can have both positive and negative results. **Therefore, the sum of the numbers in each column will be larger than the total number of people tested.**

Reporting lab	Inconclusive	Negative	Positive	Percent positive	Total
Good Samaritan Society - Albion		1			1
SILVER SPRINGS SHORES DIALYSIS			1	100%	1
HEALTHCARE PARTNERS FAMILY MEDICINE LLC			1	100%	1
GSM OCED Subsection			1	100%	1
THE TOLEDO HOSPITAL			1	100%	1
TENNOVA ER - SANGO			1	100%	1
BAPTIST MEDICAL PLAZA AT WESTCHESTER			1	100%	1
LAKE VIEW COURT		1			1
NEMOURS CHILDREN HOSPITAL			1	100%	1
TENNOVA HEALTHCARE - CLEVELAND			1	100%	1
Summit Medical Group Morristown Oncology		1			1
Bayou Vista Community Care Center			1	100%	1
777 URGENT CARE			1	100%	1
MEDEXPRESS URGENT CARE, MOSSIDE		1			1
AMBRY GENETICS CORP	1				1
MANHATTAN EYE EAR AND THROAT HOSPITAL		1			1
JPS HEALTH CENTER AT TRUE WORTH PLACE			1	100%	1
MEMORIAL HERMANN KATY HOSPITAL			1	100%	1
SAINT LEO UNIVERSITY INCORPORATED			1	100%	1
YOUTH HEALTH CENTER OF HUNTINGTON		1			1
HEALTH GUAGE			1	100%	1
Manor Care of Dallastown d/b/a ManorCare Health Services - Dallastown		1			1
Port Orange Nursing And Rehab Center			1	100%	1
KEY WEST BRANCH MEDICAL CLINIC			1	100%	1
CHI MEMORIAL HOSPITAL CHATTANOOGA			1	100%	1
OUCH URGENT CARE			1	100%	1
JOHNSON & JOHNSON VISION CARE-VISTAKON			1	100%	1
CVS TN6414POCT SMYRNA		1			1
MT VIEW			1	100%	1
HEARTLAND OF ZEPHYRHILLS FL, LLC			1	100%	1
CHOTA COMMUNITY HEALTH SERVICES		1			1
SUMMIT HEALTHCARE REGIONAL MEDICAL		1			1
MEDEXPRESS URGENT CARE - JACKSON		1			1
HATLEY HEALTH CARE, INC		1			1
MISSION REGIONAL MEDICAL CENTER			1	100%	1
RADIANCE HEALTH RX		1			1
CROZER-CHESTER MEDICAL CENTER			1	100%	1
BIODORON LABORATORIES			1	100%	1
MCR HEALTH MEDICAL EXPRESS			1	100%	1
FLORIDA CLINICAL RESEARCH CENTER, LLC			1	100%	1
STEPHENS COUNTY HOSPITAL			1	100%	1
CLEVELAND CLINIC OHIO LABORATORIES			1	100%	1
SPECTRUM LUDINGTON			1	100%	1
ADVANCE CARDIOVASCULAR IMAGING, INC			1	100%	1
HIDALGO FAMILY CLINIC			1	100%	1
HOLMES FAMILY PRACTICE PA			1	100%	1

COVID-19: testing by laboratory

Data through Apr 8, 2021 verified as of Apr 9, 2021 at 09:25 AM

Data in this report are provisional and subject to change.

The numbers in the table below represent the number of Florida and non-Florida residents for whom test results were received by the Department of Health. A person can be tested by more than one laboratory and can have both positive and negative results. **Therefore, the sum of the numbers in each column will be larger than the total number of people tested.**

Reporting lab	Inconclusive	Negative	Positive	Percent positive	Total
Pinnacle Health and Rehab at South Portland		1			1
BROOKSVILLE REGIONAL HOSPITAL			1	100%	1
ADAPTIVE BIOTECHNOLOGIES			1	100%	1
SUNRISE/QUAY COUNTY HEALTH CLINIC		1			1
Williamstown Commons			1	100%	1
PINECREST MANOR		1			1
DESTIN SURGERY CENTER LTD		1			1
LACKAWANNA HEALTH AND REHAB CENTER		1			1
MEDHEALTH CLINICAL INC			1	100%	1
FAITH FAMILY PRACTICE			1	100%	1
MEDEXPRESS URGENT CARE - HADLEY		1			1
CARE CENTER OF LAKE PLACID			1	100%	1
SHANNON MEDICAL CENTER			1	100%	1
KENDALL PEDIATRICS PARTNERS LLC			1	100%	1
URGENTMED			1	100%	1
NONA MEDICAL ARTS		1			1
San Antonio Residence and Rehabilitation Center		1			1
FAU MEMORY & WELLNESS CENTER			1	100%	1
OMAHA VA MEDICAL CENTER			1	100%	1
ANDERSON NURSING CENTER			1	100%	1
SAINT JOSEPHS HOSPITAL OF ATLANTA			1	100%	1
STAT EMERGENCY CENTER			1	100%	1
Traymore Nursing Center		1			1
CENTRAL FL INTERNAL MEDICINE ASSOCIATES LLC		1			1
PEDRO MENENDEZ HEALTH CENTER AT ST JOHNS			1	100%	1
Cerenity Senior Care-White Bear Lake		1			1
INTERIM HEALTHCARE OF PALM COAST			1	100%	1
CONCENTRA - TAMPA EAST		1			1
SPRINGFIELD HOSPITAL			1	100%	1
ATLANTIS VISION CENTER			1	100%	1
CONNECTICUT PEDIATRICS @ CHC		1			1
BAYLOR SCOTT & WHITE ALL SAINTS MEDICAL CENTER FT			1	100%	1
OXLEY PARK HEALTH & REHAB		1			1
HARTFORD HEALTH CARE & REHABILITATION			1	100%	1
PULSE MEDICAL DOCTOTS LLC			1	100%	1
AHC Dyersburg		1			1
FORT MYERS DIALYSIS		1			1
NORTHWEST TEXAS HEALTHCARE SYSTEM,INC			1	100%	1
SUNCOAST FAMILY MEDICAL ASSOCIATES			1	100%	1
Hinesville VA Clinic		1			1
PRIME CARE FAMILY MEDICINE			1	100%	1
HIGHLANDS CLINICAL LABORATORY			1	100%	1
WAKE FOREST MEDICAL CENTER LABORATORY			1	100%	1
SUNSHINE FAMILY & WELLNESS CENTER			1	100%	1
ARTESIAN HOME		1			1
BREVARD COUNTY JAIL			1	100%	1

COVID-19: testing by laboratory

Data through Apr 8, 2021 verified as of Apr 9, 2021 at 09:25 AM

Data in this report are provisional and subject to change.

The numbers in the table below represent the number of Florida and non-Florida residents for whom test results were received by the Department of Health. A person can be tested by more than one laboratory and can have both positive and negative results. **Therefore, the sum of the numbers in each column will be larger than the total number of people tested.**

Reporting lab	Inconclusive	Negative	Positive	Percent positive	Total
Nemours Children's Clinic-Orla			1	100%	1
GADSDEN FAMILY PRACTICE		1			1
WALGREENS # 12338		1			1
LOUISIANA STATE LAB			1	100%	1
FRESENIUS MEDICAL CARE TRADTION			1	100%	1
DEVLIN MANOR NURSING AND REHABILITATION		1			1
ALBUQUERQUE INDIAN HEALTH CENTER		1			1
WEST FLORIDA MEDICAL CENTER CLINIC			1	100%	1
NABI		1			1
MARYLAND DEPARTMENT OF HEALTH AND MENTAL HYGIENE			1	100%	1
GAMMA HEALTHCARE, INC		1			1
Orange City Nursing and Rehab Center			1	100%	1
PALMETTO CHARTER SCHOOL		1			1
Greene Meadows Nursing and Rehabilitation Center		1			1
BLESSINGS MEDICAL CLINIC, THE			1	100%	1
Piqua Manor		1			1
Kroger 006 - The Little Clinic Uintah Gardens		1			1
FAMILY MEDICAL CLINIC KENDALL LLC			1	100%	1
AMERICAN LAB LLC		1			1
CLEVELAND HEARTLAB			1	100%	1
Juniper Village at Bucks County		1			1
NEW RIVER HEALTH DISTRICT			1	100%	1
MD NOW MEDICAL CENTERS, INC			1	100%	1
SIGNATURE CARE MIDLAND			1	100%	1
MEDCARE QUALITY MEDICAL CENTER LLC			1	100%	1
MOUNTAINVIEW URGENT CARE VALLEY		1			1
MAINE HEALTH AND ENVIRONMENTAL TESTING LABORATORY			1	100%	1
REGIONAL MED CTR BAYONET POINT			1	100%	1
C V S / PHARMACY #833		1			1
VERITAS GENETICS, INC.			1	100%	1
COASTAL PEDIATRICS LLC			1	100%	1
Davie Nursing & Rehabilitation Center		1			1
NEW YORK STATE DEPTARTMENT OF HEALTH			1	100%	1
CLEVELAND CLINIC FLORIDA WAIVED			1	100%	1
CVS AZ9273POCT TUCSON			1	100%	1
CVS CA9751POCT AGOURA		1			1
FLORIDA FAMILY LABORATORY		1			1
Wedgewood Manor		1			1
WELL-KEY URGENT CARE SEVIERVILLE			1	100%	1
NEMOURS CHILDREN'S PRIMARY CARE			1	100%	1
JOHN MANCHIN SR HEALTH CARE CENTER		1			1
ONslow COUNTY HEALTH DEPARTMENT			1	100%	1
Fairhope		1			1
Harris Hill Nursing Facility		1			1
MCCALLIE SCHOOL-STUDENT HEALTH CENTER		1			1
SILVERMAN			1	100%	1

COVID-19: testing by laboratory

Data through Apr 8, 2021 verified as of Apr 9, 2021 at 09:25 AM

Data in this report are provisional and subject to change.

The numbers in the table below represent the number of Florida and non-Florida residents for whom test results were received by the Department of Health. A person can be tested by more than one laboratory and can have both positive and negative results. **Therefore, the sum of the numbers in each column will be larger than the total number of people tested.**

Reporting lab	Inconclusive	Negative	Positive	Percent positive	Total
BAPTIST HEALTH PRIMARY CARE AT CUTLER BAY			1	100%	1
MARTIN LUTHER KING RENAL INSTITUTE			1	100%	1
CARSON NURSING AND REHABILITATION CENTER		1			1
TMH PHYSICIAN PARTNERS QUINCY			1	100%	1
MID-FLORIDA PATHOLOGY LLC		1			1
YORK HOSPITAL: MICROBIOLOGY			1	100%	1
HEALTH CLINIC,THE		1			1
DORNOCH PLACE DEL PRADO		1			1
BAPTIST HEALTH MEDICAL PLAZA			1	100%	1
MIAMI JEWISH DIALYSIS			1	100%	1
HEARTLAND NURSING & REHABILITATION		1			1
WEST VIRGINIA LABORATORIES			1	100%	1
Melbourne Terrace Rehabilitation Center			1	100%	1
ABRAZO WEST CAMPUS			1	100%	1
MBMG OF WINTER HAVEN			1	100%	1
Chateau Dville Rehab & Retirement		1			1
WALMART PHARMACY 10-4554		1			1
Rehab Select of Talladega		1			1
Community Care Center of Heritage House, LLC			1	100%	1
MORSELIFE HOME CARE INC			1	100%	1
SOPHIA MEDICAL ASSOCIATES, PC			1	100%	1
OHSU LABORATORY SERVICES		1			1
Crisp Regional Nursing and Rehab Center		1			1
FAMILY PRACTICE OF CENTRAL FLORIDA PA			1	100%	1
PREMIUM HOME HEALTH CARE INC			1	100%	1
ARIZONA STATE LABORATORY			1	100%	1
MERCY MEDICAL CENTER INC			1	100%	1
URGENT DOC -NACOGODOCHES CLINIC			1	100%	1
AMBULATORY CARE CLINIC, LLC			1	100%	1
SEATTLE-KING COUNTY			1	100%	1
Chateau Living Center			1	100%	1
Casa Real Center		1			1
MEMORIAL HEALTH UNIVERSITY MEDICAL		1			1
SPECTRUM LABORATORY			1	100%	1
WEST BOYNTON DIALYSIS			1	100%	1
ADVANCED LABORATORY SERVICES			1	100%	1
Grays Harbor Health and Rehabilitation		1			1
WHEATON FRANCISCAN LABORATORY			1	100%	1
CHC			1	100%	1
Kroger 356 - The Little Clinic Middletown		1			1
MEMORIAL HOSPITAL LOS BANOS			1	100%	1
Kroger - KRO01100688			1	100%	1
SAINT FRANCIS HOSPITAL			1	100%	1
ADDINGTON PLACE EAST LAKE		1			1
NEMOURS CHILDREN'S PRIMARY CARE			1	100%	1
OAKWOOD HOSPITAL - SOUTHSORE			1	100%	1

COVID-19: testing by laboratory

Data through Apr 8, 2021 verified as of Apr 9, 2021 at 09:25 AM

Data in this report are provisional and subject to change.

The numbers in the table below represent the number of Florida and non-Florida residents for whom test results were received by the Department of Health. A person can be tested by more than one laboratory and can have both positive and negative results. **Therefore, the sum of the numbers in each column will be larger than the total number of people tested.**

Reporting lab	Inconclusive	Negative	Positive	Percent positive	Total
BORINQUEN HEALTH CENTER			1	100%	1
INTERMOUNTAIN HEALTHCARE CENTRAL LABORATORY			1	100%	1
TRIHEALTH			1	100%	1
ST JOHNS PEDIATRICS PA		1			1
COMMUNITY CARE CENTER□		1			1
DOYLESTOWN HOSPITAL			1	100%	1
TMH URGENT CARE CENTER			1	100%	1
HUNTERS CREEK MEDICAL ASSOCIATES PA		1			1
GENEVA FAMILY HEALTH			1	100%	1
BEACH CARE PLLC			1	100%	1
LAS PALOMAS SENIOR LIVING		1			1
Fairview			1	100%	1
DORAL KIDNEY CENTER			1	100%	1
WALGREENS #01456		1			1
SUNSHINE PEDIATRICS OF LUTz			1	100%	1
MYCLINIC, INC			1	100%	1
EVANS FAMILY CARE PA			1	100%	1
CLEMENT J ZABLOCKI VAMC		1			1
MISSISSIPPI VALLEY REGIONAL BLOOD CENTER			1	100%	1
EAST LANSING OPCO		1			1
LIBERTY URGENT CARE			1	100%	1
TRAFALGAR DIALYSIS			1	100%	1
THE INTERNAL MEDICAL GROUP		1			1
TOMAH VAMC			1	100%	1
Valley View Health and Rehabilitation, LLC		1			1
NULEASE MEDICAL SOLUTIONS			1	100%	1
LIFE CARE CENTER OF HILTON HEAD		1			1
OMNICARE PHARMACY OF TEXAS 1, LP		1			1
NORTH FLORIDA FAMILY MEDICINE			1	100%	1
WATERS EDGE ELEMENTARY SCHOOL			1	100%	1
OCEAN MEDICAL CENTER		1			1
ABBOTT LABORATORIES - OCCUPATIONAL HEALTH SERVICES			1	100%	1
ABRAKIDABRA PEDIATRIC CLINIC LLC			1	100%	1
Medicalodges Neosho			1	100%	1
ABSOLUTE QUICK CARE			1	100%	1
Louis Stokes Cleveland VA - Midtown Dialysis Center		1			1
TREASURE COAST COMMUNITY HEALTH INC			1	100%	1
DAVENPORT DIALYSIS CENTER		1			1
BOTTINEAU GOOD SAMARITAN CENTER		1			1
IMA MEDICAL CENTER OF SOUTH WEST ORLANDO			1	100%	1
BAPTIST HEALTH EXPRESS CARE			1	100%	1
MEDEX CLINIC LLC			1	100%	1
Advanced Health Care of St. George		1			1
Broomall Manor		1			1
LADY OF THE SEA HOSPITAL LAB			1	100%	1
WALGREENS #15291		1			1

COVID-19: testing by laboratory

Data through Apr 8, 2021 verified as of Apr 9, 2021 at 09:25 AM

Data in this report are provisional and subject to change.

The numbers in the table below represent the number of Florida and non-Florida residents for whom test results were received by the Department of Health. A person can be tested by more than one laboratory and can have both positive and negative results. **Therefore, the sum of the numbers in each column will be larger than the total number of people tested.**

Reporting lab	Inconclusive	Negative	Positive	Percent positive	Total
DEACONESS URGENT CARE CENTER			1	100%	1
INTEGRIS SEMINOLE EMERGENCY DEPT			1	100%	1
SPECIALTY DRUG TESTING			1	100%	1
ADVENTHEALTH DURAND			1	100%	1
ASCENSION ST VINCENT'S - WESTSIDE			1	100%	1
MEDICAL CENTER			1	100%	1
MISSION HOSPITAL			1	100%	1
EXAC CARE CROSSVILLE		1			1
DOCTORS CHOICE HOME CARE INC			1	100%	1
ABE'S GARDEN/PARK MANOR APARTMENTS		1			1
ELAN MANATEE			1	100%	1
URGENT CARE OF FORT LAUDERDALE INC			1	100%	1
TRAVIS LEE THOMPSON MD			1	100%	1
CARESOUTH HHA HOLDINGS OF VIRGINIA, LLC			1	100%	1
IMMEDIATE CARE MEDICAL CENTER			1	100%	1
MERITER LABORATORIES			1	100%	1
HARBOR OAKS GOLDEN YEARS			1	100%	1
Manor Care Health Care Services - Williamsport North		1			1
MEDEXPRESS URGENT CARE, LEBANON		1			1
CVS TX7431POCT ROWLETT		1			1
Dexter Health Care		1			1
POINTE MEDICAL SERVICES INC			1	100%	1
DR DAN C TRIGG MEMORIAL HOSPITAL		1			1
AUTUMN CARE OF STATESVILLE, LLC		1			1
Kroger 753 - The Little Clinic Goss Avenue		1			1
FAMILY MEDICINE AT CELEBRATION		1			1
CARENOW URGENT CARE - SPRING			1	100%	1
IZ MEDICAL		1			1
MOUNT SINAI MEDICAL CENTER AVENTURA ER			1	100%	1
ORAL & FACIAL SURGERY			1	100%	1
PHOENIX MEDICAL CLINIC			1	100%	1
BAPTIST HEALTH SURGERY CENTER			1	100%	1
SANTA BARABARA ALF LLC (THE WINDSOR)			1	100%	1
CURELOGICS WOUND CARE & HYPERBARIC CENTER		1			1
MEDICAL CENTER OF TRINITY - MOB		1			1
PEDIATRIC SPECIALTY CLINIC COLLIER			1	100%	1
MEMORIAL MEDICAL CENTER			1	100%	1
VELOCITY URGENT CARE - LITTLE CREEK			1	100%	1
Alexandria Place		1			1
PHYSICIANS ASSOCIATES			1	100%	1
ALLIED PEDIATRICS & FAMILY MEDICINE			1	100%	1
RIVIERA BEACH HEALTH CENTER LAB			1	100%	1
HABANA HEALTH CARE CENTER			1	100%	1
HOLY CITY MED URGENT CARE			1	100%	1
ACCOMPLISHED HOME CARE		1			1
MY URGENT CARE CLINIC			1	100%	1

COVID-19: testing by laboratory

Data through Apr 8, 2021 verified as of Apr 9, 2021 at 09:25 AM

Data in this report are provisional and subject to change.

The numbers in the table below represent the number of Florida and non-Florida residents for whom test results were received by the Department of Health. A person can be tested by more than one laboratory and can have both positive and negative results. **Therefore, the sum of the numbers in each column will be larger than the total number of people tested.**

Reporting lab	Inconclusive	Negative	Positive	Percent positive	Total
BRIDGEWATER AT WATERMAN VILLAGE			1	100%	1
ST JOHNS MEDICAL CENTER		1			1
B2 URGENT CARE			1	100%	1
Kroger 531 - The Little Clinic Waterville		1			1
FAIRFIELD MEDICAL CENTER			1	100%	1
BETHESDA HEALTH PHYSICIANS GROUP		1			1
Glen Oaks Health and REhabilitation		1			1
OHIOHEALTH URGENT CARE			1	100%	1
CVS MA1121POCT WESTFORD		1			1
CVS CA9492POCT YORBA LINDA		1			1
HOLYCROSS URGENT CARE AND IMAGING CENTER		1			1
PEDIATRIC URGENT CARE CENTR OF FORT WORTH-LA GRAN			1	100%	1
UMASS MEMORIAL/MARLBORO HOSPITAL			1	100%	1
Chestnut Ridge Nursing & Rehab		1			1
FLORIDA HOSPITAL LAB			1	100%	1
WW Chem Auto SS			1	100%	1
LAKE WALES DIALYSIS CENTER			1	100%	1
1ST MED DOTHAN			1	100%	1
KANA MEDICAL			1	100%	1
VELOCITY URGENT CARE - CHIMNEY HILL			1	100%	1
DOCTORS MEMORIAL HOSP HOME HEALTH CARE		1			1
PHYSICIANS LAB INC			1	100%	1
ACCURATE HEALTH SERVICES CORP			1	100%	1
UT MD ANDERSON CANCER CENTER-TUMOR MARKER LAB			1	100%	1
MEMORIAL HOSPITAL MIRAMAR WAIVED TESTING			1	100%	1
Peninsula Nursing and Rehabilitation Center		1			1
NORTHERN KENTUCKY HEALTH DEPARTMENT			1	100%	1
Alden Lincoln Park			1	100%	1
ASHLEY PEDIATRICS DAY AND NIGHT CLINIC			1	100%	1
LAKELAND MEDICAL CENTER			1	100%	1
CENTRAL FLORIDA HOSPITALIST			1	100%	1
GREATER MIAMI DIALYSIS			1	100%	1
MICROBIOLOGY DEPARTMENT			1	100%	1
CHP COVID-19 (TX)			1	100%	1
PALMETTO LANDING			1	100%	1
FAMILY PRACTICE ASSOCIATES		1			1
Abernethy Laurels		1			1
HAYS CLINICAL LAB			1	100%	1
PCR DIAGNOSTICS			1	100%	1
ADVANCED INDIVIDUALIZED MEDICINE OF NAPLES			1	100%	1
WINTER GARDEN CHILDREN'S HEALTH CENTERS			1	100%	1
MEMORIAL HERMANN MEDICAL GROUP-ATASCOCITA PEDS			1	100%	1
CVS PHARMACY INC DBA CVS/PHARMACY # 10600		1			1
WAYNE MEMORIAL HOSPITAL		1			1
SOUTHWEST ORLANDO FAMILY MEDICINE, PL			1	100%	1
LOUIS STOKES CLEVELAND VA MEDICAL CENTER			1	100%	1

COVID-19: testing by laboratory

Data through Apr 8, 2021 verified as of Apr 9, 2021 at 09:25 AM

Data in this report are provisional and subject to change.

The numbers in the table below represent the number of Florida and non-Florida residents for whom test results were received by the Department of Health. A person can be tested by more than one laboratory and can have both positive and negative results. **Therefore, the sum of the numbers in each column will be larger than the total number of people tested.**

Reporting lab	Inconclusive	Negative	Positive	Percent positive	Total
SIGNATURE HEALTHCARE OF BUCKHEAD		1			1
NORTHWEST FLORIDA SPECIALTY PHYSICIANS LLC		1			1
TCPA CLINICAL LABORATORIES			1	100%	1
UPMC NORTHWEST HOSPITAL			1	100%	1
Kroger 805 - The Little Clinic Lewis Center		1			1
SOUTHEASTERN HEALTH FACILITIES, INC		1			1
US PUBLIC HEALTH SERVICE HOSPITAL			1	100%	1
KISSIMMEE HOME TRAINING		1			1
Dugan Memorial Home		1			1
WVU MEDICINE - WESTON			1	100%	1
TITAN GENOMICS, LLC			1	100%	1
WALGREENS #12624		1			1
UHS BINGHAMTON GENERAL			1	100%	1
PINNACLE DIALYSIS		1			1
MINNESOTA HERITAGE HOUSE		1			1
Kroger 126 - The Little Clinic Cottonwood		1			1
Kroger 395 - The Little Clinic Blanchester		1			1
STAYING HEALTHY MEDICAL SERVICES			1	100%	1
SHARON REGIONAL MEDICAL CENTER			1	100%	1
ROAN MOUNTAIN MEDICAL CENTER			1	100%	1
THE CHILDREN'S HOSPITAL OF PHILADELPHIA		1			1
NEW ERA HEALTH CENTER INC		1			1
DIGNITY HEALING LLC			1	100%	1
MORNINGSIDE NURSING AND REHABILITATION		1			1
SUTTER GOULD MEDICAL FOUNDATION			1	100%	1
ELLIS HOSPITAL URGENT CARE CENTER LAB		1			1
NORTH SHORE HEMATOLOGY-ONCOLOGY ASSOCI		1			1
FRONT PORCH PEDIATRICS PLLC			1	100%	1
LEE HEALTH KIDS URGENT CARE		1			1
CVS KS8573POCT OVERLAND PARK		1			1
WAYCROSS INTRTNAL MEDICINE			1	100%	1
SOMA MEDICAL CENTER PA #2 OAKLAND			1	100%	1
Vibralf of El Paso Rehabilitation Center			1	100%	1
RIVERVIEW HOSPITAL	1				1
AIRPORT MEDICAL SOLUTIONS ORLANDO			1	100%	1
DR. K PEDIATRICS			1	100%	1
MONROE COUNTY PUBLIC HEALTH DEPARTMENT			1	100%	1
Village Crest Center for Health & Rehabilitation		1			1
PARTNERS IN PRIMARY CARE		1			1
UMMC MIDTOWN CAMPUS			1	100%	1
BROOKS REHAB			1	100%	1
KINGWOOD EMERGENCY HOSPITAL			1	100%	1
Grand Junction VAMC		1			1
NORTH BROWARD MEDICAL CENTER			1	100%	1
GATEWAY HEALTHCARE, PC			1	100%	1
CENTRAL FLA PEDIATRIC URGENT CARE LLC		1			1

COVID-19: testing by laboratory

Data through Apr 8, 2021 verified as of Apr 9, 2021 at 09:25 AM

Data in this report are provisional and subject to change.

The numbers in the table below represent the number of Florida and non-Florida residents for whom test results were received by the Department of Health. A person can be tested by more than one laboratory and can have both positive and negative results. **Therefore, the sum of the numbers in each column will be larger than the total number of people tested.**

Reporting lab	Inconclusive	Negative	Positive	Percent positive	Total
ALAFAYA WOODS FAMILY MEDICAL CENTER		1			1
NORTH COUNTY MEDICAL LAB			1	100%	1
KROGER 915 - THE LITTLE CLINIC ANDERSON			1	100%	1
ASSOCIATESMD			1	100%	1
RM PHARMACY SERVICES INC		1			1
CHI ST ALEXIUS TRANSITIONAL CARE UNIT		1			1
CONVENIENT MEDICAL AND HEALTH SERVICES			1	100%	1
GABRIELA GOLDSTEIN MD PA			1	100%	1
VETERANS AFFAIRS MEDICAL CENTER - EAST ORANGE			1	100%	1
LCMC LAB SUBSECTION		1			1
ALL CHILDRENS PEDIATRIC CLINIC			1	100%	1
HACKENSACK UNIVERSITY MEDICAL CENTER		1			1
CATHEDRAL GERONTOLOGY CENTER DBA CATHEDRAL CARES			1	100%	1
DE TAR HOSPITAL			1	100%	1
BMC/NASSAU			1	100%	1
WELLSTAR SPALDING REGIONAL MEDICAL CENTER		1			1
DOCTOR TODAY URGENT CARE			1	100%	1
DONALSONVILLE HOSPITAL			1	100%	1
CAPE CORAL HOSPITAL NURSING			1	100%	1
WALK IN FAMILY MEDICINE CENTER			1	100%	1
UF HEALTH FAMILY MEDICINE-GOODBYS CREEK			1	100%	1
Glenview Terrace Nursing Center		1			1
STONESPRINGS HOSPITAL CENTER			1	100%	1
TARRYTOWN PHARMACY			1	100%	1
NORTH MIAMI BEACH SURGICAL CENTER			1	100%	1
OPCO LLC LEGACY NURSING AND REHABILITA		1			1
SOUTHERN REGIONAL MEDICAL CENTER		1			1
Kroger 379 - The Little Clinic Stony Brook		1			1
SONNI'S PEDIATRICS			1	100%	1
MANHATTAN COLLEGE HEALTH SERVICES		1			1
ALPHA 1 ANTITRYPSIN RESEARCH PROGRAM			1	100%	1
REHABILITATION CENTER OF ALBUQUERQUE		1			1
Kroger 524 - The Little Clinic Iron Bridge Road		1			1
Village Green Health & Rehabilitation		1			1
SUMMIT LABORATORY			1	100%	1
LIFESPAN HEALTH - SELMER		1			1
HEARTLAND REGIONAL MEDICAL CENTER		1			1
Grangeville Health and Rehab		1			1
PEDIATRIC PARTNERS OF ZEPHYRHILLS PA			1	100%	1
UNIVERSITY OF IOWA HOSPITALS & CLINICS			1	100%	1
LABONE		1			1
PACE UNIVERSITY HEALTH CARE		1			1
CARE CONNECTIONS AT HOME LLC			1	100%	1
RIVERSIDE COUNTY PUBLIC HEALTH LABORATORY			1	100%	1
HOME AIDE SVC OF EASTERN NY INC D/B/A		1			1
1ST CHOICE URGENT CARE CENTER LLC			1	100%	1

COVID-19: testing by laboratory

Data through Apr 8, 2021 verified as of Apr 9, 2021 at 09:25 AM

Data in this report are provisional and subject to change.

The numbers in the table below represent the number of Florida and non-Florida residents for whom test results were received by the Department of Health. A person can be tested by more than one laboratory and can have both positive and negative results. **Therefore, the sum of the numbers in each column will be larger than the total number of people tested.**

Reporting lab	Inconclusive	Negative	Positive	Percent positive	Total
MAYO CLINICAL LABORATORIES		1			1
BLACK SHEEP MEDICAL			1	100%	1
THE MEDICAL CENTER AT BOWLING GREEN			1	100%	1
VIP FAMILY PRACTICE			1	100%	1
JOHN D. ARCHBOLD MEMORIAL HOSPITAL			1	100%	1
Quince Nursing and Rehabilitation Center		1			1
RICHMOND MEDICAL CENTER FOR WOMEN		1			1
Villages of St.Peters		1			1
PALM COAST DRAW STATION/AMERICAN HEALTH ASSOCIATES		1			1
NEMOURS CHILDRENS PRIMARY CARE CLERMONT			1	100%	1
COSTAMED GRUPO MEDICO			1	100%	1
Lopatcong Center		1			1
Trucare Living Centers - Columbus		1			1
CAREHERE HUDSON BAY			1	100%	1
Eddy Memorial Geriatric Center		1			1
MALUHIA		1			1
USA Healthcare LTC, LLC - Folsom Center for Rehabilitation & Healthca		1			1
TUNIS STREET GROUP HOME		1			1
VA Boston HCS-West Roxbury Division			1	100%	1
ARIZA WELLNESS CARE LLC			1	100%	1
Sunnybrook Rehabilitation Center			1	100%	1
PROVIDENCE ST. PATRICK HOSPITAL			1	100%	1
ASHLEY CLINICAL DIAGNOSTIC LABORATORY			1	100%	1
SPECIALTY MOLECULAR - DENVER			1	100%	1
MEDCARE-GARNERS FERRY			1	100%	1
PUBLIX PHARMACY #1122		1			1
ROYAL PALM PEDIATRICS			1	100%	1
LIFECARE MEDICAL CENTER			1	100%	1
ELEMENTS PHARMACY			1	100%	1
SUMMERLIN MEDICAL CENTRE			1	100%	1
LAMARQUE DIALYSIS			1	100%	1
CLINICAL PATHOLOGY LABORATORIES SOUTHEAST INC			1	100%	1
CAREATC - PALM HARBOR			1	100%	1
CELEBRATION HOSPITAL			1	100%	1
FAMILY MEDICINE AT KISSIMMEE		1			1
WEST FLORIDA MEDICAL ASSOCIATES PA			1	100%	1
CRYSTAL RIVER FIRE DEPARTMENT			1	100%	1
MERCY GENERAL HOSPITAL			1	100%	1
Central Park Healthcare & Rehabilitation Center		1			1
UNIVERSITY OF MIAMI PRIMARY CARE SITE UMHC 3039			1	100%	1
CLEVELAND CLINIC FLORIDA LAB			1	100%	1
CVS MI22230CV WAYNE COUNTY COMMUNITY COLLEGE			1	100%	1
Life Care Center of Auburn		1			1
ANSWERS RESOURCE FACILITY		1			1
CFCH - FROSTPROOF			1	100%	1
SEASONS HOSPICE AND PALLIATIVE CARE OF			1	100%	1

COVID-19: testing by laboratory

Data through Apr 8, 2021 verified as of Apr 9, 2021 at 09:25 AM

Data in this report are provisional and subject to change.

The numbers in the table below represent the number of Florida and non-Florida residents for whom test results were received by the Department of Health. A person can be tested by more than one laboratory and can have both positive and negative results. **Therefore, the sum of the numbers in each column will be larger than the total number of people tested.**

Reporting lab	Inconclusive	Negative	Positive	Percent positive	Total
Birmingham Nursing and Rehabilitation East LLC		1			1
PANCARE HEALTH - NORTHSIDE ELEMENTARY			1	100%	1
HCL LABORATORIES			1	100%	1
YOUR GOOD HEALTH MEDICAL GROUP PA			1	100%	1
APPLECARE BRUNSWICK			1	100%	1
MACKINAC STRAITS LONG TERM CARE UNIT		1			1
CHESAPEAKE REGIONAL MEDICAL CENTER			1	100%	1
PATHLAB SERVICES			1	100%	1
BAYSTATE REFERENCE LABORATORY			1	100%	1
FRESENIUS KIDNEY CARE OF CLERMONT WEST			1	100%	1
OHIO VALLEY MANOR NURSING &		1			1
OMNI HEALTHCARE URGENT CARE			1	100%	1
WINDERMERE PEDIATRICS			1	100%	1
LANCASHIRE HALL NURSING AND REHABILITATION CENTER		1			1
ACCESS HEALTH CARE PHYSICIANS, LLC		1			1
CVS TN5694POCT SODDY DAISY		1			1
EMERGENCY CARE SERVICES LAB AT JFK MEDICAL CENTER			1	100%	1
NORTH PALM BEACH DIALYSIS CENTER			1	100%	1
Kroger 49 - The Little Clinic Wichita - 21st St.			1	100%	1
SOUTHERN WINDS			1	100%	1
LABTEST LLC LABTEST DIAGNOSTICS			1	100%	1
BEVERLY ADVANCED PRACTICE NURSING		1			1
MERCY - NORTH IOWA			1	100%	1
Aspire Physical Recovery Center at Cahaba River		1			1
COUNTRYSIDE PEDIATRIC CARE PA			1	100%	1
CORPUS CHRISTI MEDICAL CENTER			1	100%	1
MIL LAKE HEALTHCARE CENTER INC PEDIATRICS			1	100%	1
MT CARMEL NURSING HOME		1			1
GULF COAST VILLAGE HOME HEALTH INC			1	100%	1
Troy Center for Rehabilitation & Nursing		1			1
ST. PETERSBURG PEDIATRICS-SEMINOLE			1	100%	1
PINEVILLE PHARMACY			1	100%	1
PALACE CARE AND REHAB		1			1
CVS AZ9374POCT TUCSON		1			1
RAPID CITY REGIONAL HOSPITAL -579 ATTN. LABORATORY		1			1
DOCTORS HEARING			1	100%	1
WMC HEALTH GROUP INC			1	100%	1
NHC Chattanooga			1	100%	1
MEDPOST URGENT CARE - CIBOLO			1	100%	1
Arlington Health and Rehabilitation		1			1
BRIDGEWATER PARK ASSISTED LIVING LLC			1	100%	1
LOUNDY		1			1
CLERMONT HEALTH DEPARTMENT			1	100%	1
ADVENTHEALTH MEDICAL GROUP OBSTETRICS			1	100%	1
DEPARTMENT OF HEALTH SERVICES			1	100%	1
PRINCIPLE DIAGNOSTICS LLC			1	100%	1

COVID-19: testing by laboratory

Data through Apr 8, 2021 verified as of Apr 9, 2021 at 09:25 AM

Data in this report are provisional and subject to change.

The numbers in the table below represent the number of Florida and non-Florida residents for whom test results were received by the Department of Health. A person can be tested by more than one laboratory and can have both positive and negative results. **Therefore, the sum of the numbers in each column will be larger than the total number of people tested.**

Reporting lab	Inconclusive	Negative	Positive	Percent positive	Total
COLONIAL HEALTH CARE		1			1
LINCOLN COUNTY MEDICAL CENTER		1			1
St. Anne Home		1			1
PRIMARY AND URGENT CARE			1	100%	1
CSL PLASMA LAB			1	100%	1
CLEMENT MANOR HEALTH CENTER		1			1
SUSAN F WILLIAMS MD PA			1	100%	1
C A R E S		1			1
INDIANA STATE DEPARTMENT OF HEALTH CLINIC MICROBIOLOGY		1			1
INFECTION CONTROL DEPT			1	100%	1
HEALTH SENTRY			1	100%	1
Oakland Nursing and Rehabilitation Center		1			1
HEALTHCARE FOR THE HOMELESS			1	100%	1
VA COMMUNITY BASED CLINIC - LAKE CITY			1	100%	1
REELFOOT FAMILY WALK-IN CLINIC		1			1
PRIMARY CARE & PEDIATRICS - SHEPHERSTOWN		1			1
WALGREENS #01398			1	100%	1
ST GERARD'S COMMUNITY OF CARE		1			1
THE BRENNITY AT TRADITION			1	100%	1
Valley Center (WV)			1	100%	1
MCH PHYSICIANS GROUP			1	100%	1
Kroger 699 - The Little Clinic Smyrna		1			1
GRAND VIEW HOSPITAL			1	100%	1
GENESEE COUNTY HEALTH DEPARTMENT		1			1
UF HEALTH THE VILLAGES			1	100%	1
ABBOTT LABORATORIES ROSS PRODUCTS			1	100%	1
TOMAH HEALTH			1	100%	1
PALM BREEZE DIALYSIS			1	100%	1
Ash Flat Healthcare and Rehabilitation Center			1	100%	1
DW MCMILLAN MEMORIAL HOSPITAL LABORATORY			1	100%	1
COMMONWEALTH OF VIRGINIA DIVISION OF CONSOLIDATED LABORATORY SERVICES			1	100%	1
PEACHEALTH LABORATORIES		1			1
SELF REGIONAL HEALTHCARE			1	100%	1
BAYFRONT HEAL WOUND CARE AND HYPERBARIC CENTER			1	100%	1
SIGNATURE CARE COLLEGE STATION			1	100%	1
Belvoir Woods Health Care Center at The Fairfax		1			1
Douglas County Health Center		1			1
KNAPP MEDICAL GROUP			1	100%	1
CVS AZ10529POCT SCOTTSDALE		1			1
FAIRVIEW HOSPITAL			1	100%	1
SOUTHWEST VIRGINIA COMMUNITY HEALTH SYSTEMS			1	100%	1
MEDLABS OF FLORIDA LLC D/B/A MEDLABS DIAGNOSTICS		1			1
ManorCare Yeadon		1			1
STAMFORD HOSPITAL			1	100%	1
Walgreens #17445		1			1
SWIFTCARE URGENT CARE, PLLC			1	100%	1

COVID-19: testing by laboratory

Data through Apr 8, 2021 verified as of Apr 9, 2021 at 09:25 AM

Data in this report are provisional and subject to change.

The numbers in the table below represent the number of Florida and non-Florida residents for whom test results were received by the Department of Health. A person can be tested by more than one laboratory and can have both positive and negative results. **Therefore, the sum of the numbers in each column will be larger than the total number of people tested.**

Reporting lab	Inconclusive	Negative	Positive	Percent positive	Total
Livingston County Center for Nursing and Rehabilitation		1			1
CROWNPOINT HEALTHCARE FACILITY		1			1
PUBLIX PHARMACY #1387		1			1
SOUTH SEMINOLE HOSPITAL POCT			1	100%	1
CARENOW-MONTGOMERY			1	100%	1
ST JUDE CARE CENTER		1			1
CVS OK6225POCT EDMOND		1			1
COLER REHABILITATION AND NURSING CARE		1			1
ROSE HAVEN NURSING CENTER		1			1
BAPTIST ASI			1	100%	1
SANTA MONICA FERTILITY			1	100%	1
MANCHESTER COMMONS		1			1
Kroger 481 - The Little Clinic Houston Levee		1			1
PARRISH MEDICAL GROUP			1	100%	1
SOUTHWOOD HEALTHCARE CENTER		1			1
PEACE HEALTH FAMILY MEDICINE AT 87TH AVE		1			1
SOUTHWOOD NURSING & RETIREMENT CENTER		1			1
RIVIERA BEACH INTEGRATED CARE INC			1	100%	1
PARK LANE NURSING HOME		1			1
The Jordan Center		1			1
Walgreens #11724		1			1
DR JAMES D FORBES FAMILY CARE CENTER			1	100%	1
STITCHES ACUTE CARE CENTER OF CHEYENNE			1	100%	1
ADVANCED CARDIOVASCULAR DIAGNOSTICS PL		1			1
NAVARRO MEDICAL CENTERS LLC			1	100%	1
GIBSON AREA PRIMARY CARE			1	100%	1
URGENT CARE OF COASTAL GEORGIA			1	100%	1
HENRY FORD WEST BLOOMFIELD HOSPITAL			1	100%	1
PALM COTTAGE OPERATOR LLC			1	100%	1
CENTRAL CAROLINA HOSPITAL			1	100%	1
HHCS PHARMACY INC			1	100%	1
WINCHESTER URGENT CARE, PC		1			1
AUGUSTA HEALTH CLINICAL LABORATORY			1	100%	1
Avera Sr. James Care Center		1			1
BETHESDA ON TURKEY CREEK			1	100%	1
PALMETTO PRIMARY CARE PHYSICIANS			1	100%	1
HOUSTON DEPARTMENT OF HEALTH AND HUMAN SERVICES			1	100%	1
Kroger 83 - The Little Clinic Rock Road		1			1
WEST COAST CLINICAL LABS INC			1	100%	1
WESLEY MEDICAL CENTER			1	100%	1
RAYMOND F CARON MD			1	100%	1
TRADITIONAL MEDICINE CENTER			1	100%	1
WVU MEDICINE AT SUNCREST TOWNE CENTRE			1	100%	1
GARDENS PEDIATRICS LAB			1	100%	1
NEVADA RURAL HOUSING AUTHORITY			1	100%	1
Smg/North Jersey Hematology & Oncology		1			1

COVID-19: testing by laboratory

Data through Apr 8, 2021 verified as of Apr 9, 2021 at 09:25 AM

Data in this report are provisional and subject to change.

The numbers in the table below represent the number of Florida and non-Florida residents for whom test results were received by the Department of Health. A person can be tested by more than one laboratory and can have both positive and negative results. **Therefore, the sum of the numbers in each column will be larger than the total number of people tested.**

Reporting lab	Inconclusive	Negative	Positive	Percent positive	Total
SUMMIT COUNTY PUBLIC HEALTH DEPARTMENT			1	100%	1
Kroger 541 - The Little Clinic Long Hollow Pike		1			1
KNOX COMMUNITY HOSPITAL			1	100%	1
Pontotoc Health and Rehab		1			1
ORANGETOWN PEDIATRICS ASSOCIATES		1			1
FLORIDA SOUTHERN COLLEGE			1	100%	1
ADVENTHEALTH MEDICAL GROUP PEDIATRICS DIABETES &			1	100%	1
ARKANSAS PUBLIC HEALTH LABORATORY		1			1
Kroger - KR070300083			1	100%	1
Salem Hills Rehabilitation and Nursing Center		1			1
RESIDENCES AT MIAMI / REIGN GARDENS LLC, THE			1	100%	1
CENTRAL FLORIDA ADULT MEDICINE		1			1
PHYSICIANS OF CENTRAL FLORIDA			1	100%	1
ADVENT HEALTH MEDICAL GROUP MULTISPECIALTY			1	100%	1
ISLANDS ASSISTED LIVING FACILITY,THE			1	100%	1
NICKLAUS CHILDREN'S DORAL OUTPATIENT CENTER			1	100%	1
GIFFORD MEMORIAL HOSPITAL		1			1
CAMBRIDGE HEALTH ALLIANCE			1	100%	1
MADISON AT OVIEDO			1	100%	1
SC-GA2018 MCCORMICK REHAB & HEALTHCARE		1			1
CYPRESS VILLAGE REHAB CENTER		1			1
UNIVERSITY OF BALTIMORE WASHINGTON MEDICAL CENTER			1	100%	1
ST. LUKE'S HOSPITAL			1	100%	1
Integrity Healthcare of Carbondale			1	100%	1
NHC Sequatchie		1			1
CHRISTUS GOOD SHEPHERD MEDICAL CENTER			1	100%	1
AML DIAGNOSTICS- ADV TESTING IN METABOLIC MEDICINE			1	100%	1
ICARE		1			1
BLOOMINGDALE MEDICAL ASSOC			1	100%	1
REEVES COUNTY HOSPITAL DISTRICT			1	100%	1
DIRECT PRIMARY CARE OF BURLESON			1	100%	1
Brattleboro Crossings LLC dba Pine Heights at Brattleboro		1			1
Terrace Glen Village		1			1
WELLSTAR PAULDING HOSPITAL		1			1
SLIDELL MEMORIAL HOSPITAL			1	100%	1
CVS IN6536POCT KOKOMO		1			1
CHATEAU TERREBONNE HEALTH CARE		1			1
AMD			1	100%	1
OPTUM OF HIALEAH		1			1
St Mary's d'Youville Pavilion		1			1
MEDSTAR URGENT CARE, LLC			1	100%	1
RUBY MEMORIAL HOSP. LAB			1	100%	1
FINLAY MEDICAL RESEARCH CORP			1	100%	1
ADVENTHEALTH IMAGING WINTERGARDEN		1			1
INLET CONCIERGE MEDICINE			1	100%	1
DOCTORS AFTER HOURS URGENT CARE CENTER			1	100%	1

COVID-19: testing by laboratory

Data through Apr 8, 2021 verified as of Apr 9, 2021 at 09:25 AM

Data in this report are provisional and subject to change.

The numbers in the table below represent the number of Florida and non-Florida residents for whom test results were received by the Department of Health. A person can be tested by more than one laboratory and can have both positive and negative results. **Therefore, the sum of the numbers in each column will be larger than the total number of people tested.**

Reporting lab	Inconclusive	Negative	Positive	Percent positive	Total
ST FRANCIS COLLEGE WELLNESS CENTER		1			1
NHC PLACE AT COOL SPRINGS		1			1
CORNERSTONE OF RECOVERY INC		1			1
Walgreens #10851		1			1
MEDEXPRESS URGENT CARE - WAYNESBURG		1			1
MARINA DEL REY HOSPITAL LAB			1	100%	1
ODYSSEY HEALTH CARE OF MARION COUNTY LLC		1			1
ST VINCENTS OUTPATIENT IMAGING		1			1
UNLIMITED MEDICAL SERVICES OF FL PL DBA		1			1
NORTHEAST BAPTIST HOSPITAL			1	100%	1
SPRING VALLEY HOSPITAL MEDICAL CENTER			1	100%	1
MEDEXPRESS URGENT CARE, EDWARDSVILLE		1			1
FHPG INTERNAL MEDICINE OF BRANDON			1	100%	1
LAKE VISTA DIALYSIS			1	100%	1
INDIAN RIVER CLINICAL LABORATORY, INC.		1			1
HEALTH PLUS SUNRISE MEDICAL OFFICE			1	100%	1
LOVELACE WOMEN'S HOSPITAL		1			1
PASTEUR MEDICAL HIALEAH GARDEN LLC			1	100%	1
LADY LAKE FAMILY MEDICINE			1	100%	1
DESERT ROSE FL LLC		1			1
BALLAD HEALTH MEDICAL ASSOCIATES URGENT CARE			1	100%	1
CONCIERGE INTERNAL MEDICINE ASSOCIATES			1	100%	1
FAMILY & INTERNAL MEDICINE CENTER		1			1
RIVERVIEW HOSPITAL D/B/A UNIVERSITY		1			1
LOURDES URGENT CARE			1	100%	1
Kroger 350 - The Little Clinic New Cut Road		1			1
MIAMI VASCULAR SURGERY			1	100%	1
NEMOURS CHILDREN'S PRIMARY CARE, ST CLOUD			1	100%	1
Birmingham Nursing & Rehab Center		1			1
LABORATORIO MEDICO CENTRAL CONDOMINO MD			1	100%	1
UF HEALTH - WILDLIGHT			1	100%	1
LAREDO CARE CLINIC NORTH		1			1
LOPEZ		1			1
SC-GA2018 SIMPSONVILLE REHABILITATION		1			1
BAYMEADOWS PEDIATRIC CARE		1			1
WOOD COUNTY HEALTH DEPARTMENT			1	100%	1
PREMIER HEALTH CARE INC			1	100%	1
UNIVERSITY OF SOUTH FLORIDA			1	100%	1
Dulles Health and Rehab Center		1			1
Kroger 57 - The Little Clinic Jay C Charlestown		1			1
FASTMED - LAKEWAY			1	100%	1
MT SINA1 HOSPICE			1	100%	1
HENRY FORD HOSPITAL			1	100%	1
PREMISEHEALTH		1			1
CRAWFORD COUNTY CARE CENTER		1			1
LABTECH DIAGNOSTICS			1	100%	1

COVID-19: testing by laboratory

Data through Apr 8, 2021 verified as of Apr 9, 2021 at 09:25 AM

Data in this report are provisional and subject to change.

The numbers in the table below represent the number of Florida and non-Florida residents for whom test results were received by the Department of Health. A person can be tested by more than one laboratory and can have both positive and negative results. **Therefore, the sum of the numbers in each column will be larger than the total number of people tested.**

Reporting lab	Inconclusive	Negative	Positive	Percent positive	Total
UNIVERSITY OF VERMONT MEDICAL CENTER			1	100%	1
PEDIATRIC PARTNERS			1	100%	1
Diversicare of Smyrna		1			1
MOUNT SINAI MEDICAL CENTER HIALEAH			1	100%	1
JP MORGAN CHASE HEALTH SERVICES			1	100%	1
ASSOCIATES MD MEDICAL GROUP INC			1	100%	1
RENOWN REGIONAL MEDICAL CENTER			1	100%	1
Sherwood Oaks Health Center			1	100%	1
Keller Landing Center		1			1
Longwood Community Living Center		1			1
CVS MA1875POCT ASHLAND			1	100%	1
CURA LABORATORY SERVICES			1	100%	1
Courtenay Springs Village			1	100%	1
Waddell Nursing & Rehab Center		1			1
Kroger 968 - The Little Clinic Colerain Township		1			1
Moab Regional Hospital			1	100%	1
CHILTON MEDICAL CENTER		1			1
CARE STATION MEDICAL GROUP		1			1
Brookdale Southside			1	100%	1
Manor Care Health Services- Wilmington			1	100%	1
			1	100%	1
LRGHEALTHCARE		1			1
GULFCOAST JEWISH FAMILY			1	100%	1
POMPANO BEACH ARTIFICIAL KIDNEY CENTER			1	100%	1
BROOKDALE FORT MYERS LAKES PARK			1	100%	1
QUICKCARE HEALTH, INC			1	100%	1
HEALTH CARE SERVICES LC			1	100%	1
5 STAR HOME HEALTH SERVICES INC		1			1
HYDE PARK MEDICAL CENTER		1			1
2504-HOMEWOOD		1			1
SUNCOAST RESEARCH GROUP LLC			1	100%	1
SIPERSTEIN DERMATOLOGY LLC			1	100%	1
BRADENTON DIALYSIS			1	100%	1
KID FIXERS		1			1
VA ST LOUIS HEALTH CARE SYSTEM			1	100%	1
CONCENTRA - LEESBURG		1			1
KATHY L ANDERSON DO PA			1	100%	1
BRANDON OUTREACH CLINIC			1	100%	1
Lemont Nursing and Rehab Center			1	100%	1
LABWORKS LLC			1	100%	1
Lutheran Community at Telford		1			1
UNIVERISTY HOSPITAL			1	100%	1
DIAGNOSTIC GROUP INTEGRATED HEALTHCARE			1	100%	1
CVS AZ4795POCT MESA		1			1
INTERNAL MEDICINE EMILIA MURRAY MD PA		1			1
MERITUS MEDICAL CENTER			1	100%	1

COVID-19: testing by laboratory

Data through Apr 8, 2021 verified as of Apr 9, 2021 at 09:25 AM

Data in this report are provisional and subject to change.

The numbers in the table below represent the number of Florida and non-Florida residents for whom test results were received by the Department of Health. A person can be tested by more than one laboratory and can have both positive and negative results. **Therefore, the sum of the numbers in each column will be larger than the total number of people tested.**

Reporting lab	Inconclusive	Negative	Positive	Percent positive	Total
HEALTH ALLIANCE			1	100%	1
DILELLA			1	100%	1
FLORIDA MEDICAL CLINIC PA GI			1	100%	1
WELLMED AT LINEBAUGH AVE			1	100%	1
SKYRIDGE CLINICAL ASSOCIATES		1			1
GARNET HEALTH DOCTORS		1			1
COLLIER BLVD HMA PHYSICIANS MANAGEMENT LLC			1	100%	1
LAURELS OF NORWORTH		1			1
Kroger 419 - The Little Clinic Farmington/Exeter		1			1
EXCEL URGENT CARE OF NJ			1	100%	1
Crowne Place Assisted Living		1			1
NEW SMYRNA BEACH AMBULATORY CARE CTR			1	100%	1
CLAYTON NURSING AND REHABILITATION		1			1
CARBON HEALTH			1	100%	1
Kroger 359 - The Little Clinic Bellevue		1			1
Walgreens #9620		1			1
PROVIDENCE ST PETER HOSPITAL		1			1
WALGREEN#12147		1			1
Kroger - KRO62000426			1	100%	1
PALMETTO BAY MEDICAL CENTER			1	100%	1
Hearthstone Nursing and Rehabilitation Center		1			1
HERNANDO COUNTY HEALTH DEPT			1	100%	1
FAST TEST NOW		1			1
MED FIRST IMMEDIATE CARE AND FAMILY PRACTICE			1	100%	1
MORGAN STANELY HEALTH CENTER		1			1
BOYKIN		1			1
CVS PA2296POCT MACUNGIE		1			1
CHC SOUTHWEST FLORIDA LAB-LIVE			1	100%	1
LAKEVIEW REGIONAL HOSPITAL			1	100%	1
MEDICAL SPECIALISTS OF THE PALM BEACHES INC			1	100%	1
ALLIANCE MD DIRECT PRIMARY CARE			1	100%	1
BL DIAGNOSTICS LLC			1	100%	1
CLEVELAND CLINIC AKRON GENERAL			1	100%	1
Signature Healthcare of Georgetown		1			1
FAST PACE URGENT CARE			1	100%	1
PARK AVENUE PEDIATRICS PC		1			1
Samuel S. Stratton VAMC		1			1
Kroger 523 - The Little Clinic Dickson			1	100%	1
PIONEER CLINICAL RESEARCH LLC			1	100%	1
Bethany Manor		1			1
GEORGETOWN URGENT CARE			1	100%	1
ADVOCATE GOOD SAMARITAN			1	100%	1
NORTH FLORIDA CHILD DEVELOPMENT, INC			1	100%	1
ACUPATH LABORATORIES INC			1	100%	1
MODERN URGENT CARE			1	100%	1
CROSS CREEK HEALTH CARE		1			1

COVID-19: testing by laboratory

Data through Apr 8, 2021 verified as of Apr 9, 2021 at 09:25 AM

Data in this report are provisional and subject to change.

The numbers in the table below represent the number of Florida and non-Florida residents for whom test results were received by the Department of Health. A person can be tested by more than one laboratory and can have both positive and negative results. **Therefore, the sum of the numbers in each column will be larger than the total number of people tested.**

Reporting lab	Inconclusive	Negative	Positive	Percent positive	Total
MOSAIC MEDICAL CENTER MARYVILLE			1	100%	1
LEE MEMORIAL HOSPITAL OUTPATIENT SURGERY CENTER			1	100%	1
The Pines at Poughkeepsie Center for Nursing and Rehabilitation		1			1
SOUTHEASTERN INTEGRATED MEDICAL PL			1	100%	1
BAYCARE OUTREACH LAB AT NEW TAMPA			1	100%	1
Kroger 532 - The Little Clinic Murfreesboro		1			1
XSTREMEMD			1	100%	1
HILLSBORO MEDICAL CENTER MAIN LABORATO		1			1
MISSOURI DEPARTMENT OF HEALTH AND SENIOR SERVICES - STATE PH LAB		1			1
CARESOUTH HHA HOLDINGS OF THE TREASURE COAST LLC			1	100%	1
ADVENTHEALTH MEDICAL GROUP SENIOR HEALTH AT			1	100%	1
Excel Care Center			1	100%	1
MEDCOR, INC			1	100%	1
JMJ FAMILY PRACTICE			1	100%	1
UNITYPOINT HEALTH TRINITY			1	100%	1
COLUMBIA CREST CARE & RAHAB		1			1
PRIMARY CARE SERVICES AT WESTMINSTER V		1			1
KINGMAN REGIONAL MEDICAL CENTER			1	100%	1
BOULDER COMMUNITY HOSPITAL			1	100%	1
Kroger 825 - The Little Clinic Dorothy Lane		1			1
Kroger 447 - The Little Clinic Lebanon		1			1
Vi at Aventura		1			1
WINTER HAVEN DIALYSIS		1			1
THE GROVE HEALTH AND REHAB			1	100%	1
HOSPICE OF MARION COUNTY INC			1	100%	1
PM PEDIATRICS PC			1	100%	1
VELOCITY URGENT CARE - REDMILL			1	100%	1
ARBOR DIAGNOSTICS, INC		1			1
ALIMETRIX INC		1			1
COUNTY OF HAMILTON			1	100%	1
BEAUMONT URGENT CARE		1			1
NYU LANGONE AMBULATORY CARE LAKE SUCCE		1			1
THE CLINIC ON SIXTH			1	100%	1
Holly Hill Healthcare Center			1	100%	1
GARDENS AT MAPLEWOOD			1	100%	1
PULMONARY MEDICINE		1			1
Arbor Springs Health and Rehab		1			1
EAST FL CORE LAB			1	100%	1
MEDEXPRESS URGENT CARE CHICOPEE			1	100%	1
FORT MYERS NORTH DIALYSIS		1			1
Mountain View Manor			1	100%	1
PELICAN STATE OUTPATIENT CENTER			1	100%	1
CSI LABORATORIES FLORIDA			1	100%	1
GATEWAY FAMILY HEALTH CLINIC			1	100%	1
ELKTON TRANSITIONAL CARE CENTER		1			1
BAPTIST EMERGENCY HOSPITAL - KELLY			1	100%	1

COVID-19: testing by laboratory

Data through Apr 8, 2021 verified as of Apr 9, 2021 at 09:25 AM

Data in this report are provisional and subject to change.

The numbers in the table below represent the number of Florida and non-Florida residents for whom test results were received by the Department of Health. A person can be tested by more than one laboratory and can have both positive and negative results. **Therefore, the sum of the numbers in each column will be larger than the total number of people tested.**

Reporting lab	Inconclusive	Negative	Positive	Percent positive	Total
Wrightsville Manor Health and Rehab		1			1
Kroger 894 - The Little Clinic NEC		1			1
NEW HORIZON PRIMARY CARE LLC			1	100%	1
WESTCOAST FAMILY PRACTICE		1			1
SACRED HEART MEDICAL CENTER			1	100%	1
HARDEE COUNTY FIRE RESCUE		1			1
Walgreens #5914		1			1
ANDREWS INSTITUTE AMBULATORY SURGERY CENTER		1			1
Parkview Care Center			1	100%	1
UNIVERSITY OF WASHINGTON DEPT OF LAB MEDICINE			1	100%	1
AVERA MEDICAL GROUP			1	100%	1
STVHCS - Dental Outpatient Clinic		1			1
Pelican Health Norfolk			1	100%	1
COVE AT THE MARBELLA,THE			1	100%	1
STUDENT HEALTH CENTER			1	100%	1
MERCYONE DES MOINES MEDICAL CENTER			1	100%	1
METRO HEALTH HOSPITAL LABORATORY		1			1
WALGREENS #10308		1			1
MEMORIALCARE LONG BEACH MEDICAL CENTER			1	100%	1
Tremont Health & Rehabilitation Center		1			1
FAMILY MEDICAL CENTRE			1	100%	1
MARIANNA CBOC		1			1
UT HEALTH RIO GRANDE VALLEY PRIMARY CARE AT			1	100%	1
Wexner Heritage House			1	100%	1
CARESPOT - OCOEE			1	100%	1
HEBER VALLEY HOSPITAL			1	100%	1
ELKHART GENERAL HOSPITAL			1	100%	1
BISHOP KEARNEY		1			1
FLORIDA DEPARTMENT OF HEALTH IN BROWARD COUNTY		1			1
WELLMED AT LONGWOOD			1	100%	1
ELDERWOOD AT WAVERLY		1			1
ABINGTON MEMORIAL HOSPITAL			1	100%	1
DOCTORS CARE - GREER		1			1
BOLLES SCHOOL, THE			1	100%	1
NATION'S BEST CARE HOME HEALTH			1	100%	1
DAYTONA BEACH DIALYSIS			1	100%	1
AURORA HEALTH CARE METRO INC			1	100%	1
LAB PLUS, LLC			1	100%	1
MISSOURI DEPT. OF HEALTH			1	100%	1
ADAMS COUNTY HEALTH DEPARTMENT			1	100%	1
PANCARE HEALTH - CARR ELEM & MIDDLE SCHOOL			1	100%	1
Glen Haven Health and Rehabilitation LLC		1			1
SOMA MEDICAL CENTER PA #2			1	100%	1
JOSHUA E CHESIR MD		1			1
TMH CANCER CENTER LABORATORY			1	100%	1
Sky View Rehabilitation and Health Care Center		1			1

COVID-19: testing by laboratory

Data through Apr 8, 2021 verified as of Apr 9, 2021 at 09:25 AM

Data in this report are provisional and subject to change.

The numbers in the table below represent the number of Florida and non-Florida residents for whom test results were received by the Department of Health. A person can be tested by more than one laboratory and can have both positive and negative results. **Therefore, the sum of the numbers in each column will be larger than the total number of people tested.**

Reporting lab	Inconclusive	Negative	Positive	Percent positive	Total
MARTIN ARMY COMMUNITY HOSPITAL			1	100%	1
Kroger 717 - The Little Clinic Dolphin Drive			1	100%	1
NORTH RIVER FAMILY HEALTH CENTER			1	100%	1
SANDPIPER CLUSTER		1			1
ST JOHNS EPISCOPAL HOSPITAL SOUTH SHORE		1			1
BIOMAT USA INC			1	100%	1
MEMORIAL HOSPITAL - BELLEVILLE			1	100%	1
MARY WASHINGTON HOSPITAL HOME HEALTH AGENCY	1				1
BEACHSIDE DETOX		1			1
LOUIS A JOHNSON VAMC		1			1
PUBLIX PHARMACY # 1236			1	100%	1
Wayne County Nursing Home		1			1
HARDEN DIALYSIS		1			1
STEWART MEDICAL GROUP INC			1	100%	1
JUP Serology SubSection			1	100%	1
TITUSVILLE CENTER FOR SURGICAL EXCELLENCE LLC		1			1
ATHENS LIMESTONE HOSPITAL		1			1
CARROLL UNIVERSITY STUDENT HEALTH CENTER		1			1
SUNCOAST PRIMARY CARE LLC			1	100%	1
STEPHEN G NELSON MD PA			1	100%	1
HALEYVILLE HEALTH CARE CENTER		1			1
Kroger 63 - The Little Clinic Glassford Hill Rd		1			1
PINEBROOK CARE AND REHABILITATION CENTER			1	100%	1
TEVAPHARM			1	100%	1
Kroger 683 - The Little Clinic Foothills Plaza		1			1
CLIFTON SPRINGS		1			1
DAYTONA BEACH CENTRA CARE			1	100%	1
Altenheim Senior Living		1			1
FIT4LIFE MEDICAL CENTER			1	100%	1
CASA DE ORO CARE AND REHABILITATION CE		1			1
Kroger 569 - The Little Clinic Gallatin		1			1
VIRTUA HEALTH AND REHABILITATION		1			1
CTMD MEDICAL CENTER, PA			1	100%	1
ORMOND PEDIATRICS PA			1	100%	1
SOUTHWESTERN STATE HOSPITAL LABORATORY			1	100%	1
AMERICAN FAMILY CARE - SMYRNA			1	100%	1
FAMILY AND INTERNAL MEDICINE ASSOCIATES		1			1
HALIFAX HEALTH PRIMARY CARE ORMOND			1	100%	1
WASHINGTONVILLE PHARMACY INC		1			1
CLARKSVILLE HEALTH SYSTEM			1	100%	1
BIOMAT ORLANDO		1			1
Advanced Rehabilitation of Vernon		1			1
MOUNT ST MARYS HOSPITAL OF NIAGARA FALLS			1	100%	1
CORONA CONCIERGE, LLC		1			1
CAPSTONE REHABILITATION AND HEALTHCARE		1			1
BIOMERIEUX			1	100%	1

COVID-19: testing by laboratory

Data through Apr 8, 2021 verified as of Apr 9, 2021 at 09:25 AM

Data in this report are provisional and subject to change.

The numbers in the table below represent the number of Florida and non-Florida residents for whom test results were received by the Department of Health. A person can be tested by more than one laboratory and can have both positive and negative results. **Therefore, the sum of the numbers in each column will be larger than the total number of people tested.**

Reporting lab	Inconclusive	Negative	Positive	Percent positive	Total
AURORA MEDICAL CENTER-KENOSHA			1	100%	1
AVERA ST. MARY'S HOSPITAL			1	100%	1
WALGREENS # 11165		1			1
COMMUNITY MEDICAL CENTER-ORANGE CITY		1			1
ARCADIA DIALYSIS CENTER			1	100%	1
CLINICAL RESEARCH OF WEST FLORIDA		1			1
NATIONAL INSTITUTES OF HEALTH CLINICAL CENTER			1	100%	1
GENESIS CARE USA OF FLORIDA, LLC			1	100%	1
FOCUSED CARE AT ALLENBROOK		1			1
MED BAR LLC		1			1
Kroger 465 - The Little Clinic Oakley		1			1
Ohman Family Living at Holly Assisted Living		1			1
Eden Meadows		1			1
RIVERSIDE REGIONAL MED CENTER			1	100%	1
AMERICAN MEDICAL RESPONSE - FARMER BRA		1			1
CARENOW URGENT CARE - ANTIOCH		1			1
LEHIGH PULMONARY ASSOCIATES			1	100%	1
FAMILY MEDICAL CENTER		1			1
ST. MARY MEDICAL CENTER		1			1
SUREPOINT URGENT CARE PADRE ISLAND			1	100%	1
MERCY HOME		1			1
MEDEXPRESS URGENT CARE - LODI		1			1
BATESVILLE - SHERWOOD URGENT CARE			1	100%	1
FLORIDA KEYS PED AND ADOLES CTR			1	100%	1
ORDRS, INC.			1	100%	1
RIVERSIDE PEDIATRIC GROUP, INC		1			1
CENTRAL ALABAMA HEALTH CARE SYSTEM			1	100%	1
OASIS FAMILY RESORT IN THE SPRINGS LLC		1			1
SONORAN DESERT PATHOLOGY			1	100%	1
Woodstock Nursing and Rehabilitation Center		1			1
UNIVERSITY OF NORTH CAROLINA HOSPITALS			1	100%	1
SHERIDAN VAMC		1			1
SEVEN HILLS HEALTHCARE GROUP LLC DBA		1			1
Kroger 618 - The Little Clinic Trail Creek Village		1			1
Princeton Place			1	100%	1
HUDSON REGIONAL HOSPITAL			1	100%	1
JOHN PETER SMITH HOSPITAL- OB TRIAGE			1	100%	1
ALTAMONTE SPRINGS WALK IN MED CENTER			1	100%	1
MEMORIAL SATILLA HEALTH			1	100%	1
ASHLEY PEDIATRICS DAY & NIGHT CLINIC			1	100%	1
SMYTH COUNTY COMMUNITY HOSPITAL LABORATORY			1	100%	1
HOSPITALS OF PROVIDENCE TRANSMOUNTAIN CAMPUS, THE			1	100%	1
LAKESIDE MEDICAL CENTER		1			1
VERMONT DEPT OF HEALTH LABORATORY			1	100%	1
LAKESIDE MEDICAL CENTER			1	100%	1
WALGREENS_CHICAGO		1			1

COVID-19: testing by laboratory

Data through Apr 8, 2021 verified as of Apr 9, 2021 at 09:25 AM

Data in this report are provisional and subject to change.

The numbers in the table below represent the number of Florida and non-Florida residents for whom test results were received by the Department of Health. A person can be tested by more than one laboratory and can have both positive and negative results. **Therefore, the sum of the numbers in each column will be larger than the total number of people tested.**

Reporting lab	Inconclusive	Negative	Positive	Percent positive	Total
West Bay of Tampa Center			1	100%	1
DIAGNOSTIC AFFILIATES			1	100%	1
SPEARE MEMORIAL HOSPITAL			1	100%	1
BRUNSWICK HEALTH AND REHABILITATION CE		1			1
Springdale Village		1			1
CHI ST. LUKE'S HEALTH BCM MEDICAL CENTER			1	100%	1
OPTUM MEDICAL CLINIC IN ROCKRIMMON			1	100%	1
Kroger 682 - The Little Clinic New Holland Market			1	100%	1
Bay View Nursing and Rehabilitation Center			1	100%	1
VIVEX/UMTB BIOMEDICAL			1	100%	1
QUEST INC			1	100%	1
MANOR CARE OF DELRAY BEACH FL LLC		1			1
KIOSK MEDICINE OF KENTUCKY LLC		1			1
CVS TN6394POCT BRENTWOOD		1			1
GEORGE WASHINGTON UNIVERSITY HOSPITAL			1	100%	1
ST. JOHN HOSPITAL & MEDICAL CENTER			1	100%	1
APOLLO ADVANCED HOME HEALTH CORP			1	100%	1
SAINT BARNABAS MEDICAL CENTER		1			1
ARGENTINE CARE CENTER		1			1
BAYOU URGENT CARE			1	100%	1
PALM BEACH DIABETES AND ENDOCRINE SPECIALISTS, PA			1	100%	1
SOUTH FLORIDA URGENT CARE CENTERS, LLC			1	100%	1
HEALTHCARE ASSOCIATES OF IRVING, LLP			1	100%	1
THE NEW JEWISH HOME		1			1
SPACE COAST COMMUNITY PHARMACY			1	100%	1
Lenbrook		1			1
KIDS HEALTH ALLIANCE PA			1	100%	1
TRUMAN MEDICAL CENTER - HOSPITAL HILL			1	100%	1
ALPHA CLINICAL LABORATORY CORP.			1	100%	1
PATHOLOGY ASSOCIATES			1	100%	1
Kroger 086 - The Little Clinic Broomfield-Sheridan		1			1
FAMILY MEDICAL CARE OF MOUNT DORA INC			1	100%	1
PIEDMONT ROCKDALE HOSPITAL		1			1
MEDCOR CORPORATE CLINIC			1	100%	1
CAREFIRST URGENT CARE - BEECHMONT			1	100%	1
ARISTACARE AT MANCHESTER		1			1
LEESBURG DIALYSIS CENTER		1			1
MINUTECLINIC DIAGNOSTIC OF NH, LLC (CL		1			1
MISSION HOSPITAL - MEMORIAL CAMPUS			1	100%	1
CONCORDIA MANOR			1	100%	1
SAINT JOSEPH'S HOSPITAL AND MEDICAL CENTER		1			1
HILTON HEAD HOSPITAL/INPATIENT			1	100%	1
Seal Rock Healthcare		1			1
MAYO MEDICAL LABORATORIES			1	100%	1
IMMY LABS			1	100%	1
BROOKDALE FORT WALTON BEACH			1	100%	1

COVID-19: testing by laboratory

Data through Apr 8, 2021 verified as of Apr 9, 2021 at 09:25 AM

Data in this report are provisional and subject to change.

The numbers in the table below represent the number of Florida and non-Florida residents for whom test results were received by the Department of Health. A person can be tested by more than one laboratory and can have both positive and negative results. **Therefore, the sum of the numbers in each column will be larger than the total number of people tested.**

Reporting lab	Inconclusive	Negative	Positive	Percent positive	Total
SIGNATURE CARE MEMORIAL CITY			1	100%	1
WESTCHESTER MEDICAL CENTER ADVANCED		1			1
ORMOND BEACH DIALYSIS			1	100%	1
Illiana HCS -Danville VAMC		1			1
DUKE UNIVERSITY POINT OF CARE TESTING PROGRAM			1	100%	1
HEALTHALLIANCE HOSPITAL LABORATORY		1			1
PORTSMOUTH REG. HOSPITAL			1	100%	1
CVS TX1057POCT SAN ANTONIO		1			1
LAKE COMMUNITY ACTION AGENCY		1			1
DEERFIELD BEACH REHABILITATION AND NURSING			1	100%	1
SPARTA HEALTH & REHAB		1			1
GOOD SAMARITAN SOCIETY - DE SMET		1			1
BAPTIST HEALTH FLOYD			1	100%	1
SACRED HEART HOSPITAL NURSING			1	100%	1
ACCESS MEDICAL GROUP OF TAMPA INC			1	100%	1
UNIVERSITY OF TOLEDO MEDICAL CENTER			1	100%	1
BAPTIST HOSPITAL FAMILY MEDICINE & QLABS			1	100%	1
PALM BEACH COUNTY HEALTH DEPT.			1	100%	1
COVENANT HEALTH		1			1
ENT & ALLERGY ASSOCIATES, LLP - SLEEPY HOLLOW (ABBOTT)		1			1
SPHERE DX			1	100%	1
CVS NE5714POCT OMAHA		1			1
Le Roy Village Green		1			1
HEALTHFORCE PARTNERS INC			1	100%	1
Brown Nursing Home		1			1
HAWAII DEPARTMENT OF HEALTH LAB			1	100%	1
ASSURANCE HEALTHCARE AND COUNSELING CENTER		1			1
MAGGY PHARMACY INC		1			1
HELGEMO & LIOU PEDIATRICS			1	100%	1
PEDRO L ORTEGA MD PA			1	100%	1
THE LITTLE CLINIC LLC			1	100%	1
CENTRAL FLORIDA MEDICAL CARE			1	100%	1
Kroger 390 - The Little Clinic North College Hill		1			1
METROPOLITAN			1	100%	1
JAX FAMILY CARE		1			1
ANDERSON FAMILY MEDICINE			1	100%	1
HENRICO DOCTOR'S LABORATORY			1	100%	1
IVAN, MAYA			1	100%	1
Brownwood Nusing & Rehabilitation		1			1
CAPITAL HEALTH PLAN - GOVERNORS SQUARE			1	100%	1
ORCHID TERRACE		1			1
VISTA LAKE ASSISTED LIVING			1	100%	1
CAROMONT HEALTH			1	100%	1
Maple Lane Nursing Home		1			1
CVS M08595POCT RAYMORE		1			1

COVID-19: testing by laboratory

Data through Apr 8, 2021 verified as of Apr 9, 2021 at 09:25 AM

Data in this report are provisional and subject to change.

The numbers in the table below represent the number of Florida and non-Florida residents for whom test results were received by the Department of Health. A person can be tested by more than one laboratory and can have both positive and negative results. **Therefore, the sum of the numbers in each column will be larger than the total number of people tested.**

Reporting lab	Inconclusive	Negative	Positive	Percent positive	Total
BAPTIST MINOR MEDICAL CENTER			1	100%	1
PRIMARY CARE SPECIALISTS OF ORLANDO		1			1
GOOD SAMARITAN SOCIETY-FOREST CITY		1			1
Crowne Health Care of Thomasville		1			1
Fox Subacute at Warrington		1			1
SOUTHEASTERN PATHOLOGY ASSOCIATES			1	100%	1
Urgent Care 24/7 Orlando LLC			1	100%	1
Big River Nursing and Rehab		1			1
MEDEXPRESS URGENT CARE -HOWELL US HWY		1			1
SOUTHERN SPRINGS HEALTH CARE		1			1
FRESENIUS SOUTH FORT MYERS		1			1
LEELANAU OPCO, LLC		1			1
WILSON FAMILY MEDICINE LLC		1			1
Carrollton Manor Inc		1			1
Pinnacle Assisted Living			1	100%	1
THE CHRIST HOSPITAL			1	100%	1
BLOOD SYSTEMS LABORATORIES			1	100%	1
FRESENIUS KIDNEY CARE OCALA			1	100%	1
KIDS CARE PEDIATRICS			1	100%	1
Isle Health and Rehabilitation Center			1	100%	1
Kroger - KRO70600172		1			1
EXPRESS CARE OF LEESBURG			1	100%	1
SCRIPPS MERCY HOSPITAL			1	100%	1
SUSAN F. WILLIAMS M.D., P.A.			1	100%	1
HIBISCUS COURT			1	100%	1
BARRINGTON TERRACE NAPLES			1	100%	1
ST VINCENT'S AMBULATORY CARE INC			1	100%	1
BHS PHYSICIAN NETWORK			1	100%	1
PM PEDIATRICS OF BAYSIDE, PLLC		1			1
DAUGHTERS OF SARAH NURSING CENTER		1			1
CRUSADER COMMUNITY HEALTH			1	100%	1
MOBILE INFIRMARY MEDICAL CENTER			1	100%	1
MD NOW URGENT CARE			1	100%	1
SOUTH COUNTY MEDICAL CENTER			1	100%	1
INTEGRATED GENETICS SEQUENOM		1			1
Chateau Girardeau			1	100%	1
BRISTOL CHILDRENS CLINIC			1	100%	1
WATERVIEW HILLS REHABILITATION AND NUR		1			1
PINNACLE PAIN CENTER PS DBA LYNX HEALTHCARE		1			1
LEGACY SPECIALTY PHARMACY CORP			1	100%	1
Kroger - KRO03500568			1	100%	1
APOLLOMDX LLC			1	100%	1
LONG ISLAND MINIMALLY INVASIVE SURGERY		1			1
EDGAR PRICE FAMILY & CHILDREN HEALTHCARE CENTER			1	100%	1
BAM INC		1			1
FLORIDA DEPARTMENT OF HEALTH IN CITRUS COUNTY		1			1

COVID-19: testing by laboratory

Data through Apr 8, 2021 verified as of Apr 9, 2021 at 09:25 AM

Data in this report are provisional and subject to change.

The numbers in the table below represent the number of Florida and non-Florida residents for whom test results were received by the Department of Health. A person can be tested by more than one laboratory and can have both positive and negative results. **Therefore, the sum of the numbers in each column will be larger than the total number of people tested.**

Reporting lab	Inconclusive	Negative	Positive	Percent positive	Total
PRIMARY & URGENT CARE CENTERS			1	100%	1
FIRST CARE OF GAINESVILLE			1	100%	1
Kroger 929 - The Little Clinic Corryville		1			1
Perham Living			1	100%	1
MEDEXPRESS URGENT CARE, MILLCREEK		1			1
PRIME HEALTHCARE SERVICES		1			1
REGIONAL MEDICAL LABORATORY			1	100%	1
WEST FLORIDA HOSPITAL LABORATORY			1	100%	1
Florence Nursing and Rehabilitation Center		1			1
BRIGHT HEALTH CLINIC CORP			1	100%	1
APS-SUMMIT CARE PHARMACY, LLC DBA OMNICARE		1			1
Carington Park			1	100%	1
EASTSIDE MEDICAL CLINIC		1			1
Regency Square			1	100%	1
NORDX			1	100%	1
WRIGHT PATTERSON AFB MEDICAL CENTER			1	100%	1
VISTA DEL SOL MED ASSOC		1			1
Bivins Pointe			1	100%	1
HAVASU REGIONAL MEDICAL CENTER			1	100%	1
ULTIMATE ANALYSIS LABORATORY			1	100%	1
OPTIMAL MEDICINE INC		1			1
PALM SPRINGS GENERAL HOSPITAL			1	100%	1
EDWARD HOSPITAL			1	100%	1
El Paso Health Care Center			1	100%	1
MEDEXPRESS URGENT CARE - PATRICK STREE			1	100%	1
CARESPOT - MIAMI GARDENS			1	100%	1
RESTORE MEDICAL PARTNERS PLLC			1	100%	1
PHYSICIANS PRIMARY CARE LEHIGH PEDS			1	100%	1
EXCEPTIONAL EMERGENCY CENTER			1	100%	1
CVS AZ3264POCT PHOENIX			1	100%	1
CORDOVA FAMILY PRACTICE			1	100%	1
UNITED HEALTHCARE			1	100%	1
UNIVERSITY OF FLORIDA			1	100%	1
FAIRHAVEN		1			1
WELLSNOW URGENT CARE-OSWEGO			1	100%	1
BRUSHY CREEK FAMILY HOSPITAL			1	100%	1
CARRINGTON, LLC D/B/A THE CARRINGTON		1			1
Allen Health and Rehabilitation		1			1
Southwest Louisiana Veterans Home			1	100%	1
Arch Plaza Nursing and Rehabilitation Center			1	100%	1
CANDLER HOSPITAL			1	100%	1
MEDICAL CITY DENTON			1	100%	1
HUNEYCUTT FAMILY PRACTICE			1	100%	1
JACKSON MADISON CO. GEN. HOSPITAL			1	100%	1
FLORIDA HOME HEALTH			1	100%	1
ER NEAR ME HULEN		1			1

COVID-19: testing by laboratory

Data through Apr 8, 2021 verified as of Apr 9, 2021 at 09:25 AM

Data in this report are provisional and subject to change.

The numbers in the table below represent the number of Florida and non-Florida residents for whom test results were received by the Department of Health. A person can be tested by more than one laboratory and can have both positive and negative results. **Therefore, the sum of the numbers in each column will be larger than the total number of people tested.**

Reporting lab	Inconclusive	Negative	Positive	Percent positive	Total
SURGERY CENTER, THE			1	100%	1
HARDIN HEALTH INC		1			1
HEALTH PARTNERS LLC		1			1
ENCOMPASS HEALTH REHABILITATION HOSPITAL OF UTAH		1			1
CHI ST VINCENT LITTLE ROCK DIAGNOSTIC CLINIC			1	100%	1
NEXTCARE NIFONG			1	100%	1
AFFILIATED LABORATORIES INC			1	100%	1
ST LUKES SURGICAL AT THE VILLAGES INC			1	100%	1
ORCHARD LABORATORIES			1	100%	1
ADVENTHEALTH MEDICAL GROUP OBSTETRICS AND			1	100%	1
ORMOND MEDICAL ARTS FAMILY PRACTICE PL			1	100%	1
HAWKEYE CARE CENTER DUBUQUE		1			1
OAKWOOD HOSPITAL - DEARBORN LAB			1	100%	1
NSUH AT SYOSSET		1			1
STATE OF CALIFORNIA DOH SERVICES			1	100%	1
SIENA COLLEGE SPORTS MEDICINE CENTER		1			1
POETS WALK SARASOTA			1	100%	1
SOUTHERN HILLS MEDICAL CENTER			1	100%	1
Eagle Point Health Care Center		1			1
CVS IL2297652CV CHICAGO		1			1
FREEPORT ER DOX URGENT CARE		1			1
INTERNAL MEDICINE ASSOCIATES		1			1
CARENOW LAKE WORTH			1	100%	1
Monument Health Custer Care Center		1			1
OPTI MED PHARMACY		1			1
PUTNAM CO HOSPITAL-D/B/A ASBURY TOWERS		1			1
BEAUMONT HOSPITAL			1	100%	1
LITTLE FALLS HOSPITAL LABORATORY		1			1
SHANNON CLARK OD, PA			1	100%	1
UUHC - REDSTONE HEALTH CENTER LABORATORY			1	100%	1
HAMILTON CI MAIN UNIT ANNEX/ WORK CAMP			1	100%	1
WILLOW DALE WELLNESS VILLAGE APARTMENT		1			1
LIFE CARE CENTER OF GWINNETT		1			1
NAVAL BRANCH HEALTH CLINIC			1	100%	1
Falmouth By The Sea			1	100%	1
BOCA MEDICAL CARE			1	100%	1
Hempfield Manor		1			1
STATE OF ALASKA			1	100%	1
HARRIS URGENT CARE CENTER			1	100%	1
MEDEXPRESS URGENT CARE - CINNAMINSON		1			1
441 URGENT CARE CENTER - BROWNWOOD			1	100%	1
MEDEXPRESS URGENT CARE-MEADVILLE			1	100%	1
Community Compassion Center of Batesville			1	100%	1
WEST FLORIDA MEDICAL ASSOCIATES			1	100%	1
NEW ERA COMMUNITY HEALTH CENTER LLC		1			1
SYNERGENE LABORATORY			1	100%	1

COVID-19: testing by laboratory

Data through Apr 8, 2021 verified as of Apr 9, 2021 at 09:25 AM

Data in this report are provisional and subject to change.

The numbers in the table below represent the number of Florida and non-Florida residents for whom test results were received by the Department of Health. A person can be tested by more than one laboratory and can have both positive and negative results. **Therefore, the sum of the numbers in each column will be larger than the total number of people tested.**

Reporting lab	Inconclusive	Negative	Positive	Percent positive	Total
LRHS Pablo Urgent Care		1			1
Towne Manor West		1			1
CDR MAGUIRE – STUART MISSION			1	100%	1
Signature Healthcare of Fort Wayne		1			1
MID FLORIDA BIOLOGICALS			1	100%	1
CLINICAL TRIALS OF TAMPA LLC		1			1
Indian Oaks Living Center		1			1
Kroger 838 - The Little Clinic Fairborn		1			1
Shoreline Care Center			1	100%	1
SACRED HEART HEALTH SYSTEM- MIDWIFE PROGRAM			1	100%	1
ESOTERIC LAB			1	100%	1
DIMMIT REGIONAL HOSPITAL			1	100%	1
CVS NE5863POCT OMAHA		1			1
Wildwood Healthcare		1			1
MEMORIAL URGENT CARE CENTER -			1	100%	1
THOMAS HOSPITAL			1	100%	1
NEVADA DEPARTMENT OF HEALTH AND HUMAN SERVICES			1	100%	1
SOUTHWEST FLORIDA DIVISION LAB			1	100%	1
BOND COUNTY HEALTH DEPARTMENT			1	100%	1
NEW YORK PRESBYTERIAN HOSPITAL			1	100%	1
BAPTIST HEALTH ASI			1	100%	1
SJMC PHYSICIAN SERVICES			1	100%	1
CLERMONT PEDIATRICS, PA			1	100%	1
COLOMBO'S PHARMACY		1			1
Strasburg Care Center		1			1
CARESPOT EXPRESS HEALTHCARE BOYNTON BEACH			1	100%	1
Walgreens #5065		1			1
TAMPA HEALTH CARE PROVIDERS PA		1			1
Hillside Rehab and Care Center			1	100%	1
Willowbrooke Court at Normandy Farms Estates		1			1
HERITAGE CARE AND REHABILITATION CENTE		1			1
WORKCARE, INC GLOBALFOUNDRIES			1	100%	1
MARTIN MEMORIAL MEDICENTER			1	100%	1
Kingston of Miamisburg		1			1
SSC NASHVILLE OPERATING CO LLC D/B/A		1			1
CHILDREN'S MEMORIAL HOSPITAL			1	100%	1
AUSTIN URGENT CARE			1	100%	1
WELLSTAR DOUGLAS HOSPITAL LABORATORY		1			1
CVS / PHARMACY #10794			1	100%	1
Waters of Covington		1			1
ANMED HEALTH MEDICAL CENTER			1	100%	1
NAVAL HOSPITAL CAMP PENDLETON			1	100%	1
Ramsey Village		1			1
MARTINSVILLE HEALTH AND REHAB			1	100%	1
INTERMOUNTAIN HEALTHCARE LABORATORY SERVICES			1	100%	1
MCLEOD MEMORIAL HOSPITAL CLARENDON			1	100%	1

COVID-19: testing by laboratory

Data through Apr 8, 2021 verified as of Apr 9, 2021 at 09:25 AM

Data in this report are provisional and subject to change.

The numbers in the table below represent the number of Florida and non-Florida residents for whom test results were received by the Department of Health. A person can be tested by more than one laboratory and can have both positive and negative results. **Therefore, the sum of the numbers in each column will be larger than the total number of people tested.**

Reporting lab	Inconclusive	Negative	Positive	Percent positive	Total
BRIGHAM YOUNG UNIV STUDENT HEALTH CTR			1	100%	1
OAK HAVEN REHAB AND NURSING CENTER			1	100%	1
DIXIE REGIONAL MEDICAL CENTER			1	100%	1
MAYO CLINIC OUTPATIENT DIALYSIS CENTER			1	100%	1
Brynwood Health & Rehabilitation Center			1	100%	1
CYPRESS CREEK OUTPATIENT SURGICAL CTR, LLC			1	100%	1
NORTHEAST REGIONAL MEDICAL CENTER			1	100%	1
FLAGLER CARE CENTER			1	100%	1
Alaska Domiciliary Care for Homeless Veterans		1			1
CENTRAL TX MEDICAL CENTER - LAB			1	100%	1
TANGLEWOOD MANOR		1			1
EMORY DECATUR HOSPITAL - EMORY MEDICAL		1			1
Lakeview Care Center			1	100%	1
CARE ATC ARLINGTON CENTRAL PARK		1			1
WINTER PARK MEMORIAL HOSPITAL LABORATORY		1			1
Imperial Healthcare Centre			1	100%	1
SHAH			1	100%	1
HEALTH EXPRESS		1			1
JACK M MATHENY II MD			1	100%	1
HOSPITAL SISTERS HEALTH SYSTEM (HSHS)			1	100%	1
TANNER CLINIC			1	100%	1
LEXINGTON HOSPITAL CORPORATION			1	100%	1
MEDEXPRESS URGENT CARE - RUSSELLVILLE, W MAIN ST		1			1
Alden North Shore			1	100%	1
CONWAY - SHERWOOD URGENT CARE			1	100%	1
Walgreens #19461		1			1
TMH PHYSICIAN PARTNERS			1	100%	1
ADVANTA LABS, LLC		1			1
Kroger 367 - The Little Clinic Walton		1			1
MEDICAL ASSOCIATES OF PINELLAS - LAB			1	100%	1
DR BAWA AND ASSOCIATES			1	100%	1
ASHLEY PEDICATRICS DAY AND NIGHT CLINIC			1	100%	1
LOWER KEYS COMMUNITY HEALTH CENTER			1	100%	1
NORTHEAST TEXAS DIALYSIS		1			1
DECATUR MORGAN HOSPITAL - DECATUR GENE		1			1
Kroger 923 - The Little Clinic Centerville		1			1
Redwood Springs Healthcare			1	100%	1
SEPULVEDA OUTPATIENT AND NURSING HOME CARE			1	100%	1
WELLMED AT BAY AREA		1			1
METROWEST MEDICAL CENTER - FRAMINGHAM			1	100%	1
Kroger 410 - The Little Clinic Trinity		1			1
ADVANCED URGENT CARE PLLC		1			1
PowerBack Piscataway Center		1			1
BEAUMONT HOSPITAL, GROSSE POINTE			1	100%	1
FELD ENTERTAINMENT			1	100%	1
A PATTERN MEDICAL CLINIC		1			1

COVID-19: testing by laboratory

Data through Apr 8, 2021 verified as of Apr 9, 2021 at 09:25 AM

Data in this report are provisional and subject to change.

The numbers in the table below represent the number of Florida and non-Florida residents for whom test results were received by the Department of Health. A person can be tested by more than one laboratory and can have both positive and negative results. **Therefore, the sum of the numbers in each column will be larger than the total number of people tested.**

Reporting lab	Inconclusive	Negative	Positive	Percent positive	Total
CVS NE8626POCT LINCOLN		1			1
FLORIDA STATE UNIVERSITY HEALTH SERVICES			1	100%	1
CENTRAL TX URGENT CARE			1	100%	1
NORTH SHORE HEMATOLOGY-ONCOLOGY ASSOCIATES		1			1
Kroger 670 - The Little Clinic Dawson Forest Rd & Hwy 19		1			1
WILLOWBROOKE COURT AT MATTHEWS GLEN		1			1
PRIORITY CARE LLC			1	100%	1
IRA FIALKO DO			1	100%	1
STANLY REGIONAL MEDICAL CENTER			1	100%	1
NCH HEALTHCARE CREEKSIDE ENDOSCOPY			1	100%	1
JOHNSON MEDICAL SERVICES			1	100%	1
WINCHESTER HOSPITAL			1	100%	1
MED TECH CLINICAL LABORATORY		1			1
UFHEALTH			1	100%	1
Kroger 518 - The Little Clinic Hermitage		1			1
PRIMEX CLINICAL LABORATORIES INC			1	100%	1
BOCA RATON PHYSICIANS PA			1	100%	1
JERSEY IRISH MEDICAL (DBA AFC URGENT C			1	100%	1
LAKE MARY OPTUM FLORIDA			1	100%	1
NANCY M WORTHINGTON MD PA			1	100%	1
WALGREENS #11572		1			1
TRUCARE LIVING CENTERS - SELMA			1	100%	1
YOUR HEALTH PEDIATRICS INC			1	100%	1
RELIANCE HOME HEALTH CARE INC		1			1
ST JOHN'S MEDICAL CENTER, TETON VILLAGE			1	100%	1
ONPOINT URGENT CARE			1	100%	1
Lakeland Nursing and Rehabilitation Center LLC		1			1
NHLS			1	100%	1
Country View of Sunbury			1	100%	1
WAYNE COUNTY PUBLIC HEALTH		1			1
GATEWAY LABORATORIES		1			1
Garden Villa Bedford		1			1
PARK AVENUE DERMATOLOGY NORTH			1	100%	1
AMERICAN DRUG TESTING LAB LLC			1	100%	1
BAXTER REGIONAL MEDICAL CENTER			1	100%	1
HOWELL BRANCH COURT			1	100%	1
BLUFFTON HEALTH CENTER			1	100%	1
BMC MAYPORT			1	100%	1
COSTCO PHARMACY #1023			1	100%	1
BRONSON METHODIST HOSPITAL			1	100%	1
Brakeley Park Center		1			1
Mission Arch Center		1			1
AFTER HOURS CLINIC			1	100%	1
MY INSTADOC - HOWELL URGENT CARE		1			1
St. Ann Rehabilitation and Nursing Center		1			1
BRANKO D PEJIC MD FAMILY PRACTICE			1	100%	1

COVID-19: testing by laboratory

Data through Apr 8, 2021 verified as of Apr 9, 2021 at 09:25 AM

Data in this report are provisional and subject to change.

The numbers in the table below represent the number of Florida and non-Florida residents for whom test results were received by the Department of Health. A person can be tested by more than one laboratory and can have both positive and negative results. **Therefore, the sum of the numbers in each column will be larger than the total number of people tested.**

Reporting lab	Inconclusive	Negative	Positive	Percent positive	Total
Baypoint Healthcare Center			1	100%	1
NSPIRE HEALTHCARE PLANTATION			1	100%	1
WEST BOCA MEDICAL CENTER			1	100%	1
CERMAK HEALTH SERVICES			1	100%	1
Maplewood of Cheshire County		1			1
ADVANCED RESEARCH AND DIAGNOSTIC LABORATORY UNIVERSITY OF MINNESOTA			1	100%	1
AdventHealth Care Center Zephyrhills North			1	100%	1
LAKE REGIONAL HEALTH			1	100%	1
MOSOLF PEDIATRICS PA			1	100%	1
The Carrington		1			1
Willow Ridge Center		1			1
UT HEALTH RGV CLINICAL LABORATORY			1	100%	1
MARTIN MEM FAMILY CARE AT ST LUCIE W			1	100%	1
KROGER 785 - THE LITTLE CLINIC DIXIE HWY		1			1
FOUNDATION LABORATORY			1	100%	1
FIRST CARE WALK IN CLINIC LLC			1	100%	1
PALMS WEST SURGICENTER		1			1
BERKSHIRE MEDICAL CENTER			1	100%	1
LEHIGH REGIONAL WOUND CENTER			1	100%	1
ST MARY'S OF SAGINAW		1			1
CAROLINA BAY HEALTHCARE CTR OF WILMING		1			1
ATRIA TAMARAC			1	100%	1
JUPITER MEDICAL CENTER INC			1	100%	1
PATHOLOGYT & LAB MEDICINE SERVICES			1	100%	1
LAKE MARY DIALYSIS			1	100%	1
CVS NV9586POCT RENO		1			1
Good Samaritan Society - Mountian Lake		1			1
LUMICO LIFE INSURANCE COMPANY		1			1
ORCHARD PARK HEALTH CARE AND REHABILITATION CENTER		1			1
LINK PHARMACY LLC		1			1
PHYSICIANS IMMEDIATE CARE			1	100%	1
CPL INC/BSSC PATHOLOGY		1			1
Canandaigua VAMC		1			1
BAY AREA HOSPITAL LAB & HST		1			1
WALGREENS #10854		1			1
RIDGE OPTUM FLORIDA			1	100%	1
CVS CT2210POCT RIVERSIDE		1			1
Erie VAMC		1			1
GREYSTONE HOME HEALTH OF GREATER ORLANDO LLC		1			1
Metairie Healthcare Center			1	100%	1
RMC BROOKHOLLOW MED AESTHETICS INC		1			1
ARNOLD PALMER HOSPITAL LAB POCT		1			1
BASCOM PALMER-MICRO LAB			1	100%	1
SCRIPTS PLUS INC DBA THE MEDICINE SHOP		1			1
COMMUNITY MEDICAL CARE			1	100%	1
TWIN			1	100%	1

COVID-19: testing by laboratory

Data through Apr 8, 2021 verified as of Apr 9, 2021 at 09:25 AM

Data in this report are provisional and subject to change.

The numbers in the table below represent the number of Florida and non-Florida residents for whom test results were received by the Department of Health. A person can be tested by more than one laboratory and can have both positive and negative results. **Therefore, the sum of the numbers in each column will be larger than the total number of people tested.**

Reporting lab	Inconclusive	Negative	Positive	Percent positive	Total
CAREATC - WISCONSIN PIPE-FITTERS			1	100%	1
BROOKDALE AVONDALE (BU 04360)			1	100%	1
NULL			1	100%	1
Elderwood at Lancaster		1			1
BROCK HUGHES MEDICAL CENTER			1	100%	1
Kroger 909 - The Little Clinic Hamilton			1	100%	1
MEDTOWN PHARMACY			1	100%	1
Ideal Senior Living Center		1			1
FAMILY PHYSICIANS OF WINTER PARK, INC			1	100%	1
CARLTON SHORES HEALTH AND REHABILITATION CENTER			1	100%	1
CLUB HEALTH AND REHABILITATION CENTER, THE		1			1
SHANDSCAIR FLIGHT PROGRAM			1	100%	1
HOLSTON MEDICAL GROUP		1			1
NORTHSIDE FAMILY MEDICINE		1			1
BNJ		1			1
NORTH SHORE MEDICAL CENTER - SALEM HOSPITAL			1	100%	1
Schenectady Center for Rehabilitation & Nursing		1			1
WATERTOWN URGENT CARE		1			1
Kroger 907 - The Little Clinic Holland		1			1
Kroger 629 - The Little Clinic Cartersville, GA Hwy 41		1			1
MOUNT SINAI COMPREHENSIVE CANCER CENTER			1	100%	1
ORMC-ARDEN/EOI			1	100%	1
ALL PEDIATRIC CARE PA			1	100%	1
CARDIOLOGY AND FITNESS MEDICINE		1			1
SAN JOSE CLINIC		1			1
BUFFALO VAMC			1	100%	1
VCU HEALTH SYSTEM AUTHORITY - MCV HOSPITALS			1	100%	1
ST LUKE LUTHERAN HOME		1			1
NHC HealthCare St. Charles		1			1
LABORATORIO BUENA SALUD			1	100%	1
HEALTH CHOICES, PLLC		1			1
WILLOWBROOKE CT AT LIMA ESTATES		1			1
ATHENA PLASTIC SURGERY		1			1
EAST TENNESSEE STATE UNIVERSITY		1			1
BLACKBERRY CENTER, THE		1			1
FLAGLER PROFESSIONAL HEALTH CARE SERVICES INC		1			1
RIVERSIDE MEDICAL CENTER		1			1
Heartland of Perrysburg		1			1
BROOKSHIRE, THE			1	100%	1
SANFORD LABORATORIES WATERTOWN			1	100%	1
BETHESDA HOSPITAL			1	100%	1
VIRGINIA UROLOGY		1			1
White Oak Manor - Rock Hill		1			1
CUSTOM SCRIPTS PHARMACY		1			1
STEWART FLORIDA ALF, INC			1	100%	1
PLEASANT RIDGE MANOR WEST		1			1

COVID-19: testing by laboratory

Data through Apr 8, 2021 verified as of Apr 9, 2021 at 09:25 AM

Data in this report are provisional and subject to change.

The numbers in the table below represent the number of Florida and non-Florida residents for whom test results were received by the Department of Health. A person can be tested by more than one laboratory and can have both positive and negative results. **Therefore, the sum of the numbers in each column will be larger than the total number of people tested.**

Reporting lab	Inconclusive	Negative	Positive	Percent positive	Total
THE READING HOSPITAL AND MEDICAL CENTER			1	100%	1
Piedmont Crossing		1			1
PEDIATRIC ASSOCIATES OF ORLANDO			1	100%	1
PASTEUR MEDICAL CENTER LLC		1			1
ASUNCION HOME HEALTH CARE CORP			1	100%	1
DIXIE COUNTY JAIL			1	100%	1
LSU MEDICAL CENTER			1	100%	1
Highland Ave. Eye Clinic		1			1
KIDSVILLE PEDIATRICS III PA			1	100%	1
INHEALTH LIFE SCIENCES LLC			1	100%	1
PIEDMONT NEWTON HOSPITAL		1			1
SOLARIS HEALTHCARE PLANT CITY		1			1
PRISMA HEALTH TUOMEY LABORATORY			1	100%	1
WEST PALM BEACH PHARMACEUTICALS LLC			1	100%	1
MEDICAL CITY NORTH HILLS			1	100%	1
Kroger 767 - The Little Clinic Beaumont		1			1
MINUTE CLINIC DIAGNOSTIC PA			1	100%	1
TITUSVILLE REHABILITATION AND NURSING CENTER		1			1
CARESTAT HOSPICE SERVICES			1	100%	1
HEALTH AND HOPE CLINIC INC			1	100%	1
THEDACARE FAMILY MEDICINE GATEWAY			1	100%	1
NORTH PALM CHIDRENS PHYSICIANS			1	100%	1
EASTGENE LABORATORIES		1			1
CVS CT692POCT NORTH HAVEN		1			1
WINDSOR MANOR			1	100%	1
NORTH SHORE HEMATOLOGY-ONCOLOGY ASSOCIATES PC		1			1
USF PHYSICIANS GROUP			1	100%	1
ACCESS FAMILY CARE LLC			1	100%	1
PATHOLOGY		1			1
HUGH CHATHAM FAMILY MEDICINE INDEPENDENCE		1			1
EASTSIDE URGENT CARE			1	100%	1
UCH LAB			1	100%	1
ADVANCED CARDIOVASCULAR DIAGNOSTICS OF FL			1	100%	1
NF Escambia, LLC DBA Olive BranchHealth and Rehabilitaion Center			1	100%	1
Oregon Veterans Home The Dalles		1			1
HEARTLAND OF MARIETTA OH LLC DBA		1			1
ROBERT TAYLOR COMMUNITY COMPLEX			1	100%	1
MEDEXPRESS URGENT CARE - UNIONTOWN		1			1
RAMBAM URGENT CARE			1	100%	1
MEDICAL CENTER AFFILIATES PALM SPRINGS			1	100%	1
ST JOHN'S HOME CARE			1	100%	1
SUPERKIDS PEDIATRICS			1	100%	1
HALIFAX HEALTH PRIMARY CARE			1	100%	1
OKLAHOMA BLOOD INSTITUTE			1	100%	1
CVS TX3702POCT KATY		1			1
SALUDA NURSING CENTER		1			1

COVID-19: testing by laboratory

Data through Apr 8, 2021 verified as of Apr 9, 2021 at 09:25 AM

Data in this report are provisional and subject to change.

The numbers in the table below represent the number of Florida and non-Florida residents for whom test results were received by the Department of Health. A person can be tested by more than one laboratory and can have both positive and negative results. **Therefore, the sum of the numbers in each column will be larger than the total number of people tested.**

Reporting lab	Inconclusive	Negative	Positive	Percent positive	Total
CVS CA8882POCT SAN CLEMENTE		1			1
PHYSICIANS PREMIER ER- CENTRAL AUSTIN			1	100%	1
CAREWELL 203			1	100%	1
CARENOW MIDTOWN			1	100%	1
ST CATHERINE HOSPITAL LABORATORY			1	100%	1
CVS LA1116POCT BATON ROUGE		1			1
RED HOOK FAMILY PRACTICE		1			1
ROBINSON FAMILY CLINIC PA			1	100%	1
MEDCOR INC			1	100%	1
CRESTVIEW MED CLIN LAB			1	100%	1
MARYLAND DEPARTMENT OF HEALTH AND MENTAL HYGIENE-LABORATORIES			1	100%	1
White River Health Care Center		1			1
Senatobia Healthcare & Rehab		1			1
EUGENE T FINAN, MD			1	100%	1
FIU HEALTH CARE CENTER			1	100%	1
ADVENTHEALTH MEDICAL GROUP INTERNAL MEDICINE AT MILLS			1	100%	1
SOUTHWESTERN VERMONT MEDICAL CENTER			1	100%	1
FLAGLER MEDICAL ASSOCIATES PA			1	100%	1
PENSACOLA PATHOLOGY		1			1
SANTA MONICA CA-UCLA MC			1	100%	1
PROGENESIS INC			1	100%	1
SUPREME MEDICAL GROUP PLLC			1	100%	1
ST MICHAEL'S ELITE MEDICAL HOSPITAL			1	100%	1
Indianspring of Oakley		1			1
CHILDRENS SPECIALIST PEDIATRIC PULMMOLOGY &			1	100%	1
PHYSICIANS ASSOCIATES PA			1	100%	1
SUMMERFIELD PAIN MANAGEMENT			1	100%	1
Florence Home		1			1
MEDOR/ACC SYNCHRONY			1	100%	1
VA Tennessee Valley HCS-Nashville Campus			1	100%	1
Mercy Manor Transition Center			1	100%	1
FRANKLIN CBOC			1	100%	1
MOBILE MEDICAL CLINIC			1	100%	1
COVENANT HOSPITAL HOBBS D/B/A COVENANT		1			1
FLORIDA HOSPITAL ORMOND BEACH			1	100%	1
EVERGREEN NURSING HOME		1			1
VIRGINIA CVS PHARMACY, LLC DBA CVS/PHARMACY #1884		1			1
ACCESS TOTAL CARE - PORTLAND			1	100%	1
MEDSTAR HEALTH URGENT CARE			1	100%	1
REGENTS PARK OF JACKSONVILLE			1	100%	1
SHAMRA MEDICAL LABORATORY			1	100%	1
SKY RIDGE MEDICAL CENTER - MICRO			1	100%	1
SUMMER PLACE NURSING & REHABILITATION		1			1
COMMUNITY HOSPITALS INDIANAPOLIS			1	100%	1
Kroger 433 - The Little Clinic Atoka		1			1
RINGLING HEALTH CENTER			1	100%	1

COVID-19: testing by laboratory

Data through Apr 8, 2021 verified as of Apr 9, 2021 at 09:25 AM

Data in this report are provisional and subject to change.

The numbers in the table below represent the number of Florida and non-Florida residents for whom test results were received by the Department of Health. A person can be tested by more than one laboratory and can have both positive and negative results. **Therefore, the sum of the numbers in each column will be larger than the total number of people tested.**

Reporting lab	Inconclusive	Negative	Positive	Percent positive	Total
MOUNT SINAI MEDICAL CENTER OF FLORIDA INC			1	100%	1
Newton Wellesley Center for Alzheimer's Care		1			1
Victory Health and Rehabilitation			1	100%	1
Garden View Care Center at Dougherty Ferry		1			1
Kroger 368 - The Little Clinic Frankfort West		1			1
USC VERDUGO HILLS HOSPITAL			1	100%	1
ALLIED PHYSICIANS GROUP		1			1
ADVANCE MD CARE			1	100%	1
KENNEDY BOULEVARD DIALYSIS			1	100%	1
NATICK URGENT CARE			1	100%	1
EAST COAST INSTITUTE FOR RESEARCH LLC			1	100%	1
PRIMARY CARE GROUP LLC		1			1
ENZO LABS INC			1	100%	1
ST JOHN HOSPITAL & MEDICAL CENTER MICRO			1	100%	1
DIGNITY HEALTH GOHEALTH		1			1
BEST CARE COMMUNITY AND FAMILY HEALTH CENTER INC			1	100%	1
CAREMOUNT MEDICAL PC		1			1
SHP WESTCHESTER LLC		1			1
MDS PHARMA SERVICES		1			1
INNOVATIVE CARE PARTNERS PLLC			1	100%	1
SANTA CLARA VALLEY MEDICAL CENTER			1	100%	1
MID-FLORIDA CANCER CENTERS		1			1
MEDEXPRESS-DOVER		1			1
GOLDING-GRANADO MEDICAL ASSOCIATES		1			1
BEAUMONT REFERENCE LABORATORY			1	100%	1
FLORHAM PARK ENDOSCOPY CENTER		1			1
CONVENIENT URGENT CARE			1	100%	1
Home Health Care Clinic		1			1
PAMC MICRO LAB			1	100%	1
Ravenwood Speciality Care		1			1
FLORIDA CLINICAL LABORATORY INC DBA			1	100%	1
MINUTE CLINIC DIAGNOSTICS OF IN, LLC #6252		1			1
Manassas Health & Rehab			1	100%	1
HEALTH FIRST HOME CARE		1			1
Erwin Health Care Center		1			1
FLAGLER COUNTY BOARD OF COUNTY COMMISSIONERS			1	100%	1
LITTLE COMPANY OF MARY HOSPITAL			1	100%	1
PRACTITIONERS IN MOTION			1	100%	1
Victoria Manor		1			1
EILEEN TURBESSI MD PA		1			1
WY RETIREMENT CENTER		1			1
Kroger 682 - The Little Clinic Combs and Gantzel		1			1
Niles Nursing and Rehab. Center		1			1
BRIAN C GRINER MD LLC			1	100%	1
Total	100,365	18,580,283	2,726,507	13%	21,407,155