

COVID-19: summary of cases and monitoring

Data through Apr 7, 2021 verified as of Apr 8, 2021 at 09:25 AM

Data in this report are provisional and subject to change.

Cases: people with positive PCR or antigen test result		Cases: people with positive PCR or antigen test result	
Total cases		Risk factors for Florida residents	
Florida residents	2,104,686	Traveled	16,531
Non-Florida residents	2,065,122	Contact with a known case	815,170
	39,564	Traveled and contact with a known case	22,640
Type of testing		Neither	1,210,781
Florida residents	2,065,122	No travel and no contact	245,912
Positive by BPHL/CDC	75,226	Travel is unknown	690,812
Positive by commercial/hospital lab	1,989,896	Contact is unknown	457,116
PCR positive	1,660,014	Contact is pending	440,787
Antigen positive	405,108		
Non-Florida residents	39,564	Travel can be unknown and contact can be unknown or pending for the same case, these numbers will sum to more than the "neither" total.	
Positive by BPHL/CDC	931		
Positive by commercial/hospital lab	38,633		
PCR positive	26,961		
Antigen positive	12,603		
Characteristics			
Florida residents hospitalized	86,499		
Florida resident deaths	33,906		
Non-Florida resident deaths	656		
Hospitalized counts include anyone who was hospitalized at some point during their illness. It does not reflect the number of people currently hospitalized.			
More information on deaths identified through death certificate data is available on the National Center for Health Statistics website at www.cdc.gov/nchs/nvss/vsrr/COVID19/index.htm .			

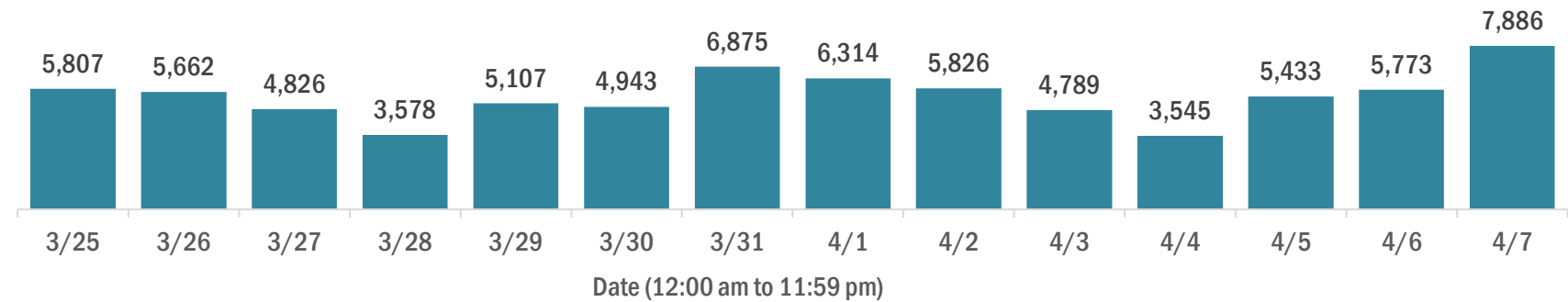
COVID-19: summary of laboratory testing

Data through Apr 7, 2021 verified as of Apr 8, 2021 at 09:25 AM

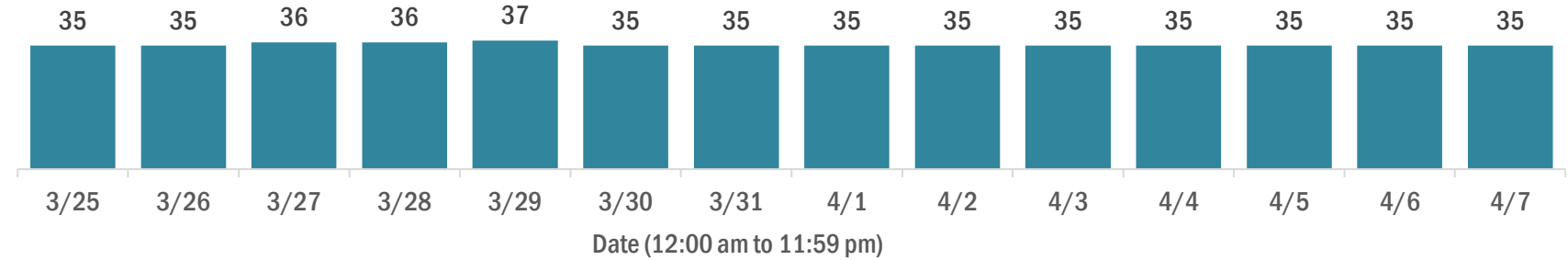
Data in this report are provisional and subject to change.

Cases in Florida residents per day for the past 2 weeks

Number of cases per day



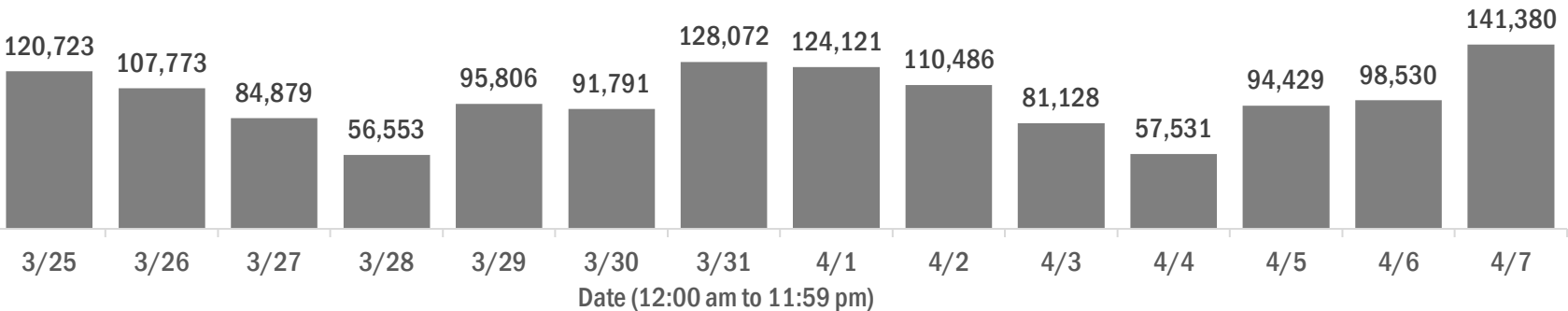
Median age of cases by day



Laboratory testing for Florida residents over the past 2 weeks

Number of Florida residents tested per day

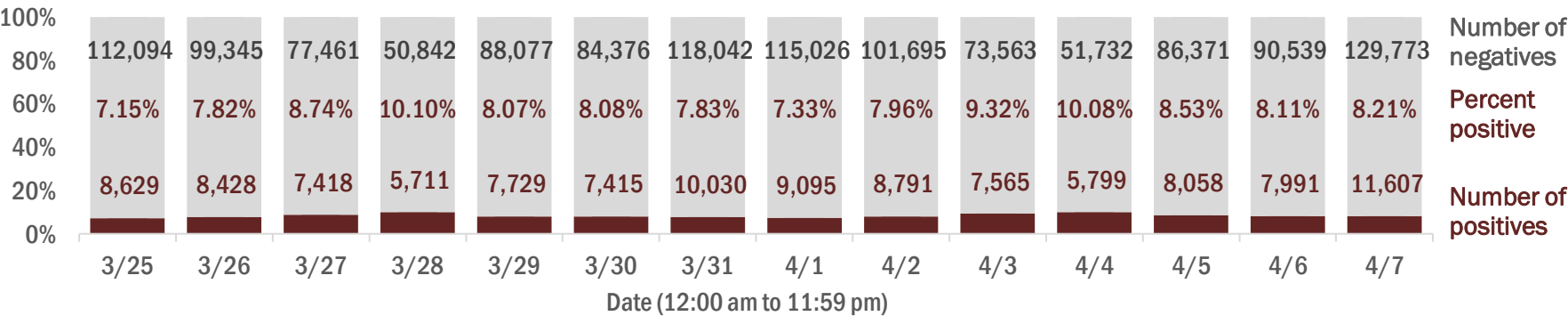
These counts include the number of people for whom the Department received PCR or antigen laboratory results by day. People tested on multiple days will be included for each day a new result was received. A person is only counted once for each day they are tested, regardless of whether multiple specimens are tested or multiple results are received.



Number and percent of Florida residents with positive test results

The percent of positive results ranged from 7.15% to 10.10% over the past 2 weeks and was 8.21% yesterday.

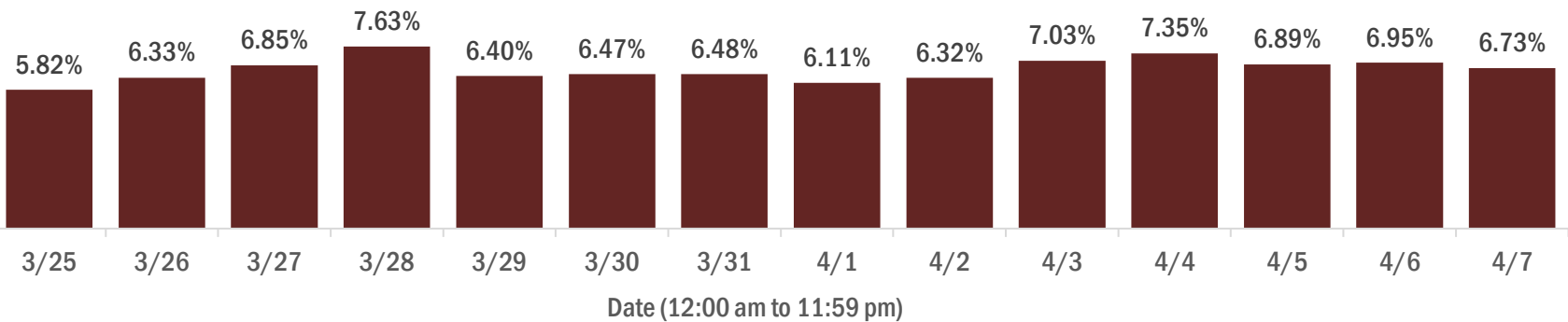
These counts include the number of people for whom the Department received PCR or antigen laboratory results by day. People tested on multiple days will be included for each day a new result was received. A person is only counted once for each day they are tested, regardless of whether multiple specimens are tested or multiple results are received. If a person has a positive specimen and a negative specimen in the same day, only the positive result is counted.



Percent positivity for new cases in Florida residents

The percent of positive results ranged from 5.82% to 7.63% over the past 2 weeks and was 6.73% yesterday.

This percent is the number of people who test PCR- or antigen-positive for the first time divided by all the people tested that day, excluding people who have previously tested positive.



COVID-19: characteristics of 2,065,122 Florida resident cases

Data through Apr 7, 2021 verified as of Apr 8, 2021 at 09:25 AM

Data in this report are provisional and subject to change.

Age group	Cases		Hospitalizations		Deaths	
0-4 years	42,347	<div><div></div></div> 2%	577	<div><div></div></div> 1%	1	<div><div></div></div> 0%
5-14 years	131,970	<div><div></div></div> 6%	565	<div><div></div></div> 1%	5	<div><div></div></div> 0%
15-24 years	320,259	<div><div></div></div> 16%	2,165	<div><div></div></div> 3%	46	<div><div></div></div> 0%
25-34 years	360,540	<div><div></div></div> 17%	4,221	<div><div></div></div> 5%	187	<div><div></div></div> 1%
35-44 years	320,822	<div><div></div></div> 16%	6,332	<div><div></div></div> 7%	522	<div><div></div></div> 2%
45-54 years	314,430	<div><div></div></div> 15%	9,792	<div><div></div></div> 11%	1,314	<div><div></div></div> 4%
55-64 years	271,479	<div><div></div></div> 13%	14,762	<div><div></div></div> 17%	3,674	<div><div></div></div> 11%
65-74 years	166,829	<div><div></div></div> 8%	18,047	<div><div></div></div> 21%	7,196	<div><div></div></div> 21%
75-84 years	92,025	<div><div></div></div> 4%	18,004	<div><div></div></div> 21%	10,308	<div><div></div></div> 30%
85+ years	43,143	<div><div></div></div> 2%	12,025	<div><div></div></div> 14%	10,653	<div><div></div></div> 31%
Unknown	1,278	<div><div></div></div> 0%	9	<div><div></div></div> 0%	0	<div><div></div></div> 0%
Total	2,065,122		86,499		33,906	

Gender	Cases	
Female	1,079,339	<div><div></div></div> 52%
Male	969,692	<div><div></div></div> 47%
Unknown	16,091	<div><div></div></div> 1%
Total	2,065,122	

Ethnicity	Cases		Hospitalizations		Deaths	
Hispanic	664,786	<div><div></div></div> 32%	22,006	<div><div></div></div> 25%	7,904	<div><div></div></div> 23%
Non-Hispanic	1,003,204	<div><div></div></div> 49%	60,428	<div><div></div></div> 70%	23,798	<div><div></div></div> 70%
Unknown	397,132	<div><div></div></div> 19%	4,065	<div><div></div></div> 5%	2,204	<div><div></div></div> 7%
Total	2,065,122		86,499		33,906	

Race and ethnicity	Cases		Hospitalizations		Deaths	
White	1,171,236	<div><div></div></div> 57%	56,719	<div><div></div></div> 66%	24,882	<div><div></div></div> 73%
Hispanic	443,786	<div><div></div></div> 21%	15,755	<div><div></div></div> 18%	6,333	<div><div></div></div> 19%
Non-Hispanic	641,344	<div><div></div></div> 31%	39,276	<div><div></div></div> 45%	17,437	<div><div></div></div> 51%
Unknown	86,106	<div><div></div></div> 4%	1,688	<div><div></div></div> 2%	1,112	<div><div></div></div> 3%
Black	271,811	<div><div></div></div> 13%	17,948	<div><div></div></div> 21%	5,413	<div><div></div></div> 16%
Hispanic	16,084	<div><div></div></div> 1%	763	<div><div></div></div> 1%	225	<div><div></div></div> 1%
Non-Hispanic	234,125	<div><div></div></div> 11%	16,818	<div><div></div></div> 19%	5,008	<div><div></div></div> 15%
Unknown	21,602	<div><div></div></div> 1%	367	<div><div></div></div> 0%	180	<div><div></div></div> 1%
Other race	316,360	<div><div></div></div> 15%	9,504	<div><div></div></div> 11%	2,645	<div><div></div></div> 8%
Hispanic	158,889	<div><div></div></div> 8%	5,006	<div><div></div></div> 6%	1,173	<div><div></div></div> 3%
Non-Hispanic	108,332	<div><div></div></div> 5%	4,064	<div><div></div></div> 5%	1,246	<div><div></div></div> 4%
Unknown	49,139	<div><div></div></div> 2%	434	<div><div></div></div> 1%	226	<div><div></div></div> 1%
Unknown race	305,715	<div><div></div></div> 15%	2,328	<div><div></div></div> 3%	966	<div><div></div></div> 3%
Hispanic	46,027	<div><div></div></div> 2%	482	<div><div></div></div> 1%	173	<div><div></div></div> 1%
Non-Hispanic	19,403	<div><div></div></div> 1%	270	<div><div></div></div> 0%	107	<div><div></div></div> 0%
Unknown	240,285	<div><div></div></div> 12%	1,576	<div><div></div></div> 2%	686	<div><div></div></div> 2%
Total	2,065,122		86,499		33,906	

Hospitalization counts include anyone who was hospitalized at some point during their illness. It does not reflect the number of people currently hospitalized. **Other race** includes any person with a race of American Indian/Alaskan native, Asian, native Hawaiian/Pacific Islander, or other.

COVID-19: deaths in Florida residents and staff of long-term care facilities

Data through Apr 7, 2021 verified as of Apr 8, 2021 at 09:25 AM

Data in this report are provisional and subject to change.

For current cases in residents or staff of long-term care facilities, please visit: <https://floridahealthcovid19.gov/>

County	Deaths		County	Deaths		County	Deaths	
Palm Beach	1063	<div></div> 10%	Okaloosa	163	<div></div> 1%	Madison	20	<div></div> 0%
Dade	1005	<div></div> 9%	Hernando	159	<div></div> 1%	Flagler	18	<div></div> 0%
Pinellas	890	<div></div> 8%	Osceola	142	<div></div> 1%	Calhoun	17	<div></div> 0%
Broward	667	<div></div> 6%	Charlotte	134	<div></div> 1%	Gulf	17	<div></div> 0%
Hillsborough	573	<div></div> 5%	Clay	120	<div></div> 1%	Wakulla	16	<div></div> 0%
Polk	435	<div></div> 4%	Indian River	118	<div></div> 1%	Bradford	14	<div></div> 0%
Duval	434	<div></div> 4%	Leon	100	<div></div> 1%	Holmes	14	<div></div> 0%
Brevard	399	<div></div> 4%	Bay	89	<div></div> 1%	Washington	13	<div></div> 0%
Orange	396	<div></div> 4%	Jackson	88	<div></div> 1%	Baker	12	<div></div> 0%
Sarasota	394	<div></div> 4%	St. Johns	86	<div></div> 1%	Jefferson	11	<div></div> 0%
Lee	345	<div></div> 3%	Highlands	85	<div></div> 1%	Franklin	9	<div></div> 0%
Marion	326	<div></div> 3%	Santa Rosa	81	<div></div> 1%	Gadsden	9	<div></div> 0%
Volusia	291	<div></div> 3%	Alachua	77	<div></div> 1%	Lafayette	8	<div></div> 0%
Escambia	280	<div></div> 3%	Suwannee	61	<div></div> 1%	Levy	7	<div></div> 0%
St. Lucie	243	<div></div> 2%	Columbia	51	<div></div> 0%	Desoto	6	<div></div> 0%
Seminole	231	<div></div> 2%	Sumter	44	<div></div> 0%	Dixie	5	<div></div> 0%
Lake	229	<div></div> 2%	Putnam	39	<div></div> 0%	Monroe	5	<div></div> 0%
Pasco	222	<div></div> 2%	Nassau	34	<div></div> 0%	Taylor	3	<div></div> 0%
Manatee	193	<div></div> 2%	Hendry	29	<div></div> 0%	Hardee	2	<div></div> 0%
Collier	192	<div></div> 2%	Walton	29	<div></div> 0%	Hamilton	1	<div></div> 0%
Citrus	179	<div></div> 2%	Okeechobee	24	<div></div> 0%	Liberty	1	<div></div> 0%
Martin	171	<div></div> 2%	Gilchrist	20	<div></div> 0%	Total	11,139	

Note: cases are summarized by the county of usual residence. Residents and staff may be cases associated with facilities that are not in their county of usual residence, resulting in cases being included below for counties that do not have facilities with known cases.

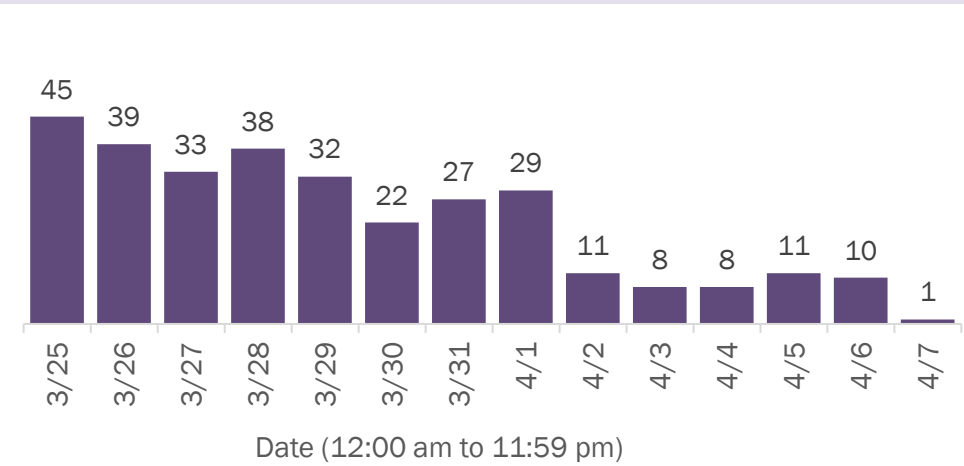
COVID-19: cases in Florida residents who have died

Data through Apr 7, 2021 verified as of Apr 8, 2021 at 09:25 AM

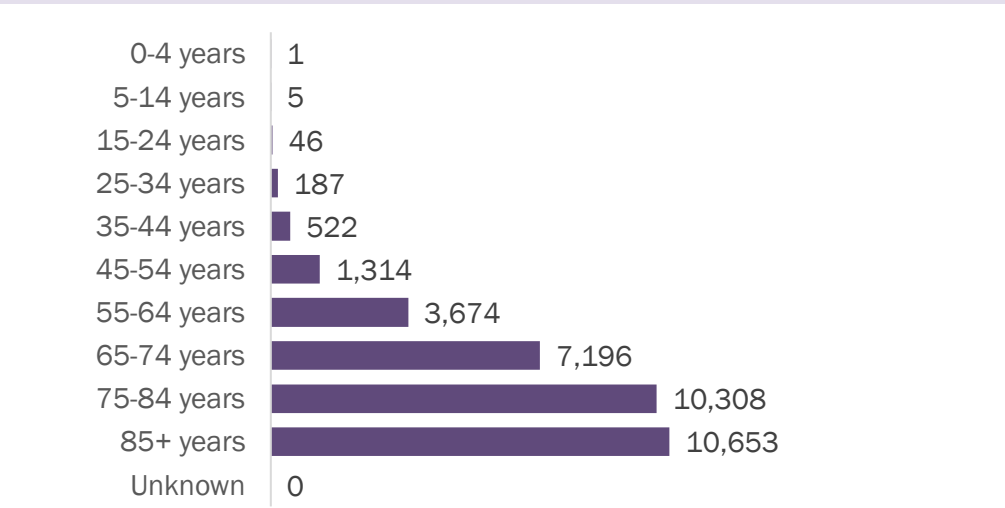
Data in this report are provisional and subject to change.

Demographics for all identified COVID-19 deaths: 33,906

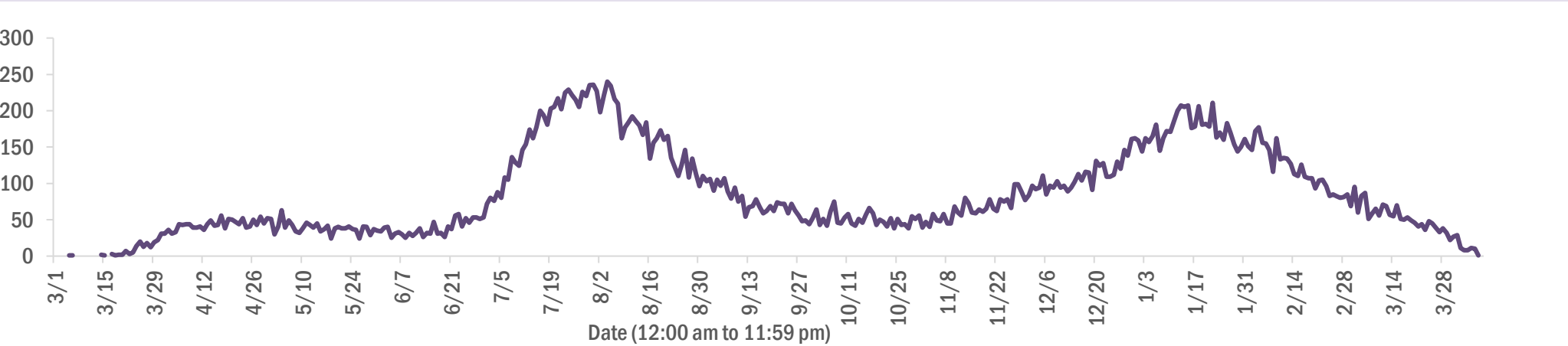
Deaths by date of death for the past 2 weeks



Deaths by age group



Deaths by date of death since March 2020



Age group	Deaths	Cases	Case fatality rate	Mortality rate per 100,000 population
0-4 years	1	42,347	0.0%	0.1
5-14 years	5	131,970	0.0%	0.2
15-24 years	46	320,259	0.0%	1.8
25-34 years	187	360,540	0.1%	6.6
35-44 years	522	320,822	0.2%	20.0
45-54 years	1,314	314,430	0.4%	47.2
55-64 years	3,674	271,479	1.4%	127.0
65-74 years	7,196	166,829	4.3%	296.5
75-84 years	10,308	92,025	11.2%	734.1
85+ years	10,653	43,143	24.7%	1844.6
Unknown	0	1,278	0.0%	
Total	33,906	2,065,122	1.6%	157.0

Race	Deaths	Cases	Case fatality rate	Mortality rate per 100,000 population
White	24,882	1,171,236	2.1%	149.0
Black	5,413	271,811	2.0%	148.0
Other	2,645	316,360	0.8%	212.6
Unknown	966	305,715	0.3%	
Total	33,906	2,065,122	1.6%	157.0

Gender	Deaths	Cases	Case fatality rate	Mortality rate per 100,000 population
Female	14,882	1,079,339	1.4%	134.8
Male	19,024	969,692	2.0%	180.2
Unknown	0	16,091	0.0%	
Total	33,906	2,065,122	1.6%	157.0

Ethnicity	Deaths	Cases	Case fatality rate	Mortality rate per 100,000 population
Hispanic	7,904	664,786	1.2%	139.2
Non-Hispanic	23,798	1,003,204	2.4%	149.5
Unknown	2,204	397,132	0.6%	
Total	33,906	2,065,122	1.6%	157.0

COVID-19: characteristics of 2,065,122 cases

Data through Apr 7, 2021 verified as of Apr 8, 2021 at 09:25 AM

Data in this report are provisional and subject to change.

Tables below include cases in Florida residents and non-Florida residents.

All 67 Florida counties have cases:

County	FL resident cases		Non-FL resident cases	Total cases	FL resident deaths	FL death rate
Dade	450,504	<div></div> 22%	5,813	456,317	5,940	1.3%
Broward	218,115	<div></div> 11%	2,624	220,739	2,713	1.2%
Palm Beach	132,425	<div></div> 6%	2,429	134,854	2,685	2.0%
Orange	125,239	<div></div> 6%	1,914	127,153	1,206	1.0%
Hillsborough	124,114	<div></div> 6%	1,066	125,180	1,630	1.3%
Duval	92,083	<div></div> 4%	1,533	93,616	1,318	1.4%
Pinellas	72,339	<div></div> 4%	1,816	74,155	1,559	2.2%
Lee	62,011	<div></div> 3%	2,195	64,206	935	1.5%
Polk	62,152	<div></div> 3%	454	62,606	1,292	2.1%
Osceola	39,957	<div></div> 2%	709	40,666	488	1.2%
Volusia	38,836	<div></div> 2%	702	39,538	736	1.9%
Brevard	37,445	<div></div> 2%	678	38,123	825	2.2%
Pasco	37,098	<div></div> 2%	326	37,424	699	1.9%
Manatee	34,842	<div></div> 2%	823	35,665	637	1.8%
Escambia	31,429	<div></div> 2%	3,638	35,067	670	2.1%
Collier	32,056	<div></div> 2%	1,254	33,310	506	1.6%
Seminole	30,679	<div></div> 1%	236	30,915	472	1.5%
Leon	29,675	<div></div> 1%	895	30,570	308	1.0%
Sarasota	28,750	<div></div> 1%	1,481	30,231	795	2.8%
Marion	29,297	<div></div> 1%	147	29,444	933	3.2%
Lake	26,856	<div></div> 1%	465	27,321	612	2.3%
St. Lucie	24,317	<div></div> 1%	178	24,495	601	2.5%
Alachua	23,453	<div></div> 1%	281	23,734	259	1.1%
St. Johns	21,209	<div></div> 1%	298	21,507	203	1.0%
Okaloosa	19,669	<div></div> 1%	210	19,879	356	1.8%
Bay	18,756	<div></div> 1%	767	19,523	376	2.0%
Santa Rosa	17,634	<div></div> 1%	231	17,865	279	1.6%
Clay	17,527	<div></div> 1%	48	17,575	331	1.9%
Hernando	12,637	<div></div> 1%	96	12,733	449	3.6%
Charlotte	11,729	<div></div> 1%	204	11,933	395	3.4%
Indian River	11,814	<div></div> 1%	105	11,919	284	2.4%
Martin	11,410	<div></div> 1%	216	11,626	311	2.7%
Citrus	10,392	<div></div> 1%	91	10,483	435	4.2%
Sumter	8,821	<div></div> 0%	102	8,923	263	3.0%
Nassau	7,591	<div></div> 0%	436	8,027	121	1.6%

County	FL resident cases		Non-FL resident cases	Total cases	FL resident deaths	FL death rate
Columbia	7,887	<div></div> 0%	37	7,924	163	2.1%
Highlands	7,760	<div></div> 0%	88	7,848	328	4.2%
Walton	6,628	<div></div> 0%	791	7,419	84	1.3%
Flagler	6,735	<div></div> 0%	94	6,829	103	1.5%
Monroe	6,200	<div></div> 0%	375	6,575	49	0.8%
Putnam	6,087	<div></div> 0%	21	6,108	136	2.2%
Jackson	6,022	<div></div> 0%	65	6,087	156	2.6%
Gadsden	5,535	<div></div> 0%	16	5,551	90	1.6%
Suwannee	5,219	<div></div> 0%	28	5,247	136	2.6%
Hendry	4,496	<div></div> 0%	18	4,514	77	1.7%
Desoto	4,100	<div></div> 0%	26	4,126	86	2.1%
Okeechobee	3,752	<div></div> 0%	52	3,804	86	2.3%
Unknown	370	<div></div> 0%	3,234	3,604	0	0.0%
Baker	3,375	<div></div> 0%	15	3,390	60	1.8%
Wakulla	3,265	<div></div> 0%	12	3,277	55	1.7%
Levy	3,164	<div></div> 0%	8	3,172	45	1.4%
Hardee	2,933	<div></div> 0%	14	2,947	41	1.4%
Bradford	2,922	<div></div> 0%	13	2,935	55	1.9%
Taylor	2,692	<div></div> 0%	5	2,697	45	1.7%
Washington	2,665	<div></div> 0%	20	2,685	50	1.9%
Holmes	2,187	<div></div> 0%	32	2,219	52	2.4%
Madison	2,011	<div></div> 0%	26	2,037	44	2.2%
Gulf	1,900	<div></div> 0%	23	1,923	42	2.2%
Union	1,779	<div></div> 0%	1	1,780	71	4.0%
Calhoun	1,663	<div></div> 0%	3	1,666	42	2.5%
Lafayette	1,607	<div></div> 0%	0	1,607	26	1.6%
Hamilton	1,577	<div></div> 0%	19	1,596	23	1.5%
Dixie	1,554	<div></div> 0%	3	1,557	23	1.5%
Gilchrist	1,514	<div></div> 0%	4	1,518	38	2.5%
Jefferson	1,412	<div></div> 0%	22	1,434	25	1.8%
Franklin	1,266	<div></div> 0%	33	1,299	18	1.4%
Liberty	1,058	<div></div> 0%	1	1,059	16	1.5%
Glades	926	<div></div> 0%	4	930	19	2.1%
Total	2,065,122		39,564	2,104,686	33,906	1.6%

COVID-19: characteristics of 2,065,122 Florida resident cases

Data through Apr 7, 2021 verified as of Apr 8, 2021 at 09:25 AM

Data in this report are provisional and subject to change.

The table below includes the cities and counties of residence for cases in Florida residents based on the patient's ZIP Code. Note that city is not always received as part of the initial notification and may be missing while the case is being investigated.

City and county	Cases
Miami, Dade	261,088
Orlando, Orange	92,524
Jacksonville, Duval	86,532
Tampa, Hillsborough	72,279
Hialeah, Dade	63,288
Fort Lauderdale, Broward	46,433
Hollywood, Broward	41,440
West Palm Beach, Palm Beach	32,173
Kissimmee, Osceola	30,766
Tallahassee, Leon	28,650
Homestead, Dade	27,582
Naples, Collier	27,092
Saint Petersburg, Pinellas	26,512
Pensacola, Escambia	26,154
Fort Myers, Lee	24,049
Bradenton, Manatee	22,740
Boca Raton, Palm Beach	22,723
Lakeland, Polk	21,603
Ocala, Marion	21,554
Pompano Beach, Broward	20,739
Gainesville, Alachua	18,685
Sarasota, Sarasota	17,797
Port Saint Lucie, St. Lucie	16,184
Lake Worth, Palm Beach	15,986
Cape Coral, Lee	15,741
Miami Beach, Dade	14,675
Miramar, Broward	14,178
Clearwater, Pinellas	14,153
Boynton Beach, Palm Beach	12,868
Coral Springs, Broward	12,787
Doral, Dade	12,616
Miami Gardens, Dade	12,021
Panama City, Bay	11,920
Saint Augustine, St. Johns	11,364
Melbourne, Brevard	10,711
Winter Haven, Polk	10,420
Lehigh Acres, Lee	10,059
Delray Beach, Palm Beach	9,940
Davie, Broward	9,712
Riverview, Hillsborough	9,518
Vero Beach, Indian River	9,098
Palm Bay, Brevard	8,716
New Port Richey, Pasco	8,583
Sunrise, Broward	8,582
Milton, Santa Rosa	8,515
Fort Pierce, St. Lucie	7,973
Saint Cloud, Osceola	7,965
Coral Gables, Dade	7,956
Largo, Pinellas	7,865
Daytona Beach, Volusia	7,824
Apopka, Orange	7,737
Plantation, Broward	7,627
Spring Hill, Hernando	7,530
North Miami Beach, Dade	7,431
Clermont, Lake	7,205
Davenport, Polk	7,202
Lake City, Columbia	7,172
Brandon, Hillsborough	7,160
Orange Park, Clay	7,137

COVID-19: characteristics of 2,065,122 Florida resident cases

Data through Apr 7, 2021 verified as of Apr 8, 2021 at 09:25 AM

Data in this report are provisional and subject to change.

The table below includes the cities and counties of residence for cases in Florida residents based on the patient's ZIP Code. Note that city is not always received as part of the initial notification and may be missing while the case is being investigated.

City and county	Cases
Weston, Broward	6,881
Sanford, Seminole	6,880
Jupiter, Palm Beach	6,816
Deltona, Volusia	6,739
Plant City, Hillsborough	6,647
Deerfield Beach, Broward	6,360
Winter Garden, Orange	6,185
Tamarac, Broward	5,858
Port Charlotte, Charlotte	5,733
Palm Coast, Flagler	5,662
Coconut Creek, Broward	5,466
Wesley Chapel, Pasco	5,464
Fort Walton Beach, Okaloosa	5,436
Stuart, Martin	5,379
Margate, Broward	5,341
Palm Beach Gardens, Palm Beach	5,282
Crestview, Okaloosa	5,246
Land O Lakes, Pasco	5,203
Deland, Volusia	5,153
Winter Park, Orange	5,117
Palm Harbor, Pinellas	5,077
Wellington, Palm Beach	5,027
Oviedo, Seminole	4,998
Palmetto, Manatee	4,974
Altamonte Springs, Seminole	4,657
Lutz, Hillsborough	4,648
Port Orange, Volusia	4,573
Miami Lakes, Dade	4,566
Opa Locka, Dade	4,554
Valrico, Hillsborough	4,393
Brooksville, Hernando	4,393
Haines City, Polk	4,389
North Port, Sarasota	4,354
Middleburg, Clay	4,326
Venice, Sarasota	4,284
Hallandale, Broward	4,279
Pembroke Pines, Broward	4,237
Punta Gorda, Charlotte	4,237
Sebring, Highlands	4,176
The Villages, Sumter	4,169
Ocoee, Orange	4,150
Leesburg, Lake	4,132
Live Oak, Suwannee	4,052
Saint Johns, St. Johns	3,999
Arcadia, Desoto	3,992
Seminole, Pinellas	3,965
Ormond Beach, Volusia	3,946
Zephyrhills, Pasco	3,934
Bonita Springs, Lee	3,916
Okeechobee, Okeechobee	3,739
Pinellas Park, Pinellas	3,729
Navarre, Santa Rosa	3,685
Windermere, Orange	3,637
Longwood, Seminole	3,601
North Lauderdale, Broward	3,586
North Miami, Dade	3,574
Immokalee, Collier	3,526
Ruskin, Hillsborough	3,525
Cocoa, Brevard	3,483

COVID-19: characteristics of 2,065,122 Florida resident cases

Data through Apr 7, 2021 verified as of Apr 8, 2021 at 09:25 AM

Data in this report are provisional and subject to change.

The table below includes the cities and counties of residence for cases in Florida residents based on the patient's ZIP Code. Note that city is not always received as part of the initial notification and may be missing while the case is being investigated.

City and county	Cases
Gulf Breeze, Santa Rosa	3,319
Niceville, Okaloosa	3,281
Casselberry, Seminole	3,163
Cantonment, Escambia	3,157
Lake Worth Beach, Palm Beach	3,133
Key West, Monroe	3,082
Titusville, Brevard	3,057
Panama City Beach, Bay	3,056
Port Richey, Pasco	3,049
Jacksonville Beach, Duval	3,046
Hudson, Pasco	3,005
Dade City, Pasco	2,965
Quincy, Gadsden	2,956
Crawfordville, Wakulla	2,928
Oakland Park, Broward	2,920
North Fort Myers, Lee	2,911
Winter Springs, Seminole	2,901
Bartow, Polk	2,875
Aventura, Dade	2,846
Lake Mary, Seminole	2,834
Palatka, Putnam	2,808
New Smyrna Beach, Volusia	2,786
Kissimmee, Polk	2,764
Cutler Ridge, Dade	2,757
Fernandina Beach, Nassau	2,749
Auburndale, Polk	2,738
Green Cove Springs, Clay	2,735
Merritt Island, Brevard	2,703
Lake Wales, Polk	2,671
Ponte Vedra Beach, St. Johns	2,663
Tarpon Springs, Pinellas	2,617
Parkland, Broward	2,533
Perry, Taylor	2,524
Inverness, Citrus	2,489
Belle Glade, Palm Beach	2,476
Lynn Haven, Bay	2,474
Marianna, Jackson	2,407
Eustis, Lake	2,404
Wimauma, Hillsborough	2,393
Loxahatchee, Palm Beach	2,384
Cooper City, Broward	2,369
Royal Palm Beach, Palm Beach	2,357
Dunedin, Pinellas	2,344
Clewiston, Hendry	2,341
Estero, Lee	2,335
Fleming Island, Clay	2,316
Santa Rosa Beach, Walton	2,316
Holiday, Pasco	2,288
Sarasota, Manatee	2,195
Key Biscayne, Dade	2,194
Parrish, Manatee	2,159
Rockledge, Brevard	2,140
Odessa, Hillsborough	2,110
Defuniak Springs, Walton	2,097
Chipley, Washington	2,072
Riviera Beach, Palm Beach	2,053
Palm City, Martin	2,053
Mount Dora, Lake	2,039
Destin, Okaloosa	2,017

COVID-19: characteristics of 2,065,122 Florida resident cases

Data through Apr 7, 2021 verified as of Apr 8, 2021 at 09:25 AM

Data in this report are provisional and subject to change.

The table below includes the cities and counties of residence for cases in Florida residents based on the patient's ZIP Code. Note that city is not always received as part of the initial notification and may be missing while the case is being investigated.

City and county	Cases
Labelle, Hendry	2,012
Avon Park, Highlands	1,980
Mulberry, Polk	1,979
Starke, Bradford	1,979
Seffner, Hillsborough	1,978
Tavares, Lake	1,923
Groveland, Lake	1,847
Lithia, Hillsborough	1,836
Summerfield, Marion	1,836
Pinecrest, Dade	1,823
Yulee, Nassau	1,809
Maitland, Orange	1,809
Orange City, Volusia	1,777
Wauchula, Hardee	1,724
Sebastian, Indian River	1,677
Palmetto Bay, Dade	1,662
Macclenny, Baker	1,653
Lady Lake, Lake	1,632
Callahan, Nassau	1,614
Dania, Broward	1,604
Homosassa, Citrus	1,596
Ponte Vedra, St. Johns	1,593
Carol City, Dade	1,584
Mayo, Lafayette	1,578
Missing, Dade	1,573
Bonifay, Holmes	1,562
Crystal River, Citrus	1,561
Coconut Grove, Dade	1,560
Crossings, Dade	1,488
Edgewater, Volusia	1,481
Oldsmar, Pinellas	1,476
Gibsonton, Hillsborough	1,473
Lake Placid, Highlands	1,470
Hobe Sound, Martin	1,459
Pace, Santa Rosa	1,435
Florida City, Dade	1,434
Apollo Beach, Hillsborough	1,434
Dover, Hillsborough	1,418
Sun City Center, Hillsborough	1,403
Debary, Volusia	1,386
Lake Butler, Union	1,380
Atlantic Beach, Duval	1,368
Palm Springs, Palm Beach	1,357
Dunnellon, Marion	1,350
Madison, Madison	1,333
Biscayne Park, Dade	1,310
Bellevue, Marion	1,292
Monticello, Jefferson	1,292
Alachua, Alachua	1,278
North Palm Beach, Palm Beach	1,269
Indiantown, Martin	1,254
Lantana, Palm Beach	1,246
Graceville, Jackson	1,234
South Miami, Dade	1,198
Safety Harbor, Pinellas	1,191
Century, Escambia	1,173
Williston, Levy	1,153
Lecanto, Citrus	1,148
Newberry, Alachua	1,146

COVID-19: characteristics of 2,065,122 Florida resident cases

Data through Apr 7, 2021 verified as of Apr 8, 2021 at 09:25 AM

Data in this report are provisional and subject to change.

The table below includes the cities and counties of residence for cases in Florida residents based on the patient's ZIP Code. Note that city is not always received as part of the initial notification and may be missing while the case is being investigated.

City and county	Cases
Jensen Beach, Martin	1,137
Ellenton, Manatee	1,130
Lauderhill, Broward	1,107
Satellite Beach, Brevard	1,103
El Portal, Dade	1,100
Beverly Hills, Citrus	1,094
Havana, Gadsden	1,092
Hilliard, Nassau	1,068
Freeport, Walton	1,067
Blountstown, Calhoun	1,043
Englewood, Charlotte	1,040
Wilton Manors, Broward	1,038
Trenton, Gilchrist	1,033
Wildwood, Sumter	1,032
Jasper, Hamilton	1,026
Nokomis, Sarasota	1,003
Key Largo, Monroe	993
Wewahitchka, Gulf	973
Frostproof, Polk	968
Hernando, Citrus	968
Bushnell, Sumter	965
Keystone Heights, Clay	960
Sanderson, Baker	951
Lauderdale Lakes, Broward	934
Mary Esther, Okaloosa	933
Medley, Dade	929
Fellsmere, Indian River	929
Polk City, Polk	928
Dunnellon, Citrus	921
Fisher Island, Dade	909
Everglades National Park, Dade	906
Port Saint Joe, Gulf	896
Shalimar, Okaloosa	895
Moore Haven, Glades	867
Marco Island, Collier	851
Coleman, Sumter	845
Cocoa Beach, Brevard	833
Pahokee, Palm Beach	819
South Bay, Palm Beach	817
Cross City, Dixie	817
Bristol, Liberty	817
Minneola, Lake	815
Chiefland, Levy	813
Fort Meade, Polk	797
Trinity, Pasco	794
High Springs, Alachua	793
Sorrento, Lake	790
Spring Hill, Pasco	777
Fruitland Park, Lake	771
Englewood, Sarasota	770
Indialantic, Brevard	767
Glen Saint Mary, Baker	766
Thonotosassa, Hillsborough	766
Marathon, Monroe	742
Southwest Ranches, Broward	736
Crescent City, Putnam	730
Chattahoochee, Gadsden	727
Miramar Beach, Walton	719
Interlachen, Putnam	710

COVID-19: characteristics of 2,065,122 Florida resident cases

Data through Apr 7, 2021 verified as of Apr 8, 2021 at 09:25 AM

Data in this report are provisional and subject to change.

The table below includes the cities and counties of residence for cases in Florida residents based on the patient's ZIP Code. Note that city is not always received as part of the initial notification and may be missing while the case is being investigated.

City and county	Cases
Umatilla, Lake	706
Olympia Heights, Dade	704
Uleta, Dade	701
Fort Myers Beach, Lee	699
Lake Alfred, Polk	683
Coral, Dade	679
Bowling Green, Hardee	678
Old Town, Dixie	678
West Melbourne, Brevard	675
Lawtey, Bradford	669
Jacksonville, St. Johns	666
Fort White, Columbia	652
Neptune Beach, Duval	646
Weeki Wachee, Hernando	643
Silver Springs, Marion	636
South Daytona, Volusia	627
Palm Beach, Palm Beach	602
Baker, Okaloosa	600
Belle Isle, Orange	596
Surfside, Dade	596
Bronson, Levy	590
Clearwater Beach, Pinellas	588
Gulfport, Pinellas	582
Bunnell, Flagler	576
Sneads, Jackson	554
Jay, Santa Rosa	546
Rotunda West, Charlotte	537
Mascotte, Lake	535
Carrabelle, Franklin	525
Hawthorne, Alachua	513
Oxford, Sumter	508
Oakland, Orange	504
Myakka City, Manatee	494
Cape Canaveral, Brevard	494
Mims, Brevard	493
Sweetwater, Dade	493
Cottdale, Jackson	492
Molino, Escambia	487
Tavernier, Monroe	486
Citra, Marion	482
Florida State University, Leon	480
Melbourne Beach, Brevard	480
Ocklawaha, Marion	480
Zolfo Springs, Hardee	475
Indian Harbour Beach, Brevard	475
Midway, Gadsden	470
Alva, Lee	469
Dundee, Polk	468
Flagler Beach, Flagler	467
Youngstown, Bay	466
East Palatka, Putnam	464
Bal Harbour, Dade	463
Celebration, Osceola	461
Altha, Calhoun	442
Bell, Gilchrist	441
Branford, Suwannee	431
Webster, Sumter	426
Missing, Volusia	420
Apalachicola, Franklin	418

COVID-19: characteristics of 2,065,122 Florida resident cases

Data through Apr 7, 2021 verified as of Apr 8, 2021 at 09:25 AM

Data in this report are provisional and subject to change.

The table below includes the cities and counties of residence for cases in Florida residents based on the patient's ZIP Code. Note that city is not always received as part of the initial notification and may be missing while the case is being investigated.

City and county	Cases
De Leon Springs, Volusia	401
Haverhill, Palm Beach	401
Archer, Alachua	397
Centerville, Leon	394
Eagle Lake, Polk	389
Osprey, Sarasota	382
West Miami, Dade	379
Missing, Orange	375
Hastings, St. Johns	375
Tequesta, Palm Beach	374
Floral City, Citrus	372
Raiford, Union	366
Holly Hill, Volusia	365
Grand Ridge, Jackson	363
Chuluota, Seminole	361
Ave Maria, Collier	358
Lake Park, Palm Beach	355
Pierson, Volusia	352
Grand Island, Lake	348
Greenville, Madison	332
Montverde, Lake	330
Vernon, Washington	324
Indian Rocks Beach, Pinellas	324
Gotha, Orange	322
Satsuma, Putnam	319
Malone, Jackson	317
Jennings, Hamilton	314
Alafaya, Orange	314
Malabar, Brevard	312
Sebastian, Brevard	310
Kenneth City, Pinellas	309
Bryceville, Nassau	306
Elkton, St. Johns	305
Eastpoint, Franklin	304
Fort Mccoy, Marion	304
Lake Panasoffkee, Sumter	302
Reddick, Marion	302
Laurel Hill, Okaloosa	301
Melrose, Putnam	298
Westville, Holmes	295
Valparaiso, Okaloosa	289
Hallandale Beach, Broward	289
Lehigh, Lee	288
Winter Park, Seminole	287
Belleair, Pinellas	285
San Antonio, Pasco	284
O Brien, Suwannee	281
Geneva, Seminole	280
Greenwood, Jackson	278
Anthony, Marion	276
Ponce De Leon, Holmes	273
Greenacres, Palm Beach	271
Morriston, Levy	267
South Pasadena, Pinellas	258
Inlet Beach, Walton	248
Fern Park, Seminole	248
Eglin Air Force Base, Okaloosa	247
Sanibel, Lee	245
Kindred, Osceola	244

COVID-19: characteristics of 2,065,122 Florida resident cases

Data through Apr 7, 2021 verified as of Apr 8, 2021 at 09:25 AM

Data in this report are provisional and subject to change.

The table below includes the cities and counties of residence for cases in Florida residents based on the patient's ZIP Code. Note that city is not always received as part of the initial notification and may be missing while the case is being investigated.

City and county	Cases
Fountain, Bay	242
Lee, Madison	237
University Of Central Fl, Orange	237
Weirsdale, Marion	236
Edgewood, Orange	236
White Springs, Hamilton	235
Longboat Key, Manatee	233
Southport, Bay	232
Saint James City, Lee	228
Islamorada, Monroe	228
Hosford, Liberty	226
Gretna, Gadsden	221
Astatula, Lake	216
Poinciana, Polk	215
Wellborn, Suwannee	215
Holt, Okaloosa	211
Mcdavid, Escambia	210
Lakewood Ranch, Manatee	209
Madeira Beach, Pinellas	206
Holmes Beach, Manatee	205
Howey-In-The-Hills, Lake	203
Juno Beach, Palm Beach	200
Bay Harbor Islands, Dade	198
Babson Park, Polk	197
Micanopy, Alachua	195
Atlantis, Palm Beach	193
Altoona, Lake	191
Azalea Park, Orange	190
Lake Helen, Volusia	190
Sopchoppy, Wakulla	190
Lauderdale By The Sea, Broward	189
Mcalpin, Suwannee	189
Alford, Jackson	187
Zellwood, Orange	184
The Villages, Marion	183
Cutler Bay, Dade	183
Center Hill, Sumter	178
The Villages, Lake	178
Odessa, Pasco	175
Osteen, Volusia	173
Summerland Key, Monroe	172
Viera, Brevard	171
Mangonia Park, Palm Beach	169
Hypoluxo, Palm Beach	165
University Of Miami, Dade	165
Golden Beach, Dade	163
Bokeelia, Lee	162
Caryville, Washington	161
Pomona Park, Putnam	160
University Of Fl, Alachua	156
Ponce Inlet, Volusia	155
Rocky Point, Hillsborough	155
Oak Hill, Volusia	154
Grant-Valkaria, Brevard	154
Lutz, Pasco	154
Lockhart, Orange	152
Bay Lake, Orange	149
Paisley, Lake	149
Citrus Springs, Citrus	148

COVID-19: characteristics of 2,065,122 Florida resident cases

Data through Apr 7, 2021 verified as of Apr 8, 2021 at 09:25 AM

Data in this report are provisional and subject to change.

The table below includes the cities and counties of residence for cases in Florida residents based on the patient's ZIP Code. Note that city is not always received as part of the initial notification and may be missing while the case is being investigated.

City and county	Cases
Hollister, Putnam	147
Sumterville, Sumter	147
Big Pine Key, Monroe	146
Missing, Lee	145
Hiawassee, Orange	144
Clair-Mel City, Hillsborough	139
Carrollwood, Hillsborough	138
Lady Lake, Sumter	138
Inglis, Levy	133
Cloud Lake, Palm Beach	130
San Mateo, Putnam	129
Christmas, Orange	128
Baldwin, Duval	128
Kendall, Dade	128
Hampton, Bradford	126
Lake Hamilton, Polk	126
Apopka, Seminole	125
Clarksville, Calhoun	125
Steinhatchee, Taylor	125
West Park, Broward	125
Matlacha, Lee	123
University Of Central Florida, Orange	121
Buena Ventura Lakes, Osceola	118
Belleair Beach, Pinellas	117
Placida, Charlotte	116
Tierra Verde, Pinellas	115
Lighthouse Point, Broward	114
Missing, Pinellas	113
Missing, St. Johns	111
Temple Terrace, Hillsborough	111
Saint Leo, Pasco	109
Barry University, Dade	109
Callaway, Bay	109
Seville, Volusia	108
Panacea, Wakulla	106
Dania Beach, Broward	106
Harmony, Osceola	106
Cedar Key, Levy	104
Astor, Lake	104
City Of Sunrise, Broward	103
Hurlburt Field, Okaloosa	103
Missing, Sumter	103
Lamont, Jefferson	102
Dinsmore, Duval	102
Canal Point, Palm Beach	101
Bradenton Beach, Manatee	101
Brooker, Bradford	101
Sunny Isles Beach, Dade	99
South Fort Myers, Lee	98
Tyndall Air Force Base, Bay	98
Barefoot Bay, Brevard	97
Fruit Cove, St. Johns	97
Bascom, Jackson	96
Florahome, Putnam	95
Florida Gulf Coast Univ, Lee	95
Kathleen, Polk	95
University Of South Florida, Hillsborough	95
Waldo, Alachua	95
Pinetta, Madison	90

COVID-19: characteristics of 2,065,122 Florida resident cases

Data through Apr 7, 2021 verified as of Apr 8, 2021 at 09:25 AM

Data in this report are provisional and subject to change.

The table below includes the cities and counties of residence for cases in Florida residents based on the patient's ZIP Code. Note that city is not always received as part of the initial notification and may be missing while the case is being investigated.

City and county	Cases
Maitland, Seminole	90
Crystal Beach, Pinellas	90
Lorida, Highlands	86
Missing, Marion	84
Ocean Ridge, Palm Beach	83
Princeton, Dade	82
Fort Denaud, Hendry	82
F M, Lee	81
Missing, Lake	80
Yalaha, Lake	79
Boca Grande, Lee	78
Missing, St. Lucie	77
Saint Pete Beach, Pinellas	77
Welaka, Putnam	76
Eatonville, Orange	76
Patrick Air Force Base, Brevard	75
Palma Ceia, Hillsborough	74
Avon Park, Polk	73
Campbellton, Jackson	72
Cudjoe Key, Monroe	70
North Venice, Sarasota	70
Ochopee, Collier	69
Air Mail Facility, Dade	69
Greensboro, Gadsden	66
Anna Maria, Manatee	65
Missing, Duval	64
Stock Island, Monroe	64
Missing, Palm Beach	62
Reunion, Osceola	62
Missing, Pasco	61
Miami Springs, Dade	61
Mexico Beach, Bay	60
Northdale, Hillsborough	60
North Redington Beach, Pinellas	60
Treasure Island, Pinellas	60
Georgetown, Putnam	59
Bonita Beach, Lee	59
Destin, Walton	59
Felda, Hendry	58
Micco, Brevard	58
Orlando, Seminole	58
Duette, Manatee	57
Bellview, Escambia	57
Okahumpka, Lake	56
Missing, Santa Rosa	54
Miromar Lakes, Lee	54
University Of Tampa, Hillsborough	54
Miami, Unknown	54
Lake Suzy, Desoto	53
Walnut Hill, Escambia	53
Ona, Hardee	53
Orlando, Dade	52
Singer Island, Palm Beach	52
Heathrow, Seminole	52
Enterprise, Volusia	52
Town N Country, Hillsborough	50
Salt Springs, Marion	49
Palm Beach Shores, Palm Beach	49
Aloma, Orange	49

COVID-19: characteristics of 2,065,122 Florida resident cases

Data through Apr 7, 2021 verified as of Apr 8, 2021 at 09:25 AM

Data in this report are provisional and subject to change.

The table below includes the cities and counties of residence for cases in Florida residents based on the patient's ZIP Code. Note that city is not always received as part of the initial notification and may be missing while the case is being investigated.

City and county	Cases
Intercession City, Osceola	48
Terra Ceia, Manatee	48
Green Acres, Palm Beach	47
Cinco Bayou, Okaloosa	47
Florida International Univ, Dade	45
Florence Villa, Polk	45
Highland City, Polk	45
Sewalls Point, Martin	45
Orlando, Osceola	45
Waverly, Polk	44
Missing, Broward	43
Naranja, Dade	43
Gulf Breeze, Escambia	43
Kenansville, Osceola	43
Key Colony Beach, Monroe	43
Manalapan, Palm Beach	43
Eaton Park, Polk	43
Ebro, Washington	43
Bayonet Point, Pasco	42
Lacoochee, Pasco	42
Village Of Wellington, Palm Beach	42
Village Wellington, Palm Beach	42
Stetson University, Volusia	41
Miami, Broward	41
Cortez, Manatee	40
Saint Johns, Duval	40
Orlando, Broward	38
Orlando, Volusia	37
Ponte Vedra, Duval	37
Florida A And M University, Leon	37
Miami Shores, Dade	37
Lakeshore, Polk	36
Highland Beach, Palm Beach	36
Hialeah Gardens, Dade	36
Pasadena, Pinellas	36
Missing, Hillsborough	36
Tice, Lee	36
North Bay Village, Dade	35
Orlando, Polk	35
Bay Pines, Pinellas	35
Bonaventure, Broward	34
Flemington, Marion	34
Lulu, Columbia	34
Siesta Key, Sarasota	34
Univ Of FI Student Dorms, Alachua	33
Missing, Seminole	33
Palm Shores, Brevard	33
Ridge Manor, Pasco	33
Hallandle Beach, Broward	33
Homeland, Polk	33
Jupiter, Martin	33
Eloise, Polk	33
Dowling Park, Suwannee	33
Davenport, Osceola	32
Bayshore Gardens, Manatee	32
Bagdad, Santa Rosa	32
Lealman, Pinellas	32
Venus, Highlands	32
Wekiva Springs, Seminole	32

COVID-19: characteristics of 2,065,122 Florida resident cases

Data through Apr 7, 2021 verified as of Apr 8, 2021 at 09:25 AM

Data in this report are provisional and subject to change.

The table below includes the cities and counties of residence for cases in Florida residents based on the patient's ZIP Code. Note that city is not always received as part of the initial notification and may be missing while the case is being investigated.

City and county	Cases
Westlake, Palm Beach	32
Poinciana, Osceola	31
Pine Hills, Orange	30
Penney Farms, Clay	30
Saint Marks, Wakulla	30
Nocatee, Desoto	30
South Palm Beach, Palm Beach	30
Sugarloaf Key, Monroe	30
Mcintosh, Marion	30
Kinard, Calhoun	30
Alturas, Polk	30
City Of Westlake, Palm Beach	30
Bonita Springs, Collier	29
Chokoloskee, Collier	28
Horseshoe Beach, Dixie	28
Indian Lake Estates, Polk	28
Little Torch Key, Monroe	28
Westchase, Hillsborough	28
Orlando, Hillsborough	28
Pensacola Beach, Santa Rosa	28
Missing, Manatee	27
Homosassa Springs, Citrus	27
Caryville, Holmes	27
Florida State, Leon	27
Fort Lauderdale, Dade	26
Bradley, Polk	26
Long Key, Monroe	26
New Smyrna, Volusia	26
Pembroke Park, Broward	26
Palmdale, Glades	26
Pine Castle, Orange	25
Missing, Monroe	25
Orange Lake, Marion	25
South Miami Heights, Dade	25
Tangerine, Orange	25
Sydney, Hillsborough	25
Archer, Levy	25
Earleton, Alachua	25
Labelle, Glades	24
Hawthorne, Putnam	24
Goulds, Dade	24
Missing, Indian River	24
Missing, Escambia	24
Santa Fe, Alachua	24
Paxton, Walton	23
Missing, Brevard	23
Sparr, Marion	23
Wekiwa Springs, Seminole	23
Yankeetown, Levy	23
Balm, Hillsborough	23
Boca Raton, Broward	22
Bostwick, Putnam	22
Florida Dept Of Corrections, Union	22
Citrus Ridge, Indian River	22
Crystal Springs, Pasco	22
Kissimmee, Orange	22
La Crosse, Alachua	22
Laud-By-The-Sea, Broward	22
Loughman, Polk	22

COVID-19: characteristics of 2,065,122 Florida resident cases

Data through Apr 7, 2021 verified as of Apr 8, 2021 at 09:25 AM

Data in this report are provisional and subject to change.

The table below includes the cities and counties of residence for cases in Florida residents based on the patient's ZIP Code. Note that city is not always received as part of the initial notification and may be missing while the case is being investigated.

City and county	Cases
Wabasso, Indian River	22
Wausau, Washington	22
Tioga, Alachua	22
Missing, Citrus	22
Missing, Okaloosa	22
Plymouth, Orange	22
Perdido Key, Escambia	21
Union Park, Orange	21
Sun City, Hillsborough	21
Florida International University, Dade	21
Everglades City, Collier	21
Bonifay, Washington	21
Branford, Lafayette	20
Mango, Hillsborough	20
Mexico Beach, Gulf	20
Fort Ogden, Desoto	20
Indian River Shores, Indian River	20
Redington Shores, Pinellas	20
Ramrod Key, Monroe	19
Parker, Bay	19
Orlando, Palm Beach	19
Wildlight, Nassau	19
High Springs, Gilchrist	19
Lowell, Marion	19
Lake Buena Vista, Orange	19
Champions Gate, Polk	19
Buckingham, Lee	19
Candler, Marion	19
Babcock Ranch, Lee	19
Brooksville, Pasco	18
Forest City, Orange	18
Maxville, Duval	18
Gulf Stream, Palm Beach	18
Goodland, Collier	18
Hollywood, Dade	18
Jensen Beach, St. Lucie	18
Trenton, Levy	18
Missing, Collier	18
Nalcrest, Polk	18
Nichols, Polk	17
Missing, Martin	17
Trilby, Pasco	17
Webster, Hernando	17
Tallevast, Manatee	17
Shady Hills, Pasco	17
Graceville, Holmes	17
Golden Oak, Orange	16
Gulf Hammock, Levy	16
Hernando Beach, Hernando	16
Jacksonville, Unknown	16
Johns Pass Village, Pinellas	16
Hutchinson Island, St. Lucie	16
Florida State Univ Admin, Leon	16
Daytona Beach Shores, Volusia	16
Suwannee, Dixie	16
West Panama City Beach, Bay	16
Wewahitchka, Calhoun	16
Woodville, Leon	16
Mount Dora, Orange	16

COVID-19: characteristics of 2,065,122 Florida resident cases

Data through Apr 7, 2021 verified as of Apr 8, 2021 at 09:25 AM

Data in this report are provisional and subject to change.

The table below includes the cities and counties of residence for cases in Florida residents based on the patient's ZIP Code. Note that city is not always received as part of the initial notification and may be missing while the case is being investigated.

City and county	Cases
Otter Creek, Levy	16
Orlando, Pinellas	15
Orlando, Lake	15
Missing, Bay	15
Winter Garden, Lake	15
White Springs, Columbia	15
Eau Gallie, Brevard	15
Braden River, Manatee	15
Belleair Bluffs, Pinellas	15
Hillsboro Beach, Broward	15
Lake City, Suwannee	15
Lake Monroe, Seminole	15
Lakewood Ranch, Sarasota	15
Laurel Hill, Walton	14
Indian Creek Village, Dade	14
Graham, Bradford	14
Copeland, Collier	14
Village Of Palmetto Bay, Dade	14
Watersound, Walton	14
Wahneta, Polk	14
Murdock, Charlotte	14
Saint Lucie West, St. Lucie	14
Saint George Island, Franklin	13
Roseland, Indian River	13
Mount Plymouth, Lake	13
Orlando, Brevard	13
Virginia Gardens, Dade	13
Steinhatchee, Dixie	13
Deer Island, Lake	13
Fort Charlotte, Charlotte	13
Choctaw Beach, Okaloosa	13
Gonzalez, Escambia	13
Long Boat Key, Manatee	13
Kingsley Lake, Bradford	13
Los Angeles, Dade	12
Miami Gardens, Broward	12
Hialeah, Unknown	12
Holder, Citrus	12
Alys Beach, Bay	12
East Lake, Marion	12
Durant, Hillsborough	12
Unknown, Dade	12
Missing, Putnam	12
Rosemary Beach, Walton	12
Orlando, Unknown	12
Pensacola Beach, Escambia	12
Missing, Unknown	11
Naples, Lee	11
Ozona, Pinellas	11
Umatilla, Marion	11
Elfers, Pasco	11
Deerfield Beach, Palm Beach	11
Cypress, Jackson	11
Dade City, Hernando	11
Citrus Hills, Citrus	11
Babcock Ranch, Charlotte	11
Captiva, Lee	11
Greenville, Taylor	11
Leisure City, Dade	11

COVID-19: characteristics of 2,065,122 Florida resident cases

Data through Apr 7, 2021 verified as of Apr 8, 2021 at 09:25 AM

Data in this report are provisional and subject to change.

The table below includes the cities and counties of residence for cases in Florida residents based on the patient's ZIP Code. Note that city is not always received as part of the initial notification and may be missing while the case is being investigated.

City and county	Cases
Lake Como, Putnam	10
Haines Creek, Lake	10
Grandin, Putnam	10
Gibsonia, Polk	10
Briny Breezes, Palm Beach	10
Forest City, Seminole	10
University Park, Manatee	10
Telogia, Liberty	10
Orlando, Leon	10
Orlando, Duval	10
Missing, Taylor	10
Missing, Polk	10
Missing, Nassau	10
Perrine, Dade	10
Passport, Unknown	10
Redington Beach, Pinellas	10
Seacrest, Walton	10
Scottsmoor, Brevard	9
Sea Ranch Lakes, Broward	9
Putnam Hall, Putnam	9
Rubonia, Manatee	9
Saint Augustine Beach, St. Johns	9
Saint Augustine, Duval	9
Palma Sola, Manatee	9
Nobleton, Hernando	9
West Delray Beach, Palm Beach	9
Ferndale, Lake	9
Fanning Springs, Gilchrist	9
Cottondale, Washington	9
Day, Lafayette	9
Beverly Beach, Flagler	9
Barberville, Volusia	9
Basinger, Okeechobee	9
Grant Valkaria, Brevard	9
Hialeah, Broward	9
Innovation, Pasco	9
Lamont, Madison	9
Lloyd, Jefferson	9
Indian Shores, Pinellas	8
Holt, Santa Rosa	8
Keystone Heights, Bradford	8
Jerome, Collier	8
Goldenrod, Seminole	8
Fort Walton Beach, Unknown	8
Cross Creek, Alachua	8
Evinston, Alachua	8
Fairfield, Marion	8
Seybold, Dade	8
White City, Gulf	8
Worthington Springs, Union	8
Ybor City, Hillsborough	8
Missing, Sarasota	8
Orange Springs, Marion	8
Palm City, St. Lucie	8
Ponce De Leon, Walton	8
Pine Ridge, Citrus	8
Salem, Taylor	8
River Ranch, Polk	7
Quail Heights, Dade	7

COVID-19: characteristics of 2,065,122 Florida resident cases

Data through Apr 7, 2021 verified as of Apr 8, 2021 at 09:25 AM

Data in this report are provisional and subject to change.

The table below includes the cities and counties of residence for cases in Florida residents based on the patient's ZIP Code. Note that city is not always received as part of the initial notification and may be missing while the case is being investigated.

City and county	Cases
Port Saint John, Brevard	7
Orlando, Alachua	7
Orange Park, Duval	7
Orlando, Pasco	7
Okeechobee, Glades	7
Missing, Clay	7
Missing, Flagler	7
Niceville, Walton	7
Switzerland, St. Johns	7
Valkaria, Brevard	7
Fernandina, Nassau	7
Fort Lauderdale, Unknown	7
Anastasia Island, St. Johns	7
Aripeka, Pasco	7
Longboat Key, Sarasota	7
Maitland, Volusia	7
Maitland, Osceola	6
Maitland, Hillsborough	6
Miccosukee, Leon	6
Mayport Naval Station, Duval	6
Lake Butler, Bradford	6
Labelle, Lee	6
Glenwood, Volusia	6
Grove City, Charlotte	6
Inglis, Citrus	6
Bradenton, Sarasota	6
Bruce, Holmes	6
Eglin, Okaloosa	6
East Rockland Key, Monroe	6
Duck Key, Monroe	6
DeLand, Lake	6
Coco River, Collier	6
Weirsdale, Lake	6
Sunny Hills, Washington	6
Shady Grove, Taylor	6
Winter Park, Polk	6
Winderemere, Orange	6
Newberry, Gilchrist	6
N/A, Unknown	6
Morriston, Marion	6
Missing, Walton	6
Orchid, Indian River	6
Orlando, Flagler	6
Orlando, Marion	6
Pensacola, Unknown	6
Punta Gorda, Lee	6
Ridge Manor Estates, Sumter	6
Psl, Unknown	5
San Carlos Park, Lee	5
Pass, Unknown	5
Port Salerno, Martin	5
Pompano Beach, Palm Beach	5
Pompano Beach, Unknown	5
Point Washington, Walton	5
Orlando, Manatee	5
Ocoee, Lake	5
Okeechobee, Martin	5
Oneco, Manatee	5
Okeechobee, Osceola	5

COVID-19: characteristics of 2,065,122 Florida resident cases

Data through Apr 7, 2021 verified as of Apr 8, 2021 at 09:25 AM

Data in this report are provisional and subject to change.

The table below includes the cities and counties of residence for cases in Florida residents based on the patient's ZIP Code. Note that city is not always received as part of the initial notification and may be missing while the case is being investigated.

City and county	Cases
Ocean Breeze, Martin	5
Missing, Osceola	5
Missing, Columbia	5
Missing, Hernando	5
Missing, Highlands	5
Missing, Leon	5
Milton, Escambia	5
Missing, Alachua	5
Miramar, Dade	5
Williston, Marion	5
Stuart, St. Lucie	5
Wakulla Springs, Wakulla	5
Westchester, Dade	5
University Of Central Fl, Hillsborough	5
University Of Central Fl, Martin	5
Clarcona, Orange	5
Ebro, Bay	5
Fort Lauderdale, Palm Beach	5
Boynton Beach, Broward	5
Alys Beach, Walton	5
Bayou George, Bay	5
Inlet Beach, Bay	5
Island Grove, Alachua	5
Jacksonville Naval Air Station, Duval	5
Kissimmee, Unknown	5
Lake Worth, Broward	5
Mayport, Duval	5
Miami Gardens, Unknown	5
Miami Beach, Unknown	5
Mid Florida, Seminole	5
Miami, Palm Beach	5
Melrose, Bradford	4
Loxahatchee Groves, Palm Beach	4
Marathon Shores, Monroe	4
Margate, Unknown	4
Marina Del Rey, Dade	4
Lamont, Taylor	4
Los Angeles, Broward	4
Live Oak, Madison	4
Lazy Lake, Broward	4
Jacksonville, Dade	4
Jonesville, Alachua	4
International Service Center, Dade	4
Indian Rock Beach, Pinellas	4
Hinsdale, Manatee	4
Hollywood, Unknown	4
Greenville, Jefferson	4
Highland Park, Polk	4
High Springs, Columbia	4
Glen Ridge, Palm Beach	4
Bella Collina, Lake	4
Bowling Green, Polk	4
Bonnie, Dade	4
Branford, Gilchrist	4
Cape Haze, Charlotte	4
El Jobean, Charlotte	4
Delray Beach, Broward	4
Coconut Creek, Palm Beach	4
Clewiston, Palm Beach	4

COVID-19: characteristics of 2,065,122 Florida resident cases

Data through Apr 7, 2021 verified as of Apr 8, 2021 at 09:25 AM

Data in this report are provisional and subject to change.

The table below includes the cities and counties of residence for cases in Florida residents based on the patient's ZIP Code. Note that city is not always received as part of the initial notification and may be missing while the case is being investigated.

City and county	Cases
Conch Key, Monroe	4
Cypress Gardens, Polk	4
West Bradenton, Manatee	4
Wacissa, Jefferson	4
Sugarloaf, Monroe	4
Naples, Unknown	4
Oklawaha, Marion	4
Orem, Palm Beach	4
Pompano Beach, Dade	4
Port Charlotte, Unknown	4
Pensacola, Santa Rosa	4
Sandestin, Walton	4
Seacrest, Bay	4
San Fernando, Unknown	3
Samoset, Manatee	3
Saint Petersburg, Hillsborough	3
Saint Augusaintine Beach, St. Johns	3
Pass, Dade	3
Pass-A-Grille, Pinellas	3
Pembroke Lakes, Broward	3
Pembroke Pines, Unknown	3
Palm Coast, Volusia	3
Port Saint Lucie, Martin	3
Pp, Dade	3
Pp, Unknown	3
Plantation Key, Monroe	3
Pineland, Lee	3
Orlo Vista, Orange	3
Okeechobee, Highlands	3
Ocean Reef Club, Monroe	3
North Fort Myers, Charlotte	3
Miramar, Unknown	3
Milligan, Okaloosa	3
Missing, Jackson	3
Monticello, Madison	3
Stuart, Palm Beach	3
Sharpes, Brevard	3
Sorrento, Orange	3
Tampa Palms, Hillsborough	3
Tarpon Springs, Pasco	3
Tampa, Pinellas	3
Village Of Golf, Palm Beach	3
Westville, Walton	3
West Palm Beach, Broward	3
Vernon, Bay	3
Vero Beach, Brevard	3
Vero Beach, St. Lucie	3
Wimauma, Manatee	3
Wildwood, Marion	3
Winter Garden, Seminole	3
Woodside, Broward	3
Winter Park, Volusia	3
Cross Key, Monroe	3
Crestview, Walton	3
Coraopolis, Citrus	3
Clermont, Orange	3
Clermont, Polk	3
Fisher Island, Unknown	3
Fernandina Beach, Duval	3

COVID-19: characteristics of 2,065,122 Florida resident cases

Data through Apr 7, 2021 verified as of Apr 8, 2021 at 09:25 AM

Data in this report are provisional and subject to change.

The table below includes the cities and counties of residence for cases in Florida residents based on the patient's ZIP Code. Note that city is not always received as part of the initial notification and may be missing while the case is being investigated.

City and county	Cases
Cape San Blas, Gulf	3
Chicago, Lee	3
Champions Gate, Osceola	3
Bristol, Calhoun	3
Brewton, Escambia	3
Bradington, Manatee	3
Brooklyn, Broward	3
Blountstown, Liberty	3
Bay Harbor Islands, Unknown	3
Apopka, Lake	3
Altamonte Springs, Orange	3
Alford, Washington	3
Apopka, Broward	3
Ft Pierce, St. Lucie	3
Fort Myers, Unknown	3
Fpo, Duval	3
Green Cove Springs, Duval	3
Hallandale Beach, Unknown	3
Homeless, Hillsborough	3
Immokalee, Lee	3
Julington Creek, St. Johns	3
Jupiter Island, Martin	3
Kathleen, Pasco	3
Jacksonville , Duval	3
Jacksonville, Clay	3
Jacksonville, Alachua	3
Inverness, Polk	3
Laurel, Sarasota	3
Lanark Village, Franklin	3
Land O Lakes, Hillsborough	3
Lakeland, Hillsborough	3
Lake Harbor, Palm Beach	3
Lake Geneva, Clay	3
Lady Lake, Marion	3
Lake City, Duval	3
Mayport Naval Housing, Duval	3
Marco Island, Lee	3
Loxahatchee, Broward	3
Ludlam, Dade	3
Maitland, Polk	3
Lynbrook, Broward	3
Miami, Orange	3
Miami Shores, Broward	3
Miami, Martin	2
Micanopy, Marion	2
Melrose, Clay	2
Melrose, Alachua	2
Mesa, Unknown	2
Madison, Unknown	2
Maitland, Pasco	2
Maitland, Lake	2
Maitland, Leon	2
Lutz, Pinellas	2
Louisville, Manatee	2
Marina Del Rey, Broward	2
Marysville, Dade	2
Lake Clarke Shores, Palm Beach	2
Labelle, Collier	2
Lake Helen, Orange	2

COVID-19: characteristics of 2,065,122 Florida resident cases

Data through Apr 7, 2021 verified as of Apr 8, 2021 at 09:25 AM

Data in this report are provisional and subject to change.

The table below includes the cities and counties of residence for cases in Florida residents based on the patient's ZIP Code. Note that city is not always received as part of the initial notification and may be missing while the case is being investigated.

City and county	Cases
Lakeland, Unknown	2
Lawtey, Union	2
Lauderhill, Unknown	2
Lecanto, Marion	2
Los Angeles, Okaloosa	2
Longview, Dade	2
Long Beach, Orange	2
Longwood, Unknown	2
Jacksonville Naval Hospital, Duval	2
Jan Phyl Village, Polk	2
Jena, Taylor	2
Jupiter, Dade	2
Hosford, Calhoun	2
Hallandale Beach, Dade	2
Hialeah Lakes, Dade	2
Hialeah, Orange	2
Fort Pierce, Brevard	2
Fort Pierce, Martin	2
Fort Walton Beach, Walton	2
Graceville, Unknown	2
Apopka, Unknown	2
At Large, Broward	2
Alligator Point, Franklin	2
Alligator Point, Wakulla	2
Alachua, Duval	2
000000, Unknown	2
Amelia City, Nassau	2
Aventura, Broward	2
Blountstown, Jackson	2
Bronx, Seminole	2
Bonnie, Duval	2
Bonnie, Sarasota	2
Boys Ranch, Suwannee	2
Bonifay, Jackson	2
Cassadaga, Volusia	2
Chipley, Jackson	2
Cibolo, Orange	2
Carl Fisher, Dade	2
Callahan, Duval	2
Fl State Univ Student, Leon	2
Fort Lauderdale, Alachua	2
Fort Myers, Collier	2
Florida Power & Light Co, Dade	2
Dfafs, Okaloosa	2
Doctors Inlet, Clay	2
Daytona Beach, Unknown	2
Doral, Unknown	2
Duke Field Air Force Station, Okaloosa	2
Dunnellon, Levy	2
Eatonville, Lake	2
Eatonville, Polk	2
Claysville, Hernando	2
Coconut Creek, Unknown	2
Crescent Beach, Sarasota	2
Crawfordville, Leon	2
Cross City, Taylor	2
Dade City, Unknown	2
Deerfield Beach, Unknown	2
Defuniak Springs, Okaloosa	2

COVID-19: characteristics of 2,065,122 Florida resident cases

Data through Apr 7, 2021 verified as of Apr 8, 2021 at 09:25 AM

Data in this report are provisional and subject to change.

The table below includes the cities and counties of residence for cases in Florida residents based on the patient's ZIP Code. Note that city is not always received as part of the initial notification and may be missing while the case is being investigated.

City and county	Cases
Defuniak Springs, Unknown	2
Winter Springs, Orange	2
Windermere, Hillsborough	2
Windermere, Lake	2
Winter Park, Leon	2
Yeehaw, Okeechobee	2
Yalhala, Lake	2
Zellwood, Lake	2
Vero Beach, Unknown	2
Venice, Dade	2
Upper Key Largo, Monroe	2
University Of Central Florida, Palm Beach	2
University Of Central Florida, Pinellas	2
University Of Central Fl, Seminole	2
University Of Central Florida, Brevard	2
University Of Central Florida, Broward	2
Union, Manatee	2
West Palm Beach, Dade	2
Weston, Dade	2
West Palm Beach, Unknown	2
West Point, Lee	2
West Villages, Sarasota	2
Wauchula, Desoto	2
Tarpon Springs, Hillsborough	2
Tampa, Hernando	2
Tequesta, Martin	2
Tampa, Broward	2
Sutton, Pasco	2
Swansea, Lee	2
Sunrise, Unknown	2
South Miami, Broward	2
Seven Springs, Pasco	2
Summerfield, Unknown	2
Sumatra, Liberty	2
Monument, Broward	2
Missing, Washington	2
Miamt, Dade	2
Mims, Volusia	2
Naples, Broward	2
Navarre, Okaloosa	2
Mount Pleasant, Gadsden	2
Moore Haven, Hendry	2
Noma, Holmes	2
None, Dade	2
New Port Richey, Hillsborough	2
North Miami Beach, Broward	2
North Miami, Broward	2
Ocala, Unknown	2
Oakland Park, Unknown	2
Ormond Beach, Flagler	2
Orlando, St. Lucie	2
Orlando, Santa Rosa	2
Olustee, Baker	2
Orlando, Okaloosa	2
Orlando, Escambia	2
Orlando, Charlotte	2
Portland, Unknown	2
Pompano Beach, Osceola	2
Port Saint Lucie, Palm Beach	2

COVID-19: characteristics of 2,065,122 Florida resident cases

Data through Apr 7, 2021 verified as of Apr 8, 2021 at 09:25 AM

Data in this report are provisional and subject to change.

The table below includes the cities and counties of residence for cases in Florida residents based on the patient's ZIP Code. Note that city is not always received as part of the initial notification and may be missing while the case is being investigated.

City and county	Cases
Port St. Lucie, St. Lucie	2
Port Charlotte, Lee	2
Port Canaveral, Brevard	2
Panama City, Unknown	2
Palm Springs North, Dade	2
Pembroke Pines, Dade	2
Phoenix, Lake	2
Saint Marys, Nassau	2
Saint Lucie Village, St. Lucie	2
Saint Teresa, Wakulla	2
Sebring, Desoto	2
Seguin, Unknown	2
Sand Lake, Orange	2
Sarasota, Unknown	2
Provo, Broward	2
Redland, Dade	2
Red Bay, Holmes	2
Roseville, Broward	1
Roswell, Bay	1
Roseland, Palm Beach	1
Rosemary Beach, Bay	1
Rivera Beach, Palm Beach	1
Riverview, Manatee	1
Riverview, Pinellas	1
Roayl Palm Beach, Palm Beach	1
Rochelle, Volusia	1
Rochester, Broward	1
Rochester, Lee	1
Saint Augustine, Flagler	1
Saint Augustine, Okaloosa	1
Saint Augustine, Broward	1
Saint Charles, Orange	1
Saint Cloud, Lee	1
Saint Cloud, Orange	1
Ruskin, Dade	1
Sagamore Beach, Charlotte	1
Ruskin, Manatee	1
Russellville, Bay	1
Russellville, Hillsborough	1
Rye, Duval	1
Rye, Palm Beach	1
Republic, Monroe	1
Ridge Manor, Hernando	1
Ridgewood, Broward	1
Ridgewood, Lee	1
Rileyville, Flagler	1
Rio Dell, Volusia	1
Quincy, Jackson	1
Raiford, Bradford	1
Rex, Duval	1
Richmond Heights, Dade	1
Richmond, Palm Beach	1
Putnam, Putnam	1
Randolph, Orange	1
Rapid City, Broward	1
Puerto Rico, Unknown	1
Provincetown, Collier	1
Punta Gorda, Sarasota	1
Punta Gorda, Unknown	1

COVID-19: characteristics of 2,065,122 Florida resident cases

Data through Apr 7, 2021 verified as of Apr 8, 2021 at 09:25 AM

Data in this report are provisional and subject to change.

The table below includes the cities and counties of residence for cases in Florida residents based on the patient's ZIP Code. Note that city is not always received as part of the initial notification and may be missing while the case is being investigated.

City and county	Cases
Sarasota, Flagler	1
Sanford, Unknown	1
Sanford, Volusia	1
San Pedro Sula, Dade	1
Sandford, Seminole	1
Sandy, Duval	1
Sandyport, Dade	1
Sanford, Palm Beach	1
Seminole, Lee	1
Seminole, Leon	1
Sebastian, Lake	1
Saxis, Lee	1
Schenectady, Polk	1
Scottsdale, Brevard	1
Scottsdale, Palm Beach	1
San Antonio, Sarasota	1
San Antonio, Unknown	1
San Juan, Osceola	1
San Marcos, Unknown	1
San Diego, Unknown	1
Saint Petersburg, Manatee	1
Saint Petersburg, St. Lucie	1
San Antonio, Dade	1
San Antonio, Orange	1
Saint Petersburg, Bay	1
Saint Petersburg, Charlotte	1
Saint Petersburg, Dade	1
Saint Petersburg, Duval	1
Saint Cloud, Palm Beach	1
Saint Cloud, Unknown	1
Saint Johns, Orange	1
Saint Johns, Unknown	1
Saint Joseph, Volusia	1
Piasa, Putnam	1
Perry, Leon	1
Perth Amboy, Hillsborough	1
Perth Amboy, Monroe	1
Petersburg, Manatee	1
Pensacola, Sumter	1
Peoria, Unknown	1
Pensacola Naval Hospital, Escambia	1
Pensacola, Dade	1
Pembroke Pines, Orange	1
Pass-A-Grille Beach, Pinellas	1
Parrish, Sarasota	1
Parma, Manatee	1
Palm Coast, Polk	1
Palm Coast, Unknown	1
Palm City, Unknown	1
Palm Coast, Duval	1
Palatka, Marion	1
Palm Beach Gardens, Unknown	1
Panama City, Walton	1
Panomo City, Bay	1
Parker, Dade	1
Parker, Leon	1
Palmetto Bay, Palm Beach	1
Palmetto, Pasco	1
Port Charlotte FL, Unknown	1

COVID-19: characteristics of 2,065,122 Florida resident cases

Data through Apr 7, 2021 verified as of Apr 8, 2021 at 09:25 AM

Data in this report are provisional and subject to change.

The table below includes the cities and counties of residence for cases in Florida residents based on the patient's ZIP Code. Note that city is not always received as part of the initial notification and may be missing while the case is being investigated.

City and county	Cases
Pooler, Broward	1
Port Everglades, Broward	1
Port Orange , Volusia	1
Port Orange, Brevard	1
Port Orange, Unknown	1
Port Saint Lucie, Indian River	1
Port Saint Lucie, Marion	1
Port St. Lucie, Unknown	1
Porter Ranch, Dade	1
Port St Luice, Unknown	1
Port Saint Lucie, Orange	1
Potomac, Palm Beach	1
Pound Ridge, Leon	1
Powell, Lee	1
Prattville, Hillsborough	1
Prestonsburg, Bay	1
Princeton, Alachua	1
Pittsburgh, Alachua	1
Plant City, Hendry	1
Plant City, Pinellas	1
Plant City, Unknown	1
Plantation, Leon	1
Plantation, Orange	1
Plantation, Unknown	1
Plymouth, Pasco	1
Pompano Beach, Alachua	1
Pompano Beach, Martin	1
Ponce, Orange	1
Ponte Vedra Beach, Orange	1
Orlando, Citrus	1
Orlando, Collier	1
Orlando, Columbia	1
Orlando, Hernando	1
Orlando, Highlands	1
Orlando, Lee	1
Orlando, Indian River	1
Orlando, Jackson	1
Orem, Sarasota	1
Orem, Unknown	1
Orem, Broward	1
Orem, Dade	1
Orem, Nassau	1
Orange Park , Duval	1
Opa Locka, Polk	1
Opa Locka, Unknown	1
Opalocka, Dade	1
Orlando, Sarasota	1
Orlando, Union	1
Orlando, St. Johns	1
Ormond Beach, Unknown	1
Orlando, Walton	1
Pace, Escambia	1
Oxford, Palm Beach	1
Painted Post, Pasco	1
Pacifica, Dade	1
Paducah, Manatee	1
Ovido, Seminole	1
Oviedo, Brevard	1
Oviedo, Lake	1

COVID-19: characteristics of 2,065,122 Florida resident cases

Data through Apr 7, 2021 verified as of Apr 8, 2021 at 09:25 AM

Data in this report are provisional and subject to change.

The table below includes the cities and counties of residence for cases in Florida residents based on the patient's ZIP Code. Note that city is not always received as part of the initial notification and may be missing while the case is being investigated.

City and county	Cases
Oviedo, Leon	1
Oviedo, Orange	1
Other, Dade	1
Oakland, Lee	1
Oakland, Leon	1
Ocala, Alachua	1
Ocala, Citrus	1
Ocala, Duval	1
Ocala, Indian River	1
Ocean City, Broward	1
North Pole, Seminole	1
North Port, Charlotte	1
North Port, Lee	1
Northport, Sarasota	1
Northville, Broward	1
Notrealville, Polk	1
North Palm Beach, Orange	1
North Porte, Unknown	1
Okeechobee, Broward	1
Ocoee, Broward	1
Ocoee, Osceola	1
Ocoee, Polk	1
Ocoee, Unknown	1
Odessa, Dade	1
Olando, Orange	1
Old Town, Alachua	1
Old Town, Gilchrist	1
Oldsmar, Hillsborough	1
Okeechobee, St. Lucie	1
Okeechobee, Unknown	1
Okeechobi, Unknown	1
Oooooo, Unknown	1
Opa Locka, Broward	1
Ona, Manatee	1
Omaha, Palm Beach	1
Oldsrav, Manatee	1
Olean, Alachua	1
North Brunswick, St. Lucie	1
North Canton, Palm Beach	1
North Grafton, Dade	1
North Laud, Unknown	1
North Lauderdale, Unknown	1
North Little Rock, Palm Beach	1
North Adams, Manatee	1
Newberry, Levy	1
Newberry, Marion	1
Newburgh, Bay	1
Newport Beach, Palm Beach	1
Newtown, Lake	1
New Port Richey, Pinellas	1
New Port Richey, Unknown	1
New Richmond, Volusia	1
New Vernon, Palm Beach	1
New Vernon, Sarasota	1
New York, Broward	1
Newark, Broward	1
Newark, Unknown	1
Newaygo, Charlotte	1
Moore Haven, Okeechobee	1

COVID-19: characteristics of 2,065,122 Florida resident cases

Data through Apr 7, 2021 verified as of Apr 8, 2021 at 09:25 AM

Data in this report are provisional and subject to change.

The table below includes the cities and counties of residence for cases in Florida residents based on the patient's ZIP Code. Note that city is not always received as part of the initial notification and may be missing while the case is being investigated.

City and county	Cases
Morrisville, Palm Beach	1
Morrisville, Unknown	1
Mumford, Manatee	1
Myakka City, Sarasota	1
Myakka, Duval	1
Myrtle Beach, Broward	1
N/A, Duval	1
New Canaan, Dade	1
New Middletown, Hillsborough	1
New Orleans, Palm Beach	1
Na, Dade	1
Nantucket, Palm Beach	1
Naples, Alachua	1
Nashville, Palm Beach	1
Naugatuck, Lee	1
Navarre, Dade	1
Minneapolis, Broward	1
Missing, Baker	1
Missing, Levy	1
Missing, Franklin	1
Missing, Gilchrist	1
Missing, Hamilton	1
Mokena, Lee	1
Missing, Wakulla	1
Monroe Township, Palm Beach	1
Monroe, Hillsborough	1
Monroe, Lee	1
Monterey, Broward	1
Missing, Okeechobee	1
Summerdale, Escambia	1
Suitland, Volusia	1
Sullivans Island, Dade	1
Stockbridge, Leon	1
Stone Mountain, Palm Beach	1
Stratford, Broward	1
Steinhatchee, Madison	1
Stiamk, Dade	1
Southampton, Palm Beach	1
Starke, Clay	1
Steinhatchee, Alachua	1
Spring Hill , Hernando	1
Spring Hill, Dade	1
Spring Park, Alachua	1
Springhill, Unknown	1
St Cloud, Orange	1
St Helena Is, Dade	1
St Peterburg, Orange	1
Sevierville, Dade	1
Sebring, Lee	1
Seffenner, Hillsborough	1
Shelton, Manatee	1
Shirley, Flagler	1
Shalimar, Unknown	1
Shannon, Collier	1
South Otsellic, Dade	1
South Burlington, Orange	1
Soddy Daisy, Broward	1
Sodus, Charlotte	1
Soldotna, Broward	1

COVID-19: characteristics of 2,065,122 Florida resident cases

Data through Apr 7, 2021 verified as of Apr 8, 2021 at 09:25 AM

Data in this report are provisional and subject to change.

The table below includes the cities and counties of residence for cases in Florida residents based on the patient's ZIP Code. Note that city is not always received as part of the initial notification and may be missing while the case is being investigated.

City and county	Cases
Sunrtise, Dade	1
Surfside Beach, Orange	1
Surprise, Unknown	1
Sunbright, Palm Beach	1
Sun City Center, Lee	1
Sun City Center, Hardee	1
Sumter Ville, Unknown	1
Sweetwater, Manatee	1
Syracuse, Polk	1
Syracuse, Unknown	1
Tallahassee, Dade	1
Tallahassee, Duval	1
Tallahassee, Escambia	1
Tallahassee, Madison	1
Tallahassee, Unknown	1
Tampa, Duval	1
Tampa, Escambia	1
Tewksbury, Orange	1
Temple Terrace, Pasco	1
Temple, Palm Beach	1
Telluride, Lee	1
Tavares, Marion	1
Tavares, Orange	1
Tavares, Unknown	1
Tamarac, Dade	1
Tampa, Lee	1
Tampa, Manatee	1
Tampa, Palm Beach	1
Tangerine, Seminole	1
Tampa, Unknown	1
Tampa, Volusia	1
Tangerine, Lake	1
Waverly, Duval	1
Waukesha, Volusia	1
Wekiva Springs, Orange	1
Webster, Pasco	1
Wayne, Dade	1
Village Of Palm Springs, Palm Beach	1
Wabasha, Clay	1
Virginia Beach, Alachua	1
Virginia Beach, Hernando	1
Waco, Broward	1
Waipahu, Santa Rosa	1
Wakefield, Broward	1
Ward, Polk	1
Washington, Broward	1
Washington, Unknown	1
Watersound, Bay	1
West Yarmouth, St. Lucie	1
Westbrook, Dade	1
West Simsbury, Collier	1
Weston, Unknown	1
Westerville, Hillsborough	1
Westlake Village, Unknown	1
West Miami, Unknown	1
West Hollywood, Broward	1
West Lafayette, Desoto	1
West Aplm Beach, Palm Beach	1
Wellborn, Columbia	1

COVID-19: characteristics of 2,065,122 Florida resident cases

Data through Apr 7, 2021 verified as of Apr 8, 2021 at 09:25 AM

Data in this report are provisional and subject to change.

The table below includes the cities and counties of residence for cases in Florida residents based on the patient's ZIP Code. Note that city is not always received as part of the initial notification and may be missing while the case is being investigated.

City and county	Cases
Wells, Polk	1
Wesley Chapel, Alachua	1
University Of Central Fl, Dade	1
University Of Central Fl, Pasco	1
Union City, Bradford	1
Umatilla, Alachua	1
Unknown, Unknown	1
Town Of Nocatee, St. Johns	1
Trenton, Dixie	1
Troy, Manatee	1
Tulsa, Orange	1
Twentynine Palms, Broward	1
Tiffin, Highlands	1
Tinley Park, Lee	1
Tinley Park, Manatee	1
Toms River, Dade	1
Toms River, Lee	1
Topsham, Manatee	1
Tourist, Dade	1
University Of Central Florida, Hillsborough	1
University Of Central Florida, Lee	1
University Of Central Florida, Monroe	1
Unknown, Duval	1
Upland, Manatee	1
Unk, Duval	1
Unkn, Duval	1
Venice, Unknown	1
Ventura, Orange	1
Valrico, Polk	1
Venetian Islands, Dade	1
Venezuela, Unknown	1
Vernon, Unknown	1
Vernon, Walton	1
Zolfo Springs, Polk	1
Zephyrhills, Hillsborough	1
Yulee, St. Johns	1
Youngstown, Calhoun	1
Youngstown, Washington	1
Yukon, Broward	1
Yulee, Duval	1
Winter Garden, Osceola	1
Winter Garden, Pinellas	1
Winter Park, Alachua	1
Winter Park, Brevard	1
Winter Park, Broward	1
Winter Park, Duval	1
Winter Park, Lake	1
Windermere, Leon	1
Windermere, Alachua	1
Winter Garden, Unknown	1
Winter Haven, Leon	1
Winter Haven, Osceola	1
Winter Springs, Polk	1
Wtixrat, Dade	1
Xifamk, Dade	1
Worcester, Palm Beach	1
Winter Park, Unknown	1
Winter Park, Osceola	1
Winter Park, Palm Beach	1

COVID-19: characteristics of 2,065,122 Florida resident cases

Data through Apr 7, 2021 verified as of Apr 8, 2021 at 09:25 AM

Data in this report are provisional and subject to change.

The table below includes the cities and counties of residence for cases in Florida residents based on the patient's ZIP Code. Note that city is not always received as part of the initial notification and may be missing while the case is being investigated.

City and county	Cases
Winter, Pinellas	1
Wood River, Polk	1
Woodbine, Nassau	1
Woodland Hills, Brevard	1
Willington, Lee	1
White Plains, Broward	1
Wildwood, Lee	1
Wheaton, Lee	1
Whippany, Volusia	1
Whites Creek, Leon	1
Wichita, Volusia	1
Wilbur By The Sea, Volusia	1
Winder Garden, Orange	1
Wilton Manors, Dade	1
Willowbrook, Lee	1
Wilmington, Broward	1
Wilmington, Charlotte	1
Wilmington, Pasco	1
Windermere, Osceola	1
Windermere, Polk	1
Windermere, Seminole	1
Windermere, Volusia	1
Winfield, Hillsborough	1
Winnetka, Dade	1
Winston Salem, Unknown	1
Winter Garden, Broward	1
Winter Garden, Duval	1
Winter Garden, Hillsborough	1
Deerfield, Dade	1
Deerfield Beach, Polk	1
Deer Park, Dade	1
Deland, Polk	1
Deland, Seminole	1
Deland, St. Lucie	1
Delrey Beach, Palm Beach	1
Deltona, Orange	1
Deltona, Seminole	1
Dayton, Lake	1
Dayton, Orange	1
Davie, Unknown	1
Daytona Beach, Orange	1
Daytona Beach, Pinellas	1
De Leon Springs, Putnam	1
Dearborn Heights, Hillsborough	1
Dearborn, Broward	1
Dearborn, Lee	1
Dalecity, Okaloosa	1
Dallas, Hernando	1
Dallas, Lee	1
Dania, Unknown	1
Daniel Island, Bay	1
Darien, Pasco	1
Davenport, Lake	1
Davenport, Orange	1
Cypress, Leon	1
Dade City, Hillsborough	1
Dade City, Polk	1
Crestview, Unknown	1
Cumberland, Palm Beach	1

COVID-19: characteristics of 2,065,122 Florida resident cases

Data through Apr 7, 2021 verified as of Apr 8, 2021 at 09:25 AM

Data in this report are provisional and subject to change.

The table below includes the cities and counties of residence for cases in Florida residents based on the patient's ZIP Code. Note that city is not always received as part of the initial notification and may be missing while the case is being investigated.

City and county	Cases
Crossings, Unknown	1
Crystal River, Marion	1
Crystal River, Unknown	1
Crescent City, Marion	1
Crestview, Broward	1
Crestview, Dade	1
Crestview, Holmes	1
Cornelius, Leon	1
Coral Springs, Unknown	1
Coventry, Broward	1
Crawfordville, Alachua	1
Conifer, Lee	1
Connellsville, Highlands	1
Conway, Leon	1
Cookeville, Seminole	1
Coral Gables, Unknown	1
College Station, Lake	1
Colorado Springs, Unknown	1
Columbia, Orange	1
Columbus, Brevard	1
Columbus, Dade	1
Commerce Township, Manatee	1
Coconut Ck, Unknown	1
Coal City, Pasco	1
Clear Brook, Lee	1
Clearwater, Highlands	1
Clearwater, Hillsborough	1
Clearwater, Leon	1
Clermont, Seminole	1
Clermont, Unknown	1
Clermont, Volusia	1
Clewiston, Glades	1
Clarksboro, Lee	1
Eatonville, Seminole	1
East Setauket, Palm Beach	1
Eastpoint, Leon	1
El Dorado, Palm Beach	1
Edgewood, Broward	1
El Paso, Unknown	1
Elbow Lake, Palm Beach	1
Elkton, Putnam	1
Eureka, Flagler	1
Erie, Monroe	1
Estero, Collier	1
East Palatka, Hillsborough	1
East Hampton, Palm Beach	1
Dunedin, Unknown	1
Dunellen, Dade	1
Dorchester, Orange	1
Dona Vista, Lake	1
Doral, Broward	1
Downers Grove, St. Lucie	1
Downingtown, Broward	1
Downingtown, Hillsborough	1
Dpo, Santa Rosa	1
Diamond, Highlands	1
Destin, Unknown	1
Denton, Broward	1
Destin, Bay	1

COVID-19: characteristics of 2,065,122 Florida resident cases

Data through Apr 7, 2021 verified as of Apr 8, 2021 at 09:25 AM

Data in this report are provisional and subject to change.

The table below includes the cities and counties of residence for cases in Florida residents based on the patient's ZIP Code. Note that city is not always received as part of the initial notification and may be missing while the case is being investigated.

City and county	Cases
Florida City, Unknown	1
Forestville, Volusia	1
Fort Denaud, Glades	1
Foley, Escambia	1
Fort Myers, Lake	1
Fort Myers, Manatee	1
Fort Myers, Sarasota	1
Fort Myers, Alachua	1
Fort Myers, Broward	1
Fort Meyers, Lee	1
Fort Lauderdale, Collier	1
Fort Lauderdale, Lee	1
Fort Lauderdale, Leon	1
Floral, Escambia	1
Floral, Okaloosa	1
Flora, Lee	1
Fleming Island, Duval	1
Fl State Lot, Leon	1
Flagler Beach, Volusia	1
Felton, Manatee	1
Fairless Hills, Broward	1
Felda, Palm Beach	1
Fellsmere, Brevard	1
Export, Palm Beach	1
Evansville, Citrus	1
Everett, Dade	1
Fanning Springs, Levy	1
Fargo, Unknown	1
Fdsf, Unknown	1
Burkeville, Brevard	1
Buffalo, Palm Beach	1
Bryn Mawr, Collier	1
Bryn Mawr, Palm Beach	1
Canfield, Duval	1
Canton, Duval	1
Cambridge, Broward	1
Camden Wyoming, Duval	1
Carmel, Orange	1
Caracas, Dade	1
Carteret, Polk	1
Cartersville, Unknown	1
Cape Coral, Unknown	1
Cantonment, Santa Rosa	1
Cincinnati, Dade	1
Choctaw Beach, Unknown	1
Chipley, Holmes	1
Chicago, Unknown	1
Charlotte, Alachua	1
Charlotte, Pasco	1
Chattanooga, Dade	1
Chesterfield, Broward	1
Chicago, Broward	1
Castleberry, Escambia	1
Carol Stream, Orange	1
Cedar Springs, Hernando	1
Celebration, Orange	1
Celebration, Palm Beach	1
Bonifay, Unknown	1
Boca Raton, Unknown	1

COVID-19: characteristics of 2,065,122 Florida resident cases

Data through Apr 7, 2021 verified as of Apr 8, 2021 at 09:25 AM

Data in this report are provisional and subject to change.

The table below includes the cities and counties of residence for cases in Florida residents based on the patient's ZIP Code. Note that city is not always received as part of the initial notification and may be missing while the case is being investigated.

City and county	Cases
Boca Raton,, Palm Beach	1
Boca Rotan, Unknown	1
Bocaraten, Palm Beach	1
Bogota, Orange	1
Bogota, Unknown	1
Bohealia, Lee	1
Bradenton, Clay	1
Bradenton, Dade	1
Bradenton, Lee	1
Bonnie, St. Johns	1
Boston, Broward	1
Boston, Dade	1
Bonita, Lee	1
Bonnie, Broward	1
Brooker, Alachua	1
Brownsville, Escambia	1
Brunswick, Polk	1
Bryant, Alachua	1
Bryant, Palm Beach	1
Bryceville, Duval	1
Brooklyn, Dade	1
Brooklyn, Lee	1
Brooksville, Columbia	1
Bronx, Broward	1
Bronx, Palm Beach	1
Bronson, Alachua	1
Bradenton, Osceola	1
Brandon, Pinellas	1
Bridgeport, Dade	1
Brewster, Palm Beach	1
Brewster, Volusia	1
Blowing Rock, Polk	1
Boca Raton, Dade	1
Boca Raton, Lee	1
Boca Raton, Madison	1
Belmont, Santa Rosa	1
Black, Holmes	1
Blountstown, Broward	1
Big Torch Key, Monroe	1
Biscayne Park, Broward	1
Bear Grass, Palm Beach	1
Bel Air, Collier	1
Belleair Bluffs, Unknown	1
Belleair, Hillsborough	1
Belleville, Palm Beach	1
Aventura, Osceola	1
Aventura, Unknown	1
Aurburndale, Polk	1
Austin, Dade	1
Autaugaville, Broward	1
Avon, Manatee	1
Azalea Park, Osceola	1
Azalea Park, Sarasota	1
Battle Creek, Manatee	1
Bartow, Hardee	1
Bartow, Unknown	1
Barefoot Beach, Lee	1
Baker, Santa Rosa	1
Bal Harbour, Broward	1

COVID-19: characteristics of 2,065,122 Florida resident cases

Data through Apr 7, 2021 verified as of Apr 8, 2021 at 09:25 AM

Data in this report are provisional and subject to change.

The table below includes the cities and counties of residence for cases in Florida residents based on the patient's ZIP Code. Note that city is not always received as part of the initial notification and may be missing while the case is being investigated.

City and county	Cases
Amelia Village, Nassau	1
Anaheim, Unknown	1
Andalusia, Escambia	1
Alva, Collier	1
Alva, Escambia	1
Altoona, Marion	1
Alpharetta, Alachua	1
Alpharetta, Broward	1
Altamonte, Orange	1
333, Unknown	1
8852 Teacher Ln, Pasco	1
99, Unknown	1
Acworth, Okaloosa	1
Addison, Pasco	1
Alachua, Suwannee	1
Alafaya, Broward	1
Allentown, Putnam	1
O, Manatee	1
Alafaya, Pinellas	1
Alanson, Bay	1
Athens, Duval	1
Atl, Brevard	1
Atlanta, Broward	1
Atlanta, Walton	1
Atmore, Escambia	1
Attalla, Broward	1
Auburn, Palm Beach	1
Armstrong, St. Johns	1
Asheville, Highlands	1
Aspen, Palm Beach	1
Argyle, Walton	1
Astoria, Broward	1
Apopka, Volusia	1
Apple Creek, Citrus	1
Arabi, Orange	1
Arcadia, Charlotte	1
Aollywoss, Dade	1
Arcadia, Highlands	1
Apopka, Citrus	1
Apopka, Clay	1
Apopka, Flagler	1
Apopka, Hillsborough	1
Apalachicola, Leon	1
Apo, Collier	1
Apo, Pasco	1
Goodrich, Charlotte	1
Gotcha, Orange	1
Granada Hills, Broward	1
Grassy Key, Monroe	1
Great Neck, Dade	1
Ft Pierce, Unknown	1
Fwb, Unknown	1
Gibsonton, Unknown	1
Gilmer, Dade	1
Glen Cove, Unknown	1
Glen Saint Mary, Duval	1
Golf, Palm Beach	1
Golden Oak, Hillsborough	1
Fort White, Clay	1

COVID-19: characteristics of 2,065,122 Florida resident cases

Data through Apr 7, 2021 verified as of Apr 8, 2021 at 09:25 AM

Data in this report are provisional and subject to change.

The table below includes the cities and counties of residence for cases in Florida residents based on the patient's ZIP Code. Note that city is not always received as part of the initial notification and may be missing while the case is being investigated.

City and county	Cases
Fort Worth, Broward	1
Fortlauderdale, Unknown	1
Fortwalton Beach, Okaloosa	1
Fort Pierce, Palm Beach	1
Fort Myers-, Lee	1
Fort Pierce, Unknown	1
Franklin, Orange	1
Fresno, Pasco	1
Frostproof, Highlands	1
Fruitland Park, Sumter	1
Gainesville, Baker	1
Gainesville, Duval	1
Gainesville, Levy	1
Gainesville, Marion	1
Gainesville, Okaloosa	1
Gainesville, Palm Beach	1
Gainesville, Santa Rosa	1
Gainesville, Unknown	1
Garden City, Alachua	1
Garland, Orange	1
Gastonia, Polk	1
Gaylord, Orange	1
Hialeahgardens, Dade	1
Hialeah, Collier	1
Hickory, Lee	1
Hilliard, Dade	1
Helen, Bay	1
Hernando, Marion	1
Herrin, Orange	1
Harpers Ferry, Palm Beach	1
Harrison, Pinellas	1
Havana, Leon	1
Havanna, Gadsden	1
Haverford, Hillsborough	1
Hallandale, Unknown	1
Hallandate Ben, Unknown	1
Gulf Shores, Escambia	1
Gwynn Oak, Polk	1
Hailandale, Unknown	1
Haines City, Osceola	1
Green, Clay	1
Greenbrier, Bay	1
Greensboro, Leon	1
Greensburg, Orange	1
Greensburg, Palm Beach	1
Greenville, Monroe	1
Groveland, Orange	1
Guilford, Dade	1
Homosassa, Hernando	1
Hoosick Falls, Broward	1
Homestead, Monroe	1
Homeless, Monroe	1
Homeless, Pinellas	1
Homeless, Polk	1
Homer, Escambia	1
Holt, Unknown	1
Homeless, Dade	1
Hollywood, Leon	1
Holly Ridge, Orange	1

COVID-19: characteristics of 2,065,122 Florida resident cases

Data through Apr 7, 2021 verified as of Apr 8, 2021 at 09:25 AM

Data in this report are provisional and subject to change.

The table below includes the cities and counties of residence for cases in Florida residents based on the patient's ZIP Code. Note that city is not always received as part of the initial notification and may be missing while the case is being investigated.

City and county	Cases
Holiday, Pinellas	1
Hiram, Leon	1
Hilliard, Unknown	1
Hoclywsod, Dade	1
Immokalee, Walton	1
Indian Rock Beach, Palm Beach	1
Hudson, Pinellas	1
Humble, Broward	1
Hudson, Hernando	1
Howell, Dade	1
Indian Rocks Beach, Duval	1
Indianapolis, Lee	1
Indiantown, Palm Beach	1
Inglewood, Sarasota	1
Intrcsion Cty, Osceola	1
Interlachen, Duval	1
Jupiter Inlet, Palm Beach	1
Jonesboro, Leon	1
Kechi, Orange	1
Jupiter, Pinellas	1
Jupiter, St. Lucie	1
Jupiter, Unknown	1
Jzx, Unknown	1
Kansas City, Palm Beach	1
Kingsland, Duval	1
Kingsland, Nassau	1
Kilgore, Dade	1
Killarney, Orange	1
Key West, Palm Beach	1
Keys West, Unknown	1
Key West, Duval	1
Kenilworth, Leon	1
Jersey City, Polk	1
Jerusalem, St. Johns	1
Johns Island, Wakulla	1
Jamaica, Broward	1
Jefferson, Dade	1
Jeffersonville, Broward	1
Jacksonville, Baker	1
Jacksonville, Manatee	1
Jacksonville, Marion	1
Jacksonville, Nassau	1
Jacksonville, Orange	1
Jacksonville, Palm Beach	1
Inwood, Broward	1
Irmo, Unknown	1
Irvine, Marion	1
Istachatta, Hernando	1
Inverness, Marion	1
Longwood, Volusia	1
Longwood, Broward	1
Longwood, Orange	1
Los Angeles, Orange	1
Los Angeles, Palm Beach	1
Los Angeles, Polk	1
Los Angeles Ca, Unknown	1
Little Neck, Lee	1
Loganville, Orange	1
Littleton, Dade	1

COVID-19: characteristics of 2,065,122 Florida resident cases

Data through Apr 7, 2021 verified as of Apr 8, 2021 at 09:25 AM

Data in this report are provisional and subject to change.

The table below includes the cities and counties of residence for cases in Florida residents based on the patient's ZIP Code. Note that city is not always received as part of the initial notification and may be missing while the case is being investigated.

City and county	Cases
Littleton, St. Johns	1
Live Oak, Columbia	1
Lima, Manatee	1
Lima, Volusia	1
Lincoln, St. Lucie	1
Litchfield Park, Monroe	1
Lehigh Cares, Lee	1
Lemoyne, Manatee	1
Levittown, Palm Beach	1
Lewisburg, Pasco	1
Ldhl, Broward	1
Leesburg, Marion	1
Leesburg, Seminole	1
Lehigh Acres, Dade	1
Lawton, Okaloosa	1
Lawrence Township, Palm Beach	1
Lauderdale Hill, Unknown	1
Largo, Unknown	1
Las Vegas, Orange	1
Las Vegas, Palm Beach	1
Lakeland, Palm Beach	1
Lakeland, Pasco	1
Lakewood, Unknown	1
Lapeer, Manatee	1
Land O Lakes, Unknown	1
Lander, Citrus	1
Lansdale, Lake	1
Lake Placid, Alachua	1
Lake Worth, Unknown	1
Lake Worth Beach, Broward	1
Knoxville, Bay	1
Knoxville, Duval	1
Knoxville, Escambia	1
Kure Beach, Monroe	1
Kissimmee, Brevard	1
La Grange, Dade	1
Lake Forest, Collier	1
Lake In The Hills, Broward	1
Lake In The Hills, Columbia	1
Lake Mary, Lake	1
Lake City, Hamilton	1
Lake City, Volusia	1
Lake Butler, Alachua	1
Mary Esther, Unknown	1
Marshall, Dade	1
Marshall, Palm Beach	1
Mary Esther, Hillsborough	1
Mayaguez, Dade	1
Mattoon, Lee	1
Matawan, Palm Beach	1
Matlacha Island, Lee	1
Margate, Dade	1
Marianna, Calhoun	1
Marianna, Leon	1
Marianna, Washington	1
Mantua, Broward	1
Los Angeles, Hardee	1
Lucedale, St. Lucie	1
Macclenny, Dixie	1

COVID-19: characteristics of 2,065,122 Florida resident cases

Data through Apr 7, 2021 verified as of Apr 8, 2021 at 09:25 AM

Data in this report are provisional and subject to change.

The table below includes the cities and counties of residence for cases in Florida residents based on the patient's ZIP Code. Note that city is not always received as part of the initial notification and may be missing while the case is being investigated.

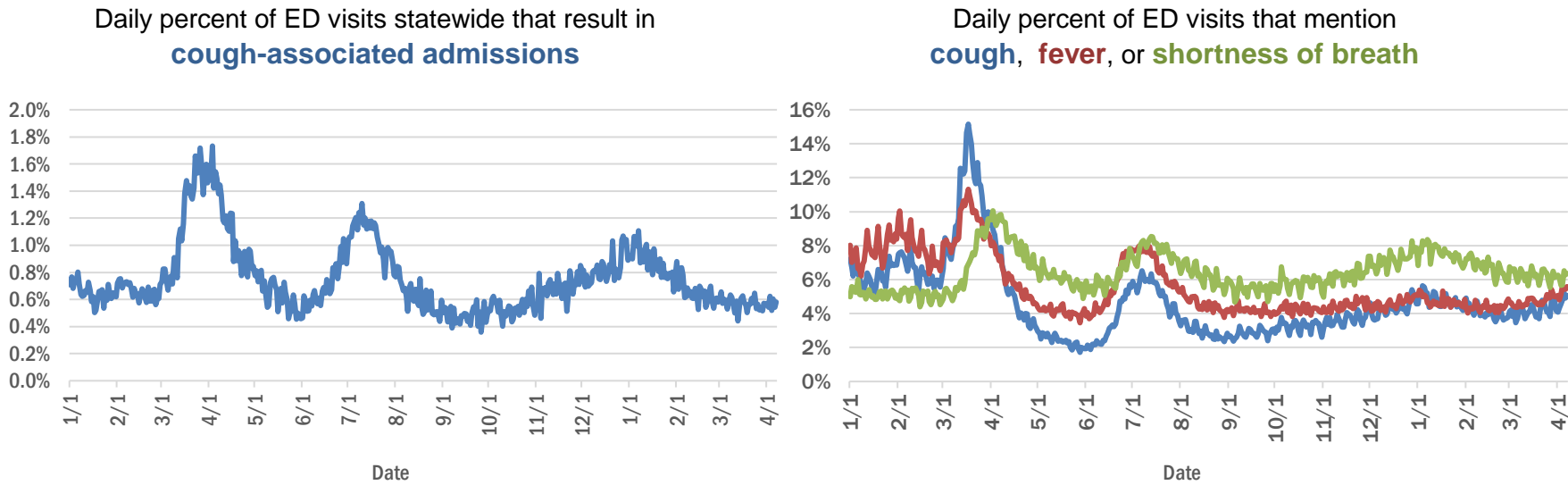
City and county	Cases
Macclenny, Duval	1
Macdill Air Force Base, Hillsborough	1
Maitland, Palm Beach	1
Maitland, Unknown	1
Magnolia Square, Osceola	1
Maitland, Alachua	1
Maitland, Collier	1
Lyndhurst, Broward	1
Madison, Jefferson	1
Metter, Manatee	1
Merrick, Palm Beach	1
Miamc, Dade	1
Miamf, Dade	1
Miami Beach, Broward	1
Miami Dade, Unknown	1
Miami G, Dade	1
Miami Garden, Unknown	1
Miami Granders, Dade	1
Miami Beach, Palm Beach	1
Melbourne, Dade	1
Melbourne, Orange	1
Melbourne, Volusia	1
Mckinney, Broward	1
Medford, Palm Beach	1
Miamiardens, Unknown	1
Miamii, Dade	1
Miamksaohes, Dade	1
Milford, Bay	1
Milford, Lee	1
Milford, Palm Beach	1
Milford, Polk	1
Milford, Unknown	1
Middleburg, Duval	1
Middleburg, Unknown	1
Middlesburg, Duval	1
Middletown, Osceola	1
Midland, Osceola	1
Miami, Hillsborough	1
Miami, Manatee	1
Miami, Osceola	1
Miami, St. Lucie	1
Miami Lakes, Unknown	1
Miami, Charlotte	1
Miami, Collier	1
Total	2,065,122

COVID-19: additional surveillance information

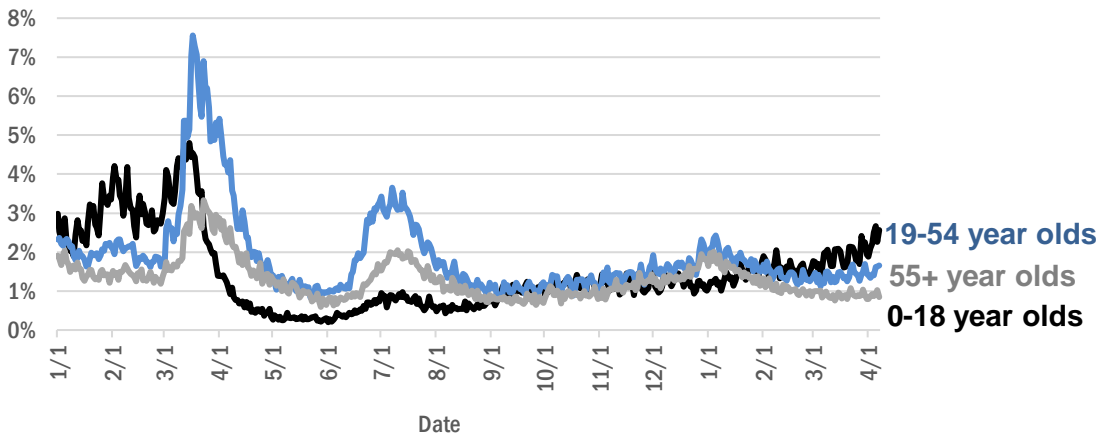
Data through Apr 7, 2021 verified as of Apr 8, 2021 at 09:25 AM

Data in this report are provisional and subject to change.

Statewide emergency department (ED) chief complaint and admission data



Daily percent of ED visits statewide that mention cough by age group



The Electronic Surveillance System for the Early Notification of Community-Based Epidemics (ESSENCE-FL) includes chief complaint data from 211 of 211 Florida EDs. Data are transmitted electronically to ESSENCE-FL daily or hourly.

COVID-19: testing by laboratory

Data through Apr 7, 2021 verified as of Apr 8, 2021 at 09:25 AM

Data in this report are provisional and subject to change.

The numbers in the table below represent the number of Florida and non-Florida residents for whom test results were received by the Department of Health. A person can be tested by more than one laboratory and can have both positive and negative results. **Therefore, the sum of the numbers in each column will be larger than the total number of people tested.**

Reporting lab	Inconclusive	Negative	Positive	Percent positive	Total
CURATIVE LABS	15,393	1,673,468	258,410	13%	1,947,271
LABORATORY CORPORATION OF AMERICA	2,596	1,652,836	224,777	12%	1,880,209
QUEST DIAGNOSTICS	12,010	1,393,331	204,729	13%	1,610,070
BIO REFERENCE LABORATORIES, INC	7,568	954,892	183,922	16%	1,146,382
HELIX	9,480	690,773	120,878	15%	821,131
REALTOX LABS LLC	6,691	610,703	100,348	14%	717,742
NOMI_HEALTH	3,174	505,277	69,779	12%	578,230
RCA LABORATORY SERVICES, LLC/GENETWORX		448,255	49,213	10%	497,468
GENETWORX	661	390,598	32,987	8%	424,246
CDR MAGUIRE - HEALTH CARE CENTER		338,622	51,560	13%	390,182
PALM BEACH BALLPARK		301,644	32,360	10%	334,004
PWNHEALTH	1,867	258,672	34,988	12%	295,527
IMPACT HEALTH BIOMETRIC TESTING, INC	1,045	227,811	27,301	11%	256,157
EAST FLORIDA STATE COLLEGE - BREVARD ☐		212,886	26,986	11%	239,872
BPHL-JACKSONVILLE	18	194,669	33,454	15%	228,141
ADVENTHEALTH LAB	99	175,728	22,496	11%	198,323
NOMI HEALTH LAB SERVICES		172,678	19,959	10%	192,637
FULGENT DIAGNOSTICS LABORATORY	3,767	169,542	19,319	10%	192,628
BPHL-MIAMI	225	153,879	25,851	14%	179,955
MAKO GENOMICS	8,066	143,991	26,454	15%	178,511
CB SMITH PARK		150,114	18,792	11%	168,906
MAYO CLINIC LABORATORIES	338	141,832	17,649	11%	159,819
BAYCARE LABORATORIES LLC	624	140,522	12,013	8%	153,159
ELABNETWORK	1,059	138,930	11,898	8%	151,887
MEMORIAL REGIONAL HOSPITAL SOUTH	31	120,797	24,414	17%	145,242
ORLANDO HEALTH SYSTEM	684	125,221	12,701	9%	138,606
AEGIS SCIENCES CORPORATION	1,165	116,743	19,099	14%	137,007
ASCENSION SACRED HEART HOSPITAL - PENSACOLA	2	117,728	18,035	13%	135,765
BIOCOLLECTIONS WORLDWIDE, INC	741	113,728	13,692	11%	128,161
NORTHWEST LABORATORY	247	121,101	6,477	5%	127,825
AKESOGEN		97,668	18,829	16%	116,497
ADVENT HEALTH LAB	112	101,258	13,955	12%	115,325
TESTING MATTERS INC	940	96,904	17,470	15%	115,314
MEDICAL DIAGNOSTIC LABORATORIES	977	98,601	14,221	12%	113,799
BPHL-TAMPA (SPECTRUM BLVD)	45	92,635	17,080	16%	109,760
UF HEALTH MEDICAL LAB	33	100,080	9,471	9%	109,584
TAMPA GENERAL HOSPITAL	4	96,840	9,243	9%	106,087
DIATHERIX LABORATORIES (VRL EUROFINs)	1	86,879	12,837	13%	99,717
KORVALABS, INC	1,285	91,680	4,712	5%	97,677
BAPTIST HEALTH SOUTH FLORIDA	374	83,133	12,528	13%	96,035
SUNPATH MEDICAL DIAGNOSTICS LABORATORY	835	79,025	12,190	13%	92,050
ASCENSION ST VINCENT'S - RIVERSIDE	1	74,261	10,294	12%	84,556
SOUTH MIAMI HOSPITAL LAB	453	69,006	9,768	12%	79,227
LAKELAND REGIONAL MEDICAL CENTER	131	69,973	9,048	11%	79,152
JACKSON MEMORIAL HOSPITAL CLINICAL LAB	79	66,425	11,818	15%	78,322
INGENIOUS PERSONALIZED MEDICINE	225	57,540	11,678	17%	69,443
UF HEALTH SHANDS HOSPITAL	510	64,290	4,628	7%	69,428

COVID-19: testing by laboratory

Data through Apr 7, 2021 verified as of Apr 8, 2021 at 09:25 AM

Data in this report are provisional and subject to change.

The numbers in the table below represent the number of Florida and non-Florida residents for whom test results were received by the Department of Health. A person can be tested by more than one laboratory and can have both positive and negative results. **Therefore, the sum of the numbers in each column will be larger than the total number of people tested.**

Reporting lab	Inconclusive	Negative	Positive	Percent positive	Total
AMERICAN HEALTH ASSOCIATES	9	62,295	5,244	8%	67,548
APPLIED INGENUITY DIAGNOSTICS LLC		58,068	2,807	5%	60,875
AIT LABORATORIES		54,162	6,650	11%	60,812
MINUTECLINIC LLC		49,725	8,488	15%	58,213
BAPTIST HEALTH - JACKSONVILLE	4	52,133	4,060	7%	56,197
GENESIS REFERENCE LABORATORIES		49,228	5,283	10%	54,511
ARUP LABORATORIES	16	50,096	2,927	6%	53,039
TALLAHASSEE MEMORIAL HOSPITAL	241	45,733	5,553	11%	51,527
ADVENTIST HEALTH SYSTEMS SUNBELT INC DBA		45,279	5,643	11%	50,922
SARASOTA MEMORIAL HOSPITAL MAIN LAB	12	46,379	3,940	8%	50,331
BROWARD GENERAL MEDICAL CENTER-CLINICAL LAB	2	43,873	4,778	10%	48,653
NICKLAUS CHILDREN'S HOSPITAL	73	42,205	5,457	11%	47,735
FLORIDA HOSPITAL - TAMPA	37	42,939	3,459	7%	46,435
VIRACOR EUROFINS		35,873	9,843	22%	45,716
DWIC OF TAMPA BAY INC		38,651	5,039	12%	43,690
MILLENNIUM PHYSICIAN GROUP	17	36,250	7,066	16%	43,333
UNIVERSITY OF MIAMI HOSPITAL	149	38,016	3,837	9%	42,002
MEDFAST URGENT CARE CENTERS, LLC	20	36,165	5,453	13%	41,638
LEE HEALTH - CAPE CORAL HOSPITAL	3	35,800	5,783	14%	41,586
UF HEALTH JACKSONVILLE	55	36,113	4,129	10%	40,297
ECCO LAB GROUP CO	533	33,643	4,701	12%	38,877
ORANGE COUNTY CONVENTION CENTER		33,330	3,711	10%	37,041
INTEGRATED REGIONAL LABORATORIES LLP	13	31,913	4,512	12%	36,438
AMELIA EARHART		30,786	4,905	14%	35,691
MIAMI DADE COUNTY		32,091	3,527	10%	35,618
WALGREENS	36	29,916	5,531	16%	35,483
MOUNT SINAI MEDICAL CENTER	11	31,583	3,373	10%	34,967
NORTH FLORIDA REGIONAL MEDICAL CENTER		31,302	3,562	10%	34,864
BRANDON REGIONAL HOSPITAL		29,820	3,855	11%	33,675
ST JOSEPHS HOSPITAL LABORATORY	23	29,827	3,759	11%	33,609
JUPITER MEDICAL CENTER LAB	84	29,435	2,855	9%	32,374
STS LAB 2 LLC	6	30,540	1,638	5%	32,184
GENESIS MEDICAL LABORATORY	437	26,708	4,781	15%	31,926
NIGHT LITE PEDIATRIC CENTER LLC		28,814	3,054	10%	31,868
JFK MEDICAL CENTER LAB	1	26,975	3,431	11%	30,407
PALMETTO GENERAL HOSPITAL LAB	3	25,009	4,870	16%	29,882
HOLY CROSS HOSPITAL CLINICAL LAB	1	26,851	2,536	9%	29,388
WATSON CLINIC LLP		23,732	5,466	19%	29,198
AVENTUS BIO LABS	16	23,895	3,377	12%	27,288
MALABAR MEDICAL WALK IN CLINIC	1	22,476	4,409	16%	26,886
HEALTHLINK DIAGNOSTIC LABORATORIES	296	23,869	2,424	9%	26,589
INFINITY BIOLOGIX LLC (GINKO BIOWORKS)	110	25,215	1,178	4%	26,503
ACCESS DX LABORATORY	225	23,044	2,116	8%	25,385
MORTON PLANT HOSPITAL-ADLER INSTITUTE	26	21,765	2,651	11%	24,442

COVID-19: testing by laboratory

Data through Apr 7, 2021 verified as of Apr 8, 2021 at 09:25 AM

Data in this report are provisional and subject to change.

The numbers in the table below represent the number of Florida and non-Florida residents for whom test results were received by the Department of Health. A person can be tested by more than one laboratory and can have both positive and negative results. **Therefore, the sum of the numbers in each column will be larger than the total number of people tested.**

Reporting lab	Inconclusive	Negative	Positive	Percent positive	Total
CLEVELAND CLINIC TRADITION HOSPITAL		22,484	1,725	7%	24,209
CLEVELAND CLINIC HOSPITAL LAB	4	21,707	2,481	10%	24,192
LAB DIAGNOSTICS LLC	395	17,755	5,352	23%	23,502
PANCARE OF FLORIDA INC		20,840	2,521	11%	23,361
DRS CLACK SPENCER WHITE & MCCORMACK PA D/B/A		21,170	2,085	9%	23,255
SAINT MARY'S MEDICAL CENTER	26	20,798	2,327	10%	23,151
MIAMI BEACH CONVENTION CENTER		21,236	1,553	7%	22,789
UNITED CLINICAL LABORATORY LLC	3	20,048	2,618	12%	22,669
STATLAB_MOBILE	1	20,439	2,059	9%	22,499
NAPLES COMMUNITY HOSPITAL	72	19,811	2,047	9%	21,930
BAYFRONT HEALTH - ST PETERSBURG	17	18,963	2,559	12%	21,539
PATIENTS FIRST LAKE ELLA MEDICAL CENTER PA		18,018	3,289	15%	21,307
ADVENT HEALTH - DAYTONA BEACH	32	18,890	1,728	8%	20,650
EXACT SCIENCES LABORATORIES	1	18,177	2,307	11%	20,485
OSCEOLA REGIONAL MEDICAL CENTER	1	17,385	2,407	12%	19,793
LEESBURG REGIONAL MEDICAL CENTER		17,273	2,364	12%	19,637
HOMESTEAD HOSPITAL CLINICAL LABORATORY	27	15,999	3,375	17%	19,401
CLARITY LAB SOLUTIONS	101	17,068	2,017	11%	19,186
MEMORIAL HOSPITAL JACKSONVILLE	8	15,970	2,808	15%	18,786
NORTHWEST MEDICAL CENTER	1	16,346	2,263	12%	18,610
ORANGE PARK MEDICAL CENTER	9	15,183	2,737	15%	17,929
INDIAN RIVER PATHOLOGY LLC		16,503	1,292	7%	17,795
BETHESDA HOSPITAL EAST		15,994	1,581	9%	17,575
VISTA CLINICAL DIAGNOSTICS	489	15,125	1,889	11%	17,503
HEALTH CENTER AT SINAI RESIDENCES		16,930	506	3%	17,436
OAK HILL HOSPITAL		15,511	1,903	11%	17,414
DELRAY MEDICAL CENTER LAB	3	15,602	1,731	10%	17,336
BIOCERNA LABS	461	14,582	2,112	12%	17,155
LAWNWOOD REGIONAL MEDICAL CENTER	1	14,731	2,321	14%	17,053
ACCESS MEDICAL LABORATORIES	4	8,737	8,245	49%	16,986
MEMORIAL REGIONAL HOSPITAL CLINICAL LABORATORY	10	15,718	1,047	6%	16,775
WEST KENDALL BAPTIST HOSPITAL	14	13,602	3,088	18%	16,704
SYNERGY DIAGNOSTIC LABORATORY	98	14,564	1,931	12%	16,593
THE HEALTHCARE DISTRICT OF PALM BEACH COUNTY	51	14,329	2,034	12%	16,414
BAPTIST HEALTH - SOUTH		15,136	1,255	8%	16,391
ADVENTHEALTH CENTRA CARE LAKE BUENA VISTA		14,366	1,911	12%	16,277
WELLINGTON REGIONAL MED CTR LAB	6	14,468	1,799	11%	16,273
FULGENT DIAGNOSTICS	171	15,039	994	6%	16,204
LARGO MEDICAL CENTER		14,302	1,716	11%	16,018
WINTER HAVEN HOSPITAL CLINICAL LABORATORY	4	13,573	2,398	15%	15,975
MOLECULAR INFECTIOUS DISEASES	584	14,494	645	4%	15,723
NEMOURS CHILDRENS HOSPITAL	1	14,685	887	6%	15,573
UHEALTH CORAL GABLES/LENNAR MED CTR	48	14,470	1,047	7%	15,565
BAPTIST HEALTHCARE - BAPTIST HOSPITAL	6	12,323	3,234	21%	15,563
PRIVA PATH LABS	79	14,446	995	6%	15,520

COVID-19: testing by laboratory

Data through Apr 7, 2021 verified as of Apr 8, 2021 at 09:25 AM

Data in this report are provisional and subject to change.

The numbers in the table below represent the number of Florida and non-Florida residents for whom test results were received by the Department of Health. A person can be tested by more than one laboratory and can have both positive and negative results. **Therefore, the sum of the numbers in each column will be larger than the total number of people tested.**

Reporting lab	Inconclusive	Negative	Positive	Percent positive	Total
LEE HEALTH - LEE MEMORIAL HOSPITAL		11,697	3,661	24%	15,358
LABS ASAP LLC		13,890	1,431	9%	15,321
MEDICAL CENTER OF TRINITY CLINICAL LABORATORY	2	13,688	1,550	10%	15,240
PALMS WEST HOSPITAL LAB	2	13,170	2,024	13%	15,196
MEDRITE MEDICAL CARE, PC	6,839	7,599	729	5%	15,167
WEST FLORIDA HOSPITAL LAB	1	11,951	3,068	20%	15,020
CARDIOPATH	84	12,764	1,880	13%	14,728
NONA SCIENTIFIC	5	11,525	3,149	21%	14,679
WESTSIDE REGIONAL MED CTR	2	12,450	2,131	15%	14,583
GOOD SAMARITAN MEDICAL CENTER LAB	2	12,720	1,835	13%	14,557
MERCY HOSPITAL A CAMPUS OF PLANTATION GEN HOSP LAB	1	12,322	2,204	15%	14,527
INDIAN RIVER MEDICAL CENTER LAB		13,669	852	6%	14,521
NATIONWIDE LABORATORY SERVICES INC	486	12,279	1,681	12%	14,446
REGIONAL MEDICAL CENTER BAYONET POINT	2	13,091	1,113	8%	14,206
THE VILLAGES REGIONAL HOSPITAL		12,660	1,394	10%	14,054
GULF COAST MEDICAL CENTER MICROLAB		10,947	2,897	21%	13,844
AVENTURA HOSPITAL LAB		10,918	2,499	19%	13,417
CORAL GABLES HOSPITAL CLINICAL LABORATORY		11,340	2,005	15%	13,345
BAPTIST HEALTH SOUTH FLORIDA - WEST KENDALL URGENT CARE		10,979	2,148	16%	13,127
CAPITAL REGIONAL MEDICAL CTR		10,678	2,419	18%	13,097
BLAKE MEDICAL CENTER		11,482	1,545	12%	13,027
WEST BOCA MEDICAL CENTER LAB		12,021	959	7%	12,980
ST ANTHONY'S HOSPITAL LAB	30	11,335	1,601	12%	12,966
HALIFAX MEDICAL CENTER LAB	38	11,034	1,893	15%	12,965
PRECISION HEALTH RESOURCES LLC		12,058	812	6%	12,870
MANATEE MEMORIAL HOSPITAL		11,654	1,070	8%	12,724
LEE HEALTH - HEALTH PARK MEDICAL CENTER		10,666	1,982	16%	12,648
PALM BEACH GARDENS MEDICAL CTR LAB		11,294	1,220	10%	12,514
GENOVA DIAGNOSTICS LABORATORY	67	11,151	1,091	9%	12,309
ST JOSEPHS HOSPITAL	18	10,536	1,745	14%	12,299
FLORIDA LABORATORY ANALYSIS		10,776	1,520	12%	12,296
LAKE CITY HM		11,147	988	8%	12,135
PATHNOSTICS	41	9,645	2,433	20%	12,119
BINAXNOW	9	9,181	2,881	24%	12,071
PWN HEALTH	17	9,927	2,078	17%	12,022
FLORIDA HOSPITAL WATERMAN LABORATORY	70	10,997	863	7%	11,930
FLORIDA HOSPITAL HEARTLAND MED CTR CLINICAL LAB	33	10,374	1,481	12%	11,888
PLANTATION GENERAL HOSPITAL		10,078	1,805	15%	11,883
LARKIN COMMUNITY HOSPITAL	10	10,348	1,522	13%	11,880
LAKE CITY MEDICAL CENTER		9,581	2,263	19%	11,844
PHYSICIANS REGIONAL MEDICAL CENTER - PINE RIDGE RD	1	10,509	1,202	10%	11,712
ST MARKS HOSPITAL LABORATORY B	78	10,627	1,002	9%	11,707
COAST DIAGNOSTICS LLC	45	10,351	1,252	11%	11,648
CernerELR_Advent		10,005	1,401	12%	11,406
FLORIDA MEDICAL CENTER - A CAMPUS OF NORTH SHORE	2	10,013	1,378	12%	11,393
EXPRESS GENE MOLECULAR DIAGNOSTICS LABORATORY		9,868	1,500	13%	11,368
VIKOR SCIENTIFIC	49	9,474	1,834	16%	11,357

COVID-19: testing by laboratory

Data through Apr 7, 2021 verified as of Apr 8, 2021 at 09:25 AM

Data in this report are provisional and subject to change.

The numbers in the table below represent the number of Florida and non-Florida residents for whom test results were received by the Department of Health. A person can be tested by more than one laboratory and can have both positive and negative results. **Therefore, the sum of the numbers in each column will be larger than the total number of people tested.**

Reporting lab	Inconclusive	Negative	Positive	Percent positive	Total
MEASE COUNTRYSIDE LAB	14	10,033	1,270	11%	11,317
ADVENT HEALTH - WESLEY CHAPEL	14	10,147	1,041	9%	11,202
CENTRAL FLORIDA REGIONAL HOSPITAL		9,994	1,180	11%	11,174
ADVENTHEALTH CENTRA CARE WATERFORD LAKES		9,293	1,797	16%	11,090
DOCTORS HOSPITAL	7	9,312	1,757	16%	11,076
AMERICAN FAMILY CARE	1	6,533	4,499	41%	11,033
NORTHSIDE HOSPITAL AND HEART INSTITUTE		9,887	1,083	10%	10,970
SARKIS CLINICAL TRIALS	25	9,479	1,327	12%	10,831
JOHNS HOPKINS ALL CHILDREN'S HOSPITAL		10,063	683	6%	10,746
CORAL SPRINGS MED CTR		9,697	1,043	10%	10,740
LEON MEDICAL CENTERS LLC		8,503	2,177	20%	10,680
FLORIDA HOSPITAL DELAND	10	9,365	1,276	12%	10,651
NCF DIAGNOSTICS & DNA TECHNOLOGIES LAB	166	9,912	526	5%	10,604
HEALTHQUEST ESOTERICS		8,941	1,529	15%	10,470
BAPTIST HEALTH SOUTH FLORIDA - COUNTRY WALK URGENT CARE		8,637	1,831	17%	10,468
LARKIN COMMUNITY HOSPITAL INC DBA CARDIOTROPIC		6,819	3,620	35%	10,439
LABSTAT LLC	23	9,739	462	5%	10,224
ADVENTHEALTH CENTRA CARE ST CLOUD	1	8,803	1,412	14%	10,216
WEST PALM HOSPITAL LAB		9,424	784	8%	10,208
SYNERGY LABORATORIES	34	8,772	1,157	12%	9,963
AVECINA MEDICAL	4	6,205	3,745	38%	9,954
SRQ DRIVE THROUGH☐		8,944	905	9%	9,849
P4 CLINICAL, LLC	204	8,655	966	10%	9,825
MEDARBOR DIAGNOSTICS	1	8,674	1,146	12%	9,821
OCALA REGIONAL MEDICAL CENTER		8,562	1,225	13%	9,787
AVECINA	20	9,006	704	7%	9,730
BROWARD HEALTH NORTH CLINICAL LABORATORY		8,640	1,085	11%	9,725
PALM BEACH BALL PARK		8,607	1,026	11%	9,633
H LEE MOFFITT CANCER CENTER LABORATORY	2	9,373	250	3%	9,625
BOSTON HEART DIAGNOSTICS CORP		8,399	1,205	13%	9,604
FLORIDA HOSPITAL FLAGLER	29	8,678	896	9%	9,603
GENE BY GENE, GENOMICS RESEARCH CENTER LAB	44	8,945	600	6%	9,589
NORTH SHORE MEDICAL CENTER		7,952	1,584	17%	9,536
FAU		8,636	729	8%	9,365
FLORIDA HOSPITAL OF CARROLLWOOD	23	8,026	1,314	14%	9,363
FLORIDA HOSPITAL ZEPHYRHILLS	10	8,304	1,040	11%	9,354
LEE HEALTH - GULF COAST MEDICAL CENTER	2	7,588	1,758	19%	9,348
SANTA ROSA MEDICAL CENTER	2	7,674	1,496	16%	9,172
LEE DAVIS COMMUNITY RESOURCE CENTER		7,814	1,321	14%	9,135
INFORM DIAGNOSTICS, INC		8,554	510	6%	9,064
CERNERELR_BAYCARE	43	8,320	616	7%	8,979
BAPTIST HEALTH - BEACHES		8,288	661	7%	8,949
ANNE BATES LEACH EYE HOSPITAL/ ABLEH MICROBIOLOGY LABORATORY	9	8,671	125	1%	8,805
ADVENTHEALTH CENTRA CARE UNIVERSITY	1	7,783	1,007	11%	8,791
ADVENTHEALTH CENTRA CARE CLERMONT		7,575	1,200	14%	8,775
CLEVELAND CLINIC MARTIN SOUTH HOSPITAL	1	7,832	938	11%	8,771
BAPTIST HEALTH SOUTH FLORIDA - MIAMI LAKES URGENT CARE		6,872	1,872	21%	8,744

COVID-19: testing by laboratory

Data through Apr 7, 2021 verified as of Apr 8, 2021 at 09:25 AM

Data in this report are provisional and subject to change.

The numbers in the table below represent the number of Florida and non-Florida residents for whom test results were received by the Department of Health. A person can be tested by more than one laboratory and can have both positive and negative results. **Therefore, the sum of the numbers in each column will be larger than the total number of people tested.**

Reporting lab	Inconclusive	Negative	Positive	Percent positive	Total
SOUTH BAY HOSPITAL CLINICAL LAB	1	7,749	913	11%	8,663
MEMORIAL HOSPITAL WEST LABORATORY SERVICES	14	7,866	770	9%	8,650
BAYCARE COMMUNITY HEALTH		8,450	197	2%	8,647
CLEVELAND CLINIC MARTIN NORTH HOSPITAL		7,670	938	11%	8,608
NCH DOWNTOWN NAPLES HOSPITAL	16	7,855	712	8%	8,583
ADVENTHEALTH CENTRA CARE WINTER GARDEN	1	7,606	968	11%	8,575
ADVENTHEALTH CENTRA CARE WINTER PARK		7,695	877	10%	8,572
INDIAN RIVER MEDICAL CENTER		7,539	1,019	12%	8,558
MEMORIAL HOSPITAL MICRO		7,902	562	7%	8,464
POINCIANA MEDICAL CENTER		6,642	1,778	21%	8,420
FLORIDA HOSPITAL OCALA		7,424	989	12%	8,413
KD MEDICAL CHOICE LLC	5	7,639	739	9%	8,383
AVECINA MEDICAL OAKLEAF	3	6,977	1,330	16%	8,310
WEST MARION COMMUNITY HOSPITAL LAB		6,901	1,341	16%	8,242
ST LUCIE MEDICAL CENTER		6,685	1,546	19%	8,231
CERNERELR_BAPTISTMIAMI	31	7,313	862	11%	8,206
ISPM LABS, LLC DBA CAPSTONE DIAGNOSTICS, LLC		7,744	395	5%	8,139
ADVENTHEALTH CENTRA CARE LAKELAND	1	7,058	1,070	13%	8,129
LAKEWOOD RANCH MEDICAL CENTER		7,362	624	8%	7,986
FLORIDA HOSPITAL FISH MEMORIAL	19	6,742	1,178	15%	7,939
ADVENTHEALTH CENTRA CARE LEE ROAD		7,035	838	11%	7,873
NCH NORTH NAPLES HOSPITAL	8	7,071	760	10%	7,839
MORTON PLANT-MEASE	5	7,034	760	10%	7,799
ATLANTIS URGENT CARE	12	6,044	1,686	22%	7,742
ARCPOINT LABS OF FORT MYERS	5	6,745	923	12%	7,673
ADVENTHEALTH CENTRA CARE HUNTERS CREEK	3	6,622	1,012	13%	7,637
ADVENTHEALTH CENTRA CARE DR PHILLIPS		6,857	741	10%	7,598
NCH NORTH NAPLES HOSPITAL LAB	15	6,733	830	11%	7,578
QDX PATHOLOGY SERVICES	2	7,158	416	5%	7,576
BAPTIST HEALTH SOUTH FLORIDA - WESTCHESTER URGENT CARE		6,231	1,340	18%	7,571
ADVENTHEALTH CENTRA CARE SANFORD		6,567	895	12%	7,462
BAYFRONT HEALTH - PORT CHARLOTTE		6,875	578	8%	7,453
HIALEAH HOSPITAL	4	5,793	1,613	22%	7,410
ADVENTHEALTH CENTRA CARE LAKE MARY	2	6,317	955	13%	7,274
PARAMOUNT URGENT CARE	2	4,102	3,166	44%	7,270
BAPTIST HEALTH SOUTH FLORIDA - DORAL URGENT CARE		5,838	1,422	20%	7,260
ADVENTHEALTH CENTRA CARE MOUNT DORA		6,087	1,099	15%	7,186
ADVENTHEALTH CENTRA CARE APOPKA	1	6,162	1,013	14%	7,176
OVIEDO MEDICAL CENTER		6,392	722	10%	7,114
BAPTIST HEALTH - NASSAU		6,721	360	5%	7,081
ADVENTIST HEALTH SYSTEMS, SUNBELT INC		6,127	923	13%	7,050
ADVENTHEALTH CENTRA CARE KISSIMMEE		6,339	707	10%	7,046
HOLIDAY CVS LLC		6,651	374	5%	7,025
MEDEXPRESS URGENT CARE OF BOYNTON BEACH LLC		6,405	563	8%	6,968
LEE HEALTH CONVENIENT CARE - PAGE FIELD		6,193	773	11%	6,966
COMMUNITY HEALTH CENTERS OF PINELLAS INC		5,626	1,327	19%	6,953
AVERO DIAGNOSTICS - IRVING	11	6,465	474	7%	6,950

COVID-19: testing by laboratory

Data through Apr 7, 2021 verified as of Apr 8, 2021 at 09:25 AM

Data in this report are provisional and subject to change.

The numbers in the table below represent the number of Florida and non-Florida residents for whom test results were received by the Department of Health. A person can be tested by more than one laboratory and can have both positive and negative results. **Therefore, the sum of the numbers in each column will be larger than the total number of people tested.**

Reporting lab	Inconclusive	Negative	Positive	Percent positive	Total
EGLIN AIR FORCE BASE	14	5,259	1,667	24%	6,940
MEDEXPRESS URGENT CARE	2	4,772	2,138	31%	6,912
IMPERIAL POINT MEDICAL CENTER		6,271	592	9%	6,863
SPORTS DRUG TESTING LABORATORY	99	6,585	163	2%	6,847
LUMINUS DIAGNOSTICS		6,282	556	8%	6,838
ADVENTHEALTH EXPRESS CARE		5,605	1,170	17%	6,775
EMPIRE CITY LABORATORIES INC	84	5,738	942	14%	6,764
UNKNOWN	4	3,490	3,249	48%	6,743
ST PETERSBURG GENERAL HOSPITAL		5,735	992	15%	6,727
ADVENTHEALTH CENTRA CARE ALTAMONTE		5,833	833	12%	6,666
VISTA CLINICAL	8	3,886	2,717	41%	6,611
SUNCOAST PATHOLOGY ASSOCIATES		6,040	560	8%	6,600
DYNIX DIAGNOSTIX		5,925	622	10%	6,547
ST JOSEPHS NORTH HOSPITAL LAB	7	5,572	941	14%	6,520
CLINICAL REFERENCE LABORATORY	2	6,178	331	5%	6,511
MEDEXPRESS URGENT CARE HUDSON		5,594	890	14%	6,484
SOLARIS DIAGNOSTICS	10	5,877	582	9%	6,469
FORT WALTON BEACH MEDICAL CENTER		5,530	911	14%	6,441
ACUTIS DIAGNOSTICS	171	5,168	1,082	17%	6,421
EMERALD COAST URGENT CARE		4,919	1,473	23%	6,392
AHCC WESLEY CHAPEL		5,540	713	11%	6,253
ADVENTHEALTH CENTRA CARE AZALEA PARK		5,357	890	14%	6,247
MINUTECLINIC LLC		5,301	928	15%	6,229
FLORIDA HOSPITAL NORTH PINELLAS	11	5,701	495	8%	6,207
NORTHWEST FLORIDA COMMUNITY HOSPITAL	46	4,656	1,452	24%	6,154
ADVENTHEALTH CENTRA CARE OVIEDO		5,227	857	14%	6,084
BAPTIST HEALTH SOUTH FLORIDA - PEMBROKE PINES URGENT CARE		5,034	1,038	17%	6,072
MICROGEN DX	4	5,348	716	12%	6,068
ADVENT HEALTH - HEART OF FLORIDA ER	1	5,226	809	13%	6,036
ANGEL KIDS PEDIATRICS		5,632	322	5%	5,954
MINUTECLINIC		5,081	858	14%	5,939
BAYFRONT HEALTH - VENICE REGIONAL MEDICAL	1	5,374	537	9%	5,912
PUTNAM COMMUNITY MEDICAL CENTER		5,106	710	12%	5,816
PRO CLINIC		4,731	1,079	19%	5,810
MINUTECLINIC LLC #3703		4,747	1,058	18%	5,805
URGENT CARE OF THE PALM BEACHES		4,826	946	16%	5,772
DOCTORS URGENT CARE LLC	1	4,697	1,068	19%	5,766
MINUTECLINIC LLC #1067		4,978	784	14%	5,762
SOUTH FLORIDA BAPTIST HOSPITAL MICRO	4	4,782	951	17%	5,737
FLORIDA COMMUNITY HEALTH CENTER		4,569	1,153	20%	5,722
ADVENTHEALTH CENTRA CARE LONGWOOD		5,013	702	12%	5,715
ADVENTHEALTH CENTRA CARE SOUTH ORANGE		4,862	792	14%	5,654
COASTAL MED URGENT CARE		4,111	1,529	27%	5,640
ADVENTHEALTH CENTRA CARE ORANGE LAKE		4,916	661	12%	5,577
SUNRISE MEDICAL LABORATORIES	2	5,168	399	7%	5,569
MINUTECLINIC LLC #8396		4,751	815	15%	5,566
LABORATORY OF FLORIDA LLC	41	5,059	458	8%	5,558

COVID-19: testing by laboratory

Data through Apr 7, 2021 verified as of Apr 8, 2021 at 09:25 AM

Data in this report are provisional and subject to change.

The numbers in the table below represent the number of Florida and non-Florida residents for whom test results were received by the Department of Health. A person can be tested by more than one laboratory and can have both positive and negative results. **Therefore, the sum of the numbers in each column will be larger than the total number of people tested.**

Reporting lab	Inconclusive	Negative	Positive	Percent positive	Total
FLORIDA FAMILY LABORATORY, INC DBA	45	5,049	439	8%	5,533
HOLMES REG MED CENTER CLINICAL LAB		4,901	622	11%	5,523
ADVENTHEALTH CENTRA CARE PORT ORANGE		4,631	876	16%	5,507
DOCTORS URGENT CARE OF LUTZ LLC	1	4,438	1,067	19%	5,506
HEALTH FIRST ADVENTHEALTH CENTRA CARE - TITUSVILLE		4,661	841	15%	5,502
WELLINGTON REGIONAL MEDICAL CENTER		5,030	444	8%	5,474
MEDICAL DNA LABS LLC	3	4,986	478	9%	5,467
TROPICANA FIELD - LOT 2	19	4,935	493	9%	5,447
ADVENTHEALTH CENTRA CARE SAND LAKE		4,834	574	11%	5,408
MEDEXPRESS URGENT CARE - ROYAL PALM BEACH		4,822	580	11%	5,402
UNIVERSITY HOSPITAL AND MEDICAL CENTER		4,107	1,273	24%	5,380
MEDCOMP SCIENCES LLC	121	3,250	1,994	37%	5,365
URGENT CARE CURE	2	4,597	741	14%	5,340
ESCAMBIA COMMUNITY CLINICS INC	8	4,043	1,288	24%	5,339
MEDEXPRESS URGENT CARE - ESTERO		4,768	555	10%	5,323
BAPTIST HEALTH SOUTH FLORIDA - CORAL SPRINGS URGENT CARE		4,559	764	14%	5,323
BAPTIST HEALTH - NORTH		4,216	1,099	21%	5,315
MEDEXPRESS URGENT CARE - GOLDEN GATE		4,684	617	12%	5,301
PALMS OF PASADENA HOSPITAL		4,730	560	11%	5,290
ADVENTHEALTH CENTRA CARE LEESBURG		4,303	956	18%	5,259
MARTIN HOSPITAL SOUTH LAB		4,966	290	6%	5,256
BAPTIST HEALTH SOUTH FLORIDA - KENDALE LAKES URGENT CARE		4,185	1,006	19%	5,191
PEDIATRIC HEALTH CARE ALLIANCE PA		4,748	433	8%	5,181
WESTCHESTER HOSPITAL	23	4,207	939	18%	5,169
DOCTORS HOSPITAL OF SARASOTA CLINICAL LABORATORY		4,500	653	13%	5,153
THE CENTER FOR URGENT CARE	3	4,303	838	16%	5,144
ALTRU DIAGNOSTICS INC	4	4,956	183	4%	5,143
BAPTIST HEALTH SOUTH FLORIDA - TAMIAMI TRAIL URGENT CARE		4,134	1,008	20%	5,142
MEDEXPRESS URGENT CARE PALM BEACH GARDENS		4,681	453	9%	5,134
HEALTH FIRST ADVENTHEALTH CENTRA CARE GATEWAY	1	4,596	517	10%	5,114
TRINITY SPRINGS		4,372	729	14%	5,101
TALLAHASSEE PRIMARY CARE ASSOCIATES		4,444	595	12%	5,039
RAULERSON HOSPITAL		4,176	829	17%	5,005
PHARMCO RX	2	4,668	289	6%	4,959
PARAMOUNT URGENT CARE - WINDERMERE	2	3,211	1,685	34%	4,898
BAPTIST HEALTH SOUTH FLORIDA - CORAL GABLES (UNIVERSITY) URGENT CARE		4,205	685	14%	4,890
BAPTIST HEALTH SOUTH FLORIDA - PINECREST URGENT CARE		4,192	689	14%	4,881
BAPTIST HEALTH SOUTH FLORIDA - CORAL GABLES URGENT CARE		4,031	806	17%	4,837
MEDEXPRESS URGENT CARE - LAKELAND		4,199	578	12%	4,777
MINUTE CLINIC LLC		4,143	627	13%	4,770
BAYFRONT HEALTH - SEVEN RIVERS		4,312	404	9%	4,716
FLAGLER HOSPITAL LABORATORY	8	3,653	1,030	22%	4,691
BAPTIST HEALTH SOUTH FLORIDA - PALMETTO BAY URGENT CARE		3,927	751	16%	4,678
MINUTECLINIC LLC # 0709		3,939	728	16%	4,667
BETHESDA HOSPITAL WEST		4,173	474	10%	4,647
MEASE DUNEDIN HOSPITAL	5	4,122	485	11%	4,612
NIGHT LITE PEDIATRICS	4	3,343	1,258	27%	4,605

COVID-19: testing by laboratory

Data through Apr 7, 2021 verified as of Apr 8, 2021 at 09:25 AM

Data in this report are provisional and subject to change.

The numbers in the table below represent the number of Florida and non-Florida residents for whom test results were received by the Department of Health. A person can be tested by more than one laboratory and can have both positive and negative results. **Therefore, the sum of the numbers in each column will be larger than the total number of people tested.**

Reporting lab	Inconclusive	Negative	Positive	Percent positive	Total
ASCENSION SACRED HEART - EMERALD COAST		3,844	757	16%	4,601
PREMIER MEDICAL	2	4,492	94	2%	4,588
BAYFRONT HEALTH - BROOKSVILLE		4,036	504	11%	4,540
MOFFITT CANCER CENTER	6	4,403	97	2%	4,506
VENTURE MEDICAL OF FLORIDA LLC		4,133	335	7%	4,468
ADVENTHEALTH PROMPT CARE	2	3,227	1,201	27%	4,430
PREMIER URGENT CARE OF BREVARD LLC	4	3,865	554	13%	4,423
PARAMOUNT URGENT CARE INC	1	2,299	2,111	48%	4,411
ADVENTHEALTH CENTRA CARE COLONIAL TOWN	2	3,929	466	11%	4,397
TWIN CITIES HOSPITAL	1	3,816	514	12%	4,331
BAYFRONT HEALTH - PUNTA GORDA		4,002	324	7%	4,326
PALMS MEDICAL GROUP	5	2,976	1,323	31%	4,304
DESOTO MEMORIAL HOSPITAL	3	3,532	763	18%	4,298
MEMORIAL HOSPITAL- MIRAMAR	12	3,951	319	7%	4,282
US BIOTEK LABORATORIES	15	3,869	368	9%	4,252
GENESIS DIAGNOSTICS		3,994	245	6%	4,239
BAYA PHARMACY & URGENT CARE		3,129	1,109	26%	4,238
ENGLEWOOD COMMUNITY HOSPITAL		3,854	378	9%	4,232
BAYFRONT HEALTH - SPRING HILL		3,880	351	8%	4,231
ACCU REFERENCE MEDICAL LAB	9	3,404	793	19%	4,206
DOCTORS TEST CENTERS		3,723	478	11%	4,201
QUICK CARE MED PL	2	3,500	689	16%	4,191
AMELIA URGENT CARE		2,568	1,619	39%	4,187
ADVENTIST HEALTH SYSTEMS SUNBELT IN DBA		3,665	468	11%	4,133
LAKESIDE MEDICAL CENTER		3,249	823	20%	4,072
NIGHT LITE PEDIATRICS URGENT CARE	1	3,417	649	16%	4,067
ADVENTHEALTH CENTRA CARE		3,610	449	11%	4,059
MEDEXPRESS URGENT CARE CAPE CORAL		3,478	562	14%	4,040
MINUTECLINIC LLC #3463		3,365	640	16%	4,005
MINUTECLINIC LLC #3631		3,359	601	15%	3,960
MINUTECLINIC LLC 5852		3,343	562	14%	3,905
MC DIAGNOSTIC OF CONNECTICUT, PC #2220		3,326	532	14%	3,858
MINUTECLINIC LLC #5253		3,194	644	17%	3,838
BAPTIST HEALTH SOUTH FLORIDA - DAVIE URGENT CARE		3,151	679	18%	3,830
MINUTECLINIC LLC #5249		3,082	718	19%	3,800
MEDEXPRESS URGENT CARE LEHIGH ACRES		3,246	511	14%	3,757
SIPARADIGM LLC	54	3,440	256	7%	3,750
GENOSUR LLC	14	3,670	44	1%	3,728
ADVENTHEALTH CENTRA CARE WINTER HAVEN	1	2,793	930	25%	3,724
BAPTIST HEALTH SOUTH FLORIDA - WESTON URGENT CARE		3,233	484	13%	3,717
MINUTECLINIC LLC #5190		3,031	652	18%	3,683
MEDIPATH LLC		3,215	438	12%	3,653
HIGHLANDS REGIONAL MEDICAL CENTER		2,856	789	22%	3,645
CLARITY LAB SOLUTIONS LLC		3,608	4	0%	3,612
MINUTECLINIC LLC #5854		3,004	588	16%	3,592
HEALTH FIRST ADVENTHEALTH CENTRA CARE COCOA		3,238	351	10%	3,589
BARTOW REGIONAL MEDICAL CENTER	1	3,033	553	15%	3,587

COVID-19: testing by laboratory

Data through Apr 7, 2021 verified as of Apr 8, 2021 at 09:25 AM

Data in this report are provisional and subject to change.

The numbers in the table below represent the number of Florida and non-Florida residents for whom test results were received by the Department of Health. A person can be tested by more than one laboratory and can have both positive and negative results. **Therefore, the sum of the numbers in each column will be larger than the total number of people tested.**

Reporting lab	Inconclusive	Negative	Positive	Percent positive	Total
PRECISION HEALTH SOLUTIONS		3,395	176	5%	3,571
PROHEALTH	3	1,970	1,577	44%	3,550
BAYFRONTVENICEREGIONAL		3,407	110	3%	3,517
ADVENT HEALTH - NEW SMYRNA		2,892	624	18%	3,516
CARENOW URGENT CARE	1	2,166	1,339	38%	3,506
BRASHEAR'S VITAL CARE CORP		2,762	730	21%	3,492
VERILY LIFE SCIENCES	2	3,437	50	1%	3,489
BAPTIST HEALTH SOUTH FLORIDA - BRICKELL URGENT CARE		2,880	607	17%	3,487
HOLIDAY CVS LLC DBA CVS PHARMACY #5154		3,363	95	3%	3,458
LOWER KEYS MEDICAL CENTER		3,133	301	9%	3,434
BAPTIST HEALTH URGENT CARE AT SAWGRASS		2,851	581	17%	3,432
MIDWAY SPECIALTY CARE CENTER DIAGNOSTICS	38	3,148	238	7%	3,424
ADVENTHEALTH CENTRA CARE KIDS LAKE MARY		3,147	256	8%	3,403
MEDEXPRESS URGENT CARE - DELAND		3,028	368	11%	3,396
MINUTECLINIC LLC #3662		2,878	515	15%	3,393
HEALTH FIRST ADVENTHEALTH CENTRA CARE MALABAR		3,066	327	10%	3,393
IMMOKALEE CHD		3,155	234	7%	3,389
ADVENT HEALTH CENTRA CARE -WINTER PARK KIDS URGENT CARE	4	3,069	278	8%	3,351
MINUTECLINIC LLC #4415		2,824	509	15%	3,333
PARAMOUNT URGENT CARE - ORLANDO		2,284	1,008	31%	3,292
MINUTECLINIC LLC #7886		2,840	432	13%	3,272
MINUTECLINIC LLC #5214		2,795	474	14%	3,269
MINUTECLINIC LLC #1771		2,756	512	16%	3,268
MINUTECLINIC LLC #7887		2,841	420	13%	3,261
MINUTECLINIC LLC # 3930		2,810	440	14%	3,250
MEDEXPRESS URGENT CARE - VERO BEACH		2,830	419	13%	3,249
MEDONE PLLC		2,485	763	23%	3,248
WALGREEN CO	2	2,880	365	11%	3,247
MINUTECLINIC LLC #4458		2,680	528	16%	3,208
PHYSICIANS REGIONAL MEDICAL CENTER - COLLIER BLVD	1	2,392	808	25%	3,201
MINUTECLINIC, LLC #4015		2,543	655	20%	3,198
SELECT LABORATORIES - MARION COUNTY, FL LLC	5	2,881	307	10%	3,193
PRIMEHEALTH URGENT CARE INC		2,721	467	15%	3,188
EXACT SCIENCES LABORATORIES, LLC		2,905	276	9%	3,181
MINUTECLINIC LLC #3814		2,699	477	15%	3,176
MINUTECLINIC LLC #7225		2,691	477	15%	3,168
MINUTECLINIC LLC # 0514		2,774	391	12%	3,165
SCION LAB SERVICES LLC	26	2,900	227	7%	3,153
BAPTIST HEALTH EMERGENCY CENTER COUNTRY WALK	1	2,649	484	15%	3,134
BMCT Molecular Diagnostics Subsection		2,617	517	16%	3,134
MINUTECLINIC LLC # 3686		2,661	436	14%	3,097
BAPTIST HEALTH - CLAY		2,685	407	13%	3,092
MEMORIAL HOSPITAL PEMBROKE	3	2,735	353	11%	3,091
MINUTECLINIC LLC #3257		2,574	503	16%	3,077
MARINERS HOSPITAL	1	2,781	294	10%	3,076
MINUTECLINIC, LLC #3204		2,554	499	16%	3,053
AFC PHYSICIANS OF FLORIDA		2,333	692	23%	3,025

COVID-19: testing by laboratory

Data through Apr 7, 2021 verified as of Apr 8, 2021 at 09:25 AM

Data in this report are provisional and subject to change.

The numbers in the table below represent the number of Florida and non-Florida residents for whom test results were received by the Department of Health. A person can be tested by more than one laboratory and can have both positive and negative results. **Therefore, the sum of the numbers in each column will be larger than the total number of people tested.**

Reporting lab	Inconclusive	Negative	Positive	Percent positive	Total
GESSLER CLINIC	2	2,070	939	31%	3,011
SPECTOR SCIENTIFIC LAB	14	2,188	797	27%	2,999
ACCESS POINT HEALTHCARE URGENT & PRIMARY CARE	2	2,309	683	23%	2,994
ADVENTHEALTH CENTRA CARE CONWAY		2,540	453	15%	2,993
MARION E FETHER MEDICAL CENTER, THE		2,739	253	8%	2,992
MINUTECLINIC LLC #1055		2,451	539	18%	2,990
MINUTECLINIC LLC #3291		2,543	423	14%	2,966
VETERANS AFFAIRS MEDICAL CENTER - ORLANDO	1	1,343	1,621	55%	2,965
MINUTECLINIC LLC #3003		2,416	545	18%	2,961
STEWART ROCKLEDGE HOSPITAL	1	2,601	344	12%	2,946
KEYS AHEC SCHOOL MEDICAL CLINIC	15	2,790	129	4%	2,934
PARAMOUNT URGENT CARE - OVIEDO		2,039	892	30%	2,931
MINUTECLINIC LLC #7973		2,536	392	13%	2,928
MEDEXPRESS URGENT CARE CORAL SPRINGS		2,602	318	11%	2,920
MINUTECLINIC, LLC #5817		2,410	496	17%	2,906
MINUTECLINIC LLC # 7933		2,557	335	12%	2,892
NXGEN MDX LLC	6	2,571	312	11%	2,889
STONE CLINICAL LABORATORIES		2,790	96	3%	2,886
MEDEXPRESS FORT MYERS		2,531	355	12%	2,886
MINUTECLINIC LLC #3705		2,544	341	12%	2,885
MINUTECLINIC LLC # 3579		2,390	494	17%	2,884
WALGREENS ORLANDO	3	2,538	340	12%	2,881
MINUTECLINIC LLC #3748		2,337	534	19%	2,871
MINUTECLINIC LLC #3255		2,531	331	12%	2,862
BLUE MED CONSULTANTS		2,753	108	4%	2,861
CAREFAST+	1	2,065	759	27%	2,825
MINUTECLINIC LLC #5924		2,407	409	15%	2,816
MINUTECLINIC LLC #7173		2,445	357	13%	2,802
BAPTIST HEALTH - OAKLEAF		2,334	448	16%	2,782
MINUTECLINIC, LLC (CLINIC 10699)		2,430	352	13%	2,782
CELESTA MEDICAL SERVICES LLC DBA - AMERICAN RESEARCH LABS		2,544	236	8%	2,780
BAPTIST HEALTHCARE - GULF BREEZE HOSPITAL	3	2,305	467	17%	2,775
MINUTECLINIC LLC #5216		2,379	383	14%	2,762
CITRUS MEMORIAL HOSPITAL LABORATORY		2,251	504	18%	2,755
SACRED HEART HEALTH SYSTEM, INC	1	1,871	872	32%	2,744
MEDIQUICK URGENT CARE CENTERS INC		2,059	684	25%	2,743
MINUTECLINIC LLC #3654		2,275	456	17%	2,731
BAY MEDICAL CENTER SACRED HEART HEALTH SYSTEM		2,097	600	22%	2,697
MEDEXPRESS URGENT CARE - CLEWISTON		2,249	448	17%	2,697
PHYSICIANS PRIMARY CARE	2	2,434	258	10%	2,694
MINUTECLINIC LLC #4612		2,189	491	18%	2,680
MINUTECLINIC LLC #4024		2,303	339	13%	2,642
VA PAIN CLINIC	4	2,541	93	4%	2,638
EMERALD COAST URGENT CARE, LLC	1	1,970	660	25%	2,631
MINUTECLINIC LLC #3285		2,291	339	13%	2,630
MINUTECLINIC LLC #1807		2,202	413	16%	2,615
ADVENT HEALTH - DADE CITY		2,299	313	12%	2,612

COVID-19: testing by laboratory

Data through Apr 7, 2021 verified as of Apr 8, 2021 at 09:25 AM

Data in this report are provisional and subject to change.

The numbers in the table below represent the number of Florida and non-Florida residents for whom test results were received by the Department of Health. A person can be tested by more than one laboratory and can have both positive and negative results. **Therefore, the sum of the numbers in each column will be larger than the total number of people tested.**

Reporting lab	Inconclusive	Negative	Positive	Percent positive	Total
MINUTECLINIC LLC #3648		2,141	471	18%	2,612
CHARLES AIESI CONSULTING INC	13	2,313	283	11%	2,609
BAPTIST HEALTH SOUTH FLORIDA - MIAMI BEACH URGENT CARE		2,220	387	15%	2,607
AFC PHYSICIANS OF FLORIDA PA		2,062	529	20%	2,591
MEDEXPRESS URGENT CARE BOCA RATON		2,352	236	9%	2,588
ADVENT HEALTH - OCALA		2,124	447	17%	2,571
HEALTH CARE DISTRICT OF PALM BEACH COUNTY	2	2,347	222	9%	2,571
VITRO MOLECULAR LABORATORIES	50	2,327	179	7%	2,556
MINUTECLINIC LLC #4201		2,228	326	13%	2,554
MINUTECLINIC LLC #476		2,208	344	13%	2,552
MINUTECLINIC LLC #6007		2,183	363	14%	2,546
DONALD W ROBERTSON DO PA		1,982	555	22%	2,537
MINUTECLINIC LLC #3635		2,184	341	14%	2,525
JUPITER MEDICAL CENTER URGENT CARE		1,966	558	22%	2,524
AMELIA EXPRESS CARE LLC	10	2,188	326	13%	2,524
MINUTECLINIC LLC #1350		2,211	307	12%	2,518
PATIENTS FIRST - THOMASVILLE ROAD		2,237	276	11%	2,513
MINUTECLINIC LLC #1821		2,229	255	10%	2,484
EMERALD COAST URGENT CARE LLC		1,825	657	26%	2,482
MINUTECLINIC LLC #5069		2,073	399	16%	2,472
LAKELAND REGIONAL HEALTH PABLO		2,176	294	12%	2,470
MINUTECLINIC LLC #8381		2,144	325	13%	2,469
EMERGENCY PHYSICIANS MEDICAL CENTER		1,367	1,101	45%	2,468
FLORIDA MEDICAL CLINIC	3	1,122	1,328	54%	2,453
DR G'S URGENT CARE		2,131	322	13%	2,453
PARRISH MEDICAL CENTER	1	2,141	296	12%	2,438
TAMPA COMMUNITY HOSPITAL		2,083	337	14%	2,420
PHYSICIANS STAT LAB	3	1,074	1,338	55%	2,415
COMMUNITY HEALTH NORTHWEST FLORIDA	4	1,856	554	23%	2,414
WHOLE FAMILY HEALTH CENTER INC		1,972	429	18%	2,401
BOND URGENT CARE LLC		1,810	586	24%	2,396
JACKSON HOSPITAL CLINICAL LABORATORY		2,076	312	13%	2,388
MINUTECLINIC LLC #5157		2,070	310	13%	2,380
LAKE WALES MEDICAL CENTER INC		2,073	286	12%	2,359
ASCENSION SACRED HEART - GULF		1,798	536	23%	2,334
MINUTECLINIC, LLC # 4469		2,048	281	12%	2,329
PHYSICIAN ASSOCIATES		2,070	240	10%	2,310
LEE HEALTH - COCONUT POINT CLINICAL LAB	2	1,872	433	19%	2,307
NCHMD INC		1,939	359	16%	2,298
CORE DIAGNOSTIC LABORATORIES LLC	17	1,933	324	14%	2,274
MINUTECLINIC LLC #1815		2,015	247	11%	2,262
INTELEX LABS, LLC		2,183	75	3%	2,258
ASSOCIATED PATHOLOGISTS, LLC	3	1,861	393	17%	2,257
MAGNOLIA DIAGNOSTICS, LLC	62	1,958	233	10%	2,253
MEDEXPRESS PORT CHARLOTTE		2,005	233	10%	2,238
MINI ER WATERFORD LAKES, THE		1,925	312	14%	2,237
MINUTECLINIC LLC #214		1,880	348	16%	2,228

COVID-19: testing by laboratory

Data through Apr 7, 2021 verified as of Apr 8, 2021 at 09:25 AM

Data in this report are provisional and subject to change.

The numbers in the table below represent the number of Florida and non-Florida residents for whom test results were received by the Department of Health. A person can be tested by more than one laboratory and can have both positive and negative results. **Therefore, the sum of the numbers in each column will be larger than the total number of people tested.**

Reporting lab	Inconclusive	Negative	Positive	Percent positive	Total
PRIMEHEALTH URGENT CARE	1	1,865	361	16%	2,227
UNIVERSITY OF NORTH FLORIDA STUDENT HEALTH		2,144	74	3%	2,218
GENOME LLC	2	2,050	160	7%	2,212
FLOWERS HOSPITAL		1,974	192	9%	2,166
PENSACOLA PEDIATRICS PA	1	1,949	175	8%	2,125
MINUTECLINIC LLC #3236		1,801	316	15%	2,117
OPTUM LABS LLC	1	1,898	194	9%	2,093
NCH NORTHEAST	7	1,632	436	21%	2,075
FIU-HEALTH AUXILIARY LABORATORY	6	1,935	125	6%	2,066
MARTIN HEALTH SYSTEM - ST LUCIE WEST		1,844	189	9%	2,033
BAPTIST HEALTH EMERGENCY CENTER AT WEST CORAL WAY		1,634	391	19%	2,025
GENUS3		1,943	74	4%	2,017
MINUTECLINIC LLC #3637		1,610	385	19%	1,995
DOC SMILEYS URGENT CARE LLC		1,618	360	18%	1,978
LITTLE PINE PEDIATRICS	1	1,702	275	14%	1,978
BARDMOOR LABORATORY	9	1,662	303	15%	1,974
DOC SMILEY'S URGENT CARE		1,706	247	13%	1,953
MEDFAST URGENT CARE CENTERS LLC	2	608	1,325	68%	1,935
MEDICAL CONSULTANTS OF FLORIDA, LLC	2	1,590	286	15%	1,878
ARCPPOINT LABS		1,284	582	31%	1,866
WILLIAM OWEN PASS PARK		1,622	244	13%	1,866
BAYFRONT HEALTH - CITRUS HILLS		1,636	221	12%	1,857
BROWNWOOD CARE CENTER		1,604	227	12%	1,831
WHITE WILSON MEDICAL CENTER		477	1,350	74%	1,827
KETAMINE HEALTH CENTERS LLC	1	1,661	152	8%	1,814
LABORATORY SPECIALISTS OF MICHIGAN		1,497	314	17%	1,811
MINUTECLINIC, LLC #3245		1,465	340	19%	1,805
ADVANCED MEDICAL OF NAPLES LLC		1,602	186	10%	1,788
STATMED OCALA	6	1,579	191	11%	1,776
NEIGHBORHOOD MEDICAL CENTER INC	17	1,574	183	10%	1,774
GENESIS LABORATORY MANAGEMENT	14	1,513	244	14%	1,771
MIAMI JEWISH HEALTH SYSTEMS		1,689	71	4%	1,760
RIVER TOWN DIAGNOSTIC LLC		1,470	286	16%	1,756
IGENOMIX USA LLC	50	1,524	160	9%	1,734
Community_Health		1,533	199	11%	1,732
SPARROW HEALTHCARE	2	1,468	254	15%	1,724
NORTH SHORE LONG ISLAND JEWISH HEALTH	1	1,633	90	5%	1,724
MINUTECLINIC LLC #8927		1,469	242	14%	1,711
MINUTECLNIC LLC		1,500	211	12%	1,711
ED FRASER MEMORIAL HOSPITAL		1,447	247	15%	1,694
JW PLASTIC SURGERY		1,449	244	14%	1,693
READY RESPONDERS FLORIDA, PLLC		1,440	229	14%	1,669
LABTECH DIAGNOSTIC		1,375	289	17%	1,664
MINUTECLINIC LLC #5187		1,451	212	13%	1,663
GRAVITY DIAGNOSTICS, LLC	3	1,491	151	9%	1,645
PROHEALTH MEDICAL CLINIC		996	633	39%	1,629
BIO-TECH CLINICAL LABORATORIES INC		1,427	202	12%	1,629

COVID-19: testing by laboratory

Data through Apr 7, 2021 verified as of Apr 8, 2021 at 09:25 AM

Data in this report are provisional and subject to change.

The numbers in the table below represent the number of Florida and non-Florida residents for whom test results were received by the Department of Health. A person can be tested by more than one laboratory and can have both positive and negative results. **Therefore, the sum of the numbers in each column will be larger than the total number of people tested.**

Reporting lab	Inconclusive	Negative	Positive	Percent positive	Total
SHELL POINT NURSING PAVILION	1	1,546	73	5%	1,620
OPTEO LABORATORY		1,567	34	2%	1,601
OPTUMCARE FLORIDA LLC		1,313	286	18%	1,599
ELLENTON URGENT CARE		1,361	234	15%	1,595
PROJECT HEALTH, INC SUMTERVILLE	5	1,304	279	18%	1,588
ASSURANCE SCIENTIFIC LABORATORIES	1	1,294	283	18%	1,578
MELBOURNE MEDICAL LABORATORY☐	2	1,366	203	13%	1,571
ER QUICKCARE PL		1,348	215	14%	1,563
BAPTIST HEALTH SOUTH FLORIDA - COUNTRY WALK URGENT CARE EXPRESS		1,315	238	15%	1,553
PATIENTS FIRST LAKE ELLA MEDICAL CENTER		1,396	157	10%	1,553
MEDEXPRESS URGENT CARE - JAX ATLANTIC BLVD		1,341	210	14%	1,551
SUNRISE URGENT CARE ASSOCIATES LLC D/B/A	9	1,062	469	30%	1,540
FLORIDA DEPARTMENT OF HEALTH IN POLK COUNTY	2	1,184	352	23%	1,538
FIRST QUALITY LABORATORY		1,419	98	6%	1,517
VRL EUROFINS		1,474	40	3%	1,514
UNIVERSITY OF ALABAMA AT BIRMINGHAM		1,465	48	3%	1,513
BIOCERNA LLC	9	1,338	165	11%	1,512
PEDIATRIC HEALTH CARE ALLIANCE - NORTHDAL		1,374	131	9%	1,505
BAPTIST HEALTH SOUTH FLORIDA - KEY BISCANE URGENT CARE EXPRESS		1,296	188	13%	1,484
PARAMOUNT URGENT CARE VILLAGES		952	524	36%	1,476
TOM LEE COMMUNITY HEALTH CENTER		975	490	33%	1,465
HEALTH CENTRAL CLINICAL LABORATORY		1,309	151	10%	1,460
BAPTIST HEALTHCARE - JAY HOSPITAL	3	1,083	373	26%	1,459
CAREMED CLINIC LLC	1	1,157	294	20%	1,452
CAREFAST MURABELLA		967	484	33%	1,451
ADVANCE MEDICAL OF NAPLES		327	1,124	77%	1,451
UHEALTH DEERFIELD BEACH/UMSYLVESTER DEERFIELD BEACH LABORATORY	3	1,380	55	4%	1,438
NYU HOSPITALS CENTER CLINICAL LABORATORIES		1,382	46	3%	1,428
PATIENTS CHOICE LABORATORIES		831	592	42%	1,423
BROAD INSTITUTE CLINICAL SEQUENCING RESEARCH PLATFORM	11	1,366	46	3%	1,423
UHEALTH CLINIC AT WALGREENS		1,154	266	19%	1,420
SMA LAB	11	1,248	157	11%	1,416
TEMPUS CLINICAL LABORATORY	10	1,253	152	11%	1,415
ST ANNES NURSING CENTER		1,384	28	2%	1,412
COASTAL LABORATORIES	1	1,120	287	20%	1,408
TREASURE COAST MEDICAL ASSOCIATES INC		747	660	47%	1,407
PARAMOUNT URGENT CARE - CLERMONT		807	584	42%	1,391
AMELIA EXPRESS CARE	1	772	616	44%	1,389
EUROFINS NTD, LLC		1,345	44	3%	1,389
ADVENTHEALTH CENTRA CARE TRINITY		1,204	182	13%	1,386
INNOVATIVE TRANSFUSION MEDICINE, INC	11	1,201	170	12%	1,382
QUICK CARE MED		1,078	293	21%	1,371
PALM BAY HOSPITAL CLINICAL LABORATORY		992	375	27%	1,367
CREEKSIDE CARE CENTER	1	1,191	175	13%	1,367
MYTEST DIAGNOSTICS		1,295	68	5%	1,363
ASCENSION ST VINCENT'S - SOUTHSIDE		1,308	49	4%	1,357
APALACHEE CORRECTIONAL INSTITUTION EAST UNIT		1,322	26	2%	1,348

COVID-19: testing by laboratory

Data through Apr 7, 2021 verified as of Apr 8, 2021 at 09:25 AM

Data in this report are provisional and subject to change.

The numbers in the table below represent the number of Florida and non-Florida residents for whom test results were received by the Department of Health. A person can be tested by more than one laboratory and can have both positive and negative results. **Therefore, the sum of the numbers in each column will be larger than the total number of people tested.**

Reporting lab	Inconclusive	Negative	Positive	Percent positive	Total
VAVA PARTNERS LLC		528	818	61%	1,346
ABSOLUTE GENOMICS	2	1,104	210	16%	1,316
ADDICTION LABS OF AMERICA	3	1,219	79	6%	1,301
XPRESS URGENT CARE	4	1,094	196	15%	1,294
PRIMARY CARE SOUTH INC		836	450	35%	1,286
HOLIDAY CVS LLC DBA CVSPHARMACY #5155		1,218	62	5%	1,280
LAB24 INC	3	595	676	53%	1,274
NORTH VISTA HOSPITAL LABORATORY		1,066	184	15%	1,250
NAPLES URGENT CARE	1	815	432	35%	1,248
PALM HARBOR PHARMACY		1,078	165	13%	1,243
SOLARIS HEALTHCARE PALATKA		1,135	103	8%	1,238
STAGEZERO LIFE SCIENCES INC	4	1,124	103	8%	1,231
NORTH FLORIDA PEDIATRICS-TALLAHASSEE	1	1,121	103	8%	1,225
ADVANCED DIAGNOSTIC LABORATORY		1,178	47	4%	1,225
PALM BEACH ATLANTIC UNIVERSITY		1,183	37	3%	1,220
USF MORSANI CENTER FOR ADVANCED HEALTH CARE		1,072	148	12%	1,220
CLINICORE		1,124	91	7%	1,215
ST PETERSBURG PEDIATRICS	1	1,095	116	10%	1,212
PROJECT HEALTH INC	4	1,029	176	15%	1,209
PROFESSIONAL HEALTH EXAMINERS DBA PROHEALTH	1	976	224	19%	1,201
LPG COCONUT POINT		999	200	17%	1,199
ACCESS MEDICAL LABS		746	448	38%	1,194
EPN URGENT CARE NAPLES	2	792	398	33%	1,192
CARENOW URGENT CARE – FORT PIERCE		842	348	29%	1,190
NORTH FLORIDA PEDIATRICS - LAKE CITY		967	219	18%	1,186
COASTAL PEDIATRIC GROUP		1,028	156	13%	1,184
ARCPPOINT LABS OF CORAL SPRINGS FL		988	177	15%	1,165
AMERICAN SCIENTIFIC LABORATORIES LLC		1,135	15	1%	1,150
CATALYST WALK IN CLINIC		904	231	20%	1,135
CAPSTONE HEALTHCARE		802	330	29%	1,132
GROWING TOGETHER PEDIATRICS LLC		1,064	62	6%	1,126
VERITAS GENETICS	61	945	119	11%	1,125
PEDIATRICS OF CENTRAL FLORIDA PA	20	1,043	58	5%	1,121
STEWART REFERENCE LABORATORY	1	611	505	45%	1,117
EMERALD COAST PEDIATRICS		1,058	57	5%	1,115
PENSACOLA PEDIATRICS	3	871	236	21%	1,110
TYNDALL AIR FORCE BASE		890	210	19%	1,100
GENEIQ		1,035	63	6%	1,098
XYZ LABORATORY	8	942	146	13%	1,096
PRIMARY CARE OF THE TREASURE COAST		946	134	12%	1,080
COLLIER URGENT CARE CENTERS CREEKSIDE		950	121	11%	1,071
PROFESSIONAL HEALTH EXAMINERS		921	147	14%	1,068
AMERICAN FAMILY CARE PENSACOLA WEST		533	533	50%	1,066
HENDRY REGIONAL MEDICAL CENTER CLINICAL LABORATORY		809	254	24%	1,063
RAINBOW RIVER MEDICAL LABORATORY		978	83	8%	1,061
FISHERMENS HOSPITAL CLINICAL LAB		966	93	9%	1,059
MINUTECLINIC, LLC DBA MINUTECLINIC #4717		1,001	42	4%	1,043

COVID-19: testing by laboratory

Data through Apr 7, 2021 verified as of Apr 8, 2021 at 09:25 AM

Data in this report are provisional and subject to change.

The numbers in the table below represent the number of Florida and non-Florida residents for whom test results were received by the Department of Health. A person can be tested by more than one laboratory and can have both positive and negative results. **Therefore, the sum of the numbers in each column will be larger than the total number of people tested.**

Reporting lab	Inconclusive	Negative	Positive	Percent positive	Total
CAPE CANAVERAL HOSPITAL		756	286	27%	1,042
INTERLACHEN PEDIATRICS		1,002	39	4%	1,041
LENCO MEDICAL LABORATORY		986	54	5%	1,040
INTERLACHEN PEDIATRICS PA		972	53	5%	1,025
EAST LAKE PEDIATRICS		897	123	12%	1,020
VRL EUROFINs - DALLAS		996	13	1%	1,009
VERITOR		850	158	16%	1,008
HALIFAX MEDICAL CENTER-PORT ORANGE LAB		864	142	14%	1,006
PHAROS HEALTH		756	247	25%	1,003
THE HEALTH CENTER OF PLANT CITY		925	77	8%	1,002
SPEARHEAD MEDICAL		906	95	9%	1,001
WOODLANDS MEDICAL SPECIALISTS		733	262	26%	995
LAKELAND REGIONAL HEALTH - PWC/OB		36	954	96%	990
ADVENTHEALTH EXPRESS CARE AT WALGREENS		858	128	13%	986
NORTH FLORIDA PEDIATRICS PA - SUWANNEE	3	845	129	13%	977
NORTH OKALOOSA MEDICAL CENTER		622	340	35%	962
HISTOPATHOLOGY SERVICES, LLC		845	107	11%	952
BAPTIST HEALTH - MD ANDERSON CANCER CENTER		939	5	1%	944
UNIVERSITY OF WEST FLORIDA STUDENT HEALTH SERVICES	1	816	127	13%	944
MOLECULAR TESTING LABS		852	88	9%	940
COVANCE CLINICAL RESEARCH UNIT INC		913	26	3%	939
ENCOMPASS HEALTH		915	22	2%	937
C.W. BILL YOUNG VA MEDICAL CENTER	1	21	914	98%	936
TACACHALE CLINICAL LABORATORY	1	876	49	5%	926
INTEGRITY LABORATORIES, LLC	4	756	165	18%	925
GENE TOX WORLDWIDE	60	736	125	14%	921
FAST TRACK URGENT CARE CENTER		4	915	100%	919
LOOP PEDIATRICS PA	3	771	139	15%	913
CHILDRENS MEDICAL ASSOCIATION		825	83	9%	908
NORTH FLORIDA PEDIATRICS PA	2	790	115	13%	907
CONSULATE HEALTH CARE OF NEW PORT RICHEY	2	772	126	14%	900
CVS HEALTH		706	191	21%	897
LEE COUNTY EMERGENCY MEDICAL SERVICE	1	775	121	13%	897
DEPARTMENT OF CLINICAL LABS	1	873	20	2%	894
CLARITY LABS		797	95	11%	892
VIERA HOSPITAL, INC		708	181	20%	889
NORTH SHORE LIJ URGENT CARE PC		834	53	6%	887
Point of Care Testing	1	125	760	86%	886
JACKSONVILLE BEACH PEDIATRIC CARE CENTER		818	65	7%	883
CYPRESS VILLAGE	1	848	25	3%	874
NORTH FLORIDA MEDICAL GROUP		717	151	17%	868
BREVARD HEALTH ALLIANCE		590	276	32%	866
DOCTOR'S MEMORIAL HOSPITAL		694	165	19%	859
BETHESDA HEALTH URGENT CARE		727	131	15%	858
REDI MED LLC		694	164	19%	858
COASTAL PHYSICIANS, LLC		693	163	19%	856
BREVARD HEALTH ALLIANCE INC, THE		800	49	6%	849

COVID-19: testing by laboratory

Data through Apr 7, 2021 verified as of Apr 8, 2021 at 09:25 AM

Data in this report are provisional and subject to change.

The numbers in the table below represent the number of Florida and non-Florida residents for whom test results were received by the Department of Health. A person can be tested by more than one laboratory and can have both positive and negative results. **Therefore, the sum of the numbers in each column will be larger than the total number of people tested.**

Reporting lab	Inconclusive	Negative	Positive	Percent positive	Total
NCHMD, INC SOUTHEAST IMMEDIATE CARE		661	187	22%	848
24 HOUR PEDIATIC CARE CENTER	4	786	58	7%	848
AUGUSTUS LABS LLC		696	148	18%	844
FAMILY HEALTH CENTERS OF SWF LABS	2	737	101	12%	840
CRUCIAL CARE EMERGENCY MEDICINE DOCTORS		671	168	20%	839
Tampa Lakes Health and Rehabilitation Center	2	759	73	9%	834
SOLARIS HEALTHCARE CHARLOTTE HARBOR		784	50	6%	834
PALM GARDEN OF PORT SAINT LUCIE		822	10	1%	832
CARE ONE OF FLORIDA LLC		575	256	31%	831
CENTRAL FLORIDA HEALTH CARE INC		714	117	14%	831
CALHOUN LIBERTY HOSPITAL		663	163	20%	826
SPRING HILL HEALTH AND REHABILITATION CENTER		797	25	3%	822
FLORIDA HOSPITAL ORLANDO		743	74	9%	817
PEBBLEBROOK PHARMACY	1	689	125	15%	815
ANY LAB TEST NOW	1	552	260	32%	813
ASAP LABS LLC	7	655	151	19%	813
EAST LAKE PEDIATRICS PA		737	74	9%	811
LIFE CARE CENTER OF NEW PORT RICHEY		773	37	5%	810
ASCENSION ST VINCENT'S - CLAY		775	35	4%	810
MIDWAY SPECIATLY CARE CENTER	1	584	221	27%	806
PRIMARY CARE SERVICES AT INDIAN RIVER ESTATES		781	25	3%	806
PRIMARY CARE SERVICES AT ST ANDREWS ESTATES		806			806
FG RAPID RESULTS	5	470	329	41%	804
LAB DOCTOR		705	96	12%	801
DYNIX DIAGNOSTICS	2	528	269	34%	799
AMERICAN MEDICAL RESPONSE		791	8	1%	799
NITE LITE PEDIATRICS		234	564	71%	798
GOLDEN GATE FAMILY CLINIC		332	463	58%	795
NONE		308	487	61%	795
ALTAMONTE MD		583	212	27%	795
CLINICAL PATHOLOGY LABS INC		716	79	10%	795
PALACE NURSING HOME & REHAB CENTER		757	36	5%	793
FLORIDA GULF COAST UNIVERSITY		601	190	24%	791
TELESCOPE HEALTH LLC	4	660	120	15%	784
VITAS HEALTHCARE CORPORATION OF FLA	1	776	5	1%	782
Fernandina Beach Rehabilitation and Nursing Center	1	759	19	2%	779
DAIRY ROAD URGENT CARE	2	643	131	17%	776
FAMILY HEALTH CENTERS OF SOUTHWEST FLORIDA INC		689	85	11%	774
FLAGLER COUNTY HEALTH DEPARTMENT	3	596	174	23%	773
EXPRESS PHARMACY		711	57	7%	768
VENICE REGIONAL BAYFRONT HEALTH (PULMONARY)		637	130	17%	767
POINT WASHINGTON MEDICAL CLINIC	1	557	207	27%	765
MACDILL AIR FORCE BASE		713	51	7%	764
BERNHARDT LABORATORIES	2	685	74	10%	761
Victoria Nursing and Rehabilitation Center		707	53	7%	760
SOUTHEAST ALABAMA MEDICAL CENT		702	56	7%	758
AFC URGENT CARE CLEARWATER	1	171	585	77%	757

COVID-19: testing by laboratory

Data through Apr 7, 2021 verified as of Apr 8, 2021 at 09:25 AM

Data in this report are provisional and subject to change.

The numbers in the table below represent the number of Florida and non-Florida residents for whom test results were received by the Department of Health. A person can be tested by more than one laboratory and can have both positive and negative results. **Therefore, the sum of the numbers in each column will be larger than the total number of people tested.**

Reporting lab	Inconclusive	Negative	Positive	Percent positive	Total
KENDALL HEALTHCARE PROPERTIES DBA	2	726	28	4%	756
ETHOS WELLNESS PHARMACY		708	48	6%	756
MINUTE CLINIC INCORPORATE		722	32	4%	754
WILLOWBROOKE COURT AT EDGEWATER POINTE ESTATES		745	9	1%	754
GULF COAST VILLAGE		715	39	5%	754
MEDLAB DIAGNOSTICS, LLC		697	55	7%	752
MINUTECLINIC LLC, #10357		746	5	1%	751
NORTHEAST FLORIDA NEUROLOGY CLINICS, INC		637	113	15%	750
ORLANDO HEALTH AND REHAB CENTER		700	44	6%	744
SANTA ROSA MEDICAL GROUP		575	167	23%	742
MOORINGS PARK INSTITUTE, INC, THE		713	28	4%	741
ADVENT HEALTH LAB - ORLANDO		434	306	41%	740
MAIN STREET MEDICAL CENTER		208	528	72%	736
PHYSICIANS STAT LAB INC		645	90	12%	735
DISNEY COVID TEST SITE		703	14	2%	717
PALM GARDEN OF VERO BEACH		670	46	6%	716
Crestview Rehabilitation Center	5	582	129	18%	716
BOND AND STEELE CLINIC PA		509	205	29%	714
PEDIATRIC HEALTHCARE ALLIANCE		671	40	6%	711
BOCA GRANDE HEALTH CLINIC		672	38	5%	710
RESTORE HEALTH URGENT CARE		568	141	20%	709
ADVENTHEALTH MEDICAL GROUP PROMPT CARE		503	205	29%	708
LIFE CARE CENTER OF PENSACOLA		657	49	7%	706
GRAND COURT TAMPA		701	4	1%	705
PENSACOLA PEDIATRICS PA - TIGER POINT	22	673	8	1%	703
MOUNT SINAI LABORATORY		664	32	5%	696
PREMIER MEDICAL LABORATORY SERVICES	2	468	225	32%	695
MEDICAL CENTER OF DELTONA, INC		589	104	15%	693
CARITHERS PEDIATRIC GROUP		637	55	8%	692
LIFE CARE CENTER OF ORANGE PARK		657	32	5%	689
ORANGE BLOSSOM FAMILY HEALTH		650	35	5%	685
BUFFALO CROSSING HEALTHCARE & REHABILITATION CTR		667	16	2%	683
NCH HEALTHCARE SYSTEM MICROBIOLOGY LAB		2	681	100%	683
SUWANNEE HEALTH AND REHABILITATION CENTER		677	5	1%	682
J AND G MEDICAL GROUP LLC		563	119	17%	682
WHITE-WILSON MEDICAL CENTER - FORT WALTON BEACH		651	22	3%	673
JOHN KNOX VILLAGE HEALTH CENTER		647	26	4%	673
TREE HOUSE PEDIATRICS PLLC		606	67	10%	673
THE PRESERVE		663	10	1%	673
GULF COAST MOLECULAR LABORATORIES	13	555	104	15%	672
MINI ER ADULT AND PEDIATRIC URGENT CARE		574	98	15%	672
MEDICAL FP – WHOLE FAMILY HEALTH CENTER		552	120	18%	672
MEDONE URGENT CARE CENTER		449	223	33%	672
NATURE COAST MEDICAL GROUP		561	111	17%	672
NORTH FL SOUTH GA HCS-LAKE CITY		657	13	2%	670
BOND CLINIC PA PEDIATRICS DEPT		620	49	7%	669
FORT MYERS INTERNAL MEDICINE, LLC		599	64	10%	663

COVID-19: testing by laboratory

Data through Apr 7, 2021 verified as of Apr 8, 2021 at 09:25 AM

Data in this report are provisional and subject to change.

The numbers in the table below represent the number of Florida and non-Florida residents for whom test results were received by the Department of Health. A person can be tested by more than one laboratory and can have both positive and negative results. **Therefore, the sum of the numbers in each column will be larger than the total number of people tested.**

Reporting lab	Inconclusive	Negative	Positive	Percent positive	Total
MANOR PINES CONVALESCENT CENTER LLC	1	638	22	3%	661
ST JOHN'S NURSING CENTER		637	24	4%	661
DIAMOND RIDGE HEALTH AND REHABILITATION		625	35	5%	660
POINT OF CARE TESTING SITE		630	26	4%	656
VETERANS AFFAIRS MEDICAL CENTER	1	42	612	93%	655
MANOR CARE HEALTH SERVICES - FT MYERS		629	26	4%	655
WHITE WILSON MEDICAL CENTER PA - NAVARRE		533	120	18%	653
PEDIATRIC HEALTHCARE ALLIANCE PA		600	52	8%	652
CLEWISTON NURSING AND REHABILITATION CENTER		637	14	2%	651
MAVERICK LABS		461	188	29%	649
HOLMES REGIONAL MEDICAL CENTER		11	637	98%	648
EDEN SPRINGS NURSING AND REHAB CENTER		535	111	17%	646
BALDWIN PEDIATRICS	1	616	29	4%	646
MID-FLORIDA PATHOLOGY		480	164	25%	644
LIFE CARE CENTER OF HILLIARD		621	22	3%	643
WILLOW BROOKE COURT AT INDIAN RIVER ESTATES		598	44	7%	642
GOLDEN GLADES NURSING & REHABILITATION CTR		624	18	3%	642
MEDONE URGENT CARE AT ST. AUGUSTINE		215	421	66%	636
NCH HEALTHCARE BONITA		498	137	22%	635
ARTHREX MEDICAL CENTER	1	508	124	20%	633
PHYSICIANS PRIMARY CARE LAB	1	552	77	12%	630
PALM GARDEN OF CLEARWATER		612	18	3%	630
MILLER BIOCONNECT		566	63	10%	629
CITY MEDICAL OF NEW JERSEY, PC		572	56	9%	628
VITAS HEALTHCARE CORP OF CENTRAL FL		602	25	4%	627
MAYFLOWER ASSISTED LIVING		620	7	1%	627
WATSON THERAPEUTICS INC	1	592	33	5%	626
OCALA FAMILY MEDICAL CENTER INC	2	540	77	12%	619
SEBASTIAN RIVER MEDICAL CENTER	2	441	174	28%	617
BHA CENTRAL COUNTY CLINIC		543	74	12%	617
VETERANS AFFAIRS MEDICAL CENTER - JAMES A HALEY			614	100%	614
CHILDRENS CLINIC WEST FLORIDA PEDIATRICS		562	52	8%	614
CLINICAL ENTERPRISE, INC		592	21	3%	613
EMERALD SHORES HEALTH AND REHABILITATION		514	97	16%	611
HOLY CROSS HOSPITAL		12	598	98%	610
NSPIRE HEALTHCARE MIAMI LAKES	8	588	14	2%	610
CONSULATE HEALTHCARE OF VERO BEACH	14	511	83	14%	608
Signature HealthCare Center of Waterford		571	33	5%	604
SABAL PALMS HEALTH AND REHAB		551	52	9%	603
CLIFFORD CHESTER SIMS STATE VETERANS		589	12	2%	601
PATIENTS FIRST - MAHAN DRIVE		164	436	73%	600
RAINBOW PEDIATRIC CENTER PA		562	38	6%	600
PALM GARDEN OF TAMPA		570	29	5%	599
DASCENA, INC	3	532	60	10%	595
BROOKDALE FORT MYERS CYPRESS LAKE		590	2	0%	592
HMA SANTA ROSA MEDICAL CENTER LLC DBA		469	122	21%	591
BALDOMERO LOPEZ STATE VETERANS NURSING HOME	2	582	4	1%	588

COVID-19: testing by laboratory

Data through Apr 7, 2021 verified as of Apr 8, 2021 at 09:25 AM

Data in this report are provisional and subject to change.

The numbers in the table below represent the number of Florida and non-Florida residents for whom test results were received by the Department of Health. A person can be tested by more than one laboratory and can have both positive and negative results. **Therefore, the sum of the numbers in each column will be larger than the total number of people tested.**

Reporting lab	Inconclusive	Negative	Positive	Percent positive	Total
EXPRESS URGENT CARE LLC		1	584	100%	585
CHILDRENS MEDICAL ASSOCIATION PA		518	67	11%	585
SHORELINE PHYSICIAN GROUP		364	219	38%	583
BAPTIST PRIMARY CARE	2	466	115	20%	583
THERADOC		152	429	74%	581
CONTINENTAL CLINICAL RESEARCH, LLC		524	57	10%	581
SEMINOLE NURSING PAVILION		573	8	1%	581
MANOR CARE NURSING CENTER OF SARASOTA FL LLC□		493	87	15%	580
AMERICA'S PHARMACY LLC		509	70	12%	579
Plantation Bay Rehabilitation Center		553	24	4%	577
SOLARIS HEALTHCARE LAKE CITY		475	101	18%	576
DAVITA LABORATORY		471	104	18%	575
HEARTLAND PEDIATRICS OF LAKE WALES		519	56	10%	575
PIONEER CLINICAL LAB LLC		468	106	18%	574
Palm Garden of Ocala		475	98	17%	573
MEDICAL VB		451	121	21%	572
TENNESSEE DOH - NASHVILLE	2	504	66	12%	572
VALENCIA HILLS HEALTH AND REHABILITATION CENTER		556	13	2%	569
HARBOUR HEALTH CENTER		552	17	3%	569
PALMETTO FAMILY HEALTHCARE	1	367	199	35%	567
SHORE ACRES CARE CENTER		530	36	6%	566
SIGNATURE HEALTHCARE OF BROOKWOOD GARDENS		555	8	1%	563
ECCOLAB GROUP	1	148	413	73%	562
PREMIER MEDICAL CENTER LLC	11	523	28	5%	562
VILLA MARIA NURSING & REHAB CENTER INC	1	543	14	3%	558
QUOTIENT SCIENCES		540	17	3%	557
AFC URGENT CARE FAMILY CARE			557	100%	557
UNIVERSITY OF TAMPA INC, THE		542	13	2%	555
PRINCIPLE LABORATORY	8	539	7	1%	554
DXTERITY DIAGNOSTICS	2	518	34	6%	554
The Sands at South Beach		549	4	1%	553
HEALTH CENTER AT BRENTWOOD	1	506	46	8%	553
FOUNTAIN MANOR HEALTH AND REHAB CENTER	1	532	20	4%	553
PALM GARDEN OF JACKSONVILLE□	2	470	80	14%	552
NEMOURS CHILDERN'S HOSPITAL		453	98	18%	551
MICHAEL A MIDDLETON MD PA□		523	28	5%	551
Southern Oaks Care Center	1	512	37	7%	550
VETERANS AFFAIRS MEDICAL CENTER - GAINESVILLE		3	547	99%	550
DOH – INDIAN RIVER		459	89	16%	548
VETERANS AFFAIRS MEDICAL CENTER - BAY PINES		18	529	97%	547
VITAE DIAGNOSTICS		534	13	2%	547
MANOR OAKS NURSING & REHAB CENTER	5	539	2	0%	546
NCF DIAGNOSTICS & DNA TECHNOLOGIES	15	213	318	58%	546
COASTAL URGENT CARE		428	116	21%	544
DOCTORS CENTER,THE		432	111	20%	543
LIFEBRITE	2	328	212	39%	542
INTERNAL MEDICINE & PEDIATRICS OF TAMPA BAY PA		468	72	13%	540

COVID-19: testing by laboratory

Data through Apr 7, 2021 verified as of Apr 8, 2021 at 09:25 AM

Data in this report are provisional and subject to change.

The numbers in the table below represent the number of Florida and non-Florida residents for whom test results were received by the Department of Health. A person can be tested by more than one laboratory and can have both positive and negative results. **Therefore, the sum of the numbers in each column will be larger than the total number of people tested.**

Reporting lab	Inconclusive	Negative	Positive	Percent positive	Total
The Manor at Blue Water Bay		479	60	11%	539
FLORIDA DEPARTMENT OF HEALTH IN CALHOUN COUNTY		405	132	25%	537
ARCPPOINTS LABS		469	67	13%	536
FIRST CHOICE PEDIATRICS		433	102	19%	535
RUSKIN HEALTH CENTER		321	213	40%	534
NEW YORK HOSPITAL LABORATORIES	1	520	13	2%	534
HOPE HOSPICE AND COMMUNITY SERVICES INC	14	500	20	4%	534
RICARDO NAVARRO DO PA		459	73	14%	532
AFC URGENT CARE SEMINOLE	1		531	100%	532
MEMORIAL PEMBROKE 24/7 CARE CENTER		408	123	23%	531
FLOMEDILAB		300	230	43%	530
AFC URGENT CARE TYRONE		4	525	99%	529
MED FAST URGENT CARE CENTER		260	268	51%	528
MEDICAL CENTER CLINIC-IMMEDIATE CARE	1	423	104	20%	528
FLORIDA HOSPITAL WAUCHULA		388	139	26%	527
ADVENT HEALTH - DELTONA ER		442	84	16%	526
FHMG FLORIDA HOSPITAL MEDICAL GROUP		486	40	8%	526
WELL-BEING MEDICAL CENTER PLLC		477	48	9%	525
WEST GABLES HEALTH CARE CENTER		514	11	2%	525
JACKSON MEMORIAL PERDUE MEDICAL CENTER		497	27	5%	524
FLORIDA HOSPITAL MEDICAL GROUP		313	211	40%	524
AFC URGENT CARE		144	380	73%	524
NAPLES CHILDREN'S URGENT CARE		462	62	12%	524
JACKSON MEMORIAL LONG TERM CARE CENTER		489	30	6%	519
DBI HEALTH INC		502	15	3%	517
RIVER GARDEN HEBREW HOME FOR THE AGED		462	55	11%	517
CHURCH OF SCIENTOLOGY FLAG SERVICE ORGANIZATION		503	12	2%	515
FLORIDA DEPARTMENT OF HEALTH CLAY COUNTY	1	415	98	19%	514
MEDFAST URGENT CARE CENTERS		231	282	55%	513
ENZO CLINICAL LABS INC	3	483	25	5%	511
Good Samaritan Society Kissimmee Village		446	65	13%	511
THE PALACE AT HOMESTEAD	1	490	20	4%	511
STEWART SEBASTIAN RIVER MEDICAL CENTER		454	56	11%	510
HILLCREST HEALTH CARE & REHABILITATION CENTER	3	491	15	3%	509
URGENT CARE EXPRESS LLC		184	324	64%	508
ST CLOUD REGIONAL MEDICAL CENTER CLINICAL LAB		394	113	22%	507
BROWARD PARTNERSHIP	6	492	8	2%	506
LIFE CARE CENTER OF PALM BAY□		478	28	6%	506
LAUDERDALE NURSING CENTER LLC	1	486	19	4%	506
SOUTHERN LABORATORY SERVICES OF NWF		467	37	7%	504
SUSANNA WESLEY HEALTH CENTER		466	37	7%	503
CITRUS NURSING CENTER LLC		457	46	9%	503
BENTON PEDIATRICS INC		449	53	11%	502
CARENOW	2	283	217	43%	502
NURSING PLUS OF BROWARD LLC	1	477	22	4%	500
CLINICAL PATHOLOGY LABS		388	111	22%	499
ORLANDO HEALTH CENTER FOR REHABILITATION		484	14	3%	498

COVID-19: testing by laboratory

Data through Apr 7, 2021 verified as of Apr 8, 2021 at 09:25 AM

Data in this report are provisional and subject to change.

The numbers in the table below represent the number of Florida and non-Florida residents for whom test results were received by the Department of Health. A person can be tested by more than one laboratory and can have both positive and negative results. **Therefore, the sum of the numbers in each column will be larger than the total number of people tested.**

Reporting lab	Inconclusive	Negative	Positive	Percent positive	Total
SUNSHINE URGENT CARE LLC		346	152	31%	498
LITTLE PINE PEDIATRICS PLLC	3	433	59	12%	495
HERON POINTE HEALTH AND REHABILITATION	1	491	3	1%	495
MANOR AT CARPENTERS		461	32	6%	493
Palm Garden of Largo		489	4	1%	493
ASCEND CLINICAL	7	415	71	14%	493
PW WINDERMERE SUBTENANT LLC		491	2	0%	493
PARKLANDS FACILITY INC	4	446	42	9%	492
SANDBAY URGENT CARE		396	95	19%	491
FLO-MEDILAB SERVICES LLC		194	296	60%	490
CHAUTAUQUA REHABILITATION AND NURSING CENTER		478	10	2%	488
E-LAB OF FLORIDA		439	47	10%	486
CARE ONE OF FLORIDA	1	336	148	31%	485
PALM GARDEN OF WINTER HAVEN	3	466	16	3%	485
GANDY CROSSING CARE CENTER	1	467	16	3%	484
GOOD SAMARITAN CENTER		478	3	1%	481
HARTS HARBOR HEALTH CARE CENTER		457	24	5%	481
NORTH FLORIDA RETIREMENT VILLAGE		479	2	0%	481
ANCIENT CITY PEDIATRICS	1	461	18	4%	480
HOSPICE OF THE FLORIDA SUNCOAST,THE		477	3	1%	480
PALM GARDEN OF ORLANDO		446	34	7%	480
Quest Diag Unspecifd	1	320	159	33%	480
SOLARIS HEALTHCARE OSCEOLA		456	24	5%	480
FAIRWAY OAKS CENTER LLC	6	468	6	1%	480
Colonial Lakes Health Care		434	45	9%	479
MAGNOLIA FAMILY URGENT CARE		431	46	10%	477
NEW PLANT CITY FAMILY CARE	1	259	217	45%	477
NAVAL HOSPITAL - JACKSONVILLE		137	340	71%	477
MOBILE MEDICAL ASSOCIATES PL	17	408	52	11%	477
MEDIPATH		51	425	89%	476
ADVENTHEALTH EXPRESS CARE AT WALGREENS 49TH STREET		405	71	15%	476
Cypress Cove Care Center		375	100	21%	475
ADVENTHEALTH MEDICAL GROUP PROMPT CAR	1	343	128	27%	472
CONSULATE HEALTH CARE OF BAYONET POINT	4	461	7	1%	472
Solaris Healthcare Daytona	2	423	47	10%	472
NTD_EUROFINS_AIMS		429	40	9%	469
MEDSCAN LABORATORY INC	1	253	214	46%	468
MEMPHIS PATHOLOGY LABORATORY	5	440	23	5%	468
NEW YORK PRESBYTERIAN - CUMC CLINICAL		449	18	4%	467
BROOKDALE PALMER RANCH	1	407	57	12%	465
ELLENTON PEDIATRICS		445	19	4%	464
APLS SERVICES LLC D/B/A CLEAR DIAGNOSTICS	13	443	8	2%	464
Williston Care Center		399	63	14%	462
STARKE FAMILY MEDICAL CENTER		373	89	19%	462
THE PALACE MANAGEMENT - THE PALACE AT CORAL GABLES		458	3	1%	461
BRISTOL AT TAMPA, THE	4	448	8	2%	460
ADDINGTON PLACE AT WELLINGTON GREEN		451	9	2%	460

COVID-19: testing by laboratory

Data through Apr 7, 2021 verified as of Apr 8, 2021 at 09:25 AM

Data in this report are provisional and subject to change.

The numbers in the table below represent the number of Florida and non-Florida residents for whom test results were received by the Department of Health. A person can be tested by more than one laboratory and can have both positive and negative results. **Therefore, the sum of the numbers in each column will be larger than the total number of people tested.**

Reporting lab	Inconclusive	Negative	Positive	Percent positive	Total
ORLANDO VA MEDICAL CENTER			459	100%	459
6TH MEDICAL GROUP - MCDILL AFB	1	423	35	8%	459
EPN URGENT CARE		83	375	82%	458
VITAS LUTHERAN TOWERS INPATIENT PROGRAM		394	64	14%	458
TIDEWELL HOSPICE INC	2	448	7	2%	457
ABBAY DELRAY		450	6	1%	456
CLARIDGE HOUSE NURSING CENTER		437	18	4%	455
EMERALD COAST PEDIATRICS & ADOL		391	63	14%	454
Ocala Health and Rehabilitation Center		433	21	5%	454
MOOSEHAVEN HEALTH CENTER		412	42	9%	454
Solaris HealthCare Windermere		422	32	7%	454
Darcy Hall Of Life Care		440	13	3%	453
Q ANSWER LAB	1	392	59	13%	452
PORT SAINT LUCIE HOSPITAL		443	9	2%	452
BROOKSVILLE HEALTHCARE CENTER LLC		438	13	3%	451
HEALTHY STEPS PEDIATRICS		402	47	10%	449
FLORIDA HOSPITAL HEARTLAND MED CTR LAKE PLACID		347	102	23%	449
BONIFAY NURSING AND REHAB CENTER		417	31	7%	448
ASSOCIATESMD MEDICAL GROUP INC		383	65	15%	448
DIAMOND RIDGE HEALTH AND REHABILITATION CENTER		424	22	5%	446
Santa Rosa Center for Rehabilitation and Healing		375	71	16%	446
SMA SPECIALTY MEDICAL LAB		120	325	73%	445
TRINITY REGIONAL REHAB CENTER		424	19	4%	443
Parkview Rehabilitation Center at Winter Park		433	10	2%	443
VITAS HEALTHCARE CORPORATION		437	5	1%	442
NORTH FLORIDA REHABILITATION & SPECIALTY CARE		436	6	1%	442
THE SPRINGS AT BOCA CIEGA BAY		430	11	2%	441
EMERITUS AT NAPLES	2	437	1	0%	440
BAPTIST PRIMARY CARE, INC		410	30	7%	440
SOLARIS HEALTHCARE MERRITT ISLAND		394	46	10%	440
ST ANDREWS BAY SKILLED NURSING &		378	61	14%	439
UNIVERSITY OF TAMPA STUDENT HEALTH AND SHC CLINICAL LABORATORY		278	161	37%	439
UNIVERSITY OF CENTRAL FLORIDA HEALTH SERVICES		424	14	3%	438
AMEERAH LABS, LLC	2	350	84	19%	436
KINDRED HOSPITAL	10	405	21	5%	436
Bardmoor Oaks Healthcare and Rehabilitation Center		422	14	3%	436
PRO HEALTH		188	248	57%	436
ROLLINS COLLEGE WELLNESS CENTER		130	304	70%	434
Manatee Springs Rehabilitation and Nursing Center		413	20	5%	433
APP-UNIPATH, LLC	2	416	15	3%	433
ADVENT HEALTH - WESTCHASE ER		373	59	14%	432
PINES OF SARASOTA		424	7	2%	431
AVECINA MEDICAL JULINGTON	1	240	189	44%	430
FLORIDA DEPT OF HEALTH IN BREVARD COUNTY	3	364	63	15%	430
SOLARIS HEALTHCARE BAYONET POINT		412	17	4%	429
CLERMONT HEALTH AND REHABILITATION CENTER		396	32	7%	428
INDIAN RIVER CTR, LLC		376	52	12%	428

COVID-19: testing by laboratory

Data through Apr 7, 2021 verified as of Apr 8, 2021 at 09:25 AM

Data in this report are provisional and subject to change.

The numbers in the table below represent the number of Florida and non-Florida residents for whom test results were received by the Department of Health. A person can be tested by more than one laboratory and can have both positive and negative results. **Therefore, the sum of the numbers in each column will be larger than the total number of people tested.**

Reporting lab	Inconclusive	Negative	Positive	Percent positive	Total
PEDIATRICS BY THE SEA		411	17	4%	428
DIGNITY HEALING, LLC		412	15	4%	427
ABBOTT DIAGNOSTICS		408	18	4%	426
FLORIDA DEPARTMENT OF HEALTH IN LIBERTY COUNTY	3	324	97	23%	424
Destin Healthcare and Rehabilitation Center	1	381	40	9%	422
TREASURE COAST COMMUNITY HEALTH	3	351	68	16%	422
PALM GARDEN OF WEST PALM BEACH☐	4	402	15	4%	421
QUALITOX LABORATORIES		240	181	43%	421
LEHIGH REGIONAL MEDICAL CENTER LAB	2	372	47	11%	421
GARCIA CLINICAL LABORATORY		28	392	93%	420
ADVENT HEALTH - TIMBERRIDGE ER		351	68	16%	419
ORCHARD PARK HEALTH & REHABILITATION		414	5	1%	419
AYERS HEALTH & REHABILITATION CENTER		412	7	2%	419
Life Care Center of Punta Gorda	1	402	14	3%	417
WATERMARK LAKE POINTE WOODS LLC		394	18	4%	412
FAMILY CARE PARTNERS OF NORTHEAST FLORIDA LLC		338	74	18%	412
BLOUNTSTOWN REHABILITATION CENTER LLC		306	106	26%	412
PLANT CITY PEDIATRICS	1	335	75	18%	411
MINUTECLINIC LLC #3671		366	44	11%	410
HEALTHWORKS MED GROUP OF FLORIDA PA	3	399	8	2%	410
Timberridge Center for Rehabilitation and Healing		375	35	9%	410
FLORIDA DEPARTMENT OF HEALTH		360	49	12%	409
WELL HEALTH WORKS	1	363	45	11%	409
ST PETERSBURG PEDIATRICS-PARK BLVD		371	37	9%	408
VILLAGE DOCTORS OF KEYSTONE		324	84	21%	408
Consulate Health Care of North Fort Myers		394	13	3%	407
TIDE LABORATORIES		362	45	11%	407
BROOKDALE LAKE TAVARES		401	6	1%	407
AVANTE AT OCALA INC	2	374	31	8%	407
PALMS OF SEBRING		370	37	9%	407
Bayside Care Center	1	386	20	5%	407
DIAGNOSTIC & CLINICAL CARE SERVICES INC DBA		325	80	20%	405
BRIDGEWATER PARK HEALTH AND REHAB		373	31	8%	404
TRI-COUNTY NURSING AND REHABILITATION CENTER INC		389	15	4%	404
MANORCARE HEALTH SERVICES - VENICE		348	56	14%	404
SUNLAND MARIANNA COX MEDICAL CENTER		360	43	11%	403
AMBULATORY SURGERY CENTER OF BOCA RATON LTD		397	4	1%	401
FAMILY EXPRESS URGENT CARE		5	395	99%	400
WHITE-WILSON MEDICAL CENTER - NICEVILLE		354	45	11%	399
LIFE CARE PONTE VEDRA INC		388	11	3%	399
LIFE CARE CENTER OF WINTER HAVEN		381	18	5%	399
SEASIDE HEALTH AND REHABILITATION CENTER		341	58	15%	399
PruittHealth Panama City	1	333	64	16%	398
ADVENTHEALTH EXPRESS CARE AT		326	72	18%	398
MANOR CARE OF BOYNTON BEACH LLC		371	24	6%	395
MINI ER AND URGENT CARE		289	105	27%	394
Life Care Center of Ocala		325	69	18%	394

COVID-19: testing by laboratory

Data through Apr 7, 2021 verified as of Apr 8, 2021 at 09:25 AM

Data in this report are provisional and subject to change.

The numbers in the table below represent the number of Florida and non-Florida residents for whom test results were received by the Department of Health. A person can be tested by more than one laboratory and can have both positive and negative results. **Therefore, the sum of the numbers in each column will be larger than the total number of people tested.**

Reporting lab	Inconclusive	Negative	Positive	Percent positive	Total
HCSO OCCUPATIONAL HEALTH AND WELLNESS CENTER		314	78	20%	392
NATIONS BEST FAMILY HEALTH CARE		212	180	46%	392
TUSKAWILLA NURSING AND REHAB CENTER	2	382	7	2%	391
ENCOMPASS HEALTH REHABILITATION HOSPITAL OF SUNRISE	8	376	7	2%	391
JAMES A HALEY VETERANS HOSPITAL			391	100%	391
UR MEDICINE LABS- CENTRAL LABORATORY		366	24	6%	390
BARBER		13	376	97%	389
ST PETERSBURG PEDIATRICS-SEMINOLE BLVD		320	69	18%	389
ORCHARD RIDGE CARE AND REHABILITATION CENTER		370	19	5%	389
PEDIATRICS IN BREVARD PA		331	55	14%	386
FLORIDA HEART & VASCULAR MULTISPECIALTY GROUP PA		286	99	26%	385
Stacey Health Care Centers Inc. dba Riverside Care Center		353	30	8%	383
HOLISTIX TREATMENT CENTERS		373	10	3%	383
PEDIATRIC ASSOCIATES OF OCALA PA		349	34	9%	383
BROOKDALE PADDOCK HILLS	2	377	2	1%	381
University Crossing		380	1	0%	381
SERENADES IN THE VILLAGES		327	53	14%	380
BARTON HEALTH ALLIANCE	3	331	45	12%	379
SEA BREEZE REHAB AND NURSING CENTER□		370	9	2%	379
ONESTOP MEDICAL AND URGENT CARE LLC		332	47	12%	379
SPECIALTY HEALTH AND REHABILITATION CENTER		352	25	7%	377
HARDEE MANOR HEALTH CARE CENTER	1	373	3	1%	377
HEALTH PARK CARE CENTER		369	7	2%	376
ELMCROFT PINECREST	1	348	27	7%	376
BAYA PHARMACY WEST		8	368	98%	376
HEALTH CENTRAL PARK		309	66	18%	375
WALGREENS 3173		341	34	9%	375
PENSACOLA PEDIATRICS - PACE		363	12	3%	375
FAIR HAVENS CENTER, OPCO		368	7	2%	375
ACCESS MEDICAL CENTER	1	344	29	8%	374
SIGNATURE HEALTHCARE OF NORTH FLORIDA		370	4	1%	374
PALM BEACH COUNTY FIREFIGHTERS HEALTH CLINIC, LLC		318	56	15%	374
BOULEVARD REHABILITATION CENTER		358	15	4%	373
AZALEA TRACE PHYSICIAN SERVICES		369	4	1%	373
HENDRY REGIONAL MEDICAL CENTER		107	265	71%	372
TAMARAC REHABILITATION & HEALTH CENTER		367	4	1%	371
URGENT CARE BETHESDA	1	318	52	14%	371
ATLANTIC SHORES NURSING AND REHAB CENTER	1	359	10	3%	370
OCEAN VIEW NURSING AND REHAB CENTER		348	21	6%	369
SABAL DIRECT PRIMARY CARE, PA		304	65	18%	369
SAMANTHA WILSON CARE CENTER	4	355	10	3%	369
ADVENT HEALTH - TAMPA		148	221	60%	369
INFORM DIAGNOSTICS		360	9	2%	369
solaris Healthcare Parkway	2	350	17	5%	369
OKEECHOBEE COUNTY HEALTH DEPT	1	265	102	28%	368
TRENTON MEDICAL CENTER INC DBA PALMS MEDICAL GROUP	4	270	93	25%	367
VETERANS AFFAIRS MEDICAL CENTER - LAKE CITY		52	315	86%	367

COVID-19: testing by laboratory

Data through Apr 7, 2021 verified as of Apr 8, 2021 at 09:25 AM

Data in this report are provisional and subject to change.

The numbers in the table below represent the number of Florida and non-Florida residents for whom test results were received by the Department of Health. A person can be tested by more than one laboratory and can have both positive and negative results. **Therefore, the sum of the numbers in each column will be larger than the total number of people tested.**

Reporting lab	Inconclusive	Negative	Positive	Percent positive	Total
EPWORTH VILLAGE RETIREMENT COMMUNITY		361	6	2%	367
VILLAGE DOCTORS FAMILY MEDICAL CENTER OF		302	64	17%	366
ROSEWOOD HEALTH AND REHABILITATION CENTER		343	23	6%	366
HARDEE COUNTY HEALTH DEPARTMENT		294	72	20%	366
PEDIATRIC HEALTH CARE ALLIANCE, PA		329	37	10%	366
Bay Breeze Senior Living and Rehabilitation Center		311	53	15%	364
THE VILLAGES REGIONAL HOSPITAL FREESTANDING		324	39	11%	363
AVANTE AT MT DORA		355	7	2%	362
SPRINGTREE REHAB & HEALTH CARE CENTER		337	24	7%	361
BAY VILLAGE OF SARASOTA INC		358	3	1%	361
BAPTIST PRIMARY CARE INC	1	332	27	8%	360
ORLANDO ORTHOPAEDIC OUTPATIENT SURGERY CENTER LLC		356	3	1%	359
SUN COUNTRY PEDIATRICS PLLC	9	318	31	9%	358
SANFORD LABORATORIES		332	26	7%	358
HAINES CITY REHABILITATION AND NURSING CENTER		334	24	7%	358
CORAL TRACE HEALTH CARE□	2	351	5	1%	358
PENSACOLA PEDIATRICS, PA		341	17	5%	358
COLOR GENOMICS, INC.	2	349	6	2%	357
Palmetto Subacute Care Center		345	11	3%	356
Coastal Health and Rehabilitation Center		344	11	3%	355
EXCEL PEDIATRICS		299	55	16%	354
BAYSHORE DIAGNOSTICS		311	43	12%	354
MEDFAST URGENT CARE CENTER		122	231	65%	353
Marshall Health and Rehabilitation Center		304	49	14%	353
MY CLINICAL LAB		223	129	37%	352
24/7 PEDIATRIC CARE CENTERS INC		331	21	6%	352
VILLAGE AT VIENNA SQUARE,THE□	6	329	17	5%	352
CORAL BAY HEALTHCARE AND REHABILITATION	1	338	12	3%	351
KISSIMMEE FACILITY OPERATIONS LLC		326	24	7%	350
FL HUD DESTIN, LLC D/B/A GRAND BOULEVARD HEALTH		311	39	11%	350
HOLIDAY CVS LLC DBA CVS/PHARMACY #0440		335	14	4%	349
ARCPOINT LABS OF SARASOTA MANATEE		266	82	24%	348
ELMHURST HOSPITAL CENTER	1	316	30	9%	347
HEALTH DESIGNS		332	14	4%	346
COMMUNITY HEALTH AND REHABILITATION CENTER		282	63	18%	345
Vi at Lakeside Village Skilled Nursing		330	15	4%	345
SELECT REFERENCE LABORATORIES, LLC	1	331	12	3%	344
USAFSAM/PHE		174	170	49%	344
LAKE EUSTIS HEALTH AND REHABILITATION CENTER		336	8	2%	344
ESTERO ISLAND MEDICAL CENTER		273	71	21%	344
FLORIDA HEALTH CARE PLANS			343	100%	343
MIDWAY SPECIALTY CARE CENTER	3	226	114	33%	343
ADVENT HEALTH CENTRA CARE - PALM COAST		80	261	77%	341
AVANTE AT LEESBURG INC		335	5	1%	340
CRONOS CLINICAL LABORATORY	22	227	91	27%	340
CHEEK AND SCOTT DRUGS INC		281	57	17%	338
MEDICAL CENTER AT OCEAN REEF,THE		321	17	5%	338

COVID-19: testing by laboratory

Data through Apr 7, 2021 verified as of Apr 8, 2021 at 09:25 AM

Data in this report are provisional and subject to change.

The numbers in the table below represent the number of Florida and non-Florida residents for whom test results were received by the Department of Health. A person can be tested by more than one laboratory and can have both positive and negative results. **Therefore, the sum of the numbers in each column will be larger than the total number of people tested.**

Reporting lab	Inconclusive	Negative	Positive	Percent positive	Total
MY HEALTHY BLUEPRINT BY BAPTIST HEALTH CARE		285	52	15%	337
The Care Center at Pinellas Park	1	327	8	2%	336
LASER & SURGERY CENTER OF THE PALM BEACHES☐		334	2	1%	336
KEY WEST HEALTH AND REHAB	1	326	8	2%	335
AVENTURA REHAB AND NURSING CENTER		319	15	4%	334
BEAR CREEK NURSING CENTER		329	5	1%	334
JACKSONVILLE KIDS PEDIATRICS, PLLC		299	35	10%	334
Solaris Healthcare Coconut Creek		327	6	2%	333
Solaris Healthcare Lake Bennet		296	37	11%	333
NORTH PINELLAS STATMED QUICK QUALITY CLINICS		236	97	29%	333
TAVARES PEDIATRICS		281	51	15%	332
DEPARTMENT OF HEALTH BUREAU OF FAMILY		326	6	2%	332
PALMS REHABILITATION AND HEALTHCARE CENTER		293	38	11%	331
DELTONA HEALTH CARE		307	24	7%	331
RIVERS FAMILY MEDICINE PA		249	82	25%	331
ST CATHERINE'S WEST REHABILITATION HOSPITAL		317	13	4%	330
Life Care Center at Inverrary		321	9	3%	330
ADVANCED AMBULATORY SURGERY CENTER		317	13	4%	330
Heartland Healthcare of Ft. Myers	1	328	1	0%	330
Life Care Center at Wells Crossing		309	21	6%	330
ARGO SENIOR LIVING AT HAVERHILL		309	20	6%	329
PALM BEACH PEDIATRICS PA	2	282	44	13%	328
JACKSON PLAZA NURSING & REHAB CENTER	6	313	8	2%	327
SOUTHWEST ORLANDO FAMILY MEDICINE, PL		273	53	16%	326
SILVER CREEK SENIOR LIVING COMMUNITY		321	5	2%	326
LabCorp (Non-Interfaced)	1	127	198	61%	326
WIMAUMA COMMUNITY HEALTH CENTER		269	57	17%	326
PIONEER CLINICAL LAB, LLC		212	113	35%	325
GOOD SAMARITAN SOCIETY-DAYTONA		303	21	6%	324
KENNEDY PAIN CLINIC GROUP LLC		290	33	10%	323
REGENTS PARK OF BOCA RATON☐		320	3	1%	323
WESTCHESTER GARDENS LIMITED PARTNERSHIP		314	8	2%	322
Avante at Inverness		319	3	1%	322
FRICKS PHARMACY		259	63	20%	322
ROSEN MEDICAL CENTER		279	42	13%	321
AMERICAN FINNISH NURSING HOME	2	310	8	3%	320
BHA TITUSVILLE CLINIC		298	21	7%	319
PruittHealth Santa Rosa		225	94	29%	319
HOLLEY NAVARRE MEDICAL CLINIC		240	79	25%	319
FAMILY CARE PARTNERS OF NE FLORIDA LLC		246	73	23%	319
PHYSICIANS REGIONAL WALK-IN		190	128	40%	318
SIGNATURE HEALTHCARE AT THE COURTYARD		271	47	15%	318
BIOCEPT		296	22	7%	318
REHABILITATION CENTER OF LAKE CITY, THE		289	28	9%	317
MADISON FACILITY INC		313	3	1%	316
ST LUCIE EMPLOYEE HEALTH & WELLNESS CENTER		310	6	2%	316
ST JAMES HEALTH AND REHABILITATION CENTER		228	87	28%	315

COVID-19: testing by laboratory

Data through Apr 7, 2021 verified as of Apr 8, 2021 at 09:25 AM

Data in this report are provisional and subject to change.

The numbers in the table below represent the number of Florida and non-Florida residents for whom test results were received by the Department of Health. A person can be tested by more than one laboratory and can have both positive and negative results. **Therefore, the sum of the numbers in each column will be larger than the total number of people tested.**

Reporting lab	Inconclusive	Negative	Positive	Percent positive	Total
VILLAGE PLACE NH LLC		288	27	9%	315
The Grove Health and Rehabilitation		291	24	8%	315
MANORCARE AT LELY PALMS		310	5	2%	315
AVELLINO LAB USA, INC	1	301	12	4%	314
MEDEXPRESS LUTZ		3	311	99%	314
METROPOLITAN HOSPITAL CENTER		307	7	2%	314
GENESIS MEDICAL LABORATORY MIAMI FL.		83	230	73%	313
LUTHERAN HAVEN		303	9	3%	312
ST JUDE CHILDREN'S RESEARCH HOSPITAL		297	15	5%	312
Life Care Center of Sarasota		299	13	4%	312
HEATHER HILL HEALTHCARE CENTER		266	46	15%	312
Avante at St Cloud, Inc.		302	9	3%	311
LA MER NH LLC		304	5	2%	309
POMPANO REHABILITATION AND NURSING CTR		309			309
EDGEWATER AT WATERMAN VILLAGE,THE		292	16	5%	308
FLORIDA KEYS PEDIATRICS & ADOLESCENT CENTER		291	17	6%	308
HUNT CLUB PEDIATRIC ASSOCIATES, P.A.		266	42	14%	308
RITECARE MEDICAL CENTER		228	79	26%	307
MANOR CARE OF NAPLES FL LLC		304	3	1%	307
CRYSTAL RIVER HEALTH & REHAB		304	3	1%	307
FLETCHER HEALTH AND REHABILITATION CENTER		306	1	0%	307
RENAISSANCE AT THE TERRACES		302	3	1%	305
SAINTS 120 LLC	1	270	34	11%	305
LAKELAND REGIONAL HEALTH SYSTEMS INC		39	266	87%	305
LUIS A GHIGLINO MD PA		295	10	3%	305
HOMESTEAD MANOR	2	262	41	13%	305
LORI MCAULIFFE MD PA		272	32	11%	304
TALLAHASSEE NHHI LLC	1	276	27	9%	304
HOSPICE OF LAKE & SUMTER INC	1	297	6	2%	304
CLARE BRIDGE ORMOND BEACH	1	303			304
Concordia Village of Tampa AL		298	5	2%	303
OSPREY LODGE		243	59	20%	302
CROSS POINTE CARE CENTER	2	293	6	2%	301
FLORIDA STATE HOSPITAL CLINICAL LABORATORY		297	3	1%	300
BOCA BIOLISTICS REFERENCE LABORATORY	2	185	112	37%	299
DAYTONA BEACH HEALTH AND REHAB CENTER		296	2	1%	298
ELLENTON PEDIATRICS PA		280	18	6%	298
FOUNTAIN INN NURSING & REHABILITATION CTR, INC		292	6	2%	298
ARCPPOINT LABS OF ST PETERSBURG		209	89	30%	298
BUENA VISTA URGENT CARE		264	34	11%	298
CENTERSTONE OF FLORIDA		273	24	8%	297
LODGE HEALTH AND REHABILITATION CENTER, THE		264	33	11%	297
CONSULATE HEALTH CARE OF SAFETY HARBOR		289	7	2%	296
SILVERCREST HEALTH AND REHABILITATION CENTER	3	285	8	3%	296
MACCLENNY NURSING AND REHAB		278	18	6%	296
RULEME CENTER	2	267	27	9%	296
TIERRA PINES CENTER		284	12	4%	296

COVID-19: testing by laboratory

Data through Apr 7, 2021 verified as of Apr 8, 2021 at 09:25 AM

Data in this report are provisional and subject to change.

The numbers in the table below represent the number of Florida and non-Florida residents for whom test results were received by the Department of Health. A person can be tested by more than one laboratory and can have both positive and negative results. **Therefore, the sum of the numbers in each column will be larger than the total number of people tested.**

Reporting lab	Inconclusive	Negative	Positive	Percent positive	Total
LAKE PARK OF MADISON		285	11	4%	296
BROOKDALE DESTIN		284	12	4%	296
LONGWOOD FAMILY PRACTICE		226	69	23%	295
PERSONALIZED GENETIC TESTING	3	193	99	34%	295
Avante at Orlando	1	288	6	2%	295
LIFE HOPE LABS, LLC		289	6	2%	295
SARAPATH DIAGNOSTICS		170	125	42%	295
BAY COUNTY SHERIFFS OFFICE JAIL FACILITY		249	45	15%	294
NORTHWEST MEDICAL CENTER CLINICAL LABORATORY		175	118	40%	293
AVON PARK PEDIATRICS INC	3	263	27	9%	293
BIOIQ		243	48	16%	291
Surrey Place Healthcare and Rehabilitation		289	2	1%	291
STERLING HOUSE OF DELAND		288	1	0%	289
DOCTORS MEMORIAL HOSPITAL		158	131	45%	289
AMERICAN HEALTH ASSOCIATES INC	1	270	18	6%	289
PALM GARDEN OF GAINESVILLE	2	285	2	1%	289
AUBURN UNIVERSITY MEDICAL CLINIC		227	62	21%	289
CITY OF PORT SAINT LUCIE		265	23	8%	288
FLORIDA ATLANTIC UNIVERSITY STUDENT HEALTH		238	50	17%	288
ACCURATE DIAGNOSTIC LABS, INC		270	17	6%	287
SUNCOAST URGENT CARE		216	71	25%	287
WHITE WILSON MEDICAL IMMEDIATE CARE NICEVILLE		66	221	77%	287
West Melbourne Health and Rehabilitation Center		286	1	0%	287
W FRANK WELLS NURSING HOME		257	29	10%	286
Solaris HealthCare Imperial		277	8	3%	285
BAYA POINTE NURSING AND REHABILITATION		202	83	29%	285
PARTICLE THEORY LABS		261	23	8%	284
AURORA DIAGNOSTICS BERNHARDT LABORATORIES PATHOLOGY SERVICE		190	93	33%	283
RIVERWOOD HEALTH NH LLC		244	39	14%	283
Sunset Point Center		278	4	1%	282
DAVID SCOTT MADWAR MD PA□		253	28	10%	281
Chatsworth at PGA National, LLC		268	13	5%	281
BAPTIST HEALTH SOUTH FLORIDA - WEST BOCA URGENT CARE		226	55	20%	281
renaissance health and rehabilitation center		260	20	7%	280
USA HEALTH UNIVERSITY HOSPITAL CLINICAL LABORATORY	1	269	10	4%	280
HAVEN OF OUR LADY OF PEACE INC		271	8	3%	279
CYPRESS COVE		272	6	2%	278
Solaris Senior Living North Naples ALF		269	9	3%	278
PAVILION FOR HEALTHCARE, THE		275	3	1%	278
WESTWOOD HEALTHCARE SNF		232	46	17%	278
Crossbreeze care center	1	274	2	1%	277
HARBOURWOOD	1	272	4	1%	277
Rehabilitation Center for Park Place LLC		266	11	4%	277
PRUITT HEALTH-SANTA ROSA		275	2	1%	277
STATMED QUICK QUALITY CLINIC AT NORTH PINELLAS		66	211	76%	277
VILLAGES REGIONAL HOSPITAL SURGERY CENTER LLC, THE		218	58	21%	276
CHIPOLA HEALTH AND REHAB		258	18	7%	276

COVID-19: testing by laboratory

Data through Apr 7, 2021 verified as of Apr 8, 2021 at 09:25 AM

Data in this report are provisional and subject to change.

The numbers in the table below represent the number of Florida and non-Florida residents for whom test results were received by the Department of Health. A person can be tested by more than one laboratory and can have both positive and negative results. **Therefore, the sum of the numbers in each column will be larger than the total number of people tested.**

Reporting lab	Inconclusive	Negative	Positive	Percent positive	Total
ABBOTT LABORATORIES		166	109	40%	275
Glades West Rehabilitation and Nursing Center		266	8	3%	274
JACKSONVILLE VA UNIVERSITY OPC	4	262	8	3%	274
PROTEUS MOLECULAR AND CLINICAL LAB	1	161	112	41%	274
ARBOR FACILITY INC		270	3	1%	273
VETERANS AFFAIRS MEDICAL CENTER - MIAMI		2	271	99%	273
NASSAU COUNTY JAIL		229	43	16%	272
PREMIER PLACE AT THE GLENVIEW		261	9	3%	270
PONTE VEDRA GARDENS		269	1	0%	270
PBC FIREFIGHTER BENEFIT FUND WELLNESS CENTER		225	45	17%	270
LAKESIDE NEUROLOGIC		257	12	4%	269
ADVENT HEALTH CARE CENTER	9	246	14	5%	269
BRENTWOOD RETIREMENT COMMUNITY	5	232	31	12%	268
ADVENT HEALTH CENTRA CARE - ORMOND BEACH		113	155	58%	268
Chatham Glen Healthcare and Rehabilitation Center		260	8	3%	268
FIRST CHOICE PRIMARY CARE		213	54	20%	267
SERANADES BY SONATA WEST ORANGE		236	29	11%	265
JACKSONVILLE UNIVERSITY	1	250	14	5%	265
BROWARD NURSING & REHABILITATION CTR	8	243	14	5%	265
DE LUNA HEALTH AND REHABILITATION CENTER		242	23	9%	265
WASHINGTON REHAB AND NURSING		253	10	4%	263
AMERICAN RESEARCH LABS		249	14	5%	263
Cross Gardens Care Center		262	1	0%	263
CHIPOLA MEDICAL ASSOCIATES, LLC		186	76	29%	262
AMELIA MEDICAL CARE		109	153	58%	262
CONEY ISLAND HOSPITAL		254	8	3%	262
CLIFFORD CHESTER SIMS VA NURSING HOME		251	9	3%	260
CONSULATE HEALTHCARE OF KISSIMMEE		247	12	5%	259
AZALEA TRACE		245	13	5%	258
FLORIDA WOMAN CARE LABORATORY LLC		232	26	10%	258
ALLIANCE PEDIATRICS PA		253	5	2%	258
AFTER HOURS PEDIATRICS INC	1	1	255	99%	257
DOS OF NORTH SHORES NURSING & REHAB CENTER		257			257
BOND CLINIC, PA		189	67	26%	256
ST MARK VILLAGE	1	250	5	2%	256
MIAMI JEWISH HEALTH SYSTEMS, INC	4	242	10	4%	256
NORTH FLORIDA PEDIATRICS - MARIANNA		217	39	15%	256
ADVENT HEALTH - ORLANDO		195	61	24%	256
INNOVATIVE GENOMICS, LLC		222	33	13%	255
MARTIN MEMORIAL MEDICAL CENTER LAB		128	126	50%	254
CONCIMED LLC		230	24	9%	254
FORT MYERS REHABILITATION AND NURSING CENTER		228	26	10%	254
220 GOLDEN, LLC	1	236	16	6%	253
SHELL POINT VILLAGE MEDICAL CENTER		246	7	3%	253
LAKEVIEW INTERNAL MEDICINE		191	62	25%	253
BAPTIST HEALTH URGENT CARE AT PLANTATION		209	44	17%	253
JUPITER MEDICAL CENTER URGENT CENTER		206	46	18%	252

COVID-19: testing by laboratory

Data through Apr 7, 2021 verified as of Apr 8, 2021 at 09:25 AM

Data in this report are provisional and subject to change.

The numbers in the table below represent the number of Florida and non-Florida residents for whom test results were received by the Department of Health. A person can be tested by more than one laboratory and can have both positive and negative results. **Therefore, the sum of the numbers in each column will be larger than the total number of people tested.**

Reporting lab	Inconclusive	Negative	Positive	Percent positive	Total
TERRACES OF LAKE WORTH CARE CENTER☐		240	12	5%	252
KR at Hillsborough Lakes/Lutz Healthcare		242	10	4%	252
HEARTLAND PEDIATRICS OF LAKE PLACID PA	1	221	30	12%	252
FAMILY MEDICAL CARE OF PALM BEACH		190	62	25%	252
STUART - FAIRGROUNDS		219	32	13%	251
BUREAU OF CLINICAL LABORATORIES		209	41	16%	250
WALGREENS 10670		216	34	14%	250
CARRINGTON PLACE OF ST PETE LLC		242	6	2%	248
ARDEN COURTS OF TAMPA☐	2	241	5	2%	248
BAYVIEW CENTER		242	5	2%	247
FLORIDA CLINICAL LABORATORY-BIOREFERENCE LABORATORIES		96	151	61%	247
ADVENTHEALTH EXPRESS CARE AT WESLEY CH		218	28	11%	246
AVECINA MOBILE		121	125	51%	246
Heritage Healthcare at Tallahassee		239	7	3%	246
FELLOWSHIP HOME AT THE FAIRWAY LLC		239	7	3%	246
ROSEWOOD HEALTHCARE & REHABILITATION CENTER		239	6	2%	245
HOMESTEAD VILLAGE		233	11	5%	244
MIAMI CEREBRAL PALSY RESIDENTIAL		243	1	0%	244
Consulate Health Care of St. Petersburg		237	7	3%	244
MALABAR/ADVENT CENTRA CARE		48	196	80%	244
UCC - WELLINGTON		3	240	99%	243
SEAVIEW NURSING AND REHABILITATION CENTER		234	9	4%	243
ST JOSEPH'S HOSPITAL LABORATORY			242	100%	242
ARCHER HEALTH VENTURES, LLC		217	25	10%	242
TGH		1	241	100%	242
GOOD SAMARITAN CARES		236	5	2%	241
NADAL PEDIATRICS		209	32	13%	241
ST VINCENT'S AMBULATORY CARE INC DBA	2	207	32	13%	241
WHITE WILSON MEDICAL CENTER IMMEDIATE CARE		132	108	45%	240
STERLING HOUSE OF WINTER HAVEN		237	3	1%	240
AMERICAN HOUSE SENIOR LIVING		189	51	21%	240
CLARE BRIDGE OF SARASOTA		238	2	1%	240
EDGEWOOD NURSING CENTER		229	10	4%	239
HOLISTIC PEDIATRICS GROUP LLC		218	21	9%	239
ORANGE COUNTY HEALTH DEPT		228	11	5%	239
PALM GARDEN OF AVENTURA		236	3	1%	239
SOUTHLAND SUITES OF ORMOND BEACH	4	234			238
ST AUGUSTINE HEALTH & REHAB CENTER		235	1	0%	236
SIGNATURE HEALTHCARE OF ORANGE PARK		233	3	1%	236
HOSPICE OF ST FRANCIS INC☐		229	7	3%	236
EVENT MED SERVICES LABORATORY		231	5	2%	236
FARAH MEDICAL		220	15	6%	235
REGENTS PARK AT AVENTURA		221	14	6%	235
BAY TREE CARE AND REHABILITATION CENTER		197	38	16%	235
OAK HAMMOCK AT THE UNIVERSITY OF FLORIDA		229	6	3%	235
JUPITER MEDICAL CENTER URGENT CARE - STUART		174	60	26%	234
Orchid Cove at Sarasota		233	1	0%	234

COVID-19: testing by laboratory

Data through Apr 7, 2021 verified as of Apr 8, 2021 at 09:25 AM

Data in this report are provisional and subject to change.

The numbers in the table below represent the number of Florida and non-Florida residents for whom test results were received by the Department of Health. A person can be tested by more than one laboratory and can have both positive and negative results. **Therefore, the sum of the numbers in each column will be larger than the total number of people tested.**

Reporting lab	Inconclusive	Negative	Positive	Percent positive	Total
MARTIN ACQUISITION 1 LLC DBA		220	14	6%	234
VI AT BENTLEY VILLAGE HOME CARE		232	1	0%	233
ATLANTIC URGENT CARE		155	78	33%	233
SANDY PINES	2	199	31	13%	232
ST ANTHONYS REHABILITATION HOSPITAL	9	221	2	1%	232
MANDARIN PEDIATRICS		210	22	9%	232
CCS - JOSEPH V CONTE		230	2	1%	232
OAKBROOK HEALTH AND REHABILITATION CENTER	1	216	14	6%	231
ManorCare Health Services-Palm Harbor	1	229	1	0%	231
LYNN HAVEN SPORTS COMPLEX-WALKON CLINIC		21	209	91%	230
SOLARIS SENIOR LIVING VERO BEACH		221	8	3%	229
Lake Port Square Health Center		212	17	7%	229
Flagler Health and Rehabilitation		226	3	1%	229
THE RESIDENCE AT TIMBER PINES	4	199	25	11%	228
Sunnyside Nursing Home		224	3	1%	227
LAKESIDE HEALTH CENTER		227			227
AVANTE AT ORMOND BEACH INC		221	6	3%	227
LCS SANDHILL COVE LLC DBA	6	212	9	4%	227
Jacaranda Manor		225	1	0%	226
Lakewood Nursing Center		197	29	13%	226
ASCENSION MEDICAL GROUP		5	221	98%	226
SAMIR EBEID MD		203	23	10%	226
SURREY PLACE CARE CENTER		219	7	3%	226
PARKS HEALTHCARE & REHABILITATION CTR	4	211	11	5%	226
IMA MEDICAL GROUP		158	68	30%	226
MILLENNIUM PHYSICIAN GROUP LLC		195	30	13%	225
NSPIRE HEALTHCARE LAUDERHILL		219	6	3%	225
BARTRAM CROSSING		225			225
FORT PIERCE HEALTH CARE		218	7	3%	225
HIGHLANDS URGENT CARE			225	100%	225
VETERANS AFFAIRS ORLANDO VA MEDICAL CENTER			224	100%	224
DISCOVERY VILLAGE AT MELBOURNE		197	27	12%	224
Avante at Lake Worth, Inc.		222	2	1%	224
PADDOCK RIDGE		221	3	1%	224
CHILDREN MED CARE INC		190	33	15%	223
LEHIGH VALLEY GENOMICS			223	100%	223
WIREGRASS DIRECT PRIMARY CARE PLLC		190	33	15%	223
PINNACLES PEDS CARE PA		222			222
THE PLAYERS CHAMPIONSHIP		222			222
SPRINGS AT LAKE POINTE WOODS		220	2	1%	222
NORTH FLORIDA PEDIATRICS PA - DUVAL		193	29	13%	222
ADVENT HEALTH - LAKE NONA		192	29	13%	221
Signature healthcare of Jacksonville		216	5	2%	221
CONCORD LIFE SCIENCES LLC	2	201	17	8%	220
DOCTORS MEMORIAL FAMILY MEDICINE	2	152	66	30%	220
CORAL REEF NURSING & REHABILITATION CENTER		213	7	3%	220
MORSELIFE MEMORY CARE RESIDENCE		211	9	4%	220

COVID-19: testing by laboratory

Data through Apr 7, 2021 verified as of Apr 8, 2021 at 09:25 AM

Data in this report are provisional and subject to change.

The numbers in the table below represent the number of Florida and non-Florida residents for whom test results were received by the Department of Health. A person can be tested by more than one laboratory and can have both positive and negative results. **Therefore, the sum of the numbers in each column will be larger than the total number of people tested.**

Reporting lab	Inconclusive	Negative	Positive	Percent positive	Total
Boynton Beach Rehabilitation Center	2	213	4	2%	219
ANGELS DIAGNOSTIC GROUP		174	45	21%	219
BORLAND GROOVER CLINIC	1	181	37	17%	219
WOOD LAKE HEALTH AND REHABILITATION CENTER		219			219
CONSULATE HEALTH CARE OF MELBOURNE		214	5	2%	219
CORAL GABLES NURSING & REHABILITATION CENTER		209	10	5%	219
COLONY CLUB ALF,THE	1	205	13	6%	219
BODYK		214	4	2%	218
ADVENT HEALTH CENTRA CARE - DAYTONA BEACH		94	124	57%	218
CCS - PAUL REIN DETENTION FACILITY		152	66	30%	218
life Care Center of Melbourne		201	17	8%	218
MIDWAY PRIMARY CARE, LLC	11	130	76	35%	217
ST. CLOUD REGIONAL MEDICAL CENTER		199	18	8%	217
LAKE PORT SQUARE		200	17	8%	217
THE MANOR AT CARPENTERS		185	32	15%	217
EXPERTUS LABORATORIES INC		142	75	35%	217
INN AT ASTON GARDENS, THE		209	8	4%	217
Avante at Melbourne		212	4	2%	216
BROOKDALE ATRIM WAY		210	6	3%	216
PINELLAS CARE CENTER		182	34	16%	216
FLAGLER COUNTY DETENTION CENTER		203	13	6%	216
ENCOMPASS HEALTH REHABILITATION OF SEA PINES		214	1	0%	215
Taylor Care Center		210	5	2%	215
SUPERIOR RESIDENCES OF PANAMA CITY BEACH		209	6	3%	215
PEACHTREE IMMEDIATE CARE		179	36	17%	215
GATEWAY/ADVENT CENTRA CARE	1	24	190	88%	215
MEDICAL CONSULTANTS OF FLORIDA LLC	1	181	33	15%	215
ADVANCED MEDICAL GROUP		1	213	100%	214
PATHWAY PHARMACY		178	36	17%	214
BLOCK, NATION, CHASE, AND SMOLEN FAMILY MEDICINE		157	57	27%	214
KEY LARGO - LARGO CARGO		193	21	10%	214
FLORIDA HEALTH CARE PLAN INC		2	212	99%	214
BAY VUE NURSING AND REHABILITATION CENTER		203	10	5%	213
LIFE CARE CENTER OF PORT ST. LUCIE		201	12	6%	213
Consulate Healthcare of West Palm Beach		197	16	8%	213
KINDRED HOSPITAL THE PALM BEACHES		208	5	2%	213
Bayside Health and Rehabilitation		181	31	15%	212
San Jose Health & Rehabilitation		206	6	3%	212
GUEST HOUSE OCALA, THE		205	7	3%	212
CONSULATE HEALTH CARE OF WINTER HAVEN		209	3	1%	212
POCONO MEDICAL CENTER		212			212
MACTOWN, INC		209	2	1%	211
SUNRISE DIAGNOSTIC LABORATORY		158	53	25%	211
STAR CARE		180	31	15%	211
ST PETERSBURG PEDIATRICS-EAST BAY	1	176	34	16%	211
GOOD SAMARITAN SOCIETY OF DELAND		199	11	5%	210
QUICK CARE MED LLC	1	157	52	25%	210

COVID-19: testing by laboratory

Data through Apr 7, 2021 verified as of Apr 8, 2021 at 09:25 AM

Data in this report are provisional and subject to change.

The numbers in the table below represent the number of Florida and non-Florida residents for whom test results were received by the Department of Health. A person can be tested by more than one laboratory and can have both positive and negative results. **Therefore, the sum of the numbers in each column will be larger than the total number of people tested.**

Reporting lab	Inconclusive	Negative	Positive	Percent positive	Total
HEALTH FIRST - HOLMES REGIONAL MEDICAL CENTER		32	178	85%	210
Royal Oaks Nursing and Rehab		209	1	0%	210
FULGENT GENETICS	2	166	41	20%	209
THE PALACE NURSING AND REHABILITATION CENTER		209			209
Nspire Health Care Kendall		199	10	5%	209
Whispering Oaks	11	175	23	11%	209
PALMS MEDICAL GROUP HIGH SPRINGS		174	34	16%	208
ARDEN COURTS OF FORT MYERS		201	7	3%	208
BOCA RATON REHABILITATION CENTER	4	200	4	2%	208
ARDEN COURTS OF SEMINOLE		167	41	20%	208
MATHISON RETIREMENT COMMUNITY, INC	1	198	8	4%	207
The Waterford		204	3	1%	207
The Ponce Therapy Care Center		203	4	2%	207
LAKE VIEW CARE CENTER AT DELRAY		201	6	3%	207
KENILWORTH CARE & REHABILITATION CENTER		189	17	8%	206
COLLIER PHARMACY		168	37	18%	205
Cross Terrace REhabitation		203	2	1%	205
MIRACLE HILL NURSING & REHABILITATION CENTER INC		199	6	3%	205
TARPON POINT NURSING AND REHABILITATION CENTER		202	3	1%	205
MEDICATION ROOMS-CSU/CI NURSE STATION	1	192	11	5%	204
PALM HARBOR FAMILY PRACTICE & WALK-IN		157	47	23%	204
DISCOVERY VILLAGE AT NAPLES		187	17	8%	204
PCB CLINIC		159	45	22%	204
UNIVERSITY OF MIAMI		73	130	64%	203
GLENRIDGE ON PALMER RANCH,THE		195	8	4%	203
BROOKDALE OF SPRING HILL	9	192	2	1%	203
TUSCAN GARDENS OF PALM COAST		198	5	2%	203
PATHGROUP LABS LLC		97	106	52%	203
NEW YORK CITY DEPARTMENT OF HEALTH & MENTAL		169	34	17%	203
ADVENT HEALTH CENTRA CARE - APOPKA NORTH		172	30	15%	202
POLK COUNTY HEALTH DEPARTMENT		178	24	12%	202
Governors Creek Health and Rehabilitation	1	198	2	1%	201
HIALEAH SHORES NURSING AND REHAB CENTER		193	8	4%	201
VAMC WEST PALM LAB		5	196	98%	201
CARENOW LAKE MARY		45	156	78%	201
BRADEN RIVER REHABILITATION CENTER LLC		200	1	0%	201
TRUE NORTH HEALTH NAVIGATION LLC DBA DISPATCHHEALTH	1	168	32	16%	201
PENSACOLA PEDIATRICS MILTON		189	12	6%	201
HERITAGE HEALTHCARE AND REHABILITATION CENTER		195	5	3%	200
LAB CORP	1	116	83	42%	200
MARION AND BERNARD L SAMSON NURSING CENTER		196	4	2%	200
AMA MEDICAL GROUP LLC		167	32	16%	199
BENDERSON FAMILY SKILLED NURSING AND □		182	17	9%	199
ADVENT HEALTH - CARROLLWOOD	4	169	26	13%	199
YOUR FAMILY WALK-IN CLINIC		15	184	92%	199
GRACE PEDIATRICS		167	31	16%	198
PEDIATRIC SPECIALISTS MEDICAL GROUP □	1	177	20	10%	198

COVID-19: testing by laboratory

Data through Apr 7, 2021 verified as of Apr 8, 2021 at 09:25 AM

Data in this report are provisional and subject to change.

The numbers in the table below represent the number of Florida and non-Florida residents for whom test results were received by the Department of Health. A person can be tested by more than one laboratory and can have both positive and negative results. **Therefore, the sum of the numbers in each column will be larger than the total number of people tested.**

Reporting lab	Inconclusive	Negative	Positive	Percent positive	Total
LAUREL POINT CARE ACQUISITION LLC DBA SANDGATE GARDENS REHAB AND NURSI		171	27	14%	198
DEPARTMENT OF HEALTH & HUMAN SERVICES		198			198
Sunrise Health and Rehabilitation Center		190	8	4%	198
AVANTE OF BOCA RATON		198			198
SENIOR LIVING VII TAMPA LLC	1	188	9	5%	198
GEORGE SAFRAN MD PC		184	13	7%	197
NO FLORIDA PEDIATRICS, PA		169	27	14%	196
ABBIEJEAN RUSSELL CARE CENTER		195	1	1%	196
LABCORP BURLINGTON		148	48	24%	196
RIVERWOOD CENTER,THE		186	10	5%	196
PATRIOT MEDICAL LABORATORIES		187	8	4%	195
Heritage Park Rehabilitation & Healthcare		177	18	9%	195
BRUCE S WEST MD	1	192	1	1%	194
ALLSOUTH URGENT CARE		25	169	87%	194
RIVERSIDE RECOVERY OF TAMPA		193	1	1%	194
HOSPITAL FOR SPECIAL SURGERY		191	3	2%	194
BEACON AT GULF BREEZE, THE	2	181	11	6%	194
ESCAMBIA COUNTY JAIL DETENTION DIVISION		188	5	3%	193
SARNO EXTENDED HOURS		124	69	36%	193
SUNLIFE PHARMACY		169	24	12%	193
GULF COAST MEDICAL CENTER		188	5	3%	193
CYPRESS POINT LIVING, LLC		177	15	8%	192
BARKLEY PLACE	1	187	4	2%	192
WALGREENS 4915	1	172	19	10%	192
JUNO DERMATOLOGY LLC		175	17	9%	192
BONITA PHARMACY		173	19	10%	192
FINLAY CLINICAL LABORATORY INC	1	39	152	79%	192
PEDIATRICS IN BREVARD PA- ROCKLEDGE		152	39	20%	191
HEALTH LINK DIAGNOSTIC LABORATORIES		182	9	5%	191
PARK MEADOWS HEALTH AND REHABILITATION CENTER		191			191
Hampton Court Nursing and Rehabilitation Center		189	2	1%	191
MIAMI VA HEALTHCARE SYSTEM			191	100%	191
LAKE REGIONAL URGENT CARE		12	178	94%	190
SOUTH BALDWIN REGIONAL MEDICAL CENTER		178	12	6%	190
NEO GENOMICS - FORT MYERS	1	183	6	3%	190
ADVENT HEALTH - PALM HARBOR ER		153	37	19%	190
ARDEN COURTS OF DELRAY BEACH FL LLC	3	177	10	5%	190
LEESBURG PEDIATRICS		161	29	15%	190
FLORIDA DEPARTMENT OF HEALTH IN TAYLOR COUNTY	1	145	43	23%	189
WORKPLACE SCREENING INTELLIGENCE			189	100%	189
FIRST CHOICE PEDIATRICS SEMORAN		98	91	48%	189
WILLISTON PEDIATRICS PA	1	156	32	17%	189
OCEAN REEF MEDICAL CENTER		150	38	20%	188
EDWARD J HEALEY REHAB & NURSING CENTER		188			188
WOMEN'S CARE FLORIDA LABORATORY		183	5	3%	188
VIERA MANOR ASSISTED LIVING RESIDENCE		181	7	4%	188
PROFESSIONAL URGENT CARE SERVICES		146	41	22%	187

COVID-19: testing by laboratory

Data through Apr 7, 2021 verified as of Apr 8, 2021 at 09:25 AM

Data in this report are provisional and subject to change.

The numbers in the table below represent the number of Florida and non-Florida residents for whom test results were received by the Department of Health. A person can be tested by more than one laboratory and can have both positive and negative results. **Therefore, the sum of the numbers in each column will be larger than the total number of people tested.**

Reporting lab	Inconclusive	Negative	Positive	Percent positive	Total
MCW MENTAL HEALTH LLC		183	4	2%	187
A PLUS PEDIATRICS		164	23	12%	187
PLANTATION NURSING & REHAB CENTER		187			187
JACKSONVILLE NURSING AND REHAB CENTER		178	8	4%	186
NIGHT LITE PEDIATRICS WINTER GARDEN		144	42	23%	186
ZON BEACHSIDE LLC□		149	37	20%	186
ANTHEM LAKES LLC		151	35	19%	186
CSL PLASMA		31	155	83%	186
HAWKINS FAMILY MEDICINE LLC	1	133	51	28%	185
ADVENT		172	13	7%	185
Life Care Center of Altamonte Springs		157	27	15%	184
CANTERFIELD OF CLAY COUNTY		146	38	21%	184
ST. JAMES BAY HEALTH AND REHABILITATION CENTER		183	1	1%	184
SUMMERFIELD EMERGENCY ROOM		139	45	24%	184
GEORGIA DEPARTMENT OF PUBLIC HEALTH	1	5	178	97%	184
GLADES HEALTH CARE CENTER		181	3	2%	184
BAPTIST HEALTH PRIMARY CARE	1	134	49	27%	184
SACRED HEART HEALTH SYSTEM INC		150	34	18%	184
LAKE WALES OPERATING GROUP LLC		179	5	3%	184
US MEDICAL CARE, INC		162	22	12%	184
PHYSICIANS REGIONAL MEDICAL CENTER - PINE RIDGE		20	164	89%	184
COLLIER COUNTY JAIL		182	2	1%	184
CAREATC CITY OF TAMPA	2	153	29	16%	184
TUSCAN GARDENS OF VENETIA MANAGEMENT COMPANY		169	14	8%	183
ADVENT HEALTH CENTRA CARE - WESLEY CHAPEL		13	170	93%	183
NADAL PEDIATRICS - VICTORIA STREET (3385)		155	28	15%	183
CARE CENTERS OF NASSAU		180	3	2%	183
ALL SEASONS NAPLES LLC□		177	6	3%	183
ABSOLUTE HEALTH INTERNAL MEDICINE AND PEDIATRICS		163	20	11%	183
VILLA MARIA WEST SKILLED NURSING FACILITY		176	7	4%	183
RAPID RELIABLE TESTING NY LLC		171	11	6%	182
BROOKDALE ORANGE PARK		181	1	1%	182
CANTERFIELD OF OCALA, LLC		171	11	6%	182
HEALTHPOINT MED GRP OF THE EMERALD COAST LLC		148	34	19%	182
ARDEN COURTS OF LARGO FL, LLC		159	22	12%	181
Emory L Bennett State Veterans Nursing Home		178	3	2%	181
PRIMECARE OF DOTHAN		127	54	30%	181
SUNY UPSTATE MEDICAL UNIVERSITY		165	15	8%	180
DOLPHIN POINTE HEALTH CARE LLC		160	20	11%	180
EXOSOME DIAGNOSTICS	1	160	19	11%	180
STERLING HOUSE OF PUNTA GORDA		179	1	1%	180
FIRST CHOICE PEDIATRICS INC		161	19	11%	180
HUNT CLUB PEDIATRIC ASSOCIATES PA		112	66	37%	178
VILLAGE PEDIATRICS LLC		149	29	16%	178
PEDIATRICS OF GREATER ORLANDO		153	25	14%	178
ROSECASTLE OF CITRUS		147	30	17%	177
ADVENT HEALTH CENTRA CARE - CARROLLWOOD		5	172	97%	177

COVID-19: testing by laboratory

Data through Apr 7, 2021 verified as of Apr 8, 2021 at 09:25 AM

Data in this report are provisional and subject to change.

The numbers in the table below represent the number of Florida and non-Florida residents for whom test results were received by the Department of Health. A person can be tested by more than one laboratory and can have both positive and negative results. **Therefore, the sum of the numbers in each column will be larger than the total number of people tested.**

Reporting lab	Inconclusive	Negative	Positive	Percent positive	Total
CHARTER SENIOR LIVING OF PANAMA CITY BEACH		156	21	12%	177
EMBRY RIDDLE AERONAUTICAL UNIVERSITY HEALTH SERVICES		1	176	99%	177
AMERICAN ESOTERIC LAB-BIRMINGHAM		174	3	2%	177
BRIGHTON EGGERT PHARMACY INC		170	7	4%	177
CLERMONT URGENT CARE			176	100%	176
NORTH FLORIDA INTERNAL MEDICINE PA		142	34	19%	176
GENE BY GENE		61	115	65%	176
FLORIDA DEPARTMENT OF HEALTH IN ALACHUA COUNTY -		162	14	8%	176
ORLANDO HEALTH EMERGENCY DEPARTMENT		163	12	7%	175
BVM THE BRIDGES LLC		175			175
REGENCY PARK		157	18	10%	175
BAY EDUCATORS WELLNESS CENTER		118	57	33%	175
ROSECASTLE OF ZEPHRHILLS		172	3	2%	175
The Inn at Sarasota Bay Club		173	2	1%	175
ANCHOR CARE AND REHABILITATION CENTER		173	1	1%	174
ASTON GARDENS AT PELICAN MARSH		169	5	3%	174
RDV SPORTSPLEX PEDIATRICS		146	28	16%	174
MID FLORIDA PATHOLOGY LLC MOBILE UNIT #4		121	53	30%	174
CAYUGA MEDICAL CENTER AT ITHACA		168	5	3%	173
NORTH BEACH REHABILITATION CENTER		171	2	1%	173
CENTRAL FLORIDA HEALTHCARE GROUP LLC		151	21	12%	172
AMERICAN FAMILY MEDICAL LLC		130	42	24%	172
FORT WALTON REHABILITATION CENTER		133	39	23%	172
NAPHCARE, INC AT MANATEE COUNTY JAIL		146	26	15%	172
MOBILE INFIRMARY MED CENTER PATH LAB		157	15	9%	172
TOTAL RENAL LABORATORIES INC		157	14	8%	171
VIERA DEL MAR HEALTH AND REHABILITATION CENTER		166	5	3%	171
BROOKDALE FORT MYERS THE COLONY		167	4	2%	171
SUWANNEE VALLEY NURSING CENTER		157	14	8%	171
LAKEVIEW TERRACE RETIREMENT COMMUNITY		154	17	10%	171
HIGHLANDS LAKE CENTER		165	5	3%	170
URGENT CARE OF THE PALM BEACHES, NORTH PALM BEACH			170	100%	170
Signature Healthcare of Ormond		168	1	1%	169
Life Care Center of Orlando		164	5	3%	169
NAIA		167	1	1%	168
COASTAL INTERNAL MEDICINE		130	38	23%	168
PANAMA CITY DEVELOPMENTAL CENTER□		168			168
VITAS HEALTHCARE CORPORATION OF FL		153	15	9%	168
HEARTLAND HEALTHCARE AND REHAB CENTER		146	22	13%	168
VIPEDIATRICS PLLC		153	15	9%	168
Madison Health and Rehabilitation Center		131	36	22%	167
ADVENT HEALTH CENTRA CARE - TEMPLE TERRACE	1	103	63	38%	167
OSPREY VILLAGE AT AMELIA ISLAND LTD		157	10	6%	167
WEST COAST FAMILY MEDICAL CARE		133	34	20%	167
WOODBIDGE FACILITY INC		161	5	3%	166
MEADOWCREST FAMILY PHYSICIANS		97	69	42%	166
FINNISH AMERICAN REST HOME-ALF		164	2	1%	166

COVID-19: testing by laboratory

Data through Apr 7, 2021 verified as of Apr 8, 2021 at 09:25 AM

Data in this report are provisional and subject to change.

The numbers in the table below represent the number of Florida and non-Florida residents for whom test results were received by the Department of Health. A person can be tested by more than one laboratory and can have both positive and negative results. **Therefore, the sum of the numbers in each column will be larger than the total number of people tested.**

Reporting lab	Inconclusive	Negative	Positive	Percent positive	Total
CITRUS HEALTH AND REHAB		132	33	20%	165
THE ARLINGTON OF NAPLES INC.		162	3	2%	165
BROOKDALE BONITA SPRINGS		162	3	2%	165
TERRACE AT HOBE SOUND, THE	1	154	9	5%	164
QUALITY URGENT CARE AND WELLNESS PL	3	117	44	27%	164
FREEDOM SQUARE NURSING CENTER□		156	8	5%	164
Kindred Hospital South Florida Hollywood SNU		157	7	4%	164
EAST NEW YORK DIAGNOSTIC AND TREATMENT		155	9	5%	164
TRI COUNTY NURSING HOME		162	1	1%	163
WESLEY HAVEN VILLA	1	128	34	21%	163
NO FLORIDA PEDIATRICS, PA - BRADFORD		134	29	18%	163
QUEENS HOSPITAL CENTER	1	152	10	6%	163
FHMG-FLORIDA HOSPITAL MEDICAL GROUP		138	25	15%	163
BRADENTON HEALTH CARE		163			163
D PEDIATRICS		146	17	10%	163
PRECISION GENETICS, INC		157	6	4%	163
GULFCOAST PEDIATRICS		153	9	6%	162
KINDRED HOSPITAL MELBOURNE	1	155	5	3%	161
SOMERBY LAKE NONA		154	7	4%	161
KEYSTONE REHAB		160			160
RITE MEDICAL CARE PC		158	2	1%	160
ARCADIA HEALTH AND REHABILITATION CENTER		100	60	38%	160
F&T MEDICAL RESEARCH, INC		160			160
KRYSTAL BAY NURSING AND REHABILITATION		154	6	4%	160
GREENBRIAR REHABILITATION AND NURSING CENTER	1	159			160
ISLAND HEALTH AND REHABILITATION CENTER		159	1	1%	160
DESOTO PALMS ALF		154	5	3%	159
BROOKDALE PENSACOLA		158	1	1%	159
MEASE COUNTRYSIDE HOSPITAL		2	157	99%	159
FLORIDA MEDICAL CLINIC LLC		91	67	42%	158
WUESTHOFF REF LABORATORY			158	100%	158
APOLLO HEALTH & REHABILITATION		152	6	4%	158
BARBARA O'REILLY MD PA		154	4	3%	158
DOCTORS MEMORIAL FAMILY PRACTICE	2	119	36	23%	157
GATTOLINE ENTERPRISES, INC. DBA FAMILY CARE PHARMACY		129	28	18%	157
Englewood Healthcare and Rehab		141	15	10%	156
TIMBERRIDGE NURSING HOME & REHAB		123	33	21%	156
NORTH PORT REHABILITATION AND NURSING CENTER□		155	1	1%	156
ALL FLORIDA FAMILY AND SPORTS MEDICINE		134	22	14%	156
DIAMOND RIDGE		147	8	5%	155
POINTE, THE		127	28	18%	155
PROVIDENCE HOSPITAL LABORATORY		147	8	5%	155
FLORIDA HEALTH CARE PLANS INC		2	153	99%	155
CVS		41	114	74%	155
COCOA BEACH/ADVENT CENTRA		41	114	74%	155
WILTON MANORS HEALTH & REHABILITATION CENTER		146	9	6%	155
FAWCETT MEMORIAL HOSPITAL-LAB		39	115	75%	154

COVID-19: testing by laboratory

Data through Apr 7, 2021 verified as of Apr 8, 2021 at 09:25 AM

Data in this report are provisional and subject to change.

The numbers in the table below represent the number of Florida and non-Florida residents for whom test results were received by the Department of Health. A person can be tested by more than one laboratory and can have both positive and negative results. **Therefore, the sum of the numbers in each column will be larger than the total number of people tested.**

Reporting lab	Inconclusive	Negative	Positive	Percent positive	Total
PALMETTTO FACILITY INC	1	153			154
PRUITT HEALTH		152	2	1%	154
WRIGHTS HEALTH CARE AND REHABILITATION CENTER		123	30	20%	153
LIFE BRITE		137	16	10%	153
JACKSON COUNTY HEALTH DEPARTMENT		106	47	31%	153
TUSCAN ISLE CHAMPIONSGATE OP CO LLC		150	2	1%	152
GRAVITY DIAGNOSTICS		56	96	63%	152
BENTON HOUSE AT OAKLEAF		122	30	20%	152
SUNNY HILLS ALF OF SEBRING INC		140	12	8%	152
Lehigh Acres Health and Rehabilitation		141	11	7%	152
WALGREENS 6221		135	17	11%	152
PHYSICIAN PARTNERS PERRY		88	64	42%	152
WALGREENS #06012		134	17	11%	151
MAINSTREAM DIAGNOSTIC LABORATORY LLC		129	22	15%	151
NAVARRE GARDENS LLC		126	25	17%	151
Peninsula Care and Rehab		139	12	8%	151
REFUAH HEALTH CENTER LABORATORY		143	8	5%	151
The Crossroads		149	1	1%	150
ADVENTHEALTH HOSPICE CARE CENTRAL FLORIDA		146	4	3%	150
KINDRED HOSPITAL - SOUTH FLORIDA		147	3	2%	150
CRANE CENTER		119	31	21%	150
CORE BIO LABS		76	74	49%	150
LABORATORY OF FLORIDA		97	53	35%	150
ADVENTHEALTH MEDICAL GROUP FAMILY MEDICINE AT		112	37	25%	149
JEFFERSON COUNTY HEALTH DEPARTMENT-MONTICELLO		118	31	21%	149
CHERRY OAK PALM BEACH COUNTY		141	8	5%	149
PRECISION HEALTH RESOURCES, LLC	1	133	15	10%	149
AMERICAN HOUSE COCONUT POINT		131	18	12%	149
PALM BEACH COUNTY HEALTH DEPT LAB	4	138	7	5%	149
GOLD CHOICE SENIOR COMMUNITIES		109	40	27%	149
MILLENNIUM LAB SERVICES			148	100%	148
SEAGRASS VILLAGE FLEMING ISLAND		111	37	25%	148
PEDIATRIC ASSOCIATES AT ARGYLE PA		142	6	4%	148
KINDRED HOSPITAL SOUTH FLORIDA		119	28	19%	147
TRADITION MEDICAL CENTER LABORATORY		54	93	63%	147
CROSSWINDS HEALTH AND REHABILITATION CENTER	1	144	2	1%	147
MACKOUL PEDIATRICS FORT MYERS		130	17	12%	147
PROMPT CARE OF CENTRAL FLORIDA			147	100%	147
ALLCARE MEDICAL CENTERS PC		123	24	16%	147
HCTB INC		124	23	16%	147
SONATA COCONUT CREEK	2	122	23	16%	147
CLEARWATER STATMED QUICK QUALITY CLINICS		43	104	71%	147
BOSTON RED SOX CLUB LP		144	2	1%	146
Quail Run Health Care Center		146			146
JPR URGENT MEDICAL CARE		142	4	3%	146
WEDGEWOOD HEALTHCARE CENTER		93	52	36%	145
FAMILY EXTENDED CARE OF CENTRAL TAMPA		127	18	12%	145

COVID-19: testing by laboratory

Data through Apr 7, 2021 verified as of Apr 8, 2021 at 09:25 AM

Data in this report are provisional and subject to change.

The numbers in the table below represent the number of Florida and non-Florida residents for whom test results were received by the Department of Health. A person can be tested by more than one laboratory and can have both positive and negative results. **Therefore, the sum of the numbers in each column will be larger than the total number of people tested.**

Reporting lab	Inconclusive	Negative	Positive	Percent positive	Total
BROOKDALE CAPE CORAL		145			145
TGH URGENT CARE – SEMINOLE			145	100%	145
REGENCY CARE OF BLOUNTSTOWN LLC		135	10	7%	145
HAZELDEN FLORIDA	1	139	5	3%	145
ADVENTHEALTH CENTRA CARE PONCIANA	1	81	63	43%	145
NCRNC INC		140	4	3%	144
FIRSTCARE CLINIC		72	72	50%	144
XPRESS URGENT CARE- PORT ST. LUCIE		40	104	72%	144
DAYSPRING VILLAGE		121	22	15%	143
JEFFERY WEINZWEIG		2	141	99%	143
BAYCARE HEALTH SYSTEMS		5	138	97%	143
PROVISTA DIAGNOSTICS, INC		140	3	2%	143
NEMOURS CHILDREN'S URGENT CARE		80	63	44%	143
Oakhurst Center		135	7	5%	142
MINUTECLINIC DIAGNOSTIC OF TEXAS, LLC		127	15	11%	142
DB MD		126	16	11%	142
MINUTECLINIC DIAGNOSTIC		133	8	6%	141
CLINICA HISPANA		1	140	99%	141
FAWCETT MEMORIAL HOSPITAL LABORATORY			141	100%	141
NOVARI CARE LLC		97	44	31%	141
OAKS OF KISSIMMEE HEALTH AND REHABILITATION CENTER		138	3	2%	141
PORT ST LUCIE REHABILITATION AND HEALTHCARE		98	43	30%	141
UNITED CLINICAL LABORATORIES		132	9	6%	141
GATEWAY CARE CENTER		139	1	1%	140
SEMINOLE TRIBE OF FLORIDA		115	25	18%	140
ATMORE COMMUNITY HOSPITAL LABORATORY		113	27	19%	140
Terrace Health and Rehab		138	2	1%	140
DAYSPRING SENIOR LIVING LLC		138	2	1%	140
SHC College Park		139	1	1%	140
ESCAMBIA COUNTY JAIL	1	109	29	21%	139
Signature Healthcare of Palm Beach		138	1	1%	139
LabCorp L#09258090 M#09258105		74	65	47%	139
CITRUS MEMORIAL HOSPITAL			139	100%	139
GRAND OAKS HEALTH & REHABILITATION		138	1	1%	139
Gulf Coast Healthcare (Longwood Health and Rehab		118	21	15%	139
CARE RESOURCE COMMUNITY HEALTH CENTERS INC		132	7	5%	139
AHEC CLINIC		8	130	94%	138
MV MEDICAL PRACTICE DBA PRIMARY URGENT CARE		131	7	5%	138
ADVENT HEALTH CENTRA CARE - CITRUS PARK		9	129	93%	138
SMILEY MEDICAL GROUP		108	30	22%	138
HOSPICE OF THE TREASURE COAST		133	5	4%	138
ADVENT HEALTH CENTRA CARE - DELAND		28	110	80%	138
WINDSOR OF LAKEWOOD RANCH,THE		136	2	1%	138
CARENOW URGENT CARE - LAKE MARY			138	100%	138
AMERICAN PATHOLOGY PARTNERS		136	2	1%	138
DOCTOR'S IN HOUSE LABORATORY		18	119	87%	137
SPRING HAVEN RETIREMENT	1	133	3	2%	137

COVID-19: testing by laboratory

Data through Apr 7, 2021 verified as of Apr 8, 2021 at 09:25 AM

Data in this report are provisional and subject to change.

The numbers in the table below represent the number of Florida and non-Florida residents for whom test results were received by the Department of Health. A person can be tested by more than one laboratory and can have both positive and negative results. **Therefore, the sum of the numbers in each column will be larger than the total number of people tested.**

Reporting lab	Inconclusive	Negative	Positive	Percent positive	Total
WALTON PLACE		137			137
WILLOWBROOKE COURT AT ST ANDREWS ESTATES		132	5	4%	137
PPC-LAB EDI ORCHARD BI		129	8	6%	137
MANOR AT BLUEWATER BAY		131	6	4%	137
Centre Pointe Health and Rehabilitation Center		126	11	8%	137
A2Z DIAGNOSTICS		135	1	1%	136
SONATA DELRAY BEACH		125	11	8%	136
MINUTECLINIC DIAGNOSTIC OF SOUTH CARO		112	24	18%	136
LIFE CARE CENTER OF JACKSONVILLE□		115	21	15%	136
LONGWOOD HEALTH AND REHABILITATION CENTER		124	12	9%	136
ADVENT HEALTH CENTRA CARE - ORANGE CITY	1	53	82	60%	136
CLARE BRIDGE OF CAPE CORAL	1	135			136
MANOR CARE OF PALM HARBOR		135	1	1%	136
AEGIS MEDICAL GROUP		114	22	16%	136
PEDIATRIC CARE CENTER		135			135
SONATA WEST		133	2	1%	135
MED COMP SCIENCES		3	132	98%	135
IRL MARKET LAB ALACHUA		104	31	23%	135
Lakeside Nursing and Rehabilitation Center	1	108	25	19%	134
ADVANCED MEDICAL CENTER		86	48	36%	134
STEWART MEDICAL GROUP		34	100	75%	134
ARDEN COURTS OF LELY PALMS□		131	2	2%	133
GARDENS HEALTH NH LLC		130	3	2%	133
SOUTH CAMPUS FACILITY INC		122	11	8%	133
THE REHABILITATION CENTER OF LAKE CITY		127	5	4%	132
OPPENHEIMER PLASTIC SURGERY LLC		127	5	4%	132
ARIZONA DEPARTMENT OF HEALTH SERVICES		5	127	96%	132
SUNY UPSTATE OVERFLOW LABORATORY		132			132
AMERICAN HOUSE-BONITA SPRINGS□		131	1	1%	132
CENTRACARE		18	114	86%	132
RESEARCH CENTERS OF AMERICA, LLC		109	23	17%	132
FOUNTAINS OF HOPE LLC, THE		130	1	1%	131
HARBORCHASE OF VERO BEACH	1	115	15	11%	131
INTEGRATED REGIONAL LABORATORIES		119	12	9%	131
THE WELLNESS CENTER AT LAKEWOOD RANCH		43	88	67%	131
LAKELAND REGIONAL HEALTH LAKE MIRIAM	2	87	42	32%	131
DIAGNOSTIC LABORATORY OF OKLAHOMA		105	26	20%	131
HIGHLANDS MEDICAL CENTER		127	3	2%	130
MOOSEHAVEN LIFE CARE CENTER		130			130
SONNIS PEDIATRICS PA		116	14	11%	130
VITAS HEALTHCARE		119	11	8%	130
COQUINA CENTER		125	5	4%	130
MINUTECLINIC LLC #4987		113	17	13%	130
CHARLES CROFT MD	1	127	1	1%	129
WELLNOW URGENT CARE PC		127	2	2%	129
TRI-COUNTY NURSING HOME		117	12	9%	129
WILLOW BROOKE COURT AT AZALEA TRACE		128	1	1%	129

COVID-19: testing by laboratory

Data through Apr 7, 2021 verified as of Apr 8, 2021 at 09:25 AM

Data in this report are provisional and subject to change.

The numbers in the table below represent the number of Florida and non-Florida residents for whom test results were received by the Department of Health. A person can be tested by more than one laboratory and can have both positive and negative results. **Therefore, the sum of the numbers in each column will be larger than the total number of people tested.**

Reporting lab	Inconclusive	Negative	Positive	Percent positive	Total
The Crossings		127	2	2%	129
KINDRED HOSPITAL NORTH FLORIDA	3	119	7	5%	129
BMHSI-AEL MICROBIOLOGY LABORATORY	2	102	25	19%	129
QUICK CARE MED PL CR		80	48	38%	128
LABCORP RTP		51	76	60%	127
Shoal Creek Rehabilitation Center		85	42	33%	127
ST PETERSBURG PEDIATRICS-MLK JUNIOR BLVD		118	9	7%	127
GESSLER CLINIC PA		98	29	23%	127
WEST		112	15	12%	127
HILLSBOROUGH COUNTY DEVELOPMENTAL CTR□	1	117	9	7%	127
MAGNOLIA MEDICAL CLINIC		20	106	84%	126
ARDEN COURTS OF PALM HARBOR		106	20	16%	126
ARBOR TERRACE SAN JOSE LLC	3	121	2	2%	126
PANAMA PHARMACY	3	104	18	14%	125
THE CLUB AND REHABILITATION CENTER		124	1	1%	125
IQBAL A FARUQUI MD□		93	32	26%	125
SURFSIDE URGENT CARE		102	22	18%	124
TURNING POINT OF TAMPA		117	7	6%	124
ARBOR GLEN AT ARBOR TRACE	2	113	9	7%	124
NORTH FL SOUTH GA HCS-MALCOM RANDALL VAMC			124	100%	124
BIGGERS FAMILY MEDICINE PA	1	110	13	10%	124
Mt Sinai Aventura			124	100%	124
FLORIDA DEPARTMENT OF HEALTH IN LAKE COUNTY	1	79	44	35%	124
ADVENT HEALTH CENTRA CARE - BRANDON		31	93	75%	124
LEE MEMORIAL HEALTH SYSTEM HEALTH FAIR		119	5	4%	124
KINDRED HOSPITAL-BAY AREA-ST PETERSBURG LAB	1	117	6	5%	124
VITAS HEALTHCARE CORPORATION OF FLORIDA		120	3	2%	123
WINDERMERE MEDICAL CENTER		118	5	4%	123
CITRUS MEMORIAL HEALTH SYSTEM LAB		2	121	98%	123
ISLAND URGENT CARE PLLC DBA AFC URGENT CARE		122	1	1%	123
HEARTLAND PHARMACY LAKE PLACID, INC		93	30	24%	123
MINUTECLINIC DIAGNOSTIC OF RHODE ISLAND, LLC #729		118	4	3%	122
GENEDX		47	75	61%	122
THREE OAKS PHARMACY INC		109	13	11%	122
FLORIDA ATLANTIC UNIVERSITY		115	7	6%	122
PSL NAPLES BH OPERATIONS, LLC		122			122
ALTERNATIVE LIVING, INC DBA TWIN CITIES PAVILION		119	3	2%	122
PINELLAS COUNTY JAIL			121	100%	121
SOLARIS SENIOR LIVING OF MERRITT ISLAND		117	4	3%	121
PARKVIEW HEALTH		121			121
SOUTH GEORGIA MEDICAL CENTER		81	40	33%	121
Crystal Health & Rehab Center		115	6	5%	121
MEMORY CARE OF NAPLES		121			121
SANDY RIDGE CENTER FOR REHABILITATION AND HEALING		100	21	17%	121
MEYER PEDIATRICS		107	14	12%	121
THE COURTYARD ASSISTED LIVING		117	4	3%	121
URGENT CARE TCMA			121	100%	121

COVID-19: testing by laboratory

Data through Apr 7, 2021 verified as of Apr 8, 2021 at 09:25 AM

Data in this report are provisional and subject to change.

The numbers in the table below represent the number of Florida and non-Florida residents for whom test results were received by the Department of Health. A person can be tested by more than one laboratory and can have both positive and negative results. **Therefore, the sum of the numbers in each column will be larger than the total number of people tested.**

Reporting lab	Inconclusive	Negative	Positive	Percent positive	Total
NSPIRE HEALTHCARE TAMARAC		80	40	33%	120
GRAND VILLA OF LAKELAND		114	6	5%	120
SEMINOLE SPORTS AND FAMILY MEDICINE		105	15	13%	120
L&S SENIOR CARE DBA ARCADIA OAKS	4	115	1	1%	120
MERCY MEDICAL URGENT CARE CENTER INC		69	51	43%	120
BROOKDALE JENSEN BEACH□		117	3	3%	120
ARBOR TERRACE ORTEGA LLC	2	116	2	2%	120
SEVEN HILLS HEALTH AND REHABILITATION CENTER		104	16	13%	120
Summit Medical Group		108	11	9%	119
PALMS FACILITY INC		104	15	13%	119
MD NOW MEDICAL CENTERS INC		87	32	27%	119
DIATHERIX LABORATORIES		70	49	41%	119
MATHISON RETIREMENT COMMUNITY		114	5	4%	119
MED ONE AT SAINT AUGUSTINE		87	32	27%	119
MONTEFIORE MEDICAL CENTER LABORATORIES - MOSES		109	10	8%	119
TGH URGENT CARE – TYRONE		3	116	97%	119
RDX BIOSCIENCE		60	59	50%	119
FLAGLER COLLEGE HEALTH SERVICES		86	33	28%	119
CORNERSTONE MEDICAL CARE OF BRANDON PL		98	21	18%	119
BIODESIX, INC.		89	29	25%	118
EC OPCO CARROLLWOOD LLC		111	7	6%	118
HOBDAIR FAMILY HEALTH LLC□		82	36	31%	118
ARDEN COURTS OF WEST PALM BEACH		117	1	1%	118
COASTAL HEALTH AND REHAB		110	8	7%	118
SH HERON EAST LLC□		103	15	13%	118
NEIGHBORHOOD MEDICAL CENTER		112	5	4%	117
JOHN KNOX VILLAGE OF CENTRAL FLORIDA		112	5	4%	117
BROOKDALE COLONIAL PARK	2	114	1	1%	117
BELVEDERE COMMONS OF FORT WALTON BEACH		106	10	9%	116
VILLAS OF HOLLY BROOK - BRADENTON 14TH		114	2	2%	116
PALMS EDGE	1	108	7	6%	116
UNIVERSITY HEALTH SYSTEM INC		105	11	9%	116
MY CLINICAL LAB INC		17	99	85%	116
MICRO PATH LABORATORIES INC		113	3	3%	116
LEE COUNTY SCHOOL DISTRICT	1	108	7	6%	116
OCALA CBOC		109	6	5%	115
Hialeah Nursing And Rehabilitation Center		109	6	5%	115
PRIME HEALTH OF NORTH PORT LLC		97	18	16%	115
TIFFANY HALL NURSING AND REHAB CENTER		106	9	8%	115
WESTCHESTER MEDICAL CENTER	1	109	5	4%	115
Golfview Healthcare Center		110	5	4%	115
BROWARD HEALTH CORAL SPRINGS EPIDEMIOLOGY DEPT		1	114	99%	115
SUNFLOWER SPRINGS ASSISTED LIVING		105	10	9%	115
MD 365 MEDICAL CARE		114	1	1%	115
ELAN BUENA VISTA		97	17	15%	114
FEDERATION CCRC OPERATIONS CORP		114			114
TREASURE COAST MEDICAL ASSOCIATES		4	110	96%	114

COVID-19: testing by laboratory

Data through Apr 7, 2021 verified as of Apr 8, 2021 at 09:25 AM

Data in this report are provisional and subject to change.

The numbers in the table below represent the number of Florida and non-Florida residents for whom test results were received by the Department of Health. A person can be tested by more than one laboratory and can have both positive and negative results. **Therefore, the sum of the numbers in each column will be larger than the total number of people tested.**

Reporting lab	Inconclusive	Negative	Positive	Percent positive	Total
Belleair Healthcare Center		108	6	5%	114
CABANA AT JENSEN DUNES, THE		110	4	4%	114
GENETIC TECHNOLOGICAL INNOVATIONS, LLC		101	13	11%	114
UNIVERSITY MEDICAL CENTER SUITES		100	14	12%	114
PANCARE HEALTH GULF COUNTY		86	28	25%	114
WESTWOOD NURSING & REHAB		80	34	30%	114
Courtyards of Orlando Care Center		102	12	11%	114
SOUTH BALDWIN MEDICAL CENTER GULF SHORES		91	23	20%	114
PICH KTM CORP DBA MEDTOWN PHARMACY		98	16	14%	114
PHYSICIANS REGIONAL CLINIC		84	29	26%	113
REGENCY OAKS HEALTH CENTER		111	2	2%	113
FHMG LAKE MARY PEDS		98	15	13%	113
LATE HOURS URGENT CARE		61	52	46%	113
HOSPICE OF THE EMERALD COAST INC - PANAMA CITY	2	103	7	6%	112
CLEVELAND CLINIC FOUNDATION		12	100	89%	112
SIGNATURE HEALTHCARE OF PORT CHARLOTTE		105	7	6%	112
ROHR HOME		109	3	3%	112
ALLIED HEALTH FORT PIERCE		112			112
MG PORT CHARLOTTE II SUBTENANT LLC		99	12	11%	111
MINUTECLINIC DIAGNOSTIC OF NORTH CAROL		88	23	21%	111
J FRANK AVEY MD		87	24	22%	111
ADVENTHEALTH MEDICAL GROUP PRIMARY CARE		103	8	7%	111
ORANGE PARK PEDIATRICS		101	10	9%	111
ISLAND DOCTORS		21	90	81%	111
LAKE HOUSE ASSISTED LIVING		93	17	15%	110
TUSCAN ISLE OPERATING COMPANY LLC DBA		106	4	4%	110
DELAND WELLNESS CENTER			110	100%	110
CSL PLASMA INC		7	103	94%	110
COASTAL DETOX		107	3	3%	110
ALL MY KIDS PEDIATRICS INC		77	33	30%	110
BAY PINES MEDICAL ASSOCIATES		1	108	99%	109
SUMMIT MEDICAL GROUP PA		99	10	9%	109
Riviera Health Resort		108	1	1%	109
BAY REGIONAL URGENT CARE	1	69	39	36%	109
HOSPICE OF MARTIN & ST LUCIE, INC		105	3	3%	108
EVANS HEALTH CARE		106	2	2%	108
North Lake Care Center		107	1	1%	108
VIERA HOSPITAL			107	100%	107
CAREMOUNT MEDICAL - PATHOLOGY		103	4	4%	107
BAY VIEW HEALTHCARE		85	22	21%	107
NAVY HOSPITAL			107	100%	107
KEYSTYLE LIVING LLC	1	105	1	1%	107
FHMG- FLORIDA HOSPITAL MEDICAL GROUP		94	13	12%	107
MORTON PLANT HOSPITAL NURSING		2	104	98%	106
ELMCROFT OF BELLA VITA		98	8	8%	106
HEART OF FLORIDA REGIONAL MED CTR		35	71	67%	106
PORT CHARLOTTE HMA		93	13	12%	106

COVID-19: testing by laboratory

Data through Apr 7, 2021 verified as of Apr 8, 2021 at 09:25 AM

Data in this report are provisional and subject to change.

The numbers in the table below represent the number of Florida and non-Florida residents for whom test results were received by the Department of Health. A person can be tested by more than one laboratory and can have both positive and negative results. **Therefore, the sum of the numbers in each column will be larger than the total number of people tested.**

Reporting lab	Inconclusive	Negative	Positive	Percent positive	Total
Ocala Oaks Rehabilitation Center		100	6	6%	106
VILLAGE ON THE ISLE☐		101	5	5%	106
NORTH FLORIDA EVALUATION AND TREATMENT CENTER	2	99	5	5%	106
325TH MEDICAL GROUP		87	19	18%	106
MEDICAL CONSULTANTS OF FLORIDA DBA	1	90	14	13%	105
ST PETERSBURG PEDIATRICS-SEMINOLE		92	13	12%	105
WHITE PLAINS HOSPITAL CENTER LAB		101	4	4%	105
CAN COMMUNITY HEALTH		104	1	1%	105
LENOX HILL HOSPITAL		97	8	8%	105
ASHRAF MEDICAL GROUP PLLC DBA PULSE MD		102	3	3%	105
BROOKDALE PALM COAST		105			105
ADVANCED EMURGENT CARE		28	77	73%	105
HEARTLAND SOUTH JACKSONVILLE OF JACKSONVILLE FL ,		105			105
PREDICTIVE LABORATORIES, INC	1	90	13	13%	104
G & R HEALTH MART PHARMACY		84	20	19%	104
GRANDE, THE☐	2	98	4	4%	104
VISTA MANOR		92	12	12%	104
MINUTECLINIC DIAGNOSTIC OF NORTH CARO		92	12	12%	104
EAST RIDGE RETIREMENT VILLAGE INC		104			104
PEDIATRIC CARE CENTER- JACKSONVILLE BEACH		75	29	28%	104
MENORAH HOUSE		102	1	1%	103
ST MARK ASSISTED LIVING CENTER	1	90	12	12%	103
LIFESTREAM BEHAVIORIAL CENTER		82	21	20%	103
GIBBENS FAMILY MEDICAL, LLC		84	19	18%	103
PUTNAM COUNTY SHERIFFS OFFICE		95	7	7%	102
PEDIATRIC SERVICES AND BREATHING CENTER PA		78	24	24%	102
LECONTE MEDICAL CENTER LAB		83	19	19%	102
SUNSHINE GARDENS		101	1	1%	102
HENNEPIN HEALTHCARE LABORATORY		102			102
ORLANDO LUTHERAN TOWERS ASSISTED LIVING		101			101
CCS - BROWARD COUNTY JAIL		94	7	7%	101
BROOKDALE VERO BEACH SOUTH AL		101			101
NORTH SHORE MEDICAL LABS	1	93	7	7%	101
MINUTECLINIC DIAGNOSTIC OF OHIO LLC		81	20	20%	101
MACADAMS HOME HEALTH AGENCY		100	1	1%	101
BAPTIST MEDICAL CENTER SOUTH		81	20	20%	101
MINUTECLINIC DIAGNOSTIC OF SOUTH CAROLINA, LLC		85	16	16%	101
HARBORCHASE OF NAPLES		87	13	13%	100
EMERALD COAST CENTER		96	4	4%	100
FLORIDA DEPARTMENT OF HEALTH IN WALTON COUNTY		87	13	13%	100
GLOBAL CENTRAL LABS AT PPD	2	88	10	10%	100
Consulate Health Care of Port Charlotte		98	2	2%	100
AU HEALTH		84	16	16%	100
PruittHealth Fleming Island		87	13	13%	100
DOUGLAS T JACOBSON STATE VETERANS HOME		100			100
QUALITY URGENT CARE AND WELLNESS		61	39	39%	100
Cross Landings Health and Rehabilitation		97	2	2%	99

COVID-19: testing by laboratory

Data through Apr 7, 2021 verified as of Apr 8, 2021 at 09:25 AM

Data in this report are provisional and subject to change.

The numbers in the table below represent the number of Florida and non-Florida residents for whom test results were received by the Department of Health. A person can be tested by more than one laboratory and can have both positive and negative results. **Therefore, the sum of the numbers in each column will be larger than the total number of people tested.**

Reporting lab	Inconclusive	Negative	Positive	Percent positive	Total
SANIBEL INTERNAL MEDICINE, LLC		96	3	3%	99
CENTRAL FLORIDA HEALTH CARE		47	52	53%	99
Consulate Health Care of Jacksonville		85	14	14%	99
NORTHEAST FLORIDA STATE HOSP-NURSING		98	1	1%	99
URINEGOODHANDS LLC		96	2	2%	98
BLISS HEALTHCARE SERVICES	1	74	23	23%	98
KORGENE LAB	1	28	69	70%	98
AVOW HOSPICE INC		98			98
CARE CENTERS OF NASSAU, LLC - HENDRICKS RD		98			98
FLORIDA COMMUNITY HEALTH CENTERS INC			98	100%	98
LANDMARK, THE		48	50	51%	98
PLAZA OF HALLANDALE BEACH		98			98
SEMINOLE COUNTY HEALTH DEPARTMENT		79	19	19%	98
VALLEY MEDICAL CENTER		91	7	7%	98
LANDMARK HOSPITAL SOUTHWEST FLORIDA LLC		94	3	3%	97
RIDGEWOOD DIAGNOSTIC LABORATORY		92	5	5%	97
SUPERIOR RESIDENCES OF LECANTO		82	15	15%	97
MIAMI BEACH COMMUNITY HEALTH CENTER		2	95	98%	97
EAST RIDGE RETIREMENT VILLAGE		97			97
VITAS HEALTHCARE CORP OF FLORIDA		96	1	1%	97
HURLBURT FIELD CLINIC		39	58	60%	97
MINNESOTA TWINS		92	5	5%	97
ARBOR TRAIL		77	20	21%	97
HEALTH CENTERS AT BRENTWOOD		96	1	1%	97
KALEIDA HEALTH CENTER FOR LABORATORY		91	6	6%	97
MARKET STREET VIERA		95	1	1%	96
PEDIATRIC ASSOCIATES ORLANDO		82	14	15%	96
BAYSHORE MEMORY CARE		96			96
THE TERRACE OF KISSIMMEE		80	15	16%	95
GRAND VILLA OF DELAND		89	6	6%	95
OAKS OF CLEARWATER, THE		92	3	3%	95
ADVENT HEALTH CENTRA CARE - EAST ORLANDO		65	30	32%	95
DEVANSH LAB WERKS INC		79	16	17%	95
CROSS CITY REHABILITATION AND HEALTH CARE CENTER		72	23	24%	95
DIAGNOSTIC SOLUTIONS		3	91	97%	94
PORT CHARLOTTE REHABILITATION CENTER		81	13	14%	94
ADVENT HEALTH CENTRA CARE - WATERMAN		79	15	16%	94
CONSULATE HEALTH CARE OF SARASOTA	1	93			94
QPS, LLC		91	3	3%	94
ERIE COUNTY MEDICAL CTR CLINICAL LABS		90	4	4%	94
HARBOR BEACH NURSING AND REHABILITATION CENTER		90	3	3%	93
BRIDGEVIEW CENTER LLC		81	12	13%	93
OMNI HEALTHCARE, INC		91	2	2%	93
East Bay Rehabilitation Center		59	34	37%	93
NORTH CENTRAL BRONX HOSPITAL		90	3	3%	93
TOTAL CARE PLUS LLC			93	100%	93
PRESERVE AT PALM AIRE	3	90			93

COVID-19: testing by laboratory

Data through Apr 7, 2021 verified as of Apr 8, 2021 at 09:25 AM

Data in this report are provisional and subject to change.

The numbers in the table below represent the number of Florida and non-Florida residents for whom test results were received by the Department of Health. A person can be tested by more than one laboratory and can have both positive and negative results. **Therefore, the sum of the numbers in each column will be larger than the total number of people tested.**

Reporting lab	Inconclusive	Negative	Positive	Percent positive	Total
PENNSYLVANIA DEPT OF HEALTH		21	72	77%	93
STONY BROOK UNIVERSITY MEDICAL CENTER		78	14	15%	92
PALM BAY HOSPITAL			92	100%	92
HAWTHORN HOUSE☐		78	14	15%	92
EAST ALABAMA MEDICAL CENTER LABORATORY		80	12	13%	92
PATRICK AIR FORCE BASE		3	89	97%	92
ARDEN COURTS OF SARASOTA		75	17	18%	92
CENTURY CENTER FOR REHABILITATION & HEALING		73	18	20%	91
TREASURE COAST FORENSIC TREATMENT CTR		70	21	23%	91
PUBLIC SQUARE PHARMACY LLC		72	19	21%	91
BAHIA OAKS LODGE		85	6	7%	91
A COUNTRY PLACE ASSISTED LIVING FACILITY		89	2	2%	91
NEW SMYRNA BEACH URGENT CARE			91	100%	91
AVERO DIAGNOSTICS		67	24	26%	91
HERON CLUB AT PRESTANCIA		89	2	2%	91
DEBARY HEALTH AND REHABILITATION CENTER		88	3	3%	91
JOHN KNOX VILLAGE OF FLORIDA ALF	1	86	4	4%	91
UNIVERSTIY CENTER MEDICAL LLC DBA	1	86	4	4%	91
LABFIRST - DEPARTMENT OF PATHOLOGY		87	4	4%	91
MAGNOLIA DIAGNOSTIC		2	89	98%	91
AFTER HOURS PEDIATRICS			91	100%	91
KEYS MEDICAL GROUP			90	100%	90
KINDRED AT HOME		81	9	10%	90
Winter Garden Rehab and Nursing Facility		78	11	12%	89
Conway Lakes Health and Rehabilitation Center		89			89
ROSECASTLE AT DELANEY CREEK		88	1	1%	89
Gabisa Medical LLC		89			89
STUART LODGE LIVING LLC		66	23	26%	89
PRIMECARE AT TWIN LAKES		2	87	98%	89
FREEDOM INN AT TARPON SPRINGS		82	7	8%	89
NORTH FLORIDA SPINE AND WELLNESS		69	20	22%	89
MAJESTIC OAKS		86	3	3%	89
ATRIUM AT LIBERTY PARK☐		85	4	4%	89
BARRY UNIVERSITY STUDENT HEALTH SERVICES		52	37	42%	89
EVENTEST, LLC		87	2	2%	89
Lanier Rehab		64	25	28%	89
CALADIUM PEDIATRICS		79	10	11%	89
MD 365 MEDICAL CARE PLLC		89			89
WINDSOR OAKS		87	1	1%	88
COOPER FAMILY MEDICAL PLLC		68	20	23%	88
GOVERNOR'S CREEK HEALTH & REHABILITATION		87	1	1%	88
LAFAYETTE NURSING AND REHABILITATION CENTER		86	2	2%	88
LAKE GIBSON VILLAGE, LLC		85	3	3%	88
Winter Park Care and Rehab		87	1	1%	88
Baldwin Pediatrix		77	11	13%	88
LONGWOOD CARDIOLOGY			87	100%	87
BAYLOR GENETICS		75	12	14%	87

COVID-19: testing by laboratory

Data through Apr 7, 2021 verified as of Apr 8, 2021 at 09:25 AM

Data in this report are provisional and subject to change.

The numbers in the table below represent the number of Florida and non-Florida residents for whom test results were received by the Department of Health. A person can be tested by more than one laboratory and can have both positive and negative results. **Therefore, the sum of the numbers in each column will be larger than the total number of people tested.**

Reporting lab	Inconclusive	Negative	Positive	Percent positive	Total
CLYDE E LASSEN STATE VETERANS NURSING HOME		62	25	29%	87
ORANGE COUNTY CORRECTIONS HEALTH SERVICES		68	19	22%	87
BRANDON HEALTH AND REHABILITATION CENTER	1	85	1	1%	87
CRESTVIEW URGENT CARE		16	71	82%	87
UNIVERSITY OF NEW MEXICO HOSPITAL		87			87
PACIFIC ANALYTICS			87	100%	87
EXPRESS DOCS LLC			87	100%	87
GRAND OAKS OF JENSEN BEACH LLC		85	1	1%	86
BRILLIANCE ASSISTED LIVING		69	17	20%	86
DISCOVERY VILLAGE AT THE FORUM		86			86
PENSACOLA DEVELOPMENTAL CENTER		67	19	22%	86
BRANDON COMMUNITY HEALTH CENTER		67	19	22%	86
MIAMI SHORES NURSING & REHAB		86			86
AESTHETIC SURGERY CENTER OF WINTER PARK, THE	3	78	5	6%	86
CATHOLIC HEALTH SYSTEM DEPT LABORATORY		83	3	3%	86
BLOCK NATION CHASE		73	13	15%	86
JERICOHO URGENT CARE		81	4	5%	85
WALGREENS #12673		82	3	4%	85
BEACHES PEDIATRICS PA		80	5	6%	85
MEDEXPRESS - BLOOMIN BRANDS		65	20	24%	85
PRMG - EAST NAPLES	1	73	11	13%	85
ST VINCENT'S BIRMINGHAM		78	7	8%	85
PANIRA HEALTHCARE CLINIC		2	83	98%	85
CATHOLIC HEALTH SERVICES REGIONAL LAB		77	8	9%	85
W. FRANK WELLS NURSING HOME		84	1	1%	85
ARBOR OAKS AT TYRONE	9	73	2	2%	84
PARK OF THE PALMS INC		83	1	1%	84
WE SCREEN LLC		82	2	2%	84
LONG TERM CARE OF JAY, LLC		63	21	25%	84
BISHOP GRADY VILLAS		82	2	2%	84
ST JOHNS COUNTY DETENTION CENTER		84			84
HUNTINGTON HOSPITAL LABORATORY		81	3	4%	84
NITE LITE PEDIATRICS - JACKSONVILLE		76	8	10%	84
PEDIATRIC SERVICES OF AMERICA INC		79	5	6%	84
SIGNATURE HEALTHCARE OF MIDDLEBURG		82	2	2%	84
PINES OF SARASOTA GARDEN		84			84
LAKE HOWELL FAMILY MEDICINE ASSOCIATES		69	14	17%	83
CANOPY ON BERRYHILL, THE		51	32	39%	83
VILLAGES VA CBOC	2	75	6	7%	83
LABCORP EMPLOYER SERVICES		82	1	1%	83
EISENHOWER ARMY MEDICAL CENTER		76	7	8%	83
HUNTSVILLE HOSPITAL LABORATORY		58	25	30%	83
MID FLORIDA PRIMARY CARE PA		69	14	17%	83
SOUTH LAKE PEDIATRICS		75	8	10%	83
FLORIDA PEDIATRIC GROUP		31	52	63%	83
TREASURE COAST PEDIATRICS PA		76	6	7%	82
Lexington Health and Rehabilitation Center		82			82

COVID-19: testing by laboratory

Data through Apr 7, 2021 verified as of Apr 8, 2021 at 09:25 AM

Data in this report are provisional and subject to change.

The numbers in the table below represent the number of Florida and non-Florida residents for whom test results were received by the Department of Health. A person can be tested by more than one laboratory and can have both positive and negative results. **Therefore, the sum of the numbers in each column will be larger than the total number of people tested.**

Reporting lab	Inconclusive	Negative	Positive	Percent positive	Total
THE PAVILION FOR HEALTH CARE		72	10	12%	82
LAB		29	53	65%	82
MEDRITE URGENT CARE		68	14	17%	82
PLYMOUTH HOME FOR ADULTS, INC.	8	73	1	1%	82
EMERALD COAST BEHAVIORAL HOSPITAL		76	6	7%	82
COLONY CARE CENTER		65	16	20%	81
CHAMBREL AT ISLAND LAKE		78	3	4%	81
BIO-TECH CLINICAL LABORATORIES		41	40	49%	81
ACE BIOMEDICAL LABS LLC		68	13	16%	81
ALLIANCE PEDIATRICS		49	31	39%	80
TALLAHASSEE VA OPC		77	3	4%	80
SUWANNEE COUNTY SHERIFF OFFICE		77	3	4%	80
ECOLAB GROUP		45	35	44%	80
BALMORAL TENANT SERVICES INC	1	43	36	45%	80
LAB PLUS, LLC AT SAINT THOMAS WEST HOSPITAL		65	14	18%	79
VETERANS AFFAIRS MEDICAL CENTER - PALO ALTO		28	51	65%	79
CBS LABS OF TAMPA LLC		3	76	96%	79
GRACE MEDICAL HOME		64	15	19%	79
EDGEWATER AT WATERMAN VILLAGE		78	1	1%	79
INSTITUTE OF PATHOLOGY KINGS COUNTY		76	3	4%	79
NEW MEXICO STATE PUBLIC HEALTH DIVISION		78			78
LAKE MORTON PLAZA☐		75	3	4%	78
JENNIFER J CHIAVETTA-GRLSANTI DC		63	15	19%	78
CENTRAL BALDWIN IMMEDIATE CARE & FAMILY PRACTICE		60	18	23%	78
BROWARD HEALTH MEDICAL CENTER CLINICAL LAB			78	100%	78
AR ANESTHESIA LLC		76	2	3%	78
MISIR DRUGS LLC		64	13	17%	77
WEST VOLUSIA FAMILY AND SPORTS MEDICINE		75	2	3%	77
ORANGE CITY NURSING AND REHAB		75	2	3%	77
PERSONAL PEDIATRICS		68	9	12%	77
RARITAN BAY PERTH AMBOY		68	9	12%	77
HOLMES COUNTY HEALTH DEPARTMENT	1	63	13	17%	77
HEALTH FIRST - PALM BAY HOSPITAL		2	75	97%	77
SIMED LABORATORY		61	16	21%	77
BAYCARE MEDICAL GROUP		71	6	8%	77
BOND CLINIC PA		45	32	42%	77
WINDSOR REFLECTIONS		75	1	1%	76
MOBILE PHYSICIAN SERVICES INC		68	8	11%	76
CLINICAL PATHOLOGY ASSOCIATES-SONIC REFERENCE LAB		76			76
LEVY COUNTY DEPARTMENT OF HEALTH		55	21	28%	76
S-H THIRTY-FIVE OPCO- PORT ST LUCIE, LLC	1	75			76
WALGREENS 9627		70	6	8%	76
DYNAMIC MEDICAL USA			76	100%	76
PROMEDICA LABORATORIES		21	55	72%	76
JACOBI MEDICAL CENTER		70	5	7%	75
DOH-WEST PALM BEACH BRANCH LABORATORY		3	72	96%	75
ADVENTHEALTH EXPRESSCARE		45	30	40%	75

COVID-19: testing by laboratory

Data through Apr 7, 2021 verified as of Apr 8, 2021 at 09:25 AM

Data in this report are provisional and subject to change.

The numbers in the table below represent the number of Florida and non-Florida residents for whom test results were received by the Department of Health. A person can be tested by more than one laboratory and can have both positive and negative results. **Therefore, the sum of the numbers in each column will be larger than the total number of people tested.**

Reporting lab	Inconclusive	Negative	Positive	Percent positive	Total
BROWARD HEALTH MEDICAL CENTER		3	72	96%	75
TROPICANA MANUFACTURING COMPANY INC		68	6	8%	74
ASSOCIATED CLINICAL LABORATORIES		66	8	11%	74
ROYAL CARE OF AVON PARK		71	3	4%	74
NOAH CLINICAL LABORATORY		63	11	15%	74
OAK MANOR NURSING HOME		70	4	5%	74
BROOKDALE OVIEDO		72	2	3%	74
INFINITY BIOLOGIX LLC OAKDALE		69	5	7%	74
SCOTT LAKE HEALTH AND REHABILITATION CENTER		71	3	4%	74
DELCARE PA		58	16	22%	74
BAYFRONT MEDICAL		53	21	28%	74
SUN CLINICAL LABORATORIES		73	1	1%	74
MICHAEL AKPEKE MD		64	9	12%	73
ALTAMONTE PEDIATRIC ASSOCIATES		31	42	58%	73
PALM RIVER COMMUNITY HEALTH CENTER		66	7	10%	73
GOOD HEARTS COVID TESTING		30	43	59%	73
WATERCREST ST LUCIE WEST	1	69	3	4%	73
CONSULATE HEALTH CARE - LAKE MARY		72	1	1%	73
EMERGENCY PHYSICIANS MEDICAL CENTER LLC		53	19	26%	72
STONY BROOK SOUTHAMPTON		70	2	3%	72
WALGREENS 2941		69	3	4%	72
LAKE CITY VA MEDICAL CENTER			72	100%	72
CRAIG BERGER MD PL D/B/A BAY AREA EYE INSTITUTE		72			72
DISCOVERY VILLAGE AT PALM BEACH GARDENS		71	1	1%	72
HAVEN OF OUR LADY OF PEACE		72			72
STERLING HOUSE OF TALLAHASSEE	3	62	6	8%	71
MD LABS		44	27	38%	71
INN AT ASTON GARDENS AT PELICAN POINTE,THE		67	4	6%	71
NORTH FLORIDA PEDIATRICS		57	14	20%	71
CL BRUMBACK PRIMARY CARE CLINICS		17	54	76%	71
AMMON LABS		61	10	14%	71
PANCARE HEALTH - FREEPORT CLINIC SUITE B		62	9	13%	71
AESTHETIC ENHANCEMENTS		71			71
GRAND ST PAUL CVS		70	1	1%	71
GV NAPLES OPCO, LLC		70	1	1%	71
Summit Medical Group, Pa DbA Citymd		64	7	10%	71
ADVENT HEALTH - LAKE MARY		61	10	14%	71
SOS MOBILE MEDICAL CARE LLC		60	11	15%	71
ADVANCED LAB		67	4	6%	71
NORTH SHORE UNIVERSITY HOSPITAL LABORATORY		65	6	8%	71
SANDALWOOD NURSING CENTER		64	7	10%	71
NOMI HEALTH LAB SERVICES LLC		5	65	93%	70
SUNCOAST COMMUNITY HEALTH CENTERS PEDIATRICS		21	49	70%	70
FLORIDA MEDICAL CLINIC PA		48	22	31%	70
CENTRAL FLORIDA PEDIATRICS		38	32	46%	70
Highlands Regional Hospital		63	7	10%	70
CVS MINUTE CLINIC		1	69	99%	70

COVID-19: testing by laboratory

Data through Apr 7, 2021 verified as of Apr 8, 2021 at 09:25 AM

Data in this report are provisional and subject to change.

The numbers in the table below represent the number of Florida and non-Florida residents for whom test results were received by the Department of Health. A person can be tested by more than one laboratory and can have both positive and negative results. **Therefore, the sum of the numbers in each column will be larger than the total number of people tested.**

Reporting lab	Inconclusive	Negative	Positive	Percent positive	Total
HARMONY CLINIC		1	69	99%	70
SUMMIT AT VENICE	2	63	5	7%	70
USF HEALTH MORSANI CENTER		5	65	93%	70
LUTHERAN HAVEN ASSISTED LIVING		70			70
PANCARE HEALTH - MALONE CLINIC		63	7	10%	70
BOND CLINIC DR ELDEEB		35	34	49%	69
THOMAS INTERNAL MEDICINE		58	11	16%	69
PLANTATION GENERAL HOSPITAL CLINICAL LAB		26	43	62%	69
CP/AIG PENSACOLA DEVELOPMENT LLC		66	3	4%	69
TITUSVILLE FAMILY PRACTICE		16	53	77%	69
BENTLEY CARE CENTER		69			69
HERITAGE HEALTHCARE AND REHABILITATION CENTER		69			69
THE GOOD SHEPARDS OF DELAND-WEST		68	1	1%	69
PARKSIDE INN	3	64	2	3%	69
BioReference Laboratories, Inc		8	61	88%	69
INDIGO MANOR		22	47	68%	69
SAN JOSE SENIOR CARE LLC	1	43	25	36%	69
MEMORIAL MANOR		69			69
GENPATH			68	100%	68
MED EXPRESS		6	62	91%	68
AEL- MEMPHIS		17	51	75%	68
BIG BOCA SMILES LLC		66	2	3%	68
TAMPA BAY CONCIERGE DOCTOR, LLC		66	2	3%	68
SUNCOAST OPTIMAL WELLNESS		23	45	66%	68
EC OPCO PENSACOLA, LLC		66	1	1%	67
LPG PRIMARY CARE AT SURFSIDE		60	7	10%	67
MEASE MANOR INC		63	4	6%	67
PROMEDICA SENIOR LIVING		64	3	4%	67
ARTHREX MEDICAL CENTER		39	28	42%	67
CHILDRENS CLINIC		27	40	60%	67
SOMERBY OF SANTA ROSA BEACH		57	9	14%	66
AMERICAN FAMILY MEDICAL		53	13	20%	66
SANTA BARBARA CARE CENTER		45	21	32%	66
BOND AND STEELE CLINIC, PA		52	14	21%	66
MEDEX MEDICAL EXPRESS OF PALATKA			66	100%	66
Stratford Court of Palm Harbor		56	10	15%	66
OKEECHOBEE URGENT CARE		17	49	74%	66
OUT OF STATE		40	25	38%	65
BROOKDALE CENTRE POINTE	1	64			65
MD NOW MEDICAL CENTERS, INC.		50	15	23%	65
WADSWORTH HEALTH CENTER		62	3	5%	65
DEVELOPMENTAL DISABILITIES DEFENDANT PROGRAM		63	2	3%	65
SAMFORD UNIVERSITY HEALTH SERVICES		64	1	2%	65
VETERANS AFFAIRS MEDICAL CENTER - GULF COAST		27	38	58%	65
SUMMER VISTA ASSISTED LIVING		38	27	42%	65
DOCTORS CENTER PA,THE		55	10	15%	65
NXGEN MDX		20	45	69%	65

COVID-19: testing by laboratory

Data through Apr 7, 2021 verified as of Apr 8, 2021 at 09:25 AM

Data in this report are provisional and subject to change.

The numbers in the table below represent the number of Florida and non-Florida residents for whom test results were received by the Department of Health. A person can be tested by more than one laboratory and can have both positive and negative results. **Therefore, the sum of the numbers in each column will be larger than the total number of people tested.**

Reporting lab	Inconclusive	Negative	Positive	Percent positive	Total
CORAL GABLES HOSPITAL			65	100%	65
ISLAND COAST PEDIATRICS		58	7	11%	65
BREVARD HEALTH ALLIANCE INC		62	3	5%	65
ADVENT HEALTH CENTRA CARE - WINTER GARDEN		19	46	71%	65
NORTH FLORIDA MEDICAL CENTER		58	6	9%	64
VIERA HEALTH AND REHABILITATION CENTER		62	2	3%	64
INTERNAL MEDICINE ASSOCIATES PA		60	4	6%	64
TRINITY AL SENIOR HOUSING LLC		45	19	30%	64
ROCKLEDGE REGIONAL MEDICAL CENTER		30	34	53%	64
MICHAEL A VENAZIO MD		61	3	5%	64
JOSEPH L MORSE GERIATRIC CENTER	2	59	3	5%	64
LINCOLN MEDICAL AND MENTAL HEALTH CENTER		61	3	5%	64
GREENLEAF ALF		63	1	2%	64
NEMOURS CHILDRENS PRIMARY CARE OVIEDO		51	13	20%	64
BARNETT PARK		2	62	97%	64
SILVER LAKE PEDIATRICS PA		57	7	11%	64
THE TRADITION OF THE PALM BEACHES		63	1	2%	64
VANDERBILT UNIVERSITY MEDICAL CENTER		56	8	13%	64
HERNANDO COUNTY FIRE RESCUE DISTRICT		30	34	53%	64
TOWERS HOME CARE		60	4	6%	64
SUNCOAST TECHNICAL COLLEGE SCHOOL OF HEALTH		64			64
BURRY'S PHARMACY INC		38	25	40%	63
TROY REGIONAL MEDICAL CENTER		52	11	17%	63
APC PEDIATRICS AT RYE ROAD MEDICAL PARK		63			63
MEDI CLINIC SARASOTA INC		62	1	2%	63
FLORIDA HEALTH CARE		8	55	87%	63
BEEHIVE HOMES OF GULF BREEZE		47	16	25%	63
WILSON MEMORIAL REGIONAL MEDICAL CENTER		59	4	6%	63
DAVID POSNACK JEWISH DAY SCHOOL		63			63
MENTAL HEALTH CARE INC		53	9	15%	62
MINUTECLINIC DIAGNOSTIC OF NEW JERSEY		55	7	11%	62
EMERALD COAST HOSPICE		61	1	2%	62
OVERLOOK HOSPITAL LABORATORY		57	5	8%	62
BRADFORD COUNTY HEALTH DEPARTMENT		61	1	2%	62
PALM BAY URGENT CARE		28	34	55%	62
ADVENT HEALTH - PALM COAST		1	61	98%	62
LAKELAND REGIONAL HEALTH		38	24	39%	62
CAMPBELL URGENT CARE			62	100%	62
SHERMAN-ABRAMS LABORATORY INC		58	4	6%	62
EAST HILL PHARMACY		43	19	31%	62
CINNAMON COVE ALF		61	1	2%	62
WASHINGTON REHABILITATION AND NURSING CENTER		51	10	16%	61
PANCARE HEALTH - JACKSON COUNTY		50	11	18%	61
ST FRANCIS HOSPITAL		53	8	13%	61
NICEVILLE URGENT CARE		15	46	75%	61
RITECARE MED CTR H			61	100%	61
NAPHCARE INC		55	5	8%	60

COVID-19: testing by laboratory

Data through Apr 7, 2021 verified as of Apr 8, 2021 at 09:25 AM

Data in this report are provisional and subject to change.

The numbers in the table below represent the number of Florida and non-Florida residents for whom test results were received by the Department of Health. A person can be tested by more than one laboratory and can have both positive and negative results. **Therefore, the sum of the numbers in each column will be larger than the total number of people tested.**

Reporting lab	Inconclusive	Negative	Positive	Percent positive	Total
SAFARI PEDIATRICS PA		59	1	2%	60
MEDICAL PAVILION CLINIC		44	16	27%	60
ST VINCENTS PRIMARY CARE		55	5	8%	60
SONORAN DESERT PATHOLOGY ASSOCIATES		3	57	95%	60
ENCOMPASS HEALTH REHABILITATION HOSPITAL OF LARGO		57	3	5%	60
KESHAV RX LLC		49	11	18%	60
LPG CONVENIENT CARE AT PINE ISLAND ROAD		54	6	10%	60
THE PRESERVE AT CLEARWATER		58	2	3%	60
FAST PACE MEDICAL CLINIC, PLLC		53	7	12%	60
TWIN CREEKS ASSISTED LIVING & MEMORY CARE		57	3	5%	60
WAVE CREST HEALTH AND REHABILITATION CENTER		57	3	5%	60
ROSECASTLE OF JACKSONVILLE LLC		59	1	2%	60
81ST MEDICAL GROUP		28	32	53%	60
MINUTECLINIC DIAGNOSTIC OF KANSAS, PA		51	9	15%	60
INTERNAL LAB		50	10	17%	60
CARDIOLOGY AND MEDICINE ASSOCIATES		43	16	27%	59
FERN PARK DEVELOPMENTAL CENTER		5	54	92%	59
BIG BEND CARES, INC		51	8	14%	59
UHEALTH AT FISHER ISLAND			59	100%	59
MILLENIUM PHYSICIANS GROUP		1	58	98%	59
GRAND AVENUE RX			59	100%	59
Palms at Ponte Vedra Assisted Living and Memory Care		56	3	5%	59
BIOTECH		52	7	12%	59
ST CLOUD PHYSICIAN MANAGEMENT LLC DBA ST CLOUD		28	31	53%	59
SUMTER PEDIATRICS		54	5	8%	59
TBI RESIDENTIAL SERVICES, INC.		48	11	19%	59
MULBERRY CARE CENTER		49	10	17%	59
CDR MAGUIRE INC	1	7	51	86%	59
CHILDREN'S HOSPITAL OF ALABAMA		58	1	2%	59
CVS NY409803OPOCT NEW YORK		58	1	2%	59
STEINHATCHEE FAMILY MEDICAL CENTER	1	50	8	14%	59
COOPER FAMILY MEDICAL, PLLC		48	10	17%	58
KINDRED HOSPITAL CENTRAL TAMPA BLOOD GAS	1	52	5	9%	58
MICHIGAN DEPARTMENT OF HEALTH AND HUMAN SERVICES	1		57	98%	58
GOLDEN POND COMMUNITIES		58			58
ALEXANDER NININGER STATE VETERANS		58			58
TUKA PEDIATRICS		7	51	88%	58
Margate Health and Rehabilitation Center		56	2	3%	58
ERIC C MRSHAL, MD, PC #1842		55	3	5%	58
ERDOX		55	3	5%	58
SONATA BOCA RATON		54	4	7%	58
BUECHELE DENTAL PA DBA CLERMONT FAMILY DENTISTRY		48	10	17%	58
HORIZON ALF		57	1	2%	58
MEDLOGIC LABORATORIES		3	55	95%	58
FLORIDA HEALTH CARE DELAND			58	100%	58
KEY WEST MEDICAL CENTER	1	50	6	11%	57
GENESIS DERMATOLOGY		53	4	7%	57

COVID-19: testing by laboratory

Data through Apr 7, 2021 verified as of Apr 8, 2021 at 09:25 AM

Data in this report are provisional and subject to change.

The numbers in the table below represent the number of Florida and non-Florida residents for whom test results were received by the Department of Health. A person can be tested by more than one laboratory and can have both positive and negative results. **Therefore, the sum of the numbers in each column will be larger than the total number of people tested.**

Reporting lab	Inconclusive	Negative	Positive	Percent positive	Total
DEPT OF VA MED CENTE-WEST PALM BEACH			57	100%	57
ASCENSION SACRED HEART BAY LABORATORY		54	3	5%	57
FINLAY CLINICAL LABORATORY		20	37	65%	57
CARE CENTERS OF NASSAU LLC MINER ROAD SOUTH		57			57
ALZHEIMERS CARE CENTER OF VIERA LTD		37	20	35%	57
THE CANOPY AT BERRYHILL		57			57
MALCOM RANDALL DEPT OF VAMC			57	100%	57
ADVENT HEALTH - MOUNT DORA		10	47	82%	57
KAPG FLEMING ISLAND SENIOR HOUSING OPCO LLC	1	56			57
ALL AMERICAN URGENT CARE			57	100%	57
MARQUIS LABS, LLC		55	2	4%	57
SARATOGA HOSPITAL LABORATORY		51	5	9%	56
FAMILY HEALTH CENTER		41	15	27%	56
HIALEAH HOSPITAL RESPIRATORY DEPT			56	100%	56
PATHOLOGY CONSULTANTS OF NEW MEXICO		56			56
TIFFANY HALL NURSING AND REHAB		44	12	21%	56
ATRIA PARK OF LAKE FOREST (WG HERITAGE LF LLC)		54	2	4%	56
PHYSICIANS PRIMARY CARE OF SOUTHWEST FLORIDA		39	17	30%	56
ADVENTHEALTH MEDICAL GROUP MULTISPECIALTY			56	100%	56
EAGLES WATCH CLUSTER		47	9	16%	56
Gulfport Rehabilitation Center		53	3	5%	56
MAUREEN OROURKE-FUTEY			56	100%	56
MEADOWCREST FAMILY PHYSICIANS PA	1	33	22	39%	56
BENTLEY VILLAGE II		46	9	16%	55
GEORGE E WEEMS MEMORIAL HOSPITAL LAB		45	10	18%	55
PALM BAY PEDIATRICS		36	19	35%	55
EVIVIA		52	3	5%	55
BIOREFERENCE LABORATORIES INC		4	51	93%	55
MINUTECLINIC DIAGNOSTIC OF HAWAII LLC		48	7	13%	55
MINUTECLINIC DIAGNOSTIC OF SOUTH CAROL		50	5	9%	55
VPA PC LAB		48	7	13%	55
SPRING MANOR ASSISTED LIVING		55			55
CENTRA CARE – LAKE NONA		6	49	89%	55
WEST ISLIP URGENT CARE		50	5	9%	55
DOT DOC SARASOTA		50	5	9%	55
LABCORP		16	39	71%	55
KENDALL REGIONAL MEDICAL CENTER LAB	3		52	95%	55
Salerno Bay Health & Rehabilitation Center		45	10	18%	55
PREMIER MEDICAL ASSOCIATES ALL FLORIDA LLC		54	1	2%	55
SONATA HUNTERS CREEK		47	8	15%	55
NITE LITE PEDIATRICS - PORT ST. LUCIE		46	9	16%	55
GENTIVA HEALTH SERVICES CERTIFIED INC		52	3	5%	55
ST. CLOUD MEDICAL GROUP		54			54
VALENCIA HOUSE ALF		52	2	4%	54
UNITED LABORATORY SERVICES CORPORATION		38	16	30%	54
CALHOUN COUNTY HEALTH DEPT		26	28	52%	54
APOLLOMDX LABS		32	22	41%	54

COVID-19: testing by laboratory

Data through Apr 7, 2021 verified as of Apr 8, 2021 at 09:25 AM

Data in this report are provisional and subject to change.

The numbers in the table below represent the number of Florida and non-Florida residents for whom test results were received by the Department of Health. A person can be tested by more than one laboratory and can have both positive and negative results. **Therefore, the sum of the numbers in each column will be larger than the total number of people tested.**

Reporting lab	Inconclusive	Negative	Positive	Percent positive	Total
JUNIPER VILLAGE AT NAPLES		53	1	2%	54
FUTURE PEDIATRICS		51	3	6%	54
CLERMONT HEALTH AND REHAB		40	14	26%	54
CAMBRIDGE SECURITY SERVICES		51	3	6%	54
S-H THIRTY FIVE OPCO - ORANGE CITY, LLC		44	10	19%	54
FAMILY EXTENDED CARE OF PUNTA GORDA		54			54
CERTUS MTD OPCP LLC		52	2	4%	54
SARASOTA CO. HEALTH DEPT # 58		40	14	26%	54
REHAB AND HEALTHCARE CENTER OF CAPE CORAL		54			54
BARNES HEALTHCARE OF FLORIDA LLC		49	4	8%	53
CORNERSTONE PEDIATRICS		41	12	23%	53
SOMERSET			53	100%	53
MISSION OAKS ASSISTED LIVING□		51	2	4%	53
QUOTIENT SCIENCES LABS LLC			53	100%	53
Osprey Point Nursing Center		51	2	4%	53
NORTH FLORIDA PEDIATRICS - JACKSONVILLE		48	5	9%	53
LEE COMMUNITY HEALTHCARE - LEHIGH		45	8	15%	53
LITTLE NECK URGENT CARE		51	2	4%	53
PENNSYLVANIA DEPARTMENT OF HEALTH BUREAU OF LABORATORIES			53	100%	53
SIMEDHEALTH LLC		44	9	17%	53
UNIVERSITY OF WEST FLORIDA, THE		52	1	2%	53
HOME CARE PHARMACY		52			52
SOUTHSIDE HOSPITAL NORTHWELL HEALTH LABORATORY		45	7	13%	52
PHILLIPPE RIDGE		40	12	23%	52
ADVENT HEALTH EXPRESS CARE		5	47	90%	52
ROCHESTER GENERAL HOSPITAL LABORATORY		48	4	8%	52
ORCHID COVE AT DAYTONA		45	7	13%	52
ORTHOPAEDIC SURGERY CENTER		52			52
SNH BRFL TENANT LLC	2	50			52
ADVENT HEALTH		49	3	6%	52
TRADITIONAL HOME HEALTH OF PALM BEACH INC		51	1	2%	52
LONG ISLAND JEWISH MED CTR		48	4	8%	52
INTERNAL MEDICINE SPECIALIST		46	6	12%	52
Jupiter Medical Center Pavilion		51	1	2%	52
INN AT THE FOUNTAINS, THE		34	17	33%	51
WALGREENS #10373		49	2	4%	51
NEW YORK PRESBYTERIAN - QUEENS DIAGNOSTIC		47	4	8%	51
GULFVIEW MEDICAL INSTITUTE		51			51
LPG PEDIATRICS AT PAGE FIELD		50	1	2%	51
LAKE CO EMPLOYEE HEALTH AND WELLNESS CENTER		45	6	12%	51
GUIDEWELL EMERGENCY MEDICINE DOCTORS LLC		23	28	55%	51
FELICIDAD MEDICAL CENTER		5	46	90%	51
Bon Secours Maria Manor		46	5	10%	51
SOUTH CAROLINA DEPT OF HEALTH AND ENVIRONMENT CONTROL		11	40	78%	51
AVANTE ST CLOUD		48	3	6%	51
LAKELAND REGIONAL HEALTH GATEWAY CENTER		28	23	45%	51
SOUTHEAST ALABAMA MEDICAL CENTER			51	100%	51

COVID-19: testing by laboratory

Data through Apr 7, 2021 verified as of Apr 8, 2021 at 09:25 AM

Data in this report are provisional and subject to change.

The numbers in the table below represent the number of Florida and non-Florida residents for whom test results were received by the Department of Health. A person can be tested by more than one laboratory and can have both positive and negative results. **Therefore, the sum of the numbers in each column will be larger than the total number of people tested.**

Reporting lab	Inconclusive	Negative	Positive	Percent positive	Total
MIAMI CLINICAL RESEARCH CORP		12	39	76%	51
RAINBOW PEDIATRICS PC LLC / BREAKFAST POINT		38	12	24%	50
PRACTICE MANAGEMENT OF AMERICA, INC.		7	43	86%	50
LONG ISLAND UNIVERSITY - POST CAMPUS		48	2	4%	50
COASTAL LABORATORIES OF FLORIDA		45	5	10%	50
CARE ATC - ANDES			50	100%	50
BENTON HOUSE OF PORT ORANGE		44	6	12%	50
AMELIA ASSISTED LIVING FACILITY		50			50
HILA BECKERMAN MD LLC	1	45	4	8%	50
TGH URGENT CARE POWERED BY FAST TRACK			50	100%	50
PORT ST. LUCIE - ZAXBY'S		50			50
POPLAR HEALTHCARE PLLC	1	11	38	76%	50
BETHUNE-COOKMAN UNIVERSITY		32	18	36%	50
MIRIMUS CLINICAL LABS	1	20	29	58%	50
ALLEGRO		47	2	4%	49
NORTHBROOK CENTER FOR		47	2	4%	49
SOLARIS SENIOR LIVING NORTH NAPLES		48	1	2%	49
DOH		23	26	53%	49
QHC UPSTATE MEDICAL PC		41	8	16%	49
SOFT CELL LABORATORIES		45	4	8%	49
ST ANTHONYS PRIMARY CARE LLC/JACKSON STREET			49	100%	49
MILLENIA ADVANCED SCIENTIFIC LLC			49	100%	49
HEALTH FIRST - CAPE CANAVERAL HOSPITAL		1	48	98%	49
ADVENTIST HEALTH SYSTEM FLORIDA		34	15	31%	49
USF		1	48	98%	49
S-H THIRTY FIVE OPCO - LUTZ, LLC		47	1	2%	48
SEWANEE MOLECULAR DIAGNOSTICS LABORATO		48			48
FHMG_CTR FOR SENIOR HEALTH		43	5	10%	48
NAPLES PEDIATRICS INC		43	5	10%	48
PREMIER MEDICAL ASSOCIATES		46	2	4%	48
MADISON COUNTY MEMORIAL HOSPITAL LABORATORY		15	33	69%	48
INTERCOASTAL MEDICAL GROUP		2	46	96%	48
CAREMED INTERNAL MEDICINE		30	18	38%	48
BAPTIST URGENT CARE		44	4	8%	48
IMA MEDICAL CENTER		33	15	31%	48
THE TERRACE OF JACKSONVILLE		3	45	94%	48
BAY CENTER HURRICANE SHELTER		48			48
GRAND OAKS OF PALM CITY LLC	1	41	6	13%	48
PREMIUM HEALTH SERVICES OF TAMPA BAY LLC		26	22	46%	48
MORTON PLANT			48	100%	48
COURTYARD GARDENS OF JUPITER		48			48
BITTINGS APOTHECARY INC		42	6	13%	48
OCOEE PEDIATRICS		41	7	15%	48
PREMIER COMMUNITY HEALTHCARE GROUP INC		46	2	4%	48
COURTYARD GARDENS OF BOYNTON BEACH, LLC		45	3	6%	48
INTERLAB		1	46	98%	47
ADVENT HEALTH - LAKE WALES		35	12	26%	47

COVID-19: testing by laboratory

Data through Apr 7, 2021 verified as of Apr 8, 2021 at 09:25 AM

Data in this report are provisional and subject to change.

The numbers in the table below represent the number of Florida and non-Florida residents for whom test results were received by the Department of Health. A person can be tested by more than one laboratory and can have both positive and negative results. **Therefore, the sum of the numbers in each column will be larger than the total number of people tested.**

Reporting lab	Inconclusive	Negative	Positive	Percent positive	Total
WINTER GARDEN REHAB AND NURSING CENTER		43	4	9%	47
NIGHT LITE PEDIATRICS CENTER LLC		10	37	79%	47
CAPE REGIONAL MEDICAL CENTER		45	2	4%	47
HERNANDO ENDOSCOPY AND SURGERY CENTER		36	11	23%	47
ISLAND URGENT CARE PLLC		44	3	6%	47
NAVARRE GARDENS		41	6	13%	47
MOBILE DOC FL, LLC		29	18	38%	47
Citymd Of Toms River		41	6	13%	47
COMPLETE HOME CARE OF THE PALM BEACHES LLC		43	4	9%	47
OPTUMCARE SOUTH FLORIDA, LLC		40	7	15%	47
ORLANDO CLINICAL RESEARCH CENTER		44	3	6%	47
MARIANNA HEALTH AND REHABILITATION CENTER		46	1	2%	47
PANCARE HEALTH - BAY COUNTY - YOUNGSTOWN		41	5	11%	46
ADVANCE URGENT CARE CENTER, LLC		5	41	89%	46
CITYMD OF MANAHAWKIN		44	2	4%	46
EAST MANATEE FAMILY	1	1	44	96%	46
FAMILY EXTENDED CARE OF WINTER HAVEN		44	2	4%	46
PREMIER PLACE HEALTHCARE AT THE GLENVIEW		46			46
COLLIER BLVD HMA PHYSICIAN MANAGEMENT LLC		46			46
PINES NURSING HOME		44	2	4%	46
MINUTECLINIC, LLC		40	6	13%	46
NORTH FLORIDA PHARMACY		41	5	11%	46
HARTFORD HEALTH SERVICES LLC		46			46
CARE 4 U MANAGEMENT, INC			46	100%	46
TRICORE REF LABS - UNIV OF NM		46			46
H LEE MOFFITT CANCER CENTER MICRO		46			46
ADVENT HEALTH MEDICAL GROUP OB GYN AT		40	6	13%	46
LAKE SHERIFF		39	7	15%	46
NORTH FLORIDA / SOUTH GEORGIA VETERANS HEALTH SYSTEM		1	45	98%	46
EMED LABS, LLC	3	43			46
KAPG ST AUGUSTINE SENIOR HOUSING OPCO LLC		37	9	20%	46
PATRICK MANOR INCORPORATED		46			46
POINTE AT NEW PORT PLACE,THE		46			46
LIGHTHOUSE PEDIATRICS OF NAPLES		42	4	9%	46
GRAMERCY PARK URGENT CARE		44	2	4%	46
Guardian Care Nursing and Rehabilitation Center		46			46
WG EVERGREEN WOODS SH LLC		46			46
URGENT CARE USA LLC		2	44	96%	46
JFK MEDICAL CENTER NORTH LAB		1	45	98%	46
ENCOMPASS HEALTH REHABILITATION HOSPITAL		45			45
ADVENT HEALTH - FOUR CORNERS ER		33	12	27%	45
LARA HEALTH AND WELLNESS CENTER LLC		45			45
LPG PULMONOLOGY-COCONUT POINT		38	7	16%	45
SOUTHPORT SQUARE HARBOUR HEALTH		45			45
COLLIER URGENT CARE CENTERS		44	1	2%	45
BD MEDICAL SYSTEMS		43	2	4%	45
LINCOLN DIAGNOSTIC LAB		43	2	4%	45

COVID-19: testing by laboratory

Data through Apr 7, 2021 verified as of Apr 8, 2021 at 09:25 AM

Data in this report are provisional and subject to change.

The numbers in the table below represent the number of Florida and non-Florida residents for whom test results were received by the Department of Health. A person can be tested by more than one laboratory and can have both positive and negative results. **Therefore, the sum of the numbers in each column will be larger than the total number of people tested.**

Reporting lab	Inconclusive	Negative	Positive	Percent positive	Total
ADVENTHEALTH MEDICAL GROUP FAMILY MEDICINE		40	5	11%	45
REDI-MED WALK-IN FAMILY CARE			45	100%	45
SAN CARLOS PHARMACY		39	6	13%	45
LUTHERAN HAVEN EXTENDED CONGREGATE CAR		45			45
VIP WALK IN CLINIC		23	22	49%	45
NEOGENOMICS LABORATORIES INC		45			45
ST JOSEPHS HOSPITAL SOUTH HOSPITAL			45	100%	45
MINUTECLINIC DIAGNOSTIC OF NORTH CAROLINA		44	1	2%	45
HOLY NAME HOSPITAL LABORATORY		43	2	4%	45
BRP SH OPCO LLC		45			45
HIGHLANDS COUNTY FIRE RESCUE		45			45
1ST PRIORITY LAB SERVICES		39	6	13%	45
CITY OF OCALA EMPLOYEE HEALTH AND WELLNESS CENTER		39	6	13%	45
STUART URGENT CARE			45	100%	45
ALLIANCE OF PHYSICIANS AGAINST COVID-19			45	100%	45
CITY OF CAPE CORAL		35	10	22%	45
NEXT MOLECULAR ANALYTICS		14	31	69%	45
IMMEDIATE CARE PA		40	4	9%	44
CDR MAGUIRE - MIAMI BEACH CC MISSION 17388		2	42	95%	44
FLORIDA HOSPITAL		28	16	36%	44
THE MERIDIAN AT BOCA RATON	1	43			44
PLAINVIEW URGENT CARE		41	3	7%	44
PRINCETON VILLAGE☐		40	4	9%	44
ROYAL PALM SENIOR RESIDENCE		44			44
PEDIATRICS OF CENTRAL FLORIDA – SAINT CLOUD	2	40	2	5%	44
WALGREENS 3145		41	3	7%	44
UNION MEDICAL CARE PLLC		43	1	2%	44
ASHTON PLACE	3	37	4	9%	44
TRIPLE O MEDICAL SERVICES INC		41	3	7%	44
TGH URGENT CARE - RIVERVIEW			44	100%	44
NEWPATH DIAGNOSTICS		36	8	18%	44
LYSTER ACH FT RUCKER AL		41	3	7%	44
PREMISE HEALTH MIA		6	38	86%	44
Gulf Shore Care Center		39	5	11%	44
CAMP BOGGY CREEK		44			44
LPG PRIMARY CARE AT PINE ISLAND		36	8	18%	44
RADIOLOGY ASSOCIATES OF VENICE AND ENGLEWOOD		42	2	5%	44
BROOKDALE CANOPY OAKS		11	32	74%	43
LOURDES HOSPITAL INC		41	2	5%	43
BRANCH MEDICAL CLINIC			43	100%	43
PINELLAS INTERNAL MEDICINE ASSOCIATES	1	39	3	7%	43
LAKE MARY KIDS CENTRA CARE		33	10	23%	43
LEE MEMORIAL HEALTH SYSTEM D/B/A LEE COMMUNITY		39	4	9%	43
CAREATC			43	100%	43
WOLFF CTR FOR CHILD & ADOLESCENT HEALTH PLLC,THE		26	17	40%	43
FIRST CHOICE URGENT CARE		12	31	72%	43
EC OPCO TIMBERLIN PARC LLC		43			43

COVID-19: testing by laboratory

Data through Apr 7, 2021 verified as of Apr 8, 2021 at 09:25 AM

Data in this report are provisional and subject to change.

The numbers in the table below represent the number of Florida and non-Florida residents for whom test results were received by the Department of Health. A person can be tested by more than one laboratory and can have both positive and negative results. **Therefore, the sum of the numbers in each column will be larger than the total number of people tested.**

Reporting lab	Inconclusive	Negative	Positive	Percent positive	Total
DUVAL PHARMACY		32	11	26%	43
ST JUDE LABORATORIES		40	3	7%	43
University Hills health and Rehabilitation		33	10	23%	43
AVALON PARK RETIREMENT RESIDENCE		41	2	5%	43
EAST CENTRAL FLORIDA OUTPATIENT IMAGING		31	12	28%	43
KIVA AT CANTERBURY		25	17	40%	42
Atlantic Shore Nursing and Rehab		42			42
URGENT CARE & WELLNESS CENTER		10	32	76%	42
MAIMONIDES-SHALOM ACADEMY, INC		41	1	2%	42
ATRIA WILLOW WOOD		40	2	5%	42
BENTON HOUSE OF ST. JOHNS		40	2	5%	42
PACIFICA SENIOR LIVING OCALA		37	5	12%	42
MINUTECLINIC DIAGNOSTIC OF LOUISIANA		39	3	7%	42
CLINICAL LABORATORY		42			42
TRINITY URGENT CARE		34	8	19%	42
SMS DO PA		37	5	12%	42
LONGLEAF DIAGNOSTIC LABORATORIES		13	29	69%	42
GREENSBORO PATHOLOGY LLC		32	10	24%	42
CVS MINUTE CLINIC DIAGNOSTIC OF NORTH CAROL		36	6	14%	42
PROFESSIONAL PEDIATRICS		39	2	5%	41
CROSSROADS URGENT CARE		26	15	37%	41
ADULT MEDICINE OF LAKE COUNTY INC			41	100%	41
D W MCMILLAN MEMORIAL HOSPITAL		30	11	27%	41
STAT ONE URGENT CARE CENTER		2	39	95%	41
A & R RESEARCH GROUP		35	6	15%	41
PEDIATRICS OF CENTRAL FLORIDA KISSI		33	8	20%	41
CITRUS COUNTY HEALTH DEPARTMENT		35	6	15%	41
ENCOMPASS HEALTH REHABILITATION HOSPITAL OF SARASOTA		41			41
MINUTECLINIC DIAGNOSTIC MEDICAL GROUP		38	3	7%	41
EASTERN SHORE URGENT CARE		30	11	27%	41
FLORIDA MEDICAL CLINIC - MULTI SPECIALTY CAMPUS		20	21	51%	41
FLORIDA HOSPITAL NEW SMYRNA		4	37	90%	41
MAIN STREET MEDICAL CENTER OF CRESTVIEW PA		22	19	46%	41
SIDDH INC DBA SAN CARLOS PHARMACY		38	3	7%	41
ROADS PEDIATRICS,LLC		39	2	5%	41
WHITE-WILSON MEDICAL CENTER		30	11	27%	41
IMA MEDICAL GROUP POINCIANA		18	23	56%	41
JOHN D ARCHBOLD MEMORIAL HOSPITAL		40	1	2%	41
NORTHWELL HEALTH PLAINVIEW HOSPITAL LABORATORY		32	9	22%	41
NORTH CAROLINA DEPARTMENT OF HEALTH & HUMAN SERVICES	1		40	98%	41
BRONX LEBANON HOSPITAL-MEDICAL CENTER		37	4	10%	41
UNIVERSITY OF ALABAMA		38	3	7%	41
MID-FLORIDA PATHOLOGY, LLC		33	8	20%	41
THE MEDICAL GROUP OF SOUTH FLORIDA INC		36	5	12%	41
SOMA MEDICAL CENTER PA #3		5	35	88%	40
MAKO MEDICAL		21	19	48%	40
GRAND VILLA OF DEL RAY WEST		37	3	8%	40

COVID-19: testing by laboratory

Data through Apr 7, 2021 verified as of Apr 8, 2021 at 09:25 AM

Data in this report are provisional and subject to change.

The numbers in the table below represent the number of Florida and non-Florida residents for whom test results were received by the Department of Health. A person can be tested by more than one laboratory and can have both positive and negative results. **Therefore, the sum of the numbers in each column will be larger than the total number of people tested.**

Reporting lab	Inconclusive	Negative	Positive	Percent positive	Total
PRIDE DIAGNOSTICS		24	16	40%	40
CAPITAL REGIONAL MEDICAL CENTER		2	38	95%	40
CLINICAL PATHOLOGY LABORATORIES, INC		40			40
ST JOSEPHS CHILDRENS OUTREACH			40	100%	40
STETSON UNIVERSITY STUDENT HEALTH CENTER		3	37	93%	40
M&V SAN JOSE MEDICAL CENTER			40	100%	40
TANVIR H SHAGAR NP		34	6	15%	40
ADVENT HEALTH CENTRA CARE - LAKE LAND		30	10	25%	40
GOLFCREST HEALTHCARE CENTER		40			40
THORNBURG PEDIATRICS		38	2	5%	40
SUNSHINE ASSISTED LIVING		40			40
Rehabilitation Center of the Palm Beaches		39			39
GENEXPERT			39	100%	39
THE LODGE AND REHABILITATION CENTER		23	16	41%	39
CORRECTIONAL MEDICAL GROUP		27	12	31%	39
BOND CLINIC, PA		9	30	77%	39
ORLANDO HEALTH PRIMARY CARE PEDIATRICS		38	1	3%	39
LAKE INTERNAL MEDICINE ASSOCIATES PA		32	7	18%	39
JUNIPER VILLAGE AT CAPE CORAL		34	5	13%	39
BAYSHORE PATHOLOGY CONSULTANTS PA		37	2	5%	39
BAY COUNTY JAIL ANNEX		34	5	13%	39
MEDEX MEDICAL EXPRESS OF PALATKA LLC			39	100%	39
GUYAN VALLEY WELLNESS CENTER		32	7	18%	39
CEDAR CREEK AT KINGS BAY INC		39			39
BULLS HEAD URGENT CARE		37	2	5%	39
ARCPOINT LABS OF WEST PALM BEACH		4	35	90%	39
PERSONAL PEDIATRICS PA		36	3	8%	39
LAKE COUNTY SCHOOLS EMPLOYEE HEALTH CENTER		28	11	28%	39
CONCENTRA - FT LAUDERDALE - COMMERCIAL BLVD		39			39
WG BAYPOINT VILLAGE SH LLC		38	1	3%	39
BROOKDALE BRANDON	1	38			39
CLINICAL RESEARCH SEQUENCING PLATFORM		8	31	79%	39
BIOFIRE		7	32	82%	39
WALGREENS #04809		31	7	18%	38
HOMEWOOD RESIDENCE AT FREEDOM PLAZA		37	1	3%	38
THE PALMS PHARMACY, INC		35	3	8%	38
FLORIDA DEPARMENT OF HEALTH CLAY COUNTY		25	13	34%	38
ANDALUSIA HEALTH		21	17	45%	38
LMH SKILLED NURSING UNIT		38			38
VETERANS AFFAIRS MEDICAL CENTER - NEW YORK HARBOR		36	2	5%	38
CCRC @ SUNFLOWER LLC		35	3	8%	38
STEWART MEDICAL GROUP, INC		21	17	45%	38
FAMILY AND INTERNAL MEDICINE AT AVALON PARK		34	4	11%	38
ORLANDO ORTHOPAEDIC OUTPATIENT SURGERY CENTER		32	6	16%	38
PALM POINT BEHAVIORAL HEALTH		38			38
AUTUMN OF SARASOTA		12	26	68%	38
NIGHT LITE PEDIATRIC CENTER		10	28	74%	38

COVID-19: testing by laboratory

Data through Apr 7, 2021 verified as of Apr 8, 2021 at 09:25 AM

Data in this report are provisional and subject to change.

The numbers in the table below represent the number of Florida and non-Florida residents for whom test results were received by the Department of Health. A person can be tested by more than one laboratory and can have both positive and negative results. **Therefore, the sum of the numbers in each column will be larger than the total number of people tested.**

Reporting lab	Inconclusive	Negative	Positive	Percent positive	Total
MOLECULAR DIAGNOSTICS		5	33	87%	38
ISLAMORADA VILLAGE OF ISLANDS FIRE RESCUE		36	2	5%	38
TAYLORVILLE FAMILY MEDICINE		31	7	18%	38
ATRIA SAN PABLO		36	2	5%	38
MULBERRY'S MOBILE PROVIDER SERVICES LLC		23	15	39%	38
Life Care Center of Citrus County		37	1	3%	38
INNOVATION CLINICAL TRIALS, INC			37	100%	37
PONCE THERAPY CARE CENTER		34	3	8%	37
CONNECTICUT DEPARTMENT OF HEALTH		22	15	41%	37
HOLLISMED LLC		35	2	5%	37
BASSETTI MEDICAL RESEARCH INC		29	8	22%	37
CENTRAL FLORIDA HEALTH CARE INC WAUCHULA SITE 2		29	8	22%	37
Grand Villa of Clearwater		35	2	5%	37
MINUTECLINIC DIAGNOSTIC OF RHODE ISLAND, LLC #1544		36	1	3%	37
FAMILY EXTENDED CARE OF SEBRING INC		35	2	5%	37
ONE MILO		37			37
WINDSOR WOODS REHAB & HEALTHCARE CTR		35	2	5%	37
BELVEDERE COMMONS OF SUN CITY CENTER		37			37
ALWAYS BEST CARE SENIOR SERVICES		33	4	11%	37
RIVERHEAD URGENT CARE		36	1	3%	37
PATHOGENIUS LABORATORIES		30	7	19%	37
THE COLLIER AT NAPLES		36	1	3%	37
HR SARASOTA OPERATOR LLC		25	12	32%	37
ALAN A SMITH MD LLC		34	3	8%	37
ST AUGUSTINE PEDIATRIC ASSOC		33	4	11%	37
HOLZER HEALTH CENTER		5	32	86%	37
DCH REGIONAL MEDICAL CENTER LABORATORY		36	1	3%	37
WALK IN MEDICAL URGENT CARE		37			37
GRAND VILLA OF ALTAMONTE SPRINGS		30	7	19%	37
CAREHERE LAKE SCHOOLS EMPLOYEE HEALTH CENTER		26	11	30%	37
ACCURATE DIAGNOSTIC LAB		35	2	5%	37
LPG CONVENIENT CARE AT METRO		33	3	8%	36
Kensington Gardens		36			36
PHYSICIAN ASSOCIATES LLC		26	10	28%	36
GRAND VILLA OF NEW PORT RICHEY		29	7	19%	36
GRAND VILLA OF ST. PETERSBURG		34	2	6%	36
UNION MEDICAL CARE		36			36
University Hospital		31	5	14%	36
DAVENPORT PEDIATRICS CLERMONT PA		32	4	11%	36
MAINSTREET FAMILY URGENT CARE		1	35	97%	36
RESIDENTIAL PLAZA AT BLUE LAGOON INC		32	4	11%	36
WASHINGTON COUNTY HEALTH DEPARTMENT		24	12	33%	36
CARE HERE		12	24	67%	36
PECONIC BAY MEDICAL CENTER LABORATORY		27	9	25%	36
BVL/LITTLE ANGEL PEDIATRICS		36			36
HARMONY HEALTH OPCO, LLC		15	21	58%	36
EP MEDICAL EQUIPMENT PHARMACY		32	4	11%	36

COVID-19: testing by laboratory

Data through Apr 7, 2021 verified as of Apr 8, 2021 at 09:25 AM

Data in this report are provisional and subject to change.

The numbers in the table below represent the number of Florida and non-Florida residents for whom test results were received by the Department of Health. A person can be tested by more than one laboratory and can have both positive and negative results. **Therefore, the sum of the numbers in each column will be larger than the total number of people tested.**

Reporting lab	Inconclusive	Negative	Positive	Percent positive	Total
PATHGROUP		9	27	75%	36
CLEARWATER PAIN MANAGEMENT ASSOCIATES		34	2	6%	36
MEDCOMP SCIENCES			36	100%	36
MINUTE CLINIC DIAGNOSTIC OF VIRGINIA, LLC		36			36
FLORIDA PEDIATRIC GROUP PA		28	7	20%	35
POARCH BANC CREEK INDIANS TRIBAL HEALTH DEPARTMENT			35	100%	35
WUESTHOFF MEMORIAL HOSPITAL			35	100%	35
REDI-MED WALK IN FAMILY CLINIC			35	100%	35
ST. MARYS MEDICAL CENTER		1	34	97%	35
ALABAMA CLINICS		19	16	46%	35
FHMG-FLORIDA HOSPITAL MEDICAL GROUP		25	10	29%	35
P23 LABS		35			35
MINUTECLINIC DIAGNOSTIC OF MICHIGAN		32	3	9%	35
IRL		4	31	89%	35
ISLAND LAKE CENTER		14	21	60%	35
VIKOR SCIENTITIC		5	30	86%	35
UNIVERSITY BEHAVIORAL CENTER		35			35
LEE MEMORIAL HEALTH SYSTEM		31	4	11%	35
ROCKLAND URGENT CARE FAMILY HEALTH NP		34	1	3%	35
BAY STREET PHARMACY☐		33	2	6%	35
WALGREENS COVID-19		27	8	23%	35
BOCA TOXICOLOGY LLC		33	2	6%	35
COLLIER HMA PHYSICIAN MANAGEMENT LLC		27	8	23%	35
SOUTHCOR LABORATORY		4	31	89%	35
FLORIDA PRESBYTERIAN HOMES INC		33	2	6%	35
ADVENT HEALTH - FISH MEMORIAL		2	33	94%	35
CITRUS CARE CLINIC			35	100%	35
BENTON HOUSE OF CLERMONT		35			35
PARKSIDE HEALTH AND REHABILITATION CENTER			35	100%	35
NEUROINTERNATIONAL SARASOTA		32	3	9%	35
NCHD		21	14	40%	35
HARBORCHASE OF WELLINGTON CROSSING		33	2	6%	35
WELLMED AT NEW TAMPA		25	10	29%	35
ST LUCIE COUNTY JAIL		26	9	26%	35
COMMUNITY MEDICAL CARE CENTER INC			34	100%	34
GROWING TOGETHER PEDIATRICS, LLC		30	4	12%	34
MINUTE CLINIC LLC #2216		32	2	6%	34
THE SPRINGS OF PARC HILL		33	1	3%	34
JAMAICA HOSPITAL MEDICAL CENTER		30	4	12%	34
CRESTVIEW IMMEDIATE CARE LL		10	24	71%	34
TUSCAN GARDENS OF DELRAY BEACH MANAGEMENT COMPANY,		34			34
FORT CAROLINE GARDENS, INC		32	2	6%	34
ARTHREX MEDICAL CENTER EAST		25	9	26%	34
SOUTHEASTERN OUTPATIENT SURGERY CENTER		31	3	9%	34
ADVENTHEALTH MEDICAL GROUP FAMILY & INTERNAL		14	20	59%	34
RASHDA ALBIBI M.D. P.A.		31	3	9%	34
AYERS NURSING AND REHABILITATION CENTER		34			34

COVID-19: testing by laboratory

Data through Apr 7, 2021 verified as of Apr 8, 2021 at 09:25 AM

Data in this report are provisional and subject to change.

The numbers in the table below represent the number of Florida and non-Florida residents for whom test results were received by the Department of Health. A person can be tested by more than one laboratory and can have both positive and negative results. **Therefore, the sum of the numbers in each column will be larger than the total number of people tested.**

Reporting lab	Inconclusive	Negative	Positive	Percent positive	Total
SOUTHWEST LABS		34			34
METRO KNOXVILLE HMA		25	9	26%	34
MEDEXPRESS URGENT CARE WEST TAMPA			34	100%	34
FLAGLER HOSPITAL INC	2		32	94%	34
MIDDLETOWN MEDICAL P C		24	10	29%	34
JACKSON HEALTH SYSTEM		2	32	94%	34
TRADITIONAL HOME CARE INC		33	1	3%	34
JUPITER MEDICAL CENTER PHYSICIANS GROUP, INC		30	4	12%	34
LONG TERM CARE OF GULF BREEZE LLC		30	4	12%	34
PARAMOUNT WALK-IN CLINIC		1	33	97%	34
GULFSIDE HOSPICE INC		31	3	9%	34
ASSISTED LIVING OF BROWARD		34			34
Heritage Park Care and Rehabilitation		34			34
A AND R RESEARCH GROUP LLC		30	4	12%	34
PORT SAINT JOHN FAMILY PRACTICE		21	13	38%	34
AHMG SURGICAL SPECIALIST		33			33
VILLA COURT LLC		33			33
EVERLYWELL		19	14	42%	33
ENCOMPASS HEALTH REHABILITATION HOSPITAL OF PANAMA CITY		28	5	15%	33
AHSE ROP		32	1	3%	33
PHOSPHORUS DIAGNOSTICS		27	6	18%	33
CORAL HOUSE ASSISTED LIVING COMMUNITY LLC		33			33
GREENRIDGE GROUP HOME	3	11	19	58%	33
AMMON ANALYTICAL LABORATORIES		29	4	12%	33
AMBRY GENETICS CORPORATION	23	10			33
LONG BEACH URGENT CARE		33			33
WALGREEN		23	10	30%	33
Consulate Health Care of Orange Park		27	6	18%	33
BOND CLINIC		3	30	91%	33
PM PEDIATRICS		31	2	6%	33
VETERAN AFFAIRS MEDICAL CENTER - JAMES J PETERS		30	3	9%	33
WESTWOOD NURSING AND REHABILITATION		28	5	15%	33
MINUTE CLINIC, LLC DBA MINUTECLINIC #4505		30	3	9%	33
SUNSHINE PEDIATRICS OF CENTRAL FLORIDA PL		30	3	9%	33
FLORIDA DEPARTMENT OF HEALTH IN MONROE COUNTY		27	6	18%	33
VETERANS HOME		1	32	97%	33
MINUTECLINIC, LLC, DBA MINUTECLINIC #5		29	4	12%	33
SANFORD MOBILE LAB PGA TOUR		32	1	3%	33
NIGHT LITE PEDIATRICS URGENT CARE CENTER			33	100%	33
EMORY CLINIC, THE		31	1	3%	32
UNIVERSITY MEDICAL CTR OF PRINCETON AT		30	2	6%	32
STATEN ISLAND UNIVERSITY HOSPITAL-POUCH		31	1	3%	32
WESTMINSTER ST AUGUSTINE		32			32
PULSE & REMEDY LLC		17	15	47%	32
Heartland Health Care Center North Sarasota		18	14	44%	32
IPSUM DIAGNOSTICS		3	29	91%	32
OPIS COQUINA CENTER		32			32

COVID-19: testing by laboratory

Data through Apr 7, 2021 verified as of Apr 8, 2021 at 09:25 AM

Data in this report are provisional and subject to change.

The numbers in the table below represent the number of Florida and non-Florida residents for whom test results were received by the Department of Health. A person can be tested by more than one laboratory and can have both positive and negative results. **Therefore, the sum of the numbers in each column will be larger than the total number of people tested.**

Reporting lab	Inconclusive	Negative	Positive	Percent positive	Total
COLORADO DEPARTMENT OF HEALTH LABORATORY SERVICES DIVISION			32	100%	32
PASSPORT HEALTH ORLANDO		32			32
WOMENS CARE FLORIDA LABORATORY		25	7	22%	32
WARDE MEDICAL LABORATORY		24	8	25%	32
MADISON POINTE CARE CENTER		32			32
ADVANCED URGENT CARE		12	20	63%	32
UNIPATH		24	7	23%	31
DISCOVERY COMMONS AT BRADENTON		31			31
FLORIDA ENDOSCOPY & SURGERY CTR LLC		31			31
CAREATC INC BRANDON	3	25	3	10%	31
LABORATORY ALLIANCE OF CENTRAL NEW YORK		29	2	6%	31
PINELLAS PARK FIRE DEPARTMENT		31			31
ACCESS 365 URGENT CARE		10	21	68%	31
WELLSTAR KENNESTONE HOSPITAL		28	3	10%	31
UR CARE FAMILY AND SPORTS MEDICINE			31	100%	31
NAPHCARE, INC.		21	10	32%	31
MICHAEL J D'AMBROSE MD PA		29	2	6%	31
EASYCARE WALK-IN CLINIC	1	11	19	61%	31
ATLAN		26	5	16%	31
LabCorp L#09258130 M#09258125		12	19	61%	31
ADVENTHEALTH MEDICAL GROUP FAMILY MEDICINE AT RDV		31			31
ENT AND ALLERGY ASSOCIATES OF FLORIDA LLC		30	1	3%	31
MINUTE CLINIC DIAGNOSTIC OF SC, LLC #75		29	2	6%	31
OAKMONTE VILLAGE		30	1	3%	31
GRAND VILLA OF ORMOND BEACH		27	4	13%	31
HEALTH FIRST - VIERA HOSPITAL		1	30	97%	31
CARILLON SPORTS AND FAMILY MEDICINE		23	8	26%	31
GRAND VILLA OF ENGLEWOOD		26	5	16%	31
FAST PACE MEDICAL CLINIC		27	4	13%	31
AMERICAN ESOTERIC LABORATORIES		15	16	52%	31
PREMIER URGENT CARE CENTER LLC			31	100%	31
REGENCY PARK ASSISTED LIVING FACILITY		29	2	6%	31
COLLIER ANESTHESIA PAIN LLC		31			31
FORT VALLEY STATE UNIVERSITY		29	1	3%	30
MARYLAND DEPARTMENT OF HEALTH			30	100%	30
BOCA BIOLISTIC REFERENCE LAB			30	100%	30
THE TERRACE AT IVY ACRES ALF		11	19	63%	30
CENTER ONE SURGERY CENTER		24	6	20%	30
MINUTE CLINIC DIAGNOSTIC OF VIRGINIA		23	7	23%	30
STUART REHABILITATION AND HEALTHCARE		14	16	53%	30
Wiregrass Rehabilitation Center and Nursing Home		28	2	7%	30
MARTHA'S HOUSE & ASSISTED LIVING FACILITY		30			30
Okeechobee Health Care Facility		16	14	47%	30
HUNTINGTON STATION URGENT CARE		29	1	3%	30
HERITAGE WATERSIDE		27	3	10%	30
NURSES HELPING HANDS INC ALF		30			30
ADVENT HEALTH PRIMARY CARE PLUS, WINTER GARDEN		26	4	13%	30

COVID-19: testing by laboratory

Data through Apr 7, 2021 verified as of Apr 8, 2021 at 09:25 AM

Data in this report are provisional and subject to change.

The numbers in the table below represent the number of Florida and non-Florida residents for whom test results were received by the Department of Health. A person can be tested by more than one laboratory and can have both positive and negative results. **Therefore, the sum of the numbers in each column will be larger than the total number of people tested.**

Reporting lab	Inconclusive	Negative	Positive	Percent positive	Total
CLEARWATER EMPLOYEE HEALTH CLINIC		14	16	53%	30
CARDIOLOGY AND MEDICINE ASSOCIATES INC		29	1	3%	30
OAK HARBOR ASSISTED LIVING FACILITY		27	3	10%	30
SANITAS		4	26	87%	30
CIGNA PBSO WEST PALM			30	100%	30
CLINCLOUD, LLC			30	100%	30
COLORADO DEPARTMENT OF PUBLIC HEALTH AND ENVIRONMENT			30	100%	30
WEINBERG VILLAGE		29	1	3%	30
ELLKAY HEALTHCARE DATA PLUMBERS	23	3	4	13%	30
CHIPOLA MEDICAL ASSOCIATES		10	20	67%	30
PERDIDO URGENT CARE		1	29	97%	30
LAKE MARY - STIRLING CENTER SUITE 202			30	100%	30
AMEERAH LABS			30	100%	30
REOPEN DIAGNOSTICS			30	100%	30
COUNTY OF LOS ANGELES			30	100%	30
WILLAMETTE VALLEY TOXICOLOGY LLC		28	2	7%	30
NORTH PINELLAS CHILDRENS MEDICAL CENTER			30	100%	30
LEE PHYSICIAN GROUP COLLEGE POINT		30			30
SMH PHYSICIAN SERVICES INC		28	1	3%	29
CHILDREN'S MEDICAL CENTER			29	100%	29
GRAND VILLA OF PINELLAS PARK		27	2	7%	29
PALMS, THE		29			29
NEMOURS CHILDRENS CLINIC		22	7	24%	29
SYNIVERSE WELLNESS CENTER		25	4	14%	29
P4CLINICAL	3	2	24	83%	29
PALM GARDEN OF JACKSONVILLE		27	2	7%	29
ST PETER'S BENDER LABORATORY		28	1	3%	29
UNIVERSITY OF ILLINOIS VETERINARY DIAG	1	27	1	3%	29
RENAISSANCE SENIOR LIVING	1	28			29
UCLA HEALTHCARE CLINICAL LABS		23	6	21%	29
DAVID LAWRENCE CENTER		25	4	14%	29
SUNSHINE PEDIATRICS		29			29
MIGUEL E TREVINO MD PA		25	4	14%	29
STEWART MELBOURNE HOSPITAL			29	100%	29
RESIDENCE AT BAY VUE		27	2	7%	29
STATCARE URGENT & WALK IN MEDICAL CARE		26	3	10%	29
CERON PEDIATRICS & INTEGRATIVE MEDICIN		29			29
BAPTIST PRIMARY BLACK CREEK SOUTH			29	100%	29
WEISS PEDIATRIC CARE LLC		16	13	45%	29
PRO HEALTH HARMONY		29			29
COMPREHENSIVE CHILDCARE		23	6	21%	29
STEINHATCHEE DRUGS		23	6	21%	29
Grand Villa of Deerfield Beach		27	2	7%	29
DUVAL COUNTY HEALTH DEPARTMENT		29			29
UNIV OF ROCHESTER-STRONG MEMORIAL HOSP		28	1	3%	29
INTERIM HEALTHCARE OF NORTHWEST FLORIDA INC		27	2	7%	29
SUNTREE INTERNAL MEDICINE		29			29

COVID-19: testing by laboratory

Data through Apr 7, 2021 verified as of Apr 8, 2021 at 09:25 AM

Data in this report are provisional and subject to change.

The numbers in the table below represent the number of Florida and non-Florida residents for whom test results were received by the Department of Health. A person can be tested by more than one laboratory and can have both positive and negative results. **Therefore, the sum of the numbers in each column will be larger than the total number of people tested.**

Reporting lab	Inconclusive	Negative	Positive	Percent positive	Total
CAPE CORAL HOSPITAL ABG LABORATORY		16	13	45%	29
CDC		17	12	41%	29
PANCARE HEALTH - BONIFAY K-8			29	100%	29
FAMILY CARE PARTNERS URGENT CARE LLC		23	6	21%	29
SOUTH FLORIDA BAPTIST HOSPITAL			29	100%	29
ENCOMPASS HEALTH REHABILITATION OF ALTAMONTE		24	5	17%	29
ROBERT H JENKINS JR VETERANS' DOMICILIARY HOME OF		26	3	10%	29
NATIONAL MENTOR HEALTHCARE LLC			28	100%	28
MINUTECLINIC, LLC #08366		23	5	18%	28
ACTIVE SENIOR LIVING		26	2	7%	28
MARION PEDIATRICS PA		21	7	25%	28
EDEN AT CRESTVIEW		12	16	57%	28
DHMD		28			28
FLORIDA MEDICAL CLINIC IM MLK		19	9	32%	28
BROOKDALE PHILLIPPI CREEK			28	100%	28
MINUTE CLINIC DIAGNOSTIC OF NEW JERSEY		27	1	4%	28
EXPRESS CARE OF TAMPA BAY LLC		2	26	93%	28
Casa Mora Rehabilitation & Extended Care		28			28
BOCA SIMON LAB		1	27	96%	28
GRAND LIVING AT LAKEWOOD RANCH		27	1	4%	28
KEY PRIMARY CARE			28	100%	28
MAYO CLINIC JACKSONVILLE		3	25	89%	28
LAKELAND NURSING AND REHABILITATION CENTER			28	100%	28
MINUTECLINIC DIAGNOSTIC OF RHODE ISLAND, LLC #212		28			28
DOCTOR TODAY TLC LLC			28	100%	28
ASTORIA HEALTH AND REHABILITATION CENTER		27	1	4%	28
PORT ST LUCIE HOSPITAL		25	3	11%	28
URGENT CARE CENTER			28	100%	28
LAKE PLACID HEALTH AND REHABILITATION		1	27	96%	28
BROOKWOOD BAPTIST MEDICAL CENTER		27	1	4%	28
JOSEF SCHENKER MD PC DBA CENTERS URGENT		26	2	7%	28
MIDNIGHT MEDICINE			28	100%	28
ORANGE PEDIATRICS			28	100%	28
Cleveland Clinic Laboratories		4	24	86%	28
FAMILY CARE PARTNERS		18	10	36%	28
LABORATORY MEDICINE CONSULTANTS-LMC PA		26	2	7%	28
WEST BROWARD CARE CENTER		24	4	14%	28
ORLANDO FAMILY MEDICINE		13	15	54%	28
EMORY UNIVERSITY HOSPITAL		24	4	14%	28
EMORY BENNETT VETERANS NURSING HOME	1	26			27
THE COMMONWEALTH OF MASSACHUSETTS		1	26	96%	27
MED LABS DIAGNOSTICS		10	17	63%	27
PINELLAS 1 HOME HEALTH CARE CORP		27			27
MINUTECLINIC, LLC #4230		23	4	15%	27
FIRST CHOICE PEDIATRICS LOOP		25	2	7%	27
CLINICAL LABS OF HAWAII		27			27
KIVA AT CANTERBURY, LLC		27			27

COVID-19: testing by laboratory

Data through Apr 7, 2021 verified as of Apr 8, 2021 at 09:25 AM

Data in this report are provisional and subject to change.

The numbers in the table below represent the number of Florida and non-Florida residents for whom test results were received by the Department of Health. A person can be tested by more than one laboratory and can have both positive and negative results. **Therefore, the sum of the numbers in each column will be larger than the total number of people tested.**

Reporting lab	Inconclusive	Negative	Positive	Percent positive	Total
LEE PHYSICIAN GROUP		24	3	11%	27
EPIC REFERENCE LABS INC			27	100%	27
BROOKDALE SOUTHPOINT			27	100%	27
VICK STREET MANOR		27			27
CHILDRENS MEDICAL CENTER			27	100%	27
BROWARD HEALTH IMPERIAL POINT NURSING			27	100%	27
LOOP PEDIATRICS		22	5	19%	27
JOSEPH SCHENKER MD PC DBA CENTERS URGENT		24	3	11%	27
ATRIA LADY LAKE		27			27
WIREGRASS CLINIC LLC		22	5	19%	27
RAINBOW PEDIATRICS		1	26	96%	27
PBSO WEST PALM FAMILY PRACTICE		1	26	96%	27
EXPRESS CARE OF BELLEVIEW		27			27
UNION CHD		24	3	11%	27
BROOKDALE UNIVERSITY HOSPITAL		25	2	7%	27
VASSAR BROTHERS MEDICAL CENTER LABORATORY		25	2	7%	27
JOSEF SCHENKER MD PC		27			27
BUREAU OF PUBLIC HEALTH	1	6	20	74%	27
SUNCOAST LABS			27	100%	27
SPANISH RIVER HIGH SCHOOL ESE		23	4	15%	27
HEALTHPARK MEDICAL CENTER ABG LAB		26	1	4%	27
GASTROENTEROLOGY ASSOCIATES OF PENSACOLA PA		23	4	15%	27
LEXINGTON PLACE SENIOR LIVING COMMUNITY		27			27
PULMONARY SPECIALISTS OF THE PALM BEACHES		16	10	38%	26
LAKES DIALYSIS CENTER INC			26	100%	26
CARLOS F FUSTER MD PA		24	2	8%	26
RJ LEE GROUP	1	23	2	8%	26
LOT HEALTH SERVICES☐	1	25			26
TOTTENVILLE CIRCLE URGENT CARE		26			26
MINIMALLY INVASIVE VASCULAR INC		24	2	8%	26
DARDEN WELLNESS CENTER		23	3	12%	26
HUNT CLUB PEDIATRIC ASSOCIATES LLC		21	5	19%	26
MINUTECLINIC DIAGNOSTIC OF TN, PC 374		22	4	15%	26
THE MINIER URGENT CARE		20	6	23%	26
SUMMERGATE PHARMACY		24	2	8%	26
PARK WEST MEDICAL CENTER		25	1	4%	26
CANTON-POTSDAM HOSPITAL LABORATORY		25	1	4%	26
MD BEAUTY LABS, PA		24	2	8%	26
BAYCARE HEALTH SYSTEMS, LLC			26	100%	26
Clearwater Center		12	14	54%	26
TREEHOUSE PEDIATRICS & FAMILY CARE		26			26
MONTEFIORE NEW ROCHELLE HOSPITAL		24	2	8%	26
PALM BEACH COUNTY FIRE RESCUE		24	2	8%	26
EAST HILL MEDICAL GROUP		17	9	35%	26
TIFFANY LAKE CARE CENTERS INC		26			26
MINUTECLINIC DIAGNOSTIC OF TEXAS		22	4	15%	26
CARENOW - DOWNTOWN NORTH GULCH		24	2	8%	26

COVID-19: testing by laboratory

Data through Apr 7, 2021 verified as of Apr 8, 2021 at 09:25 AM

Data in this report are provisional and subject to change.

The numbers in the table below represent the number of Florida and non-Florida residents for whom test results were received by the Department of Health. A person can be tested by more than one laboratory and can have both positive and negative results. **Therefore, the sum of the numbers in each column will be larger than the total number of people tested.**

Reporting lab	Inconclusive	Negative	Positive	Percent positive	Total
ALPHA PHARMACY		23	3	12%	26
ROSLYN URGENT CARE		26			26
ACCESS HEALTH CARE PHYSICIANS LLC		10	16	62%	26
ADVENT HEALTH MEDICAL GROUP- FAMILY MEDICINE AT DR. PHILIPS		21	5	19%	26
OAKTREE HEALTHCARE			26	100%	26
WAKULLA COUNTY HEALTH DEPARTMENT		12	14	54%	26
KINDRED HOSPITAL OCALA		23	3	12%	26
TAMPA URGENT CARE			26	100%	26
CANCER RESEARCH LAB, BOB JONES UNIVERSITY		24	2	8%	26
URGENT FAMILY CARE INC		23	3	12%	26
MONCRIEF ARMY HEALTH CLINIC			26	100%	26
GOOD SAMARITAN HOSPITAL LABORATORY		23	3	12%	26
EXPRESS FAMILY CARE LLC		11	15	58%	26
GERALD J KIVETT MD		23	3	12%	26
ABL MEDICAL CARE LLC			26	100%	26
ORLANDO ORTHOPAEDIC CENTER		24	2	8%	26
OCCUPATIONAL HEALTH CENTERS OF THE SOUTHWEST PA		21	5	19%	26
HOLIDAY MEDICAL ASSOCIATES		1	25	96%	26
MAGNOLIA PEDIATRICS		4	22	85%	26
ADVENT HEALTH PARTIN SETTLEMENT HEALTH PARK		18	8	31%	26
ASURANCE SCIENTIFIC LABORATORIES		24	1	4%	25
MADWAR		19	6	24%	25
TOTAL ACCESS URGENT CARE		1	24	96%	25
WELLMED AT PLANT CITY		11	14	56%	25
CENTRAL FLORIDA PEDIATRIC URGENT CARE LLC		21	4	16%	25
PRODUCTION HEALTH SAFETY MANAGEMENT		24	1	4%	25
THE WATERMARK AT VISTAWILLA		25			25
STATCARE URGENT AND WALK-IN MEDICAL CA		22	3	12%	25
A LILIKO'I PHARMACY LLC		22	3	12%	25
ECC PEDIATRICS		25			25
COMMUNITY HEALTH OF SOUTH FLORIDA			25	100%	25
GREEN GABLES ASSISTED LIVING FACILITY		25			25
ARCPOINT LABS OF FORT LAUDERDALE		25			25
DELRAY BEACH FACIAL PLASTIC SURGERY		25			25
COASTAL COMPLETE CARE		11	14	56%	25
ADVENT HEALTH - LAKE MARY PEDIATRICS		16	9	36%	25
MINUTECLINIC DIAGNOSTIC OF PENNSYLVANI		24	1	4%	25
SACRED HEART MEDICAL GROUP URGENT CARE		20	5	20%	25
PALMETTO PEDIATRICS			25	100%	25
TALLAHASSEE DEVELOPMENTAL CENTER		24	1	4%	25
PHYSICIANS STAT		3	22	88%	25
BIG BEND HOSPICE INC		25			25
ST. CLOUD HOSPITAL		20	5	20%	25
FEDERAL PRISON CAMP PENSACOLA			25	100%	25
ADVENT HEALTH EXPRESS		9	16	64%	25
GRAND VILLA OF LARGO		23	2	8%	25
ENCOMPASS HOME HEALTH OF THE SOUTHEAST LLC		23	2	8%	25

COVID-19: testing by laboratory

Data through Apr 7, 2021 verified as of Apr 8, 2021 at 09:25 AM

Data in this report are provisional and subject to change.

The numbers in the table below represent the number of Florida and non-Florida residents for whom test results were received by the Department of Health. A person can be tested by more than one laboratory and can have both positive and negative results. **Therefore, the sum of the numbers in each column will be larger than the total number of people tested.**

Reporting lab	Inconclusive	Negative	Positive	Percent positive	Total
Summit Medical Group Westfield Lab		22	3	12%	25
BAYSIDE LABORATORIES INC		25			25
MEDEXPRESS URGENT CARE - BLOOMINGTON		22	3	12%	25
SANFORD PEDIATRIC ASSOCIATES, PA		23	2	8%	25
SOUTH FLORIDA DIALYSIS CENTER		8	17	68%	25
SUNQUEST		3	22	88%	25
COASTAL SKIN SURGERY AND DERMATOLOGY		18	7	28%	25
COOPER HEALTHCARE		22	3	12%	25
GADSDEN COUNTY HEALTH DEPARTMENT		19	6	24%	25
WESTPAC LABS		1	24	96%	25
RAYMOND BASRI MD		23	2	8%	25
TREASURE COAST URGENT CARE			24	100%	24
ST VINCENT'S EAST		22	2	8%	24
HENNEPIN COUNTY MEDICAL CENTER (HCMC)		13	11	46%	24
SARASOTA MEMORIAL NURSING & REHABILITATION CTR		24			24
ALAN SERURE MD		24			24
WESTMINSTER WOODS ON JULINGTON CREEK		22	2	8%	24
SENIOR LIVING IV SUN CITY LLC		17	7	29%	24
1 TOUCH TOTALCARE SOLUTIONS		21	3	13%	24
PALMS MEDICAL GROUP - LAKE CITY WEST		3	21	88%	24
PHYSICIANS PRIMARY CARE OF SW FLORIDA PL		24			24
Grand Villa of Dunedin		18	6	25%	24
FINLAY C. LABORATORY		4	20	83%	24
RAINBOW PEDIATRIC CENTER		2	22	92%	24
CL BRUMBACK PRIMARY CARE CLINIC LANTANA		2	22	92%	24
PRIME CARE ONE LLC/HARBORCHASE OF VENICE			24	100%	24
CENTERPLACE HEALTH		3	21	88%	24
AIR, LAND & SEA PHYSICALS & CONSULTATIONS, LLC		23	1	4%	24
TIMBERLANE LODGE ALF	1	16	7	29%	24
NOVANT HEALTH		18	6	25%	24
BLUE SPRINGS SURGERY CENTER		24			24
ENGLEWOOD HOSPITAL AND MEDICAL CENTER		19	5	21%	24
ATRIA AT ST JOSEPHS		24			24
LABORATORY DYNAMICS		20	4	17%	24
HERITAGE OAKS ASSISTED LIVING & MEMORY CARE		20	4	17%	24
PHYSICIANS CARE		20	4	17%	24
COURTYARDS OF ORLANDO		24			24
TREASURE ISLE LLC		24			24
MED PLUS FLORENCE		20	4	17%	24
HALIFAX HEALTH URGENT CARE		4	20	83%	24
SPRINGWOOD COURT		19	5	21%	24
CONCENTRA URGENT CARE		20	4	17%	24
JUPITER MEDICAL CENTER			24	100%	24
SUMMIT MEDICAL GROUP - 75 E NORTHFIELD		22	2	8%	24
KISSIMMEE VA OUTPATIENT CLINIC		23	1	4%	24
FORT SANDERS REGIONAL LABORATORY		24			24
PACIFICA SENIOR LIVING FORT MYERS		15	9	38%	24

COVID-19: testing by laboratory

Data through Apr 7, 2021 verified as of Apr 8, 2021 at 09:25 AM

Data in this report are provisional and subject to change.

The numbers in the table below represent the number of Florida and non-Florida residents for whom test results were received by the Department of Health. A person can be tested by more than one laboratory and can have both positive and negative results. **Therefore, the sum of the numbers in each column will be larger than the total number of people tested.**

Reporting lab	Inconclusive	Negative	Positive	Percent positive	Total
CSH LAKE ORIENTA LP		24			24
LPG PRIMARY CARE AT BONITA BAY LIFESTYLE CENTER		22	2	8%	24
HEALTH MED CENTERS		24			24
ROWLETT MIDDLE ACADEMY		22	2	8%	24
AVENTIS BIO-SERVICES CTL		24			24
FLORIDA MEDICAL CL ODOM TPA		13	11	46%	24
CARE CENTERS OF NASSAU LLC MINER ROAD NORTH		24			24
SHORE MEMORIAL HOSPITAL		21	3	13%	24
HOUSE CALLS PROFESSIONAL LLC		20	4	17%	24
VIRTUA		20	4	17%	24
NORTHSIDE HOSPITAL EMERGENCY DEPT		21	3	13%	24
SENIOR HEALTH OF WINTER PARK DUNDEE		24			24
SOMA MEDICAL CENTER # 4		2	22	92%	24
MID FLORIDA PATHOLOGY LLC		23	1	4%	24
ST VINCENTS AMBULATORY CARE INC DBA		21	3	13%	24
INNOVATIVE RESEARCH OF WEST FLORIDA		21	3	13%	24
South Heritage Health and Rehab		24			24
MINUTECLINIC DIAGNOSTIC OF TN PC #6435		22	2	8%	24
SEWALLS POINT PHARMACY INC		17	7	29%	24
MINUTECLINIC DIAGNOSTIC OF TN PC #378		21	3	13%	24
VILLAGES REHABILITATION AND NURSING CENTER		24			24
URGENT CARE USA			24	100%	24
STATE LAB		2	22	92%	24
WELLOW URGENT CARE		23	1	4%	24
TARPON BAYOU CENTER			24	100%	24
EDWARD S BENNETT MD PLLC		24			24
MADISON COUNTY MEMORIAL HOSP		12	12	50%	24
THE CHAPPEL GROUP RESEARCH		24			24
HOWARD BEACH URGENT CARE		22	2	8%	24
ISLAND COAST PEDIATRICS PA		22	1	4%	23
ROSS MEDICAL GROUP			23	100%	23
EGL GENETIC DIAGNOSTICS		1	22	96%	23
UNIV OF NORTH ALABAMA HEALTH CENTER		22	1	4%	23
HUNT CLUB MEDICAL		15	8	35%	23
UAH STUDENT HEALTH CENTER		16	7	30%	23
MINUTECLINIC, LLC, DBA MINUTECLINIC #2544		22	1	4%	23
WOODHOUSE INC		17	6	26%	23
LPG PRIMARY CARE AT CAPE CORAL PARKWAY		20	3	13%	23
NEWYORK-PRESBYTERIAN/ LAWRENCE HOSPITAL LABORATORY		21	2	9%	23
ADVENT HEALTH MEDICAL GROUP FAMILY AND INTERNAL MEDICINE AT AVALON PAR		21	2	9%	23
OMEGA LABORATORIES		19	4	17%	23
SOUTHEAST GEORGIA HEALTH SYSTEM, INC		20	3	13%	23
UF HEALTH NORTH JACKSONVILLE			23	100%	23
NEW JERSEY		22	1	4%	23
CORE LABORATORY		1	22	96%	23
NOBLE SENIOR LIVING		3	20	87%	23
UNIVERSITY HILLS HEALTH AND REHABILITATION CENTER		18	5	22%	23

COVID-19: testing by laboratory

Data through Apr 7, 2021 verified as of Apr 8, 2021 at 09:25 AM

Data in this report are provisional and subject to change.

The numbers in the table below represent the number of Florida and non-Florida residents for whom test results were received by the Department of Health. A person can be tested by more than one laboratory and can have both positive and negative results. **Therefore, the sum of the numbers in each column will be larger than the total number of people tested.**

Reporting lab	Inconclusive	Negative	Positive	Percent positive	Total
NEW YORK METHODIST HOSPITAL		19	4	17%	23
NORTHWEST FLORIDA COMMUNITY HOSPITAL 3RD FLOOR		21	2	9%	23
LAKEVIEW HEALTH CARE SYSTEMS		9	14	61%	23
CVS NC3516POCT WINSTON SALEM		21	2	9%	23
BAYFRONT FAMILY HEALTH CENTER		3	20	87%	23
FLORIDA MEDICAL CLINIC - NEW TAMPA		19	4	17%	23
FLORIDA HOSPITAL PHYSICIAN GROUP		10	13	57%	23
ADEPT INPATIENT MEDICAL SERVICES PC		23			23
JUST FOR KIDS PEDIATRICS		5	18	78%	23
ST ELIZABETH MEDICAL CENTER LABORATORY		20	3	13%	23
ADVENTHEALTH MEDICAL GROUP PULMONOLOGY		20	3	13%	23
ADVANCED URGENT CARE CENTER		7	16	70%	23
WUESTHOFF MEDICAL CENTER-MELBOURNE			23	100%	23
ADIRONDACK MEDICAL CENTER		23			23
BOZEMAN HEALTH DEACONESS HOSPITAL		18	5	22%	23
Wesley Place on Honeysuckle		20	2	9%	22
SEAGRASS VILLAGE			22	100%	22
FLORIDA HOSPITAL LABS		12	10	45%	22
ESOTERIX GENETIC LABORATORIES		17	5	23%	22
ERIC C MARSHAL MD, PC DBA MINUTECLINIC		21	1	5%	22
CARESPOT		2	20	91%	22
GLEN COVE HOSPITAL		22			22
KELLY'S ASSISTED LIVING FACILITY		22			22
NEW YORK PRESBYTERIAN - ALLEN HOSPITAL		22			22
UNDERGROUND FREE CLINIC		22			22
GILCHRIST COUNTY JAIL		20	2	9%	22
TEN HEALTHCARE		6	16	73%	22
MARQUES PEDIATRICS			22	100%	22
FLUSHING HOSPITAL MEDICAL CENTER		18	4	18%	22
PULSE MEDICAL GROUP INC			22	100%	22
HENDRY REGIONAL CORPORATE HEALTH			22	100%	22
MORNINGSIDE MANOR & VILLA ADULT CARE C		22			22
AU MEDICAL CENTER, INC	1	18	3	14%	22
FAMILY AND AFTER HOURS CARE		22			22
FLORENCE J HUNT STUDENT WELLNESS CENTER - HEALTH SERVICES (ABBOTT)		22			22
WELLMED AT LAKE COPELAND		16	6	27%	22
LEE COMMUNITY HEALTHCARE INC CAPE CORAL		22			22
MINUTECLINIC DIAGNOSTIC OF TN PC #320		14	8	36%	22
STEWART MEDICAL GROUP INC			22	100%	22
KINGS BAY PEDIATRICS LLC		18	4	18%	22
GRAND VILLA OF BOYNTON BEACH		21	1	5%	22
FLORIDA PEDIATRICS		6	16	73%	22
OLIVE BRANCH HEALTH AND REHABILITATION CENTER			22	100%	22
MARATHON HEALTH FOR LIFE		19	3	14%	22
ELAN SPANISH SPRINGS		4	18	82%	22
APOLLO SURGERY CENTER		20	2	9%	22
MINUTECLINIC DIAGNOSTIC OF ILLINOIS L		17	5	23%	22

COVID-19: testing by laboratory

Data through Apr 7, 2021 verified as of Apr 8, 2021 at 09:25 AM

Data in this report are provisional and subject to change.

The numbers in the table below represent the number of Florida and non-Florida residents for whom test results were received by the Department of Health. A person can be tested by more than one laboratory and can have both positive and negative results. **Therefore, the sum of the numbers in each column will be larger than the total number of people tested.**

Reporting lab	Inconclusive	Negative	Positive	Percent positive	Total
BASSETTI & ASSOCIATES, MD, PA			22	100%	22
EBEIDS MD PEDIATRICS		19	3	14%	22
OCEANSIDE URGENT CARE		22			22
BAYCARE MEDICAL GROUP INC		3	19	86%	22
PRIMARY CARE SPECIALISTS OF ORLANDO LLC		17	5	23%	22
MINUTECLINIC DIAGNOSTIC OF LOUISIANA,		20	2	9%	22
JESSIE TRICE COMMUNITY HEALTH SYSTEM, INC		6	16	73%	22
MEDI STATION			22	100%	22
ROCKLEDEGE REGIONAL MEDICAL CENTER		17	5	23%	22
DALE MEDICAL CENTER		17	5	23%	22
MOBILE DIVISION LABORATORY		7	15	68%	22
UTAH DEPARTMENT OF HEALTH			22	100%	22
CHARLOTTE CHD PORT CHARLOTTE		18	4	18%	22
MORRIS PARK URGENT CARE		19	3	14%	22
DIACARTA INC.		22			22
FORT PIERCE FAMILY CARE INC		16	6	27%	22
SOLE HEALTH LLC		22			22
SONATA BOYNTON BEACH		20	2	9%	22
HARBOUR ISLAND PEDIATRICS		13	9	41%	22
INTERNATIONAL MEDICAL LABORATORY INC		21			21
CVS NC7588POCT ASHEVILLE		18	3	14%	21
UPMC CHAUTAUQUA AT WCA LABORATORY		20	1	5%	21
ST JUDE CHILDRENS RESEARCH HOSPITAL		21			21
POINT OF CARE CLINICS PRIMARY CARE		20	1	5%	21
HOPE HEALTHCARE		21			21
SOUTH NASSAU COMMUNITIES HOSPITAL		17	4	19%	21
PALM BAY FAMILY PRACTICE		4	17	81%	21
BETHESDA HEALTH PHYSICIAN GROUP INC			21	100%	21
LAKE HOWARD HEIGHTS	1	18	2	10%	21
COASTAL FAMILY PRACTICE		13	8	38%	21
PRIMECARE AT PORT ORANGE		4	17	81%	21
METROPOLITAN CHARITIES INC		19	2	10%	21
CONNECTDX		6	15	71%	21
JEFFERSON K-12, A SOMERSET SCHOOL- CLINIC		17	4	19%	21
MINUTECLINIC DIAGNOSTICS MEDICAL GROUP		20	1	5%	21
OHIO CVS STORES, LLC DBA		19	2	10%	21
ENCOMPASS HEALTH REHABILITATION HOSPITAL OF OCALA		20	1	5%	21
ST VINCENT'S URGENT CARE		18	3	14%	21
ARDEN COURTS OF WINTER SPRINGS		18	3	14%	21
CLINICAL PATHOLOGY LABORATORIES SOUTHEAST			21	100%	21
COLUMBIA MEMORIAL HOSPITAL		21			21
CITY OF NAPLES FIRE RESCUE		18	3	14%	21
PRIMECARE OF DOTHAN-DALEVILLE CLINIC		16	5	24%	21
TENNESSEE DEPARTMENT OF HEALTH		15	6	29%	21
MINUTECLINIC DIAGNOSTIC OF NORTH		19	2	10%	21
ROCKLEDGE FAMILY HEALTH			21	100%	21
PROFESSIONAL PARK PEDIATRICS PA			20	100%	20

COVID-19: testing by laboratory

Data through Apr 7, 2021 verified as of Apr 8, 2021 at 09:25 AM

Data in this report are provisional and subject to change.

The numbers in the table below represent the number of Florida and non-Florida residents for whom test results were received by the Department of Health. A person can be tested by more than one laboratory and can have both positive and negative results. **Therefore, the sum of the numbers in each column will be larger than the total number of people tested.**

Reporting lab	Inconclusive	Negative	Positive	Percent positive	Total
DEPT OF VA MEDICAL CENTER - BAY PINES			20	100%	20
WACO HHSSURGEWACO	1	16	3	15%	20
ANYTIME LAB, LLC		18	2	10%	20
STATEN ISLAND UNIVERSITY HOSPITAL		19	1	5%	20
SOUTH CAROLINA DEPARTMENT OF HEALTH			20	100%	20
BEST MEDICAL CENTER		11	9	45%	20
MCWHORTER SCHOOL OF PHARMACY		20			20
MINUTECLINIC DIAGNOSTIC OF NORTH CAROLINA PC		17	3	15%	20
PASSPORT HEALTH OF TAMPA BAY		18	2	10%	20
PALM BEACH GARDENS MEDICAL CENTER			20	100%	20
BAYCARE MEDICAL GROUP INC			20	100%	20
ODYSSEY HEALTHCARE OF MARION COUNTY, LLC		19	1	5%	20
PRIMARY CARE MEDICINE	1	13	6	30%	20
PONCE PLAZA NURSING & REHAB CENTER		4	16	80%	20
ADVANCED HEALTHCARE ASSOCIATES		18	2	10%	20
BROOKDALE MANDARIN CENTRAL		7	13	65%	20
WALGREENS #04618		18	2	10%	20
LAKE WORTH MANOR		19	1	5%	20
GOOD SAMARITAN SOCIETY OF DAYTONA		16	4	20%	20
MINUTECLINIC MINUTECLINIC #8746		19	1	5%	20
DIXIE COUNTY HEALTH DEPARTMENT		13	7	35%	20
MEDEMERGE		18	2	10%	20
REDITUS LABORATORIES			20	100%	20
Sovereign Laboratory Services, LLC		17	3	15%	20
BAYFRONT HMA CONVENIENT CARE, LLC		2	18	90%	20
WINTER PARK FAMILY PRACTICE LLC		17	3	15%	20
MEDICAL EXPRESS CORP		18	2	10%	20
ENCOMPASS HEALTH REHABILITATION HOSPITAL OF MIAMI		19	1	5%	20
TGH MEDICAL GROUP LABORATORY CARROLLWOOD			20	100%	20
CVA MINUTE CLINIC DIAGNOSTIC OF VIRGINIA, LLC		20			20
BAY PEDIATRICS PA		18	2	10%	20
GEORGIA HEART CENTER (MSC 53), NAVICEN		18	2	10%	20
BAPTIST MEDICAL GRP URGENT CARE & OCC HEALTH AIRPO		20			20
MINUTECLINIC DIAGNOSTIC PA		18	2	10%	20
WINSHIPS PHARMACY INC		20			20
VIERA FAMILY MEDICINE AND WELLNESS		16	4	20%	20
GUARDANT HEALTH		14	6	30%	20
MEDPEDS ASSOCIATES OF SARASOTA PA		18	2	10%	20
ORANGE REGIONAL MEDICAL CENTER LABORATORY		15	5	25%	20
MINUTECLINIC DIAGNOSTIC OF TN PC #6363		17	3	15%	20
PEDIATRIC ASSOCIATES PA		17	3	15%	20
CVS MINUTE CLINIC DIAGNOSTIC OF TEXAS LLC		16	4	20%	20
HEALTHY MINORS, LLC.		20			20
CARENOW URGENT CARE-BRENTWOOD		14	6	30%	20
CONSOLIDATED LAB SERVICES		10	10	50%	20
OPTIMAL CARE PEDIATRICS		5	15	75%	20
RHODE ISLAND DEPARTMENT OF HEALTH			20	100%	20

COVID-19: testing by laboratory

Data through Apr 7, 2021 verified as of Apr 8, 2021 at 09:25 AM

Data in this report are provisional and subject to change.

The numbers in the table below represent the number of Florida and non-Florida residents for whom test results were received by the Department of Health. A person can be tested by more than one laboratory and can have both positive and negative results. **Therefore, the sum of the numbers in each column will be larger than the total number of people tested.**

Reporting lab	Inconclusive	Negative	Positive	Percent positive	Total
CVS NC7047POCT DURHAM		20			20
THE VILLAGES HEALTH		12	8	40%	20
ADVENT HEALTH - KISSIMMEE		6	14	70%	20
CARESPOT OF NOCATEE		1	19	95%	20
ESTATES MEDICAL CENTER		12	8	40%	20
FLORIDA HOSPITAL WINTER GARDEN		15	4	21%	19
SHELBY BAPTIST MEDICAL CENTER		14	5	26%	19
CLEVELAND CLINIC FLORIDA		1	18	95%	19
FOX FAMILY PRACTICE		19			19
BAYVIEW MEDICAL		19			19
LEE COMMUNITY HEALTHCARE INC NORTH FORT MYERS		19			19
MED HEALTH SERVICES		18	1	5%	19
BRIDGEWAY HEALTH CLINICS INC			19	100%	19
ADVENTHEALTH MEDICAL GROUP PEDIATRICS AT		4	15	79%	19
Floral Health and Rehabilitation, LLC		18	1	5%	19
GLEN OAKS URGENT CARE		18	1	5%	19
LAB INTERMARKET FACILITY LAB		1	18	95%	19
MORTON PLANT NORTH BAY HOSPITAL			19	100%	19
REGENCY SQUARE MALL - SEARS		3	16	84%	19
STONE WASH CLINICAL LABORATORIES		2	17	89%	19
COMMUNITY HOME HEALTH CARE		19			19
ANYLABTESTNOW		6	13	68%	19
ROYAL PALM MEDICAL GROUP, INC		19			19
TNC WALK IN CLINIC		14	5	26%	19
DOCTORS MEDICAL CENTER OF WALTON COUNTY CLINIC			19	100%	19
GRACE WELLNESS CENTER		8	11	58%	19
ALL PEDIATRIC CARE			19	100%	19
FLORIDA COMMUNITY HEALTH CENTER OF ST. LUCIE		1	18	95%	19
TEXAS DEPARTMENT OF STATE HEALTH SERVICES		3	16	84%	19
49D2045214PHYSICIAN OFFICE-WAIVER-MEDEXPRESS URGENT CARE - HARRISONBU		10	9	47%	19
HARLEM HOSPITAL CENTER		18	1	5%	19
NO NAME		8	11	58%	19
MONROE COUNTY DETENTION CENTER			19	100%	19
AUBURN COMMUNITY HOSPITAL		17	2	11%	19
ELTINGVILLE CIRCLE URGENT CARE		18	1	5%	19
PEDIATRICS IN BREVARD-COCOA BEACH		14	5	26%	19
BARTON FAMILY PRACTICE		8	11	58%	19
JACKSON NORTH MEDICAL CENTER		2	17	89%	19
COMMONWEALTH OF MASSACHUSETTS			19	100%	19
PATIENTS CHOICE LAB OF IND, LLC		16	3	16%	19
CARE POINT HEALTH & WELLNESS CENTER		19			19
MICHELLE S PAGE MD PA		18	1	5%	19
OCEAN REEF MEDICAL CENTER, LLC			19	100%	19
URGENT TEAM		16	3	16%	19
GRAND VILLA OF DELRAY EAST		19			19
GENTIVA HEALTH SERVICES		17	2	11%	19
CAREHERE- LCS LEESBURG			19	100%	19

COVID-19: testing by laboratory

Data through Apr 7, 2021 verified as of Apr 8, 2021 at 09:25 AM

Data in this report are provisional and subject to change.

The numbers in the table below represent the number of Florida and non-Florida residents for whom test results were received by the Department of Health. A person can be tested by more than one laboratory and can have both positive and negative results. **Therefore, the sum of the numbers in each column will be larger than the total number of people tested.**

Reporting lab	Inconclusive	Negative	Positive	Percent positive	Total
DSI MANAGEMENT LLC		19			19
FAMILY CARE CYPRESS CREEK		1	18	95%	19
EMERALD COAST HOSPICE - CRESTVIEW		19			19
LOVING CARE OF THE TREASURE COAST LLC	1	13	5	26%	19
HELIX DIAGNOSTICS			19	100%	19
INTEGRATED REGIONAL LABORATORIES - LARGO			19	100%	19
SEVEN RIVERS REGIONAL MEDICAL CENTER		5	14	74%	19
CLERMONT ADVENTHEALTH CENTRA CARE		1	18	95%	19
NANO HEALTH ASSOCIATES LLC		19			19
GRAND VILLA OF MELBOURNE		17	2	11%	19
BAPTIST MEMORIAL HEALTH CARE		17	2	11%	19
BAPTIST PEDIATRICS		15	4	21%	19
TRINITY MEDICAL ASSOCIATES LLC			19	100%	19
Citymd Of Lacey		16	3	16%	19
MINUTECLINIC DIAGNOSTIC OF RHODE ISLAND, LLC #590		17	1	6%	18
MINUTECLINIC DIAGNOSTIC OF MICHIGAN PC		17	1	6%	18
OSCEOLA ALF OPERATOR, LLC DBA□		18			18
GENERAL INTERNAL MEDICINE MEDICAL CTR CLINIC		13	5	28%	18
MEDEXPRESS URGENT CARE - TIMBERLAKE		16	2	11%	18
HARTFORD HOSPITAL ANCILLARY LAB		17	1	6%	18
TENDER CARE ALF		18			18
USCG AIR STATION CLEARWATER CLINIC		17	1	6%	18
TPCA CLINICAL LABORATORIES		15	3	17%	18
GRAND AVE PHARMACY		1	17	94%	18
MIAMI BEACH MEDICAL GROUP			18	100%	18
FORT WALTON BEACH DEVELOPMENTAL CENTER		17	1	6%	18
UM MILLER SCHOOL OF MEDICINE			18	100%	18
BROOKDALE ST AUGUSTINE		1	17	94%	18
ASCENSION ST VINCENT'S PRIMARY CARE		1	17	94%	18
AURORA DIAGNOSTICS		6	12	67%	18
STAT MEDICAL CLINIC III INC		12	6	33%	18
XPRESS WELLNESS URGENT CARE			18	100%	18
FORT HAMILTON URGENT CARE		18			18
ST. JUDES LABORATORIES		12	6	33%	18
ADVENTIST HEALTH SYSTEM		16	2	11%	18
CVS NV3210POCT LAS VEGAS		17	1	6%	18
PRATTVILLE BAPTIST HOSPITAL		14	4	22%	18
LPG PRIMARY CARE AT COLONIAL CENTER DRIVE		16	2	11%	18
MADISON CORE LABORATORIES		17	1	6%	18
CABOT RESERVE ON THE GREEN		18			18
MINUTECLINIC #8699		14	4	22%	18
CORNER OAK ESTATE LLC		18			18
MARION COUNTY HEALTH DEPARTMENT		17	1	6%	18
MOORINGS PARK OAKSTONE AT GREY OAKS		17	1	6%	18
BAY COUNTY HEALTH DEPARTMENT		14	4	22%	18
CVS HEALTH, #3396		16	2	11%	18
AURORA UNIVERSITY WELLNESS CENTER		18			18

COVID-19: testing by laboratory

Data through Apr 7, 2021 verified as of Apr 8, 2021 at 09:25 AM

Data in this report are provisional and subject to change.

The numbers in the table below represent the number of Florida and non-Florida residents for whom test results were received by the Department of Health. A person can be tested by more than one laboratory and can have both positive and negative results. **Therefore, the sum of the numbers in each column will be larger than the total number of people tested.**

Reporting lab	Inconclusive	Negative	Positive	Percent positive	Total
CRANES VIEW LODGE			18	100%	18
ST ANTHONY'S HOSP PATIENT CARE SERVICE			18	100%	18
ENCOMPASS HEALTH REHABILITATION		16	2	11%	18
CITY OF LAKE MARY EMPLOYEE HEALTH CENTER		16	2	11%	18
BROWNE MEDICAL		16	2	11%	18
COLLEGE POINT URGENT CARE		15	3	17%	18
Z UROLOGY		18			18
VALLEY IMMEDIATE CARE		16	2	11%	18
PPD - IXLAYER		17	1	6%	18
URGENT CARE AT LONGWOOD			18	100%	18
MAIMONIDES MEDICAL CENTER		15	3	17%	18
VA MEDICAL CENTER			18	100%	18
WALGREEN EASTERN CO, INC		18			18
THE CANOPY AT HARPER LAKE	1		17	94%	18
ADVENT HEALTH - WINTER HAVEN		8	10	56%	18
ST CATHERINE OF SIENA HOSPITAL		16	2	11%	18
IONA COLLEGE HEALTH & WELLNESS CENTER		18			18
MAITLAND PRIMARY CARE		9	8	47%	17
CITY OF CLEARWATER EMPLOYEE HEALTH CENTER		7	10	59%	17
PARRISH HEALTH CENTER		14	3	18%	17
MINUTE CLINIC DIAGNOSTIC OF TN PC #64		16	1	6%	17
NAVAL MEDICAL CENTER SAN DIEGO			17	100%	17
FAST PACE MEDICAL CLINIC PLLC		15	2	12%	17
ANYLABTEST NOW		10	7	41%	17
MEDEXPRESS URGENT CARE, MOON TOWNSHIP		16	1	6%	17
MI CASA DORADA ASSISTED LIVING FACILIT		17			17
MINUTECLINIC, LLC, #4160		13	4	24%	17
UNIVERSITY LAB			17	100%	17
LAKELAND HILLS CENTER		10	7	41%	17
REGENEXX TAMPA BAY		14	3	18%	17
BROOKDALE CROWN POINT			17	100%	17
CARESPOT EXPRESS HEALTHCARE			17	100%	17
ROBERT WOOD JOHNSON UNIVERSITY HOSP		15	2	12%	17
UNIVERSITY OF ALABAMA - FUNGAL REFERENCE LABORATORY		12	5	29%	17
UVMCM MICROBIOLOGY		16	1	6%	17
UC HEALTH UNIVERSITY HOSPITAL		14	3	18%	17
CENTRAL FLORIDA HEALTH SERVICES		13	4	24%	17
MINUTE-CLINIC DIAGNOSTIC OF VIRGINIA		14	3	18%	17
CITY OF SANFORD EMPLOYEE HEALTH AND		16	1	6%	17
MC DIAGNOSTIC OF CONNECTICUT, PC #775		16	1	6%	17
FIRST CHOICE PEDIATRICS WINTER SPRINGS		12	5	29%	17
MINUTECLINIC DIAGNOSTIC OF TEXAS LLC		15	2	12%	17
LYNN KEEFE, MD PEDIATRICS		14	3	18%	17
BAY BREEZE HEALTH AND REHABILITATION CENTER		9	8	47%	17
PRIMARY CARE WALK IN CLINIC PLLC			17	100%	17
CARE NOW, INC		13	4	24%	17
MARCO DRUGS AND COMPOUNDING		13	4	24%	17

COVID-19: testing by laboratory

Data through Apr 7, 2021 verified as of Apr 8, 2021 at 09:25 AM

Data in this report are provisional and subject to change.

The numbers in the table below represent the number of Florida and non-Florida residents for whom test results were received by the Department of Health. A person can be tested by more than one laboratory and can have both positive and negative results. **Therefore, the sum of the numbers in each column will be larger than the total number of people tested.**

Reporting lab	Inconclusive	Negative	Positive	Percent positive	Total
WELLINGTON FAMILY PRACTICE		13	4	24%	17
COAST MED URGENT CARE		16	1	6%	17
CVS MINUTE CLINIC DIAGNOSTIC OF TN #6044		15	2	12%	17
GENETIC TECHNOLOGICAL INNOVATIONS			17	100%	17
MD PLUS URGENT CARE, LLC			17	100%	17
HEALTHCARE NOW			17	100%	17
ESTATES MEDICAL CENTER INC		4	13	76%	17
KIDSWOOD PEDIATRICS CORP		6	11	65%	17
DIEGO FALLON MD PA		6	11	65%	17
VENICE REGIONAL BAYFRONT HEALTH			17	100%	17
ST JOSEPH HOSPITAL		16	1	6%	17
MASSACHUSETTS GENERAL HOSPITAL		1	16	94%	17
URGENT CARE OF NEW YORK		16	1	6%	17
ALBIBI		1	16	94%	17
ADVENTHEALTH MEDICAL GROUP		12	5	29%	17
DOC PAM PA		16	1	6%	17
ABC PEDIATRICS OF PORT ST LUCIE		15	2	12%	17
YUSRA MEDICAL ASSOCIATES PA		14	3	18%	17
RESOLVE MOLECULAR DIAGNOSTICS		13	4	24%	17
URGENT CARE WEST CLINIC		14	3	18%	17
INTERMOUNTAIN CENTRAL LAB		1	16	94%	17
INN AT LAKE SEMINOLE SQUARE, THE		17			17
OKEECHOBEE HEALTHCARE FACILITY			16	100%	16
CRUCIAL CARE		10	6	38%	16
EAR NOSE & THROAT ASSOCIATES OF MANATEE PA		16			16
MINUTE CLINIC DIAGNOSTIC OF SOUTH CAROLINA		12	4	25%	16
ALL FLORIDA FAMILY & SPORTS MEDICINE		15	1	6%	16
JOSEPH MIGNOGNA		13	3	19%	16
TMH FSU RAPID LABORATORY		2	14	88%	16
UNAVAILABLE/UNKNOWN/NO INFORMATION FOUND			16	100%	16
DAVITA DIALYSIS		4	12	75%	16
PRO HEALTH FAMILY PHYSICIANS, NYSTROM		16			16
FAST TRACK URGENT CARE CENTER - TYRONE			16	100%	16
MILLENNIUM PHYSICIAN GRP LLC NAPLES PINE RIDGE			16	100%	16
URGENT CARE CLINIC OF LINCOLN		14	2	13%	16
INTERNAL MEDICINE ASSOCIATES & SPECIALTIES INC		15	1	6%	16
NORTHWEST FLORIDA SLEEP		1	15	94%	16
KETAMINE HEALTH CENTERS AT BONITA SPRINGS, LLC		16			16
BLOUNT MEMORIAL HOSPITAL		14	2	13%	16
PIEDMONT HOSPITAL CLINICAL LABORATORY		15	1	6%	16
GOOD SAMARITAN SOCIETY		16			16
STARLING AT NOCATEE			16	100%	16
MINNEOLA PLACE A HOMEBRIDGE COMMUNITY		16			16
NORTHWEST FLORIDA ENT, PA		5	11	69%	16
BVL PEDIATRICS		14	2	13%	16
PRESBYTERIAN MEDICAL SERVICES		16			16
JS HEALTHCARE INC		16			16

COVID-19: testing by laboratory

Data through Apr 7, 2021 verified as of Apr 8, 2021 at 09:25 AM

Data in this report are provisional and subject to change.

The numbers in the table below represent the number of Florida and non-Florida residents for whom test results were received by the Department of Health. A person can be tested by more than one laboratory and can have both positive and negative results. **Therefore, the sum of the numbers in each column will be larger than the total number of people tested.**

Reporting lab	Inconclusive	Negative	Positive	Percent positive	Total
CALLAWAY CLINIC		11	5	31%	16
West Gate Village, LLC		16			16
LAKEWOOD RANCH MEDICAL CENTER CLINICAL LAB			16	100%	16
AVALON FAMILY RESORT ASSISTED LIVING LLC		16			16
UNIVERSITY OF MIAMI MILLER SCHOOL			16	100%	16
CLEVELAND CLINIC			16	100%	16
ST AUGUSTINE PLANTATION		1	15	94%	16
ADVENT HEALTH - ZEPHYRHILLS			16	100%	16
MIRIMUS INC		1	15	94%	16
MEDICINE AT LONGWOOD		16			16
MINUTE CLINIC		1	15	94%	16
MEDEXPRESS URGENT CARE - ROBINSON TWP, STEUBENVILLE PIKE		14	2	13%	16
XERA MED RESEARCH			16	100%	16
HUDSON VALLEY HOSPITAL CENTER LABORATORY		15	1	6%	16
URGENT CARE & FAMILY PRACTICE CENTER			16	100%	16
PANAMA CITY VITAS HOSPICE		16			16
MORTON PLANT MEASE			16	100%	16
NOVANT HEALTH GOHEALTH URGENT CARE-HARRISBURG		8	8	50%	16
MEDEXPRESS URGENT CARE LEWISBURG		15	1	6%	16
SOMA MEDICAL CENTER PA			16	100%	16
ASHRAF MEDICAL GROUP PLLC DBA PULSE M		15	1	6%	16
Lab MSMC Hialeah			16	100%	16
MINUTECLINIC DIAGNOSTIC OF TN PC #566		14	2	13%	16
FRUITVILLE URGENT CARE			16	100%	16
COMMUNITY HEALTH OF SOUTH FLORIDA INC			16	100%	16
HEALTH CENTRAL HOSPITAL			16	100%	16
HODGES CLUSTER		2	14	88%	16
MEDEXPRESS URGENT CARE - SEMINOLE SQAU		14	2	13%	16
SRMC AVALON		9	7	44%	16
PROMEDICA LABORATORIES		11	5	31%	16
SUFFRIDGE DRIVE GROUP HOME		16			16
YORKVILLE PEDIATRIC URGENT CARE		16			16
BONIFAY NURSING AND REHABILITATION CENTER			16	100%	16
MINUTE CLINIC LLC #5733		15			15
DR PHILLIPS MEDICAL WELLNESS CENTER		12	3	20%	15
WALK IN URGENT CARE			15	100%	15
BAYA URGENT CARE LLC		1	14	93%	15
MIAMI BEACH MEDICAL GROUP LLC			15	100%	15
MINUTECLINIC DIAGNOSTIC OF TN PC #6415		11	4	27%	15
WALGREENS_COCONUT CREEK		11	4	27%	15
SINAI HOSPITAL OF BALTIMORE		15			15
KIMBERLY J HENDERSON MD PC		14	1	7%	15
AJU GEORGE MD PA			15	100%	15
BRYAN WHITFIELD MEMORIAL HOSPITAL		10	5	33%	15
OAKMONTE VILLAGE OF DAVIE			15	100%	15
RICH STREET GROUP HOME		8	7	47%	15
CLINIC OF PEDIATRICS & GI MEDICINE INC		1	14	93%	15

COVID-19: testing by laboratory

Data through Apr 7, 2021 verified as of Apr 8, 2021 at 09:25 AM

Data in this report are provisional and subject to change.

The numbers in the table below represent the number of Florida and non-Florida residents for whom test results were received by the Department of Health. A person can be tested by more than one laboratory and can have both positive and negative results. **Therefore, the sum of the numbers in each column will be larger than the total number of people tested.**

Reporting lab	Inconclusive	Negative	Positive	Percent positive	Total
GAMMA DIAGNOSTIC LAB LLC			15	100%	15
MINUTECLINIC INCORPORATE, LLC		12	3	20%	15
CVS TX8321POCT MCKINNEY		15			15
EASTLAKE PEDIATRICS - TRINITY		15			15
PREMIER LABORATORY SERVICES, LLC		5	10	67%	15
LONG ISLAND JEWISH VALLEY STREAM		14	1	7%	15
MEDEXPRESS URGENT CARE- MARYLAND		14	1	7%	15
PATHLINE			15	100%	15
NOVALIFE MEDSPA			15	100%	15
ENCORE AT BOCA RATON, THE			15	100%	15
Astoria Health and Rehab		15			15
ORLANDO HEALTH		2	13	87%	15
SELECT PHYSICIANS ALLIANCE PL		15			15
HUNTINGTON URGENT CARE		14	1	7%	15
HAVEN HOSPICE IN CHIEFLAND		9	6	40%	15
FAMILY CARE CENTER OF ARLINGTON		10	5	33%	15
MONTEFIORE ST LUKE'S CORNWALL HOSPITAL		11	4	27%	15
MINUTE CLINIC DIAGNOSTIC OF TEXAS, LLC		15			15
DIATHERIX		13	2	13%	15
MINUTECLINIC, LLC #4507		14	1	7%	15
MEDLAB ASSOCIATES LLC		15			15
OPIS ISLAND LAKE CENTER		13	2	13%	15
UNIVERSITY HOSPITAL UC HEALTH		11	4	27%	15
FAMILY CARE			15	100%	15
LILY'S PROMISE AL#12775		15			15
MILTON 4707		15			15
MINUTECLINIC, LLC #1586		12	3	20%	15
OPTIONS FOR SENIORS INC DBA PALM KREST MANOR		12	3	20%	15
HOLLEY-NAVARRE MEDICAL CLINIC		5	10	67%	15
J AND J VISTAKON EMPLOYEE HEALTH CENTER		14	1	7%	15
BESSENT ROAD GROUP HOME		15			15
MEDEXPRESS URGENT CARE - LAFAYETTE		14	1	7%	15
HEALTH MED HOME CARE, LLC		15			15
INDIANA STATE DEPARTMENT OF HEALTH		1	14	93%	15
GNT ASSOCIATES		14	1	7%	15
FLORIDA DEPARTMENT OF HEALTH IN HILLSBOROUGH COUNTY		1	14	93%	15
BAPTIST MEDICAL CENTER EAST		11	4	27%	15
GUIDEWELL EMERGENCY MEDICINE DOCTORS LLC #33		8	7	47%	15
CUSTEAD CARE CENTER HAVEN HOSPICE		12	3	20%	15
COMPREHENSIVE CHILDCARE ASSOCIATES		8	7	47%	15
TELEVISIT MALABAR PEDIATRICS		5	10	67%	15
SEBRING PEDIATRICS LLC			15	100%	15
MEADOWCREST MOLECULAR DIAGNOSTICS, LLC			15	100%	15
LPG PRIMARY CARE AT MATTHEW DRIVE		14			14
MC DIAGNOSTIC OF CONNECTICUT, PC #1960		14			14
ALASKA PUBLIC HEALTH LAB		1	13	93%	14
NORTHERN WESTCHESTER HOSPITAL LABORATORY		12	2	14%	14

COVID-19: testing by laboratory

Data through Apr 7, 2021 verified as of Apr 8, 2021 at 09:25 AM

Data in this report are provisional and subject to change.

The numbers in the table below represent the number of Florida and non-Florida residents for whom test results were received by the Department of Health. A person can be tested by more than one laboratory and can have both positive and negative results. **Therefore, the sum of the numbers in each column will be larger than the total number of people tested.**

Reporting lab	Inconclusive	Negative	Positive	Percent positive	Total
MADISON COUNTY HEALTH DEPARTMENT		7	7	50%	14
Terrace of Jacksonville			14	100%	14
CVS NY491POCT JACKSON HEIGHTS		14			14
NORTHWESTERN MEMORIAL HOSPITAL			14	100%	14
SOMA MEDICAL CENTER, P.A.			14	100%	14
CVS NC187POCT CHARLOTTE		13	1	7%	14
CARENOW URGENT CARE-WEST END		9	5	36%	14
CVS TN5639POCT FARRAGUT		11	3	21%	14
WALGREENS #07936		13	1	7%	14
ST CLOUD MEDICAL GROUP		12	2	14%	14
SOUTHEASTERN LABORATORY			14	100%	14
STEWART MELBOURNE HOSPITAL, INC	1		13	93%	14
FLORIDA MEDICAL ASSOCIATES LLC		9	5	36%	14
ARNOT OGDEN MEDICAL CENTER LABORATORY		14			14
ALAN L MELOTEK MD		14			14
MINUTECLINIC DIAGNOSTIC OF TN, PC 4992		14			14
RIVERSIDE COTTAGES AT THE SHORES, LLC			14	100%	14
LEHIGH VALLEY HOSPITAL		3	11	79%	14
INTEGRATED FAMILY MEDICAL CENTER			14	100%	14
The Evangelical Lutheran Good Samaritan Society		14			14
MINUTECLINIC DIAGNOSTIC OF VIRGINIA, LLC #1416		13	1	7%	14
CVS MINUTE CLINIC, LLC		12	2	14%	14
CVS NC4165POCT BREVARD		8	6	43%	14
FAMILY PRACTICE ON THE GO		6	8	57%	14
MINUTECLINIC DIAGNOSTIC OF TN, PC 6438		12	2	14%	14
SARASOTA - ROBERT L TAYLOR COMMUNITY CENTER□		1	13	93%	14
SOUTHEASTERN UNIVERSITY INC		14			14
HEALTHFIRST ADVENT HEALTH CENTRA CARE COCOA BEACH			14	100%	14
SOMA MEDICAL CENTER, PA #4 FLORIDA MANGO			14	100%	14
BAPTIST PRIMARY CARE PONTE VEDRA		8	6	43%	14
TGH URGENT CARE – WESLEY CHAPEL			14	100%	14
PARROTT MEDICAL CLINIC			14	100%	14
GRADY HEALTH SYSTEM		14			14
LUCID DIAGNOSTICS LABS			14	100%	14
MELBOURNE FAMILY PRACTICE		12	2	14%	14
TREASURE COAST URGENT & FAMILY CARE			14	100%	14
MEDLAB INC		14			14
CVS MINUTE CLINIC DIAGNOSTIC OF WISCONSIN		14			14
FAMILY MEDICINE OF WESTON LLC		6	8	57%	14
GRACE COMMUNITY PHARMACY		1	13	93%	14
BOCA SIMON		2	12	86%	14
PROHEALTH CARE ASSOCIATES MOBILE		11	3	21%	14
DESOTO HEALTH AND REHAB LLC		9	5	36%	14
ACCESS HOME HEALTH OF FLORIDA LLC		14			14
PT&J REHAB - VILLAGE OF ROYAL PALM BEACH		12	2	14%	14
MONTEFIORE MEDICAL CENTER LABORATORIES - WEILER		10	4	29%	14
BERGEN NEW BRIDGE M		13	1	7%	14

COVID-19: testing by laboratory

Data through Apr 7, 2021 verified as of Apr 8, 2021 at 09:25 AM

Data in this report are provisional and subject to change.

The numbers in the table below represent the number of Florida and non-Florida residents for whom test results were received by the Department of Health. A person can be tested by more than one laboratory and can have both positive and negative results. **Therefore, the sum of the numbers in each column will be larger than the total number of people tested.**

Reporting lab	Inconclusive	Negative	Positive	Percent positive	Total
EMORY CRAWFORD LONG HOSPITAL LABORATOR		13	1	7%	14
FG RAPID RESULTS LLC		8	6	43%	14
BROOKLYN HOSPITAL CENTER DOWNTOWN CAMPUS		14			14
SIGMUND LABS LLC		14			14
INHEALTH LIFE SCIENCES		6	8	57%	14
SURGERY CENTER OF CORAL GABLES LLC,THE		11	3	21%	14
TLC FAMILY CARE HOME INC		14			14
SARNO FAMILY PRACTICE		1	13	93%	14
EPIPHANY HEALTH		8	6	43%	14
NIGHT OWL PEDIATRICS URGENT CARE			14	100%	14
PREMIUM HEALTH CARE			14	100%	14
TALLAHASSEE PRIMARY CARE ASSOCIATES PA		12	2	14%	14
GADSDEN REGIONAL MEDICAL CENTER		14			14
LIFELINK TISSUE BANK D/B/A LIFELINK TISSUE BANK		13	1	7%	14
POLK CHD BARTOW		13	1	7%	14
PARKWEST MEDICAL CENTER		11	2	15%	13
ORCHID COVE		3	10	77%	13
CORAL LANDING ASSISTED LIVING		11	2	15%	13
VALDOSTA FAMILY MEDICINE		1	12	92%	13
EAR NOSE AND THROAT ASSOCIATES OF MANATEE, P.A.		10	3	23%	13
WESTPAC LABS INC	1	2	10	77%	13
ORMOND MEDICAL ARTS		3	10	77%	13
CVS MINUTE CLINIC DIAGNOSTIC PA		10	3	23%	13
MINUTECLINIC DIAGNOSTIC OF RHODE ISLAND		10	3	23%	13
CLINICAL LABORATORY SERVICES			13	100%	13
CVS MINUTE CLINIC DIAGNOSTIC OF TEXAS, LLC		10	3	23%	13
HAWTHORNE INN OF LAKELAND		13			13
MINUTE CLINIC LLC #2775		12	1	8%	13
MED TECH SERVICES OF PALM BEACH INC		13			13
VRL EUROFINs - HAWAII		13			13
BARRANCO CLINIC,THE	3	9	1	8%	13
VIGILINT HEALTHCARE		11	2	15%	13
MINUTECLINIC DIAGNOSTIC OF SC, LLC #2		12	1	8%	13
Hackensack Umc Mountainside		12	1	8%	13
SOUTHEAST FAMILY HEALTHCARE CENTER			13	100%	13
BELLEVUE HOSPITAL CENTER DEPARTMENT		13			13
BENNETT PEDIATRICS		13			13
LAKE CO SCHOOLS EMPLOYEE HEALTH & WELLNESS CENTER	1	9	3	23%	13
LIFE'S SPECIAL MOMENTS INC		13			13
URGENT MEDICAL CENTER INC		5	8	62%	13
GLENBROOKE AT PALM BAY			13	100%	13
VILLA OF KINGS AND QUEENS OF DELRAY		13			13
TREEHOUSE PEDIATRICS		12	1	8%	13
MINUTECLINIC, LLC, DBA MINUTECLINIC #6		13			13
BROOKDALE DELAND			13	100%	13
COVANCE CENTRAL LABORATORY			13	100%	13
STATEN ISLAND UNIVERSITY HOSPITAL SEGUINE AVE		12	1	8%	13

COVID-19: testing by laboratory

Data through Apr 7, 2021 verified as of Apr 8, 2021 at 09:25 AM

Data in this report are provisional and subject to change.

The numbers in the table below represent the number of Florida and non-Florida residents for whom test results were received by the Department of Health. A person can be tested by more than one laboratory and can have both positive and negative results. **Therefore, the sum of the numbers in each column will be larger than the total number of people tested.**

Reporting lab	Inconclusive	Negative	Positive	Percent positive	Total
HORIZON MEDICAL GROUP		11	2	15%	13
NATIONAL GENETICS INST LABCORP		4	9	69%	13
THE PLAZA AT PARKSQUARE		13			13
ESCAMBIA COMMUNITY CLINIC		2	11	85%	13
CVS MINUTE CLINIC DIAGNOSTIC MED GRP OF CA		13			13
CVS MINUTE CLINIC DIAGNOSTIC OF VIRGINIA		13			13
INFEXIONSHIELD INC.		13			13
GULF COAST MEDICAL GROUP		5	8	62%	13
MEDI-DRUG INC		12	1	8%	13
IN-OFFICE LAB		12	1	8%	13
HARBOR CHASE OF JACKSONVILLE			13	100%	13
PHELPS HOSPITAL LABORATORY		11	2	15%	13
LAKELAND REGIONAL HEALTH GRASSLANDS		12	1	8%	13
METHODIST MEDICAL CENTER		10	3	23%	13
DEVEREUX FLORIDA CHILDRENS CENTER			13	100%	13
NEW YORK PRESBYTERIAN - LOWER MANHATTAN		13			13
AVALON MEDICAL WALK IN CLINIC			13	100%	13
BRONSON FIRE DEPARTMENT		13			13
DYNAMIC DNA LAB		1	12	92%	13
JOHNS HOPKINS MEDICAL LABORATORIES		1	12	92%	13
CROSS CARE CENTER			13	100%	13
SHELBY COUNTY HEALTH CARE CORPORATION		10	3	23%	13
Sunnyside Care Center		13			13
CARENOW URGENT CARE-DONELSON		10	3	23%	13
CULINARY INSTITUTE OF AMERICA STUDENT	3	10			13
AVENTURA HOSPITAL AND MEDICAL CENTER			13	100%	13
AEGIS MEDICAL GROUP, LLC		13			13
FLORIDA STATE HOSPITAL			13	100%	13
MAINSTREET FAMILY SELECT		1	12	92%	13
RIVERSIDE MEDICAL GROUP		12	1	8%	13
EFFINGER HEALTH, PA		13			13
ORLANDO COVID TEST , LLC		11	2	15%	13
ROCKLEDGE		3	10	77%	13
DELIVER MY MEDS CORP		13			13
CVS PHARMACY			13	100%	13
ST CLOUD COMPOUNDING PHARMACY & WELLNESS CENTER		12	1	8%	13
WORLD WRESTLING ENTERTAINMENT			13	100%	13
GRAND VILLA OF SARASOTA		12	1	8%	13
RED MOUNTAIN DIAGNOSTICS		13			13
WELLMED AT PORT ST LUCIE WEST		9	4	31%	13
ST MARYS MEDICAL CENTER			13	100%	13
MHHS All Lab Subsection		13			13
MONTEFIORE NYACK HOSPITAL AFFILIATED LABORATORY		12	1	8%	13
QUEENS UNIVERSITY OF CHARLOTTE		13			13
WOODLAND TOWERS		6	6	50%	12
CARROLL GARDENS URGENT CARE		12			12
ORLANDO FAMILY PHYSICIANS INC		8	4	33%	12

COVID-19: testing by laboratory

Data through Apr 7, 2021 verified as of Apr 8, 2021 at 09:25 AM

Data in this report are provisional and subject to change.

The numbers in the table below represent the number of Florida and non-Florida residents for whom test results were received by the Department of Health. A person can be tested by more than one laboratory and can have both positive and negative results. **Therefore, the sum of the numbers in each column will be larger than the total number of people tested.**

Reporting lab	Inconclusive	Negative	Positive	Percent positive	Total
MEDLABS DIAGNOSTICS		10	2	17%	12
OHIO STATE UNIVERSITY MEDICAL CENTER			12	100%	12
HAVEN HOSPICE			12	100%	12
DEPARTMENT OF PUBLIC HEALTH		12			12
WESTERN NEW YORK IMMEDIATE MEDICAL CAR		12			12
SUMMIT ATLANTIC SURGERY CENTER		12			12
MINUTECLINIC, LLC #1492		12			12
CVS NC2357POCT HUNTERSVILLE		10	2	17%	12
VILLA HEALTH NH LLC		10	2	17%	12
SONORA QUEST LABORATORIES			12	100%	12
SUWANNEE COUNTY JAIL		11	1	8%	12
MC DIAGNOSTIC OF CONNECTICUT PC #459		12			12
Maury Regional Hospital		6	6	50%	12
COLLIER COUNTY HEALTH DEPT.		7	5	42%	12
FHCP-PORT ORANGE		3	9	75%	12
CITY OF WEST PALM BEACH EMPLOYEE & FAMILY HEALTH		12			12
MEDEXPRESS URGENT CARE-ALTOONA		10	2	17%	12
ST JOSEPH WOMENS HOSPITAL			12	100%	12
CVS TN5601POCT LENOIR CITY		10	2	17%	12
RICHMOND UNIVERSITY MEDICAL CENTER		10	2	17%	12
DAVID LAWRENCE CENTER INC		10	2	17%	12
FAMILY MEDICINE AT LONGWOOD			12	100%	12
MERCY MEDICAL CENTER		5	7	58%	12
BROWARD DIALYSIS			12	100%	12
MERIDIAN AT WATERWAYS, THE		10	2	17%	12
Lady Lake Specialty Care			12	100%	12
APPLE DIAGNOSTICS LAB		5	7	58%	12
ADVENTIST HEALTH SYSTEM FLORIDA DEPT OF HEALTH		7	5	42%	12
VENICE URGENT CARE - GULF COAST			12	100%	12
MINUTECLINIC DIAGNOSTIC OF NORTH CAROLINA, PC		11	1	8%	12
VERITAS RESEARCH CORP			12	100%	12
BAPTIST HEALTH			12	100%	12
GLEN OAKS HEALTH AND REHABILITATION CENTER			12	100%	12
MINUTE CLINIC DIAGNOSTIC OF SC, LLC #42		11	1	8%	12
NAPLES GREEN VILLAGE		12			12
CVS MINUTE CLINIC DIAGNOSTIC PA #3060		10	2	17%	12
ST PETER'S UNIVERSITY HOSPITAL		9	3	25%	12
TMH PHYSICIAN PARTNERS - MONTICELLO		10	2	17%	12
CVS MINUTE CLINIC DIAGNOSTIC OF TN #3293		11	1	8%	12
CARDIOTHORACIC SURGERY OF HYDE PARK			12	100%	12
MEDEXPRESS URGENT CARE - MONROE		12			12
GENESIS		8	4	33%	12
BRITO MEDICAL CENTER		10	2	17%	12
FAMILY MEDICINE AT HUNTERS CREEK		12			12
THE POTTER'S HOUSE AT CANNON POINT		12			12
ACADIAN DIAGNOSTIC LABORATORIES		8	4	33%	12
RUSSELL MEDICAL CENTER		11	1	8%	12

COVID-19: testing by laboratory

Data through Apr 7, 2021 verified as of Apr 8, 2021 at 09:25 AM

Data in this report are provisional and subject to change.

The numbers in the table below represent the number of Florida and non-Florida residents for whom test results were received by the Department of Health. A person can be tested by more than one laboratory and can have both positive and negative results. **Therefore, the sum of the numbers in each column will be larger than the total number of people tested.**

Reporting lab	Inconclusive	Negative	Positive	Percent positive	Total
GEORGE W FERGUSON MD-CONCIERGE MEDICAL SERVICES PL		11	1	8%	12
MEDEXPRESS URGENT CARE - CHRISTIANBURG		8	4	33%	12
LAB UNKNOWN		1	11	92%	12
CARLOS PORTU MD, PLLC			12	100%	12
FLORIDA DEPARTMENT OF HEALTH WASHINGTON COUNTY		7	5	42%	12
WANTAGH URGENT CARE		9	3	25%	12
PANCARE HEALTH - WEWA ELEMENTARY			12	100%	12
MINUTECLINIC DIAGNOSTIC OF ILLINOIS LL		10	2	17%	12
IGENEX INC		12			12
MEDEXPRESS URGENT CARE CHARLESTON		8	4	33%	12
MI2297090CV HOLLAND-23D2189684		12			12
IREPERTOIRE_MOL_LAB		12			12
SENIOR HOME CARE INC		12			12
CARE FAST MURABELLA		7	5	42%	12
MIRACLE ALF INC		12			12
URGENT TEAM MANAGEMENT OF TENNESSEE		10	2	17%	12
FLORIDA DEPT OF HEALTH		4	8	67%	12
ADVENTHEALTH MEDICAL GROUP CARE CLINIC AT		8	4	33%	12
SAMARITAN MEDICAL CENTER		12			12
CONSULATE HEALTH CARE OF PENSACOLA			12	100%	12
BAYONET POINT HOSPITAL			12	100%	12
VISTACARE PHARMACY I		10	2	17%	12
ORLANDO FAMILY MEDICAL INC		12			12
MINUTE CLINIC OF KANSAS PA		7	5	42%	12
MINUTECLINIC DIAG OF IND, LLC #6697		12			12
PROMUS DIAGNOSTICS, LLC			12	100%	12
MC DIAGNOSTIC OF CONNECTICUT, PC # 257		11	1	8%	12
MEYER PEDIATRICS CHTD		11	1	8%	12
VIBRANT AMERICA		10	2	17%	12
BROOKDALE CITRUS			12	100%	12
LEON CHD		12			12
LIFE CARE OF PORT SAINT LUCIE		3	9	75%	12
WELLMED AT BRANDON REGIONAL		7	4	36%	11
JOHN W NORRIS III MD PA	1		10	91%	11
MINUTECLINIC, LLC, DBA MINUTECLINIC #2		9	2	18%	11
MEDEXPRESS URGENT CARE - MAPLE DRIVE		10	1	9%	11
ALACHUA			11	100%	11
ASSOCIATES MD CYPRESS CREEK			11	100%	11
PHYSICIANS REGIONAL MEDICAL CTR - COLLIER BLVD			11	100%	11
DYNAMIC HEALTH CENTERS INC		7	4	36%	11
SUNCOAST COMMUNITY HEALTH CENTERS INC		2	9	82%	11
St Joseph's Hospital & Medical Center		10	1	9%	11
THE TERRACE OF SAINT CLOUD		9	2	18%	11
CVS GA2108POCT NORCROSS		8	3	27%	11
MOUNT DORA PEDIATRICS		9	2	18%	11
CARINGTON MANOR		11			11
NIGHT LITE PEDIATRICS CENTER, LLC		1	10	91%	11

COVID-19: testing by laboratory

Data through Apr 7, 2021 verified as of Apr 8, 2021 at 09:25 AM

Data in this report are provisional and subject to change.

The numbers in the table below represent the number of Florida and non-Florida residents for whom test results were received by the Department of Health. A person can be tested by more than one laboratory and can have both positive and negative results. **Therefore, the sum of the numbers in each column will be larger than the total number of people tested.**

Reporting lab	Inconclusive	Negative	Positive	Percent positive	Total
HIRAM COLLEGE HEALTH CENTER (ABBOTT)		11			11
MINUTE-CLINIC DIAGNOSTIC OF VIRGINIA, LLC		11			11
VITAS HEALTH INC		5	6	55%	11
ORANGE PARK PEDIATRIC ASSOCIATES		1	10	91%	11
HEALTH NETWORK LABORATORIES		7	4	36%	11
JBSA-SAM HOUSTON			11	100%	11
FG RAPID		9	2	18%	11
COLLIER HMA PHYSICIAN MANAGEMENT, LLC		2	9	82%	11
Rosewood Healthcare and Rehabilitation Center		5	6	55%	11
MINUTECLINIC DIAGNOSTIC OF OKLAHOMA		9	2	18%	11
HNL LAB MEDICINE		8	3	27%	11
MEDEXPRESS URGENT CARE - BENTON HARBOR		11			11
MINUTECLINIC, LLC, DBA MINUTECLINIC #6106		9	2	18%	11
BIOREFERENCE LABORATORIES		1	10	91%	11
BOCA RATON REGIONAL HOSPITAL LAB			11	100%	11
WELLMED AT SOUTH PARSONS		9	2	18%	11
NEMOURS CHILDREN'S URGENT			11	100%	11
VIRTUA WEST JERSEY HOSPITAL VOORHEES		9	2	18%	11
CROSSROADS URGENT CARE, PLLC		11			11
LANE PEDIATRICS PA		1	10	91%	11
TROPICANA		5	6	55%	11
CVS MINUTE CLINIC DIAGNOSTIC		10	1	9%	11
WINTER PARK CARE AND REHABILITATION			11	100%	11
CARENOW URGENT CARE-HERMITAGE		7	4	36%	11
MINUTE CLINIC LLC #5706		10	1	9%	11
TELEVISIT PALM BAY FAMILY PRACTICE		9	2	18%	11
ACCENTCARE		11			11
PRIMECARE ACQUISITION FAMILY PRACTICE INC		11			11
CVS MINUTE CLINIC DIAGNOSTIC OF TEXAS,LLC		9	2	18%	11
PALM BEACH PATHOLOGY		9	2	18%	11
KIDS CARE PEDIATRICS PA			11	100%	11
CURATIVE		1	10	91%	11
BIOTECH CLINICAL LABORATORIES, INC.		1	10	91%	11
MINUTECLINIC, LLC #1470		10	1	9%	11
SEMORAN FAMILY HEALTH LLC		10	1	9%	11
CVS HEALTH MINUTE CLINIC		1	10	91%	11
GENOPTIX MEDICAL LABORATORY		10	1	9%	11
KIDSVILLE PEDIATRICS			11	100%	11
St. Annes Nursing Center, St. Annes Residence, Inc.		11			11
MISSOURI DEPARTMENT OF HEALTH AND SENIOR SERVICES			11	100%	11
MEDICAL CENTER AFFILIATES WEST PALM			11	100%	11
APPALACHIAN REGIONAL HEALTHCARE SYSTEM		10	1	9%	11
Solaris Healthcare Pensacola			11	100%	11
LONGWOOD PEDIATRICS LLC			11	100%	11
ELITE HOME HEALTH SERVICES		11			11
ATMORE NURSING CENTER		10	1	9%	11
REDMED CLINIC OF ARLINGTON		10	1	9%	11

COVID-19: testing by laboratory

Data through Apr 7, 2021 verified as of Apr 8, 2021 at 09:25 AM

Data in this report are provisional and subject to change.

The numbers in the table below represent the number of Florida and non-Florida residents for whom test results were received by the Department of Health. A person can be tested by more than one laboratory and can have both positive and negative results. **Therefore, the sum of the numbers in each column will be larger than the total number of people tested.**

Reporting lab	Inconclusive	Negative	Positive	Percent positive	Total
MINUTE CLINIC LLC #6765		11			11
DMH STEINHATCHEE FAMILY MEDICINE		8	3	27%	11
CLAYMED OF NORTH FLORIDA			11	100%	11
ST LUKES ROOSEVELT LABORATORY		9	2	18%	11
45TH 1		11			11
MINUTECLINIC DIAGNOSTIC OF MAINE, LLC		9	2	18%	11
CVS CA9165POCT SAN DIEGO		11			11
TINA'S ASSISTED LIVING FACILITY CORP		11			11
CREATIVE TESTING SOLUTIONS		4	7	64%	11
AIM LABORATORIES			11	100%	11
Signature Healthcare of Savannah		11			11
SAMARITAN HOSPITAL LABORATORY		10	1	9%	11
ALCOVE ASSISTED LIVING FACILITY		11			11
UNIVERSITY HOSPITALS OF CLEVELAND		6	5	45%	11
MINUTECLINIC LLC (1435)		10	1	9%	11
AZALEA HEALTH		2	9	82%	11
BRIDGE DIAGNOSTICS			11	100%	11
MEDEXPRESS URGENT CARE - PANTOPS		10	1	9%	11
METHODIST HOSPITAL			11	100%	11
MEDEXPRESS URGENT CARE-LATROBE		10	1	9%	11
MINUTECLINIC DIAGNOSTIC OF NEW MEXICO		11			11
MINUTECLINIC DIAGNOSTIC OF PA, LLC (1036)		9	2	18%	11
MONROE COUNTY HOSPITAL		8	3	27%	11
MINUTECLINIC DIAGNOSTICS OF IND, LLC		11			11
UNIVERSITY CENTRA CARE		10	1	9%	11
CLEVELAND TENNESSEE HOSPITAL COMPANY		10	1	9%	11
CAN COMMUNITY HEALTH, INC		10	1	9%	11
PINELLAS COUNTY HEALTH DEPARTMENT		2	9	82%	11
WATSON HEALTHCARE		8	3	27%	11
ASSOCIATES IN MEDICINE		7	4	36%	11
PRIME MEDICAL CARE, LLC		11			11
MEDEXPRESS URGENT CARE MONACA		11			11
NORTH OKALOOSA PHYSICIAN GROUP		10	1	9%	11
MINUTECLINIC, LLC #244		10	1	9%	11
ILLINOIS DEPT OF PUBLIC HEALTH LAB - SPRINGFIELD			11	100%	11
ST. PETERSBURG PEDIATRICS			11	100%	11
UMHC/SYLVESTER AT KENDALL		1	10	91%	11
PEPIN ACADEMIES-PASCO		11			11
GRAND VILLA OF PALM COAST		11			11
NORTON HEALTHCARE			10	100%	10
ISLAND COAST PEDIATRICS IN-HOUSE LAB		10			10
Avalon Healthcare and Rehabilitation Center			10	100%	10
DES PLAINES CLINICAL LAB		3	7	70%	10
MAINSTREET FAMILY CARE			10	100%	10
CENTRAL JERSEY URGENT CARE OF EATONTOW		9	1	10%	10
AFC URGENT CARE - CEDAR GROVE		10			10
SANDGATE GARDENS REHAB & NURSING CENTER		3	7	70%	10

COVID-19: testing by laboratory

Data through Apr 7, 2021 verified as of Apr 8, 2021 at 09:25 AM

Data in this report are provisional and subject to change.

The numbers in the table below represent the number of Florida and non-Florida residents for whom test results were received by the Department of Health. A person can be tested by more than one laboratory and can have both positive and negative results. **Therefore, the sum of the numbers in each column will be larger than the total number of people tested.**

Reporting lab	Inconclusive	Negative	Positive	Percent positive	Total
BETH ISRAEL MEDICAL CENTER LABS		9	1	10%	10
FAMILY HEALTH CENTER AT PORT ST JOHN		4	6	60%	10
SOMA MEDICAL CENTER PA #4			10	100%	10
WELLSTAR NORTH FULTON HOSPITAL LABORAT		10			10
MINUTECLINIC DIAGNOSTIC OF NORTH CAROLINA PC #5341		7	3	30%	10
NOT INDICATED		1	9	90%	10
ACCESS PHARMACY		10			10
ST VINCENT'S ST CLAIR		7	3	30%	10
NEW JERSEY DEPARTMENT OF HEALTH COMMUNICABLE DISEASE SERVICE		3	7	70%	10
THE MARY IMOGENE BASSETT HOSPITAL		10			10
KR AT COLLEGE HARBOR		10			10
WALGREEN #6538		10			10
SUPERIOR RESIDENCES OF CLERMONT		2	8	80%	10
LUXOR SCIENTIFIC LLC		1	9	90%	10
CVS NC7051POCT WAKE FOREST		10			10
PALM BEACH CDH - DELRAY BEACH			10	100%	10
KEY TRAINING CENTER			10	100%	10
URGENT CARE CENTER AT PINNACLE		4	6	60%	10
MEDEXPRESS URGENT CARE - WINCHESTER GATEWAY		8	2	20%	10
SAVANNAH MANOR ASSISTED LIVING COMMUNITY			10	100%	10
CORONA PATHOLOGY		10			10
PANCARE HEALTH - VERNON ELEMENTARY			10	100%	10
PASSPORT HEALTH			10	100%	10
VENICE GREEN VILLAGE		3	7	70%	10
PLYMOUTH HARBOR INCORPORATED		9	1	10%	10
MEDICAL LABORATORY DIAGNOSTICS			10	100%	10
BLOOMIN BRANDS WELLNESS CENTER		9	1	10%	10
PBC PREMIER FAMILY HEALTH			10	100%	10
KEY WEST URGENT CARE, INC		3	7	70%	10
NEW HAMPSHIRE DEPARTMENT OF HEALTH AND HUMAN SERVICES		3	7	70%	10
Manor Care of Dunedin		7	3	30%	10
MOSOLF PEDIATRICS			10	100%	10
NATURE COAST REGIONAL MEDICAL CENTER		1	9	90%	10
GOOD SAMARITAN MEDICAL CENTER			10	100%	10
CHILDREN'S HEALTHCARE OF ATLANTA/EGLESTON		10			10
HIGH TOWER ALF LLC		9	1	10%	10
CVS PA1671POCT LANCASTER		10			10
PRORENATA LABS		2	8	80%	10
FLEMING ISLAND CENTER FOR CLINICAL RESEARCH		10			10
MINUTECLINIC DIAGNOSTIC OF TN PC #643		7	3	30%	10
CVS SC7556POCT WEST COLUMBIA		9	1	10%	10
MEDEXPRESS URGENT CARE-KATY		7	3	30%	10
MINUTECLINIC DIAGNOSTIC OF TN PC #240		8	2	20%	10
Westchester General Hospital			10	100%	10
MINUTECLINIC DIAGNOSTIC OF MINNESOTA		10			10
MINUTECLINIC DIAGNOSTIC OF TN, PC 6304		8	2	20%	10
BERRYHILL MANOR		10			10

COVID-19: testing by laboratory

Data through Apr 7, 2021 verified as of Apr 8, 2021 at 09:25 AM

Data in this report are provisional and subject to change.

The numbers in the table below represent the number of Florida and non-Florida residents for whom test results were received by the Department of Health. A person can be tested by more than one laboratory and can have both positive and negative results. **Therefore, the sum of the numbers in each column will be larger than the total number of people tested.**

Reporting lab	Inconclusive	Negative	Positive	Percent positive	Total
ALABAMA DEPARTMENT OF PUBLIC HEALTH		1	9	90%	10
MEDEXPRESS URGENT CARE - SALEM		6	4	40%	10
BELLE GLADES HEALTH CLINIC			10	100%	10
BROWARD HEALTH CARE			10	100%	10
CHRISTUS ST VINCENT LABORATORY - ZIA		10			10
CVS TN2179POCT MURFREESBORO		9	1	10%	10
ANY LAB TEST NOW INC			10	100%	10
THRIF-T DRUGS INC		8	2	20%	10
CITY OF TALLAHASSEE		10			10
VITALANT		1	9	90%	10
CVS SC4286POCT EASLEY		4	6	60%	10
OKLAHOMA STATE DEPARTMENT OF HEALTH-PUBLIC HEALTH LABORATORY			10	100%	10
WINKLER COURT□		9	1	10%	10
MEDEXPRESS URGENT CARE - BEECH GROVE		9	1	10%	10
TENNESSEE DEPARTMENT OF HEALTH (TDH) - CENTRAL LABORATORY		2	8	80%	10
UNIVERSITY OF MIAMI MILLER SCHOOL OF MEDICINE			10	100%	10
CVS PA6902POCT BRYN MAWR		8	2	20%	10
BROOKDALE PANAMA CITY		9	1	10%	10
MEDEXPRESS URGENT CARE PARKERSBURG		8	2	20%	10
MINUTE-CLINIC DIAGNOSTIC OF VIRGINIA, LLC #2003		7	3	30%	10
UF HEALTH		1	9	90%	10
CARENOW URGENT CARE - EAST NASHVILLE		8	2	20%	10
FLORIDA CLINICAL LAB		1	9	90%	10
MC DIAGNOSTIC OF CONNECTICUT, PC #1966		10			10
MINUTECLINIC DIAGNOSTIC OF NEW JERSEY,		9	1	10%	10
HCR MANORCARE		10			10
CBC LAB		3	7	70%	10
ADVENTHEALTH MEDICAL GROUP PEDIATRIC & ADOLESCENT		9	1	10%	10
PHASE2 LABS	2	6	2	20%	10
MOLECULAR PATHOLOGY LABORATORY			10	100%	10
ORLANDO MEDICAL CENTER PL		1	9	90%	10
COMMUNITY HEALTH CENTER		2	8	80%	10
LAKE NONA MEDICAL SERVICES		3	7	70%	10
MINUTECLINIC, LLC #4682		5	5	50%	10
VETERNANS ADMINISTRATION			10	100%	10
LAKE BALDWIN CBOC		9	1	10%	10
ONEIDA HEALTHCARE CENTER		8	2	20%	10
BEAUMONT LABORATORY			10	100%	10
CVS MINUTE CLINIC DIAG OF IND, LLC #6549		10			10
NORTHSIDE HOSPITAL FORSYTH		9	1	10%	10
CVS HEALTH, #2043		10			10
EMERGENCY MEDICAL CENTER		4	6	60%	10
MINUTE CLINIC LLC # 2033		9	1	10%	10
MC DIAGNOSTIC OF CONNECTICUT , PC # 3		8	2	20%	10
GLADES COUNTY DETENTION CENTER		1	9	90%	10
AMERICAN HOUSE FORT MYERS		10			10
TIFT REGIONAL HEALTH SYSTEM, INC		10			10

COVID-19: testing by laboratory

Data through Apr 7, 2021 verified as of Apr 8, 2021 at 09:25 AM

Data in this report are provisional and subject to change.

The numbers in the table below represent the number of Florida and non-Florida residents for whom test results were received by the Department of Health. A person can be tested by more than one laboratory and can have both positive and negative results. **Therefore, the sum of the numbers in each column will be larger than the total number of people tested.**

Reporting lab	Inconclusive	Negative	Positive	Percent positive	Total
MEDEX REGIONAL LABORATORIES LLC		1	9	90%	10
VASCONCELLO COHEN MD PA		9	1	10%	10
ARBORS OF GULF BREEZE, THE		8	2	20%	10
RPC@HODGES		2	8	80%	10
WINTER PARK INTERNAL MEDICINE MD PA		7	2	22%	9
DOMINICAN COLLEGE STUDENT HEALTH CENTE		7	2	22%	9
MINUTECLINIC DIAG OF IND, LLC #2387		8	1	11%	9
MAGNOLIA MANOR			9	100%	9
LAWRENCE TECHNOLOGICAL UNIVERSITY		9			9
WINDSOR OF GAINESVILLE		9			9
UNIVERSITY MEDICAL CENTER		8	1	11%	9
LOREY ALF		9			9
ST JOSEPH'S HOSPITAL NORTH LABORATORY			9	100%	9
OUR HOME AT BEACON HILL			9	100%	9
FLORIDA CENTER FOR DERMATOLOGY LABORATORY			9	100%	9
DOCTORS EXPRESS OF ST PETERSBURG		1	8	89%	9
MARQUESA MEDICAL		7	2	22%	9
OPTUM SILVER LAKES			9	100%	9
CARENOW URGENT CARE-GREEN HILLS		9			9
MINUTECLINIC #8760		9			9
CITYMD		1	8	89%	9
NTD EUROFINs ATLANTA		9			9
ST VINCENT'S CHILTON		7	2	22%	9
MINUTE CLINIC LLC #1448		8	1	11%	9
MINUTECLINIC DIAGNOSTIC OF VIRGINIA		9			9
NASCAR EVENT MANAGEMENT, LLC		9			9
ORLANDO HEALTH PHYSICIAN ASSOCIATES		4	5	56%	9
Fouraker Hills Rehab and Nursing			9	100%	9
SELECT PHYSICIANS ALLIANCE		9			9
FLORIDA HOSPITAL WINTER PARK		7	2	22%	9
CHEMISYS LABORATORIES		1	8	89%	9
PEDIATRIC HEALTH CARE ALLIANCE			9	100%	9
MINUTECLINIC DIANOSTIC OF VIRGINA, LL		8	1	11%	9
REMISE OCCUPATIONAL HEALTH SOLUTIONS INC			9	100%	9
HEALTH AND WELLNESS CENTER		1	8	89%	9
MINUTECLINIC DIAGNOSTIC OF NEW JERSEY, LLC # 7069		9			9
PRECISION GENETICS			9	100%	9
VILLAGE PLACE HEALTH AND REHAB		9			9
MICHIGAN DEPARTMENT OF COMMUNITY HEALTH		1	8	89%	9
MIDMICHIGAN MEDICAL CENTER			9	100%	9
MEDEXPRESS URGENT CARE - FAYETTEVILLE		7	2	22%	9
CVS TX10016POCT PRINCETON		9			9
FLORIDA MENTOR		7	2	22%	9
UCARE			9	100%	9
MINUTECLINIC DIAGNOSTIC OF GEORGIA, LL		7	2	22%	9
FAMILY PRACTICE OF DAVIE INC			9	100%	9
NIGHT LITE PEDIATRICS CENTER		1	8	89%	9

COVID-19: testing by laboratory

Data through Apr 7, 2021 verified as of Apr 8, 2021 at 09:25 AM

Data in this report are provisional and subject to change.

The numbers in the table below represent the number of Florida and non-Florida residents for whom test results were received by the Department of Health. A person can be tested by more than one laboratory and can have both positive and negative results. **Therefore, the sum of the numbers in each column will be larger than the total number of people tested.**

Reporting lab	Inconclusive	Negative	Positive	Percent positive	Total
GCPM MANUAL MICROBIOLOGY		1	8	89%	9
MIAMI COMPREHENSIVE MEDICINE GROUP PA		4	5	56%	9
BUENA VIDA ESTATES			9	100%	9
COLLIER BLVD HMA PHYSICIAN MANAGEMENT,, LLC			9	100%	9
CIAN DIAGNOSTICS			9	100%	9
ALLIANCE HEALTH AND REHABILITATION CENTER		9			9
MINUTE CLINIC LLC #10203		7	2	22%	9
CVS PHARMACY NO 274		9			9
WESTCHESTER GENERAL HOSPITAL BLOOD GAS LAB			9	100%	9
SOUTH FLORIDA ENT ASSOCIATES, INC			9	100%	9
UHEALTH UNIVERSITY OF MIAMI			9	100%	9
PENSACOLA CLUSTER			9	100%	9
MINUTE CLINIC, LLC #4650		8	1	11%	9
ROSEMONT GARDENS INC		9			9
CHILDREN'S HEALTH CENTER INC.		7	2	22%	9
MEDICANA NURSING AND REHAB CENTER			9	100%	9
CVS M08590POCT KANSAS CITY		5	4	44%	9
CVS TX7162POCT HOUSTON		9			9
ETHOS LABORATORIES		7	2	22%	9
WATERFORD AT CREEKSIDE, THE			9	100%	9
BRENNITY AT VERO BEACH, THE			9	100%	9
MINUTECLINIC DIAGNOSTIC OF TN PC #5671		5	4	44%	9
NORTHSHORE UNIVERSITY HEALTHSYSTEM EVANSTON HOSPITAL LAB			9	100%	9
WINDSOR OF SAN PABLO, THE		6	3	33%	9
ACCESS CARE MEDICAL GROUP LLC		2	7	78%	9
Atlanta VAMC		6	3	33%	9
DOH-TAMPA BRANCH LABORATORY (MLK BLVD)		4	5	56%	9
CVS CA9715POCT THOUSAND OAKS		9			9
RIVERVIEW REGIONAL MEDICAL CENTER		7	2	22%	9
OMNI			9	100%	9
CVS MINUTE CLINIC DIAGNOSTIC OF KANSAS, PA		9			9
TAPESTRY TALLAHASSEE WALDEN		9			9
MINUTECLINIC #2860		6	3	33%	9
MEDEXPRESS URGENT CARE - BATTLE CREEK		6	3	33%	9
SUMTER COUNTY HEALTH DEPARTMENT		4	5	56%	9
MINUTECLINIC, LLC, MINUTECLINIC #7637		7	2	22%	9
MC DIAGNOSTIC OF CONNECTICUT, PC #1043		9			9
LAKEVIEW HEALTH SYSTEMS			9	100%	9
ALBION COLLEGE (ABBOTT)		9			9
PIEDMONT ATHENS REGIONAL MEDICAL		7	2	22%	9
BENSONHURST URGENT CARE		8	1	11%	9
CVS MINUTE CLINIC DIAGNOSTIC MED GRP OF SAN		7	2	22%	9
KINDRED_AIMS		9			9
IMMUNOGENOMICS LLC		6	3	33%	9
MEDEXPRESS URGENT CARE - FORT WORTH S		8	1	11%	9
MINUTECLINIC DIAGNOSTIC OF ILLINOIS		7	2	22%	9
PUTNAM FAMILY CARE INC		3	6	67%	9

COVID-19: testing by laboratory

Data through Apr 7, 2021 verified as of Apr 8, 2021 at 09:25 AM

Data in this report are provisional and subject to change.

The numbers in the table below represent the number of Florida and non-Florida residents for whom test results were received by the Department of Health. A person can be tested by more than one laboratory and can have both positive and negative results. **Therefore, the sum of the numbers in each column will be larger than the total number of people tested.**

Reporting lab	Inconclusive	Negative	Positive	Percent positive	Total
LAKE NONA MEDICAL SERVICE LLC		9			9
CVS MINUTE CLINIC, LLC #22		8	1	11%	9
PALM BAY URGENT CARE PL		1	8	89%	9
CVS CA9113POCT CHULA VISTA		9			9
MINUTECLINIC DIAGNOSTIC OF TN PC #242		6	3	33%	9
CVS CT1123POCT SOUTHBURY		9			9
CVS RI1717POCT 1 CVS DR			9	100%	9
MOBILE RESPONSE DIAGNOSTICS LLC		8	1	11%	9
WADSWORTH CENTER - DAVID AXELROD INSTITUTE		8	1	11%	9
ATHENS VETERINARY DIAGNOSTIC LABORATOR		9			9
STUYVESANT URGENT CARE		9			9
MINUTECLINIC DIAGNOSTIC MED GRP OF CA		8	1	11%	9
CVS TX8351POCT BEAUMONT		8	1	11%	9
VA Primary Care Clinic at Meharry		8	1	11%	9
CVS SC7334POCT LEXINGTON		8	1	11%	9
DIXITKUMAR N MODI MD PA			9	100%	9
CVS NJ617POCT CEDAR GROVE		8	1	11%	9
ROSECASTLE			9	100%	9
MINUTE CLINIC INCORPORTE		9			9
MEDEXPRESS URGENT CARE - SWANSEA, N ILLINOIS ST		8	1	11%	9
EMPLOYEE WELLNESS PA			9	100%	9
NORTHWEST FLORIDA COMMUNITY HOSPITAL LABORATORY		8	1	11%	9
PATEL MEDICAL VENTURES		8	1	11%	9
MEDEXPRESS ELKINS		9			9
VETERANS AFFAIRS MEDICAL CENTER - OUTPATIENT			9	100%	9
CARENOW URGENT CARE-MT JULIET		8	1	11%	9
ILLINOIS DEPARTMENT OF PUBLIC HEALTH		1	8	89%	9
CVS DC1340POCT WASHINGTON		9			9
Consulate Health Care of Brandon		7	2	22%	9
MEDEXPRESS URGENT CARE - WASHINGTON		7	2	22%	9
JOHNS HOPKINS ALL CHILDRENS			9	100%	9
NEMOURS CHILDREN'S PRIMARY CARE VERO BEACH			9	100%	9
BAYFRONT HEALTH ST PETERSBURG		8	1	11%	9
ENCOMPASS HOME HEALTH OF THE SOUTHEAST LLC		9			9
NITIN BAWA PROFESSIONAL ASSOCIATES			9	100%	9
CORE OCCUPATIONAL RESOURCES, LLC		5	4	44%	9
SUNCREST OMNI		9			9
BEAUMONT EMERGENCY CENTER			9	100%	9
INSPIRED LIVING AT PALM BAY		7	2	22%	9
WALK IN MEDICAL URGENT CARE PC		8			8
TRUE HEALTH		5	3	38%	8
DORAL URGENT CARE			8	100%	8
ORLANDO FAMILY PHYSICIANS			8	100%	8
MARINA ISLE ASSISTED LIVING		8			8
EXECUTIVE MEDICAL SERVICES		8			8
CARE ATC - CITY OF BOYNTON BEACH	1	2	5	63%	8
CIGNA ONSITE HEALTH LLC		2	6	75%	8

COVID-19: testing by laboratory

Data through Apr 7, 2021 verified as of Apr 8, 2021 at 09:25 AM

Data in this report are provisional and subject to change.

The numbers in the table below represent the number of Florida and non-Florida residents for whom test results were received by the Department of Health. A person can be tested by more than one laboratory and can have both positive and negative results. **Therefore, the sum of the numbers in each column will be larger than the total number of people tested.**

Reporting lab	Inconclusive	Negative	Positive	Percent positive	Total
SARAH LAWRENCE COLLEGE HEALTH SERVICES		8			8
MID-HUDSON VALLEY DIVISION OF WESTCHESTER MEDICAL		8			8
SYNEXUS CLINICAL RESEARCH US INC		2	6	75%	8
X-GENE MOLECULAR LABS		1	7	88%	8
JUPITER CLINIC			8	100%	8
THOMAS JEFFERSON UNIVERSITY HOSPITAL		4	4	50%	8
SOUTHEASTERN PEDIATRIC ASSOCIATES			8	100%	8
BIOTECH PHARMACEUTICAL GROUP LLC			8	100%	8
NOVADX		2	6	75%	8
WELLIGENT		1	7	88%	8
CVS TX7827POCT ROUND ROCK		8			8
PACIFICA SUNRISE☐			8	100%	8
MINUTE CLINIC #8979		7	1	13%	8
BETTER AT HOME		8			8
BEECHTREE MOLECULAR LAB LLC			8	100%	8
UNIVERSITY OF WASHINGTON MEDICAL CENTER			8	100%	8
MINUTECLINIC DIAGNOSTIC OF OHIO #7790		6	2	25%	8
INTERNAL MEDICINE ASSOCIATES OF JACKSON HOSPITAL			8	100%	8
SYLVESTER AT PLANTATION LABORATORY		7	1	13%	8
WALGREENS #10972	1	7			8
DOCTOR'S IN-HOUSE LAB/COMMUNITY HEALTH CENTERS OF PINELLAS – CLEARWATE			8	100%	8
NORTHDAL REHABILITATION CENTER			8	100%	8
BLOOMING GARDENS OF CARE INC		8			8
DEPARTMENT OF HEALTH- CITRUS COUNTY		1	7	88%	8
CVS NC5591POCT STATESVILLE		7	1	13%	8
MEDEXPRESS URGENT CARE - MIDLOTHIAN		7	1	13%	8
EXPRESS TEST			8	100%	8
HEALTHMARK REGIONAL HOSPITAL LAB		4	4	50%	8
MAGNOLIA PEDIATRICS GROUP LLC			8	100%	8
BLOOMINGDALE PEDIATRIC ASSOCIATES PA			8	100%	8
NORTHSIDE HOSPITAL		2	6	75%	8
HEALTHPARK MEDICAL CTR NURSING SVC		8			8
MINUTECLINIC, LLC #05038		8			8
VAIL VALLEY MEDICAL CENTER			8	100%	8
WILLIAMSBURGH CHAI CARE		7	1	13%	8
JOHN T MATHER MEMORIAL HOSPITAL LABORATORY		7	1	13%	8
ELLIS HOSPITAL LABORATORY		7	1	13%	8
CVS MINUTE CLINIC DIAGNOSTIC OF NEW JERSEY		8			8
FHPG_EXP CARE W HILLSBOROUGH			8	100%	8
ALLEGRO - TAMPA	1	4	3	38%	8
DOCTOR'S IN HOUSE LAB			8	100%	8
CAYUGA COUNTY HEALTH DEPARTMENT		7	1	13%	8
LEE MEMORIAL HEALTH SYSTEM D/B/A		6	2	25%	8
DOTHAN PEDIATRIC CLINIC			8	100%	8
FOUNTAINVIEW BY FIVE STAR QUALITY CARE		7	1	13%	8
Nashville Central Laboratory		8			8
VERMONT DEPARTMENT OF HEALTH		1	7	88%	8

COVID-19: testing by laboratory

Data through Apr 7, 2021 verified as of Apr 8, 2021 at 09:25 AM

Data in this report are provisional and subject to change.

The numbers in the table below represent the number of Florida and non-Florida residents for whom test results were received by the Department of Health. A person can be tested by more than one laboratory and can have both positive and negative results. **Therefore, the sum of the numbers in each column will be larger than the total number of people tested.**

Reporting lab	Inconclusive	Negative	Positive	Percent positive	Total
SUNRISE SENIOR LIVING OF JACKSONVILLE			8	100%	8
ALACHUA COUNTY HEALTH DEPARTMENT		1	7	88%	8
MINUTECLINIC DIAGNOSTIC OF NEVADA #87		4	4	50%	8
MODMD LABORATORY		8			8
ST CHARLES HOSPITAL LABORATORY		8			8
MEDEXPRESS URGENT CARE, BUTLER		5	3	38%	8
CVS NC7213POCT MATTHEWS		6	2	25%	8
PALM BEACH COUNTY HEALTH DEPARTMENT LABORATORY			8	100%	8
CHIPOLA QUICK CARE		5	3	38%	8
ST CLOUD PHYSICIAN MANAGMENT LLC		7	1	13%	8
BARTON PARKER OD PC		8			8
WELLSTAR COBB HOSPITAL		7	1	13%	8
CVS OH3301POCT WOODMERE		8			8
WALK-IN MEDICAL CARE			8	100%	8
SUPREME LABORATORY			8	100%	8
LAB UNKNOWN		6	2	25%	8
CVS MD1881POCT DUNKIRK		8			8
ALL CHILDREN'S HOSPITAL		1	7	88%	8
NORTHEAST ALABAMA REGIONAL MEDICAL CENTER		5	3	38%	8
STPET		6	2	25%	8
ORMOND BEACH CENTRA CARE			8	100%	8
JX REF LAB			8	100%	8
ST. JOSEPH HOSPITAL AND HEALTH CARE INC.			8	100%	8
Sunset Lake Health and Rehabilitation Center		8			8
The Grand at Rome Nursing and Rehabilitation		8			8
CVS CT1109POCT BETHEL		8			8
LOVELACE MEDICAL CENTER		8			8
PBC FOUND CARE INC			8	100%	8
CONSULATE HEALTH CARE		7	1	13%	8
CHAPTERS HEALTH HOSPICE		8			8
DIAGNOSTIC CLINIC		7	1	13%	8
ARCHBOLD MEMORIAL HOSPITAL/LAB		3	5	63%	8
ALLINA HEALTH - ABBOTT NORTHWESTERN HOSPITAL		5	3	38%	8
Florida Clinical Laboratory		1	7	88%	8
NORTH PINELLAS CHILDRENS MEDICAL CENTER INC			8	100%	8
MONTEFIORE MEDICAL CENTER LABORATORIES - NORTH		8			8
SOMA MEDICAL CENTER MD PA #7 PEDIATRICS			8	100%	8
MEDEXPRESS URGENT CARE - CLARKSBURG		7	1	13%	8
BAPTIST OUTPATIENT			8	100%	8
CVS PA1074POCT KENNETT SQUARE		7	1	13%	8
NORTHEAST PEDIATRICS			8	100%	8
HEWLETT URGENT CARE, PLLC		8			8
FLORIDA HEART AND VASCULAR MULTISPECIALTY GROUP		8			8
SEA LEVEL LABS			8	100%	8
CLEARWATER PEDIATRIC CARE		1	7	88%	8
LEMOYNE COLLEGE WELLNESS CENTER FOR		8			8
ADVANCED RESEARCH FOR HEALTH IMPROVEMENT		6	2	25%	8

COVID-19: testing by laboratory

Data through Apr 7, 2021 verified as of Apr 8, 2021 at 09:25 AM

Data in this report are provisional and subject to change.

The numbers in the table below represent the number of Florida and non-Florida residents for whom test results were received by the Department of Health. A person can be tested by more than one laboratory and can have both positive and negative results. **Therefore, the sum of the numbers in each column will be larger than the total number of people tested.**

Reporting lab	Inconclusive	Negative	Positive	Percent positive	Total
INTERVENTIONAL REHABILITATION OF SOUTH FLORIDA			8	100%	8
MINUTECLINIC, LLC #03268		7	1	13%	8
MINUTE CLINIC DIAGNOSTIC OF MICHIGAN PC		8			8
NORTHEAST GEORGIA MEDICAL CENTER		8			8
MEDEXPRESS URGENT CARE - CULPEPER		8			8
HOLY NAME MEDICAL CENTER	1	6	1	13%	8
LAKE CONWAY URGENT CARE LLC		2	6	75%	8
INTERNAL MEDICINE AND AESTHETICS OF NAPLES LLC		8			8
GENOTOX LABORATORIES		6	2	25%	8
NORTHSIDE HOSPITAL ATLANTA		3	5	63%	8
DEPT OF VA MEDICAL CENTER - RICHMOND		7	1	13%	8
HEALTHY MINORS PEDIATRIC URGENT CARE		7	1	13%	8
VENICE REGIONAL MEDICAL CENTER			8	100%	8
APEX HOME HEALTH CARE		7	1	13%	8
MINUTECLINIC DIAGNOSTIC OF VIRGINIA, LLC #255		8			8
JOINT AMBULATORY CARE CENTER		8			8
HARBORCHASE OF DR PHILLIPS		7	1	13%	8
GENEUS DIAGNOSTICS			8	100%	8
FHCP-ORANGE CITY			8	100%	8
CAPRONA GROUP HOME		2	6	75%	8
GOLISANO CHILDREN'S HOSPITAL OF SOUTHWEST FLORIDA		6	2	25%	8
NEOGENOMICS LABORATORIES, INC		8			8
GOLDMAN SACHS HEALTH CENTER	1	7			8
WHEELER LABORATORY		7	1	13%	8
ROBERT WOOD JOHNSON HOSPITAL		7	1	13%	8
DOH JACKSONVILLE CENTRAL LABORATORY		3	5	63%	8
JACKSON CLINIC PA,THE		4	4	50%	8
OSWEGO HOSPITAL LABORATORY		7	1	13%	8
CVS TN7289POCT SIGNAL MOUNTAIN		8			8
MED & CO INVESTMENT LLC		7	1	13%	8
CVS OH3476POCT TIPP CITY		7	1	13%	8
IU HEALTH PATHOLOGY		1	7	88%	8
LIFE CARE CITRUS COUNTY			8	100%	8
CAREPOINT CLINIC		5	3	38%	8
CVS NC3319POCT CHARLOTTE		6	2	25%	8
THE WOLFF CENTER FOR CHILD & ADOLESCENT HEALTH			8	100%	8
ST. CLOUD PHARMACY AND WELLNESS CENTER		4	4	50%	8
MONROE COUNTY FIRE RESCUE		7	1	13%	8
SLOPESIDE LABS AND TESTING, LLC - THE HIDEOUT AT BUTTERMILK MOUNTAIN		8			8
HUNTINGTON VILLAGE URGENT CARE		8			8
ATLANTIC CONSOLIDATED LABORATORY		8			8
PALMS WEST HOSPITAL			8	100%	8
PUTNAM COUNTY EMERGENCY RESCUE SERVICE		5	3	38%	8
MINUTECLINIC DIAGNOSTIC OF TN PC #386		7	1	13%	8
MEDEXPRESS URGENT CARE - TARENTUM		6	2	25%	8
FLORIDA KEYS CONCIERGE MEDICINE, LLC		6	2	25%	8
CVS OH2543POCT CANFIELD		5	3	38%	8

COVID-19: testing by laboratory

Data through Apr 7, 2021 verified as of Apr 8, 2021 at 09:25 AM

Data in this report are provisional and subject to change.

The numbers in the table below represent the number of Florida and non-Florida residents for whom test results were received by the Department of Health. A person can be tested by more than one laboratory and can have both positive and negative results. **Therefore, the sum of the numbers in each column will be larger than the total number of people tested.**

Reporting lab	Inconclusive	Negative	Positive	Percent positive	Total
WHITE SANDS OUTPATIENT SERVICES (WSOP SERVICES LLC		8			8
GENE STREET LABORATORIES, LLC		6	2	25%	8
SURGOINSVILLE PHARMACY		8			8
URGENT CARE OF LONGWOOD		1	7	88%	8
ECLRS		2	5	71%	7
LAWTON CHILES HEALTH CENTER		1	6	86%	7
LONG ISLAND JEWISH FOREST HILLS HOSPITAL		7			7
MEDEXPRESS URGENT CARE-PETERS TWP		6	1	14%	7
GMR EVENT SERVICES LLC DBA CROWDRX		7			7
MEDEXPRESS URGENT CARE MORGANTOWN		7			7
Parkside Villa		7			7
EMBRY-RIDDLE AERONAUTICAL UNIVERSITY HEALTH			7	100%	7
CVS NY549POCT RIDGEWOOD		4	3	43%	7
NASSAU UNIVERSITY MEDICAL CENTER DEPT		6	1	14%	7
MINUTECLINIC DIAG OF IND LLC #8651		6	1	14%	7
EP LTC PHARMACY		5	2	29%	7
DOCTORS CLINICAL LABORATORY, INC		5	2	29%	7
CVS MO8556POCT KANSAS CITY		6	1	14%	7
PARTNERS PHARMACY OF FLORIDA LLC		7			7
GUIDANCE / CARE CENTER, INC		7			7
GULF COAST PEDIATRICS OF SARASOTA PA		1	6	86%	7
DALLAS COUNTY HEALTH AND HUMAN SERVICES			7	100%	7
LEPE'S HOUSE			7	100%	7
TERRACINA LLC		1	6	86%	7
MINUTECLINIC LLC #4449		6	1	14%	7
CVS PHARMACY #8800		5	2	29%	7
WEST DADE PEDIATRICS			7	100%	7
PENN MEDICINE PRINCETON MEDICAL CENTER		6	1	14%	7
KENDALL REGIONAL MEDICAL CNTR			7	100%	7
CVS PA4077POCT BELLE VERNON		7			7
EASTERN FLORIDA STATE COLLEGE - PALM BAY CAMPUS□			7	100%	7
ENTRUST IMMEDIATE CARE			7	100%	7
Rutgers Health Rwj University Hospital - Laboratory		4	3	43%	7
CARESOUTH HHA HOLDINGS OF TALLAHASSEE LLC		7			7
KEYSTONE PLACE AT NAPLES PRESERVE		4	3	43%	7
DASCENA LABORATORY			7	100%	7
MINUTECLINIC MINUTECLINIC #8505		5	2	29%	7
VERO DIAGNOSTICS		7			7
CLAY PRIMARY & FAMILY CARE LLC			7	100%	7
MEDEXPRESS URGENT CARE - STAUNTON		3	4	57%	7
MINUTECLINIC DIAG OF IND LLC #6998		6	1	14%	7
BALTIMORE CITY HEALTH DEPT COMMUNICABLE DISEASES AND EPIDEMIOLOGY			7	100%	7
NORTHERN DUTCHESS HOSPITAL LABORATORY		5	2	29%	7
PALM GARDEN OF SUN CITY			7	100%	7
ADVENT HEALTH APOPKA		3	4	57%	7
CVS IL8747POCT CHICAGO		7			7
FRESENIUS KIDNEY CARE FORT WALTON BEACH			7	100%	7

COVID-19: testing by laboratory

Data through Apr 7, 2021 verified as of Apr 8, 2021 at 09:25 AM

Data in this report are provisional and subject to change.

The numbers in the table below represent the number of Florida and non-Florida residents for whom test results were received by the Department of Health. A person can be tested by more than one laboratory and can have both positive and negative results. **Therefore, the sum of the numbers in each column will be larger than the total number of people tested.**

Reporting lab	Inconclusive	Negative	Positive	Percent positive	Total
BOCA BIOLISTICS LLC			7	100%	7
TESTD			7	100%	7
FLORIDA CANCER SPECIALISTS & RESEARCH INSTITUTE		6	1	14%	7
NELSON BIOLOGICAL			7	100%	7
OPTUM PRIMARY CARE - FOUNTAIN OAKS		3	4	57%	7
MEDEXPRESS URGENT CARE - HOT SPRINGS		7			7
AVON PARK PEDIATRICS			7	100%	7
VICTORIAN MANOR		2	5	71%	7
NORTH FLORIDA MEDICAL CENTERS INC		1	6	86%	7
RELIANCE MEDICAL CENTER		5	2	29%	7
MINUTE-CLINIC DIAGNOSTIC OF VIRGINIA, LLC #794		6	1	14%	7
NYU WINTHROP HOSPITAL PATHOLOGY		7			7
NOVANT HEALTH INPATIENT CARE		2	5	71%	7
MINUTE CLINIC DIAGNOSTIC OF NORTH CAROLINA		7			7
Lenox on the Lake			7	100%	7
HEALTH CARE LABORATORY SERVICES		1	6	86%	7
GLEN FALLS HOSPITAL DEPARTMENT OF PATHOLOGY		6	1	14%	7
Baptist Village Retirement Communities		7			7
KANSAS DEPARTMENT OF HEALTH		2	5	71%	7
CVS MINUTE CLINIC DIAG OF IND LLC #5206		6	1	14%	7
CVS OH3080POCT HUBER HEIGHTS		6	1	14%	7
CVS TX4397POCT CYPRESS		7			7
LYNMOORE,THE		7			7
MINUTECLINIC DIAGNOSTIC OF NORTH CAROLINA PC #7054		5	2	29%	7
BROOKDALE LAKE ORIENTA			7	100%	7
Ocoee Health Care Center		7			7
HEARTLAND PEDIATRICS OF LAKE PLACID			7	100%	7
LIZS ADULT CARE		7			7
MINUTECLINIC, LLC #1796		6	1	14%	7
MINUTECLINIC, LLC #03965		7			7
NEMOURS CHILDREN'S HOSPITAL			7	100%	7
CVS NV9841POCT RENO		4	3	43%	7
BIRMINGHAM VAMC		3	4	57%	7
PERSONAL PHYSICIAN CARE PA			7	100%	7
PANCARE HEALTH - HOSFORD SCHOOL			7	100%	7
MEDEXPRESS URGENT CARE - STATE COLLEGE		5	2	29%	7
COMPASSION PEDIATRICS		3	4	57%	7
LONGWOOD FAMILY MEDICINE		1	6	86%	7
FAMILY MEDICINE MEDICAL DRIVE		7			7
MINUTECLINIC, DIAGNOSTIC OF TEXAS, LL		6	1	14%	7
CHIEFLAND MEDICAL CENTER		1	6	86%	7
MINUTECLINIC DIAGNOSTIC OF RHODE ISLAN		7			7
GRACE WELLNESS CENTER LLC		6	1	14%	7
SUPERIOR RESIDENCES AT CALA HILLS		7			7
HOLY GARDEN ALF, INC.		7			7
HARMONIOUS HOME HEALTH, LLC		7			7
PANCARE HEALTH - KATE SMITH ELEMENTARY		1	6	86%	7

COVID-19: testing by laboratory

Data through Apr 7, 2021 verified as of Apr 8, 2021 at 09:25 AM

Data in this report are provisional and subject to change.

The numbers in the table below represent the number of Florida and non-Florida residents for whom test results were received by the Department of Health. A person can be tested by more than one laboratory and can have both positive and negative results. **Therefore, the sum of the numbers in each column will be larger than the total number of people tested.**

Reporting lab	Inconclusive	Negative	Positive	Percent positive	Total
CARENOW URGENT CARE-SOUTHLAKE			7	100%	7
MEDEXPRESS URGENT CARE - BLUEFIELD		6	1	14%	7
BRADENTON PHYSICIANS MEDICAL CENTER			7	100%	7
PROVIDENCE LABORATORY SERVICES		7			7
COMMUNITY MEDICAL AND DENTAL CARE INC		7			7
MINUTE CLINIC LLC #0169		5	2	29%	7
EL PARAISO HOME INC		7			7
DOTHAN WEST FAMILY MEDICINE		5	2	29%	7
QUE		4	3	43%	7
OCALA FAMILY MEDICAL CENTER		7			7
SARASOTA MEDICAL CENTER			7	100%	7
WILDLIGHT LAB			7	100%	7
ABBAY MANOR RETIREMENT RESIDENCE INC		7			7
YAZJI PEDIATRIC CARE LLC DBA TUKA PEDIATRICS			7	100%	7
WOMENS CARE FLORIDA LLC		5	2	29%	7
PEDIATRICS OF CENTRAL FLORIDA		5	2	29%	7
FLORIDA HOSPITAL APOPKA		6	1	14%	7
MINUTE CLINIC LLC #4017		7			7
QHG OF ENTERPRISE INC (DBA MEDICAL CTR		7			7
Thermopolis Rehabilitation Wellness		7			7
MEDEXPRESS URGENT CARE - GLENDALE		7			7
FLORIDA DIGESTIVE AND LIVER SPECIALIST		7			7
WATAUGA MEDICAL CENTER		4	3	43%	7
ST. LUCIE COUNTY HEALTH DEPARTMENT		5	2	29%	7
MINUTECLINIC MINUTECLINIC #4977		4	3	43%	7
MINUTECLINIC #788		7			7
ST JOSEPHS HOSP OF ATLANTA/CLINIC LAB		6	1	14%	7
MEDEXPRESS URGENT CARE-NESHANNOCK TWP		6	1	14%	7
ALBANY MEDICAL CENTER		6	1	14%	7
MEDEXPRESS URGENT CARE - MT LEBANON		5	2	29%	7
DELAWARE DEPARTMENT OF HEATH		6	1	14%	7
WEXFORD HEALTH SOURCES INC		7			7
GENTRY PARK ORLANDO ASSISTED LIVING		6	1	14%	7
CVS GA7064POCT STOCKBRIDGE		7			7
LEE COUNTY HEALTH DEPARTMENT		4	3	43%	7
TRUE HEALTH DIAGNOSTICS		1	6	86%	7
MIAMI BEACH COMMUNITY HEALTH CENTER INC			7	100%	7
FLORIDA HOSPITAL KISSIMMEE		4	3	43%	7
CVS OH3458POCT BEAVERCREEK		7			7
FLORIDA SCHOOL FOR THE DEAF AND THE BLIND			7	100%	7
MINUTECLINIC DIAGNOSTIC OF KANSAS PA		7			7
MINUTE CLINIC DIAGNOSTIC OF VIRGINIA, LLC #1905		7			7
CARENOW URGENT CARE-MADISON		7			7
FIRST PHYSICIANS GROUP - LORRAINE CORNERS		7			7
MANATEE PEDIATRICS			7	100%	7
LAKE PEDIATRICS			7	100%	7
CRESTWOOD MEDICAL CENTER		5	2	29%	7

COVID-19: testing by laboratory

Data through Apr 7, 2021 verified as of Apr 8, 2021 at 09:25 AM

Data in this report are provisional and subject to change.

The numbers in the table below represent the number of Florida and non-Florida residents for whom test results were received by the Department of Health. A person can be tested by more than one laboratory and can have both positive and negative results. **Therefore, the sum of the numbers in each column will be larger than the total number of people tested.**

Reporting lab	Inconclusive	Negative	Positive	Percent positive	Total
FHMG_FM AND IM AVALON PARK		2	5	71%	7
JUPITER ISLAND PUBLIC SAFETY		5	2	29%	7
MINUTECLINIC DIAGNOSTIC OF OHIO #3407		6	1	14%	7
CVS NM8918POCT ALBUQUERQUE		7			7
RANDOLPH DIABETES AND WELLNESS		6	1	14%	7
PENINSULA CARE AND REHABILITATION CENTER			7	100%	7
GILCHRIST COUNTY FIRE DEPARTMENT		4	3	43%	7
CVS GA2147POCT KENNESAW		5	2	29%	7
ACM MEDICAL LABORATORY ALLIANCE		5	2	29%	7
MEDEXPRESS URGENT CARE-DUBOIS		7			7
GRACE REHABILITATION CENTER OF VERO BEACH		4	3	43%	7
PEDIATRICS URGENT CARE, LLC			7	100%	7
MERCY HEALTH—MUSKEGON		6	1	14%	7
SOUTH COM HEALTH CLINIC, DEPT. OF THE ARMY		7			7
MEDEXPRESS URGENT CARE, JOHNSTOWN		6	1	14%	7
CVS NC7057POCT SHELBY		5	2	29%	7
COMPREHENSIVE CLINICAL RESEARCH, LLC			7	100%	7
WYOMING COUNTY COMMUNITY HOSPITAL LABORATORY		7			7
MEDEXPRESS URGENT CARE PORT HURON		6	1	14%	7
SCHOOL OF PHARMACY AND PHARMACEUTICAL		7			7
CVS GA2841POCT LAWRENCEVILLE		7			7
CVS MD4371POCT OCEAN CITY		7			7
LEVY COUNTY SHERRIF'S DEPT			7	100%	7
DOCTOR'S IN-HOUSE LAB/COMMUNITY HEALTH CENTERS OF PINELLAS -PINELLAS P			7	100%	7
MAXHEALTH		5	2	29%	7
COMPLETE FAMILY CARE, LLC/UNIVERSITY OF SAINT MARY		7			7
SOUTHEAST GEORGIA HEALTH SYSTEM, INC D		7			7
IRL MARKET LAB			7	100%	7
RIVER OAKS TREATMENT CENTER			7	100%	7
DR. PHILLIPS MEDICAL WELLNESS CENTER		4	3	43%	7
GALLUP INDIAN MEDICAL CENTER		7			7
MINUTE-CLINIC DIAGNOSTIC OF VIRGINIA,		7			7
MINUTE CLINIC DIAGNOSTIC OF PENNSYLVANIA		7			7
FRESENIUS KIDNEY CARE DUNEDIN			7	100%	7
CVS KY4779POCT LOUISVILLE		4	2	33%	6
GENESIS FAMILY PRACTICE		3	3	50%	6
NEUROSCIENCE AND SPINE ASSOCIATES, PL		5	1	17%	6
MINUTECLINIC DIAGNOSTIC OF OHIO #4401		6			6
MINUTE CLINIC DIAGNOSTIC MED GRP		5	1	17%	6
MEDEXPRESS URGENT CARE SHADYSIDE		5	1	17%	6
CVS MI8049POCT WATERFORD		5	1	17%	6
MERCY COLLEGE HEALTH OFFICE		6			6
MINUTE CLINIC LLC #1909		6			6
ST CHARLES BEND LABORATORY		5	1	17%	6
MEDI PARTNERS OF S FLORIDA LLC		6			6
LEWIS COUNTY MANOR		6			6
BAYSHORE POINTE NURSING AND REHAB CENTER			6	100%	6

COVID-19: testing by laboratory

Data through Apr 7, 2021 verified as of Apr 8, 2021 at 09:25 AM

Data in this report are provisional and subject to change.

The numbers in the table below represent the number of Florida and non-Florida residents for whom test results were received by the Department of Health. A person can be tested by more than one laboratory and can have both positive and negative results. **Therefore, the sum of the numbers in each column will be larger than the total number of people tested.**

Reporting lab	Inconclusive	Negative	Positive	Percent positive	Total
MINUTECLINIC DIAGNOSTIC OF SC, LLC #7		4	2	33%	6
NORTH FLORIDA PEDIATRICS JASPER			6	100%	6
FAMILY CARE MEDICAL CENTER			6	100%	6
THE CLINIC PREMISE HEALTH			6	100%	6
CUMBERLAND HEIGHTS		6			6
OCALA REGIONAL KIDNEY CENTER EAST		2	4	67%	6
WAKEMED		1	5	83%	6
FLORIDA WOMAN CARE LABORATORY			6	100%	6
PANCARE HEALTH - ALTHA PUBLIC			6	100%	6
CENTREX CLINICAL LABS INC		6			6
FLORIDA DEPARTMENT OF HEALTH SEMINOLE COUNTY		1	5	83%	6
SAINT PETER'S UNIVERSITY HOSPITAL		6			6
BROWARD TRANSITIONAL CENTER			6	100%	6
CAMELLIA AT DEERWOOD		2	4	67%	6
LISTENING DOCTOR PLLC, THE		1	5	83%	6
CVS SC2736POCT MURRELLS INLET		5	1	17%	6
LPG COCONUT POINT - FAMILY/ INTERNAL MEDICINE		6			6
MEDEXPRESS URGENT CARE - HUNTINGTON WE		6			6
ASCENSION ST VINCENT'S CLAY COUNTY			6	100%	6
PROGRESS PHARMACY INC		1	5	83%	6
WALGREENS #04569		5	1	17%	6
URGENT TEAM - HUNTSVILLE		5	1	17%	6
Kroger 673 - The Little Clinic Dallas		5	1	17%	6
ENIGMA DIAGNOSTIC, INC.			6	100%	6
CVS TX2263POCT SAN ANTONIO		6			6
CAPITAL HEALTH PLAN LABORATORIES			6	100%	6
MARCO ISLAND MEDICAL CENTER			6	100%	6
COVID RAPID LABS		1	5	83%	6
HOLLY HILL HOME INFUSION SERVICE		5	1	17%	6
MEDEXPRESS URGENT CARE - RICHMOND, NINE MILE RD		5	1	17%	6
COMPUNET CLINICAL LAB			6	100%	6
PATHGROUP LABS, LLC		4	2	33%	6
CDRX INFUSION			6	100%	6
MINUTECLINIC DIAGNOSTICS OF IND LLC		3	3	50%	6
MINUTECLINIC DIAGNOSTIC OF KENTUCKY		6			6
MEDEXPRESS URGENT CARE - ELM GROVE		5	1	17%	6
PALMETTO HEALTH ALLIANCE		3	3	50%	6
GUTHRIE MEDICAL GROUP LABORATORIES		6			6
CVS TX1104POCT ALLEN		6			6
CVS GA2236POCT WOODSTOCK		6			6
TEXAS MEDCLINIC			6	100%	6
FLORIDA MEDICAL SPECIALISTS		2	4	67%	6
SV DIAGNOSTIC LAB			6	100%	6
SCOTTS PHARMACY		5	1	17%	6
CVS GA3766POCT DACULA		4	2	33%	6
MINUTECLINIC DIAGNOSTIC OF VIRGINIA, LLC #1656		6			6
CAPE CORAL URGENT CARE		3	3	50%	6

COVID-19: testing by laboratory

Data through Apr 7, 2021 verified as of Apr 8, 2021 at 09:25 AM

Data in this report are provisional and subject to change.

The numbers in the table below represent the number of Florida and non-Florida residents for whom test results were received by the Department of Health. A person can be tested by more than one laboratory and can have both positive and negative results. **Therefore, the sum of the numbers in each column will be larger than the total number of people tested.**

Reporting lab	Inconclusive	Negative	Positive	Percent positive	Total
Oakwood - North Baldwins Center for Living		6			6
CAREWELL 301 - WARWICK			6	100%	6
BETH ISRAEL DEACONESS MEDICAL CENTER			6	100%	6
UNILAB		2	4	67%	6
BROWARD COUNTY HEALTH DEPT.			6	100%	6
ARLINGTON OF NAPLES INC, THE		6			6
SHEEPSHEAD BAY URGENT CARE		6			6
TREASURE COAST INFECTIOUS DISEASE CONSULTANTS		3	3	50%	6
CVS IN6713POCT BLOOMINGTON		6			6
QUICK CARE MED WALK IN AND URGENT CARE			6	100%	6
MAXCARE CLINIC			6	100%	6
EXPICARE NURSING AGENCY, INC		5	1	17%	6
MEDEXPRESS URGENT CARE-MUNCIE		6			6
MOULTRIE CREEK NURSING AND REHAB			6	100%	6
THE WINDSOR OF OCALA		2	4	67%	6
MINUTE CLINIC DIAG OF IND LLC #8674		6			6
CVS OH6123POCT CINCINNATI		4	2	33%	6
FLORIDA DEPARTMENT OF HEALTH IN SARASOTA COUNTY		5	1	17%	6
CVS NJ2815POCT E BRUNSWICK		4	2	33%	6
BOONE DRUG & HEALTHCARE AT DEERFIELD			6	100%	6
CVS IN6654POCT INDIANAPOLIS		5	1	17%	6
MEDEXPRESS URGENT CARE - IRVING		6			6
MEDEXPRESS URGENT CARE - HOLLINS		6			6
CVS SC5550POCT CLOVER		5	1	17%	6
CVS NV2928POCT LAS VEGAS		6			6
FLORIDA HEALTHCARE OF ORLANDO		1	5	83%	6
Contrastate Medical Center		5	1	17%	6
ANTHONY-BROWN PHARMACY		6			6
TIMBER CREEK PEDIATRICS		6			6
LRHS Southeastern University		4	2	33%	6
NU WAVE MEDICAL CENTER			6	100%	6
PREMIER FAMILY HEALTH PA			6	100%	6
Northwell Lab		2	4	67%	6
GAINESVILLE PEDIATRIC ASSOCIATES		1	5	83%	6
ADVANCED URGENT CARE OF MARATHON		1	5	83%	6
TULLAHOMA HMA, LLC		5	1	17%	6
DIAGNOSTIC & MEDICAL SPECIALISTS OF GREENWICH		4	2	33%	6
COMPASSION PEDIATRIC URGENT CARE LLC		2	4	67%	6
XPRESS URGENT CARE LLC		6			6
BOCA VIPEDIATRICS			6	100%	6
NEMOURS CHILDREN'S URGENT CARE			6	100%	6
CVS NATIONAL HARBOR MD2297714CV		6			6
CVS MD2956POCT NEW MARKET		5	1	17%	6
CVS NC6402POCT DAVIDSON		4	2	33%	6
CVS PA2582POCT SPRINGFIELD		4	2	33%	6
JACKSONVILLE PEDIATRICS			6	100%	6
CVS TX8322POCT AUSTIN		6			6

COVID-19: testing by laboratory

Data through Apr 7, 2021 verified as of Apr 8, 2021 at 09:25 AM

Data in this report are provisional and subject to change.

The numbers in the table below represent the number of Florida and non-Florida residents for whom test results were received by the Department of Health. A person can be tested by more than one laboratory and can have both positive and negative results. **Therefore, the sum of the numbers in each column will be larger than the total number of people tested.**

Reporting lab	Inconclusive	Negative	Positive	Percent positive	Total
UT SOUTHWESTERN MEDICAL CENTER			6	100%	6
CVS NC2313POCT RALEIGH		5	1	17%	6
PLEASANTVILLE OF SEBASTIAN LLC			6	100%	6
TAMIAMI LAB MILLENIUM			6	100%	6
WIREGRASS MEDICAL CENTER			6	100%	6
ALL CHILDREN'S HOSPITAL DEPT OF GENERAL PEDIATRICS			6	100%	6
ADVENTHEALTH CELEBRATION EMPLOYEE CLINIC		6			6
UT MEMPHIS UNIVERSITY HEALTH SERVICES			6	100%	6
GENTLE MEDICINE ASSOCIATES / DR. REGINE BATAILLE		6			6
FLEET LANDING			6	100%	6
MEDEXPRESS URGENT CARE-HERSHEY		5	1	17%	6
CITIZENS BAPTIST MEDICAL CENTERS LAB		5	1	17%	6
BAYCARE ALLIANT HOSPITAL			6	100%	6
PRESBYTERIAN HOME		6			6
MINUTECLINIC 7196		5	1	17%	6
MIAMI RESCUE MISSION CLINIC INC			6	100%	6
NORTHSIDE HOSPITAL DULUTH		5	1	17%	6
CALIFORNIA DEPARTMENT OF PUBLIC HEALTH		1	5	83%	6
ALLIANCE COMMUNITY FOR RETIREMENT LIVING		6			6
CVS CA9721POCT ARCADIA		6			6
MEDEXPRESS URGENT CARE - YORK		3	3	50%	6
MEDEXPRESS URGENT CARE-PITTSFIELD		6			6
INTERNAL MEDICINE LIPID AND WELNNESS PRACTICE			6	100%	6
BROOKDALE CLERMONT			6	100%	6
CVS PA233POCT NEWTOWN SQUARE		6			6
JOSEF SCHENKER, MD, PC		6			6
JERSEY SHORE MEDICAL CENTER		6			6
ATLANTIC COMMUNITY HIGH SCHOOL		5	1	17%	6
CVS PA5241POCT CHALFONT		6			6
CHILDREN'S HOSPITAL OF PHILADELPHIA		5	1	17%	6
HERNANDO PASCO HOSPICE INC		5	1	17%	6
CENTRAL FLORIDA PRIMARY CARE			6	100%	6
ELITE MD GROUP INC		2	4	67%	6
CVS MA957POCT WEST SPRINGFIELD		6			6
HUNTERS CREEK PEDIATRICS		6			6
SOUTHEASTERN DERMATOLOGY GROUP PA		5	1	17%	6
MEDEXPRESS URGENT CARE - PRINCETON		5	1	17%	6
CIMA MEDICAL CENTER		5	1	17%	6
URGENT CARE HOUSECALLS PA		5	1	17%	6
PR HEALTH		1	5	83%	6
MCR HEALTH LAWTON CHILES ADMINISTRATION STE A		1	5	83%	6
Madison Health & Rehabilitation		6			6
ALLEGRO FLEMING ISLAND		1	5	83%	6
HELIX KH UC		1	5	83%	6
CONCENTRA			6	100%	6
TRANSPLANT GENOMICS INC (EUROFINS)		6			6
FLORIDA DEPARTMENT OF HEALTH IN MIAMI DADE COUNTY		5	1	17%	6

COVID-19: testing by laboratory

Data through Apr 7, 2021 verified as of Apr 8, 2021 at 09:25 AM

Data in this report are provisional and subject to change.

The numbers in the table below represent the number of Florida and non-Florida residents for whom test results were received by the Department of Health. A person can be tested by more than one laboratory and can have both positive and negative results. **Therefore, the sum of the numbers in each column will be larger than the total number of people tested.**

Reporting lab	Inconclusive	Negative	Positive	Percent positive	Total
HELIX MEDICAL CENTERS		1	5	83%	6
CVS MINUTE CLINIC DIAGNOSTIC OF TEXAS		5	1	17%	6
UNILAB OF DADE INC			6	100%	6
FAMILY TREE PRIMARY CARE		5	1	17%	6
FLORIDA PREMIER MEDICAL CARE PA			6	100%	6
PENN NURSING CENTER		6			6
IVY ROSEN MD PLLC		6			6
LOUISIANA DEPT OF HEALTH			6	100%	6
MARSHALL MEDICAL CENTER SOUTH LAB		5	1	17%	6
FHPG_EXP CARE PALM HARBOR			6	100%	6
DANIEL M LIBBY MD PLLC		6			6
WG WINDSOR WOODS SH LLC		6			6
BETHESDA COMMUNITY HEALTH CENTER			6	100%	6
PROHEALTH MED		1	5	83%	6
LUMADOC HEALTH		4	2	33%	6
CVS NC5532POCT SUMMERFIELD		6			6
AMERICAN EAGLE LEESBURG AL LLC DBA VISTA LAKE			6	100%	6
THE PALMS REHABILITATION AND HEALTHCARE CENTER		5	1	17%	6
PUBLIC HEALTH LAB		6			6
TERENCE B MITCHELL MD, INC		2	4	67%	6
MEDICAL CENTER AT OCEAN REEF		1	5	83%	6
AMERICAN HEALTH ASSOC. LABORATORY SOUTH		4	2	33%	6
ADVENTHEALTH MEDICAL GROUP INTERNAL MEDICINE AT		2	4	67%	6
ALL4KIDZ PEDIATRICS LLC		3	3	50%	6
MINUTE CLINIC DIAGNOSTIC OF VIRGINIA, LLC #7543		6			6
New York Harbor Harbor HCS - Brooklyn Campus		6			6
URGENT TEAM - MUSCLE SHOALS		6			6
CVS MA594POCT FALMOUTH		5	1	17%	6
DEPARTMENT OF HEALTH AND HUMAN SERVICES STATE OF NEW HAMPSHIRE			6	100%	6
MINUTECLINIC DIAGNOSTIC OF TN PC #442		4	2	33%	6
Advanced Care Center			6	100%	6
MINUTECLINIC MINUTECLINIC #921		6			6
MINUTECLINIC LLC #5041		2	4	67%	6
PALM HARBOR DERMATOLOGY		4	2	33%	6
MINUTECLINIC, LLC #09202		5	1	17%	6
PHYSICIANS FOR CHILDREN			6	100%	6
FIRST COAST CARDIOVASCULAR INSTITUTE PA			6	100%	6
CVS TN4624POCT KNOXVILLE		5	1	17%	6
CLINICAL CARE ASSOCIATES			6	100%	6
CVS NJ836POCT RUNNEMEDE		6			6
ARLINGTON OF NAPLES		6			6
CVS PA813POCT RICHBORO		6			6
LOS ALAMOS NATIONAL LABORATORY		6			6
MEDEXPRESS URGENT CARE - WEIRTON		6			6
VIERA PEDIATRICS		1	5	83%	6
CVS PA1296POCT DREXEL HILL		4	2	33%	6
PHYSICIANS URGENT CARE BERRY FARMS		4	2	33%	6

COVID-19: testing by laboratory

Data through Apr 7, 2021 verified as of Apr 8, 2021 at 09:25 AM

Data in this report are provisional and subject to change.

The numbers in the table below represent the number of Florida and non-Florida residents for whom test results were received by the Department of Health. A person can be tested by more than one laboratory and can have both positive and negative results. **Therefore, the sum of the numbers in each column will be larger than the total number of people tested.**

Reporting lab	Inconclusive	Negative	Positive	Percent positive	Total
LAKEVIEW TERRACE HOME HEALTH SERVICES LLC			6	100%	6
BNR PHARMACY INC		6			6
CARESOUTH HHA HOLDINGS OF THE BAY AREA LLC□		6			6
RIVER CITY PRIMARY AND URGENT CARE			6	100%	6
REDMED OF CROSSTOWN		3	3	50%	6
IAN C BOYKIN MD		4	2	33%	6
MD NOW MEDICAL CENTER			6	100%	6
AARK LABORATORY		6			6
STATEN ISLAND CHAI CARE		5	1	17%	6
DIXIE COUNTY EMERGENCY SERVICES			6	100%	6
COVID TESTING LLC			6	100%	6
CURATIVE CARE CENTER INC		1	5	83%	6
CVS MA6505POCT NEWTON		6			6
UNIVERSITY OF MIAMI / SCCC RESEARCH LABORATORY			5	100%	5
MEDICAL UNIVERSITY SC HOSPITAL			5	100%	5
MINUTECLINIC DIAGNOSTIC OF PENNSYLVANIA, LLD #1545		5			5
KETTERING HEALTH			5	100%	5
WINCHESTER MEDICAL CENTER			5	100%	5
CHAMPLAIN VALLEY PHYSICIANS HOSPITAL		3	2	40%	5
MEDEXPRESS URGENT CARE - BECKLEY CROSS		4	1	20%	5
MD NOW MEDICAL CENTER INC			5	100%	5
WESTMINSTER SHORES			5	100%	5
KEYSTONE REHABILITATION AND HEALTH CENTER		1	4	80%	5
CLEVELAND CLINIC MARTIN HEALTH NURSING & RESTORATIVE		5			5
LABS PLUS LLC		5			5
MINUTECLINIC DIAG OF IND LLC #1138		4	1	20%	5
PREMIER MEDICAL LABORATORY	1	2	2	40%	5
PREMIER PEDIATRICS		1	4	80%	5
CVS IN3975POCT JEFFERSONVILLE		3	2	40%	5
OURMED		4	1	20%	5
TRUSTBRIDGE			5	100%	5
MEDEXPRESS URGENT CARE MURRYSVILLE		3	2	40%	5
MINUTECLINIC LLC # 3401		5			5
BOROPARK URGENT CARE		4	1	20%	5
MEDICAL CENTER OF BLOUNTSTOWN			5	100%	5
Kroger 099 - The Little Clinic Fort Collins		5			5
SONATA VERO BEACH		5			5
NOVANT HEALTH UVA		2	3	60%	5
BROWNE MEDICAL LLC		3	2	40%	5
UCF STUDENT HEALTH SERVICES LABORATORY		2	3	60%	5
CYPRESS CREEK MEDICAL CENTER			5	100%	5
SOUTH BEND MEDICAL FOUNDATION			5	100%	5
ST BARNABAS HOSPITAL		5			5
APOLLO GARDENS RETIREMENT RESIDENCE CARE		5			5
Hillspring of Springboro		5			5
GREENVILLE MEMORIAL HOSPITAL LAB			5	100%	5
URGENT TEAM - NASHVILLE		5			5

COVID-19: testing by laboratory

Data through Apr 7, 2021 verified as of Apr 8, 2021 at 09:25 AM

Data in this report are provisional and subject to change.

The numbers in the table below represent the number of Florida and non-Florida residents for whom test results were received by the Department of Health. A person can be tested by more than one laboratory and can have both positive and negative results. **Therefore, the sum of the numbers in each column will be larger than the total number of people tested.**

Reporting lab	Inconclusive	Negative	Positive	Percent positive	Total
EASTCHESTER PEDIATRIC MEDICAL GROUP		5			5
AHC Decatur County		5			5
NORTH DADE NURSING AND REHABILITATION CENTER			5	100%	5
CVS MA447POCT NORTHAMPTON		3	2	40%	5
BAPTIST HOSPITAL EMPLOYEE HEALTH OFF			5	100%	5
RIVERVIEW ALF OPERATOR LLC			5	100%	5
KAILOS GENETICS INC		3	2	40%	5
PM PEDIATRICS OF SELDEN		3	2	40%	5
INNOVATIVE COVID-DIVERSEY			5	100%	5
ENT AND ALLERGY ASSOCIATES OF FLORIDA, LLC			5	100%	5
COLUMBIA MEMORIAL HOSPITAL LABORATORY		5			5
SEASIDE MANOR			5	100%	5
VEIL VALLEY MEDICAL CENTER			5	100%	5
INDIANA STATE DEPARTMENT OF HEALTH LABORATORIES			5	100%	5
ST VINCENTS AMBULATORY CARE INC		3	2	40%	5
CVS IN8669POCT INDIANAPOLIS		4	1	20%	5
DIAMOND SPEEDWAY DIALYSIS		1	4	80%	5
CLINICAL PATHOLOGY LABORATORIES			5	100%	5
CVS ME329POCT PORTLAND		5			5
SJH			5	100%	5
ADVICE FOR OPTIMAL WELLNESS		2	3	60%	5
EAST CENTRAL FLORIDA OUT PATIENT IMAGING			5	100%	5
XRL SXF REF LAB		5			5
CVS MINUTE CLINIC DIAGNOSTIC MED GRP OF CAL		5			5
CVS PA10034POCT PITTSBURGH		5			5
CVS MA2172POCT NORTH GRAFTON		5			5
MEDEXPRESS URGENT CARE - WILLIAMSPORT		4	1	20%	5
HAWTHORNE HEALTH AND REHABILITATION			5	100%	5
NORTHPORT MEDICAL CENTER LAB		5			5
COPELAND MEDICAL CLINIC		3	2	40%	5
CHIEFLAND MEDICAL CENTER LLC			5	100%	5
CVS NC2771POCT CLAYTON		4	1	20%	5
PIEDMONT HOSPITAL LAB			5	100%	5
SCIENCE CARE			5	100%	5
CVS NC3853POCT BURLINGTON		4	1	20%	5
CVS OH2518POCT COLUMBUS		4	1	20%	5
REELFOOT FAMILY WALK IN CLINIC		4	1	20%	5
CVS SC5479POCT INDIAN LAND		5			5
ABSOLUTE HEALTH		5			5
MIAMI CANCER INSTITUTE			5	100%	5
WHITE WILSON MEDICAL CENTER - FWB		1	4	80%	5
CARL R DARNALL ARMY MEDICAL CENTER			5	100%	5
INDIAN RIVER PRIMARY CARE PA		5			5
MINUTECLINIC MINUTECLINIC #3665		5			5
NORTHSIDE GWINNETT HOSPITAL		4	1	20%	5
OPTUMCARE FLORIDA, LLC		3	2	40%	5
ARKANSAS DEPARTMENT OF HEALTH			5	100%	5

COVID-19: testing by laboratory

Data through Apr 7, 2021 verified as of Apr 8, 2021 at 09:25 AM

Data in this report are provisional and subject to change.

The numbers in the table below represent the number of Florida and non-Florida residents for whom test results were received by the Department of Health. A person can be tested by more than one laboratory and can have both positive and negative results. **Therefore, the sum of the numbers in each column will be larger than the total number of people tested.**

Reporting lab	Inconclusive	Negative	Positive	Percent positive	Total
RIO PINAR HEALTH CARE			5	100%	5
THE DOCTORS CENTER HEALTHCARE-SOUTHSIDE		1	4	80%	5
AUGUSTA HEALTH			5	100%	5
WILSON PEDIATRICS			5	100%	5
CVS NC3803POCT MOORESVILLE		5			5
MEDEXPRESS URGENT CARE- COLUMBIA HEIGH		5			5
ATLANTIC SURGERY CENTER OF JACKSONVILLE BEACH		5			5
QUALITY MEDICAL CARE			5	100%	5
PEDIATRICS OF ALTAMONTE		5			5
GENTLE HANDS MOBILE PHLEBOTOMY			5	100%	5
CVS OH10893POCT PARMA		2	3	60%	5
CARENOW URGENT CARE - CENTRAL AUSTIN		1	4	80%	5
Life Care Center of Estero			5	100%	5
Army Residence Community		5			5
WALGREENS #04176		3	2	40%	5
ADVENTHEALTH CAR CENTER APOPKA			5	100%	5
MINUTECLINIC # 21110		3	2	40%	5
MINUTECLINIC, LLC, DBA MINUTECLINIC #4		5			5
AEL KNOXVILLE			5	100%	5
Hiawatha Care Center		5			5
SIGNATURE URGENT CARE			5	100%	5
PHYSICIANS IMMEDIATE CARE ELGIN			5	100%	5
OCHSNER MEDICAL CENTER			5	100%	5
BAPTIST HEALTH - TOWN CENTER			5	100%	5
PEDIATRICS OF CENTRAL FLORIDA – POINCIANA		3	2	40%	5
MEDEXPRESS URGENT CARE - MBURG COMMONS		5			5
MINUTECLINIC #2797		5			5
MINUTECLINIC DIAG OF IND, LLC #8645		5			5
NONA PEDIATRIC CENTER			5	100%	5
EGL GENETICS DIAGNOSTICS			5	100%	5
FINLAY		1	4	80%	5
MEDEXPRESS - COLLINSVILLE BELT LINE		3	2	40%	5
HILLSBOROUGH COUNTY HEALTH DEPARTMENT			5	100%	5
DOCS URGENT CARE		1	4	80%	5
PAUL GRECO MD CONCIERGE MEDICAL SERVICES PL		5			5
INVERNESS FAMILY CARE HIGH RISK PLLC			5	100%	5
OWL NOW URGENT CARE			5	100%	5
BIOTECH CLINICAL LABORATORY			5	100%	5
ST JOHNS BIOMEDICAL LAB		5			5
QUEST DIAGNOSTICS PSC		1	4	80%	5
JACKSON SOUTH COMMUNITY HOSPITAL LAB			5	100%	5
PARADIGM LABORATORIES			5	100%	5
CVS MD1515POCT LEONARDTOWN		4	1	20%	5
LAKE MARY HEALTH AND REHABILITATION CENTER		1	4	80%	5
UNIVERSITY OF CHICAGO MEDICAL CENTER LAB			5	100%	5
FORSYTH HOUSE			5	100%	5
RURAL HEALTH CARE INC			5	100%	5

COVID-19: testing by laboratory

Data through Apr 7, 2021 verified as of Apr 8, 2021 at 09:25 AM

Data in this report are provisional and subject to change.

The numbers in the table below represent the number of Florida and non-Florida residents for whom test results were received by the Department of Health. A person can be tested by more than one laboratory and can have both positive and negative results. **Therefore, the sum of the numbers in each column will be larger than the total number of people tested.**

Reporting lab	Inconclusive	Negative	Positive	Percent positive	Total
MEDEXPRESS URGENT CARE - LOGAN		5			5
FIFTH AVENUE PEDIATRICS		3	2	40%	5
SUTTER TRACY COMMUNITY HOSPITAL			5	100%	5
MINUTECLINIC DIAGNOSTIC OF SC, LLC #4		5			5
CVS SC1540POCT MYRTLE BEACH		4	1	20%	5
OHIO DEPARTMENT OF HEALTH			5	100%	5
GULF COAST VETERANS HCS PANAMA CITY OPC		5			5
MINUTECLINIC, LLC #07852		4	1	20%	5
URGENT CARE OF ERWIN		5			5
STEUBEN COUNTY PUBLIC HEALTH		5			5
WOODHULL MEDICAL AND MENTAL HEALTH CTR		5			5
REHABILITATION CENTER AT JUPITER GARDENS		5			5
EAST BANK HOSPITAL - UNIVERSITY OF MINNESOTA MEDICAL CENTER			5	100%	5
MINUTECLINIC DIAG OF IND, LLC #6553		5			5
SAFETY HARBOR SENIOR LIVING			5	100%	5
RELIANT IMMUNE DIAGNOSTICS			5	100%	5
CVS MA1095POCT AMHERST		4	1	20%	5
MINUTECLINIC, LLC #1431		4	1	20%	5
Walker BaptistMedCtr		4	1	20%	5
EAST SIDE CLINICAL LABORATORY		4	1	20%	5
CELEBRATION PEDIATRICS PA			5	100%	5
AMERICAN MEDICAL RESPONSE - DENVER		2	3	60%	5
MINUTECLINIC DIAGNOSTIC OF OHIO #2964		5			5
ALLIANCE FOR MULTISPECIALTY RESEARCH		5			5
Kroger 449 - The Little Clinic Mountain Park		4	1	20%	5
INTERNAL MEDICINE & PRIMARY CARE ASSOCIATES, PLC			5	100%	5
MEDEXPRESS URGENT CARE - FREDERICK		5			5
MCKENZIE-WILLAMETTE MEDICAL CENTER LAB		5			5
PRINCIPLE HOSPICE SERVICE, LLC			5	100%	5
WEST PACIFIC MEDICAL LABORATORY			5	100%	5
Bon Secours Place		4	1	20%	5
FLORIDA PRIMARY & SPECIALTY CARE		5			5
CENTRAL JERSEY URGENT CARE		5			5
MEDEXPRESS URGENT CARE - MOUNTAIN HOME		4	1	20%	5
MINUTECLINIC DIAG OF IND, LLC #6910		5			5
MARTHA A PRICE MD PA		2	3	60%	5
MOUNT SINAI BROOKLYN LABORATORY		4	1	20%	5
SANTOS REHABILITATION CENTER INC			5	100%	5
UF HEALTH PATHOLOGY LABORATORIES			5	100%	5
PEDIATRIC URGENT HEALTH CARE			5	100%	5
SUNSHINE STATE DIALYSIS			5	100%	5
SOUTHERN OCEAN MEDICAL CENTER		5			5
ADVANCED PEDIATRICS OF BOCA LLC			5	100%	5
UPMC HEALTH SYSTEM		4	1	20%	5
HENDRY/GLADES COUNTY HEALTH DEPARTMENT		4	1	20%	5
ELITE CARE			5	100%	5
PRL NYC PANDEMIC RESPONSE LAB			5	100%	5

COVID-19: testing by laboratory

Data through Apr 7, 2021 verified as of Apr 8, 2021 at 09:25 AM

Data in this report are provisional and subject to change.

The numbers in the table below represent the number of Florida and non-Florida residents for whom test results were received by the Department of Health. A person can be tested by more than one laboratory and can have both positive and negative results. **Therefore, the sum of the numbers in each column will be larger than the total number of people tested.**

Reporting lab	Inconclusive	Negative	Positive	Percent positive	Total
ELDER ALTERNATIVES INC		3	2	40%	5
BAYSIDE URGENT CARE CENTER INC			5	100%	5
MERCY URGENT CARE			5	100%	5
MINUTECLINIC DIAGNOSTIC OF OHIO #6147		4	1	20%	5
CVS CA9606POCT TEMECULA		5			5
PALATKA VA CBOC		4	1	20%	5
HEALTHCARE NETWORK OF SOUTHWEST FLORIDA			5	100%	5
LEHIGH REGIONAL MEDICAL CENTER LABORATORY		3	2	40%	5
MANATEE COUNTY JAIL		4	1	20%	5
LIVING WATERS MEDICAL CENTER			5	100%	5
NIBHA MEDIRATTA MD PL			5	100%	5
THONOTOSASSA COMMUNITY HEALTH CENTER		1	4	80%	5
MILLER COUNTY HOSPITAL		5			5
DISCOVERY VILLAGE AT STUART		2	3	60%	5
CAPE COD HOSPITAL			5	100%	5
FLORIDA DEPARTMENT OF HEALTH - INVERNESS		3	2	40%	5
TANNER MEDICAL CENTER EAST AL		5			5
CVS MA1845POCT WILMINGTON		4	1	20%	5
WATERTOWN URGENT CARE PLLC		5			5
PRINCETON BMC LABORATORY		5			5
QUATRACOR PLLC		5			5
PRECISION DIAGNOSTICS INC - NJ		5			5
REGIONAL MEDICAL CENTER BAYONET POINT			5	100%	5
FLAGLER HEALTH SERVICES INC			5	100%	5
COMMONS AT ORLANDO LUTHERAN TOWERS SNF			5	100%	5
FAMILY TREE DNA			5	100%	5
OCCMED SOLUTIONS		2	3	60%	5
QUINTON MEMORIAL HEALTH CARE CENTER		5			5
ALPHADERA LABS, LLC			5	100%	5
FRESENIUS MEDICAL CARE			5	100%	5
ADVENTHEALTH MEDICALGROUP PEDIATRICS AT ORLANDO		5			5
INVESCLINIC US, LLC		5			5
THE CLINIC OF PEDIATRICS & GI MEDICINE, INC			5	100%	5
NORTH SHORE HEMATOLOGY-ONCOLOGY ASSOCIATES, PC		5			5
FRANCES WARDE MEDICAL LABORATORY		2	3	60%	5
FOUNDCARE, INC			5	100%	5
MD ANDERSON CANCER CENTER DI BAY AREA			5	100%	5
Enterprise Health and Rehabilitation Center		5			5
MEDEXPRESS URGENT CARE FOX CHAPEL		5			5
MINUTECLINIC, LLC #1452		5			5
MID - FLORIDA PATHOLOGY LLC		1	4	80%	5
BEACH HOUSE		5			5
UW MEDICINE VIROLOGY LAB			5	100%	5
PRECISION LABS LLC		2	3	60%	5
MY WELLNESS EXPRESS			5	100%	5
CVS MA1852POCT MEDWAY		5			5
MEDEXPRESS URGENT CARE LAVALE		5			5

COVID-19: testing by laboratory

Data through Apr 7, 2021 verified as of Apr 8, 2021 at 09:25 AM

Data in this report are provisional and subject to change.

The numbers in the table below represent the number of Florida and non-Florida residents for whom test results were received by the Department of Health. A person can be tested by more than one laboratory and can have both positive and negative results. **Therefore, the sum of the numbers in each column will be larger than the total number of people tested.**

Reporting lab	Inconclusive	Negative	Positive	Percent positive	Total
MEDEXPRESS - WILMINGTON CONCORD PIKE		4	1	20%	5
Highland Pines Health and Rehab		5			5
CAREHERE LCS- EUSTIS			5	100%	5
DEPARTMENT OF HEALTH AND HUMAN SERVICES LANSING			5	100%	5
SEACOAST PATHOLOGY PROFESSIONAL ASSOC		5			5
URGENT MED INC		3	2	40%	5
MEDEXPRESS URGENT CARE HUNTINGTON		5			5
OHSU MOLECULAR MICROBIOLOGY LAB		4	1	20%	5
Robert Wood Johnson University Hospital		4	1	20%	5
NHC HealthCare Anniston		5			5
ARC POINT LABS OF AUSTIN NORTH			5	100%	5
PELICAN LANDING		1	4	80%	5
MEASE CONTINUING CARE		3	2	40%	5
Kennedy University Hospital		5			5
UNIVERISTY OF MEMPHIS ATHLETIC TRAINI		5			5
MIAMI MEDICAL CONSULTANT PA			5	100%	5
ADVENT HEALTH - TUSKAWILLA		4	1	20%	5
FLORIDA HOSPITAL LAKE MARY		5			5
MIZELL MEMORIAL HOSPITAL			5	100%	5
JOHN T MACKAY MD			5	100%	5
MINUTECLINIC, LLC #7139		5			5
CITRUS HEALTH NETWORK INC		2	3	60%	5
MAINE DEPARTMENT OF HEALTH AND HUMAN SERVICES			5	100%	5
THE LITTLE CLINIC			5	100%	5
LAFAYETTE NURSING AND REHAB			5	100%	5
LIFEPLUS HEALTHCARE GROUP INC		5			5
AHMG LAKE NONA PRIMARY CARE		5			5
TGH URGENT CARE – WESTCHASE			5	100%	5
ORLANDO HEALTH PHYSICIAN GROUP			5	100%	5
BAYCARE MEDICAL GROUP, INC		5			5
MINUTE CLINIC, LLC #1434		5			5
CVS IL8751POCT CHICAGO		5			5
PUTNAM HOSPITAL CENTER LABORATORY		5			5
BAYSHORE LABORATORY		4	1	20%	5
CFP PHYSICIANS GROUP			5	100%	5
MINNESOTA DEPARTMENT OF HEALTH PUBLIC HEALTH LABORATORY DIVISION	1		4	80%	5
PINECREST PEDIATRICS GROUP LLC			5	100%	5
MORGAN STANLEY HEALTH CENTER		5			5
FLORIDA PRIMARY CARE AND SPORTS MEDICINE INC		2	3	60%	5
FLORIDA CLINICAL LABORATORY - BIOREFERENCE LABORATORIES		2	3	60%	5
MC DIAGNOSTIC OF CONNECTICUT, PC #114		5			5
BLUETAIL MEDICAL GROUP, LLC		4	1	20%	5
CVS NV408817POCT LAS VEGAS		1	4	80%	5
RUSH UNIVERSITY MEDICAL CENTER LABORATORY			5	100%	5
VILLAGES HEALTH, THE		4	1	20%	5
CVS NJ862POCT MARLBORO		5			5
DICKSON MEDICAL ASSOCIATES PC PATH LAB		4	1	20%	5

COVID-19: testing by laboratory

Data through Apr 7, 2021 verified as of Apr 8, 2021 at 09:25 AM

Data in this report are provisional and subject to change.

The numbers in the table below represent the number of Florida and non-Florida residents for whom test results were received by the Department of Health. A person can be tested by more than one laboratory and can have both positive and negative results. **Therefore, the sum of the numbers in each column will be larger than the total number of people tested.**

Reporting lab	Inconclusive	Negative	Positive	Percent positive	Total
LABCORP UNSPECIFIED		5			5
LEE COMMUNITY HEALTHCARE INC DUNBAR		5			5
LAKEVIEW HEALTHCARE SYSTEM LLC			5	100%	5
CVS PA1379POCT LANSDALE		5			5
FHPG FAMILY MEDICAL CENTER OF TAMPA BAY		1	4	80%	5
MASSASHUSETTS STATE LAB INSTITUTE		2	3	60%	5
AHF PUBLIC HEALTH LABORATORY			5	100%	5
OMNICARE PHARMACY OFTEXAS 1, LP DBA OMNICARE		5			5
ELITE MEDICAL CENTER		1	4	80%	5
NORTHWOOD UNIVERSITY-BENNETT SPORTS CENTER		5			5
SOUTH FLORIDA FAMILY HEALTH & RESEARCH CTR			5	100%	5
DIAGNOSTECHS		4	1	20%	5
CVS TX10140POCT THE WOODLANDS		5			5
JOE DIMAGGIO CHILDREN'S HOSPITAL		1	4	80%	5
FRESENIUS KIDNEY CARE SOUTH ORLANDO			5	100%	5
LAKE NONA PEDIATRICS IN ASSOCIATION WITH NEMOURS		5			5
CVS HEALTH, #1994		4	1	20%	5
TALLAHASSEE MEMORIAL HEALTHCARE			5	100%	5
INFECTION CONTROL/ EMPHEALTH		3	2	40%	5
CVS AZ10150POCT PHOENIX		4	1	20%	5
JUPITER ISLAND MEDICAL CLINIC INC		5			5
COOPER HOSPITAL/UNIVERSITY MEDICAL		5			5
CELERION			5	100%	5
PM PEDIATRICS OF BAYSIDE PLLC		5			5
THE UNIVERSITY OF VERMONT MEDICAL CENTER		4	1	20%	5
NORTHERN MICHIGAN UNIVERSITY ATHLETICS		5			5
CVS TN7698POCT KNOXVILLE		5			5
CVS TX7821POCT LEAGUE CITY		5			5
HENDRY REGIONAL CONVENIENT CARE CENTER			5	100%	5
CLINICAL CARE INC			5	100%	5
DAVENPORT PEDIATRICS PA		1	4	80%	5
LPG PEDIATRICS AT CAPE CORAL		5			5
CVS TX5877POCT PEARLAND		5			5
BROOKDALE NEW PORT RICHEY			5	100%	5
THE RETREAT AT PORT ORANGE			5	100%	5
RHEA MEDICAL CENTER		5			5
LAKE COUNTY DETENTION CENTER		3	2	40%	5
URGENT CARE COASTAL GA			5	100%	5
MINUTECLINIC DIAG OF IND LLC #6840		5			5
PATIENT FIRST - LEESBURG			5	100%	5
CVS CT750POCT ENFIELD		4			4
Heartland of Boynton Beach			4	100%	4
SUMNER REGIONAL MEDICAL CENTER		3	1	25%	4
Crowne Health Care of Greenville		4			4
CVS AZ5026POCT MESA		4			4
CAPTAIN JAMES A. LOVELL FEDERAL HEALTHCARE CENTER			4	100%	4
SunTerrace Health Care Center		3	1	25%	4

COVID-19: testing by laboratory

Data through Apr 7, 2021 verified as of Apr 8, 2021 at 09:25 AM

Data in this report are provisional and subject to change.

The numbers in the table below represent the number of Florida and non-Florida residents for whom test results were received by the Department of Health. A person can be tested by more than one laboratory and can have both positive and negative results. **Therefore, the sum of the numbers in each column will be larger than the total number of people tested.**

Reporting lab	Inconclusive	Negative	Positive	Percent positive	Total
MEDEXPRESS URGENT CARE - SUMMERSVILLE, WEBSTER RD		4			4
Marian Manor, Inc		4			4
BELLIN HEALTH LAB		1	3	75%	4
MD NOW URGENT CARE - DELRAY WEST			4	100%	4
PM PEDIATRICS OF SELDEN PLLC		4			4
Calusa Harbour			4	100%	4
AHC of Mckenzie		4			4
CONSOLIDATED LABORATORY SERVICES			4	100%	4
COVENIENT CARE MEDICAL CLINIC			4	100%	4
JOHNNIE RUTH CLARKE LAB			4	100%	4
PHYSICIANS QUALITY CARE			4	100%	4
CORIZON HEALTH INC			4	100%	4
MINUTECLINIC DIAGNOSTIC MED GRP OF SAN		3	1	25%	4
UF HEALTH PATHOLOGY LABORATORIES			4	100%	4
MEDEXPRESS URGENT CARE - WESTFIELD, E MAIN ST		3	1	25%	4
ADVENTHEALTH MEDICAL GROUP COMMUNITY MEDICINE		3	1	25%	4
WELLMED AT FORT PIERCE		2	2	50%	4
NHC HealthCare, Pulaski		4			4
CVS AZ9210POCT SCOTTSDALE		4			4
AURORA BAYCARE UROLOGY			4	100%	4
MEDICINE SHOPPE #1306 THE		3	1	25%	4
MEDEXPRESS URGENT CARE - WALDORF, CRAIN HWY		4			4
SIGNATURE CARE EMERGENCY CENTER		2	2	50%	4
LOUISIANA DEPT. OF HEALTH AND HOSPITALS-INFECTIOUS DISEASE EPI SECTION			4	100%	4
ADVENTHEALTH MEDICAL GROUP INTERNAL MEDICINE		3	1	25%	4
MEDEXPRESS URGENT CARE - TEAYS VALLEY		3	1	25%	4
CVS MA507POCT LEOMINSTER		3	1	25%	4
LATCHER LABORATORY OF A O FOX MEMORIAL		2	2	50%	4
GERALD CHAMPION REGIONAL MEDICAL CENTE		4			4
CVS PA258POCT MCKEES ROCKS		4			4
Kroger 124 - The Little Clinic University		3	1	25%	4
LAKESIDE HOSPITAL BELLE GLADE			4	100%	4
MINUTE-CLINIC DIAGNOSTIC OF VIRGINIA, LLC #3949		4			4
BAPTIST HEALTH MEDICAL CENTER			4	100%	4
CLINICAL CARE CENTER, INC			4	100%	4
CVS SC2250POCT COLUMBIA		4			4
FCHC (OB)-DARWIN SQUARE CTR.			4	100%	4
THE OASIS ALF		4			4
WYOMING PUBLIC HEALTH LAB			4	100%	4
ROAN DRUG COMPANY LLC		4			4
CVS CA8850POCT HUNTINGTON BEACH		3	1	25%	4
CVS GA2279POCT SUWANEE		4			4
FAMILY MEDICINE AT WATERMAN		4			4
CENTRAL FLORIDA INTERNAL OCCUPATIONAL AND		4			4
Health Care Center of Jacksonville			4	100%	4
NEW YORK PHYSICIANS LLP		4			4
WALGREENS #03287		4			4

COVID-19: testing by laboratory

Data through Apr 7, 2021 verified as of Apr 8, 2021 at 09:25 AM

Data in this report are provisional and subject to change.

The numbers in the table below represent the number of Florida and non-Florida residents for whom test results were received by the Department of Health. A person can be tested by more than one laboratory and can have both positive and negative results. **Therefore, the sum of the numbers in each column will be larger than the total number of people tested.**

Reporting lab	Inconclusive	Negative	Positive	Percent positive	Total
WINDER NURSING INC DBA WINDER HEALTH CARE		4			4
MEMORIAL HEALTHCARE SYSTEM		1	3	75%	4
BETHPAGE MEDICAL PLLC		4			4
RAS MEDICAL SOLUTIONS, LLC		3	1	25%	4
CAPITAL HEALTH LABORATORY INC			4	100%	4
IMA MEDICAL CENTER OF OVIEDO			4	100%	4
MEDEXPRESS URGENT CARE PLEASANT HILLS		3	1	25%	4
PLAINVIEW PRIMARY CARE		4			4
SKYLINE UROLOGY		4			4
Metro West Nursing and Rehab			4	100%	4
REMEDY URGENT CLINIC		2	2	50%	4
HEALTHQUEST, INC		3	1	25%	4
Kroger 895 - The Little Clinic Green Hills		4			4
WELLSTAR ATLANTA MEDICAL CENTER LABORA		4			4
NORTH OKALOOSA CLINIC CORP		1	3	75%	4
MENORAH MANOR			4	100%	4
MEDEXPRESS URGENT CARE-SCOTT TOWNSHIP		3	1	25%	4
GO PATH LABORATORIES			4	100%	4
Kroger 125 - The Little Clinic Castle Rock		3	1	25%	4
PINELLAS POINT NURSING AND REHAB			4	100%	4
MINNESOTA DEPARTMENT OF HEALTH LABORATORY	1		3	75%	4
DERMATOLOGY SPECIALISTS OF FL - DR. JON WARD			4	100%	4
INFINITI LABS INC			4	100%	4
MEDICAL CENTER ENTERPRISE			4	100%	4
CVS IN7653POCT EVANSVILLE		3	1	25%	4
SIGNATURE CARE MONTROSE		2	2	50%	4
ADVANCED URGENT CARE LLC		1	3	75%	4
MAILBOX DIAGNOSTICS		2	2	50%	4
LB Broen Home		4			4
Millennium Nursing & Rehab Center		4			4
PREMIER PEDIATRICS LLC			4	100%	4
MEDEXPRESS URGENT CARE - WEST ST PAUL, ROBERT ST S		3	1	25%	4
MONROE COUNTY DEPT OF PUBLIC HEALTH ST		4			4
AIRPORT CLINIC			4	100%	4
DEPARTMENT OF HEALTH AND HUMAN SERVICES DIVISION OF BEHAVIORAL HEALTH		1	3	75%	4
CVS MN6811POCT PLYMOUTH		4			4
LIFE CARE HOME HEALTH SERVICES LLC		1	3	75%	4
NATURE COAST PRIMARY CARE LAB LLC		1	3	75%	4
LEON MEDICAL CENTERS, LLC			4	100%	4
CLINICAL LABORATORIES OF THE BUFFALO		3	1	25%	4
CVS SC4122POCT TAYLORS		4			4
NDX-CORE LAB			4	100%	4
UNIVERSITY OF MIAMI STUDENT HEALTH SERVICE			4	100%	4
SACRED HEART HEALTH SYSTEMS INC			4	100%	4
MEDEXPRESS URGENT CARE - TULSA, S YALE AVE		4			4
ANY LAB TEST FAST CORP		3	1	25%	4
H/L of WEst AShley Rhabilitation and Nursing Center		4			4

COVID-19: testing by laboratory

Data through Apr 7, 2021 verified as of Apr 8, 2021 at 09:25 AM

Data in this report are provisional and subject to change.

The numbers in the table below represent the number of Florida and non-Florida residents for whom test results were received by the Department of Health. A person can be tested by more than one laboratory and can have both positive and negative results. **Therefore, the sum of the numbers in each column will be larger than the total number of people tested.**

Reporting lab	Inconclusive	Negative	Positive	Percent positive	Total
CULLMAN REGIONAL MEDICAL CENTER		3	1	25%	4
OHIO CVS STORES		3	1	25%	4
PARADISE VILLA ALF INCORPORATED		4			4
SOUTHEASTERN REGIONAL MEDICAL CENTER			4	100%	4
BENEVA LAKES HEALTHCARE & REHAB CENTER			4	100%	4
CVS CT718POCT ANSONIA		4			4
GASTROENTEROLOGY ASSOC OF PENSACOLA, PA		2	2	50%	4
MINUTECLINIC LLC (2335)		3	1	25%	4
SAVANNAH STATE UNIVERSITY, COUNSELING		4			4
SARASOTA PERSONAL MEDICINE		2	2	50%	4
SOUTHWESTERN REGIONAL MEDICAL CENTER - TULSA		4			4
BETHPAGE EXTENDED HOURS CENTER		4			4
CARENOW-LEBANON		2	2	50%	4
TMH PHYSICIAN PARTNERS SOUTHWOOD		1	3	75%	4
PARKWAY DRUGS OF ONEIDA COUNTY NORTH I		3	1	25%	4
GENEVA GENERAL HOSPITAL LABORATORY		3	1	25%	4
PDL PHARMACY CORP			4	100%	4
MARK HOANG MD PA			4	100%	4
DEACONESS HOSPITAL			4	100%	4
DEPARTMENT OF HEALTH/ NEW YORK			4	100%	4
OMNICARE PHARMACY OF TEXAS 1		4			4
NHC HealthCare, Cookeville		4			4
PALM BEACH CANCER INSTITUTE			4	100%	4
MINUTECLINIC DIAGNOSTIC OF WISCONSIN, LLC		4			4
DYNACARE LABORATORIES			4	100%	4
PHOEBE PUTNEY MEMORIAL HOSPITAL		4			4
MEDEXPRESS URGENT CARE - KOKOMO		4			4
BLACK STALLION WALK IN AND EXERCISE CLINICS LLC		1	3	75%	4
DTR LABS		3	1	25%	4
UNION CITY MANOR NURSING CENTER		4			4
GENUS DIAGNOSTICS			4	100%	4
FLORENCE - HUNTSVILLE HOSPITAL URGENT CARE		3	1	25%	4
DACH MAIN LAB			4	100%	4
REHABILITATION CENTER OF WINTER PARK,THE			4	100%	4
FLORIDA HEART AND VASCULAR			4	100%	4
CAREATC, INC.			4	100%	4
PATIENT FIRST - ALLENTOWN			4	100%	4
LAKE FOREST PARK OP CO LLC		4			4
ST LUCIE COUNTY HEALTH DEPARTMENT		3	1	25%	4
CAREWELL URGENT CARE			4	100%	4
MEDEXPRESS URGENT CARE - FORT SMITH		4			4
URGENT CARE - OCONEE		2	2	50%	4
JOSEPH SCHENKER MD PC		4			4
NORTHSIDE HOSPITAL- CHEROKEE		3	1	25%	4
SINAI PLAZA NURSING AND REHAB CENTER			4	100%	4
ST. MARY'S HOSPITAL			4	100%	4
TARPON SPRINGS PEDIATRICS, LLC			4	100%	4

COVID-19: testing by laboratory

Data through Apr 7, 2021 verified as of Apr 8, 2021 at 09:25 AM

Data in this report are provisional and subject to change.

The numbers in the table below represent the number of Florida and non-Florida residents for whom test results were received by the Department of Health. A person can be tested by more than one laboratory and can have both positive and negative results. **Therefore, the sum of the numbers in each column will be larger than the total number of people tested.**

Reporting lab	Inconclusive	Negative	Positive	Percent positive	Total
OVIEDO CHILDRENS HEALTH CENTER LLC		1	3	75%	4
MEDEXPRESS URGENT CARE-PASADENA		4			4
Kroger 752 - The Little Clinic Central Station		3	1	25%	4
Crowne Health Care of Montgomery		4			4
RIVER CITY MEDICAL ASSOCIATES INC			4	100%	4
MEDEXPRESS - NEW CASTLE, DUPONT HWY		4			4
MEDAC AT PORTERS NECK			4	100%	4
MEDEXPRESS URGENT CARE - WICHITA, S SENECA ST		2	2	50%	4
ARCPPOINT LABS OF ALTAMONTE SPRINGS		2	2	50%	4
CVS SC2269POCT COLUMBIA		3	1	25%	4
Chestnut Park Rehabilitation and Nursing Center		4			4
MINUTE CLINIC DIAGNOSTIC OF VIRGINIA, LLC #6292		3	1	25%	4
FALLSBURG CHAI		4			4
MINUTECLINIC DIAG OF IND, LLC #10190		4			4
CVS PA2688POCT COLLEGEVILLE		4			4
EPI			4	100%	4
MEDEXPRESS URGENT CARE- ALLISON PARK		2	2	50%	4
NEMOURS CHILDREN'S CLINIC			4	100%	4
CVS OH4499POCT LYNDHURST		2	2	50%	4
UNIVERSITY OF MICHIGAN		2	2	50%	4
MEADOWS AT CYPRESS GARDENS, THE		3	1	25%	4
CELAL GUROL ERBAY, MD			4	100%	4
Westminster Manor		3	1	25%	4
EXPRESS TESTING-ONE			4	100%	4
ASCENDI HOME HEALTH AGENCY INC			4	100%	4
CARENOW URGENT CARE - WINTER SPRINGS		3	1	25%	4
ALVARO J DANGOND MD PA		4			4
SMOKY MOUNTAIN URGENT CARE AND FAMILY MEDICINE CENTER			4	100%	4
MINUTECLIINIC DIAGNOSTIC OF NORTH CARO		4			4
UNIVERSITY OF WASHINGTON MEDICAL CENTER (UWMC) EMERGENCY DEPT.			4	100%	4
PRIMECARE		2	2	50%	4
MINUTECLINIC DIAGNOSTIC MED GRP OF ORA		3	1	25%	4
ACCESS RECOVERY SOLUTIONS LLC			4	100%	4
LUVERNE HEALTH AND REHABILITATION		4			4
FAMILY MEDICINE AT WINTER PARK			4	100%	4
INTRACOASTAL LABS INC		4			4
RELIANT ACUTE CARE			4	100%	4
PEACEHEALTH LABORATORIES		3	1	25%	4
CVS TX7288POCT DALLAS		4			4
BOND & STEELE CLINIC PA D/B/A BOND CLINIC PA		4			4
STONE CLINICAL LABORATORIES OF FL LLC		4			4
ASCENSION ST VINCENT'S MEDICAL CENTER		3	1	25%	4
WESLEY CHAPEL INTERNAL MEDICINE AND PEDIATRICS			4	100%	4
MINUTECLINIC DIAGNOSTIC OF OHIO #6139		4			4
ADVENTHEALTH GORDON		4			4
MEMORIAL HEALTH CARE SYSTEMS			4	100%	4
POWERS PEDIATRICS			4	100%	4

COVID-19: testing by laboratory

Data through Apr 7, 2021 verified as of Apr 8, 2021 at 09:25 AM

Data in this report are provisional and subject to change.

The numbers in the table below represent the number of Florida and non-Florida residents for whom test results were received by the Department of Health. A person can be tested by more than one laboratory and can have both positive and negative results. **Therefore, the sum of the numbers in each column will be larger than the total number of people tested.**

Reporting lab	Inconclusive	Negative	Positive	Percent positive	Total
CAREWELL 202			4	100%	4
CVS TX8387POCT AUSTIN		4			4
University Plaza Rehabilitation and Nursing			4	100%	4
INDUSTRY LAB DIAGNOSTIC PARTNERS			4	100%	4
TRIDENT BIOMETRICS		3	1	25%	4
BARRANCO CLINIC PA, THE	1	3			4
FHCP – ORMOND BEACH			4	100%	4
REGIONAL MEDICAL LAB			4	100%	4
MEDEXPRESS URGENT CARE - SOMERSET TOWNSHIP		4			4
PIEDMONT NEWNAN HOSPITAL		4			4
KENTUCKY CABINET FOR HEALTH AND FAMILY SERVICES			4	100%	4
HAMPTON ALF AT 24TH ROAD LLC			4	100%	4
Georgiana Health and Rehabilitation, LLC		4			4
FLORIDA HEALTHCARE PLAN			4	100%	4
Park Ridge Nursing Center		3	1	25%	4
MEDEXPRESS URGENT CARE, LANCASTER WEST		2	2	50%	4
GIEBEIG FAMILY MEDICINE PA			4	100%	4
NOT GIVEN		1	3	75%	4
GRADY MEMORIAL HOSPITAL/MICRO			4	100%	4
MEDEXPRESS URGENT CARE - LEDGEWOOD		3	1	25%	4
DISCOVERY VILLAGE AT DEERWOOD			4	100%	4
ENGLE CENTER FOR HEALTH SERVICES		4			4
FLORIDA CANCER SPECIALISTS AND RESEARCH		2	2	50%	4
BETHESDA HOSPITAL WEST BLOOD GAS LAB			4	100%	4
CVS MA1022POCT CAMBRIDGE		4			4
Bethany Health and Rehab		4			4
HELIX DIAGNOSTIX		1	3	75%	4
JFK INTERNAL MEDICINE FACULTY PRACTICE		2	2	50%	4
MINUTECLINIC DIAGNOSTIC OF MICHIGAN, P		4			4
COMMUNITY HEALTH CENTER OF WEST PALM BEACH			4	100%	4
CULLMAN REGIONAL URGENT CARE		3	1	25%	4
ARCPOINT LABS OF FORT LAUDERDALE, FL CENTRAL		1	3	75%	4
ADVENT HEALTH MEDICAL GROUP		3	1	25%	4
VIDANT MEDICAL CENTER			4	100%	4
Lakeside Oaks Care Center			4	100%	4
HAVEN CUSTEAD CARE CENTER		1	3	75%	4
CVS OH3393POCT AURORA		3	1	25%	4
BROOKDALE WEST BOYNTON BEACH		4			4
MINUTECLINIC DIAG OF IND LLC #1367		4			4
BAYLOR ESOTERIC AND MOLECULAR LAB			4	100%	4
MINUTECLINIC DIAGNOSTIC OF OHIO #5060		4			4
AIRCARE INTERNATIONAL		4			4
MEDEXPRESS URGENT CARE- FORT WORTH N T		4			4
CELEBRATION PEDIATRICS			4	100%	4
CVS MA394POCT SEEKONK		4			4
CENTERPLACE HEALTH, INC			4	100%	4
CVS PA1193POCT JENKINTOWN		4			4

COVID-19: testing by laboratory

Data through Apr 7, 2021 verified as of Apr 8, 2021 at 09:25 AM

Data in this report are provisional and subject to change.

The numbers in the table below represent the number of Florida and non-Florida residents for whom test results were received by the Department of Health. A person can be tested by more than one laboratory and can have both positive and negative results. **Therefore, the sum of the numbers in each column will be larger than the total number of people tested.**

Reporting lab	Inconclusive	Negative	Positive	Percent positive	Total
Mill Valley Care Center		4			4
INSTANT MEDICAL CARE CENTER		3	1	25%	4
SOUTH FLORIDA PEDIATRIC PARTNERS			4	100%	4
MINUTECLINIC, LLC #5707		4			4
APOPKA FAMILY HEALTH CENTER		3	1	25%	4
DEPARTMENT OF HEALTH AND HUMAN SERVICES		2	2	50%	4
SHARP MEMORIAL HOSPITAL MICROBIOLOGY DEPT			4	100%	4
LEESBURG REGIONAL MEDICAL CENTER URGENT CARE			4	100%	4
SONIC REFERENCE LABORATORY			4	100%	4
Willowbrooke Court at Country House		4			4
ST LUKES HOSPITAL LABORATORY		2	2	50%	4
VITAL CARE URGENT CARE			4	100%	4
PANCARE HEALTH YOUNGSTOWN			4	100%	4
BETTERMED URGENT CARE			4	100%	4
ENCOMPASS HOME HEALTH		4			4
ORANGE COUNTY HEALTH DEPARTMENT		2	2	50%	4
CONSULATE HEATH CARE AT WEST ALTAMONTE			4	100%	4
PILGRIM PHARMACY INC		4			4
MEDEXPRESS URGENT CARE - SOUTH PARKERSBURG		4			4
FLORIDA HEALTH CARE PLANS STIRLING CENTER			4	100%	4
LAKE MARY PEDIATRICS			4	100%	4
NEULIFE NEUROLOGICAL SERVICES LLC			4	100%	4
MINUTECLINIC DIAG OF IND, LLC #6472		4			4
MONROE URGENT CARE		3	1	25%	4
HOME DOCS		2	2	50%	4
MD ANDERSON			4	100%	4
MEDEXPRESS URGENT CARE, FAIRMONT		4			4
LIFEHOPE LABS			4	100%	4
CVS MA2297677CV BOSTON		4			4
UNC HOSPITAL/MCLENDON CLINICAL LABORATORIES			4	100%	4
TOXUSALABS DBA CONNECTDX LABS		3	1	25%	4
WOMEN'S CARE FLORIDA, LLC		4			4
MONTEFIORE MEDICAL CENTER LABS MONTEFIORE		3	1	25%	4
MEDEXPRESS - NEWARK		4			4
MEDEXPRESS URGENT CARE - WAXAHACHIE, N HIGHWAY 77		2	2	50%	4
CVS IN5696POCT FORT WAYNE		4			4
MEDFIRST URGENT CARE			4	100%	4
MIAMI COMMUNITY HEALTH CENTER INC		1	3	75%	4
ST PETE DIRECT PRIMARY CARE		2	2	50%	4
REFUGE A HEALING PLACE, THE			4	100%	4
MINUTECLINIC DIAG OF IND, LLC #6648		3	1	25%	4
MONTANA DEPARTMENT OF PUBLIC HEALTH & HUMAN SERVICES			4	100%	4
CHILDREN'S MEDICAL GROUP		4			4
MINUTECLINIC DIAGNOSTIC OF VIRGINIA, LLC		4			4
FAMILY MEDICAL CLINIC HOMESTEAD, LLC			4	100%	4
CVS OH6149POCT UPPER ARLINGTON		2	2	50%	4
CVS MO5655POCT LIBERTY		1	3	75%	4

COVID-19: testing by laboratory

Data through Apr 7, 2021 verified as of Apr 8, 2021 at 09:25 AM

Data in this report are provisional and subject to change.

The numbers in the table below represent the number of Florida and non-Florida residents for whom test results were received by the Department of Health. A person can be tested by more than one laboratory and can have both positive and negative results. **Therefore, the sum of the numbers in each column will be larger than the total number of people tested.**

Reporting lab	Inconclusive	Negative	Positive	Percent positive	Total
CLINICAL ASSOCIATES OF ORLANDO LLC		4			4
AFFINITY URGENT CARE			4	100%	4
Kroger 339 - The Little Clinic Highlands - Bardstown Road		4			4
PHYSICIANS IMMEDIATE CARE AURORA			4	100%	4
BUCKINGHAM PLACE ALF		4			4
AFTER HOURS PEDS			4	100%	4
WILLIAM A HINTON STATE LABORATORY INSTITUTE		1	3	75%	4
RUSSELL SAGE COLLEGE WELLNESS CENTER		4			4
MOBILE URGENT CARE			4	100%	4
MED EXPRESS URGENT CARE PC - MARYLAND		3	1	25%	4
MALABAR FAMILY PRACTICE		1	3	75%	4
Kroger 959 - The Little Clinic Carmel		4			4
WE CARE - CARNIVAL CRUISELINE		4			4
HCR ManorCare Greentree		4			4
SANFORD SOUTH UNIVERSITY		4			4
OKLAHOMA STATE UNIVERSITY DIAGNOSTIC LAB			4	100%	4
NYC PUBLIC HEALTH LABS			4	100%	4
MARSHFIELD LABORATORIES			4	100%	4
WELLMED AT APOLLO BEACH BLVD		2	2	50%	4
MEDEXPRESS URGENT CARE MARTINSBURG		2	2	50%	4
Kroger 186 - The Little Clinic Holiday Manor		3	1	25%	4
INTERMARKET FACILITY			4	100%	4
Sears Coastal Nursing and Rehab		4			4
DEPARTMENT OF PATHOLOGY ROME MEMORIAL		3	1	25%	4
COMMUNITY PHYSICIANS OF NORTH PORT PA			4	100%	4
Loretto Health and Rehabilitation Center		4			4
MEDEXPRESS URGENT CARE - MARKHAM STREE		3	1	25%	4
CVS MO10053POCT SAINT PETERS		4			4
OPTUM OF RED ROAD		4			4
HEART OF FLORIDA HEALTH CENTER INC		1	3	75%	4
ADVENTHEALTH MEDICAL GROUP PEDIATRICS		1	3	75%	4
PORT ORANGE NURSING & REHAB			4	100%	4
RML PHARMACY PC		4			4
CORTLAND REGIONAL MEDICAL CENTER		4			4
FLORIDA MEDICAL CLINIC -INTERNAL MED DADE CITY			4	100%	4
PRESBYTERIAN FAMILY HEALTHCARE-KASEMAN		4			4
CANDLER HOSPITAL PATHOLOGY LABORATORY		2	2	50%	4
CVS GA5622POCT DALLAS		3	1	25%	4
FISHERMEN'S HOSPITAL			4	100%	4
BARTON MEMORIAL HOSPITAL		3	1	25%	4
PM PEDIATRICS OF BAYSIDE, PLLC - MANHASSET		4			4
BIOTEST PLASMA CENTER		4			4
UNIVERISTY OF MIAMI			4	100%	4
SOUTH FLORIDA RESEARCH ORGANIZATION			4	100%	4
PANCARE HEALTH - PONCE DE LEON			4	100%	4
USCG SECTOR ST PETE		1	3	75%	4
MINUTECLINIC DIAGNOSTIC OF PENNSYLVAN		3	1	25%	4

COVID-19: testing by laboratory

Data through Apr 7, 2021 verified as of Apr 8, 2021 at 09:25 AM

Data in this report are provisional and subject to change.

The numbers in the table below represent the number of Florida and non-Florida residents for whom test results were received by the Department of Health. A person can be tested by more than one laboratory and can have both positive and negative results. **Therefore, the sum of the numbers in each column will be larger than the total number of people tested.**

Reporting lab	Inconclusive	Negative	Positive	Percent positive	Total
DEVANSH LAB WERKS		1	3	75%	4
WALGREENS #06416		4			4
Grace Rehabilitation of Vero Beach		4			4
HARBOUR ISLAND PEDIATRICS LLC			4	100%	4
IVY CREEK URGENT CARE OF ENTERPRISE			4	100%	4
MINUTECLINIC OF NEVADA-2955 S FT APACH		4			4
IMIC INC RESEARCH			4	100%	4
ManorCare Rehabilitation Center- Decatur		4			4
GILCHRIST COUNTY HEALTH DEPT			4	100%	4
ACCENT PHYSICIAN SPECIALISTS PA		4			4
HARBORCHASE OF VILLAGES CROSSING			4	100%	4
FLORIDA HOSPITAL ALTAMONTE		2	2	50%	4
SOUTHLAND SUITES OF LAKELAND			4	100%	4
AIREVAC INTERNATIONAL		4			4
COLONIAL MEDICAL CENTER-EAST ORLANDO			4	100%	4
ELIZABETH CITY HEALTH & REHABILITATION		4			4
URGENT CARE OF THE SMOKIES			4	100%	4
L3HARRIS FAMILY MEDICAL CENTER			4	100%	4
ADVENTHEALTH NEW SMYRNA BEACH COMMUNITY HEALTH			4	100%	4
FHPG TAMPA PRIMARY CARE			4	100%	4
CARE ONE PRIMARY CARE			4	100%	4
EXTENDICARE HEALTH & REHAB CENTER		4			4
TRUE HEALTH- HOFFNER		3	1	25%	4
WALGREENS #07034		4			4
CVS OH2342POCT WEST CHESTER		3	1	25%	4
ManorCare Health Services Camp Hill		4			4
State Lab Unspecifd			4	100%	4
GUTHRIE MEDICAL GROUP - CORNING		3	1	25%	4
HUNT CLUB MEDICAL CARE			4	100%	4
MICHIGAN HEALTH CLINIC LABORATORIES		3	1	25%	4
CRESTAR LABS		2	2	50%	4
CVS IL1170POCT JOLIET		4			4
Brookcrest Nursing Home		4			4
WALGREENS #3811		1	2	67%	3
CAREHERE LLC			3	100%	3
Huntington Health Care and Rehabilitation Center		3			3
LEGACY ER AND URGENT CARE			3	100%	3
AUSTIN PUBLIC HEALTH			3	100%	3
HELIX BIOMEDICS LLC			3	100%	3
EXCEL URGENT CARE OF NJ, LLC		1	2	67%	3
UVA HEALTH SYSTEM MEDICAL LABORATORIES			3	100%	3
VELOCITY CARE			3	100%	3
NATIONAL JEWISH HEALTH			3	100%	3
OPTUM PRIMARY CARE - SILVER LAKES			3	100%	3
CAMPAZZI CONCIERGE MEDICAL SERVICES		2	1	33%	3
PANCARE HEALTH - FRANKLIN CO			3	100%	3
ST. LUKE'S HOSPITAL - BETHLEHEM CAMPUS		1	2	67%	3

COVID-19: testing by laboratory

Data through Apr 7, 2021 verified as of Apr 8, 2021 at 09:25 AM

Data in this report are provisional and subject to change.

The numbers in the table below represent the number of Florida and non-Florida residents for whom test results were received by the Department of Health. A person can be tested by more than one laboratory and can have both positive and negative results. **Therefore, the sum of the numbers in each column will be larger than the total number of people tested.**

Reporting lab	Inconclusive	Negative	Positive	Percent positive	Total
LEESBURG COMMUNITY HEALTH CENTERS			3	100%	3
OHIO DEPARTMENT OF HEALTH LABORATORY		2	1	33%	3
CLARA MAASS TRANSITIONAL CARE UNIT		3			3
PHYSICIANS MEDICAL CENTER		3			3
TMH PHYSICIAN PARTNERS BLOUNTSTOWN			3	100%	3
PEDIATRICS BY THE SEA JOG RD OFFICE			3	100%	3
CCRX OF NORTH CAROLINA, LLC		2	1	33%	3
BNC Medical Investors, LLC Berrien Nursing & Rehabilitation Center		3			3
Kroger 093 - The Little Clinic Stapleton		2	1	33%	3
CVS IL4778POCT EVANSTON		3			3
ALABAMA DEPT PUBLIC HEALTH			3	100%	3
SKR MEDICAL ADVISORS		3			3
LOCH HAVEN PEDIATRICS			3	100%	3
BAPTIST HEALTH SURGERY CENTER AT NORTHPOINT			3	100%	3
SAN JUAN REGIONAL MEDICAL CENTER		3			3
CVS MO10151POCT SPRINGFIELD		2	1	33%	3
ADRIANA M CASTRO MD PA		3			3
TEMPUS_LABS			3	100%	3
Kroger 388 - The Little Clinic Braelinn Village		3			3
APEX CLINICAL LABORATORIES INC		3			3
2412 LEBANON PIKE		2	1	33%	3
CVS MA1006POCT BROCKTON		3			3
Concordia Village of Tampa			3	100%	3
Lakeview Village		3			3
HOMELAND CENTER		3			3
FLAGLER FAMILY MEDICINE PA			3	100%	3
CVS RI326POCT NORTH SMITHFIELD		3			3
TIFT REGIONAL HLTH SYSTEM, INC DBA SOU		3			3
CVS CT288POCT BRISTOL		2	1	33%	3
HELIX LW UC		1	2	67%	3
MINUTECLINIC, DIAGNOSTIC OF TEXAS, LLC		3			3
AFC URGENT CARE GUNBARREL			3	100%	3
COMMUNITY HEALTH CENTERS INC			3	100%	3
MARRA'S PHARMACY		3			3
CVS AZ9290POCT PHOENIX		3			3
RURAL/METRO MIDSOUTH,		3			3
MAYO CLINIC BEACHES PRIMARY CARE CTR		3			3
CLEARWATER		2	1	33%	3
EAST NAPLES PEDIATRICS			3	100%	3
PREMIER CLINICAL RESEARCH INSTITUTE INC			3	100%	3
LOYOLA UNIVERSITY MEDICAL CENTER LABORATORY			3	100%	3
HEARTLAND - CHARLESTON OF HANAHAN SC,		3			3
GREENTREE MEDICAL CENTER			3	100%	3
CROSSVILLE MEDICAL GROUP		1	2	67%	3
LIFE CARE CENTER OF SKAGIT VALLEY		3			3
SPRING LAKE REHABILITATION CENTER			3	100%	3
FLORIDA MEDICAL ASSOCIATES		3			3

COVID-19: testing by laboratory

Data through Apr 7, 2021 verified as of Apr 8, 2021 at 09:25 AM

Data in this report are provisional and subject to change.

The numbers in the table below represent the number of Florida and non-Florida residents for whom test results were received by the Department of Health. A person can be tested by more than one laboratory and can have both positive and negative results. **Therefore, the sum of the numbers in each column will be larger than the total number of people tested.**

Reporting lab	Inconclusive	Negative	Positive	Percent positive	Total
MINUTECLINIC, LLC #07876		2	1	33%	3
NORTHWEST FLORIDA CLINICAL LAB		1	2	67%	3
INTERCOASTAL FAMILY PRATICE		1	2	67%	3
Medilodge of Montrose		3			3
MEDEXPRESS URGENT CARE, HERMITAGE		1	2	67%	3
JOJAN PHARMA INC		3			3
Cleveland Clinic Weston			3	100%	3
FRESENIUS KIDNEY CARE			3	100%	3
LITTLE SPURS PEDIATRIC URGENT CARE		1	2	67%	3
THE PATHOLOGY LABORATORY		1	2	67%	3
BAPTIST OUTPATIENT SERVICES			3	100%	3
VIRGINIA DEPARTMENT OF HEALTH DIVISION OF			3	100%	3
SUMMIT MEDICAL GROUP – WEST ORANGE		3			3
AFFORDABLE PRIMARY CARE LLC		3			3
Hunterdon Medical Center Laboratory		3			3
PROHEALTH PRIMARY CARE - GLEN OAKS		3			3
WALGREENS #10264		3			3
NEMOURS CHILDRENS PRIMARY CARE MAITLAND			3	100%	3
WAL-MART STORES EAST LP		2	1	33%	3
CLINICA HISPANIA			3	100%	3
ALLIED PHYSICIANS GROUP PLLC		3			3
CVS M08555POCT KANSAS CITY		3			3
THE OASIS BEACHSIDE		3			3
VA PRIMARY CARE ANNEX			3	100%	3
CARESPOT-WELLINGTON			3	100%	3
INSPIRA MEDICAL CENTER VINELAND LAB		2	1	33%	3
CVS MINUTE CLINIC DIAGNOSTIC MED GRP		3			3
SERENADES BY SONATA		1	2	67%	3
MEDEXPRESS URGENT CARE-CHIPPEWA		2	1	33%	3
BROOME COUNTY HEALTH DEPARTMENT		2	1	33%	3
Magnolia Health and Rehab Center			3	100%	3
MUNSON MEDICAL CENTER			3	100%	3
F W HUSTON MEDICAL CENTER SENIOR LIVIN		3			3
WEST COCOA PHARMACY			3	100%	3
CVS IN6605POCT INDIANAPOLIS		2	1	33%	3
Rosedale Green		3			3
CVS CA9485POCT MISSION VIEJO		3			3
HARBORCHASE OF GAINESVILLE			3	100%	3
LRHS Florida Poly Tech		3			3
NEXT BIO RESEARCH SERVICES, LLC		1	2	67%	3
SHANDS AT LAKE SHORE LAB		1	2	67%	3
JS HEALTHCARE		2	1	33%	3
ACCESS LABORATORIES LLC			3	100%	3
CALLE OCHO DIALYSIS			3	100%	3
MEDEXPRESS URGENT CARE-WILKINS TOWNSHIP, WILLIAM PENN HIGHWAY		3			3
BOLING, STEPHANIE		3			3
RAPID CITY RUGENT CARE			3	100%	3

COVID-19: testing by laboratory

Data through Apr 7, 2021 verified as of Apr 8, 2021 at 09:25 AM

Data in this report are provisional and subject to change.

The numbers in the table below represent the number of Florida and non-Florida residents for whom test results were received by the Department of Health. A person can be tested by more than one laboratory and can have both positive and negative results. **Therefore, the sum of the numbers in each column will be larger than the total number of people tested.**

Reporting lab	Inconclusive	Negative	Positive	Percent positive	Total
ADVICE FOR OPTIMAL WELLNESS, INC			3	100%	3
OLEAN GENERAL HOSPITAL		3			3
MEMORIAL HERMANN CONSOLIDATED LABORATORY SERVICES			3	100%	3
HEPATOLOGY DIAGNOSTIC LAB			3	100%	3
MEDEXPRESS URGENT CARE - WILKES BARRE		2	1	33%	3
Englewood Health and Rehab			3	100%	3
MEDEXPRESS URGENT CARE - WHEELING		2	1	33%	3
MERCY HOSPITAL			3	100%	3
VA SALT LAKE CITY HCS		3			3
NASON HOSPITAL			3	100%	3
DOUGLASVILLE NURSING AND REHABILITATIO		3			3
SOUTH LAKE FAMILY HEALTH CENTER			3	100%	3
STRINGFELLOW MEMORIAL HOSPITAL		3			3
Kroger 768 - The Little Clinic Leestown Rd		2	1	33%	3
Bainbridge Health and Rehab		3			3
St. Josephs Hospital		1	2	67%	3
AVALON MEDICAL GROUP		1	2	67%	3
PRISMA HEALTH MIDLANDS			3	100%	3
CGH MEDICAL CENTER			3	100%	3
CELEBRATION PRIMARY CARE ASSOCIATES LLC		3			3
GREATER MOBILE URGENT CARE – SPRINGHILL			3	100%	3
NASSAU COUNTY HEALTH DEPARTMENT-FERNANDINA BEACH C		3			3
Westside Terrace		3			3
MINUTECLINIC, LLC #05891		2	1	33%	3
STARLING AT SAN JOSE			3	100%	3
FAMILY CARE SPECIALISTS OF ORLANDO			3	100%	3
NEXTCARE WYOMING LLC			3	100%	3
TAYLOR MANOR		1	2	67%	3
HIALEAH SHORES NURSING AND		2	1	33%	3
WHITE EARTH IHS MAIN LAB		3			3
AVANTE INVERNESS		1	2	67%	3
CVS IN6757POCT COLUMBUS		3			3
TUFTS MEDICAL CENTER			3	100%	3
QUALITY LABORATORY SERVICE		2	1	33%	3
GEISINGER MEDICAL CENTER		2	1	33%	3
CRISP REGIONAL HOSPITAL		3			3
PROMPT CARE OF CENTRAL FLORIDA LLC			3	100%	3
OHIO HEALTH DOCTORS HOSPITAL			3	100%	3
NON-US			3	100%	3
CVS AZ7263POCT PHOENIX		3			3
Grandview Health Care Center		3			3
VA OUTPATIENT CLINIC-NEW PORT RICHEY			3	100%	3
CANOPY PEDIATRICS		3			3
NORTH NAPLES HOSPITAL RESPIRATORY THERAPY DEPARTMENT			3	100%	3
ADVENTHEALTH IMAGING LAKE NONA		1	2	67%	3
CVS TX5807POCT PEARLAND		3			3
MEDEXPRESS URGENT CARE - TOPEKA, SW WANAMAKER RD		3			3

COVID-19: testing by laboratory

Data through Apr 7, 2021 verified as of Apr 8, 2021 at 09:25 AM

Data in this report are provisional and subject to change.

The numbers in the table below represent the number of Florida and non-Florida residents for whom test results were received by the Department of Health. A person can be tested by more than one laboratory and can have both positive and negative results. **Therefore, the sum of the numbers in each column will be larger than the total number of people tested.**

Reporting lab	Inconclusive	Negative	Positive	Percent positive	Total
MONTANA PUBLIC HEALTH LAB			3	100%	3
Oak Creek Terrace		3			3
CORNERSTONE DRUG AND GIFT INC		3			3
CORTLAND COUNTY HEALTH DEPARTMENT		3			3
MEDEXPRESS URGENT CARE GREENSBURG		2	1	33%	3
Kroger 758 - The Little Clinic Providence		3			3
CVS TX3292POCT WYLIE		3			3
UNIVERSITY OF KANSAS MEDICAL CENTER			3	100%	3
SARASOTA IMMEDIATE CARE			3	100%	3
HARBORCHASE OF STUART			3	100%	3
NC STATE LABORATORY OF PUBLIC HEALTH		3			3
CENTURY LINK SPORTS COMPLEX			3	100%	3
HARBOUR'S EDGE		2	1	33%	3
ACL LABORATORIES INDUSTRIAL TOXICOLOGY			3	100%	3
PIEDMONT HENRY HOSPITAL, INC		3			3
MAYO		1	2	67%	3
Wynfield Park Health and Rehabilitation		3			3
TERRACE OF ST CLOUD, THE		2	1	33%	3
NOVA SOUTHEASTERN UNIVERSITY		2	1	33%	3
Greystone Health Care Center		3			3
LEE MEMORIAL HOSPITAL BLOOD GAS LAB			3	100%	3
SOUTH MIAMI HOSPITAL			3	100%	3
BARONESS ERLANGER HOSPITAL		3			3
BOSTON MEDICAL CENTER			3	100%	3
ASPIRUS WAUSAU HOSPITAL			3	100%	3
IOWA DEPARTMENT OF PUBLIC HEALTH			3	100%	3
GARCIA MORALES NELSON			3	100%	3
GONZALEZ MD AND ASWAD MD HEALTH SERVICES			3	100%	3
CVS KS676POCT LAWRENCE		2	1	33%	3
BRENTWOOD SENIOR LIVING AT ST PETE			3	100%	3
MT CARMEL PHARMACY INC		3			3
SOMA MEDICAL CENTER PA #3 PALOMINO			3	100%	3
MINUTECLINIC, LLC #05814		3			3
CVS NJ837POCT MARLTON		3			3
15 TO KNOW			3	100%	3
ALL 4 KIDZ PEDIATRICS		2	1	33%	3
FLORIDA LABORATORY ANALYSIS, LLC			3	100%	3
FLORIDA MENTOR-POINT WEST CLUSTER		3			3
MID FLORIDA CLINICAL LABORATORY		2	1	33%	3
MEDEXPRESS-HOUSTON EAST FWY		1	2	67%	3
CVS SC4382POCT SPARTANBURG		3			3
HALIFAX HEALTH CARE FOR WOMEN		3			3
HOPE HEALTH CARE, LLC		3			3
Wilkes-Barre VAMC		3			3
GUTHRIE CORNING HOSPITAL LABORATORY		3			3
ADVANCED HEART CARE OF SOUTH FLORIDA		3			3
NEW YORK STATE DEPARTMENT OF HEALTH		1	2	67%	3

COVID-19: testing by laboratory

Data through Apr 7, 2021 verified as of Apr 8, 2021 at 09:25 AM

Data in this report are provisional and subject to change.

The numbers in the table below represent the number of Florida and non-Florida residents for whom test results were received by the Department of Health. A person can be tested by more than one laboratory and can have both positive and negative results. **Therefore, the sum of the numbers in each column will be larger than the total number of people tested.**

Reporting lab	Inconclusive	Negative	Positive	Percent positive	Total
MIDWAY SPECIALTY CARE RX LLC		1	2	67%	3
CHEROKEE COUNTY HEALTH AND REHAB CENTER		3			3
SIGNATURE CARE PFLUGERVILLE			3	100%	3
MEDEXPRESS URGENT CARE - ANDERSON		3			3
Edward Hines, Jr. VA Hospital		2	1	33%	3
SOFTCELL L-FORM LABORATORIES, LLC			3	100%	3
CVS PA1657POCT YORK		2	1	33%	3
CARENOW-ATASCOCITA			3	100%	3
ORLANDO HEALTH PHYSICIAN GROUP INC			3	100%	3
ERIE COUNTY PUBLIC HEALTH CLINICAL		3			3
EMERALD TRACE		3			3
ST. PETERSBURG PEDIATRICS- 38TH AVENUE			3	100%	3
CENTRAL JERSEY URGENT CARE OF BROWN MI		3			3
MIDDLETON PEDIATRICS			3	100%	3
MID-FLORIDA PATHOLOGY LLC - MOBILE UNIT # 3		1	2	67%	3
MARYLAND STATE DEPT OF HEALTH	2		1	33%	3
ORLANDO AIRPORT DIALYSIS		3			3
CVS NH2257POCT MANCHESTER		3			3
JUPITER INTERNAL MEDICINE AND ASSOCIATES			3	100%	3
BRADENTON PHYSICIAN MEDICAL CENTER			3	100%	3
MINUTECLINIC DIAG OF IND, LLC #5369		2	1	33%	3
Birchaven		3			3
SURETOX LABORATORY LLC		2	1	33%	3
CABELL HUNTINGTON HOSPITAL CLINICAL LAB			3	100%	3
CVS MA2401POCT MARSHFIELD		3			3
DOCTOR 4 U CLINIC		1	2	67%	3
NORTH CAROLINA DEPT OF HEALTH & HUMAN SRVCS STATE LAB OF PUBLIC HEALTH			3	100%	3
Gracemore Nursing and Rehab		3			3
CVS SC5471POCT LEXINGTON		2	1	33%	3
SPARROW CENTRAL LAB			3	100%	3
LPG PEDIATRICS AT LEHIGH ACRES		2	1	33%	3
MINUTECLINIC DIAGNOSTIC OF PA LLC		3			3
WALGREENS #05477		3			3
ORCHID COVE DAYTONA			3	100%	3
ROYAL PALM RETIREMENT CENTRE		3			3
MINUTECLINIC DIAGNOSTIC OF TEXAS, LLC #7435		2	1	33%	3
ALLIANCE LABS @LRMC			3	100%	3
CUMBERLAND MEDICAL CENTER INC		3			3
EXETER HOSPITAL		3			3
NORTHCREST MEDICAL CENTER		1	2	67%	3
BAPTIST PRIMARY CARE, INC.		2	1	33%	3
UHEALTH JACKSON URGENT CARE - CUTLER BAY		1	2	67%	3
OPTUM FLORIDA		2	1	33%	3
MEDEXPRESS URGENT CARE - LITTLE ROCK		2	1	33%	3
STEAMBOAT EMERGENCY CENTER			3	100%	3
MINUTECLINIC DIAGNOSTIC OF NEW MEXICO LLC #7552		3			3
VIRGINIA DIVISION OF CONSOLIDATED LABORATORIES			3	100%	3

COVID-19: testing by laboratory

Data through Apr 7, 2021 verified as of Apr 8, 2021 at 09:25 AM

Data in this report are provisional and subject to change.

The numbers in the table below represent the number of Florida and non-Florida residents for whom test results were received by the Department of Health. A person can be tested by more than one laboratory and can have both positive and negative results. **Therefore, the sum of the numbers in each column will be larger than the total number of people tested.**

Reporting lab	Inconclusive	Negative	Positive	Percent positive	Total
CVS PA4000POCT INDIANA		3			3
TARRANT COUNTY PUBLIC HEALTH		3			3
MARION COUNTY FIRE RESCUE		3			3
COVID PROCESSING SITE			3	100%	3
CVS MI8091POCT FRASER		2	1	33%	3
ADVENTHEALTH SEBRING- INFECTION CONTROL DEPARTMENT			3	100%	3
CVS IL2798POCT CHICAGO		1	2	67%	3
HEALTH AND WELLNESS URGENT CARE LLC			3	100%	3
LUCID LABORATORY SERVICES		3			3
MEDEXPRESS URGENT CARE, CHAMBERSBURG		2	1	33%	3
HEALGEN SCIENTIFIC			3	100%	3
TRUE HEALTH – LAKE UNDERHILL		3			3
CVS PA7611POCT ALLISON PARK		3			3
THE CENTER FOR DISCOVERY		3			3
FELICIDAD MEDICAL CENTER INC			3	100%	3
CVS NH6596POCT HAMPTON		3			3
NEWSTAR MEDICAL LABORATORIES		3			3
MEDEXPRESS URGENT CARE - NORTH LITTLE		2	1	33%	3
MED FUSION			3	100%	3
MOUNT SINAI AVENTURA DIAGNOSTIC CENTER			3	100%	3
BREVARD FAMILY WALK IN CLINIC			3	100%	3
BROOKDALE SENIOR LIVING			3	100%	3
CVS MO4850POCT SPRINGFIELD		3			3
CVS TX2876POCT PROSPER		3			3
COVANCE CLS			3	100%	3
MEDFUSION		2	1	33%	3
CVS SC2497POCT LEXINGTON		3			3
BLACKWATER RIVER			3	100%	3
MEDIC INFUSION PA		3			3
WINDSOR AT OCALA		2	1	33%	3
MEMORIAL HERMANN			3	100%	3
FLORIDA HOSPITAL PHYSICIANS GROUP		1	2	67%	3
CVS GA5637POCT VILLA RICA		3			3
ADVANCED PEDIATRICS			3	100%	3
RICHMOND CITY DEPARTMENT OF PUBLIC HEALTH			3	100%	3
Kroger 592 - The Little Clinic Alexander Plaza		2	1	33%	3
PARKLAND HEALTH & HOSPITAL			3	100%	3
CERTIVIA LABORATORIES			3	100%	3
NASSAU COUNTY HEALTH DEPARTMENT		3			3
ADVENT HEALTH MEDICAL GROUP FAMILY MEDICINE			3	100%	3
YATES COUNTY PUBLIC HEALTH		3			3
MINUTECLINIC DIAGNOSTIC PA #3344		3			3
COLISEUM MED CTR LLC/COLISEUM MED CTRS		2	1	33%	3
Kroger 571 - The Little Clinic Hendersonville		1	2	67%	3
COMMUNICABLE DISEASE CONTROL/PUBLIC HEALTH EMERGENCY PREPAREDNESS			3	100%	3
WYOMING DEPT OF HEALTH			3	100%	3
MINUTECLINIC LLC #5176			3	100%	3

COVID-19: testing by laboratory

Data through Apr 7, 2021 verified as of Apr 8, 2021 at 09:25 AM

Data in this report are provisional and subject to change.

The numbers in the table below represent the number of Florida and non-Florida residents for whom test results were received by the Department of Health. A person can be tested by more than one laboratory and can have both positive and negative results. **Therefore, the sum of the numbers in each column will be larger than the total number of people tested.**

Reporting lab	Inconclusive	Negative	Positive	Percent positive	Total
CAPTIAL REGIONAL MEDICAL CENTER			3	100%	3
ADVENTHEALTH MEDICAL GROUP ADULT AND SENIOR HEALTH			3	100%	3
LINCOLN MEDICAL CENTER		3			3
MEDICAL CENTER OF THE ROCKIES			3	100%	3
CVS CA9803POCT RIVERSIDE		3			3
CHILDREN'S HEALTHCARE OF ATLANTA AT EG		3			3
BEEBE MEDICAL CENTER LABORATORY		3			3
UNITY HEALTH AND REHABILITATION CENTER			3	100%	3
PREMIER FAMILY AND SPORTS MEDICINE		2	1	33%	3
COASTAL SKIN SURGERY AND DERMATOLOGY PL		3			3
CVS MA1945POCT HANOVER		3			3
TAMPA		1	2	67%	3
ADVANCE FAMILY PRACTICE LLC□			3	100%	3
EASTERN NEW MEXICO MEDICAL CENTER		3			3
NORTHERN LIGHT LABORATORY		1	2	67%	3
CVS IL2297144CV CHICAGO		3			3
Lebanon VAMC		2	1	33%	3
CVS NC7548POCT FUQUAY VARINA		2	1	33%	3
MISSISSIPPI CARE CENTER OF DEKALB LLC		3			3
PIEDMONT FAYETTE HOSPITAL		2	1	33%	3
AKRON GENERAL MEDICAL CENTER MAIN		3			3
SCRIPPS CLINIC MEDICAL			3	100%	3
WOMACK ARMY MEDICAL CENTER			3	100%	3
SKIN WELLNESS PHYSICIANS LLC		3			3
CVS AZ7841POCT TUCSON		3			3
PEDIATRICS AND ADOLESCENT MEDICINE		2	1	33%	3
MINUTECLINIC DIAGNOSTIC OF WISCONSIN,		3			3
INTERNAL MEDICINE AND WOUND CARE SPECIALIST LLC		3			3
OPENTRONS PRL		2	1	33%	3
MINUTECLINIC DIAG OF IND, LLC #6483		1	2	67%	3
ORLANDO REGIONAL HEALTH SERVICES		1	2	67%	3
ACCESS HEALTH CARE		2	1	33%	3
ASPEN VALLEY HOSPITAL			3	100%	3
VIRTUA MEMORIAL HOSPITAL BURLINGTON COUNTY		1	2	67%	3
CVS AZ1720POCT QUEEN CREEK		3			3
MEDEXPRESS URGENT CARE - JEANNETTE		3			3
RAPID MEDLAB (004MO)		2	1	33%	3
CVS HEALTH, #5962		3			3
BETHESDA HOSPITAL EAST BLOOD GAS LAB			3	100%	3
CVS OH2486POCT NILES		1	2	67%	3
CVS NJ715POCT WAYNE		3			3
FLORIDA HOSPITAL LABORATORIES		3			3
CVS TX19POCT SPRING		3			3
BASCOM PALMER EYE INSTITUTE			3	100%	3
CVS TX7675POCT RED OAK		1	2	67%	3
VICAR'S LANDING NURSING HOME		2	1	33%	3
CVS PHARMACY INC DBA CVS/PHARMACY #10908		3			3

COVID-19: testing by laboratory

Data through Apr 7, 2021 verified as of Apr 8, 2021 at 09:25 AM

Data in this report are provisional and subject to change.

The numbers in the table below represent the number of Florida and non-Florida residents for whom test results were received by the Department of Health. A person can be tested by more than one laboratory and can have both positive and negative results. **Therefore, the sum of the numbers in each column will be larger than the total number of people tested.**

Reporting lab	Inconclusive	Negative	Positive	Percent positive	Total
GROVES CENTER			3	100%	3
NEW GEN LABS			3	100%	3
MEDEXPRESS URGENT CARE - LAWRENCE		3			3
MEDICAL CENTER OF CENTRAL GEORGIA			3	100%	3
IMMERSION RESIDENTIAL LLC			3	100%	3
CVS PA7132POCT THORNDALE		3			3
TRISTAR WELLNESS, LLC		3			3
Arbors at Marietta		3			3
CROWNE HEALTH CARE OF FORT PAYNE		2	1	33%	3
STARMED FAMILY & URGENT CARE			3	100%	3
OPP HEALTH AND REHABILITATION		3			3
MINUTECLINIC, LLC (CLINIC 10928)		3			3
USCG ABBOTT BINAXNOW		2	1	33%	3
Broadview Multi-Care Center		3			3
ADVANCED URGENT CARE CENTER OF THE UPPER KEYS		1	2	67%	3
ESTERO FIRE RESCUE		3			3
Kroger 387 - The Little Clinic Hubbards Lane		3			3
PATHOLOGY REFERENCE LAB LLC			3	100%	3
DASCENA LAB			3	100%	3
MARTIN MEDICAL CENTER INC		1	2	67%	3
Fort Gaines Health and Rehab		3			3
CVS OH4359POCT HUDSON		3			3
BROOKDALE LAKE MARY			3	100%	3
WOODMARK AT UPTOWN ASSISTED LIVING		3			3
LIFELINK OF FLORIDA		1	2	67%	3
MEDEXPRESS URGENT CARE - DANVILLE		3			3
CORMEUM LAB SERVICES, LLC			3	100%	3
BAPTIST PRIMARY CARE FERNANDINA BEACH			3	100%	3
CENTRAL DUPAGE HOSPITAL			3	100%	3
TIFTON CARECONNECT URGENT CARE			3	100%	3
CVS TN7144POCT BARTLETT		3			3
LEXINGTON MEDICAL CENTER		1	2	67%	3
GYN PATH SERVICES			3	100%	3
EXPEDIAN URGENT CARE			3	100%	3
WALGREENS #07502		3			3
HELIX URGENT CARE			3	100%	3
NYU WINTHROP LABORATORY		3			3
NORTHSIDE MEDICAL CENTER		3			3
CROSSROADS URGENT CARE PLLC		3			3
UNIVERSITY HEALTH SERVICES RIVER CAMPUS		2	1	33%	3
AFC URGENT CARE/FARRAGUT			3	100%	3
NEBRASKA DEPARTMENT OF HEALTH AND HUMAN SERVICES			3	100%	3
LEVY COUNTY DEPT. OF PUBLIC SAFETY		1	2	67%	3
EASTMAN HEALTHCARE & REHAB		3			3
TRINITY PEDIATRICS			3	100%	3
PHYSICIANS CARE INC		1	2	67%	3
EAST TENNESSEE CHILDREN'S HOSPITAL		2	1	33%	3

COVID-19: testing by laboratory

Data through Apr 7, 2021 verified as of Apr 8, 2021 at 09:25 AM

Data in this report are provisional and subject to change.

The numbers in the table below represent the number of Florida and non-Florida residents for whom test results were received by the Department of Health. A person can be tested by more than one laboratory and can have both positive and negative results. **Therefore, the sum of the numbers in each column will be larger than the total number of people tested.**

Reporting lab	Inconclusive	Negative	Positive	Percent positive	Total
ELITE PRIMARY CARE OF WAYCROSS			3	100%	3
MEDEXPRESS URGENT CARE - RICHMOND, W BROAD ST		3			3
PUBLIC HEALTH TRUST OF MIAMI DADE COUNTY			3	100%	3
Kennedy University Hospital -Wash Twp L		3			3
NEMOURS CHILDRENS PRIMARY CARE HORIZON WEST			3	100%	3
URGENT DOC - URGENT CARE CLINIC			3	100%	3
CVS IL3163POCT OAK PARK		3			3
DOCTORS HOSPITAL OF AUGUSTA		3			3
MEDEXPRESS URGENT CARE, BELLE VERNON		3			3
WEST TN HEALTH MED NORTH		3			3
HOUSTON METHODIST HOSPITAL			3	100%	3
MEDEXPRESS URGENT CARE - BECKLEY		1	2	67%	3
RCA LABORATORY SERVICES LLC			3	100%	3
CVS MA920POCT CLINTON		3			3
CLINICAL CARE ASSOCIATES, INC			3	100%	3
ADVENTHEALTH WATERMAN COMMUNITY CLINIC			3	100%	3
FIRST CARE - MIDDLESBORO			3	100%	3
Mitchell Hollingsworth Nursing and Rehab		3			3
NORTHEAST FLORIDA INTERNAL MEDICINE PA		3			3
LAURELLWOOD NURSING CENTER		1	2	67%	3
DOCTORS OFFICE OF NEW JERSEY		3			3
COVENANT PEDIATRICS		1	2	67%	3
ADVENTHEALTH MEDICAL GROUP PEDIATRICS AT APOPKA		3			3
PRECIDENT FLORIDA		3			3
FAMILY FIRST PEDIATRICS			3	100%	3
WHOLE CHILD PEDIATRICS			3	100%	3
FLORIDA GASTROENTEROLOGY ASSOCIATES PA		3			3
SOLERA SPECIALTY PHARMACY LLC		2	1	33%	3
HILLVIEW LABORATORY			3	100%	3
ACCESS 365 URGENT CARE LLC		1	2	67%	3
Englewood Health Care Center		3			3
PREMIER MOBILE HEALTH SERVICES, LLC		1	2	67%	3
NORTH DAKOTA DEPT OF HEALTH MICROBIOLOGY		1	2	67%	3
Kroger 627 - The Little Clinic Castleberry		2	1	33%	3
CVS MA969POCT PALMER		3			3
NOVANT HEALTH PRESBYTERIAN		2	1	33%	3
MANATEE URGENT CARE LLC			3	100%	3
TAMPA INTERNATIONAL AIRPORT			3	100%	3
SSM HEALTH ST LOUIS MICROBIOLOGY LABORATORY		1	2	67%	3
SAVANNAH COVE		3			3
MPG JACKSONVILLE ATLANTIC BLVD		1	2	67%	3
SKIPPACK MEDICAL LAB			3	100%	3
INTERNAL MEDICINE & PEDIATRICS WELLNESS CENTER			3	100%	3
SUN TERRACE HEALTH CARE CENTER			3	100%	3
COOPER UNIVERSITY HOSPITAL LABORATORY		2	1	33%	3
WALGREENS NO 19542		3			3
DOCTORS HOSPITAL RENAISSANCE			3	100%	3

COVID-19: testing by laboratory

Data through Apr 7, 2021 verified as of Apr 8, 2021 at 09:25 AM

Data in this report are provisional and subject to change.

The numbers in the table below represent the number of Florida and non-Florida residents for whom test results were received by the Department of Health. A person can be tested by more than one laboratory and can have both positive and negative results. **Therefore, the sum of the numbers in each column will be larger than the total number of people tested.**

Reporting lab	Inconclusive	Negative	Positive	Percent positive	Total
AMI ST FRANCIS HOSPITAL LABORATORY		2	1	33%	3
ANN STORCK CENTER INC		3			3
MEDEXPRESS URGENT CARE-ARLINGTON		2	1	33%	3
DEPARTMENT OF HEALTH AND ENVIRONMENTAL CONTROL			3	100%	3
CONCENTRA - PLANTATION		3			3
CVS IL8753POCT CHICAGO		3			3
NEBRASKA MEDICAL CENTER			3	100%	3
Village on the Green			3	100%	3
MEDICAL CITY DALLAS HOSPITAL			3	100%	3
24TH WEAPONS OF MASS DESTRUCTION - CIVIL SUPPORT		3			3
TIEHH BIOTERRORISM RESPONSE LAB			3	100%	3
Good Samaritan Society - Fairfield Glade		3			3
SENTARA NORFOLK GENERAL HOSPITAL CENTRAL LAB			3	100%	3
SCIENTIFIC LABORATORY DIVISION			3	100%	3
SEMINOLE FAMILY HEALTH CENTER		3			3
CVS IN6572POCT INDIANAPOLIS		3			3
CVS TX7156POCT RICHARDSON		3			3
WEILL CORNELL MEDICAL ASSOCIATES - EAST SIDE		3			3
MEDEXPRESS URGENT CARE NORWIN		3			3
EVENING PEDIATRICS INC		1	2	67%	3
BROOKDALE OAKBRIDGE		1	2	67%	3
OMNI HEALTHCARE INC		1	2	67%	3
CTRS			3	100%	3
PICHARDO CLINIC, THE		1	2	67%	3
YORK HOSPITAL - LABORATORY			3	100%	3
ALOHA HOME CARE LLC DBA ACCENTCARE HOME HEALTH OF		3			3
GEORGIA PUBLIC HEALTH LABORATORY		3			3
CVS CA9103POCT ESCONDIDO		3			3
EVERGREEN WOODS HEALTH & REHAB CENTER		2	1	33%	3
FOUR WINDS BEHAVIORAL HEALTH		3			3
PROPATH			3	100%	3
KISSIMMEE URGENT CARE		3			3
MANATEE MEMORIAL HOSPITAL CLINICAL LABORATORY			3	100%	3
MEDEXPRESS URGENT CARE-CLOQUET		3			3
BRANDON REGIONAL EMERGENCY CTR			3	100%	3
BRIGHAM AND WOMEN'S HOSPITAL			3	100%	3
SOUTH COUNTY MENTAL HEALTH CENTER INC			3	100%	3
SINAI POST ACUTE NURSING AND REHAB CE		3			3
SOUTH BAY CORRECTIONAL FACILITY			3	100%	3
COMMUNITY HEALTH CENTERS OF PINELLAS, INC		1	2	67%	3
NORTH SHORE HOSP. INFECTION CONTROL			3	100%	3
DELAWARE PUBLIC HEALTH LABORATORY		1	2	67%	3
CVS NC2749POCT CONCORD		3			3
FAMILY TREE MEDICAL GROUP PA		2	1	33%	3
SUNDALE NURSING HOME		3			3
SCHIFF CENTER FOR LIVER DISEASES		1	2	67%	3
Kroger 448 - The Little Clinic Mason		3			3

COVID-19: testing by laboratory

Data through Apr 7, 2021 verified as of Apr 8, 2021 at 09:25 AM

Data in this report are provisional and subject to change.

The numbers in the table below represent the number of Florida and non-Florida residents for whom test results were received by the Department of Health. A person can be tested by more than one laboratory and can have both positive and negative results. **Therefore, the sum of the numbers in each column will be larger than the total number of people tested.**

Reporting lab	Inconclusive	Negative	Positive	Percent positive	Total
LIVINGSTON COUNTY DEPT OF HEALTH REPRO			3	100%	3
QUEST DIAGNOSTICS CLINICAL LABORATORIES INC		2	1	33%	3
ROANE MEDICAL CENTER		2	1	33%	3
Kroger 635 - The Little Clinic Dacula		3			3
BOONES CREEK URGENT CARE		1	2	67%	3
AZALEALAND NURSING HOME		3			3
CVS IN6551POCT MOORESVILLE		3			3
Kroger 522 - The Little Clinic Gahanna		2	1	33%	3
SISD EMPLOYEE HEALTH CLINIC			3	100%	3
WALGREENS #04311		3			3
MINUTECLINIC DIAGNOSTIC OF NEVADA-9586		2	1	33%	3
SANFORD MOBILE LAB			3	100%	3
COL CROSSROAD		1	2	67%	3
ADVANCED MEDICAL RESEARCH CENTER LLC			3	100%	3
FULGENT GENETICS HOUSTON		3			3
BAPTIST HOSPITAL NURSING/PATIENT CARE			3	100%	3
CARECENTER PHARMACY, LLC		3			3
BROADWAY HEALTH FLORIDA MEDICAL CLINIC URGENT CARE			3	100%	3
CVS MO5727POCT PLATTE CITY		3			3
ADVENT HEALTH - CENTRAL PASCO ER			3	100%	3
ESCO DRUG CO INC		3			3
THOMAS LANGLEY			3	100%	3
LAHEY CLINIC MEDICAL CENTER			3	100%	3
PARRISH MEDICAL CENTER-WAIVED TESTING		3			3
Walgreens #5984		3			3
FREDERICK MEMORIAL HOSPITAL			3	100%	3
CVS IL8750POCT CHICAGO		1	2	67%	3
NORTH BROWARD HOSPITAL DISTRICT HEALTHCARE FOR THE HOMELESS			3	100%	3
SUPER HEALTH PHARMACY LLC		3			3
CVS PA2687POCT EXTON		3			3
EFFINGHAM HOSP, INC, DBA EFFINGHAM HEALTH		3			3
MURFREESBORO MEDICAL CLINIC		3			3
LEE CONVENIENT CARE AT SUMMERLIN			3	100%	3
Maryfield Inc. dba Pennybyrn		3			3
JOHN KNOX MANOR INC II		2	1	33%	3
ONSLow MEMORIAL HOSPITAL LABORATORY		3			3
MEDICAL SERVICES OF AMERICA HOME HEALTH		3			3
NHC DICKSON		3			3
US SPECIALTY LABS			3	100%	3
COMMUNITY MEDICAL CENTER			3	100%	3
PINELLAS PARK HEALTH CENTER - PINELLAS CHD		1	2	67%	3
MINUTECLINIC DIAGNOSTIC OF VIRGINIA, LLC #392		3			3
GENDERXPRESS/PICTURE ME PERFECT IMAGING			3	100%	3
MANORCARE NURSING & REHABILITATION CENTER-NAPLES		3			3
320 S TRANSIT ST		3			3
SOFTLAB			3	100%	3
GULF COAST IMMEDIATE CARE CENTER		1	2	67%	3

COVID-19: testing by laboratory

Data through Apr 7, 2021 verified as of Apr 8, 2021 at 09:25 AM

Data in this report are provisional and subject to change.

The numbers in the table below represent the number of Florida and non-Florida residents for whom test results were received by the Department of Health. A person can be tested by more than one laboratory and can have both positive and negative results. **Therefore, the sum of the numbers in each column will be larger than the total number of people tested.**

Reporting lab	Inconclusive	Negative	Positive	Percent positive	Total
MOBIL LAB FOR ALL INC		3			3
PEACEHEALTH CENTRAL		2			2
ManorCare Health Services Peters Township		2			2
DEPT OF HEALTH			2	100%	2
Beecher Manor Nursing and Rehabilitation Center		2			2
Kroger 130 - The Little Clinic Colorado Springs		2			2
NEW BRIDGE MEDICAL CENTER		2			2
FASTCARE LLC			2	100%	2
UNIVERSITY OF MN MEDICAL CENTER EAST CAMPUS			2	100%	2
ASANTE THREE RIVERS MEDICAL CENTER LAB		2			2
TMH REHABILITATION CENTER		2			2
CQUENTIA NGS, LLC			2	100%	2
MCGUFFEY HEALTH CARE CENTER INC		2			2
Overton Brooks VAMC		2			2
MEDLOGIC, LLC		2			2
Buena Vista Care Center		2			2
APPLING NURSING & REHABILITATION PAVIL		2			2
TALLAHASSEE MEMORIAL HEALTHCARE FAMILY MED RESIDENCY			2	100%	2
CVS NC3514POCT STANLEY		2			2
PRECISION CLINICAL RESEARCH			2	100%	2
SHELL POINT HOME HEALTH			2	100%	2
CONCENTRA - PLANT CITY		2			2
VAULT MEDICAL SERVICES		1	1	50%	2
RAPID MD			2	100%	2
KIVA AT MOUNT DORA			2	100%	2
MEDEXPRESS URGENT CARE - CEDAR KNOLLS		2			2
CHI MEMORIAL PRIMARY CARE ASSOCIATES-A		2			2
WE CARE HOME HEALTH SOLUTIONS LLC			2	100%	2
CVS PA371POCT PHILADELPHIA		2			2
Lenawee Medical Care Facility		2			2
VELOCITY URGENT CARE			2	100%	2
Kroger 853 - The Little Clinic East Broad Street		2			2
EXPRESS CARE WALK-IN CLINIC			2	100%	2
SPARTANBURG REGIONAL MEDICAL CENTER			2	100%	2
U OF MIAMI MILLER SCHOOL OF MEDICINE			2	100%	2
MEDEXPRESS URGENT CARE - EWING		2			2
GRASSY SPRAIN PHARMACY INC		2			2
MINUTECLINIC MINUTECLINIC #4978		1	1	50%	2
RENE F CEDENO DMD PA		2			2
Walgreens #10207		2			2
TRUE HEALTH INC			2	100%	2
PTC LABORATORIES			2	100%	2
SHANDS JACKSONVILLE CLINICAL CENTER		1	1	50%	2
LEGACY ER & URGENT CARE - FRISCO WEST			2	100%	2
IP BOISE 1		1	1	50%	2
ST. JOSEPH REGIONAL MEDICAL CENTER			2	100%	2
PALM COAST DIALYSIS		2			2

COVID-19: testing by laboratory

Data through Apr 7, 2021 verified as of Apr 8, 2021 at 09:25 AM

Data in this report are provisional and subject to change.

The numbers in the table below represent the number of Florida and non-Florida residents for whom test results were received by the Department of Health. A person can be tested by more than one laboratory and can have both positive and negative results. **Therefore, the sum of the numbers in each column will be larger than the total number of people tested.**

Reporting lab	Inconclusive	Negative	Positive	Percent positive	Total
TEXAS HEALTH CARE			2	100%	2
PRECISION DIAGNOSTIC INC		2			2
GINKGO-IXLAYER		2			2
Green Mountain Nursing and Rehabilitation		2			2
ADVANCED MEDICAL OF FLORIDA			2	100%	2
C19 LABS			2	100%	2
TMH EC NORTHEAST LABORATORY			2	100%	2
ASANTE ROGUE REGIONAL MEDICAL CENTER L		2			2
SANITAS LAUDERDALE LAKES			2	100%	2
CITRUS DERMATOLOGY			2	100%	2
SANTA ROSA COUNTY HEALTH DEPARTMENT			2	100%	2
CVS NV5942POCT LAS VEGAS		2			2
LIFEGUARD AMBULANCE SERVICE LLC - BAY COUNTY			2	100%	2
CHRISTUS SPOHN HOSPITAL			2	100%	2
NORTH MANATEE HEALTH CARE CENTER			2	100%	2
WISCONSIN STATE LABORATORY OF HYGIENE		1	1	50%	2
BLOSSOMS ASSISTED LIVING 1 LLC			2	100%	2
John L. McClellan Memorial Veterans Hospital		2			2
RANDOLPH COUNTY HEALTH & REHABILITATIO		2			2
WARE EXPRESS CARE			2	100%	2
Kroger 647 - The Little Clinic Newnan Crossings		1	1	50%	2
Bethel Lutheran Home		2			2
Crowne Health Care of Mobile		2			2
St. Luke's Care Center		2			2
MYKIDZMD PEDIATRICS PLLC		2			2
MINUTECLINIC DIAGNOSTIC, PA		2			2
AMERICAN RESEARCH CENTERS OF FLORIDA			2	100%	2
ORLANDO LUTHERAN TOWERS		1	1	50%	2
VOLUNTEERS OF AMERICA OF FLORIDA			2	100%	2
VA CBOC			2	100%	2
WALKONCLINIC			2	100%	2
NORTON IMMEDIATE CARE CENTER - PRESTON			2	100%	2
NORTH COUNTRY FAMILY HEALTH CENTER INC		2			2
ESCANDON DIAGNOSTIC CLINIC			2	100%	2
Kroger 549 - The Little Clinic Clinton Highway		2			2
WALGREENS #13605		2			2
PEDIATRICS IN NORTH FLORIDA PA			2	100%	2
Henry County Health and Rehabilitation		2			2
MOBILE HEALTH LABS LLC			2	100%	2
Camellia Gardens		2			2
PARKRIDGE MEDICAL CENTER			2	100%	2
87TH MEDICAL GROUP – MCGUIRE AMBULATORY CARE FACILITY		2			2
CHILDREN'S HEALTHCARE OF ATLANTA		2			2
MEDEXPRESS URGENT CARE - LINCOLN		2			2
ADVENT HEALTH - OWASA			2	100%	2
NEW YORK CITY CENTRAL COVID			2	100%	2
US LABS		2			2

COVID-19: testing by laboratory

Data through Apr 7, 2021 verified as of Apr 8, 2021 at 09:25 AM

Data in this report are provisional and subject to change.

The numbers in the table below represent the number of Florida and non-Florida residents for whom test results were received by the Department of Health. A person can be tested by more than one laboratory and can have both positive and negative results. **Therefore, the sum of the numbers in each column will be larger than the total number of people tested.**

Reporting lab	Inconclusive	Negative	Positive	Percent positive	Total
OAKMONT OF UNION SC, LLC		2			2
MISSION HOSPITAL REGIONAL MEDICAL CENTER			2	100%	2
Church Creek SNF			2	100%	2
DELRAY BEACH HEALTH DEPT LAB			2	100%	2
PLANT CITY FAMILY CARE		2			2
THE CLUB AT BOYNTON BEACH, LLC			2	100%	2
MEDPOST - NORTH DALLAS			2	100%	2
MED-LAKE LABORATORY, LLC			2	100%	2
GOLDSTEIN			2	100%	2
NORTH OKALOOSA PHYSICIAN GRP - WALK IN CLINIC			2	100%	2
PEACE OF MIND REHAB CENTER		2			2
AMEDISYS HOME HEALTH OF GREENVILLE			2	100%	2
URGENTMED PLANTATION			2	100%	2
ACCESS MEDICAL GROUP OF FLORIDA CITY			2	100%	2
THE DOCTOR'S OFFICE OF WEST CALDWELL		2			2
GOUVERNEUR HOSPITAL LABORATORY		2			2
ALL PEDIATRIC CARE PA			2	100%	2
UNIVERSITY OF MISSOURI HEALTH CARE			2	100%	2
MEASE MANOR MEMORY CARE		2			2
INTERNAL MEDICINE SPECIALISTS MEDICAL GROUP, PA		2			2
CATHOLIC HEALTH LABORATORY SERVICES		2			2
STANFORD HEALTH CARE ANATOMIC PATHOLOGY & CLINICAL LAB			2	100%	2
BERNHARDT LABORATORIES INC			2	100%	2
METHODIST MANSFIELD MEDICAL CENTER			2	100%	2
Lake Charles Healthcare LLC dba Landmark Lake Charles			2	100%	2
Cedar Valley Nursing & Rehab Center		2			2
PEDIATRIC HEALTH CARE		1	1	50%	2
COASTAL MEDICAL LAB			2	100%	2
COOPER CLINIC			2	100%	2
OAKBRIDGE TERRACE AT SAE			2	100%	2
The Laurels of Hendersonville		2			2
NORTHSIDE FAMILY MEDICINE AND URGENT CARE (EAST COBB)		2			2
CVS TX7151POCT HUMBLE		2			2
Luther Acres Manor		2			2
PHYSICIANS LABORATORY SERVICES			2	100%	2
Timber Ridge Health Care Center			2	100%	2
SUNSHINE PHARMACY		2			2
FLORIDA SCHOOL FOR THE DEAF & BLIND			2	100%	2
Kroger 412 - The Little Clinic Oxford		2			2
HCR MANOR CARE SERVICES OF FLORIDA III INC		2			2
ILLINOIS DEPT OF PUBLIC HEALTH LABS			2	100%	2
Essex Center for Rehabilitation and Healthcare		2			2
ASCENSION ST MICHAEL'S HOSPITAL LAB		1	1	50%	2
CVS M08581POCT BLUE SPRINGS		1	1	50%	2
Kroger 096 - The Little Clinic Orchard and Holly		2			2
DOCTORS CARE OF PALM COAST			2	100%	2
OLYMPUS HEALTH AND PERFORMANCE			2	100%	2

COVID-19: testing by laboratory

Data through Apr 7, 2021 verified as of Apr 8, 2021 at 09:25 AM

Data in this report are provisional and subject to change.

The numbers in the table below represent the number of Florida and non-Florida residents for whom test results were received by the Department of Health. A person can be tested by more than one laboratory and can have both positive and negative results. **Therefore, the sum of the numbers in each column will be larger than the total number of people tested.**

Reporting lab	Inconclusive	Negative	Positive	Percent positive	Total
TWIN LAKES REHAB & HEALTHCARE		2			2
Kroger 672 - The Little Clinic Bill Kennedy & Glenwood		2			2
WASHINGTON STATE DEPARTMENT OF HEALTH PUBLIC HEALTH LABORATORIES			2	100%	2
CARESPOT URGENT CARE		1	1	50%	2
Oakmont of Katy Nursing and Rehabilitation		2			2
CVS OH6185POCT PICKERINGTON		2			2
MANASOTA PEDIATRICS			2	100%	2
EASTLAKE MEDICAL CENTER		2			2
BMC/JACSONVILLE		1	1	50%	2
VILLAGES HEALTH SYSTEM, LLC, THE			2	100%	2
WARD MEMORIAL HOSPITAL		2			2
VAULT HEALTH			2	100%	2
DR. G'S URGENT CARE			2	100%	2
HEALTH PARTNERS REGIONAL HOSPITAL			2	100%	2
COMPLETE HEALTH MEDICAL CENTER			2	100%	2
FLORIDA MEDICAL CLINIC, LLC			2	100%	2
POMERENE HOSPITAL			2	100%	2
HOPE HEALTH & WELLNESS		2			2
PEACE RIVER MEDICAL CENTER		2			2
PREMIER FAMILY CARE I, INC			2	100%	2
MINUTE CLINIC DIAGNOSTIC OF KANSAS PA		2			2
GULF COAST REGIONAL MEDICAL CARE		2			2
POINT OF CARE PRIVATE HEALTH MANAGEMENT			2	100%	2
MEDEXPRESS URGENT CARE - DERBY N ROCK		2			2
UHEALTH CORAL SPRINGS			2	100%	2
CVS NE8616POCT LINCOLN		1	1	50%	2
MEDEXPRESS URGENT CARE - RUNNEMEDE		1	1	50%	2
NEMOURS CHILDREN'S PRIMARY CARE THE VILLAGES		2			2
MEDEXPRESS URGENT CARE-SALINA, S 9TH ST		2			2
VISITING PHYSICIANS OF THE TREASURE COAST LLC			2	100%	2
INTERMOUNTAIN MEDICAL CENTER			2	100%	2
SIGNATURE CARE LEWISVILLE-EMERGENCY CENTER		1	1	50%	2
PALM BEACH DIGESTIVE ASSOCIATES			2	100%	2
SHORE MEDICAL CENTER		2			2
REGIONS HOSPITAL LABORATORY			2	100%	2
Mary Anna Nursing Home		2			2
Kroger 101 - The Little Clinic Hill Top		2			2
THE FOUNTAIN AT BOCA CIEGA BAY		2			2
DOWN HOME MEDICAL			2	100%	2
EASTSIDE SPORTS COMPLEX			2	100%	2
MEMORIAL HOSPITAL OF TAMPA			2	100%	2
MEDEXPRESS URGENT CARE - CONWAY		2			2
CVS CA9823POCT SACRAMENTO		2			2
MOBILE PHLEBOTOMY SERVICES			2	100%	2
Kings County Hospital Center			2	100%	2
METHODIST HEALTHCARE UNIVERSITY HOSPIT		2			2
FRESENIUS KIDNEY CARE SOUTH ST PETERSBURG			2	100%	2

COVID-19: testing by laboratory

Data through Apr 7, 2021 verified as of Apr 8, 2021 at 09:25 AM

Data in this report are provisional and subject to change.

The numbers in the table below represent the number of Florida and non-Florida residents for whom test results were received by the Department of Health. A person can be tested by more than one laboratory and can have both positive and negative results. **Therefore, the sum of the numbers in each column will be larger than the total number of people tested.**

Reporting lab	Inconclusive	Negative	Positive	Percent positive	Total
FLORIDA MENTOR FAULKNER GROUP HOME			2	100%	2
UMHC HOLLYWOOD LABORATORY			2	100%	2
DALLAS BAPTIST UNIVERSITY - HEALTH SERVICES			2	100%	2
ADVENT HEALTH CENTRAL TEXAS		1	1	50%	2
PALM WEST INTERNIST PA			2	100%	2
CVS MA217POCT TEWKSBURY		2			2
Workmens Circle Multicare Center		2			2
BERGEN COUNTY SURGICAL AND ENDOSCOPY CENTER		2			2
APPLECARE VALDOSTA			2	100%	2
ALLEGHENY GENERAL HOSPITAL			2	100%	2
NLC LABS			2	100%	2
AFC PHYSICIANS OF FLORIDA, PA			2	100%	2
STEWART ST ELIZABETH MEDICAL CENTER			2	100%	2
BUCKINGHAM PAVILION INC		2			2
INNOVATIVE CARE II LLC			2	100%	2
BEAUFORT MEMORIAL			2	100%	2
PATIENT FIRST MEDICAL CENTER-CARYTOWN			2	100%	2
CARENOW LENEXA			2	100%	2
Virginia Gay Nursing and Rehab		2			2
NIAGARA APOTHECARY INC		2			2
Iron County Medical Care Facility		2			2
SPECTRA EAST INC		1	1	50%	2
MINUTECLINIC DIAG OF IND, LLC #6908		2			2
NORTHWELL HEALTH			2	100%	2
MASSENA HOSPITAL LABORATORY		2			2
CARE ATC SUN HYDRAULICS TALLAVAST			2	100%	2
EMORY CRAWFORD LONG HOSPITAL			2	100%	2
Kroger 596 - The Little Clinic Brentwood		2			2
ONE MEDICAL GROUP		1	1	50%	2
First Care Living Center/Essentia Health			2	100%	2
HANOVER ENDOSCOPY CENTER		2			2
JEFFERSON WASHINGTON TOWNSHIP HOSPITAL		2			2
EXCEL URGENT CARE OF PARAMUS LLC		2			2
SOUTHCARE PHARMACY INC			2	100%	2
ATHENA CARE RESOURCES LLC		2			2
Kroger 739 - The Little Clinic La Grange Road		2			2
NATIONWIDE LABORATORY SERVICES		1	1	50%	2
INA		1	1	50%	2
MOBILE COUNTY HEALTH DEPARTMENT		1	1	50%	2
LINIL VISITING NURSES, INC		2			2
CATSKILL REGIONAL MEDICAL CENTER		2			2
UTMB PATHOLOGY CLINICAL SERVICES LABORATORY			2	100%	2
Jersey City Medical Center		2			2
UPSON REGIONAL MEDICAL CENTER		1	1	50%	2
ADVENTHEALTH CENTRA CARE POINCIANA			2	100%	2
ROPER HOSPITAL			2	100%	2
VA Ann Arbor HCS		1	1	50%	2

COVID-19: testing by laboratory

Data through Apr 7, 2021 verified as of Apr 8, 2021 at 09:25 AM

Data in this report are provisional and subject to change.

The numbers in the table below represent the number of Florida and non-Florida residents for whom test results were received by the Department of Health. A person can be tested by more than one laboratory and can have both positive and negative results. **Therefore, the sum of the numbers in each column will be larger than the total number of people tested.**

Reporting lab	Inconclusive	Negative	Positive	Percent positive	Total
DMC UNIVERSITY LABORATORIES		1	1	50%	2
WEST HOUSTON MEDICAL CENTER			2	100%	2
PREVENTIVE HEALTH PARTNERS I L S C		2			2
ALBUQUERQUE - AMG SPECIALTY HOSPITAL		2			2
BRENTWOOD AT FORE RANCH			2	100%	2
FALCON HEALTH CENTER			2	100%	2
PUBLIX PHARMACY #1092		2			2
MATHER HOSPITAL			2	100%	2
Robert Cranfield			2	100%	2
THE HOSPITAL OF PROVIDENCE EMERGENCY ROOM			2	100%	2
Manorcare Health Services West Reading North		2			2
WURLAND NURSING AND REHABILITATION, L		2			2
ONTARIO COUNTY PUBLIC HEALTH		2			2
MEDEXPRESS URGENT CARE - LINCOLN VILLA		2			2
TRICORE REFERENCE LABORATORY		1	1	50%	2
Tuscola County Medical Care Community		2			2
TRINITAS REGIONAL MEDICAL CENTER		1	1	50%	2
OELWEIN HEALTH CARE CENTER		2			2
Warren Center for Rehabilitation and Nursing		2			2
MIRAMAR KIDNEY CENTER		1	1	50%	2
SOUTHERN SURGICAL ARTS		2			2
GULF COAST MEDICAL CENTER RESPIRATORY CARE			2	100%	2
CVS MN663POCT APPLE VALLEY		2			2
AHC Forest cove		2			2
BOSTON PUBLIC HEALTH COMMISSION			2	100%	2
PUBLIX PHARMACY #1048		2			2
HARRINGTON PARK HEALTH AND REHAB		2			2
WELLSTAR WEST GEORGIA MEDICAL CENTER		2			2
NORTHSIDE FAMILY MEDICINE AND URGENT CARE (CUMMING)		2			2
WALGREENS NO 10512		1	1	50%	2
FLORIDA DEPARTMENT OF HEALTH IN LEE COUNTY		1	1	50%	2
LEHIGH MEDICAL AND RESEARCH CENTER, INC			2	100%	2
PINARD HOME HEALTH SERVICES INC			2	100%	2
Good Samaritan Society-Blackduck		1	1	50%	2
ANDERSON COUNTY HOSPITAL			2	100%	2
CARINGPLUS HOMECARE LLC		1	1	50%	2
SOUTH DAKOTA DEPARTMENT OF HEALTH		2			2
CVS OH2381POCT LEWIS CENTER		2			2
MID-FLORIDA HEMATOLOGY AND ONCOLOGY CENTERS		2			2
MAWD PATHOLOGY GROUP			2	100%	2
LIFETIME FAMILY URGENT CARE			2	100%	2
Jackson Health Care Facility			2	100%	2
COLD SPRING HILLS CENTER FOR NURSING A		2			2
MARLBORO URGENT CARE		2			2
JACKSON LABORATORY OF GENOMIC MEDICINE		2			2
Kroger 745 - The Little Clinic Somerset		2			2
SALEM VAMC		2			2

COVID-19: testing by laboratory

Data through Apr 7, 2021 verified as of Apr 8, 2021 at 09:25 AM

Data in this report are provisional and subject to change.

The numbers in the table below represent the number of Florida and non-Florida residents for whom test results were received by the Department of Health. A person can be tested by more than one laboratory and can have both positive and negative results. **Therefore, the sum of the numbers in each column will be larger than the total number of people tested.**

Reporting lab	Inconclusive	Negative	Positive	Percent positive	Total
HOLY FAMILY MEDICAL CENTER		1	1	50%	2
VIRGINIA DEPT OF HEALTH OFFICE OF EPIDEMIOLOGY			2	100%	2
GARDENS PEDIATRICS			2	100%	2
FLORIDA DEPARTMENT OF HEALTH (FDOH)			2	100%	2
BOND COMMUNITY HEALTH CENTER			2	100%	2
MINUTECLINIC DIAGNOSTIC OF KANSAS, PC		2			2
UWMC MONTLAKE DEPT OF LAB MED			2	100%	2
BROOKDALE ALTAMONTE SPRINGS			2	100%	2
ADVENTHEALTH IMAGING PARTIN SETTLEMENT			2	100%	2
MEDEXPRESS URGENT CARE - SPRINGDALE, S 40TH STREET		2			2
MASSACHUSETTS DEPARTMENT OF HEALTH			2	100%	2
SHERIDAN AT HOBE SOUND, THE			2	100%	2
CHESTERFIELD HEALTHCARE GROUP, INC		2			2
BELLIN HOSPITAL			2	100%	2
DUBOIS CONTINUUM OF CARE COMMUNITY INC		2			2
CENTRAL FLORIDA FAMILY HEALTH CENTER		2			2
SOUTHEAST GEORGIA HEALTH SERVICES, LLC		2			2
HEALTH NETWORK			2	100%	2
Piney Grove Nursing and Rehabilitation Center		2			2
METHODIST HEALTHCARE - MEMPHIS HOSP		2			2
VENETIAN GARDENS		2			2
BELL-MINOR HOME		2			2
MEDEXPRESS URGENT CARE - BRIDGEVILLE		2			2
FLORIDA MEDICAL CENTER OF CLEARWATER		2			2
HAWAII DEPARTMENT OF HEALTH			2	100%	2
SMITH NORTHVIEW HOSPITAL LAB			2	100%	2
PUBLIC HEALTH LABORATORY	1		1	50%	2
Walgreens #9890		2			2
UNITY LONGPOND		2			2
EXCUSED ABSENCE PLLC		2			2
HAMILTON MEDICAL CENTER LABORATORY			2	100%	2
MINUTECLINIC DIAGNOSTIC PA #7110		2			2
INTEGRATED REGIONAL LABS			2	100%	2
Manor At Perrysburg		2			2
ACN PHYSICIANS GROUP CORP			2	100%	2
PruittHealth Lakehaven		2			2
UT AUSTIN UNIVERSITY HEALTH SERVICES			2	100%	2
OSF SAINT FRANCIS MEDICAL CENTER			2	100%	2
GOOD SAMARITAN HOSPITAL		1	1	50%	2
VITAL CARE CLINIC, LLC			2	100%	2
Kroger 686 - The Little Clinic Farragut		2			2
MEDEXPRESS URGEN CARE - EAST BRUNSWICK		2			2
Sevierville Health and Rehabilitation		2			2
SOMA MEDICAL CENTER PA #3 GREENACRES			2	100%	2
Garden Isle Healthcare and Rehabilitation Center		2			2
BAYSTATE MEDICAL CENTER		1	1	50%	2
CVS NV2989POCT NORTH LAS VEGAS		1	1	50%	2

COVID-19: testing by laboratory

Data through Apr 7, 2021 verified as of Apr 8, 2021 at 09:25 AM

Data in this report are provisional and subject to change.

The numbers in the table below represent the number of Florida and non-Florida residents for whom test results were received by the Department of Health. A person can be tested by more than one laboratory and can have both positive and negative results. **Therefore, the sum of the numbers in each column will be larger than the total number of people tested.**

Reporting lab	Inconclusive	Negative	Positive	Percent positive	Total
MEMORIAL HOSPITAL WEST			2	100%	2
INTEAM HEALTH, INC.			2	100%	2
ST ANTHONY COMMUNITY HOSPITAL LAB		1	1	50%	2
ROBERTS WESLEYAN COLLEGE HEALTH CENTE		2			2
Crestwood Nursing Center		1	1	50%	2
JACKSONVILLE VA OPC			2	100%	2
CVS OH4300POCT STRONGSVILLE		2			2
PRIMACARE MEDICAL LAKEWOOD			2	100%	2
PROSPECT URGENT CARE			2	100%	2
BENEVA LAKES ASSISTED LIVING CENTER			2	100%	2
CVS IL2788POCT BUFFALO GROVE		2			2
DEVLAB, LLC			2	100%	2
MEDEXPRESS URGENT CARE - WEXFORD		2			2
DOCTOR'S IN-HOUSE LAB/COMMUNITY HEALTH CENTERS OF PINELLAS - JOHNNIE R			2	100%	2
PM PEDIATRICS OF SELDEN, PLLC		2			2
MEDEXPRESS URGENT CARE - WICHITA, N MAIZE RD		1	1	50%	2
COUNTRY COTTAGE		2			2
LACORP		1	1	50%	2
MINUTECLINIC DIAGNOSTIC OF VIRGINIA, LLC #1980		2			2
IN & OUT URGENT CARE METAIRIE			2	100%	2
COLUMBIA COTTAGE		2			2
CVS NH1004POCT SALEM		1	1	50%	2
COVANCE			2	100%	2
MEDEXPRESS URGENT CARE-BLOOMFIELD AVEN		2			2
MC MEDICAL			2	100%	2
Advanced Rehabilitation and Healthcare of Wichita Falls		2			2
CALIFORNIA DIVISION OF COMMUNICABLE DISEASE CONTROL			2	100%	2
JRS LABORATORY			2	100%	2
BRANDYWYNE HEALTH CARE CENTER			2	100%	2
TEQUESTA FAMILY MEDICAL CENTER LLC			2	100%	2
BAYMEADOWS PRIMARY CARE		2			2
AFC URGENT CARE CLEVELAND			2	100%	2
SPRINGFIELD HOSPITAL LABORATORY			2	100%	2
CORNERSTONE MEDICAL CARE OF BRANDON		2			2
FIRST CHOICE MEDICAL PC			2	100%	2
INSPIRIT SENIOR LIVING			2	100%	2
OUR LADY OF THE LAKE REGIONAL MEDICAL CENTER			2	100%	2
Harbert Hills Academy Nursing Home		2			2
INN AT LAPOSADA,THE			2	100%	2
KJ MEDICAL PRACTICE PC		2			2
ROCKWALL URGENT CARE			2	100%	2
OAKMONT EAST- GREENVILLE SC, LLC		2			2
CVS NJ1927POCT GREEN BROOK		2			2
HELEN HAYES HOSPITAL LABORATORY		2			2
INTERNAL MEDICINE ASSOCIATES-DUNELLON			2	100%	2
BROOKSVILLE DIALYSIS			2	100%	2
TWELVE OAKS RECOVERY CENTER			2	100%	2

COVID-19: testing by laboratory

Data through Apr 7, 2021 verified as of Apr 8, 2021 at 09:25 AM

Data in this report are provisional and subject to change.

The numbers in the table below represent the number of Florida and non-Florida residents for whom test results were received by the Department of Health. A person can be tested by more than one laboratory and can have both positive and negative results. **Therefore, the sum of the numbers in each column will be larger than the total number of people tested.**

Reporting lab	Inconclusive	Negative	Positive	Percent positive	Total
MIDDLEBURG PEDIATRICS			2	100%	2
Kroger 687 - The Little Clinic Sugar Hill		1	1	50%	2
HEALTH GROUP CENTER INC			2	100%	2
CVS MA299POCT WORCESTER		2			2
FEDERAL CORRECTIONAL INSTITUTION MARIANNA			2	100%	2
AZALEA HEALTH AND REHABILITATION		2			2
HAILE MEDICAL GROUP PA		2			2
WISE HEALTH SYSTEM		1	1	50%	2
Hartwell Health and Rehabilitation		2			2
NYU LANGONE HUNTINGTON MEDICAL GROUP		2			2
CVS MI8287POCT MACOMB		2			2
SHELBYVILLE HOSPITAL COMPANY		2			2
MEDEXPRESS URGENT CARE-SELINGSGROVE		2			2
SCIENTIFIC LABORATORY COMPANY		2			2
CREATIVE HEALTH CENTER			2	100%	2
Tidelands Health Rehabilitation Hospital			2	100%	2
Kroger 020 - The Little Clinic Wheat Ridge		2			2
KEY WEST HMA PHYSICIAN MANAGEMENT, LLC			2	100%	2
TENNESSEE VALLEY HCS			2	100%	2
Kroger 328 - The Little Clinic Henderson Road		2			2
Florida Baptist Retirement Center		1	1	50%	2
CHNJ		2			2
MEDEXPRESS URGENT CARE - SOUTH CHARLESTON		2			2
TRINITY DIALYSIS			2	100%	2
LAKELAND VOLUNTEERS IN MEDICINE INC		1	1	50%	2
DURAND SENIOR CARE & REHAB CENTER		2			2
CVS NJ2508POCT MANALAPAN		2			2
SWEDISH COVENANT HOSPITAL			2	100%	2
MC DIAGNOSTIC OF CONNECTICUT, PC #252		1	1	50%	2
Life Care Center of Elyria		2			2
SPECIALTY LABORATORIES			2	100%	2
Hackensack Univ Medical Center At Pasc		1	1	50%	2
FLORIDA MEDICAL CLINIC CARDIOLOGY-ZH			2	100%	2
CVS CA9497POCT IRVINE		2			2
CVS OH2540POCT HILLIARD		2			2
JOHN D. ARCHBOLD MEM. HOSPITAL			2	100%	2
ANNE ARUNDEL MEDICAL CENTER			2	100%	2
HOLY TRINITY PHARMACY LLC		2			2
NEMOURS CHILDREN'S PRIMARY CARE OF VERO BEACH			2	100%	2
SUNBRIDGE CARE & REHAB FOR DECATUR		2			2
FLORIDA PRIMARY CARE CENTER PA		2			2
HAMILTON COUNTY HEALTH DEPARTMENT		2			2
LABRADOR PRIMARY CARE CENTER			2	100%	2
VALLEY MEDICAL LABORATORY			2	100%	2
UF KANAPAHA LAB BEAKER		2			2
WELLMED AT SOUTH STUART		2			2
SPECTRUM HEALTH			2	100%	2

COVID-19: testing by laboratory

Data through Apr 7, 2021 verified as of Apr 8, 2021 at 09:25 AM

Data in this report are provisional and subject to change.

The numbers in the table below represent the number of Florida and non-Florida residents for whom test results were received by the Department of Health. A person can be tested by more than one laboratory and can have both positive and negative results. **Therefore, the sum of the numbers in each column will be larger than the total number of people tested.**

Reporting lab	Inconclusive	Negative	Positive	Percent positive	Total
EXCELTOX LABORATORIES LLC		2			2
CVS NE2741POCT LA VISTA		2			2
Walgreens #19019		2			2
BAYLOR COLLEGE OF MEDICINE			2	100%	2
PALOS COMMUNITY HOSPITAL LABORATORY			2	100%	2
Providence of Sparta Health and Rehabilitation		2			2
DIVERSE MEDICAL CARE LLC			2	100%	2
CARE 365			2	100%	2
CARE NOW DENTON			2	100%	2
BAPTIST HOSPITAL PRIMARY CARE GULF BREEZE			2	100%	2
PUTNAM COUNTY PUBLIC HEALTH UNIT		2			2
DOCTORS HOSPITAL LAB MEDICAL OFFICE BUILDING			2	100%	2
LONG, SARAH		1	1	50%	2
CVS OH3980POCT KENT		2			2
Kroger 127 - The Little Clinic Lakewood-Alameda		2			2
Alden Terrace of McHenry			2	100%	2
URGENT CARE AND SURGERY CENTER			2	100%	2
Heartland Healthcare Center Boca Raton			2	100%	2
NEW YORK UNIVERSITY MEDICAL CENTER			2	100%	2
MERCY CONVENIENT CARE			2	100%	2
NAVAL MEDICAL CENTER			2	100%	2
WyndRidge Health & Rehabilitation		2			2
RAJ K PAI MD PA			2	100%	2
TGH Brandon Healthplex Laboratory			2	100%	2
HOCHBERG LOWER SCHOOL		2			2
PROFESSIONAL DIALYSIS CENTER			2	100%	2
MOBILE HEALTH MEDICAL SERVICES PC		2			2
Covington Care Nursing and Rehabilitation		2			2
CVS AZ33POCT TEMPE		2			2
MINERS COLFAX MEDICAL CENTER		2			2
CROSSROADS			2	100%	2
NORTH DAKOTA VETERANS HOME		2			2
ADVANCED FOOT AND ANKLE OF INDIAN RIVER		2			2
PHOEBE BERKS HEALTH CARE CENTER		2			2
NYUMC CLINICAL LABORATORIES			2	100%	2
MAIN STREET MEDICAL CENTERS		2			2
Providence VAMC		2			2
PALMETTO FAMILY HEALTH CENTER			2	100%	2
MEDEXPRESS URGENT CARE - SPRINGFIELD, COOLEY ST		2			2
CHARLOTTE COUNTY HEALTH DEPARTMENT			2	100%	2
Eagle Health and Rehabilitation		2			2
441 URGENT CARE-MULBERRY			2	100%	2
GREEN POINT RX INC DBA ALTRU CHEMISTS		2			2
OPTUM PRIMARY CARE		1	1	50%	2
NORTH MCALLEN PEDIATRIC CENTER			2	100%	2
LIFESPRING COMMUNITY HEALTH		2			2
MERCY HEALTH			2	100%	2

COVID-19: testing by laboratory

Data through Apr 7, 2021 verified as of Apr 8, 2021 at 09:25 AM

Data in this report are provisional and subject to change.

The numbers in the table below represent the number of Florida and non-Florida residents for whom test results were received by the Department of Health. A person can be tested by more than one laboratory and can have both positive and negative results. **Therefore, the sum of the numbers in each column will be larger than the total number of people tested.**

Reporting lab	Inconclusive	Negative	Positive	Percent positive	Total
DOCTORS MEDICAL CTR OF WALTON COUNTY			2	100%	2
MEDEXPRESS URGENT CARE - OMAHA N 72 ST		2			2
ROCKEFELLER UNIVERSITY CLINICAL GENOMICS LABORATOR		2			2
MIDWAY PRIMARY CARE LLC		2			2
BAY CORRECTIONAL AND REHABILITATION FACILITY			2	100%	2
MOUNT SINAI MEDICAL CENTER OF FLORIDA, INC			2	100%	2
NEW YORK CITY DEPARTMENT OF HEALTH			2	100%	2
WATERS PEDIATRIC CENTER			2	100%	2
ST JOSEPHS HOSPITAL PATHOLOGY LAB		2			2
Kroger 477 - The Little Clinic Fort Mitchell		2			2
MEDEXPRESS URGENT CARE - MARTINSVILLE		2			2
CVS IL7017POCT BLOOMINGTON		2			2
ADVANTA ANALYTICAL LABORATORIES			2	100%	2
Mount Olivet Careview Home		2			2
MAJESTIC GUARDIANS			2	100%	2
ARCPPOINTLABS OF VIRGINIA BEACH		1	1	50%	2
MI Nursing Restorative Center		2			2
MEMORIAL SLOAN KETTERING CANCER CENTER		1	1	50%	2
NORTHEAST FLORIDA HEALTH SERVICES, INC DBA FAMILY HEALTH SOURCE			2	100%	2
INTEGRITY CLINICAL RESEARCH CENTER INC		1	1	50%	2
Kroger 409 - The Little Clinic Hebron Marketplace		1	1	50%	2
VALUE DRUGS BRONXVILLE INC		2			2
SPRING HILL REGIONAL HOSPITAL			2	100%	2
Michael J Crescenz VA Outpatient Dialysis Center		2			2
SOMA MEDICAL CENTER P.A. #4			2	100%	2
The Friendly Home		2			2
Elba Nursing and Rehabilitation Center, LLC		2			2
CARTERSVILLE MEDICAL CENTER			2	100%	2
LAWRENCE GENERAL HOSPITAL			2	100%	2
Cortland Acres Association		2			2
ISLAND NURSING HOME		1	1	50%	2
LEGACY LABORATORY SERVICES			2	100%	2
MEDEXPRESS URGENT CARE, HANOVER		2			2
BFT LAB			2	100%	2
CVS MA137POCT QUINCY		2			2
LIFT HEALTH		2			2
CVS MA41POCT TAUNTON		2			2
LOWELL GENERAL HOSPITAL			2	100%	2
ASCENSION ST VINCENT'S RIVERSIDE			2	100%	2
THE RIM URGENT CARE			2	100%	2
MERCY HEALTH LAB		1	1	50%	2
MEDICAL ASSOCIATES OF BREVARD DR S VYAS			2	100%	2
HAPPY KIDZ PEDIATRICS PL		1	1	50%	2
SYNEOS HEALTH			2	100%	2
Iowa Veterans Home		2			2
RIDGEFIELD PEDIATRIC ASSOCIATES		2			2
CSS- TWELVE OAKS			2	100%	2

COVID-19: testing by laboratory

Data through Apr 7, 2021 verified as of Apr 8, 2021 at 09:25 AM

Data in this report are provisional and subject to change.

The numbers in the table below represent the number of Florida and non-Florida residents for whom test results were received by the Department of Health. A person can be tested by more than one laboratory and can have both positive and negative results. **Therefore, the sum of the numbers in each column will be larger than the total number of people tested.**

Reporting lab	Inconclusive	Negative	Positive	Percent positive	Total
ASSOCIATES IN UROGYNECOLOGY MD LLC		2			2
LABCORP OF AMERICA HOLDINGS		1	1	50%	2
MAGNOLIA MANOR OF COLUMBUS		2			2
AFC/DOCTORS EXPRESS NORTH BERGEN		2			2
ORLANDO HEALTH MEDICAL GROUP		1	1	50%	2
JUST BELIEVE RECOVERY CENTER			2	100%	2
GRANDVIEW COLLEGE STUDENT HEALTH CENTE		2			2
LAKE SUCCESS EXTENDED CARE		2			2
GRACE HEALTHCARE OF LAKE WALES		1	1	50%	2
CPL LABS			2	100%	2
UNIVERSITY OF MIAMI SCCC RESEARCH LABORATORY			2	100%	2
BAPTIST HOSPITAL LABORATORY			2	100%	2
JASPER MEMORIAL HOSPITAL		1	1	50%	2
A+ URGENT/PRIMARY CARE			2	100%	2
NORTHSIDE FAMILY MEDICINE AND URGENT CARE (HOLLY SPRINGS)		2			2
Kroger 441 - The Little Clinic Middletown		2			2
ROYAL OAK MEDICAL CENTER LLC DBA CHARACTER FAMILY			2	100%	2
LAREDO EMERGENCY ROOM			2	100%	2
CITRUS PARK			2	100%	2
CVS IN8639POCT TERRE HAUTE		2			2
MEDEXPRESS URGENT CARE - CHERRY HILL		2			2
AMICUS MEDICAL CENTER LLC			2	100%	2
BIRMINGHAM INTERNAL MEDICINE ASSOCIATE		1	1	50%	2
MAINE CENTER FOR DISEASE CONTROL AND PREVENTION			2	100%	2
HCA HOUSTON ER 24/7			2	100%	2
CONEMAUGH MEMORIAL MEDICAL CENTER		2			2
CVS CA9145POCT SANTEE		1	1	50%	2
UNIVERSITY OF MIAMI HOSPITALS & CLINIC			2	100%	2
CVS IN6559POCT AVON		2			2
LPG PRIMARY CARE AT LABELLE		1	1	50%	2
MEDEXPRESS URGENT CARE - MYLAN			2	100%	2
SYLVAN NURSING			2	100%	2
CVS MA1877POCT NORTON		2			2
SOWAL HEALTH & DRUG			2	100%	2
CARELINE PHARMACY AND HEALTHCARE SERVICES		1	1	50%	2
Alden Des Plaines			2	100%	2
EXPRESSCARE URGENT CARE CENTER			2	100%	2
CVS MD1490POCT GAITHERSBURG		2			2
SOUTH TAMPA AFTER HOURS CLINIC			2	100%	2
FLORIDA KEYS PED & ADOLES CTR			2	100%	2
University Center East			2	100%	2
LEXINGTON PLACE			2	100%	2
KIDSVILLE PEDIATRICS IV PA		1	1	50%	2
LARKIN COMMUNITY HOSPITAL PALM SPRINGS CAMPUS		1	1	50%	2
LIFELINK TRANSPLANT INSTITUTE LAB		1	1	50%	2
CVS OH6167POCT ASHLAND		2			2
MIDLAND MEMORIAL HOSPITAL			2	100%	2

COVID-19: testing by laboratory

Data through Apr 7, 2021 verified as of Apr 8, 2021 at 09:25 AM

Data in this report are provisional and subject to change.

The numbers in the table below represent the number of Florida and non-Florida residents for whom test results were received by the Department of Health. A person can be tested by more than one laboratory and can have both positive and negative results. **Therefore, the sum of the numbers in each column will be larger than the total number of people tested.**

Reporting lab	Inconclusive	Negative	Positive	Percent positive	Total
WILLOW CREEK RETIREMENT CENTER		2			2
ROUTE 16 PHARMACY LLC DBA HOLLAND PHAR		2			2
ARLINGTON DIALYSIS CENTER LLC		2			2
DELAWARE DIAGNOSTICS LABS			2	100%	2
MIDDLE TENN MENTAL HEALTH INSTITUTE		2			2
SAWGRASS PEDIATRIC PARTNERS LLC			2	100%	2
UHEALTH CARDIOLOGY			2	100%	2
TULANE MEDICAL CENTER			2	100%	2
ROYAL CARE MEDICAL CENTER			2	100%	2
Edinboro Manor		2			2
MINUTECLINIC DIAGNOSTIC, PA #10252		2			2
Imboden Creek Living Center		2			2
Avanti Wellness and Rehab			2	100%	2
PRIMARY HEALTH CARE ASSOCIATES INC			2	100%	2
ADVANCED MEDICAL CARE			2	100%	2
MEMORIAL HOSPITAL OF SOUTH BEND			2	100%	2
MANISTEE COUNTY MEDICAL CARE FACILITY		2			2
WALGREENS #06583		2			2
GILA REGIONAL MEDICAL CENTER		2			2
FLORIDA MEDICAL CENTER			2	100%	2
APC PEDIATRICS			2	100%	2
BLUEWATER TOXICOLOGY			2	100%	2
RICHICHI FAMILY HEALTH			2	100%	2
Greystone Nursing and Rehab, LLC			2	100%	2
ATLAS GENOMICS			2	100%	2
MINUTECLINIC DIAG OF IND, LLC #4368		2			2
MEDEXPRESS URGENT CARE - BROOKHAVEN		2			2
MADISON HOSPITAL LABORATORY			2	100%	2
IM&P WELLNES CENTER			2	100%	2
NAVAL BRANCH MEDICAL CLINIC			2	100%	2
METROHEALTH SYSTEM			2	100%	2
ATVIVO LLC		2			2
FHPG SURGICAL ASSOCIATES OF EAST PASCO			2	100%	2
SOUTH HILLSBOROUGH CBOC			2	100%	2
RAINY LAKE MEDICAL CENTER			2	100%	2
QUEST DIAGNOSTICS INCORPORATED			2	100%	2
CIGNA GATEWAY			2	100%	2
CROSTOWN PHARMACY		2			2
Stillwater Healthcare		2			2
BAYCARE OUTREACH LAB			2	100%	2
CHAPPEL GROUP RESEARCH, THE		2			2
FLORIDA DEPARTMENT OF HEALTH PINELLAS COUNTY-			2	100%	2
HUMILITY OF MARY HEALTH PARTNERS			2	100%	2
TEXAS REGIONAL ASTHMA & ALLERGY CENTER			2	100%	2
Domiciliary Rehab & Residential Treatment Program		2			2
ADVENTIST HINSDALE HOSPITAL LABORATORY			2	100%	2
CARTER BLOOD CARE			2	100%	2

COVID-19: testing by laboratory

Data through Apr 7, 2021 verified as of Apr 8, 2021 at 09:25 AM

Data in this report are provisional and subject to change.

The numbers in the table below represent the number of Florida and non-Florida residents for whom test results were received by the Department of Health. A person can be tested by more than one laboratory and can have both positive and negative results. **Therefore, the sum of the numbers in each column will be larger than the total number of people tested.**

Reporting lab	Inconclusive	Negative	Positive	Percent positive	Total
LABTOX LABORATORIES			2	100%	2
BAYCARE LABORATORIES			2	100%	2
SAFE PMC		2			2
BIOHEALTH MEDICAL LAB INC			2	100%	2
CLEVELAND CLINIC FLORIDA LABORATORY			2	100%	2
THE WINDSOR ORTEGA		2			2
CVS SC7567POCT BOILING SPRINGS		1	1	50%	2
CVS NV8784POCT LAS VEGAS		1	1	50%	2
ST JOSEPH'S HOSPITAL INC			2	100%	2
Macon Valley Nursing and Rehabilitation Center		2			2
TENNESSEE DEPARTMENT OF HEALTH (TDH) - REGIONAL LABORATORY			2	100%	2
MEMORIAL HEALTH SYSTEM		1	1	50%	2
WILSON MEMORIAL HOSPITAL			2	100%	2
CENTRAL ARKANSAS VETERANS HEALTHCARE SYSTEM - VETERANS AFFAIRS			2	100%	2
SUNNYSIDE MANOR		2			2
ADVENTHEALTH MEDICAL GROUP FAMILY AND INTERNAL		1	1	50%	2
Kroger 519 - The Little Clinic Georgesville Square		2			2
NEIGHBORCARE PHARMACY SERVICES		2			2
WOODHILLS LABS			2	100%	2
BAPTIST HOSPITAL OF MIAMI MCI BROWARD LABORATORY			2	100%	2
SANIBEL MEDICAL CLINIC			2	100%	2
AUGUSTA HEALTH SKILLED CARE			2	100%	2
PALM MEDICAL CENTER - PLANT CITY		2			2
ADVOCATE SHERMAN HOSPITAL			2	100%	2
AMERICAN MEDICAL LABORATORIES			2	100%	2
PRIMARY CARE SERVICES AT EDGEWATER		2			2
WillowBrooke Court at Westminster Village		2			2
BIONIC TECHNOLOGIES CORPORATION			2	100%	2
UNIVERSITY OF MARYLAND MEDICAL CENTER			2	100%	2
CVS AZ5477POCT SURPRISE		2			2
HOME CARE PHARMACY OF PALM COAST INC		2			2
VA WNYHCS - Buffalo Division		1	1	50%	2
UNIVERSITY HOSPITAL OF BROOKLYN		2			2
APALACHEE CENTER INC		2			2
UNIVERSITY URGENT CARE			2	100%	2
MEDEXPRESS - WILMINGTON KIRKWOOD HIGHWAY		2			2
GOLISANO PEDIATRICS PORT CHARLOTTE HARBOR		2			2
RABI SINHA, MD		2			2
CVS CA8861POCT BUENA PARK		2			2
CVS CA9858POCT SANTA CLARITA		2			2
SELECT MEDICAL CLINIC			2	100%	2
CVS IL5797POCT CAROL STREAM		2			2
JOHNSON CITY MEDICAL CENTER		1	1	50%	2
Parkridge Specialty Care		2			2
MEDICAL ASSOCIATES OF BREVARD LLC		1	1	50%	2
PM PEDIATRICS OF BAYSIDE PLLC - BELLER		2			2
LAB CORP OF AMER SAN DIEGO			2	100%	2

COVID-19: testing by laboratory

Data through Apr 7, 2021 verified as of Apr 8, 2021 at 09:25 AM

Data in this report are provisional and subject to change.

The numbers in the table below represent the number of Florida and non-Florida residents for whom test results were received by the Department of Health. A person can be tested by more than one laboratory and can have both positive and negative results. **Therefore, the sum of the numbers in each column will be larger than the total number of people tested.**

Reporting lab	Inconclusive	Negative	Positive	Percent positive	Total
HOUSTON HEALTH DEPARTMENT - BUREAU OF LABORATORY SERVICES			2	100%	2
PLAINS REGIONAL MEDICAL CENTER		2			2
Good Samaritan Society Waukon		2			2
ST JOHN'S RIVERSIDE HOSPITAL		2			2
Q ALL CARE MEDICAL PC		2			2
STOP URGENT CARE			2	100%	2
EASTERN NEW MEXICO UNIVERSITY STUDENT		2			2
VALLEY BAPTIST MEDICAL CENTER: BROWNSVILLE			2	100%	2
MEDAILLE COLLEGE WELLNESS CENTER		2			2
PRONTO URGENT CARE			2	100%	2
VALUE DRUGS GREENLAWN INC		2			2
TSALI CARE CENTER		2			2
LILY PHARMACY		2			2
POPLAR HEALTHCARE			2	100%	2
STATCARE URGENT AND WALK-IN			2	100%	2
FLORIDA DEPARTMENT OF HEALTH IN ESCAMBIA COUNTY		1	1	50%	2
MINUTECLINIC DIAGNOSTIC OF OHIO #6192		2			2
DRR JMC URGENT CARE DONALD ROSS			2	100%	2
LabCorp of America			2	100%	2
ENVOY OF FORK UNION, LLC DBA ENVOY AT THE VILLAGE		2			2
BAYSHORE MEDICAL CENTER			2	100%	2
GERM BUSTERS 911 LLC			2	100%	2
EAST CORE LAB			2	100%	2
Delaware Court Healthcare Center		2			2
WESTMINSTER SUNCOAST			2	100%	2
A G RHODES HOME AT WESLEY WOODS		2			2
SCDHEC BUREAU OF LABORATORIES			2	100%	2
SENECA HEALTH CARE CENTER		2			2
AGILE URGENT CARE			2	100%	2
CVS NM7242POCT ALBUQUERQUE		2			2
WELLNESS MEDICAL CLINIC			2	100%	2
UNIVERSITY COMMUNITY HEALTH SERVICES		1	1	50%	2
MAYO CLINIC COUMADIN CLINIC LABORATORY		1	1	50%	2
EMORY JOHNS CREEK HOSPITAL		2			2
CVS AZ7075POCT CHANDLER		2			2
THE EDGEWATER AND WATERMAN VILLAGE			2	100%	2
RAPID RESULT CORP LLC		1	1	50%	2
WALGREENS # 09788		2			2
DEKALB MEDICAL CENTER LABORATORY			2	100%	2
JMC TALLAHASSEE, LLC			2	100%	2
WEAKLEY COUNTY REHAB AND NURSING CENTER		2			2
Cooperstown Center for Nursing and Rehabilitation		2			2
SPRINGS MEDICAL LAB		1	1	50%	2
JORDAN VALLEY MEDICAL CENTER			2	100%	2
RAPID URGENT CARE - ALBANY			2	100%	2
CVS MO5724POCT KANSAS CITY		2			2
MEDICAL CENTER LABORATORY			2	100%	2

COVID-19: testing by laboratory

Data through Apr 7, 2021 verified as of Apr 8, 2021 at 09:25 AM

Data in this report are provisional and subject to change.

The numbers in the table below represent the number of Florida and non-Florida residents for whom test results were received by the Department of Health. A person can be tested by more than one laboratory and can have both positive and negative results. **Therefore, the sum of the numbers in each column will be larger than the total number of people tested.**

Reporting lab	Inconclusive	Negative	Positive	Percent positive	Total
Colonial Manor Nursing and Rehabilitation Center		2			2
ST. MARY'S MEDICAL CENTER EVANSVILLE, INC			2	100%	2
DUKE HEALTH REGIONAL HOSPITAL			2	100%	2
Cottage of the Shoals		2			2
CVS MA1179POCT HUDSON		1	1	50%	2
MIAMI DADE MEDICAL RESEARCH INSTITUTE			2	100%	2
NEWTON MEMORIAL HOSPITAL		2			2
ST. VINCENT HOSPITAL			2	100%	2
FKC AMELIA ISLAND DIALYSIS			2	100%	2
EXPRESS PHARMACY INC		1	1	50%	2
Kroger 667 - The Little Clinic Litchfield Park		2			2
WEST FLORIDA MEDICAL ASSOCIATES, PA			2	100%	2
COBLESKILL REGIONAL HOSPITAL		2			2
DAYTON CHILDRENS HOSPITAL LAB			2	100%	2
MAGNOLIA ADULT, LLC			2	100%	2
Medilodge of Monroe		2			2
Walgreens #9278		2			2
ORMOND BEACH URGENT CARE			2	100%	2
UW HOSPITAL AND CLINICS		1	1	50%	2
Durham VAMC		2			2
GENETIC ASSAYS INC			2	100%	2
COLONIAL VILLA GOOD SAMARITAN CENTER		2			2
UT PATH			2	100%	2
Kroger 619 - The Little Clinic Hendersonville Indian Lake		2			2
FLAGLER PROFESSIONAL HEALTH CAE SERVICES INC		2			2
Sanford Health & Rehabilitation			2	100%	2
SWEETWATER NURSING CENTER		2			2
ManorCare Rehab Center of Marietta		2			2
MINUTECLINIC #1773		2			2
OMEGA RESEARCH CONSULTANTS			2	100%	2
FRASER MEMORIAL HOSPITAL		1	1	50%	2
TANNER MEDICAL CENTER LABORATORY		2			2
CITY OF NEW YORK DEPARTMENT OF HEALTH			2	100%	2
MEDRITE MEDICAL CARE PC		2			2
CAREWELL JW - WORCESTER LNC			2	100%	2
CVS AZ5892POCT LAVEEN		2			2
AYASS BIOSCIENCE LLC			2	100%	2
EASTERN NIAGARA HOSPITAL		2			2
BOCA RATON REGIONAL HOSPITAL INC			2	100%	2
New Jersey Aim At Smg		2			2
RIGHT AT HOME			2	100%	2
MEDEXPRESS URGENT CARE-MT PLEASANT		1	1	50%	2
CVS OH5457POCT POWELL		2			2
HACKENSACK MERIDIAN URGENT CARE, PC		2			2
CVS IN6555POCT BROWNSBURG		2			2
The Palms Nursing and Rehabilitation		1	1	50%	2
CVS PA10825POCT PLYMOUTH MEETING		2			2

COVID-19: testing by laboratory

Data through Apr 7, 2021 verified as of Apr 8, 2021 at 09:25 AM

Data in this report are provisional and subject to change.

The numbers in the table below represent the number of Florida and non-Florida residents for whom test results were received by the Department of Health. A person can be tested by more than one laboratory and can have both positive and negative results. **Therefore, the sum of the numbers in each column will be larger than the total number of people tested.**

Reporting lab	Inconclusive	Negative	Positive	Percent positive	Total
FLORIDA COMMUNITY HEALTH CENTERS, INC.			2	100%	2
Chatham Nursing and Rehab Center		2			2
SIGNAL DIAGNOSTICS DBA FLOWHEALTH LABS			2	100%	2
SPRINGHILL SENIOR RESIDENCE		2			2
GIGI WOOD DAVIS DO-FAMILY MEDICINE		2			2
LAB PLUS, LLC AT ASCENSION SAINT THOMA		2			2
TMH PHYSICIAN PARTNERS MONTICELLO		1	1	50%	2
SOUTHERN BREEZE HEALTHCARE		1	1	50%	2
SHEPHERD CENTER CLINICAL LABORATORY		2			2
Bedford Care Center of Hattiesburg		2			2
Kroger 400 - The Little Clinic Hartley Bridge Rd		1	1	50%	2
REELFOOT FAMILY WALK IN CLINIC - TIPT		2			2
PM PEDIATRICS OF BAYSIDE, PLLC - RIVE		2			2
FLORIDA MEDICAL CLINIC RADIOLOGY DALE MABRY		2			2
RAPID MEDLAB (002MO)		2			2
STUDENT HEALTH SERVICES			2	100%	2
CVS OH4327POCT PAINESVILLE		2			2
ST. ELIZABETH HEALTHCARE			2	100%	2
MANSFIELD MEDICAL LODGE			2	100%	2
CVS OH3329POCT LAKEWOOD		2			2
HUMC		1	1	50%	2
MARCO ISLAND HOSPITAL INC D/B/A		1	1	50%	2
NEW YORK PSYCHIATRIC INSTITUTE		2			2
CEDARS-SINAI MEDICAL CENTER			2	100%	2
SUMMIT URGENT CARE PS			2	100%	2
ADVENTHEALTH EAST ORLANDO EMPLOYEE CLINIC		2			2
PALM BEACH DIABETES & ENDOCRINE SPECIALISTS PA			2	100%	2
REHOBOTH MCKINLEY CHRISTIAN HOSPITAL		2			2
AHC PARIS		2			2
PIEDMONT WALTON HOSPITAL		2			2
AdventHealth Care Center Orlando North			2	100%	2
PLASMA MED RESEARCH DBA		2			2
ACKERMAN CANCER CENTER		2			2
HIGHLAND PARK LAKEWOOD PRESTON HOLLOW			2	100%	2
SANFORD REGIONAL HOSPITAL WORTHINGTON		2			2
SOUTHEASTERN IMMEDIATE CARE- MILLEDGEVILLE GA			2	100%	2
IN AND OUT URGENT CARE			2	100%	2
MEDEXPRESS URGENT CARE - ROSS TOWNSHIP		2			2
SENDER RETREAT ADULT DAY CARE CENTERS			2	100%	2
ATLANTIC DIAGNOSTICS			2	100%	2
DEBORAH HEART AND LUNG CENTER		2			2
CVS NC2559POCT CHARLOTTE		2			2
SIMMONS			2	100%	2
EXCEPTIONAL EMERGENCY CENTER - AMARILLO			2	100%	2
PPD CLINICAL RESEARCH UNIT			2	100%	2
MORRISTOWN MEMORIAL HOSPITAL		2			2
MEDEXPRESS URGENT CARE - LINCOLN N 26T		2			2

COVID-19: testing by laboratory

Data through Apr 7, 2021 verified as of Apr 8, 2021 at 09:25 AM

Data in this report are provisional and subject to change.

The numbers in the table below represent the number of Florida and non-Florida residents for whom test results were received by the Department of Health. A person can be tested by more than one laboratory and can have both positive and negative results. **Therefore, the sum of the numbers in each column will be larger than the total number of people tested.**

Reporting lab	Inconclusive	Negative	Positive	Percent positive	Total
MARYWOOD NURSING CARE CENTER		2			2
CDK LIBERTY ENTERPRISES, LLC		2			2
PALM CITY NURSING AND REHAB CENTER			2	100%	2
MINUTECLINIC DIAG OF IND, LLC #6250		2			2
BAPTIST HEALTHCARE - LAKEVIEW CENTER INC		2			2
SIMPLY HEALTHCARE AND WELLNESS CLINIC, PC			2	100%	2
CLEVELAND CLINIC IMAGING			2	100%	2
BAYCARE OUTREACH LAB WH SOUTH			2	100%	2
MAURY REGIONAL MEDICAL CENTER		2			2
LAKE BALDWIN			2	100%	2
PHYSICIANS PREMIER			2	100%	2
WELL HEALTH LABS			2	100%	2
BIOMAT USA			2	100%	2
PT&J REHAB LLC		1	1	50%	2
MEMORIAL HEALTH UNIVERSITY MEDICAL CENTER			2	100%	2
EXPRESS CARE OF THE SHOALS		1	1	50%	2
THOMASVILLE REGIONAL MEDICAL CENTER		2			2
UPS			2	100%	2
CVS MA2125POCT NATICK		1	1	50%	2
STARR COUNTY MEMORIAL HOSPITAL			2	100%	2
PALM BAY COMMUNITY OUTPATIENT CLINIC		2			2
Kroger 777 - The Little Clinic Shelbyville		1	1	50%	2
OCALA REGIONAL KIDNEY CENTER-WEST			2	100%	2
MONICE DR.			2	100%	2
RRMC CREEKSIDE LAB		2			2
UNIVERSTIY OF ILLINOIS HOSPITAL			2	100%	2
DALLAS VA MEDICAL CENTER - VA NORTH TEXAS HEALTH CARE SYSTEM			2	100%	2
MEDEXPRESS URGENT CARE - WOODBURY			2	100%	2
RIVERSIDE METHODIST HOSPITAL LAB			2	100%	2
MIDWAY SPECIALTY CARE CENTER INC		2			2
MILFORD REGIONAL HOSPITAL			2	100%	2
MINUTECLINIC DIAGNOSTIC MEDICAL		2			2
FLORIDA MEDICAL CLINIC IM LUTz			2	100%	2
ELITE MEDICAL LABORATORY SOLUTIONS LLC			2	100%	2
FHCP ASC - ORANGE CITY			2	100%	2
EVERYBODY'S FAMILY CLINIC		2			2
STARR CITY OF ROMA COMMUNITY CENTER			2	100%	2
CVS TX7603POCT SAGINAW		2			2
MEMORIAL HOSPITAL OF CARBONDALE			2	100%	2
KAISER SUNNYSIDE MEDICAL CTR LAB		2			2
ALVERNO CLINICAL LABORATORIES			2	100%	2
MD NOW URGENT CARE CENTER INC.			2	100%	2
DALLAS MEDICAL CENTER			2	100%	2
Glenis Dr VA Outpatient Clinic		2			2
RIVER CITY MEDICAL ASSOCIATES, INC			2	100%	2
WillowBrooke Court at Southampton Estates		2			2
HOME ACCESS HEALTH			2	100%	2

COVID-19: testing by laboratory

Data through Apr 7, 2021 verified as of Apr 8, 2021 at 09:25 AM

Data in this report are provisional and subject to change.

The numbers in the table below represent the number of Florida and non-Florida residents for whom test results were received by the Department of Health. A person can be tested by more than one laboratory and can have both positive and negative results. **Therefore, the sum of the numbers in each column will be larger than the total number of people tested.**

Reporting lab	Inconclusive	Negative	Positive	Percent positive	Total
NATHAN LITTAUER HOSPITAL LAB		2			2
RDX BIOSCIENCE INC			2	100%	2
VETERANS AFFAIRS MEDICAL CENTER - GREATER LOS ANGELES			2	100%	2
HERNANDO CHILDREN'S			2	100%	2
JULIE STAATS DO		2			2
DELRAY BEACH HEALTH CENTER			2	100%	2
NORTHWEST MEDICAL CENTER LABORATORY		2			2
ASHLEY PEDIATRICS			2	100%	2
JUPITER PEDIATRIC ASSOCIATES, PA		1	1	50%	2
SARASOTA MEMORIAL MEDICAL URGENT CARE CENTER			2	100%	2
DEER'S HEAD CENTER		2			2
BAYLOR SCOTT & WHITE COMPREHENSIVE WOUND			2	100%	2
The Suites at Western Home Communities		2			2
DESERT HOSPITAL/CPHU CLINICAL LABORATORY			2	100%	2
MD NOW URGENT CARE MEDICAL CENTERS INC			2	100%	2
Absolut Care at Three Rivers		2			2
STAGES OF LIFE MEDICAL INSTITUTE			2	100%	2
RHODE ISLAND DEPARTMENT OF HEALTH LABORATORIES			2	100%	2
BUFFALO CROSSINGS HEALTHCARE AND REHABILITATION CENTER			2	100%	2
AL MANI HEALTH INSTUTUTE		2			2
PANCARE HEALTH - SNEADS ELEMENTARY			2	100%	2
UNITED MEMORIAL MEDICAL CENTER			2	100%	2
HEALTH EXPRESS URGENT CARE			2	100%	2
BLACKBAG DIGITAL HEALTH LLC		2			2
CVS MA654POCT ACTON		2			2
Kroger 550 - The Little Clinic Bellevue		2			2
Walgreens #12427		1	1	50%	2
HPH HOME CARE		1	1	50%	2
Eugene J. Towbin Healthcare Center		2			2
CVS MINUTE CLINIC #5836		2			2
MEDEXPRESS URGENT CARE - ST CLAIR, CLOVER DR.		1	1	50%	2
OSF ST JOSEPH MEDICAL CENTER			2	100%	2
ACCESS MEDICAL GROUP OF TAMPA II, INC		2			2
MOORE CLINICAL RESEARCH INC			2	100%	2
UC CORAL GABLES			2	100%	2
CHRISTIAN REST HOME ASSOC		2			2
STUART SURGERY CENTER, LLC			2	100%	2
CVS IN6608POCT NEW PALESTINE			2	100%	2
LAKEVIEW HEALTH CARE SYSTEM LLC			2	100%	2
Waycross Health and Rehabilitation		2			2
TLC MEDICAL			2	100%	2
Lynwood		2			2
POMONA VALLEY COMMUNITY HOSPITAL			2	100%	2
Holiday Retirement Home			2	100%	2
CARNEGIE HILL PEDIATRICS LLP		2			2
FASTMED URGENT CARE			2	100%	2
AHC Humboldt		2			2

COVID-19: testing by laboratory

Data through Apr 7, 2021 verified as of Apr 8, 2021 at 09:25 AM

Data in this report are provisional and subject to change.

The numbers in the table below represent the number of Florida and non-Florida residents for whom test results were received by the Department of Health. A person can be tested by more than one laboratory and can have both positive and negative results. **Therefore, the sum of the numbers in each column will be larger than the total number of people tested.**

Reporting lab	Inconclusive	Negative	Positive	Percent positive	Total
MELBOURNE URGENT CARE			2	100%	2
BAPTIST HEALTH LEXINGTON			2	100%	2
COOK HOSPITAL AND CARE CENTER		1	1	50%	2
GOSHEN MEDICAL CENTER			2	100%	2
NEMOURS CHILDREN'S URGENT CARE LAKE NONA			2	100%	2
Kroger 426 - The Little Clinic Suwanee		2			2
SYMPHONY OF BUFFALO GROVE		2			2
WHITESANDS OUTPATIENT TREATMENT		2			2
CONWAY MEDICAL CENTER			2	100%	2
PALMS OF FT MYERS,THE			2	100%	2
WAKULLA URGENT CARE & DIAGNOSTIC			2	100%	2
WEST COAST PEDIATRICS			2	100%	2
BICKERTON, DAWN		2			2
EAST GEORGIA REGIONAL MEDICAL CENTER		1	1	50%	2
Granville Center	1	1			2
EDGEWATER RETIREMENT MANOR			2	100%	2
DNA DIAGNOSTICS CENTER		2			2
STATE OF FLORIDA			2	100%	2
RUST MEDICAL CENTER		2			2
GASTROENTEROLOGY ASSOCIATES			2	100%	2
MINUTECLINIC DIAGNOSTICS OF OKLAHOMA		2			2
UK HEALTHCARE			2	100%	2
PENINSULA REGIONAL MED CTR LAB			2	100%	2
Van Wert Manor		2			2
RENFREW CENTERS INC		2			2
UNIVERSITY OF TEXAS AT EL PASO, THE			2	100%	2
Great Lakes Health Center			2	100%	2
CVS MA2600POCT WEYMOUTH		1	1	50%	2
107TH PLACE GROUP HOME		2			2
VANAYER HEALTHCARE AND REHAB CENTER		2			2
Jacob's Creek Nursing and Rehabilitation Center		2			2
FLAGLER HOME CARE			2	100%	2
GALEN BAYLOR EXTENSION		2			2
MID AMERICA CLINICAL LABS			2	100%	2
KEATING SPORTS CENTER		2			2
CORTLAND PARK REHABILITATION AND NURSING CENTER		1	1	50%	2
SUMMERFIELD RETIREMENT LIVING, INC			2	100%	2
CVS KY2332POCT GEORGETOWN		1	1	50%	2
SOUTHEASTERN INSTITUTE OF RESTORATIVE MEDICINE		1	1	50%	2
MEMORIAL HERMANN HOSPITAL			2	100%	2
FL DEPT OF HEALTH MARION COUNTY MOBILE HEALTH UNIT			2	100%	2
AUSTIN REGIONAL CLINIC MICROBIOLOGY LAB			2	100%	2
SOUTHSIDE FAMILY MEDICAL		2			2
EASTSIDE MEDICAL CENTER		2			2
YOUTH AND YOU, INC		2			2
WALGREENS #15495		1	1	50%	2
ASPIRUS RIVERVIEW HOSPITAL & CLINICS INC		1	1	50%	2

COVID-19: testing by laboratory

Data through Apr 7, 2021 verified as of Apr 8, 2021 at 09:25 AM

Data in this report are provisional and subject to change.

The numbers in the table below represent the number of Florida and non-Florida residents for whom test results were received by the Department of Health. A person can be tested by more than one laboratory and can have both positive and negative results. **Therefore, the sum of the numbers in each column will be larger than the total number of people tested.**

Reporting lab	Inconclusive	Negative	Positive	Percent positive	Total
CRUC CMCH-COVID-19		2			2
PENSACOLA MEDICAL CLINIC LLC			2	100%	2
INSPIRE HEALTHCARE CENTER			2	100%	2
MAYO CLINIC GROUP PRACTICE LABORATORY			2	100%	2
URGENT TEAM MANAGEMENT OF TENNESSEE, L		1	1	50%	2
CHILDREN'S MEDICAL CENTER-EAST ORLANDO			2	100%	2
SUNCOAST BLOOD BANK			2	100%	2
MCLAREN REGIONAL MEDICAL CENTER			2	100%	2
COX HEALTH SOUTH LAB		1	1	50%	2
SACRED HEART HOSPITAL ON THE EMERALD			2	100%	2
PATIENT FIRST-BATTLEFIELD			2	100%	2
The Grand Rehabilitation & Nursing Utica		2			2
ST LUKES HOSPITAL			2	100%	2
CVS NV5286POCT HENDERSON		2			2
VA Greater LA HCS-Santa Maria OPC			2	100%	2
Manor Care-Kingston Court of York PA, LLC		2			2
CLINICAL REFERENCE LABORATORY, INC		2			2
RIVERVIEW MEDICAL CLINIC		2			2
PM PEDIATRICS OF BAYSIDE PLLC - HOPEWELL JUNCTION		2			2
UNM SANDOVAL REGIONAL MEDICAL CENTER		2			2
BROOKS -TLC HOSPITAL SYSTEM			2	100%	2
ELMHURST MEMORIAL HOSPITAL			2	100%	2
SOUTHEAST GEORGIA HEALTH SYSTEM			2	100%	2
MEDEXPRESS URGENT CARE - BENTON		2			2
UMASS MEMORIAL MEDICAL CENTER, INC		1	1	50%	2
Wetumpka Health and Rehab, LLC		2			2
CVS NC4169POCT FAYETTEVILLE		2			2
FLORIDA CLINICAL LABORATORY INC			2	100%	2
MY PHARMACY			2	100%	2
CONCENTRA - ORLANDO SOUTH II		2			2
CVS OH4301POCT NORTHFIELD		2			2
PINELLAS CHD - CLEARWATER		1	1	50%	2
CROSSROADS URGENT CARE DBA URGENT TEA		2			2
HAMILTON CHD		2			2
VA OUTPATIENT PHARMACY			2	100%	2
VALHALLA MEDICS		2			2
OAKMONT WEST- GREENVILLE SC		2			2
Beth Sholom Home of Eastern Virginia		1	1	50%	2
FALMOUTH HOSPITAL		1	1	50%	2
MEDSTAR HARBOR HOSPITAL			2	100%	2
FIRST PREVENTION AND DIALYSIS CENTER LLC			2	100%	2
MEASE COUNTRYSIDE HOSPITAL CARDIAC REH			2	100%	2
KANSAS CITY VA MEDICAL CENTER			2	100%	2
HEARTLAND HOME HEALTH CARE		2			2
HEALTH & REHAB CTR AT DOLPHINS VIEW, THE			2	100%	2
MILLERSVILLE UNIVERSITY HEALTH SERVICE		2			2
HEALTH FIRST MEDICAL GROUP			2	100%	2

COVID-19: testing by laboratory

Data through Apr 7, 2021 verified as of Apr 8, 2021 at 09:25 AM

Data in this report are provisional and subject to change.

The numbers in the table below represent the number of Florida and non-Florida residents for whom test results were received by the Department of Health. A person can be tested by more than one laboratory and can have both positive and negative results. **Therefore, the sum of the numbers in each column will be larger than the total number of people tested.**

Reporting lab	Inconclusive	Negative	Positive	Percent positive	Total
SOUTHERN TENNESSEE MEDICAL CENTER			2	100%	2
MEDICAL CENTER, THE		2			2
CLEAR LAKE REGIONAL MEDICAL CENTER			2	100%	2
NOVA SOUTHEASTERN UNIVERSITY - STUDENT MEDICAL CTR			2	100%	2
MEDERI CARETENDERS		1	1	50%	2
WOMENS CARE FLORIDA LLC-LABORATORY		2			2
BROOKDALE PALM BEACH GARDENS			2	100%	2
METHODIST SPECIALTY CARE CENTER		2			2
NEMOURS CHILDRENS PRIMARY CARE			2	100%	2
BAPTIST HOSPITAL INTERNAL MEDICINE GULF BREEZE			2	100%	2
NORTHSIDE HOSPITAL D/B/A ARTHRITIS		2			2
THE MEDICAL CENTER			1	100%	1
ADVANCE MD CARE			1	100%	1
Manor Care of Dallastown d/b/a ManorCare Health Services - Dallastown		1			1
PAMC MICRO LAB			1	100%	1
NEW ULM MEDICAL CENTER			1	100%	1
THYROID SPECIALTY LABORATORY			1	100%	1
Kroger 016 - The Little Clinic Centennial		1			1
NEW ERA COMMUNITY HEALTH CENTER LLC		1			1
SANTA MONICA CA-UCLA MC			1	100%	1
MACKINAC STRAITS LONG TERM CARE UNIT		1			1
DESTIN SURGERY CENTER LTD		1			1
CLARKSVILLE MANOR INC		1			1
GENESIS HEALTH SYSTEM			1	100%	1
EXPRESS CARE OF LEESBURG			1	100%	1
Oak Hill Health & Rehabilitation Center			1	100%	1
CDR MAGUIRE – STUART MISSION			1	100%	1
LRHS Pablo Urgent Care		1			1
BHS PHYSICIAN NETWORK			1	100%	1
FORT MYERS DIALYSIS		1			1
TALLAHASSEE DIALYSIS		1			1
WORKFORCE HEALTH DEPARTMENT			1	100%	1
SC-GA2018 THE RIDGE REHABILITATION & H		1			1
FIVE STAR PREMIER RESIDENCES OF POMPANO BEACH			1	100%	1
CORE OCCUPATIONAL MEDICINE			1	100%	1
LEESBURG DIALYSIS CENTER		1			1
Avista Nursing and Rehab			1	100%	1
MID FLORIDA BIOLOGICALS			1	100%	1
ADVENTHEALTH MEDICAL GROUP UROLOGY AT EAST ORLANDO		1			1
OUCH URGENT CARE			1	100%	1
SAINT JOSEPHS HOSPITAL OF ATLANTA			1	100%	1
PALACE CARE AND REHAB		1			1
STAT EMERGENCY CENTER			1	100%	1
PROGRESSIVE MEDICAL RESEARCH			1	100%	1
PALM BEACH PEDIATRIC UROLOGY			1	100%	1
WINDSOR MANOR			1	100%	1
Community Compassion Center of Batesville			1	100%	1

COVID-19: testing by laboratory

Data through Apr 7, 2021 verified as of Apr 8, 2021 at 09:25 AM

Data in this report are provisional and subject to change.

The numbers in the table below represent the number of Florida and non-Florida residents for whom test results were received by the Department of Health. A person can be tested by more than one laboratory and can have both positive and negative results. **Therefore, the sum of the numbers in each column will be larger than the total number of people tested.**

Reporting lab	Inconclusive	Negative	Positive	Percent positive	Total
HEALTH & WELLNESS PROFESSIONALS INC			1	100%	1
PIEDMONT ROCKDALE HOSPITAL		1			1
Jenkins Living Center		1			1
GENESIS MICROBIOLOGY LAB		1			1
Falmouth By The Sea			1	100%	1
Niles Nursing and Rehab. Center		1			1
Hempfield Manor		1			1
CAREFIRST URGENT CARE - BEECHMONT			1	100%	1
MEDEXPRESS URGENT CARE-MEADVILLE			1	100%	1
BROOKSHIRE, THE			1	100%	1
NHC HEALTH CARE CENTER		1			1
Indian Oaks Living Center		1			1
CVS IL2297651CV JOLIET		1			1
BEAUMONT REFERENCE LABORATORY			1	100%	1
JPS HEALTH CENTER AT TRUE WORTH PLACE			1	100%	1
CLINICAL MICROBIOLOGY LAB FAIRVIEW UNIVERSITY HOSPITAL			1	100%	1
FAU MEMORY & WELLNESS CENTER			1	100%	1
LOGAN COUNTY HOSPITAL			1	100%	1
San Antonio Residence and Rehabilitation Center		1			1
Bayou Vista Community Care Center			1	100%	1
METHODISM MIDLOTHIAN MEDICAL CENTER			1	100%	1
SYNERGENE LABORATORY			1	100%	1
ST. PETERSBURG PEDIATRICS-SEMINOLE			1	100%	1
Signature Healthcare of Fort Wayne		1			1
Lakeview Care Center			1	100%	1
TANGLEWOOD MANOR		1			1
PREVENTIVE CARDIOLOGY AND INTERNAL MEDICINE ASSOCI			1	100%	1
CVS CA9963POCT SAN DIEGO		1			1
GULF COAST VILLAGE HOME HEALTH INC			1	100%	1
FLORIDA CLINICAL LABORATORY INC DBA			1	100%	1
Kroger 838 - The Little Clinic Fairborn		1			1
Home Health Care Clinic		1			1
CENTRAL TX MEDICAL CENTER - LAB			1	100%	1
DOYLESTOWN HOSPITAL			1	100%	1
CVS OH6164POCT DELAWARE		1			1
ASHLEY CLINICAL DIAGNOSTIC LABORATORY			1	100%	1
BRIDGEWAY CENTER INC			1	100%	1
PINECREST MANOR		1			1
HALE KUPUNA HERITAGE HOME		1			1
MY URGENT CARE CLINIC			1	100%	1
ACCOMPLISHED HOME CARE		1			1
GENEVA FAMILY HEALTH			1	100%	1
NSPIRE HEALTHCARE PLANTATION			1	100%	1
Melbourne Terrace Rehabilitation Center			1	100%	1
BEACH CARE PLLC			1	100%	1
ROYAL PALM PEDIATRICS			1	100%	1
HUNTERS CREEK MEDICAL ASSOCIATES PA		1			1

COVID-19: testing by laboratory

Data through Apr 7, 2021 verified as of Apr 8, 2021 at 09:25 AM

Data in this report are provisional and subject to change.

The numbers in the table below represent the number of Florida and non-Florida residents for whom test results were received by the Department of Health. A person can be tested by more than one laboratory and can have both positive and negative results. **Therefore, the sum of the numbers in each column will be larger than the total number of people tested.**

Reporting lab	Inconclusive	Negative	Positive	Percent positive	Total
TMH URGENT CARE CENTER			1	100%	1
Kroger 527 - The Little Clinic Hwy 70 S.		1			1
Accordius Health at Gastonia			1	100%	1
THE BRENNITY AT TRADITION			1	100%	1
Alexandria Place		1			1
DOCTORS HEARING			1	100%	1
BMC/NASSAU			1	100%	1
MOSAIC MEDICAL CENTER MARYVILLE			1	100%	1
BAPTIST HOSPITAL EAST			1	100%	1
LAMARQUE DIALYSIS			1	100%	1
LAB. CORP. OF AMERICA			1	100%	1
HOLYOKE MEDICAL CENTER			1	100%	1
RIVERSIDE COUNTY PUBLIC HEALTH LABORATORY			1	100%	1
COMMUNITY CARE CENTER☐		1			1
CARE CONNECTIONS AT HOME LLC			1	100%	1
PACE UNIVERSITY HEALTH CARE		1			1
1ST CHOICE URGENT CARE CENTER LLC			1	100%	1
SIGNATURE CARE MIDLAND			1	100%	1
Villages of St.Peters		1			1
MARYWOOD HEIGHTS		1			1
WAKE FOREST MEDICAL CENTER LABORATORY			1	100%	1
Brio of Johnston		1			1
LABONE		1			1
PALM COAST DRAW STATION/AMERICAN HEALTH ASSOCIATES		1			1
BRANKO D PEJIC MD FAMILY PRACTICE			1	100%	1
COSTAMED GRUPO MEDICO			1	100%	1
ORMOND PEDIATRICS PA			1	100%	1
JOHN D. ARCHBOLD MEMORIAL HOSPITAL			1	100%	1
BLACK SHEEP MEDICAL			1	100%	1
Baypoint Healthcare Center			1	100%	1
Nemours Children's Clinic-Orla			1	100%	1
MD NOW MEDICAL CENTERS, INC			1	100%	1
ADVANCED RESEARCH AND DIAGNOSTIC LABORATORY UNIVERSITY OF MINNESOTA			1	100%	1
FAITH FAMILY PRACTICE			1	100%	1
Maplewood of Cheshire County		1			1
CERMAK HEALTH SERVICES			1	100%	1
HOME AIDE SVC OF EASTERN NY INC D/B/A		1			1
Diversicare of Eupora		1			1
HEARTLAND REGIONAL MEDICAL CENTER		1			1
CLEVELAND HEARTLAB			1	100%	1
PEDIATRIC PARTNERS OF ZEPHYRHILLS PA			1	100%	1
Williamstown Commons			1	100%	1
GADSDEN FAMILY PRACTICE		1			1
Greene Meadows Nursing and Rehabilitation Center		1			1
Kroger 569 - The Little Clinic Gallatin		1			1
CAN COMMUNITY HEALTH NORTH MIAMI, FL		1			1
MEDEXPRESS URGENT CARE - ROCKAWAY		1			1

COVID-19: testing by laboratory

Data through Apr 7, 2021 verified as of Apr 8, 2021 at 09:25 AM

Data in this report are provisional and subject to change.

The numbers in the table below represent the number of Florida and non-Florida residents for whom test results were received by the Department of Health. A person can be tested by more than one laboratory and can have both positive and negative results. **Therefore, the sum of the numbers in each column will be larger than the total number of people tested.**

Reporting lab	Inconclusive	Negative	Positive	Percent positive	Total
Kroger 523 - The Little Clinic Dickson			1	100%	1
Kroger 395 - The Little Clinic Blanchester		1			1
WHEATON FRANCISCAN LABORATORY			1	100%	1
Riverside Nursing & Rehabilitation Center		1			1
PROVIDENCE HOSPITAL			1	100%	1
UHS BINGHAMTON GENERAL			1	100%	1
MEMORIAL HOSPITAL LOS BANOS			1	100%	1
CHC			1	100%	1
WVU MEDICINE - WESTON			1	100%	1
Kroger 356 - The Little Clinic Middletown		1			1
SIGNATURE HEALTHCARE OF BUCKHEAD		1			1
NEMOURS CHILDRENS URGENT CARE			1	100%	1
SUNY AT STONY BROOK			1	100%	1
MINNESOTA HERITAGE HOUSE		1			1
LANGLEY DIALYSIS			1	100%	1
NHC Chattanooga			1	100%	1
AESTHETIC PHYSICIANS PC			1	100%	1
Quince Nursing and Rehabilitation Center		1			1
VIP FAMILY PRACTICE			1	100%	1
DOCTORS MEMORIAL HOSP HOME HEALTH CARE		1			1
SCRIPPS MERCY HOSPITAL			1	100%	1
ST VINCENT'S AMBULATORY CARE INC			1	100%	1
CRUSADER COMMUNITY HEALTH			1	100%	1
J F K PEDIATRICS			1	100%	1
SEATTLE-KING COUNTY			1	100%	1
ADVANCE GASTROENTEROLOGY			1	100%	1
Ravenwood Specialty Care		1			1
NOVANT HEALTH PRINCE WILLIAM WELLNESS CENTER			1	100%	1
Manassas Health & Rehab			1	100%	1
CHILDRENS HEALTHCARE CTE OF NORTHERN		1			1
PROGENESIS INC			1	100%	1
ARIZA WELLNESS CARE LLC			1	100%	1
RAPID CITY REGIONAL HOSPITAL -579 ATTN. LABORATORY		1			1
PHYSICIANS ASSOCIATES			1	100%	1
EVANS FAMILY CARE PA			1	100%	1
Kroger 805 - The Little Clinic Lewis Center		1			1
Remarkable Healthcare Dallas			1	100%	1
Sunnybrook Rehabilitation Center			1	100%	1
CAREHERE HUDSON BAY			1	100%	1
RIVIERA BEACH HEALTH CENTER LAB			1	100%	1
UPMC NORTHWEST HOSPITAL			1	100%	1
THE INTERNAL MEDICAL GROUP		1			1
INTERNAL MEDICINE GROUP OF WINTER HAVEN PA		1			1
GEORGETOWN URGENT CARE			1	100%	1
LIFE CARE CENTER OF HILTON HEAD		1			1
CARESPOT - WELLINGTON			1	100%	1
ADVOCATE GOOD SAMARITAN			1	100%	1

COVID-19: testing by laboratory

Data through Apr 7, 2021 verified as of Apr 8, 2021 at 09:25 AM

Data in this report are provisional and subject to change.

The numbers in the table below represent the number of Florida and non-Florida residents for whom test results were received by the Department of Health. A person can be tested by more than one laboratory and can have both positive and negative results. **Therefore, the sum of the numbers in each column will be larger than the total number of people tested.**

Reporting lab	Inconclusive	Negative	Positive	Percent positive	Total
SUPREME MEDICAL GROUP PLLC			1	100%	1
PARKWAY REGIONAL MEDICAL CENTER LAB			1	100%	1
URGENT DOC -NACOGODOCHES CLINIC			1	100%	1
PENROSE HOSPITAL			1	100%	1
WALMART PHARMACY 10-4554		1			1
KISSIMMEE HOME TRAINING		1			1
WMC HEALTH GROUP INC			1	100%	1
MERCY MEDICAL CENTER INC			1	100%	1
FAMILY PRACTICE OF CENTRAL FLORIDA PA			1	100%	1
PHYSICIANS ASSOCIATES PA			1	100%	1
Crisp Regional Nursing and Rehab Center		1			1
MEDHEALTH CLINICAL INC			1	100%	1
MBMG OF WINTER HAVEN			1	100%	1
MEDICAL LIFE-INC GUIDEWELL EMERGENCY MEDICINE			1	100%	1
SUMMERFIELD PAIN MANAGEMENT			1	100%	1
BSA PHYSICIANS GROUP, INC D/B/A BSA FAMILY MEDICAL			1	100%	1
Spring Gate Rehab and Healthcare Center		1			1
FRIO REGIONAL PRIMARY CARE AND URGENT CARE CLINIC			1	100%	1
PCG MOLECULAR			1	100%	1
Kingston Care Center of Fort Wayne		1			1
Coos County Nursing Home		1			1
REHABILITATION CENTER OF ALBUQUERQUE		1			1
LIFESPAN HEALTH - SELMER		1			1
COASTAL ER IX, PHYSICIANS PREMIER			1	100%	1
PHYSICIANS LAB INC			1	100%	1
Kroger 670 - The Little Clinic Powell		1			1
CELEBRATION FAMILY PHYSICIANS LLC			1	100%	1
CVS OH3306POCT AKRON		1			1
The Evangelical Lutheran Good Samaritan Society Prescott Village		1			1
BOCA GENERAL AND FAMILY MEDICINE		1			1
Kroger 970 - The Little Clinic Westfield			1	100%	1
EXPRESS WALK IN MEDICAL CENTER			1	100%	1
CENTRAL JERSEY URGENT CARE OF GREEN BR		1			1
MANHATTAN COLLEGE HEALTH SERVICES		1			1
UNIVERSITY OF MIAMI PRIMARY CARE SITE UMHC 3039			1	100%	1
Harbor House		1			1
BOCA CIEGA CENTER			1	100%	1
BLANCHARD VALLEY HOSPITAL LABORATORY			1	100%	1
CAN COMMUNITY HEALTH LLC		1			1
SOUTHEAST MISSOURI HOSPITAL		1			1
VIVIAN SIMMONS FAMILY PRACTICE			1	100%	1
CVS MA38POCT CHARLTON		1			1
PORTSMOUTH REG. HOSPITAL			1	100%	1
CVS MI22230CV WAYNE COUNTY COMMUNITY COLLEGE			1	100%	1
ELMCROFT OF TIMBERLIN PARC			1	100%	1
MERCY GENERAL HOSPITAL			1	100%	1
CFHC - FROSTPROOF			1	100%	1

COVID-19: testing by laboratory

Data through Apr 7, 2021 verified as of Apr 8, 2021 at 09:25 AM

Data in this report are provisional and subject to change.

The numbers in the table below represent the number of Florida and non-Florida residents for whom test results were received by the Department of Health. A person can be tested by more than one laboratory and can have both positive and negative results. **Therefore, the sum of the numbers in each column will be larger than the total number of people tested.**

Reporting lab	Inconclusive	Negative	Positive	Percent positive	Total
BNJ		1			1
JET MEDICAL CENTER			1	100%	1
PHOENIX MEDICAL CLINIC			1	100%	1
IZ MEDICAL		1			1
ABSOLUTE CAREGIVERS HOME HEALTH AGENCY INC			1	100%	1
WW Chem Auto SS			1	100%	1
MEDICAL CENTER OF TRINITY - MOB		1			1
PEDIATRIC SPECIALTY CLINIC COLLIER			1	100%	1
CVS PA2867POCT FOLSOM		1			1
ORAL & FACIAL SURGERY			1	100%	1
CVS TN6394POCT BRENTWOOD		1			1
SPINE & PAIN CONSULTANT PLLC		1			1
EMERSON HOSPITAL LABORATORY			1	100%	1
CARENOW URGENT CARE – SPRING			1	100%	1
INDIGO PALMS			1	100%	1
ENZO LABS INC			1	100%	1
THE LITTLE CLINIC, LLC			1	100%	1
PORTAGE MEDICAL CENTER			1	100%	1
UMASS MEMORIAL/MARLBORO HOSPITAL			1	100%	1
Heritage Health of Peru			1	100%	1
NEWCARE PRIMARY MEDICINE			1	100%	1
Illiana HCS -Danville VAMC		1			1
Masonic Medical Research Institute			1	100%	1
OCEANVIEW NURSING AND REHABILITAION CENTER			1	100%	1
LAKE WALES DIALYSIS CENTER			1	100%	1
WYOMING COUNTY DEPARTMENT OF HEALTH		1			1
DEERFIELD BEACH REHABILITATION AND NURSING			1	100%	1
BAPTIST HEALTH SURGERY CENTER			1	100%	1
GOOD SAMARITAN SOCIETY - DE SMET		1			1
Mason Health and Rehab		1			1
INDIAN RIDGE		1			1
CAPSTONE REHABILITATION AND HEALTHCARE		1			1
CAREATC - PALM HARBOR			1	100%	1
DECATUR MORGAN HOSPITAL - DECATUR GENE		1			1
OCCUPATIONAL HEALTH CENTER		1			1
CVS NE5714POCT OMAHA		1			1
VISTA DEL SOL MED ASSOC		1			1
BAYLOR SCOTT AND WHITE MEDICAL CENTER -CENTENTENNIAL			1	100%	1
MIDWEST COVENANT HOME, INC		1			1
ACCESS MEDICAL GROUP OF TAMPA INC			1	100%	1
CVS MA915POCT BEVERLY			1	100%	1
Kroger 923 - The Little Clinic Centerville		1			1
ADVANTA LABS, LLC		1			1
Walgreens #19461		1			1
Walgreens #9121		1			1
TMH PHYSICIAN PARTNERS			1	100%	1
Bivins Pointe			1	100%	1

COVID-19: testing by laboratory

Data through Apr 7, 2021 verified as of Apr 8, 2021 at 09:25 AM

Data in this report are provisional and subject to change.

The numbers in the table below represent the number of Florida and non-Florida residents for whom test results were received by the Department of Health. A person can be tested by more than one laboratory and can have both positive and negative results. **Therefore, the sum of the numbers in each column will be larger than the total number of people tested.**

Reporting lab	Inconclusive	Negative	Positive	Percent positive	Total
MEDICAL ARTS LABORATORY			1	100%	1
NORTHEAST TEXAS DIALYSIS		1			1
Manorcare Health Services - Williamsport South		1			1
MED TECH CLINICAL LABORATORY		1			1
ASHLEY PEDICATRICS DAY AND NIGHT CLINIC			1	100%	1
LP ELIZABETHTON		1			1
WALGREENS #11572		1			1
HIGHLANDS CLINICAL LABORATORY			1	100%	1
BOCA RATON PHYSICIANS PA			1	100%	1
WATERBURY HOSPITAL REFERENCE LAB			1	100%	1
OPTIMAL MEDICINE INC		1			1
PRIME CARE FAMILY MEDICINE			1	100%	1
CARDIAC AND VASCULAR CONSULTANTS MD PA		1			1
HALIFAX FAMILY HEALTH CENTER			1	100%	1
BAPTIST HOSPITAL FAMILY MEDICINE &			1	100%	1
NANCY M WORTHINGTON MD PA			1	100%	1
WINCHESTER HOSPITAL			1	100%	1
URGENT CARE OF KANSAS CITY			1	100%	1
CRYSTAL RIVER FIRE DEPARTMENT			1	100%	1
Life Care Center of Auburn		1			1
CVS NC6633POCT FAYETTEVILLE		1			1
KINGWOOD EMERGENCY CENTER			1	100%	1
SALTZER URGENT CARE			1	100%	1
NORTH WEST FLORIDA DIAGNOSTIC ENOCRINOLOGY CLINIC			1	100%	1
YOUR GOOD HEALTH MEDICAL GROUP PA			1	100%	1
C V S / PHARMACY #4396		1			1
GARDEN VIEW CARE CENTER		1			1
ALDEN PHARMACY		1			1
MOUNT ST MARYS HOSPITAL OF NIAGARA FALLS			1	100%	1
PRESTIGE ER			1	100%	1
ORANGE PEDIATRICS PA			1	100%	1
BIOMAT ORLANDO		1			1
DERMDX, DIV OF AURORA DIAGNOSTICS/BERNHARDT LAB		1			1
SYCAMORE MEDICAL CENTER-KETTERING HEALTH NETWORK			1	100%	1
PALM SPRINGS GENERAL HOSPITAL			1	100%	1
Kroger 97 - The Little Clinic Hutchinson		1			1
COVENANT HEALTH		1			1
FLORIDA ADVANCED MEDICAL AND DERM AESTHETICS LLC			1	100%	1
ALBANNA PEDIATRICS CENTER			1	100%	1
El Paso Health Care Center			1	100%	1
MEDEXPRESS URGENT CARE - HACKETTSTOWN		1			1
SOLDIERS' HOME OF HOLYOKE		1			1
ASCARATE DIALYSIS			1	100%	1
CORPORATION OF AMERICA		1			1
HEALTHALLIANCE HOSPITAL LABORATORY		1			1
WEST FLORIDA MEDICAL ASSOCIATES PA			1	100%	1
CVS TX7825POCT FRISCO		1			1

COVID-19: testing by laboratory

Data through Apr 7, 2021 verified as of Apr 8, 2021 at 09:25 AM

Data in this report are provisional and subject to change.

The numbers in the table below represent the number of Florida and non-Florida residents for whom test results were received by the Department of Health. A person can be tested by more than one laboratory and can have both positive and negative results. **Therefore, the sum of the numbers in each column will be larger than the total number of people tested.**

Reporting lab	Inconclusive	Negative	Positive	Percent positive	Total
BAYFRONT CARDIOVASCULAR ASSOCIATES			1	100%	1
HUNTSVILLE HOSPITAL			1	100%	1
Monument Health Strugis Care Center		1			1
Senatobia Healthcare & Rehab		1			1
EXPRESS LAB LIVINGSTON			1	100%	1
NEXT LEVEL URGENT CARE (WOODLANDS)			1	100%	1
GENESIS HOME HEALTH CARE SERVICES OF			1	100%	1
CHATEAU MADELEINE - SENIOR LIVING & MEMORY CARE			1	100%	1
MEDSTAR HEALTH URGENT CARE			1	100%	1
SHAH			1	100%	1
Kroger 086 - The Little Clinic Broomfield-Sheridan		1			1
EUGENE T FINAN, MD			1	100%	1
LEXINGTON HOSPITAL CORPORATION			1	100%	1
White River Health Care Center		1			1
Greenhaven Health and Rehabilitation		1			1
SUMMER PLACE NURSING & REHABILITATION		1			1
Pinnacle Health and Rehab at South Portland		1			1
TIMPANOGOS REGIONAL HOSPITAL			1	100%	1
YOUR KIDS URGENT CARE			1	100%	1
BROOKDALE WEST PALM BEACH			1	100%	1
PATIENT FIRST - GARRISONVILLE			1	100%	1
RINGLING HEALTH CENTER			1	100%	1
IMMY LABS			1	100%	1
Mercy Manor Transition Center			1	100%	1
FLORIDA HOSPITAL TRANSPLANT CENTER		1			1
PEDIATRIC ASSOCIATES OF JULINGTON CREEK			1	100%	1
ACCESS TOTAL CARE - PORTLAND			1	100%	1
Imperial Healthcare Centre			1	100%	1
Accordius Health at Harrisonburg		1			1
PINELLAS POINT NURSING AND REHAB CENTER			1	100%	1
MINUTECLINIC DIAGNOSTIC OF NH, LLC (CL		1			1
EH FARGO HOSPITAL LABORATORY			1	100%	1
COMMUNITY HOSPITALS INDIANAPOLIS			1	100%	1
WASHINGTON SOLDIERS HOME AND COLONY		1			1
CORVALLIS CLINIC PC LAB		1			1
NATICK URGENT CARE			1	100%	1
OXLEY PARK HEALTH & REHAB		1			1
ADVANCE CARDIOVASCULAR IMAGING, INC			1	100%	1
TRIPLE O RESEARCH INSTITUTE PA			1	100%	1
PENSACOLA PATHOLOGY		1			1
ARISTACARE AT MANCHESTER		1			1
HARTFORD HEALTH CARE & REHABILITATION			1	100%	1
CHILDRENS SPECIALIST PEDIATRIC PULMMOLOGY &			1	100%	1
FLAGLER MEDICAL ASSOCIATES PA			1	100%	1
CYPRESS CREEK OUTPATIENT SURGICAL CTR, LLC			1	100%	1
EAST COAST INSTITUTE FOR RESEARCH LLC			1	100%	1
Brynwood Health & Rehabilitation Center			1	100%	1

COVID-19: testing by laboratory

Data through Apr 7, 2021 verified as of Apr 8, 2021 at 09:25 AM

Data in this report are provisional and subject to change.

The numbers in the table below represent the number of Florida and non-Florida residents for whom test results were received by the Department of Health. A person can be tested by more than one laboratory and can have both positive and negative results. **Therefore, the sum of the numbers in each column will be larger than the total number of people tested.**

Reporting lab	Inconclusive	Negative	Positive	Percent positive	Total
PULSE MEDICAL DOCTOTS LLC			1	100%	1
VANAJA SUREDDI MD PA			1	100%	1
MEDEXPRESS URGENT CARE - VINELAND S MA		1			1
ATLANTIS VISION CENTER			1	100%	1
RED HOOK FAMILY PRACTICE		1			1
ADVENTHEALTH MEDICAL GROUP INTERNAL MEDICINE AT MILLS			1	100%	1
CRESTVIEW MED CLIN LAB			1	100%	1
WINTER PARK MEMORIAL HOSPITAL LABORATORY		1			1
LACKAWANNA HEALTH AND REHAB CENTER		1			1
SUNRISE/QUAY COUNTY HEALTH CLINIC		1			1
MEDCOR INC			1	100%	1
CONWAY - SHERWOOD URGENT CARE			1	100%	1
MISSION REGIONAL MEDICAL CENTER			1	100%	1
BROOKSVILLE REGIONAL HOSPITAL			1	100%	1
BAYLOR SCOTT & WHITE ALL SAINTS MEDICAL CENTER FT			1	100%	1
BIODORON LABORATORIES			1	100%	1
SOUTHWESTERN VERMONT MEDICAL CENTER			1	100%	1
FLAGLER CARE CENTER			1	100%	1
PATHOLOGY ASSOCIATES			1	100%	1
ABRAKIDABRA KIDS CLINIC			1	100%	1
WESTON COUNTY HEALTH SERVICES			1	100%	1
DEL PRADO MEDICAL CENTER, INC		1			1
TMH PHYSICIAN PARTNERS WAKULLA			1	100%	1
CVS OH3481POCT MARYSVILLE		1			1
ADVANCED URGENT CARE PLLC		1			1
FAMILY MEDICAL CENTER OF HOLLYWOOD PA			1	100%	1
A PATTERN MEDICAL CLINIC		1			1
CVS TX7824POCT GARLAND		1			1
MIAMI CHILDRENS HOSPITAL MIDTOWN OUTPATIENT CENTER			1	100%	1
TARRANT MEDICAL ASSOCIATES			1	100%	1
SEPULVEDA OUTPATIENT AND NURSING HOME CARE			1	100%	1
HEALTHCARE AND REHAB OF SANFORD			1	100%	1
SUNCOAST BEHAVIORAL HEALTH CENTER			1	100%	1
SAINT JOSEPH'S HOSPITAL AND MEDICAL CENTER		1			1
FELD ENTERTAINMENT			1	100%	1
SANFORD HOME		1			1
Redwood Springs Healthcare			1	100%	1
Good Samaritan Society-Atkinson		1			1
HOLY CITY MED URGENT CARE			1	100%	1
FAMILY MEDICAL CENTERS			1	100%	1
GULF BREEZE TREATMENT CENTER, LLC			1	100%	1
MEMORIAL MEDICAL CENTER			1	100%	1
UNIVERSITY OF MIAMI - LENNAR CENTER			1	100%	1
ST ANTHONY'S PINELLAS CARE CLINIC			1	100%	1
ST MARYS HEALTH CARE SYSTEM		1			1
TITUS REGIONAL MEDICAL CENTER			1	100%	1
AMERICAN FAMILY CARE URGENT CARE		1			1

COVID-19: testing by laboratory

Data through Apr 7, 2021 verified as of Apr 8, 2021 at 09:25 AM

Data in this report are provisional and subject to change.

The numbers in the table below represent the number of Florida and non-Florida residents for whom test results were received by the Department of Health. A person can be tested by more than one laboratory and can have both positive and negative results. **Therefore, the sum of the numbers in each column will be larger than the total number of people tested.**

Reporting lab	Inconclusive	Negative	Positive	Percent positive	Total
BEAUMONT HOSPITAL, GROSSE POINTE			1	100%	1
Seal Rock Healthcare		1			1
SHANDSCAIR FLIGHT PROGRAM			1	100%	1
PENNY PEDIATRICS		1			1
VIP STARNETWORK		1			1
MERRILL GARDENS AT CHAMPIONSGATE			1	100%	1
HEALTH EXPRESS		1			1
FLORIDA HOSPITAL ORMOND BEACH			1	100%	1
CHILDREN'S NATIONAL MEDICAL CENTER			1	100%	1
WESTCHESTER MEDICAL CENTER ADVANCED		1			1
NORTH CAROLINA STATE LABORATORY OF PUBLIC HEALTH, SPECTRUM LAB NETWORK			1	100%	1
HOSPITAL SISTERS HEALTH SYSTEM (HSHS)			1	100%	1
AAA MEDICAL TESTING			1	100%	1
SYNERGY DIALYSIS INC			1	100%	1
VA Tennessee Valley HCS-Nashville Campus			1	100%	1
FRANKLIN CBOC			1	100%	1
MAYO MEDICAL LABORATORIES			1	100%	1
BROOKDALE FORT WALTON BEACH			1	100%	1
EVERGREEN NURSING HOME		1			1
MEDOR/ACC SYNCHRONY			1	100%	1
Florence Home		1			1
LIBERTY COMMONS NURSING AND REHABILITA		1			1
METROWEST MEDICAL CENTER - FRAMINGHAM			1	100%	1
Ozark Health and Rehabilitation, LLC		1			1
Kroger 683 - The Little Clinic Foothills Plaza		1			1
ORLANDO DIALYSIS		1			1
MEDCOR AT ROYAL CARIBBEAN			1	100%	1
Kroger 410 - The Little Clinic Trinity		1			1
Kempsville Health and Rehab Center		1			1
KENT		1			1
KELLY			1	100%	1
COVENANT HOSPITAL HOBBS D/B/A COVENANT		1			1
CHILDREN'S MEMORIAL HOSPITAL			1	100%	1
MOBILE MEDICAL CLINIC			1	100%	1
CVS TX4794POCT ARLINGTON		1			1
PEDIATRIC ASSOCIATES - DORAL			1	100%	1
GEORGE WASHINGTON UNIVERSITY HOSPITAL			1	100%	1
SSC NASHVILLE OPERATING CO LLC D/B/A		1			1
WELLSTAR SPALDING REGIONAL MEDICAL CENTER		1			1
KIDS CARE PEDIATRICS			1	100%	1
CARROLL UNIVERSITY STUDENT HEALTH CENTER		1			1
FLAGLER COUNTY BOARD OF COUNTY COMMISSIONERS			1	100%	1
LEELANAU OPCO, LLC		1			1
SUNCOAST PRIMARY CARE LLC			1	100%	1
PROVIDENCE PORTLAND MEDICAL CENTER		1			1
SOUTH DADE NURSING & REHABILITATION CENTER			1	100%	1
Chateau Dville Rehab & Retirement		1			1

COVID-19: testing by laboratory

Data through Apr 7, 2021 verified as of Apr 8, 2021 at 09:25 AM

Data in this report are provisional and subject to change.

The numbers in the table below represent the number of Florida and non-Florida residents for whom test results were received by the Department of Health. A person can be tested by more than one laboratory and can have both positive and negative results. **Therefore, the sum of the numbers in each column will be larger than the total number of people tested.**

Reporting lab	Inconclusive	Negative	Positive	Percent positive	Total
WALK IN FAMILY MEDICINE CENTER			1	100%	1
VIRTUA HEALTH AND REHABILITATION		1			1
THE CHRIST HOSPITAL			1	100%	1
Kroger 779 - The Little Clinic Georgetown		1			1
Erwin Health Care Center		1			1
BLOOD SYSTEMS LABORATORIES			1	100%	1
Isle Health and Rehabilitation Center			1	100%	1
AVON PARK CLUSTER		1			1
FRESENIUS SOUTH FORT MYERS		1			1
STEPHEN G NELSON MD PA			1	100%	1
MEMORIAL HOSPITAL AT GULFPORT			1	100%	1
TEVAPHARM			1	100%	1
PRACTITIONERS IN MOTION			1	100%	1
ARCADIA DIALYSIS CENTER			1	100%	1
COMMUNITY MEDICAL CENTER-ORANGE CITY		1			1
HALEYVILLE HEALTH CARE CENTER		1			1
AMBRY GENETICS CORP	1				1
ARIZONA STATE LABORATORY			1	100%	1
HUDSON REGIONAL HOSPITAL			1	100%	1
ATHENS LIMESTONE HOSPITAL		1			1
Victoria Manor		1			1
JUP Serology SubSection			1	100%	1
LITTLE COMPANY OF MARY HOSPITAL			1	100%	1
WILSON FAMILY MEDICINE LLC		1			1
BRIAN C GRINER MD LLC			1	100%	1
ADVANCED LABORATORY SERVICES			1	100%	1
MULTICARE PHYSICIANS			1	100%	1
Kroger 682 - The Little Clinic Combs and Gantzel		1			1
PRIMARY CARE SPECIALISTS OF ORLANDO		1			1
ADVENTHEALTH SENIOR CARE AT ORMOND			1	100%	1
ASSOCIATES IN INTERNAL MEDICINE PA			1	100%	1
MEDEXPRESS URGENT CARE - BENTONVILLE		1			1
Fox Subacute at Warrington		1			1
BRISTOL REGINAL MEDICAL CENTER			1	100%	1
LEE MEMORIAL HEALTH SYSTEMS HOME HEALTH		1			1
Urgent Care 24/7 Orlando LLC			1	100%	1
BAPTIST MINOR MEDICAL CENTER			1	100%	1
CVS M08595POCT RAYMORE		1			1
Big River Nursing and Rehab		1			1
DIXIE COUNTY JAIL			1	100%	1
Grays Harbor Health and Rehabilitation		1			1
GOOD SAMARITAN SOCIETY-FOREST CITY		1			1
LSU MEDICAL CENTER			1	100%	1
ST FRANCIS MEDICAL CENTER			1	100%	1
VA Texas Valley Coastal Bend Harlingen HCC		1			1
KEY WEST BRANCH MEDICAL CLINIC			1	100%	1
PowerBack Piscataway Center		1			1

COVID-19: testing by laboratory

Data through Apr 7, 2021 verified as of Apr 8, 2021 at 09:25 AM

Data in this report are provisional and subject to change.

The numbers in the table below represent the number of Florida and non-Florida residents for whom test results were received by the Department of Health. A person can be tested by more than one laboratory and can have both positive and negative results. **Therefore, the sum of the numbers in each column will be larger than the total number of people tested.**

Reporting lab	Inconclusive	Negative	Positive	Percent positive	Total
ADDINGTON PLACE EAST LAKE		1			1
TARRYTOWN PHARMACY			1	100%	1
KETTERING MEDICAL CENTER			1	100%	1
SOUTHERN SPRINGS HEALTH CARE		1			1
DONALSONVILLE HOSPITAL			1	100%	1
AVERA SACRED HEART HOSPITAL			1	100%	1
SAINT FRANCIS HOSPITAL			1	100%	1
EAST END PEDIATRICS		1			1
HEALTH GUAGE			1	100%	1
Arlington Care Center			1	100%	1
TILLAMOOK COUNTY GENERAL HOSPITAL LAB		1			1
RIVERSIDE PEDIATRIC GROUP, INC		1			1
ALCALA PHARMACEUTICALS			1	100%	1
BATESVILLE - SHERWOOD URGENT CARE			1	100%	1
Parkside Manor		1			1
MEDEXPRESS URGENT CARE - MT EPHRAIM		1			1
ADVENTHEALTH HOME CARE WATERMAN			1	100%	1
LEHIGH REGIONAL WOUND CENTER			1	100%	1
RIDGE OPTUM FLORIDA			1	100%	1
BAY AREA HOSPITAL LAB & HST		1			1
MINUTECLINIC LLC #3281			1	100%	1
Woodstock Nursing and Rehabilitation Center		1			1
LUMICO LIFE INSURANCE COMPANY		1			1
Mountain City Care and Rehabilitation Center		1			1
Garden View Care Center at Dougherty Ferry		1			1
WALGREENS #10854		1			1
ORDRS, INC.			1	100%	1
Cerenity Senior Care-White Bear Lake		1			1
COASTAL MANOR		1			1
Kroger 57 - The Little Clinic Jay C Charlestown		1			1
Vi at Aventura		1			1
ANDERSON NURSING CENTER			1	100%	1
Traymore Nursing Center		1			1
MEDICAL EXAMINERS OFFICE, LEESBURG			1	100%	1
HOUSTON MEDICAL CENTER			1	100%	1
Kroger 618 - The Little Clinic Trail Creek Village		1			1
Maple Lane Nursing Home		1			1
Eagle Point Health Care Center		1			1
American Fork Care Center dba Heritage Care Center		1			1
Good Samaritan Society - Mountian Lake		1			1
KIOSK MEDICINE KENTUCKY LLC		1			1
LAKE MARY DIALYSIS			1	100%	1
CVS NV9586POCT RENO		1			1
Bolingreen Health and Rehabilitation		1			1
NATIONAL INSTITUTES OF HEALTH CLINICAL CENTER			1	100%	1
FOCUSED CARE AT ALLENBROOK		1			1
Pinnacle Assisted Living			1	100%	1

COVID-19: testing by laboratory

Data through Apr 7, 2021 verified as of Apr 8, 2021 at 09:25 AM

Data in this report are provisional and subject to change.

The numbers in the table below represent the number of Florida and non-Florida residents for whom test results were received by the Department of Health. A person can be tested by more than one laboratory and can have both positive and negative results. **Therefore, the sum of the numbers in each column will be larger than the total number of people tested.**

Reporting lab	Inconclusive	Negative	Positive	Percent positive	Total
CARENOW URGENT CARE-HENDERSONVILLE		1			1
KENNEDY BOULEVARD DIALYSIS			1	100%	1
GENESIS CARE USA OF FLORIDA, LLC			1	100%	1
YUMA REGIONAL MEDICAL CENTER			1	100%	1
BARTLE'S PHARMACY INC			1	100%	1
WALGREENS # 11165		1			1
ALABAMA REFERENCE LAB			1	100%	1
LABORATORY COPRORATION OF AMERICA			1	100%	1
Carrollton Manor Inc		1			1
EAST LANSING OPCO		1			1
Consulate Health Care of Tallahassee			1	100%	1
CLEMENT J ZABLOCKI VAMC		1			1
PRIMARY CARE GROUP LLC		1			1
ORCHARD PARK HEALTH CARE AND REHABILITATION CENTER		1			1
Canandaigua VAMC		1			1
LONESTAR 24HRER MANAGEMENT LLC DBA LONESTAR 24HRER			1	100%	1
PHYSICIANS IMMEDIATE CARE			1	100%	1
CVS CT2210POCT RIVERSIDE		1			1
MEDEXPRESS URGENT CARE - LEOMINSTER		1			1
Walgreens #5421		1			1
JEFFREY A HIRSCHFIELD, MD PA			1	100%	1
SONORAN DESERT PATHOLOGY			1	100%	1
CORONA CONCIERGE, LLC		1			1
Good Shepherd Fairview Home, Inc.		1			1
CLIFTON-FINE HOSPITAL LABORATORY		1			1
LINK PHARMACY LLC		1			1
MRMC LAB MICRO			1	100%	1
FAMILY AND INTERNAL MEDICINE ASSOCIATES		1			1
HEARTLAND PHARMACY SEBRING			1	100%	1
Highland Ave. Eye Clinic		1			1
Ohman Family Living at Holly Assisted Living		1			1
FAMILY MEDICAL CENTER		1			1
CFCH - FROSTPROOF			1	100%	1
ST. MARY MEDICAL CENTER		1			1
ONSLOW COUNTY HEALTH DEPARTMENT			1	100%	1
SOUTHERN REGIONAL MEDICAL CENTER		1			1
Wedgewood Manor		1			1
CVS CA9751POCT AGOURA		1			1
CVS MA929POCT FRANKLIN		1			1
PEDIATRIC ASSOCIATES - JACKSONVILLE			1	100%	1
APPLECARE BRUNSWICK			1	100%	1
MIAMI JEWISH DIALYSIS			1	100%	1
NEW YORK STATE DEPARTMENT OF HEALTH			1	100%	1
SUMMIT LABORATORY			1	100%	1
Kroger 465 - The Little Clinic Oakley		1			1
CLEVELAND CLINIC FLORIDA WAIVED			1	100%	1
CYPRESS CREEK DIALYSIS CTR			1	100%	1

COVID-19: testing by laboratory

Data through Apr 7, 2021 verified as of Apr 8, 2021 at 09:25 AM

Data in this report are provisional and subject to change.

The numbers in the table below represent the number of Florida and non-Florida residents for whom test results were received by the Department of Health. A person can be tested by more than one laboratory and can have both positive and negative results. **Therefore, the sum of the numbers in each column will be larger than the total number of people tested.**

Reporting lab	Inconclusive	Negative	Positive	Percent positive	Total
AMBULATORY CARE CLINIC, LLC			1	100%	1
KEY BISCAYNE PEDIATRIC ASSOCIATES INC			1	100%	1
Southern Pines Healthcare Center		1			1
Kroger 379 - The Little Clinic Stony Brook		1			1
YOUTH HEALTH CENTER OF HUNTINGTON		1			1
Summit Medical Group Morristown Oncology		1			1
LAKESIDE MEDICAL CENTER		1			1
NORTHWEST TEXAS HEALTHCARE SYSTEM,INC			1	100%	1
REHABILITATION CENTER OF SOUTH GEORGIA		1			1
LEHIGH PULMONARY ASSOCIATES			1	100%	1
Freedom Pointe at The Villages			1	100%	1
SUREPOINT URGENT CARE PADRE ISLAND			1	100%	1
SOPHIA MEDICAL ASSOCIATES, PC			1	100%	1
SELECT SPECIALTY HOSPITAL - ORLANDO SOUTH			1	100%	1
WALGREENS_CHICAGO		1			1
CARENOW URGENT CARE - ANTIOCH		1			1
SUMMIT HEALTHCARE REGIONAL MEDICAL		1			1
CELEBRATION HOSPITAL			1	100%	1
MINUTECLINIC LLC #3351			1	100%	1
JOHNSON & JOHNSON VISION CARE-VISTAKON			1	100%	1
BREVARD COUNTY JAIL			1	100%	1
WALGREENS #01456		1			1
CHOTA COMMUNITY HEALTH SERVICES		1			1
CLEVELAND CLINIC OHIO LABORATORIES			1	100%	1
CROZER-CHESTER MEDICAL CENTER			1	100%	1
STEPHENS COUNTY HOSPITAL			1	100%	1
TRANSCEND PERFORMANCE AND LIFESTYLE INSTITUTE			1	100%	1
CONCENTRA - TAMPA EAST		1			1
MAINE HEALTH AND ENVIRONMENTAL TESTING LABORATORY			1	100%	1
JERSEY IRISH MEDICAL		1			1
FLORIDA CLINICAL RESEARCH CENTER, LLC			1	100%	1
FAMILY MEDICINE AT KISSIMMEE		1			1
WALGREENS # 12338		1			1
Eden Meadows		1			1
OMNICARE PHARMACY OF TEXAS 1, LP		1			1
CHESAPEAKE REGIONAL MEDICAL CENTER			1	100%	1
SONNI'S PEDIATRICS			1	100%	1
HEARTLAND NURSING & REHABILITATION		1			1
BAPTIST HEALTH MEDICAL PLAZA			1	100%	1
AMERICAN MEDICAL RESPONSE - FARMER BRA		1			1
ALPHA 1 ANTITRYPSIN RESEARCH PROGRAM			1	100%	1
CLEVELAND CLINIC FLORIDA LAB			1	100%	1
SARASOTA MEMORIAL HOSPITAL		1			1
SUNSHINE FAMILY & WELLNESS CENTER			1	100%	1
FLORIDA HEALTH CARE MEDICAL GROUP		1			1
CENTRAL ALABAMA HEALTH CARE SYSTEM			1	100%	1
Central Park Healthcare & Rehabilitation Center		1			1

COVID-19: testing by laboratory

Data through Apr 7, 2021 verified as of Apr 8, 2021 at 09:25 AM

Data in this report are provisional and subject to change.

The numbers in the table below represent the number of Florida and non-Florida residents for whom test results were received by the Department of Health. A person can be tested by more than one laboratory and can have both positive and negative results. **Therefore, the sum of the numbers in each column will be larger than the total number of people tested.**

Reporting lab	Inconclusive	Negative	Positive	Percent positive	Total
SUNCOAST FAMILY MEDICAL ASSOCIATES			1	100%	1
HCL LABORATORIES			1	100%	1
CRESTHAVEN			1	100%	1
GSM OCED Subsection			1	100%	1
EILEEN TURBESSI MD PA		1			1
LAB TEST KENDALL LLC		1			1
ROSLYN INTERNAL MEDICINE		1			1
SPORTS MEDICINE CLINIC - U OF WYOMING			1	100%	1
SILVER SPRINGS SHORES DIALYSIS			1	100%	1
Chateau Girardeau			1	100%	1
Signature HealthCare of Bowling Green		1			1
HEALTH FIRST HOME CARE		1			1
Smg At Bridgewater Family Medicine		1			1
THE DOCTORS OFFICE OF BRICK, LLC		1			1
WY RETIREMENT CENTER		1			1
COOSA VALLEY HEALTHCARE CENTER LLC		1			1
SOUTHEASTERN PATHOLOGY ASSOCIATES			1	100%	1
OPCO LLC LEGACY NURSING AND REHABILITA		1			1
ORMC-ARDEN/EOI			1	100%	1
PEDIATRIC ASSOCIATES OF ORLANDO			1	100%	1
MEDEXPRESS URGENT CARE -HOWELL US HWY		1			1
Heritage of Red Cloud		1			1
ASUNCION HOME HEALTH CARE CORP			1	100%	1
THE READING HOSPITAL AND MEDICAL CENTER			1	100%	1
US LABORATORIES			1	100%	1
Piedmont Crossing		1			1
MEDEXPRESS URGENT CARE-BRENTWOOD		1			1
DOCTOR TODAY URGENT CARE			1	100%	1
PASTEUR MEDICAL CENTER LLC		1			1
Life Care Center of Paradise Valley		1			1
Kroger 629 - The Little Clinic Cartersville, GA Hwy 41		1			1
Raleigh Center (WV)			1	100%	1
MEDICAL ASSOCIATES OF CARTER		1			1
LAKE VIEW COURT		1			1
SOUTH COUNTY MEDICAL CENTER			1	100%	1
MINUTE CLINIC DIAGNOSTICS OF IN, LLC #6252		1			1
GOLDING-GRANADO MEDICAL ASSOCIATES		1			1
NEMOURS CHILDREN'S			1	100%	1
Good Samaritan Society - Albion		1			1
TEXAS HEALTH HARRIS METHODIST HOSPITAL			1	100%	1
GALVESTON COUNTY HEALTH DISTRICT			1	100%	1
SPEARE MEMORIAL HOSPITAL			1	100%	1
MD NOW URGENT CARE			1	100%	1
VITAL CARE			1	100%	1
Orchid Cove at Naples			1	100%	1
LAKEWOOD RANCH MEDICAL GROUP LLC			1	100%	1
Springdale Village		1			1

COVID-19: testing by laboratory

Data through Apr 7, 2021 verified as of Apr 8, 2021 at 09:25 AM

Data in this report are provisional and subject to change.

The numbers in the table below represent the number of Florida and non-Florida residents for whom test results were received by the Department of Health. A person can be tested by more than one laboratory and can have both positive and negative results. **Therefore, the sum of the numbers in each column will be larger than the total number of people tested.**

Reporting lab	Inconclusive	Negative	Positive	Percent positive	Total
BRISTOL CHILDRENS CLINIC			1	100%	1
Glenburn Home		1			1
BRUNSWICK HEALTH AND REHABILITATION CE		1			1
NONA MEDICAL ARTS		1			1
DIAGNOSTIC AFFILIATES			1	100%	1
PEDIATRIC PARTNERS ZEPHYRHILLS			1	100%	1
CMC MERCY LABORATORY			1	100%	1
Princeton Place			1	100%	1
FLORHAM PARK ENDOSCOPY CENTER		1			1
LANGLADE			1	100%	1
CARDIOLOGY AND FITNESS MEDICINE		1			1
ALL PEDIATRIC CARE PA			1	100%	1
HEALTHCARE PARTNERS FAMILY MEDICINE LLC			1	100%	1
Kroger - KRO03500568			1	100%	1
MID FLORIDA DERMATOLOGY ASSOCIATES PA			1	100%	1
Kroger - KRO01100688			1	100%	1
Kroger 524 - The Little Clinic Iron Bridge Road		1			1
CONVENIENT URGENT CARE			1	100%	1
JUPITER MEDICAL GROUP			1	100%	1
PROGRESSIVE URGENT CARE, PC			1	100%	1
Village Green Health & Rehabilitation		1			1
SALUDA NURSING CENTER		1			1
ST JOSEPHS CHILDRENS HOSPITAL PEDI TRANSPORT			1	100%	1
DIMMIT REGIONAL HOSPITAL			1	100%	1
Walgreens #5065		1			1
CARESPOT EXPRESS HEALTHCARE BOYNTON BEACH			1	100%	1
Washington County Nursing H0me			1	100%	1
PSL JAX BEACH OPERATIONS LLC			1	100%	1
CVS CA8882POCT SAN CLEMENTE		1			1
SUN LABORATORY SERVICES,INC			1	100%	1
TITUSVILLE REHABILITATION AND NURSING CENTER		1			1
HEALTH AND HOPE CLINIC INC			1	100%	1
GWINNETT MEDICAL CENTER			1	100%	1
INNOVATIVE HEALTH DIAGNOSTIC OF CALIFORNIA			1	100%	1
MINUTE CLINIC DIAGNOSTIC PA			1	100%	1
BOND COUNTY HEALTH DEPARTMENT			1	100%	1
Kroger 767 - The Little Clinic Beaumont		1			1
HIGH DESERT COURT GROUP HOME			1	100%	1
APPLECARE URGENT CARE KINGSLAND			1	100%	1
HATLEY HEALTH CARE, INC		1			1
HEARTLAND OF MARIETTA OH LLC DBA		1			1
CAREWELL 203			1	100%	1
BLESSINGS MEDICAL CLINIC, THE			1	100%	1
SJMC PHYSICIAN SERVICES			1	100%	1
MT VIEW			1	100%	1
PROGRESSIVE MEDICAL LAB LLC			1	100%	1
CVS TX3702POCT KATY		1			1

COVID-19: testing by laboratory

Data through Apr 7, 2021 verified as of Apr 8, 2021 at 09:25 AM

Data in this report are provisional and subject to change.

The numbers in the table below represent the number of Florida and non-Florida residents for whom test results were received by the Department of Health. A person can be tested by more than one laboratory and can have both positive and negative results. **Therefore, the sum of the numbers in each column will be larger than the total number of people tested.**

Reporting lab	Inconclusive	Negative	Positive	Percent positive	Total
CARENOW MIDTOWN			1	100%	1
WALGREENS #5130			1	100%	1
HALIFAX HEALTH PRIMARY CARE			1	100%	1
ADVANCE HEALTH AND WELLNESS SOLUTIONS			1	100%	1
Oregon Veterans Home The Dalles		1			1
Strasburg Care Center		1			1
PHYSICIANS PREMIER ER- CENTRAL AUSTIN			1	100%	1
PANCARE HEALTH - BRUCE			1	100%	1
HUGH CHATHAM FAMILY MEDICINE INDEPENDENCE		1			1
NORTH PALM CHIDRENS PHYSICIANS			1	100%	1
EASTGENE LABORATORIES		1			1
MYLAN-SOUTH POINT PA		1			1
USF PHYSICIANS GROUP			1	100%	1
MCR HEALTH MEDICAL EXPRESS			1	100%	1
PIONEER CLINICAL RESEARCH LLC			1	100%	1
DAVENPORT PEDIATRICS CLERMONT			1	100%	1
APPLECARE URGENT CARE			1	100%	1
MEDICAL UNIVERSITY OF SOUTH CAROLINA			1	100%	1
WYOMING OPCO, LLC DBA MEDILODGE OF WYO		1			1
NORTH SHORE HEMATOLOGY-ONCOLOGY ASSOCIATES PC		1			1
CROSS CREEK HEALTH CARE		1			1
LEGACY AT HIGHWOODS PRESERVE		1			1
MEMORIAL URGENT CARE CENTER -			1	100%	1
CONNECTICUT PEDIATRICS @ CHC		1			1
MEDICAL CITY NORTH HILLS			1	100%	1
INTERIM HEALTHCARE			1	100%	1
Bethany Manor		1			1
BOND & STEELE CLINIC, PA			1	100%	1
Medilodge of Kalamazoo		1			1
CARESTAT HOSPICE SERVICES			1	100%	1
ERIE COUNTY EMERGENCY SERVICES DIV OF		1			1
SOLARIS HEALTHCARE PLANT CITY		1			1
WEST PALM BEACH PHARMACEUTICALS LLC			1	100%	1
GILBERT MEDICAL GROUP			1	100%	1
SACRED HEART HEALTH SYSTEM- MIDWIFE PROGRAM			1	100%	1
NEVADA DEPARTMENT OF HEALTH AND HUMAN SERVICES			1	100%	1
PRISMA HEALTH TUOMEY LABORATORY			1	100%	1
Shoreline Care Center			1	100%	1
THEDACARE FAMILY MEDICINE GATEWAY			1	100%	1
ACCESS FAMILY CARE LLC			1	100%	1
ALL CARE URGENT CARE			1	100%	1
ANDREWS			1	100%	1
YORK HOSPITAL: MICROBIOLOGY			1	100%	1
Walgreens #10988		1			1
MID-FLORIDA PATHOLOGY LLC		1			1
FIRST CARE WALK IN CLINIC LLC			1	100%	1
NORTH SHORE MEDICAL CENTER - SALEM HOSPITAL			1	100%	1

COVID-19: testing by laboratory

Data through Apr 7, 2021 verified as of Apr 8, 2021 at 09:25 AM

Data in this report are provisional and subject to change.

The numbers in the table below represent the number of Florida and non-Florida residents for whom test results were received by the Department of Health. A person can be tested by more than one laboratory and can have both positive and negative results. **Therefore, the sum of the numbers in each column will be larger than the total number of people tested.**

Reporting lab	Inconclusive	Negative	Positive	Percent positive	Total
CLINICAL LABORATORY DEPARTMENT			1	100%	1
COASTAL PEDIATRICS LLC			1	100%	1
Schenectady Center for Rehabilitation & Nursing		1			1
MARTIN LUTHER KING RENAL INSTITUTE			1	100%	1
HEARTLAND OF ZEPHYRHILLS FL, LLC			1	100%	1
REGENTS PARK OF JACKSONVILLE			1	100%	1
WARREN GENERAL HOSPITAL			1	100%	1
HANCOCK REGIONAL HOSPITAL		1			1
ELATION HEALTH		1			1
PALMS WEST SURGICENTER		1			1
FOUNDATION LABORATORY			1	100%	1
Central Alabama Veterans HCS - East Campus		1			1
MARTIN MEM FAMILY CARE AT ST LUCIE W			1	100%	1
CLINTON DRUG STORE		1			1
Harris Hill Nursing Facility		1			1
WEST VIRGINIA LABORATORIES			1	100%	1
NABI		1			1
GAMMA HEALTHCARE, INC		1			1
STONESPRINGS HOSPITAL CENTER			1	100%	1
Glenview Terrace Nursing Center		1			1
BAPTIST HEALTH PRIMARY CARE AT CUTLER BAY			1	100%	1
CARSON NURSING AND REHABILITATION CENTER		1			1
UF HEALTH FAMILY MEDICINE-GOODBYS CREEK			1	100%	1
ALBUQUERQUE INDIAN HEALTH CENTER		1			1
MCCALLIE SCHOOL-STUDENT HEALTH CENTER		1			1
Kroger 539 - The Little Clinic Memorial Blvd.		1			1
FIT4LIFE MEDICAL CENTER			1	100%	1
INFANTS & CHILDREN PA			1	100%	1
RIVERTON CBOC			1	100%	1
MINUTE CLINIC DIAGNOSTIC MED GRP OF CA		1			1
MEDEXPRESS URGENT CARE - CINNAMINSON		1			1
MEDEXPRESS URGENT CARE - UNIONTOWN		1			1
COLOMBO'S PHARMACY		1			1
CLERMONT PEDIATRICS, PA			1	100%	1
SMA BEHAVIORAL HEALTH SERVICES INC		1			1
CASA DE ORO CARE AND REHABILITATION CE		1			1
MOUNTAINVIEW URGENT CARE VALLEY		1			1
UCH LAB			1	100%	1
TAMPA HEALTH CARE PROVIDERS PA		1			1
Hillside Rehab and Care Center			1	100%	1
NORTH BREVARD CHILDRENS MEDICAL CENTER			1	100%	1
MEDICAL CENTER AFFILIATES PALM SPRINGS			1	100%	1
Altenheim Senior Living		1			1
IDAHO HEALTH DEPARTMENT			1	100%	1
JOHN MANCHIN SR HEALTH CARE CENTER		1			1
EAST TENNESSEE STATE UNIVERSITY		1			1
NEMOURS CHILDREN'S PRIMARY CARE			1	100%	1

COVID-19: testing by laboratory

Data through Apr 7, 2021 verified as of Apr 8, 2021 at 09:25 AM

Data in this report are provisional and subject to change.

The numbers in the table below represent the number of Florida and non-Florida residents for whom test results were received by the Department of Health. A person can be tested by more than one laboratory and can have both positive and negative results. **Therefore, the sum of the numbers in each column will be larger than the total number of people tested.**

Reporting lab	Inconclusive	Negative	Positive	Percent positive	Total
MEA PRIMARY CARE PLUS BYRAM			1	100%	1
Indianspring of Oakley		1			1
Oakview Manor Health and Rehab		1			1
ST MICHAEL'S ELITE MEDICAL HOSPITAL			1	100%	1
MARYLAND DEPARTMENT OF HEALTH AND MENTAL HYGIENE			1	100%	1
WEST FLORIDA MEDICAL CENTER CLINIC			1	100%	1
HARRIS URGENT CARE CENTER			1	100%	1
ARTESIAN HOME		1			1
DAYTONA BEACH CENTRA CARE			1	100%	1
DEVLIN MANOR NURSING AND REHABILITATION		1			1
VCU HEALTH SYSTEM AUTHORITY - MCV HOSPITALS			1	100%	1
FRESENIUS MEDICAL CARE TRADTION			1	100%	1
SOUTHWEST FLORIDA DIVISION LAB			1	100%	1
SPRINGFIELD HOSPITAL			1	100%	1
Waycross VA CBOC		1			1
Hinesville VA Clinic		1			1
SHANNON CLARK OD, PA			1	100%	1
BROOKDALE FORT MYERS LAKES PARK			1	100%	1
Encompass Health Rehab Hosp Tinton Falls		1			1
LIFE CARE CENTER OF GWINNETT		1			1
ELLCOTT CENTER FOR REHABILITATION AND		1			1
NIHCC			1	100%	1
PASCO COUNTY HEALTH DEPARTMENT			1	100%	1
DEVITA		1			1
MID-SOUTH URGENT CARE, PLLC			1	100%	1
SUN CITY DIAGNOSTIC CENTER			1	100%	1
WELLINGTON WEST 100176			1	100%	1
POETS WALK SARASOTA			1	100%	1
SIENA COLLEGE SPORTS MEDICINE CENTER		1			1
FAST PACE URGENT CARE			1	100%	1
CARE STATION MEDICAL GROUP		1			1
HSRE-ASL CASSELBERRY TRS, LLC			1	100%	1
Medilodge of Midland		1			1
Keller Landing Center		1			1
CVS TN6414POCT SMYRNA		1			1
RADIANCE HEALTH RX		1			1
CHILTON MEDICAL CENTER		1			1
Ashland Place Health and Rehabilitation, LLC		1			1
QUICKCARE HEALTH, INC			1	100%	1
CVS MA1875POCT ASHLAND			1	100%	1
ASHLEY PEDIATRICS DAY & NIGHT CLINIC			1	100%	1
Kroger - KRO03400316			1	100%	1
EMERALD HEALTH CARE		1			1
MEDEXPRESS URGENT CARE - LAWTON		1			1
Brookdale Southside			1	100%	1
Longwood Community Living Center		1			1
KINGMAN REGIONAL MEDICAL CENTER			1	100%	1

COVID-19: testing by laboratory

Data through Apr 7, 2021 verified as of Apr 8, 2021 at 09:25 AM

Data in this report are provisional and subject to change.

The numbers in the table below represent the number of Florida and non-Florida residents for whom test results were received by the Department of Health. A person can be tested by more than one laboratory and can have both positive and negative results. **Therefore, the sum of the numbers in each column will be larger than the total number of people tested.**

Reporting lab	Inconclusive	Negative	Positive	Percent positive	Total
UNITYPOINT HEALTH TRINITY			1	100%	1
SKY LAKES MEDICAL CENTER		1			1
INTERNAL MEDICINE ASSOCIATES		1			1
Diversicare of Ripley		1			1
HYDE PARK MEDICAL CENTER		1			1
NORTH MIAMI BEACH SURGICAL CENTER			1	100%	1
SHAW MEDICAL GROUP LLC			1	100%	1
Villa Maria			1	100%	1
PATHOLOGYT & LAB MEDICINE SERVICES			1	100%	1
Kroger 447 - The Little Clinic Lebanon		1			1
CVS IL2297652CV CHICAGO		1			1
Elderwood at Lancaster		1			1
Kroger 909 - The Little Clinic Hamilton			1	100%	1
Kroger 825 - The Little Clinic Dorothy Lane		1			1
St. Catherine's manor of Findlay		1			1
Kroger 588 - The Little Clinic Thompsons Station		1			1
FREEPORT ER DOX URGENT CARE		1			1
LIBERTY HEALTH CENTER			1	100%	1
LIFESTREAM BEHAVIORAL CENTER INC			1	100%	1
CLEVELAND CLINIC AKRON GENERAL			1	100%	1
ATHENS MEDICAL CENTER			1	100%	1
CHC SOUTHWEST FLORIDA LAB-LIVE			1	100%	1
EXACCARE KINGSTON, LLC			1	100%	1
SEVEN HILLS HEALTHCARE GROUP LLC DBA		1			1
			1	100%	1
POMPANO BEACH ARTIFICIAL KIDNEY CENTER			1	100%	1
SHERIDAN VAMC		1			1
INTERIM HEALTHCARE OF PALM COAST			1	100%	1
OAKWOOD HOSPITAL - DEARBORN LAB			1	100%	1
SYNAPSE ANALYTICAL LABS		1			1
COLUMBIA CREST CARE & RAHAB		1			1
ALL PRO ORTHOPEDICS & SPORTS MEDICINE, PA			1	100%	1
QUALITY LAB			1	100%	1
ADVANCED MEDICAL LABORATORIES (AML)			1	100%	1
CONCENTRA - OCALA		1			1
SPECTRUM LUDINGTON			1	100%	1
FAYETTE MEDICAL CENTER LAB		1			1
HOLMES FAMILY PRACTICE PA			1	100%	1
KINGSWAY MEDICAL CENTER INC			1	100%	1
LIMA MEMORIAL HOSPITAL			1	100%	1
JOHN HOPKINS WELLNESS CENTER PEPSICO			1	100%	1
JOHN PETER SMITH HOSPITAL- OB TRIAGE			1	100%	1
HOLLAND COMMUNITY HOSPITAL		1			1
POUDRE VALLEY HOSPITAL			1	100%	1
Bethel Lutheran Nursing & Rehabilitation Center		1			1
REFERENCE LABORATORY			1	100%	1
Kroger 397 - The Little Clinic Frankfort East		1			1

COVID-19: testing by laboratory

Data through Apr 7, 2021 verified as of Apr 8, 2021 at 09:25 AM

Data in this report are provisional and subject to change.

The numbers in the table below represent the number of Florida and non-Florida residents for whom test results were received by the Department of Health. A person can be tested by more than one laboratory and can have both positive and negative results. **Therefore, the sum of the numbers in each column will be larger than the total number of people tested.**

Reporting lab	Inconclusive	Negative	Positive	Percent positive	Total
HIGHLAND LABORATORY			1	100%	1
EMERY MEDICAL CENTER			1	100%	1
CAREWELL URGENT CARE FITCHBURG			1	100%	1
DOCTORS HOSPITAL OF LAREDO			1	100%	1
OCALA REGIONAL DIALYSIS- NORTH			1	100%	1
DORA HOME CARE			1	100%	1
ALTAMONTE SPRINGS WALK IN MED CENTER			1	100%	1
Wildwood Healthcare		1			1
ROSE MEDICAL CENTER LAB			1	100%	1
CARE ADVANTAGE			1	100%	1
PULMONARY, CRITICAL CARE AND SLEEP DISORDERS INSTITUTE OF SOUTH FLORID			1	100%	1
MEMPHIS URGENT CARE #2, LLC			1	100%	1
ACUPATH LABORATORIES INC			1	100%	1
PALMA CEIA MED GROUP-SWANN		1			1
HEAD 2 TOE PEDIATRICS, PLLC			1	100%	1
QUALITY CLINICAL LAB LLC			1	100%	1
NEXTCARE NIFONG			1	100%	1
MEMORIAL SATILLA HEALTH			1	100%	1
ORLANDO PHYSICIAN NETWORK		1			1
ALLIANCE MD DIRECT PRIMARY CARE			1	100%	1
Waddell Nursing & Rehab Center		1			1
MODERN URGENT CARE			1	100%	1
MEDEXPRESS URGENT CARE - HADLEY		1			1
AFFILIATED LABORATORIES INC			1	100%	1
CHI ST VINCENT LITTLE ROCK DIAGNOSTIC CLINIC			1	100%	1
HAMPTON VAMC		1			1
PUTNAM CO HOSPITAL-D/B/A ASBURY TOWERS		1			1
MEDEXPRESS URGENT CARE - JACKSON		1			1
OPTI MED PHARMACY		1			1
BIOLOGICAL AND CHEMICAL EMERGENCIES LABORATORY			1	100%	1
NORTH FLORIDA CHILD DEVELOPMENT, INC			1	100%	1
HEALTH PARTNERS LLC		1			1
CHATSWORTH ASSISTED LIVING COMMUNITY AT PGA NATIONAL			1	100%	1
WILMINGTON NURSING AND REHAB			1	100%	1
HORIZON MEDICAL CENTER			1	100%	1
MEDICAL SPECIALISTS OF THE PALM BEACHES INC			1	100%	1
MORGAN MEDICAL CENTER		1			1
Dupage Care Center			1	100%	1
LAKEVIEW REGIONAL HOSPITAL			1	100%	1
Samuel S. Stratton VAMC		1			1
MEDEXPRESS URGENT CARE-HAVERHILL		1			1
SMYTH COUNTY COMMUNITY HOSPITAL LABORATORY			1	100%	1
Memorial Health Care Center			1	100%	1
WELLPATH			1	100%	1
MONMOUTH MEDICALC ENTER		1			1
QUALITY URGENT CARE CENTER			1	100%	1
ALTA BATES SUMMIT MEDICAL CENTER CLINICAL LAB			1	100%	1

COVID-19: testing by laboratory

Data through Apr 7, 2021 verified as of Apr 8, 2021 at 09:25 AM

Data in this report are provisional and subject to change.

The numbers in the table below represent the number of Florida and non-Florida residents for whom test results were received by the Department of Health. A person can be tested by more than one laboratory and can have both positive and negative results. **Therefore, the sum of the numbers in each column will be larger than the total number of people tested.**

Reporting lab	Inconclusive	Negative	Positive	Percent positive	Total
SANITAS RESEARCH LLC			1	100%	1
GOSHEN HOSPITAL			1	100%	1
WESTOX LABS		1			1
PUBLIC HEALTH LABORATORIES			1	100%	1
Troy Center for Rehabilitation & Nursing		1			1
MISSION HOSPITAL			1	100%	1
MERITER LABORATORIES			1	100%	1
MEDICAL CENTER			1	100%	1
SEABROOK EMS			1	100%	1
CVS AZ9374POCT TUCSON		1			1
Wexner Heritage House			1	100%	1
LAURELS OF NORWORTH		1			1
CHAMBREL AT PINECASTLE			1	100%	1
DOCTORS CHOICE HOME CARE INC			1	100%	1
Schoenbrunn Healthcare		1			1
MEDEXPRESS URGENT CARE, LEBANON		1			1
THOMAS HOSPITAL			1	100%	1
CVS TX7431POCT ROWLETT		1			1
CHRISTIANA HOSPITAL		1			1
AUTUMN CARE OF STATESVILLE, LLC		1			1
Manor Care Health Care Services - Williamsport North		1			1
PALOMAR MEDICAL CENTER			1	100%	1
Kroger 753 - The Little Clinic Goss Avenue		1			1
HABANA HEALTH CARE CENTER			1	100%	1
JOSHUA E CHESIR MD		1			1
Autumn Care of Suffolk		1			1
SOMA MEDICAL CENTER PA #2			1	100%	1
Glen Haven Health and Rehabilitation LLC		1			1
NORTH RIVER FAMILY HEALTH CENTER			1	100%	1
Rockcastle Health and Rehab		1			1
DEPT OF VA MEDICAL CENTER - MIAMI			1	100%	1
ADAMS COUNTY HEALTH DEPARTMENT			1	100%	1
SANDPIPER CLUSTER		1			1
SOUTH TEXAS HEALTH SYSTEM ER - WARE ROAD			1	100%	1
ALLIED PEDIATRICS & FAMILY MEDICINE			1	100%	1
BIOMAT USA INC			1	100%	1
STEWART MEDICAL GROUP INC			1	100%	1
BRADENTON CONVENTION CENTER□			1	100%	1
BRIDGEWATER AT WATERMAN VILLAGE			1	100%	1
PUBLIX PHARMACY # 1236			1	100%	1
VELOCITY URGENT CARE - LITTLE CREEK			1	100%	1
Wayne County Nursing Home		1			1
St. Mary's Care Center		1			1
CVS OK6225POCT EDMOND		1			1
ST JUDE CARE CENTER		1			1
STATE OF ALASKA			1	100%	1
CARENOW-MONTGOMERY			1	100%	1

COVID-19: testing by laboratory

Data through Apr 7, 2021 verified as of Apr 8, 2021 at 09:25 AM

Data in this report are provisional and subject to change.

The numbers in the table below represent the number of Florida and non-Florida residents for whom test results were received by the Department of Health. A person can be tested by more than one laboratory and can have both positive and negative results. **Therefore, the sum of the numbers in each column will be larger than the total number of people tested.**

Reporting lab	Inconclusive	Negative	Positive	Percent positive	Total
Livingston County Center for Nursing and Rehabilitation		1			1
ROSE HAVEN NURSING CENTER		1			1
LAS PALMAS MEDICAL CENTER			1	100%	1
LYSTER MAIN LAB, FT RUCKER		1			1
PALMETTO PRIMARY CARE PHYSICIANS			1	100%	1
FLORIDA FAMILY LABORATORY		1			1
WESLEY MEDICAL CENTER			1	100%	1
WELL-KEY URGENT CARE SEVIERVILLE			1	100%	1
CLINICAL TRIALS OF TAMPA LLC		1			1
WINCHESTER URGENT CARE, PC		1			1
RAYMOND F CARON MD			1	100%	1
BOCA MEDICAL CARE			1	100%	1
WEST FLORIDA MEDICAL ASSOCIATES			1	100%	1
NAVAL BRANCH HEALTH CLINIC			1	100%	1
ABBOTT LABORATORIES - OCCUPATIONAL HEALTH SERVICES			1	100%	1
ESOTERIC LAB			1	100%	1
BAPTIST HEALTH EXPRESS CARE			1	100%	1
RESOURCE PATH LLC			1	100%	1
BOTTINEAU GOOD SAMARITAN CENTER		1			1
TREASURE COAST COMMUNITY HEALTH INC			1	100%	1
CVS NE5863POCT OMAHA		1			1
IMA MEDICAL CENTER OF SOUTH WEST ORLANDO			1	100%	1
Louis Stokes Cleveland VA - Midtown Dialysis Center		1			1
Fairhope		1			1
CVS AZ9273POCT TUCSON			1	100%	1
C V S / PHARMACY #833		1			1
NEW YORK PRESBYTERIAN HOSPITAL			1	100%	1
Greencroft Goshen		1			1
DEACONESS URGENT CARE CENTER			1	100%	1
BETHESDA DIALYSIS			1	100%	1
INTEGRIS SEMINOLE EMERGENCY DEPT			1	100%	1
BELLMORE PEDIATRICS		1			1
BAPTIST HEALTH ASI			1	100%	1
SALEM HOSPITAL REGIONAL LABORATORY		1			1
MEMORIAL HERMANN SOUTHWEST HOSPITAL			1	100%	1
ARLINGTON ADULT RESIDENTIAL FACILITY, INC			1	100%	1
SUTTER GOULD MEDICAL FOUNDATION			1	100%	1
LADY LAKE FAMILY MEDICINE			1	100%	1
MEDICAL ASSOCIATES OF THE SHOALS		1			1
DESERT ROSE FL LLC		1			1
VETERANS AFFAIRS MEDICAL CENTER - EAST ORANGE			1	100%	1
GABRIELA GOLDSTEIN MD PA			1	100%	1
CONCIERGE INTERNAL MEDICINE ASSOCIATES			1	100%	1
SPARTA HEALTH & REHAB		1			1
LEE HEALTH KIDS URGENT CARE		1			1
NEW ERA HEALTH CENTER INC		1			1
INDIAN RIVER CLINICAL LABORATORY, INC.		1			1

COVID-19: testing by laboratory

Data through Apr 7, 2021 verified as of Apr 8, 2021 at 09:25 AM

Data in this report are provisional and subject to change.

The numbers in the table below represent the number of Florida and non-Florida residents for whom test results were received by the Department of Health. A person can be tested by more than one laboratory and can have both positive and negative results. **Therefore, the sum of the numbers in each column will be larger than the total number of people tested.**

Reporting lab	Inconclusive	Negative	Positive	Percent positive	Total
IVY CREEK HEALTHCARE & WELLNESS CENTRE			1	100%	1
HEALTH FIRST MEDICAL GROUP LLC			1	100%	1
ELLIS HOSPITAL URGENT CARE CENTER LAB		1			1
CVS KS8601POCT OVERLAND PARK			1	100%	1
BALLAD HEALTH MEDICAL ASSOCIATES URGENT CARE			1	100%	1
PASTEUR MEDICAL HIALEAH GARDEN LLC			1	100%	1
LABORATORIO MEDICO CENTRAL CONDOMINO MD			1	100%	1
EAGLE COUNTY HEALTH AND HUMAN SERVICES			1	100%	1
Walgreens #3049		1			1
GOOD PEDIATRICS			1	100%	1
FAMILY & INTERNAL MEDICINE CENTER		1			1
STATE OF CALIFORNIA DOH SERVICES			1	100%	1
NSUH AT SYOSSET		1			1
SMITH			1	100%	1
SEGAL INSTITUTE FOR CLINICAL RESEARCH INC			1	100%	1
HEALTH PLUS SUNRISE MEDICAL OFFICE			1	100%	1
Fairhaven Retirement Community		1			1
LCMC LAB SUBSECTION		1			1
CATHEDRAL GERONTOLOGY CENTER DBA CATHEDRAL CARES			1	100%	1
SARHA DOCTORS CENTER			1	100%	1
LAKE VISTA DIALYSIS			1	100%	1
FHPG INTERNAL MEDICINE OF BRANDON			1	100%	1
SOUTHERN HILLS MEDICAL CENTER			1	100%	1
Crowne Health Care of Eufaula		1			1
LOVELACE WOMEN'S HOSPITAL		1			1
SAINT PETE MRI			1	100%	1
MAIN STREET PHARMACY OF MARCELLUS, INC		1			1
GARDENS AT MAPLEWOOD			1	100%	1
PELICAN STATE OUTPATIENT CENTER			1	100%	1
FLORIDA HOSPITAL LAB			1	100%	1
THE GROVE HEALTH AND REHAB			1	100%	1
BEAUMONT URGENT CARE		1			1
MARTIN HEALTH PHYSICIAN GROUP			1	100%	1
Mountain View Manor			1	100%	1
Holly Hill Healthcare Center			1	100%	1
EAST FL CORE LAB			1	100%	1
Arbor Springs Health and Rehab		1			1
TMH CANCER CENTER LABORATORY			1	100%	1
MOUNT SINAI MEDICAL CENTER AVENTURA ER			1	100%	1
JACKSONVILLE HEALTH & REHAB		1			1
SANTA BARABARA ALF LLC (THE WINDSOR)			1	100%	1
NEW MILFORD HOSPITAL			1	100%	1
Sky View Rehabilitation and Health Care Center		1			1
CURELOGICS WOUND CARE & HYPERBARIC CENTER		1			1
PARTNERS IN PRIMARY CARE		1			1
LOPEZ		1			1
LOURDES URGENT CARE			1	100%	1

COVID-19: testing by laboratory

Data through Apr 7, 2021 verified as of Apr 8, 2021 at 09:25 AM

Data in this report are provisional and subject to change.

The numbers in the table below represent the number of Florida and non-Florida residents for whom test results were received by the Department of Health. A person can be tested by more than one laboratory and can have both positive and negative results. **Therefore, the sum of the numbers in each column will be larger than the total number of people tested.**

Reporting lab	Inconclusive	Negative	Positive	Percent positive	Total
LAREDO CARE CLINIC NORTH		1			1
UF HEALTH - WILDLIGHT			1	100%	1
Birmingham Nursing & Rehab Center		1			1
AIRPORT MEDICAL SOLUTIONS ORLANDO			1	100%	1
MEDEXPRESS URGENT CARE PENNSVILLE		1			1
DR. K PEDIATRICS			1	100%	1
WAYCROSS INTRTNAL MEDICINE			1	100%	1
NYU LANGONE AMBULATORY CARE LAKE SUCCE		1			1
SPRINGBROOK HOSPITAL			1	100%	1
PM PEDIATRICS PC			1	100%	1
COUNTY OF HAMILTON			1	100%	1
PEACE HEALTH FAMILY MEDICINE AT 87TH AVE		1			1
FORT LOUDOUN PRIMARY CARE		1			1
Vibralife of El Paso Rehabilitation Center			1	100%	1
TRAVIS LEE THOMPSON MD			1	100%	1
FLORIDA EPIDEMIOLOGY PROGRAM			1	100%	1
RED BUG LAKE ROAD OVIEDO COVID			1	100%	1
UMMC MIDTOWN CAMPUS			1	100%	1
KINGWOOD EMERGENCY HOSPITAL			1	100%	1
MEMORIAL HOSPITAL - BELLEVILLE			1	100%	1
SACRED HEART HOSPITAL NURSING			1	100%	1
PUBLIX PHARMACY #0332		1			1
ALAFAYA WOODS FAMILY MEDICAL CENTER		1			1
Rehab Select of Talladega		1			1
QLABS			1	100%	1
Advanced Rehabilitation of Vernon		1			1
Grand Junction VAMC		1			1
ALL AMERICAN FAMILY AND GERIATRIC CARE			1	100%	1
SISTERS MISSION			1	100%	1
CHI ST ALEXIUS TRANSITIONAL CARE UNIT		1			1
US PUBLIC HEALTH SERVICE HOSPITAL			1	100%	1
HACKENSACK UNIVERSITY MEDICAL CENTER		1			1
Community Care Center of Heritage House, LLC			1	100%	1
VICTORIA PAIN AND REHABILITATION CENTER			1	100%	1
DE TAR HOSPITAL			1	100%	1
TCPA CLINICAL LABORATORIES			1	100%	1
PCR DIAGNOSTICS			1	100%	1
BIOMERIEUX			1	100%	1
CHP COVID-19 (TX)			1	100%	1
WASHINGTONVILLE PHARMACY INC		1			1
PREMIUM HOME HEALTH CARE INC			1	100%	1
MED BAR LLC		1			1
WALGREENS #06025		1			1
MICROBIOLOGY DEPARTMENT			1	100%	1
OHSU LABORATORY SERVICES		1			1
CLINICAL RESEARCH OF WEST FLORIDA		1			1
FAMILY PRACTICE ASSOCIATES		1			1

COVID-19: testing by laboratory

Data through Apr 7, 2021 verified as of Apr 8, 2021 at 09:25 AM

Data in this report are provisional and subject to change.

The numbers in the table below represent the number of Florida and non-Florida residents for whom test results were received by the Department of Health. A person can be tested by more than one laboratory and can have both positive and negative results. **Therefore, the sum of the numbers in each column will be larger than the total number of people tested.**

Reporting lab	Inconclusive	Negative	Positive	Percent positive	Total
AMERICAN FAMILY CARE - SMYRNA			1	100%	1
MORSELIFE HOME CARE INC			1	100%	1
Abernethy Laurels		1			1
ABRAZO WEST CAMPUS			1	100%	1
CVS PHARMACY INC DBA CVS/PHARMACY # 10600		1			1
CLARKSVILLE HEALTH SYSTEM			1	100%	1
HALIFAX HEALTH PRIMARY CARE ORMOND			1	100%	1
MEDERI CARETENDERS VS OF SE FL LLC DBA			1	100%	1
MAHONEY PEDIATRICS PA			1	100%	1
SAINT ALPHONSUS REGIONAL MEDICAL CENTER			1	100%	1
TITAN GENOMICS, LLC			1	100%	1
Dugan Memorial Home		1			1
PULMONARY MEDICINE		1			1
STAYING HEALTHY MEDICAL SERVICES			1	100%	1
THE TOLEDO HOSPITAL			1	100%	1
WEST BOYNTON DIALYSIS			1	100%	1
CSI LABORATORIES FLORIDA			1	100%	1
SPECTRUM LABORATORY			1	100%	1
Kroger 717 - The Little Clinic Dolphin Drive			1	100%	1
WOOD COUNTY HEALTH DEPARTMENT			1	100%	1
BAYMEADOWS PEDIATRIC CARE		1			1
PANCARE HEALTH - CARR ELEM & MIDDLE SCHOOL			1	100%	1
MT SINA1 HOSPICE			1	100%	1
TENNOVA ER - SANGO			1	100%	1
MARTIN ARMY COMMUNITY HOSPITAL			1	100%	1
HENRY FORD HOSPITAL			1	100%	1
WALGREENS #12624		1			1
MORNINGSIDE NURSING AND REHABILITATION		1			1
CONVENIENT MEDICAL AND HEALTH SERVICES			1	100%	1
St. Anne Home		1			1
LOUIS STOKES CLEVELAND VA MEDICAL CENTER			1	100%	1
Chateau Living Center			1	100%	1
RM PHARMACY SERVICES INC		1			1
Casa Real Center		1			1
SOUTHWEST ORLANDO FAMILY MEDICINE, PL			1	100%	1
SOUTHEASTERN HEALTH FACILITES, INC		1			1
PINNACLE DIALYSIS		1			1
NORTHWEST FLORIDA SPECIALTY PHYSICIANS LLC		1			1
MEDEXPRESS URGENT CARE CHICOPEE			1	100%	1
Kroger 126 - The Little Clinic Cottonwood		1			1
TITUSVILLE TOWERS ASSISTED LIVING		1			1
FORT MYERS NORTH DIALYSIS		1			1
FRONT PORCH PEDIATRICS PLLC			1	100%	1
MEMORIAL HEALTH UNIVERSITY MEDICAL		1			1
THE CLINIC ON SIXTH			1	100%	1
COLONIAL HEALTH CARE		1			1
WELLCARE URGENT CARE			1	100%	1

COVID-19: testing by laboratory

Data through Apr 7, 2021 verified as of Apr 8, 2021 at 09:25 AM

Data in this report are provisional and subject to change.

The numbers in the table below represent the number of Florida and non-Florida residents for whom test results were received by the Department of Health. A person can be tested by more than one laboratory and can have both positive and negative results. **Therefore, the sum of the numbers in each column will be larger than the total number of people tested.**

Reporting lab	Inconclusive	Negative	Positive	Percent positive	Total
LOUNDY		1			1
LINCOLN COUNTY MEDICAL CENTER		1			1
SHRIVERS PHARMACY AND WELLNESS CENTER			1	100%	1
Arlington Health and Rehabilitation		1			1
BRIDGEWATER PARK ASSISTED LIVING LLC			1	100%	1
ISLANDS ASSISTED LIVING FACILITY,THE			1	100%	1
MEDPOST URGENT CARE - CIBOLO			1	100%	1
LANTANA HC LAB			1	100%	1
DEPARTMENT OF HEALTH SERVICES			1	100%	1
WEST CARVER MEDICAL ASSOCIATES		1			1
HARDEE COUNTY FIRE RESCUE		1			1
Walgreens #5914		1			1
OCALA RKC EAST HEMO #1			1	100%	1
ADVENTHEALTH MEDICAL GROUP OBSTETRICS			1	100%	1
CVS AZ69POCT PEORIA		1			1
SUNRISE CLINIC SANTA ROSA		1			1
Mayfair Village Nursing Care Center		1			1
Parkview Care and Rehabilitation Center		1			1
MEDEXPRESS NORTHSIDE			1	100%	1
Diversicare of Smyrna		1			1
Towne Manor West		1			1
BARRINGTON TERRACE NAPLES			1	100%	1
GIBSON AREA PRIMARY CARE			1	100%	1
HENRY FORD WEST BLOOMFIELD HOSPITAL			1	100%	1
ADVANCED CARDIOVASCULAR DIAGNOSTICS PL		1			1
STITCHES ACUTE CARE CENTER OF CHEYENNE			1	100%	1
PALM COTTAGE OPERATOR LLC			1	100%	1
Walgreens #11724		1			1
PM PEDIATRICS OF BAYSIDE, PLLC		1			1
PINEVILLE PHARMACY			1	100%	1
MOUNT SINAI MEDICAL CENTER HIALEAH			1	100%	1
ARKANSAS PUBLIC HEALTH LABORATORY		1			1
PRINCIPLE DIAGNOSTICS LLC			1	100%	1
Hawthorne House		1			1
URGENT CARE OF COASTAL GEORGIA			1	100%	1
DAUGHTERS OF SARAH NURSING CENTER		1			1
CAROLINAS HEALTHCARE SYSTEM LAB			1	100%	1
PEDIATRIC PARTNERS			1	100%	1
SOUTHWESTERN STATE HOSPITAL LABORATORY			1	100%	1
CTMD MEDICAL CENTER, PA			1	100%	1
CONTINENTAL HOME HEALTH CARE INC			1	100%	1
HEALTHPARTNERS HUDSON CLINIC			1	100%	1
ARBOR DIAGNOSTICS, INC		1			1
STONECREST MEDICAL CENTER		1			1
MEDEXPRESS URGENT CARE - LODI		1			1
SENCARE MANAGEMENT		1			1
INTERNAL MEDICINE GROUP OF CENTRAL FLORIDA			1	100%	1

COVID-19: testing by laboratory

Data through Apr 7, 2021 verified as of Apr 8, 2021 at 09:25 AM

Data in this report are provisional and subject to change.

The numbers in the table below represent the number of Florida and non-Florida residents for whom test results were received by the Department of Health. A person can be tested by more than one laboratory and can have both positive and negative results. **Therefore, the sum of the numbers in each column will be larger than the total number of people tested.**

Reporting lab	Inconclusive	Negative	Positive	Percent positive	Total
HOSPICE OF MARION COUNTY INC			1	100%	1
ACCURATE HEALTH SERVICES CORP			1	100%	1
Kroger 63 - The Little Clinic Glassford Hill Rd		1			1
AURORA MEDICAL CENTER-KENOSHA			1	100%	1
AVERA ST. MARY'S HOSPITAL			1	100%	1
PINEBROOK CARE AND REHABILITATION CENTER□			1	100%	1
WINTER HAVEN DIALYSIS		1			1
VELOCITY URGENT CARE - REDMILL			1	100%	1
TITUSVILLE CENTER FOR SURGICAL EXCELLENCE LLC		1			1
MISSISSIPPI VALLEY REGIONAL BLOOD CENTER			1	100%	1
EMERGENCY CARE SERVICES LAB AT JFK MEDICAL CENTER			1	100%	1
STANDIFER PLACE		1			1
BLAKE AT PENSACOLA OPERATION CO, LLC, THE			1	100%	1
ACCESS HEALTH CARE PHYSICIANS, LLC		1			1
SANTA ROSA PEDIATRICS			1	100%	1
LANCASHIRE HALL NURSING AND REHABILITATION CENTER		1			1
DSI LABORATORIES-NAPLES-7TH			1	100%	1
ANDREWS INSTITUTE AMBULATORY SURGERY CENTER		1			1
Wrightsville Manor Health and Rehab		1			1
CVS TN5694POCT SODDY DAISY		1			1
CARING PROFESSIONAL HEALTH CARE LLC		1			1
FLORIDA KEYS PED AND ADOLES CTR			1	100%	1
Acts Manor House		1			1
UABC			1	100%	1
PATHLAB SERVICES			1	100%	1
BAYSTATE REFERENCE LABORATORY			1	100%	1
UNIVERSITY OF WASHINGTON DEPT OF LAB MEDICINE			1	100%	1
Brown Memorial Home		1			1
MERCYONE DES MOINES MEDICAL CENTER			1	100%	1
CARENOW LAKE WORTH			1	100%	1
CENTRAL FLORIDA ADULT MEDICINE		1			1
FLORIDA SOUTHERN COLLEGE			1	100%	1
SUMMIT COUNTY PUBLIC HEALTH DEPARTMENT			1	100%	1
NEVADA RURAL HOUSING AUTHORITY			1	100%	1
BOULDER COMMUNITY HOSPITAL			1	100%	1
THE NEW JEWISH HOME		1			1
CARESOUTH HHA HOLDINGS OF THE TREASURE COAST LLC			1	100%	1
Bay View Nursing and Rehabilitation Center			1	100%	1
The Pines at Poughkeepsie Center for Nursing and Rehabilitation		1			1
WVU MEDICINE AT SUNCREST TOWNE CENTRE			1	100%	1
CHATEAU TERREBONNE HEALTH CARE		1			1
CVS IN6536POCT KOKOMO		1			1
Terrace Glen Village		1			1
JMJ FAMILY PRACTICE			1	100%	1
REEVES COUNTY HOSPITAL DISTRICT			1	100%	1
ORANGETOWN PEDIATRICS ASSOCIATES		1			1
Pontotoc Health and Rehab		1			1

COVID-19: testing by laboratory

Data through Apr 7, 2021 verified as of Apr 8, 2021 at 09:25 AM

Data in this report are provisional and subject to change.

The numbers in the table below represent the number of Florida and non-Florida residents for whom test results were received by the Department of Health. A person can be tested by more than one laboratory and can have both positive and negative results. **Therefore, the sum of the numbers in each column will be larger than the total number of people tested.**

Reporting lab	Inconclusive	Negative	Positive	Percent positive	Total
DIRECT PRIMARY CARE OF BURLESON			1	100%	1
TRADITIONAL MEDICINE CENTER			1	100%	1
UNIVERISTY HOSPITAL			1	100%	1
TAYLOR COUNTY HEALTH DEPARTMENT			1	100%	1
DIAGNOSTIC GROUP INTEGRATED HEALTHCARE			1	100%	1
SOUTH FLORIDA URGENT CARE CENTERS, LLC			1	100%	1
HAWAII DEPARTMENT OF HEALTH LAB			1	100%	1
Walgreens #12153		1			1
THE EMORY CLINIC			1	100%	1
CVS IL7142POCT LOCKPORT		1			1
Heartland Health Care Center Jacksonville			1	100%	1
CENTRAL FLORIDA MEDICAL CARE			1	100%	1
ADVENTHEALTH MEDICAL GROUP SENIOR HEALTH AT			1	100%	1
Lenbrook		1			1
A.G. Rhodes		1			1
BAYCARE OUTREACH LAB AT NEW TAMPA			1	100%	1
KIDS HEALTH ALLIANCE PA			1	100%	1
COURTLAND TERRACE		1			1
MAGGY PHARMACY INC		1			1
SPACE COAST COMMUNITY PHARMACY			1	100%	1
HILLSBORO MEDICAL CENTER MAIN LABORATO		1			1
Brattleboro Crossings LLC dba Pine Heights at Brattleboro		1			1
MEDEXPRESS URGENT CARE, MOSSIDE		1			1
Walgreens #9620		1			1
777 URGENT CARE			1	100%	1
The Center at Centennial			1	100%	1
WEST VIRGINIA UNIVERSITY HOSPITALS			1	100%	1
PARK LANE NURSING HOME		1			1
Chestnut Ridge Nursing & Rehab		1			1
SOUTHWOOD NURSING & RETIREMENT CENTER		1			1
MANHATTAN EYE EAR AND THROAT HOSPITAL		1			1
TREASURE COAST PRIMARY CARE		1			1
PHOEBE SUMTER MEDICAL CENTER LABORATORY		1			1
MEMORIAL HERMANN KATY HOSPITAL			1	100%	1
MORGAN STANELY HEALTH CENTER		1			1
Port Orange Nursing And Rehab Center			1	100%	1
Hillside Manor Rehabilitation and Extended Care Center		1			1
FAST TEST NOW		1			1
MED FIRST IMMEDIATE CARE AND FAMILY PRACTICE			1	100%	1
ALLEGANY COUNTY DEPARTMENT OF HEALTH		1			1
Signature Healthcare of Georgetown		1			1
RCP OF MEMORIAL WEST			1	100%	1
PRIMARY CARE SERVICES AT WESTMINSTER V		1			1
PARK AVENUE PEDIATRICS PC		1			1
COASTAL PEDIATRIC CARE			1	100%	1
MEDCOR, INC			1	100%	1
Kroger 705 - The Little Clinic Richmond		1			1

COVID-19: testing by laboratory

Data through Apr 7, 2021 verified as of Apr 8, 2021 at 09:25 AM

Data in this report are provisional and subject to change.

The numbers in the table below represent the number of Florida and non-Florida residents for whom test results were received by the Department of Health. A person can be tested by more than one laboratory and can have both positive and negative results. **Therefore, the sum of the numbers in each column will be larger than the total number of people tested.**

Reporting lab	Inconclusive	Negative	Positive	Percent positive	Total
PARRISH MEDICAL GROUP			1	100%	1
CYPRESS VILLAGE REHAB CENTER		1			1
BL DIAGNOSTICS LLC			1	100%	1
Kroger 481 - The Little Clinic Houston Levee		1			1
SOUTHWOOD HEALTHCARE CENTER		1			1
AURORA CONSOLIDATED LABORATORY			1	100%	1
CVS AZ9277POCT TUCSON		1			1
CAMBRIDGE HEALTH ALLIANCE			1	100%	1
GIFFORD MEMORIAL HOSPITAL		1			1
UNIVERSITY OF BALTIMORE WASHINGTON MEDICAL CENTER			1	100%	1
CVS PA2296POCT MACUNGIE		1			1
NHC Sequatchie		1			1
EVEXIA DIAGNOSTICS			1	100%	1
Kroger 541 - The Little Clinic Long Hollow Pike		1			1
TOMAH VAMC			1	100%	1
NICKLAUS CHILDREN'S DORAL OUTPATIENT CENTER			1	100%	1
ADVENT HEALTH MEDICAL GROUP MULTISPECIALTY			1	100%	1
PHYSICIANS OF CENTRAL FLORIDA			1	100%	1
Smg/North Jersey Hematology & Oncology		1			1
Valley View Health and Rehabilitation, LLC		1			1
DR JAMES D FORBES FAMILY CARE CENTER			1	100%	1
Kroger 006 - The Little Clinic Uintah Gardens		1			1
ICARE		1			1
OMAHA VA MEDICAL CENTER			1	100%	1
TRAFALGAR DIALYSIS			1	100%	1
NORTH FLORIDA FAMILY MEDICINE			1	100%	1
TEXAS HEALTH ARLINGTON MEMORIAL HOSPITAL			1	100%	1
AMERICAN LAB LLC		1			1
FAMILY MEDICAL CLINIC KENDALL LLC			1	100%	1
ADVENTHEALTH MEDICAL GROUP PEDIATRICS DIABETES &			1	100%	1
BLOOMINGDALE MEDICAL ASSOC			1	100%	1
SLIDELL MEMORIAL HOSPITAL			1	100%	1
WEST COAST CLINICAL LABS INC			1	100%	1
OAKWOOD HOSPITAL - SOUTHSORE			1	100%	1
COLER REHABILITATION AND NURSING CARE		1			1
AUGUSTA HEALTH CLINICAL LABORATORY			1	100%	1
HOUSTON DEPARTMENT OF HEALTH AND HUMAN SERVICES			1	100%	1
Avera Sr. James Care Center		1			1
BETHESDA ON TURKEY CREEK			1	100%	1
Fairview			1	100%	1
BORINQUEN HEALTH CENTER			1	100%	1
LAS PALOMAS SENIOR LIVING		1			1
TRIHEALTH			1	100%	1
NAVARRO MEDICAL CENTERS LLC			1	100%	1
KNOX COMMUNITY HOSPITAL			1	100%	1
GARDENS PEDIATRICS LAB			1	100%	1
MARINA DEL REY HOSPITAL LAB			1	100%	1

COVID-19: testing by laboratory

Data through Apr 7, 2021 verified as of Apr 8, 2021 at 09:25 AM

Data in this report are provisional and subject to change.

The numbers in the table below represent the number of Florida and non-Florida residents for whom test results were received by the Department of Health. A person can be tested by more than one laboratory and can have both positive and negative results. **Therefore, the sum of the numbers in each column will be larger than the total number of people tested.**

Reporting lab	Inconclusive	Negative	Positive	Percent positive	Total
Kroger 83 - The Little Clinic Rock Road		1			1
ST JOHNS PEDIATRICS PA		1			1
SWIFTCARE URGENT CARE, PLLC			1	100%	1
HHCS PHARMACY INC			1	100%	1
SANTA MONICA FERTILITY			1	100%	1
CHRISTUS GOOD SHEPHERD MEDICAL CENTER			1	100%	1
HENRICO DOCTOR'S LABORATORY			1	100%	1
IVAN, MAYA			1	100%	1
FLORIDA DEPARTMENT OF HEALTH PALM BEACH COUNTY			1	100%	1
CVS TX1057POCT SAN ANTONIO		1			1
ROSEN MEDICAL CENTER AT ROSEN COLLEGE CAMPUS			1	100%	1
Integrity Healthcare of Carbondale			1	100%	1
LAKE COMMUNITY ACTION AGENCY		1			1
ST. LUKE'S HOSPITAL			1	100%	1
CAROMONT HEALTH			1	100%	1
PUBLIX PHARMACY #1387		1			1
SOUTH SEMINOLE HOSPITAL POCT			1	100%	1
BAPTIST ASI			1	100%	1
RYE BEACH PHARMACY INC		1			1
WALKIN MEDICAL URGENT CARE,NEW CITY			1	100%	1
MANCHESTER COMMONS		1			1
RIVIERA BEACH INTEGRATED CARE INC			1	100%	1
The Jordan Center		1			1
AML DIAGNOSTICS- ADV TESTING IN METABOLIC MEDICINE			1	100%	1
ENT & ALLERGY ASSOCIATES, LLP - SLEEPY HOLLOW (ABBOTT)		1			1
BAPTIST HEALTH FLOYD			1	100%	1
PALM BEACH COUNTY HEALTH DEPT.			1	100%	1
WELLSTAR PAULDING HOSPITAL		1			1
ACUTE AND COMMUNICABLE DISEASE PREVENTION			1	100%	1
SUNSHINE PEDIATRICS OF LUTz			1	100%	1
RESIDENCES AT MIAMI / REIGN GARDENS LLC, THE			1	100%	1
TEXAS HEALTH ARLINGTON MEMORIAL		1			1
CLIFTON SPRINGS		1			1
CAH ACQUISITION COMPANY 11 LLC			1	100%	1
MADISON AT OVIEDO			1	100%	1
PUBLIX PHARMACY #1114			1	100%	1
PERRY COUNTY NURSING HOME		1			1
DUKE UNIVERSITY POINT OF CARE TESTING PROGRAM			1	100%	1
OMC PRIMARY CARE - HOSPITAL CAMPUS			1	100%	1
ULTIMATE KIDNEY CARE			1	100%	1
SC-GA2018 MCCORMICK REHAB & HEALTHCARE		1			1
ORMOND BEACH DIALYSIS			1	100%	1
WALGREEN#12147		1			1
NOORANI MEDICAL CENTER LLC			1	100%	1
GREATER TAMPA AT HOME			1	100%	1
UNLIMITED MEDICAL SERVICES OF FL PL DBA		1			1
DOCTORS AFTER HOURS URGENT CARE CENTER			1	100%	1

COVID-19: testing by laboratory

Data through Apr 7, 2021 verified as of Apr 8, 2021 at 09:25 AM

Data in this report are provisional and subject to change.

The numbers in the table below represent the number of Florida and non-Florida residents for whom test results were received by the Department of Health. A person can be tested by more than one laboratory and can have both positive and negative results. **Therefore, the sum of the numbers in each column will be larger than the total number of people tested.**

Reporting lab	Inconclusive	Negative	Positive	Percent positive	Total
PHYSICIANS URGENT CARE			1	100%	1
Kroger 350 - The Little Clinic New Cut Road		1			1
Kroger 532 - The Little Clinic Murfreesboro		1			1
Excel Care Center			1	100%	1
FLORIDA HOME HEALTH			1	100%	1
ST VINCENTS OUTPATIENT IMAGING		1			1
DILELLA			1	100%	1
SKYRIDGE CLINICAL ASSOCIATES		1			1
ODYSSEY HEALTH CARE OF MARION COUNTY LLC		1			1
FIRSTCARE MEDICAL CENTER			1	100%	1
COLLINS NURSING HOME		1			1
Vista Park			1	100%	1
PHYSICIAN ASSOCIATES, LLC			1	100%	1
FLORIDA MEDICAL CLINIC PA GI			1	100%	1
CALIFORNIA PUBLIC HEALTH LABORATORY			1	100%	1
XSTREMEMD			1	100%	1
MERITUS MEDICAL CENTER			1	100%	1
ST FRANCIS COLLEGE WELLNESS CENTER		1			1
MISSOURI DEPARTMENT OF HEALTH AND SENIOR SERVICES - STATE PH LAB		1			1
AMD			1	100%	1
SURGERY CENTER, THE			1	100%	1
CVS AZ4795POCT MESA		1			1
OPTUM OF HIALEAH		1			1
INTERNAL MEDICINE EMILIA MURRAY MD PA		1			1
INLET CONCIERGE MEDICINE			1	100%	1
NEMOURS CHILDREN'S PRIMARY CARE, ST CLOUD			1	100%	1
HUNEYCUTT FAMILY PRACTICE			1	100%	1
RIVERVIEW HOSPITAL D/B/A UNIVERSITY		1			1
SOUTHEASTERN INTEGRATED MEDICAL PL			1	100%	1
LEE MEMORIAL HOSPITAL OUTPATIENT SURGERY CENTER			1	100%	1
ADVENTHEALTH IMAGING WINTERGARDEN		1			1
FINLAY MEDICAL RESEARCH CORP			1	100%	1
JACKSON MADISON CO. GEN. HOSPITAL			1	100%	1
MIAMI VASCULAR SURGERY			1	100%	1
Allen Health and Rehabilitation		1			1
5 STAR HOME HEALTH SERVICES INC		1			1
BOCA RATON REGIONAL HOSPITAL		1			1
LRGHEALTHCARE		1			1
Southwest Louisiana Veterans Home			1	100%	1
MEDICAL CITY DENTON			1	100%	1
Gulf Coast health and Rehabilitation, LLC		1			1
Manor Care Health Services- Wilmington			1	100%	1
SCHUYLER HOSPITAL		1			1
FASTMED - LAKEWAY			1	100%	1
UUHC - REDSTONE HEALTH CENTER LABORATORY			1	100%	1
ST. LUKES HOSPITAL			1	100%	1
EXPRESS CARE OF OCALA			1	100%	1

COVID-19: testing by laboratory

Data through Apr 7, 2021 verified as of Apr 8, 2021 at 09:25 AM

Data in this report are provisional and subject to change.

The numbers in the table below represent the number of Florida and non-Florida residents for whom test results were received by the Department of Health. A person can be tested by more than one laboratory and can have both positive and negative results. **Therefore, the sum of the numbers in each column will be larger than the total number of people tested.**

Reporting lab	Inconclusive	Negative	Positive	Percent positive	Total
SC-GA2018 SIMPSONVILLE REHABILITATION		1			1
HAMILTON CI MAIN UNIT ANNEX/ WORK CAMP			1	100%	1
Monument Health Custer Care Center		1			1
Dulles Health and Rehab Center		1			1
MEDICAL CLINIC OF HOUSTON			1	100%	1
WILLOW DALE WELLNESS VILLAGE APARTMENT		1			1
HIBISCUS COURT			1	100%	1
Lemont Nursing and Rehab Center			1	100%	1
EPIC CARE PHARMACY		1			1
CONSOLIDATED			1	100%	1
Moab Regional Hospital			1	100%	1
SUNCOAST RESEARCH GROUP LLC			1	100%	1
Kroger 968 - The Little Clinic Colerain Township		1			1
VA ST LOUIS HEALTH CARE SYSTEM			1	100%	1
SIPERSTEIN DERMATOLOGY LLC			1	100%	1
URGENT 202 COX CREEK PKWY		1			1
SV MOBILE HEALTH			1	100%	1
Westminster Canterbury Richmond		1			1
HEALTH CARE SERVICES LC			1	100%	1
ST LUKES SURGICAL AT THE VILLAGES INC			1	100%	1
CURA LABORATORY SERVICES			1	100%	1
Courtenay Springs Village			1	100%	1
ENCOMPASS HEALTH REHABILITATION HOSPITAL OF UTAH		1			1
HAWKEYE CARE CENTER DUBUQUE		1			1
ORMOND MEDICAL ARTS FAMILY PRACTICE PL			1	100%	1
DOCTORS CARE - AIKEN MALL			1	100%	1
MEMORIALCARE LONG BEACH MEDICAL CENTER			1	100%	1
ADVENTHEALTH MEDICAL GROUP OBSTETRICS AND			1	100%	1
Florence Nursing and Rehabilitation Center		1			1
ELKHART GENERAL HOSPITAL			1	100%	1
BISHOP KEARNEY		1			1
CROWNPOINT HEALTHCARE FACILITY		1			1
SAINT LEO UNIVERSITY INCORPORATED			1	100%	1
West Bay of Tampa Center			1	100%	1
HEBER VALLEY HOSPITAL			1	100%	1
BRIGHT HEALTH CLINIC CORP			1	100%	1
AURORA HEALTH CARE METRO INC			1	100%	1
MISSOURI DEPT. OF HEALTH			1	100%	1
DAYTONA BEACH DIALYSIS			1	100%	1
UT HEALTH RIO GRANDE VALLEY PRIMARY CARE AT			1	100%	1
NATION'S BEST CARE HOME HEALTH			1	100%	1
RIVERSIDE REGIONAL MED CENTER			1	100%	1
MERCY HOME		1			1
OASIS FAMILY RESORT IN THE SPRINGS LLC		1			1
FAMILY MEDICAL CENTRE			1	100%	1
TFH HOME HEALTH INC			1	100%	1
KATHY L ANDERSON DO PA			1	100%	1

COVID-19: testing by laboratory

Data through Apr 7, 2021 verified as of Apr 8, 2021 at 09:25 AM

Data in this report are provisional and subject to change.

The numbers in the table below represent the number of Florida and non-Florida residents for whom test results were received by the Department of Health. A person can be tested by more than one laboratory and can have both positive and negative results. **Therefore, the sum of the numbers in each column will be larger than the total number of people tested.**

Reporting lab	Inconclusive	Negative	Positive	Percent positive	Total
CHI MEMORIAL HOSPITAL CHATTANOOGA			1	100%	1
LIBERTY URGENT CARE			1	100%	1
HOSPITALS OF PROVIDENCE TRANSMOUNTAIN CAMPUS, THE			1	100%	1
Hearthstone Nursing and Rehabilitation Center		1			1
PROVIDENCE ST PETER HOSPITAL		1			1
LabCorp L#09258295 M#09258285			1	100%	1
GRANITE FALLS LTC, LLC		1			1
CONCENTRA - LEESBURG		1			1
HEALTH ALLIANCE			1	100%	1
TENNOVA HEALTHCARE - CLEVELAND			1	100%	1
KID FIXERS		1			1
Lutheran Community at Telford		1			1
BRADENTON DIALYSIS			1	100%	1
CHI ST. LUKE'S HEALTH BCM MEDICAL CENTER			1	100%	1
LABWORKS LLC			1	100%	1
Royal Palm Beach Health and Rehab Center			1	100%	1
VERMONT DEPT OF HEALTH LABORATORY			1	100%	1
COLLIER BLVD HMA PHYSICIANS MANAGEMENT LLC			1	100%	1
BAYSHORE DIALYSIS			1	100%	1
MEDSTAR URGENT CARE, LLC			1	100%	1
Kroger 444 - The Little Clinic Dent		1			1
SPRING VALLEY HOSPITAL MEDICAL CENTER			1	100%	1
Arch Plaza Nursing and Rehabilitation Center			1	100%	1
CARBON HEALTH			1	100%	1
NORTHEAST BAPTIST HOSPITAL			1	100%	1
MEDEXPRESS URGENT CARE, EDWARDSVILLE		1			1
NHC PLACE AT COOL SPRINGS		1			1
Ladera Center		1			1
OXY-GENLAB			1	100%	1
WELLMED AT LINEBAUGH AVE			1	100%	1
ER NEAR ME HULEN		1			1
Kroger - KR070300083			1	100%	1
Kroger 419 - The Little Clinic Farmington/Exeter		1			1
Elm Crest Senior Living Community		1			1
St Mary's d'Youville Pavilion		1			1
RUBY MEMORIAL HOSP. LAB			1	100%	1
ELDERWOOD AT WAVERLY		1			1
ABINGTON MEMORIAL HOSPITAL			1	100%	1
DOCTORS CARE - GREER		1			1
VA OPTOMETRY CLINIC			1	100%	1
Sage Bluff Health & Rehabilitation Center		1			1
THE HEART HOSPITAL BAYLOR PLANO			1	100%	1
UNIVERSITY OF NORTH CAROLINA HOSPITALS			1	100%	1
WELLMED AT LONGWOOD			1	100%	1
MEDEXPRESS URGENT CARE - CABOT			1	100%	1
ORCHARD LABORATORIES			1	100%	1
Walgreens #10851		1			1

COVID-19: testing by laboratory

Data through Apr 7, 2021 verified as of Apr 8, 2021 at 09:25 AM

Data in this report are provisional and subject to change.

The numbers in the table below represent the number of Florida and non-Florida residents for whom test results were received by the Department of Health. A person can be tested by more than one laboratory and can have both positive and negative results. **Therefore, the sum of the numbers in each column will be larger than the total number of people tested.**

Reporting lab	Inconclusive	Negative	Positive	Percent positive	Total
NEW SMYRNA BEACH AMBULATORY CARE CTR			1	100%	1
CANDLER HOSPITAL			1	100%	1
CACERES SPECIALIZED GYNECOLOGY		1			1
Crowne Place Assisted Living		1			1
MEDEXPRESS URGENT CARE - WAYNESBURG		1			1
CORNERSTONE OF RECOVERY INC		1			1
HARDIN HEALTH INC		1			1
TRIDENT ANTI AGING LLC			1	100%	1
MCH PHYSICIANS GROUP			1	100%	1
Valley Center (WV)			1	100%	1
MEDONE URGENT CARE			1	100%	1
PRIMARY CARE & PEDIATRICS - SHEPHERSTOWN		1			1
MEMORIAL HOSPITAL MIRAMAR WAIVED TESTING			1	100%	1
VA COMMUNITY BASED CLINIC - LAKE CITY			1	100%	1
SUSAN F WILLIAMS MD PA			1	100%	1
UT MD ANDERSON CANCER CENTER-TUMOR MARKER LAB			1	100%	1
CENTRAL FLORIDA HOSPITALIST			1	100%	1
GRAND VIEW HOSPITAL			1	100%	1
ST GERARD'S COMMUNITY OF CARE		1			1
WINTER GARDEN CHILDREN'S HEALTH CENTERS			1	100%	1
MEMORIAL HERMANN MEDICAL GROUP-ATASCOCITA PEDS			1	100%	1
Court House Center		1			1
WALGREENS #01398			1	100%	1
Peninsula Nursing and Rehabilitation Center		1			1
NORTHERN KENTUCKY HEALTH DEPARTMENT			1	100%	1
WINNIFRED ASSISTED LIVING FACILITY INC		1			1
ADVANCED INDIVIDUALIZED MEDICINE OF NAPLES			1	100%	1
Kroger 367 - The Little Clinic Walton		1			1
CVS AZ10529POCT SCOTTSDALE		1			1
AUTUMN HOUSE			1	100%	1
FAIRVIEW SOUTHDALE			1	100%	1
MED CHOICE CENTER OF NORTH MIAMI			1	100%	1
Belvoir Woods Health Care Center at The Fairfax		1			1
MEDICAL ASSOCIATES OF PINELLAS - LAB			1	100%	1
KNAPP MEDICAL GROUP			1	100%	1
Douglas County Health Center		1			1
Oakland Nursing and Rehabilitation Center		1			1
CLEMENT MANOR HEALTH CENTER		1			1
CSL PLASMA LAB			1	100%	1
GREATER MIAMI DIALYSIS			1	100%	1
PRIMARY AND URGENT CARE			1	100%	1
LAKELAND MEDICAL CENTER			1	100%	1
INFECTION CONTROL DEPT			1	100%	1
BAYLOR SCOTT & WHITE MEDICAL SURGICAL CLINIC			1	100%	1
Alden Lincoln Park			1	100%	1
HEALTHCARE FOR THE HOMELESS			1	100%	1
ALL CHILDRENS PEDIATRIC CLINIC			1	100%	1

COVID-19: testing by laboratory

Data through Apr 7, 2021 verified as of Apr 8, 2021 at 09:25 AM

Data in this report are provisional and subject to change.

The numbers in the table below represent the number of Florida and non-Florida residents for whom test results were received by the Department of Health. A person can be tested by more than one laboratory and can have both positive and negative results. **Therefore, the sum of the numbers in each column will be larger than the total number of people tested.**

Reporting lab	Inconclusive	Negative	Positive	Percent positive	Total
JOSEPH REINA PHARMACY INC DBA JRX PHAR		1			1
NORWALK HOSPITAL			1	100%	1
BGB SUMMIT MEDICAL GROUP		1			1
HEART HOSPITAL OF LAFAYETTE: EMERGENCY ROOM			1	100%	1
WELLSTAR DOUGLAS HOSPITAL LABORATORY		1			1
The Good Shepherd		1			1
ASSOCIATESMD			1	100%	1
CVS / PHARMACY #10794			1	100%	1
MEDEXPRESS URGENT CARE - LINDEN		1			1
Miller Health Care Center			1	100%	1
Portsmouth Health and Rehab			1	100%	1
Kroger 519 - The Little Clinic Staples Mill Road		1			1
LABORATORY SERVICES SGHS - CAMDEN		1			1
OKLAHOMA BLOOD INSTITUTE			1	100%	1
TAMPA GENERAL MEDICAL GROUP LABORATORY HEALTHPARK			1	100%	1
FOUNDCARE HEALTH			1	100%	1
WESTEX URGENT CARE, PLLC			1	100%	1
ST CATHERINE HOSPITAL LABORATORY			1	100%	1
GATEWAY HEALTHCARE, PC			1	100%	1
KROGER 915 - THE LITTLE CLINIC ANDERSON			1	100%	1
MAYO CLINICAL LABORATORIES		1			1
St. Anthonys Nursing and Rehab			1	100%	1
CENTRAL FLA PEDIATIC URGENT CARE LLC		1			1
PALMETTO LANDING			1	100%	1
ROCKLEDGE HEALTH & REHABILITATION CENTER			1	100%	1
Grangeville Health and Rehab		1			1
HAYS CLINICAL LAB			1	100%	1
UNIVERSITY OF IOWA HOSPITALS & CLINICS			1	100%	1
NEMOURS CHILDRENS PRIMARY CARE CLERMONT			1	100%	1
MED-LAKE LABORATORY			1	100%	1
NORTH COUNTY MEDICAL LAB			1	100%	1
HERITAGE CARE AND REHABILITATION CENTE		1			1
RICHMOND MEDICAL CENTER FOR WOMEN		1			1
BROOKS REHAB			1	100%	1
NORTH BROWARD MEDICAL CENTER			1	100%	1
THE MEDICAL CENTER AT BOWLING GREEN			1	100%	1
QC LABORATORY			1	100%	1
WELLMED AT BAY AREA		1			1
CHIPLEY DIALYSIS			1	100%	1
CVS AZ3749POCT GOODYEAR		1			1
SIGNATURE CARE COLLEGE STATION			1	100%	1
Rio Grande City Nursing and Rehab Center			1	100%	1
MARQUETTE GENERAL HOSPITAL			1	100%	1
ADVENTHEALTH PHYSICIAN GROUP - APPLEWOOD			1	100%	1
SUMMIT DETOX INC			1	100%	1
CVS AZ7855POCT TUCSON		1			1
Piqua Manor		1			1

COVID-19: testing by laboratory

Data through Apr 7, 2021 verified as of Apr 8, 2021 at 09:25 AM

Data in this report are provisional and subject to change.

The numbers in the table below represent the number of Florida and non-Florida residents for whom test results were received by the Department of Health. A person can be tested by more than one laboratory and can have both positive and negative results. **Therefore, the sum of the numbers in each column will be larger than the total number of people tested.**

Reporting lab	Inconclusive	Negative	Positive	Percent positive	Total
DIGESTIVE DISEASE CARE PC		1			1
CAROLINA BAY HEALTHCARE CTR OF WILMING		1			1
ATRIA TAMARAC			1	100%	1
Walgreens #17445		1			1
DISCOVERY AT HOME, LLC			1	100%	1
BERKSHIRE MEDICAL CENTER			1	100%	1
DORAL KIDNEY CENTER			1	100%	1
ManorCare Yeadon		1			1
ST MARY'S OF SAGINAW		1			1
MEDLABS OF FLORIDA LLC D/B/A MEDLABS DIAGNOSTICS		1			1
PEDIATRIC ASSOCIATES - MIAMI LAKES		1			1
PEDRO MENENDEZ HEALTH CENTER AT ST JOHNS			1	100%	1
WATERS EDGE ELEMENTARY SCHOOL			1	100%	1
ANMED HEALTH MEDICAL CENTER			1	100%	1
NAVAL HOSPITAL CAMP PENDLETON			1	100%	1
Birmingham Nursing and Rehabilitation East LLC		1			1
APS-SUMMIT CARE PHARMACY, LLC DBA OMNICARE		1			1
PALMETTO CHARTER SCHOOL☐		1			1
MEDCARE QUALITY MEDICAL CENTER LLC			1	100%	1
Long Beach Care Center			1	100%	1
FALKVILLE HEALTHCARE		1			1
WMC HEALTH GROUP OF KISSIMMEE LLC			1	100%	1
LP Marietta II, LLC		1			1
CITRONELLE HEALTH AND REHABILITATION CENTER		1			1
BRITTNEY WHELIHAN IRWIN ARNP LLC			1	100%	1
PRIORITY CARE LLC			1	100%	1
Ramsey Village		1			1
MADISON REHABILITATION HOSPITAL		1			1
WILLOWBROOKE COURT AT MATTHEWS GLEN		1			1
GENERATIONS CENTER OF SPENCER		1			1
MEDEXPRESS URGENT CARE - RUSSELLVILLE, W MAIN ST		1			1
SKY RIDGE MEDICAL CENTER - MICRO			1	100%	1
SHAMRA MEDICAL LABORATORY			1	100%	1
ROBINSON FAMILY CLINIC PA			1	100%	1
MARYLAND DEPARTMENT OF HEALTH AND MENTAL HYGIENE-LABORATORIES			1	100%	1
INTERMOUNTAIN HEALTHCARE CENTRAL LABORATORY			1	100%	1
FIU HEALTH CARE CENTER			1	100%	1
TANNER CLINIC			1	100%	1
Alden North Shore			1	100%	1
VIRGINIA CVS PHARMACY, LLC DBA CVS/PHARMACY #1884		1			1
JACK M MATHENY II MD			1	100%	1
NORTHSIDE FAMILY MEDICINE		1			1
Fulton County Medical Center Long Term Care			1	100%	1
Kroger 433 - The Little Clinic Atoka		1			1
Newton Wellesley Center for Alzheimer's Care		1			1
MEDEXPRESS URGENT CARE - NUTLEY		1			1
MEADOWS PARK HEALTH AND REHABILITATION		1			1

COVID-19: testing by laboratory

Data through Apr 7, 2021 verified as of Apr 8, 2021 at 09:25 AM

Data in this report are provisional and subject to change.

The numbers in the table below represent the number of Florida and non-Florida residents for whom test results were received by the Department of Health. A person can be tested by more than one laboratory and can have both positive and negative results. **Therefore, the sum of the numbers in each column will be larger than the total number of people tested.**

Reporting lab	Inconclusive	Negative	Positive	Percent positive	Total
MOUNT SINAI MEDICAL CENTER OF FLORIDA INC			1	100%	1
HEALTH SENTRY			1	100%	1
C A R E S		1			1
INDIANA STATE DEPARTMENT OF HEALTH CLINIC MICROBIOLOGY		1			1
CPL INC/BSSC PATHOLOGY		1			1
STAMFORD HOSPITAL			1	100%	1
Kroger 353 - The Little Clinic Harpers Point		1			1
ALLIANCE LABORATORY SERVICES			1	100%	1
FAIRVIEW HOSPITAL			1	100%	1
Erie VAMC		1			1
NEMOURS CHILDREN'S PRIMARY CARE			1	100%	1
MYCLINIC, INC			1	100%	1
NORTHEAST REGIONAL MEDICAL CENTER			1	100%	1
Alaska Domiciliary Care for Homeless Veterans		1			1
NULEASE MEDICAL SOLUTIONS			1	100%	1
CARESPOT - LEE VISTA			1	100%	1
Kroger 699 - The Little Clinic Smyrna		1			1
EMORY DECATUR HOSPITAL - EMORY MEDICAL		1			1
GENESEE COUNTY HEALTH DEPARTMENT		1			1
REELFOOT FAMILY WALK-IN CLINIC		1			1
CVS LA1116POCT BATON ROUGE		1			1
VIRGINIA UROLOGY		1			1
CAREMOUNT MEDICAL PC		1			1
MEDEXPRESS-DOVER		1			1
SHP WESTCHESTER LLC		1			1
BEST CARE COMMUNITY AND FAMILY HEALTH CENTER INC			1	100%	1
MDS PHARMA SERVICES		1			1
INNOVATIVE CARE PARTNERS PLLC			1	100%	1
DIGNITY HEALTH GOHEALTH		1			1
SANTA CLARA VALLEY MEDICAL CENTER			1	100%	1
EDGAR PRICE FAMILY & CHILDREN HEALTHCARE CENTER			1	100%	1
CENTRAL FL INTERNAL MEDICINE ASSOCIATES LLC		1			1
STEWART FLORIDA ALF, INC			1	100%	1
CUSTOM SCRIPTS PHARMACY		1			1
KENDALL PEDIATRICS PARTNERS LLC			1	100%	1
ST JOHN HOSPITAL & MEDICAL CENTER MICRO			1	100%	1
Shelbyville Manor		1			1
BETHESDA HOSPITAL			1	100%	1
White Oak Manor - Rock Hill		1			1
PBSO HEALTH AND WELLNESS CENTER			1	100%	1
IRA FIALKO DO			1	100%	1
UFHEALTH			1	100%	1
Kroger 518 - The Little Clinic Hermitage		1			1
Victory Health and Rehabilitation			1	100%	1
PRIMEX CLINICAL LABORATORIES INC			1	100%	1
FAMILY PHYSICIANS OF WINTER PARK, INC			1	100%	1
REGIONAL MEDICAL LABORATORY			1	100%	1

COVID-19: testing by laboratory

Data through Apr 7, 2021 verified as of Apr 8, 2021 at 09:25 AM

Data in this report are provisional and subject to change.

The numbers in the table below represent the number of Florida and non-Florida residents for whom test results were received by the Department of Health. A person can be tested by more than one laboratory and can have both positive and negative results. **Therefore, the sum of the numbers in each column will be larger than the total number of people tested.**

Reporting lab	Inconclusive	Negative	Positive	Percent positive	Total
HOLSTON MEDICAL GROUP		1			1
CLUB HEALTH AND REHABILITATION CENTER, THE		1			1
Kroger 368 - The Little Clinic Frankfort West		1			1
MOUNT SINAI COMPREHENSIVE CANCER CENTER			1	100%	1
Carington Park			1	100%	1
VALLEY HOSPITAL MEDICAL CENTER		1			1
MID-FLORIDA CANCER CENTERS		1			1
USC VERDUGO HILLS HOSPITAL			1	100%	1
DR BAWA AND ASSOCIATES			1	100%	1
LOWER KEYS COMMUNITY HEALTH CENTER			1	100%	1
ALLIED PHYSICIANS GROUP		1			1
KAISER PERMANENTE REGIONAL REFERENCE LABORATORY		1			1
JOHNSON MEDICAL SERVICES			1	100%	1
CENTRAL TX URGENT CARE			1	100%	1
FAIRHAVEN		1			1
ULTIMATE ANALYSIS LABORATORY			1	100%	1
NFRC CLINICAL LAB			1	100%	1
FLORIDA STATE UNIVERSITY HEALTH SERVICES			1	100%	1
STANLY REGIONAL MEDICAL CENTER			1	100%	1
NORTH SHORE HEMATOLOGY-ONCOLOGY ASSOCIATES		1			1
CVS AZ3264POCT PHOENIX			1	100%	1
CARRINGTON, LLC D/B/A THE CARRINGTON		1			1
JERSEY IRISH MEDICAL (DBA AFC URGENT C			1	100%	1
UNIVERSITY OF FLORIDA			1	100%	1
SENTARA AMBULATORY CARE CLINIC			1	100%	1
Sharon Care Center			1	100%	1
AHC Dyersburg		1			1
JACKSBORO URGENT CARE			1	100%	1
WELLSNOW URGENT CARE-OSWEGO			1	100%	1
PREMIER FAMILY AND SPORTS MEDICINE LLC			1	100%	1
Medilodge of Mt. Pleasant		1			1
FLAGLER PROFESSIONAL HEALTH CARE SERVICES INC		1			1
INHEALTH LIFE SCIENCES LLC			1	100%	1
PHYSICIANS PRIMARY CARE LEHIGH PEDS			1	100%	1
RIVERSIDE MEDICAL CENTER		1			1
KIDSVILLE PEDIATRICS III PA			1	100%	1
EASTSIDE MEDICAL CLINIC		1			1
PLEASANT RIDGE MANOR WEST		1			1
SHANNON MEDICAL CENTER			1	100%	1
CORDOVA FAMILY PRACTICE			1	100%	1
URGENTMED			1	100%	1
NCH HEALTHCARE CREEKSIDE ENDOSCOPY			1	100%	1
COSTCO PHARMACY #1023			1	100%	1
ANDERSON REGIONAL MEDICAL CENTER			1	100%	1
EXCEPTIONAL EMERGENCY CENTER			1	100%	1
441 URGENT CARE CENTER - BROWNWOOD			1	100%	1
CARE CENTER OF LAKE PLACID			1	100%	1

COVID-19: testing by laboratory

Data through Apr 7, 2021 verified as of Apr 8, 2021 at 09:25 AM

Data in this report are provisional and subject to change.

The numbers in the table below represent the number of Florida and non-Florida residents for whom test results were received by the Department of Health. A person can be tested by more than one laboratory and can have both positive and negative results. **Therefore, the sum of the numbers in each column will be larger than the total number of people tested.**

Reporting lab	Inconclusive	Negative	Positive	Percent positive	Total
Heartland of Perrysburg		1			1
APEX HOME HEALTHCARE			1	100%	1
SANFORD LABORATORIES WATERTOWN			1	100%	1
NULL			1	100%	1
HEALTH CHOICES, PLLC		1			1
ST LUKE LUTHERAN HOME		1			1
UW MEDICINE CHU LAB			1	100%	1
WILLOWBROOKE CT AT LIMA ESTATES		1			1
LABORATORIO BUENA SALUD			1	100%	1
HARDIN MEMORIAL HOSPITAL - HEARTLAND PATHOLOGY CONSULTANTS			1	100%	1
SUNSHINE URGENT CARE			1	100%	1
DIVERSICARE OF BIG SPRINGS		1			1
ASSISTED LIVING AT TREZEVANT		1			1
ATHENA PLASTIC SURGERY		1			1
TERRELL URGENT CARE			1	100%	1
WINDMOOR HEALTHCARE			1	100%	1
YOUR HEALTH PEDIATRICS			1	100%	1
Kroger 907 - The Little Clinic Holland		1			1
SAN JOSE CLINIC		1			1
SANCHEZ CAZAU MEDICAL GROUP			1	100%	1
BLACKBERRY CENTER, THE		1			1
WATERTOWN URGENT CARE		1			1
FLORIDA HEART AND VASCULAR MULTISPECIALTY GROUP PA			1	100%	1
ADVANCED CARDIOVASCULAR DIAGNOSTICS OF FL			1	100%	1
Kroger 698 - The Little Clinic 14th Street/Bell		1			1
ST JOHN'S HOME CARE			1	100%	1
RAMBAM URGENT CARE			1	100%	1
NF Escambia, LLC DBA Olive BranchHealth and Rehabilitaion Center			1	100%	1
AMERICA'S ER SITE 002 LLC			1	100%	1
SUPERKIDS PEDIATRICS			1	100%	1
MEDHELP			1	100%	1
PATIENT FIRST-GENERAL BOOTH			1	100%	1
bishop rehabilitation and nursing center		1			1
CLEVELAND CLINIC OUTPATIENT LABORATORY			1	100%	1
MID FLORIDA COMMUNITY SERVICES			1	100%	1
BUFFALO VAMC			1	100%	1
ROBERT TAYLOR COMMUNITY COMPLEX			1	100%	1
CATERPILLAR INC - MIAMI DISTRIBUTION CENTER			1	100%	1
Heartland of Pittsburgh PA, LLC		1			1
BAPTIST HEALTH PRIMARY CARE AT DORAL			1	100%	1
WEST PENSACOLA DIALYSIS CENTER			1	100%	1
NHC HealthCare St. Charles		1			1
Central Alabama Veterans HCS - West Campus		1			1
MARTINSVILLE HEALTH AND REHAB			1	100%	1
PHOEBE HOME INC		1			1
EVENTIDE LUTHERAN HOME		1			1
INTERMOUNTAIN HEALTHCARE LABORATORY SERVICES			1	100%	1

COVID-19: testing by laboratory

Data through Apr 7, 2021 verified as of Apr 8, 2021 at 09:25 AM

Data in this report are provisional and subject to change.

The numbers in the table below represent the number of Florida and non-Florida residents for whom test results were received by the Department of Health. A person can be tested by more than one laboratory and can have both positive and negative results. **Therefore, the sum of the numbers in each column will be larger than the total number of people tested.**

Reporting lab	Inconclusive	Negative	Positive	Percent positive	Total
CAREATC - WISCONSIN PIPE-FITTERS			1	100%	1
TWIN			1	100%	1
Metairie Healthcare Center			1	100%	1
GREYSTONE HOME HEALTH OF GREATER ORLANDO LLC		1			1
CVS NE8626POCT LINCOLN		1			1
ARNOLD PALMER HOSPITAL LAB POCT		1			1
LAKE LURE HEALTH CENTER			1	100%	1
LAKE MARY OPTUM FLORIDA			1	100%	1
CARLTON SHORES HEALTH AND REHABILITATION CENTER			1	100%	1
CARENOW MURFREESBORO MEDICAL CENTER PK		1			1
PURECARE PHARMACY		1			1
BASCOM PALMER-MICRO LAB			1	100%	1
STERLING HOUSE OF PORT ORANGE		1			1
Kroger 670 - The Little Clinic Dawson Forest Rd & Hwy 19		1			1
WALGREENS #15369		1			1
SOUTHWEST REGIONAL PCR LABORATORY			1	100%	1
MAYO CLINIC OUTPATIENT DIALYSIS CENTER			1	100%	1
COMMUNITY			1	100%	1
Mission Arch Center		1			1
Kingston of Miamisburg		1			1
ST.ELIZABETH HEALTH CENTER	1				1
Willowbrooke Court at Normandy Farms Estates		1			1
Heritage Inn Health and Rehabilitation		1			1
PARK AVENUE DERMATOLOGY NORTH			1	100%	1
SCRIPTS PLUS INC DBA THE MEDICINE SHOP		1			1
COMMUNITY MEDICAL CARE			1	100%	1
Walgreens #3661		1			1
BROOKDALE AVONDALE (BU 04360)			1	100%	1
BAXTER REGIONAL MEDICAL CENTER			1	100%	1
MCLEOD MEMORIAL HOSPITAL CLARENDON			1	100%	1
OAK HAVEN REHAB AND NURSING CENTER			1	100%	1
Northern Nevada State Veterans Home		1			1
HOWELL BRANCH COURT			1	100%	1
DIXIE REGIONAL MEDICAL CENTER			1	100%	1
MALUHIA		1			1
Crowne Health Care of Thomasville		1			1
THE HOSPITALS OF PROVIDENCE EMERGENCY ROOM			1	100%	1
Trucare Living Centers - Columbus		1			1
CIRRUS DX			1	100%	1
VIVEX/UMTB BIOMEDICAL			1	100%	1
VA Boston HCS-West Roxbury Division			1	100%	1
CEPERO PEDIATRICS PA			1	100%	1
Lopatcong Center		1			1
FRESENIUS KIDNEY CARE OCALA			1	100%	1
LIFECARE MEDICAL CENTER			1	100%	1
PROVIDENCE ST. PATRICK HOSPITAL			1	100%	1
ELEMENTS PHARMACY			1	100%	1

COVID-19: testing by laboratory

Data through Apr 7, 2021 verified as of Apr 8, 2021 at 09:25 AM

Data in this report are provisional and subject to change.

The numbers in the table below represent the number of Florida and non-Florida residents for whom test results were received by the Department of Health. A person can be tested by more than one laboratory and can have both positive and negative results. **Therefore, the sum of the numbers in each column will be larger than the total number of people tested.**

Reporting lab	Inconclusive	Negative	Positive	Percent positive	Total
UF HEALTH EMERGENCY CENTER LABORATORY		1			1
QUEST INC			1	100%	1
OPTUM MEDICAL CLINIC IN ROCKRIMMON			1	100%	1
MEDEXPRESS URGENT CARE - PINE BLUFF S		1			1
Kroger 682 - The Little Clinic New Holland Market			1	100%	1
Eddy Memorial Geriatric Center		1			1
UF HEALTH THE VILLAGES			1	100%	1
ABBOTT LABORATORIES ROSS PRODUCTS			1	100%	1
PANCARE HEALTH - NORTHSIDE ELEMENTARY			1	100%	1
SEASONS HOSPICE AND PALLIATIVE CARE OF			1	100%	1
MOBILE INFIRMARY MEDICAL CENTER			1	100%	1
LEGACY SPECIALTY PHARMACY CORP			1	100%	1
PINNACLE PAIN CENTER PS DBA LYNX HEALTHCARE		1			1
BAYOU URGENT CARE			1	100%	1
SELF REGIONAL HEALTHCARE			1	100%	1
ANSWERS RESOURCE FACILITY		1			1
SAINT BARNABAS MEDICAL CENTER		1			1
TUNIS STREET GROUP HOME		1			1
HEALTHCARE ASSOCIATES OF IRVING, LLP			1	100%	1
APOLLO ADVANCED HOME HEALTH CORP			1	100%	1
CULVER CITY URGENT CARE			1	100%	1
INTEGRATED GENETICS SEQUENOM		1			1
ARGENTINE CARE CENTER		1			1
USA Healthcare LTC, LLC - Folsom Center for Rehabilitation & Healthca		1			1
AEGIS MEDICAL GROUP LLC			1	100%	1
DR PHILLIPS CENTER FOR WELLNESS		1			1
ADAPTIVE BIOTECHNOLOGIES			1	100%	1
RELIANCE HOME HEALTH CARE INC		1			1
LADY OF THE SEA HOSPITAL LAB			1	100%	1
MEDEX CLINIC LLC			1	100%	1
WAYNE COUNTY PUBLIC HEALTH		1			1
GULF COUNTY HEALTH DEPARTMENT			1	100%	1
TRUCARE LIVING CENTERS - SELMA			1	100%	1
GATEWAY LABORATORIES		1			1
DAVITA DIALYSIS-NORTH			1	100%	1
Brakeley Park Center		1			1
URGENT CARE CENTER OF PORT ORANGE LLC			1	100%	1
AMERICAN DRUG TESTING LAB LLC			1	100%	1
HOLYCROSS URGENT CARE AND IMAGING CENTER		1			1
BRONSON METHODIST HOSPITAL			1	100%	1
ENCOMPASS HEALTH HOME HEALTH		1			1
ST JOHN'S MEDICAL CENTER, TETON VILLAGE			1	100%	1
BMC MAYPORT			1	100%	1
OHIOHEALTH URGENT CARE			1	100%	1
MEDEXPRESS URGENT CARE - PATRICK STREE			1	100%	1
CARESPOT - MIAMI GARDENS			1	100%	1
SPECIALTY MOLECULAR - DENVER			1	100%	1

COVID-19: testing by laboratory

Data through Apr 7, 2021 verified as of Apr 8, 2021 at 09:25 AM

Data in this report are provisional and subject to change.

The numbers in the table below represent the number of Florida and non-Florida residents for whom test results were received by the Department of Health. A person can be tested by more than one laboratory and can have both positive and negative results. **Therefore, the sum of the numbers in each column will be larger than the total number of people tested.**

Reporting lab	Inconclusive	Negative	Positive	Percent positive	Total
MOUNT SINAI HOSPITAL OF QUEENS			1	100%	1
CLINICAL PATHOLOGY LABORATORIES SOUTHEAST INC			1	100%	1
SUMMERLIN MEDICAL CENTRE			1	100%	1
EDWARD HOSPITAL			1	100%	1
CLINICAL CARE, INC			1	100%	1
AUSTIN URGENT CARE			1	100%	1
HIDALGO FAMILY CLINIC			1	100%	1
WEST BOCA MEDICAL CENTER			1	100%	1
PUBLIX PHARMACY #1122		1			1
Advanced Health Care of St. George		1			1
ADVENTHEALTH DURAND			1	100%	1
MEDCARE-GARNERS FERRY			1	100%	1
UNIVERSITY OF MARYLAND PATHOLOGY ASSOCIATES			1	100%	1
HAVASU REGIONAL MEDICAL CENTER			1	100%	1
Caldwell Care		1			1
RESTORE MEDICAL PARTNERS PLLC			1	100%	1
HELGEMO & LIQU PEDIATRICS			1	100%	1
RENOWN REGIONAL MEDICAL CENTER			1	100%	1
VISTA LAKE ASSISTED LIVING			1	100%	1
CRAWFORD COUNTY CARE CENTER		1			1
LABTECH DIAGNOSTICS			1	100%	1
METROPOLITAN			1	100%	1
JAX FAMILY CARE		1			1
Sherwood Oaks Health Center			1	100%	1
FLORIDA DEPARTMENT OF HEALTH IN BROWARD COUNTY		1			1
MARIANNA CBOC		1			1
UNIVERSITY OF VERMONT MEDICAL CENTER			1	100%	1
MIAMI-DADE COUNTY HEALTH DEPT.		1			1
CENTRAL CAROLINA HOSPITAL			1	100%	1
ASCENSION ST VINCENT'S - WESTSIDE			1	100%	1
FREDERICK AVENUE GROUP HOME		1			1
BOLLES SCHOOL, THE			1	100%	1
LAB PLUS, LLC			1	100%	1
ORCHID TERRACE		1			1
CAPITAL HEALTH PLAN - GOVERNORS SQUARE			1	100%	1
NORTH SHORE HEMATOLOGY-ONCOLOGY ASSOCI		1			1
HARDEN DIALYSIS		1			1
PREMISEHEALTH		1			1
BEAUMONT HOSPITAL			1	100%	1
ST JOHNS EPISCOPAL HOSPITAL SOUTH SHORE		1			1
BAPTIST MEDICAL PLAZA AT WESTCHESTER			1	100%	1
NEMOURS CHILDREN HOSPITAL			1	100%	1
UNIVERSITY OF SOUTH FLORIDA			1	100%	1
LOUIS A JOHNSON VAMC		1			1
PREMIER HEALTH CARE INC			1	100%	1
MARY WASHINGTON HOSPITAL HOME HEALTH AGENCY	1				1
TILE PHARMACY		1			1

COVID-19: testing by laboratory

Data through Apr 7, 2021 verified as of Apr 8, 2021 at 09:25 AM

Data in this report are provisional and subject to change.

The numbers in the table below represent the number of Florida and non-Florida residents for whom test results were received by the Department of Health. A person can be tested by more than one laboratory and can have both positive and negative results. **Therefore, the sum of the numbers in each column will be larger than the total number of people tested.**

Reporting lab	Inconclusive	Negative	Positive	Percent positive	Total
ANDERSON FAMILY MEDICINE			1	100%	1
SAINT AGNES HOSPITAL			1	100%	1
Tremont Health & Rehabilitation Center		1			1
CARESPOT - OCOEE			1	100%	1
LITTLE FALLS HOSPITAL LABORATORY		1			1
BEACHSIDE DETOX		1			1
JP MORGAN CHASE HEALTH SERVICES			1	100%	1
ASSOCIATES MD MEDICAL GROUP INC			1	100%	1
Kroger - KRO62000426			1	100%	1
MEDEXPRESS URGENT CARE-VINLAND SOUTH			1	100%	1
PALMETTO BAY MEDICAL CENTER			1	100%	1
UNIVERSITY PLACE NURSING CENTER		1			1
Le Roy Village Green		1			1
HEALTHFORCE PARTNERS INC			1	100%	1
COMMONWEALTH OF VIRGINIA DIVISION OF CONSOLIDATED LABORATORY SERVICES			1	100%	1
TREASURE COAST MEDICAL CONCIERGE LLC			1	100%	1
DW MCMILLAN MEMORIAL HOSPITAL LABORATORY			1	100%	1
PALM BEACH COUNTY SHERIFF OFFICE			1	100%	1
SUSAN F. WILLIAMS M.D., P.A.			1	100%	1
Kroger - KRO70600172		1			1
NORTHEAST GEORGIA HEALTH SYSTEM			1	100%	1
PALM BEACH DIABETES AND ENDOCRINE SPECIALISTS, PA			1	100%	1
WATERVIEW HILLS REHABILITATION AND NUR		1			1
BRANDON OUTREACH CLINIC			1	100%	1
ST. MICHAEL'S ELITE HOSPITAL			1	100%	1
THE LITTLE CLINIC LLC			1	100%	1
PEDRO L ORTEGA MD PA			1	100%	1
ASSURANCE HEALTHCARE AND COUNSELING CENTER		1			1
Kroger 390 - The Little Clinic North College Hill		1			1
COUNTRYSIDE PEDIATRIC CARE PA			1	100%	1
NORTH PALM BEACH DIALYSIS CENTER			1	100%	1
Brownwood Nusing & Rehabilitation		1			1
Kroger 407 - The Little Clinic Lexington		1			1
Cornerstone at the Ranch		1			1
Kroger 359 - The Little Clinic Bellevue		1			1
CLAYTON NURSING AND REHABILITATION		1			1
MIL LAKE HEALTHCARE CENTER INC PEDIATRICS			1	100%	1
HERNANDO COUNTY HEALTH DEPT			1	100%	1
SOUTHERN WINDS			1	100%	1
Brown Nursing Home		1			1
PHOEBE PRIMARY CARE CAMILLA			1	100%	1
LABTEST LLC LABTEST DIAGNOSTICS			1	100%	1
Kroger 49 - The Little Clinic Wichita - 21st St.			1	100%	1
EXCEL URGENT CARE OF NJ			1	100%	1
CORPUS CHRISTI MEDICAL CENTER			1	100%	1
GARNET HEALTH DOCTORS		1			1
Kroger 500 - The Little Clinic Speedway		1			1

COVID-19: testing by laboratory

Data through Apr 7, 2021 verified as of Apr 8, 2021 at 09:25 AM

Data in this report are provisional and subject to change.

The numbers in the table below represent the number of Florida and non-Florida residents for whom test results were received by the Department of Health. A person can be tested by more than one laboratory and can have both positive and negative results. **Therefore, the sum of the numbers in each column will be larger than the total number of people tested.**

Reporting lab	Inconclusive	Negative	Positive	Percent positive	Total
Broomall Manor		1			1
TMH PHYSICIAN PARTNERS QUINCY			1	100%	1
ABE'S GARDEN/PARK MANOR APARTMENTS		1			1
EXAC CARE CROSSVILLE		1			1
SILVERMAN			1	100%	1
MOSOLF PEDIATRICS PA			1	100%	1
ELAN MANATEE			1	100%	1
LAKE REGIONAL HEALTH			1	100%	1
The Carrington		1			1
CARESOUTH HHA HOLDINGS OF VIRGINIA, LLC			1	100%	1
POINTE MEDICAL SERVICES INC			1	100%	1
Lakeland Nursing and Rehabilitation Center LLC		1			1
FAMILY MEDICINE AT CELEBRATION		1			1
NHLS			1	100%	1
Willow Ridge Center		1			1
UT HEALTH RGV CLINICAL LABORATORY			1	100%	1
IMMEDIATE CARE MEDICAL CENTER			1	100%	1
WALGREENS #15291		1			1
DR DAN C TRIGG MEMORIAL HOSPITAL		1			1
ALIMETRIX INC		1			1
VERITAS GENETICS, INC.			1	100%	1
AFTER HOURS CLINIC			1	100%	1
MONROE COUNTY PUBLIC HEALTH DEPARTMENT			1	100%	1
ASHLEY PEDIATRICS DAY AND NIGHT CLINIC			1	100%	1
DIGNITY HEALING LLC			1	100%	1
SHARON REGIONAL MEDICAL CENTER			1	100%	1
STVHCS - Dental Outpatient Clinic		1			1
SPECIALTY DRUG TESTING			1	100%	1
AdventHealth Care Center Zephyrhills North			1	100%	1
KROGER 785 - THE LITTLE CLINIC DIXIE HWY		1			1
SOMA MEDICAL CENTER PA #2 OAKLAND			1	100%	1
RIVERVIEW HOSPITAL	1				1
URGENT CARE OF FORT LAUDERDALE INC			1	100%	1
CVS KS8573POCT OVERLAND PARK		1			1
DORNOCH PLACE DEL PRADO		1			1
St. Ann Rehabilitation and Nursing Center		1			1
HEALTH CLINIC,THE		1			1
Village Crest Center for Health & Rehabilitation		1			1
Juniper Village at Bucks County		1			1
APOLLOMDX LLC			1	100%	1
PRIME HEALTHCARE SERVICES		1			1
FAIRFIELD MEDICAL CENTER			1	100%	1
Waters of Covington		1			1
Perham Living			1	100%	1
LONG ISLAND MINIMALLY INVASIVE SURGERY		1			1
FIRST CARE OF GAINESVILLE			1	100%	1
PRIMARY & URGENT CARE CENTERS			1	100%	1

COVID-19: testing by laboratory

Data through Apr 7, 2021 verified as of Apr 8, 2021 at 09:25 AM

Data in this report are provisional and subject to change.

The numbers in the table below represent the number of Florida and non-Florida residents for whom test results were received by the Department of Health. A person can be tested by more than one laboratory and can have both positive and negative results. **Therefore, the sum of the numbers in each column will be larger than the total number of people tested.**

Reporting lab	Inconclusive	Negative	Positive	Percent positive	Total
BAM INC		1			1
WEST FLORIDA HOSPITAL LABORATORY			1	100%	1
BRIGHAM YOUNG UNIV STUDENT HEALTH CTR			1	100%	1
NORDX			1	100%	1
WRIGHT PATTERSON AFB MEDICAL CENTER			1	100%	1
Regency Square			1	100%	1
KANA MEDICAL			1	100%	1
FLORIDA DEPARTMENT OF HEALTH IN CITRUS COUNTY		1			1
1ST MED DOTHAN			1	100%	1
VELOCITY URGENT CARE - CHIMNEY HILL			1	100%	1
ONPOINT URGENT CARE			1	100%	1
Dexter Health Care		1			1
DAVENPORT DIALYSIS CENTER		1			1
Garden Villa Bedford		1			1
YOUR HEALTH PEDIATRICS INC			1	100%	1
Glen Oaks Health and REhabilitation		1			1
Country View of Sunbury			1	100%	1
CVS MA1121POCT WESTFORD		1			1
HARBOR OAKS GOLDEN YEARS			1	100%	1
MY INSTADOC - HOWELL URGENT CARE		1			1
NEW RIVER HEALTH DISTRICT			1	100%	1
MARTIN MEMORIAL MEDICENTER			1	100%	1
MEDEXPRESS URGENT CARE, MILLCREEK		1			1
Kroger 929 - The Little Clinic Corryville		1			1
UNITED HEALTHCARE			1	100%	1
BRUSHY CREEK FAMILY HOSPITAL			1	100%	1
LOUISIANA STATE LAB			1	100%	1
Orange City Nursing and Rehab Center			1	100%	1
ST JOHNS MEDICAL CENTER		1			1
ROAN MOUNTAIN MEDICAL CENTER			1	100%	1
CLERMONT HEALTH DEPARTMENT			1	100%	1
TRUMAN MEDICAL CENTER - HOSPITAL HILL			1	100%	1
CONSULATE HEALTH CARE OF VERO BEACH			1	100%	1
ALPHA CLINICAL LABORATORY CORP.			1	100%	1
FAMILY MEDICAL CARE OF MOUNT DORA INC			1	100%	1
Ideal Senior Living Center		1			1
MEDTOWN PHARMACY			1	100%	1
SIGNATURE CARE MEMORIAL CITY			1	100%	1
CONCORDIA MANOR			1	100%	1
BETTER U BETTER LIFE WELLNESS LLC			1	100%	1
PAUL C SCHWARTZ & MELVIN L WEIDMAN		1			1
PATHOLOGY		1			1
ATMORE COMMUNITY HOSPITAL			1	100%	1
FLORIDA DIGESTIVE AND LIVER SPECIALISTS			1	100%	1
EASTSIDE URGENT CARE			1	100%	1
MEDIPLUS CLINIC, INC			1	100%	1
MEDCOR CORPORATE CLINIC			1	100%	1

COVID-19: testing by laboratory

Data through Apr 7, 2021 verified as of Apr 8, 2021 at 09:25 AM

Data in this report are provisional and subject to change.

The numbers in the table below represent the number of Florida and non-Florida residents for whom test results were received by the Department of Health. A person can be tested by more than one laboratory and can have both positive and negative results. **Therefore, the sum of the numbers in each column will be larger than the total number of people tested.**

Reporting lab	Inconclusive	Negative	Positive	Percent positive	Total
WINDERMERE PEDIATRICS			1	100%	1
CVS CT692POCT NORTH HAVEN		1			1
HARMONY HEALTHCARE ORLANDO INC		1			1
SMITH KLINE			1	100%	1
PEDIATRIC URGENT CARE CENTR OF FORT WORTH-LA GRAN			1	100%	1
RMC BROOKHOLLOW MED AESTHETICS INC		1			1
Kroger 531 - The Little Clinic Waterville		1			1
ANY LAB TEST NOW JACKSONVILLE		1			1
BLUFFTON HEALTH CENTER			1	100%	1
CVS CA9492POCT YORBA LINDA		1			1
B2 URGENT CARE			1	100%	1
BETHESDA HEALTH PHYSICIANS GROUP		1			1
BROCK HUGHES MEDICAL CENTER			1	100%	1
HILTON HEAD HOSPITAL/INPATIENT			1	100%	1
SIERRA HEALTH CARE CENTER		1			1
MISSION HOSPITAL – MEMORIAL CAMPUS			1	100%	1
MANOR CARE OF DELRAY BEACH FL LLC		1			1
SPHERE DX			1	100%	1
UNIVERSITY OF TOLEDO MEDICAL CENTER			1	100%	1
KIOSK MEDICINE OF KENTUCKY LLC		1			1
ST. JOHN HOSPITAL & MEDICAL CENTER			1	100%	1
PEACHEALTH LABORATORIES		1			1
ABRAKIDABRA PEDIATRIC CLINIC LLC			1	100%	1
SOUTHERN FAMILY HEALTH			1	100%	1
METRO HEALTH HOSPITAL LABORATORY		1			1
COVE AT THE MARBELLA,THE			1	100%	1
BAPTIST EMERGENCY HOSPITAL - KELLY			1	100%	1
GATEWAY FAMILY HEALTH CLINIC			1	100%	1
Kroger 894 - The Little Clinic NEC		1			1
STUDENT HEALTH CENTER			1	100%	1
BAYFRONT HEAL WOUND CARE AND HYPERBARIC CENTER			1	100%	1
REGIONAL MED CTR BAYONET POINT			1	100%	1
Parkview Care Center			1	100%	1
THE CHILDREN'S HOSPITAL OF PHILADELPHIA		1			1
AVERA MEDICAL GROUP			1	100%	1
JUPITER MEDICAL CENTER INC			1	100%	1
Ash Flat Healthcare and Rehabilitation Center			1	100%	1
WALGREENS #10308		1			1
PALM BREEZE DIALYSIS			1	100%	1
TOMAH HEALTH			1	100%	1
WESTCOAST FAMILY PRACTICE		1			1
2504-HOMEWOOD		1			1
Aspire Physical Recovery Center at Cahaba River		1			1
Robinson Terrace Rehabilitation and Nursing Center		1			1
Salem Hills Rehabilitation and Nursing Center		1			1
PIEDMONT NEWTON HOSPITAL		1			1
BRIDGES AT LIFE CARE CENTER OF OCALA, THE			1	100%	1

COVID-19: testing by laboratory

Data through Apr 7, 2021 verified as of Apr 8, 2021 at 09:25 AM

Data in this report are provisional and subject to change.

The numbers in the table below represent the number of Florida and non-Florida residents for whom test results were received by the Department of Health. A person can be tested by more than one laboratory and can have both positive and negative results. **Therefore, the sum of the numbers in each column will be larger than the total number of people tested.**

Reporting lab	Inconclusive	Negative	Positive	Percent positive	Total
OMNI HEALTHCARE URGENT CARE			1	100%	1
OHIO VALLEY MANOR NURSING &		1			1
NEW HORIZON PRIMARY CARE LLC			1	100%	1
MERCY – NORTH IOWA			1	100%	1
ABSOLUTE QUICK CARE			1	100%	1
HEALTHPLUS			1	100%	1
Medicalodges Neosho			1	100%	1
ELKTON TRANSITIONAL CARE CENTER		1			1
BEVERLY ADVANCED PRACTICE NURSING		1			1
MT CARMEL NURSING HOME		1			1
OCEAN MEDICAL CENTER		1			1
SACRED HEART MEDICAL CENTER			1	100%	1
Total	100,004	18,518,752	2,717,196	13%	21,335,952