

COVID-19: summary of cases and monitoring

Data through Apr 4, 2021 verified as of Apr 5, 2021 at 09:25 AM

Data in this report are provisional and subject to change.

Cases: people with positive PCR or antigen test result		Cases: people with positive PCR or antigen test result	
Total cases		Risk factors for Florida residents	
Florida residents	2,046,280	Traveled	16,372
Non-Florida residents	39,026	Contact with a known case	806,072
Type of testing		Traveled and contact with a known case	22,358
Florida residents	2,046,280	Neither	1,201,478
Positive by BPHL/CDC	74,668	No travel and no contact	242,814
Positive by commercial/hospital lab	1,971,612	Travel is unknown	687,546
PCR positive	1,647,811	Contact is unknown	452,577
Antigen positive	398,469	Contact is pending	439,348
Non-Florida residents	39,026	Travel can be unknown and contact can be unknown or pending for the same case, these numbers will sum to more than the "neither" total.	
Positive by BPHL/CDC	920		
Positive by commercial/hospital lab	38,106		
PCR positive	26,670		
Antigen positive	12,356		
Characteristics			
Florida residents hospitalized	85,800		
Florida resident deaths	33,710		
Non-Florida resident deaths	654		
Hospitalized counts include anyone who was hospitalized at some point during their illness. It does not reflect the number of people currently hospitalized.			
More information on deaths identified through death certificate data is available on the National Center for Health Statistics website at www.cdc.gov/nchs/nvss/vsrr/COVID19/index.htm .			

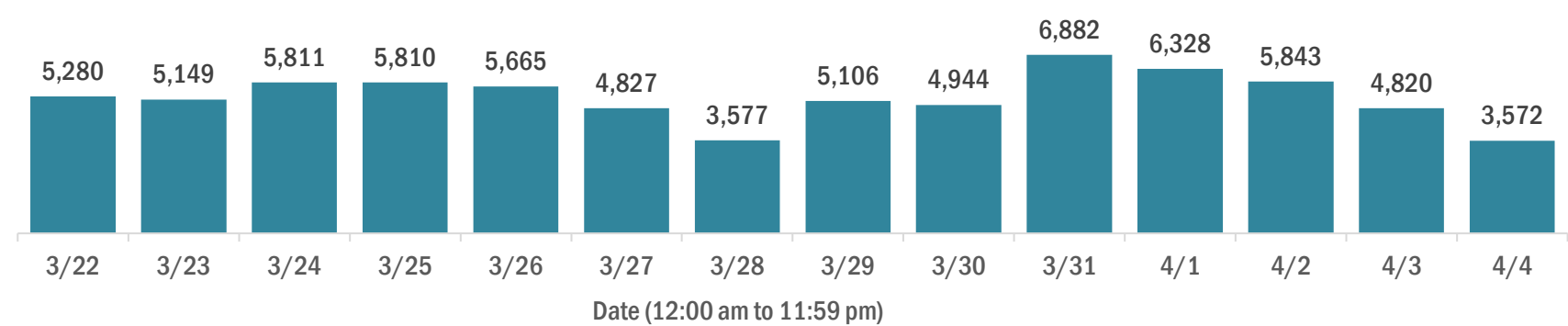
COVID-19: summary of laboratory testing

Data through Apr 4, 2021 verified as of Apr 5, 2021 at 09:25 AM

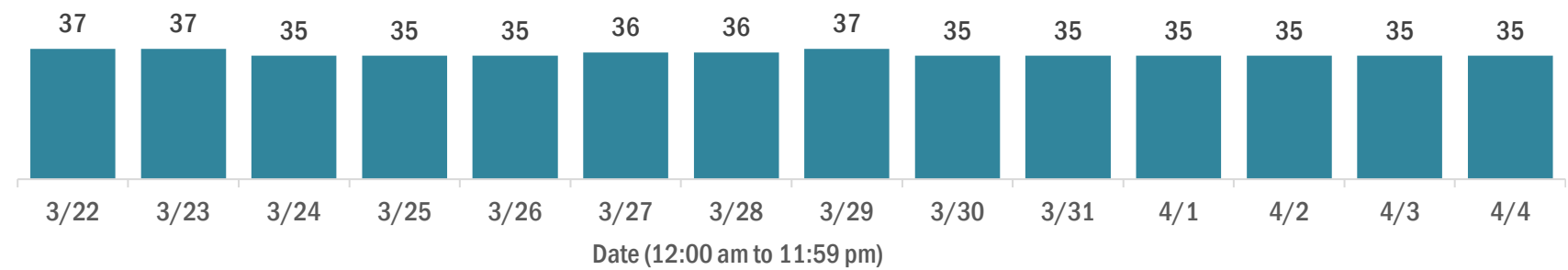
Data in this report are provisional and subject to change.

Cases in Florida residents per day for the past 2 weeks

Number of cases per day



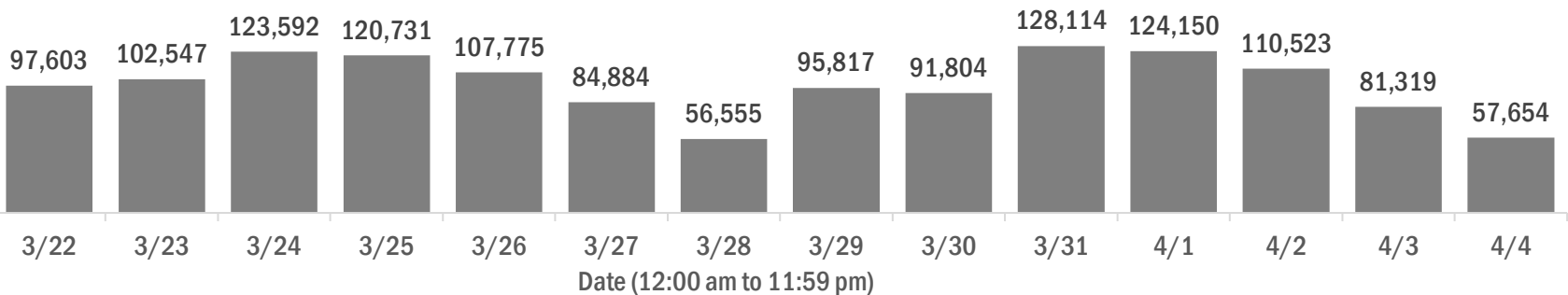
Median age of cases by day



Laboratory testing for Florida residents over the past 2 weeks

Number of Florida residents tested per day

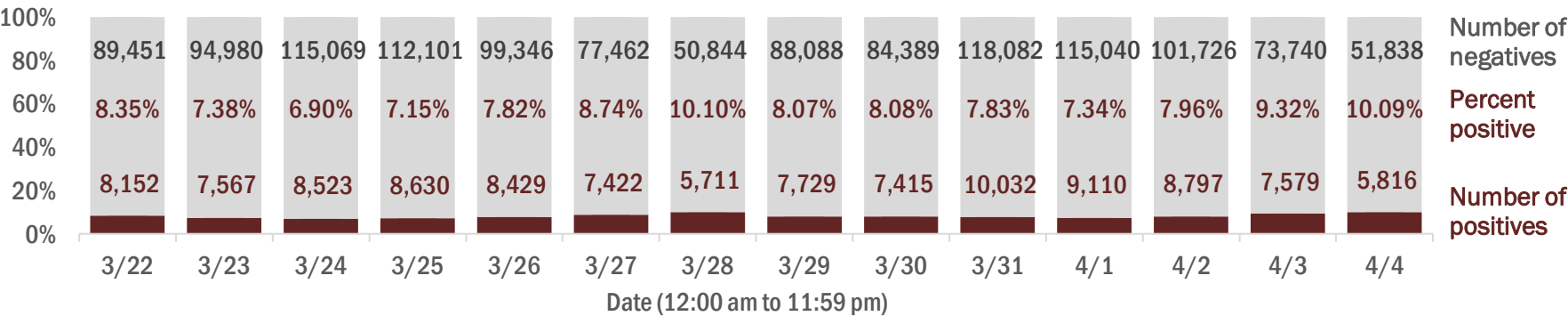
These counts include the number of people for whom the Department received PCR or antigen laboratory results by day. People tested on multiple days will be included for each day a new result was received. A person is only counted once for each day they are tested, regardless of whether multiple specimens are tested or multiple results are received.



Number and percent of Florida residents with positive test results

The percent of positive results ranged from 6.90% to 10.10% over the past 2 weeks and was 10.09% yesterday.

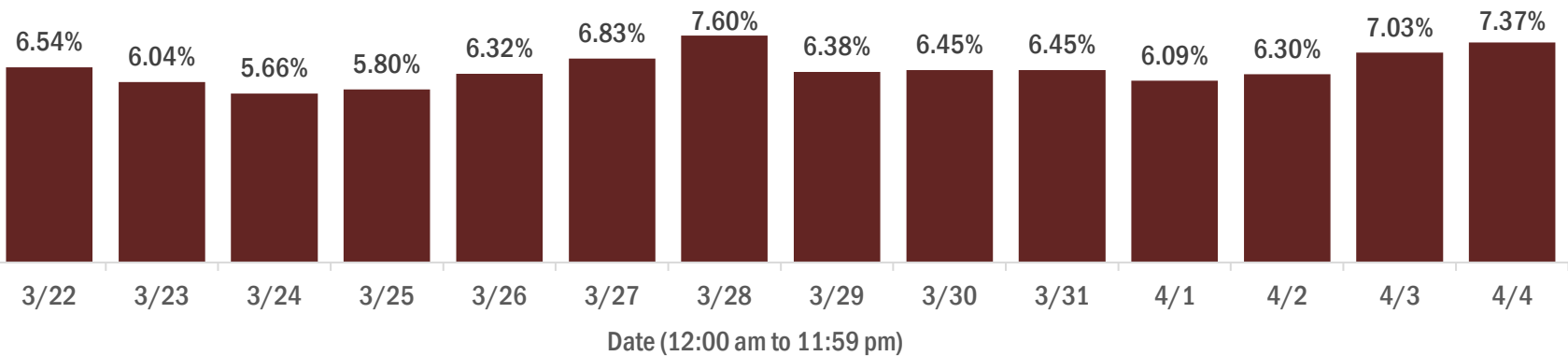
These counts include the number of people for whom the Department received PCR or antigen laboratory results by day. People tested on multiple days will be included for each day a new result was received. A person is only counted once for each day they are tested, regardless of whether multiple specimens are tested or multiple results are received. If a person has a positive specimen and a negative specimen in the same day, only the positive result is counted.



Percent positivity for new cases in Florida residents

The percent of positive results ranged from 5.66% to 7.60% over the past 2 weeks and was 7.37% yesterday.

This percent is the number of people who test PCR- or antigen-positive for the first time divided by all the people tested that day, excluding people who have previously tested positive.



COVID-19: characteristics of 2,046,280 Florida resident cases

Data through Apr 4, 2021 verified as of Apr 5, 2021 at 09:25 AM

Data in this report are provisional and subject to change.

Age group	Cases		Hospitalizations		Deaths	
0-4 years	41,813	<div><div></div></div> 2%	570	<div><div></div></div> 1%	1	<div><div></div></div> 0%
5-14 years	130,346	<div><div></div></div> 6%	556	<div><div></div></div> 1%	5	<div><div></div></div> 0%
15-24 years	316,850	<div><div></div></div> 15%	2,145	<div><div></div></div> 3%	44	<div><div></div></div> 0%
25-34 years	356,873	<div><div></div></div> 17%	4,186	<div><div></div></div> 5%	183	<div><div></div></div> 1%
35-44 years	317,717	<div><div></div></div> 16%	6,267	<div><div></div></div> 7%	518	<div><div></div></div> 2%
45-54 years	311,550	<div><div></div></div> 15%	9,683	<div><div></div></div> 11%	1,302	<div><div></div></div> 4%
55-64 years	269,341	<div><div></div></div> 13%	14,637	<div><div></div></div> 17%	3,648	<div><div></div></div> 11%
65-74 years	166,002	<div><div></div></div> 8%	17,927	<div><div></div></div> 21%	7,151	<div><div></div></div> 21%
75-84 years	91,592	<div><div></div></div> 4%	17,864	<div><div></div></div> 21%	10,247	<div><div></div></div> 30%
85+ years	42,913	<div><div></div></div> 2%	11,956	<div><div></div></div> 14%	10,611	<div><div></div></div> 31%
Unknown	1,283	<div><div></div></div> 0%	9	<div><div></div></div> 0%	0	<div><div></div></div> 0%
Total	2,046,280		85,800		33,710	

Gender	Cases	
Female	1,069,567	<div><div></div></div> 52%
Male	960,863	<div><div></div></div> 47%
Unknown	15,850	<div><div></div></div> 1%
Total	2,046,280	

Ethnicity	Cases		Hospitalizations		Deaths	
Hispanic	657,677	<div><div></div></div> 32%	21,823	<div><div></div></div> 25%	7,863	<div><div></div></div> 23%
Non-Hispanic	992,683	<div><div></div></div> 49%	59,924	<div><div></div></div> 70%	23,647	<div><div></div></div> 70%
Unknown	395,920	<div><div></div></div> 19%	4,053	<div><div></div></div> 5%	2,200	<div><div></div></div> 7%
Total	2,046,280		85,800		33,710	

Race and ethnicity	Cases		Hospitalizations		Deaths	
White	1,159,432	<div><div></div></div> 57%	56,245	<div><div></div></div> 66%	24,736	<div><div></div></div> 73%
Hispanic	439,211	<div><div></div></div> 21%	15,623	<div><div></div></div> 18%	6,304	<div><div></div></div> 19%
Non-Hispanic	634,454	<div><div></div></div> 31%	38,937	<div><div></div></div> 45%	17,323	<div><div></div></div> 51%
Unknown	85,767	<div><div></div></div> 4%	1,685	<div><div></div></div> 2%	1,109	<div><div></div></div> 3%
Black	269,488	<div><div></div></div> 13%	17,804	<div><div></div></div> 21%	5,381	<div><div></div></div> 16%
Hispanic	15,918	<div><div></div></div> 1%	758	<div><div></div></div> 1%	225	<div><div></div></div> 1%
Non-Hispanic	231,969	<div><div></div></div> 11%	16,685	<div><div></div></div> 19%	4,976	<div><div></div></div> 15%
Unknown	21,601	<div><div></div></div> 1%	361	<div><div></div></div> 0%	180	<div><div></div></div> 1%
Other race	312,373	<div><div></div></div> 15%	9,423	<div><div></div></div> 11%	2,629	<div><div></div></div> 8%
Hispanic	156,985	<div><div></div></div> 8%	4,961	<div><div></div></div> 6%	1,163	<div><div></div></div> 3%
Non-Hispanic	106,992	<div><div></div></div> 5%	4,032	<div><div></div></div> 5%	1,240	<div><div></div></div> 4%
Unknown	48,396	<div><div></div></div> 2%	430	<div><div></div></div> 1%	226	<div><div></div></div> 1%
Unknown race	304,987	<div><div></div></div> 15%	2,328	<div><div></div></div> 3%	964	<div><div></div></div> 3%
Hispanic	45,563	<div><div></div></div> 2%	481	<div><div></div></div> 1%	171	<div><div></div></div> 1%
Non-Hispanic	19,268	<div><div></div></div> 1%	270	<div><div></div></div> 0%	108	<div><div></div></div> 0%
Unknown	240,156	<div><div></div></div> 12%	1,577	<div><div></div></div> 2%	685	<div><div></div></div> 2%
Total	2,046,280		85,800		33,710	

Hospitalization counts include anyone who was hospitalized at some point during their illness. It does not reflect the number of people currently hospitalized. **Other race** includes any person with a race of American Indian/Alaskan native, Asian, native Hawaiian/Pacific Islander, or other.

COVID-19: deaths in Florida residents and staff of long-term care facilities

Data through Apr 4, 2021 verified as of Apr 5, 2021 at 09:25 AM

Data in this report are provisional and subject to change.

For current cases in residents or staff of long-term care facilities, please visit: <https://floridahealthcovid19.gov/>

CountyDeaths				CountyDeaths				CountyDeaths			
Palm Beach	1059	<div></div>	10%	Okaloosa	162	<div></div>	1%	Madison	20	<div></div>	0%
Dade	1004	<div></div>	9%	Hernando	158	<div></div>	1%	Calhoun	17	<div></div>	0%
Pinellas	891	<div></div>	8%	Osceola	142	<div></div>	1%	Flagler	17	<div></div>	0%
Broward	665	<div></div>	6%	Charlotte	134	<div></div>	1%	Gulf	17	<div></div>	0%
Hillsborough	568	<div></div>	5%	Clay	119	<div></div>	1%	Wakulla	16	<div></div>	0%
Duval	433	<div></div>	4%	Indian River	118	<div></div>	1%	Bradford	14	<div></div>	0%
Polk	430	<div></div>	4%	Leon	99	<div></div>	1%	Washington	13	<div></div>	0%
Brevard	397	<div></div>	4%	Bay	89	<div></div>	1%	Baker	12	<div></div>	0%
Orange	394	<div></div>	4%	Jackson	88	<div></div>	1%	Jefferson	11	<div></div>	0%
Sarasota	394	<div></div>	4%	St. Johns	86	<div></div>	1%	Holmes	10	<div></div>	0%
Lee	341	<div></div>	3%	Highlands	85	<div></div>	1%	Franklin	9	<div></div>	0%
Marion	324	<div></div>	3%	Santa Rosa	81	<div></div>	1%	Gadsden	9	<div></div>	0%
Volusia	290	<div></div>	3%	Alachua	77	<div></div>	1%	Lafayette	8	<div></div>	0%
Escambia	280	<div></div>	3%	Suwannee	59	<div></div>	1%	Levy	7	<div></div>	0%
St. Lucie	242	<div></div>	2%	Columbia	51	<div></div>	0%	Desoto	6	<div></div>	0%
Seminole	232	<div></div>	2%	Sumter	45	<div></div>	0%	Monroe	5	<div></div>	0%
Lake	228	<div></div>	2%	Putnam	39	<div></div>	0%	Dixie	4	<div></div>	0%
Pasco	222	<div></div>	2%	Nassau	34	<div></div>	0%	Taylor	3	<div></div>	0%
Collier	192	<div></div>	2%	Hendry	29	<div></div>	0%	Hardee	2	<div></div>	0%
Manatee	192	<div></div>	2%	Walton	29	<div></div>	0%	Hamilton	1	<div></div>	0%
Citrus	179	<div></div>	2%	Okeechobee	24	<div></div>	0%	Liberty	1	<div></div>	0%
Martin	170	<div></div>	2%	Gilchrist	20	<div></div>	0%	Total	11,097		

Note: cases are summarized by the county of usual residence. Residents and staff may be cases associated with facilities that are not in their county of usual residence, resulting in cases being included below for counties that do not have facilities with known cases.

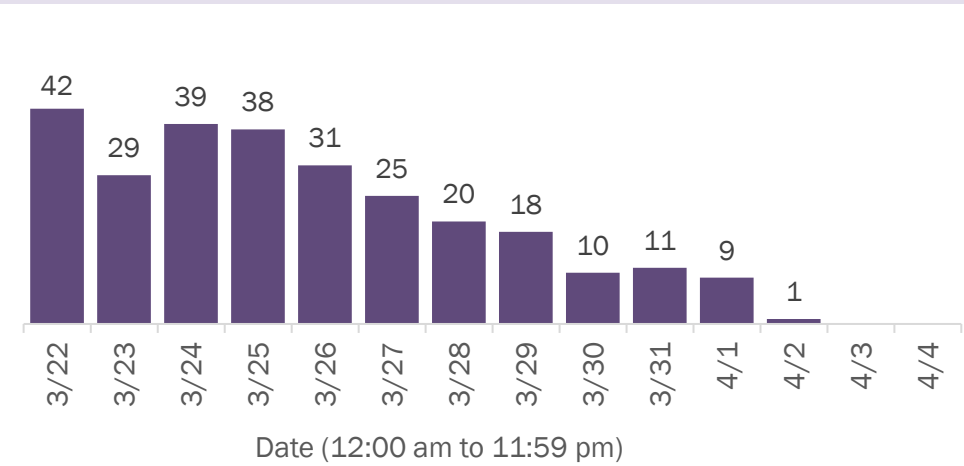
COVID-19: cases in Florida residents who have died

Data through Apr 4, 2021 verified as of Apr 5, 2021 at 09:25 AM

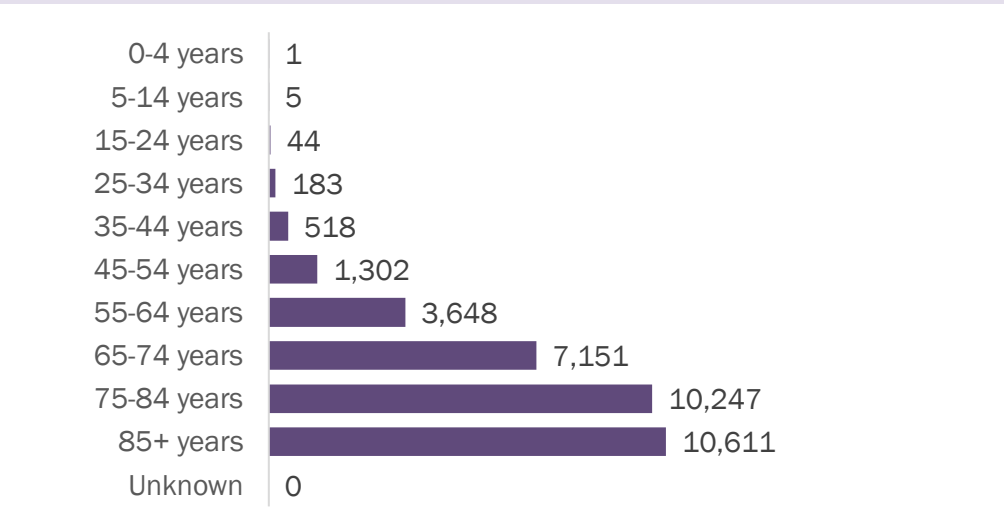
Data in this report are provisional and subject to change.

Demographics for all identified COVID-19 deaths: 33,710

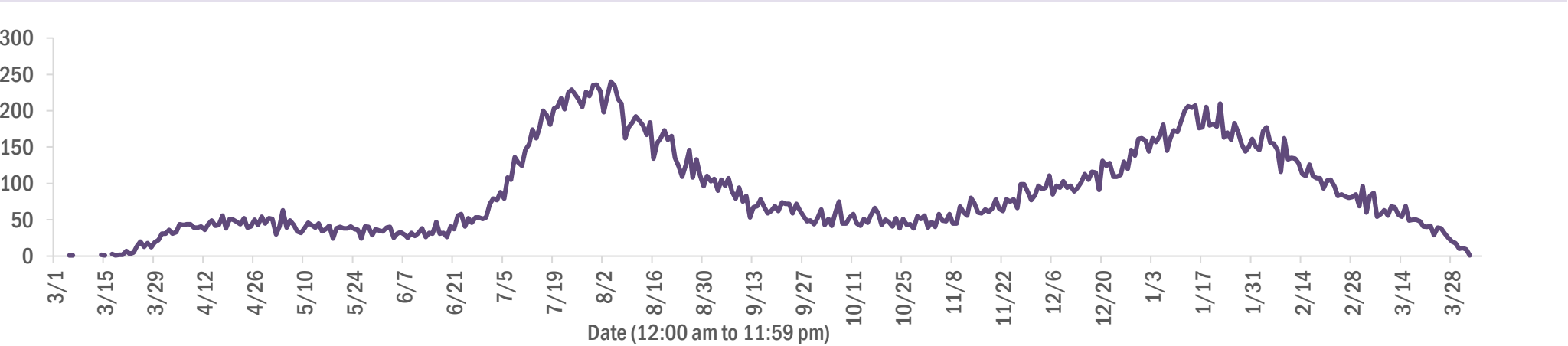
Deaths by date of death for the past 2 weeks



Deaths by age group



Deaths by date of death since March 2020



Age group	Deaths	Cases	Case fatality rate	Mortality rate per 100,000 population
0-4 years	1	41,813	0.0%	0.1
5-14 years	5	130,346	0.0%	0.2
15-24 years	44	316,850	0.0%	1.8
25-34 years	183	356,873	0.1%	6.5
35-44 years	518	317,717	0.2%	19.9
45-54 years	1,302	311,550	0.4%	46.7
55-64 years	3,648	269,341	1.4%	126.1
65-74 years	7,151	166,002	4.3%	294.7
75-84 years	10,247	91,592	11.2%	729.7
85+ years	10,611	42,913	24.7%	1837.3
Unknown	0	1,283	0.0%	
Total	33,710	2,046,280	1.6%	156.1

Gender	Deaths	Cases	Case fatality rate	Mortality rate per 100,000 population
Female	14,799	1,069,567	1.4%	134.0
Male	18,909	960,863	2.0%	179.1
Unknown	2	15,850	0.0%	
Total	33,710	2,046,280	1.6%	156.1

Race	Deaths	Cases	Case fatality rate	Mortality rate per 100,000 population
White	24,736	1,159,432	2.1%	148.1
Black	5,381	269,488	2.0%	147.1
Other	2,629	312,373	0.8%	211.3
Unknown	964	304,987	0.3%	
Total	33,710	2,046,280	1.6%	156.1

Ethnicity	Deaths	Cases	Case fatality rate	Mortality rate per 100,000 population
Hispanic	7,863	657,677	1.2%	138.5
Non-Hispanic	23,647	992,683	2.4%	148.5
Unknown	2,200	395,920	0.6%	
Total	33,710	2,046,280	1.6%	156.1

COVID-19: characteristics of 2,046,280 cases

Data through Apr 4, 2021 verified as of Apr 5, 2021 at 09:25 AM

Data in this report are provisional and subject to change.

Tables below include cases in Florida residents and non-Florida residents.

All 67 Florida counties have cases:

County	FL resident cases		Non-FL resident cases	Total cases	FL resident deaths	FL death rate
Dade	446,139	<div></div> 22%	5,690	451,829	5,917	1.3%
Broward	215,604	<div></div> 11%	2,580	218,184	2,701	1.3%
Palm Beach	131,181	<div></div> 6%	2,390	133,571	2,672	2.0%
Orange	123,787	<div></div> 6%	1,874	125,661	1,198	1.0%
Hillsborough	122,724	<div></div> 6%	1,046	123,770	1,621	1.3%
Duval	91,673	<div></div> 4%	1,527	93,200	1,314	1.4%
Pinellas	71,627	<div></div> 4%	1,802	73,429	1,560	2.2%
Lee	61,407	<div></div> 3%	2,165	63,572	923	1.5%
Polk	61,547	<div></div> 3%	448	61,995	1,267	2.1%
Osceola	39,523	<div></div> 2%	691	40,214	487	1.2%
Volusia	38,363	<div></div> 2%	682	39,045	727	1.9%
Brevard	37,055	<div></div> 2%	661	37,716	814	2.2%
Pasco	36,690	<div></div> 2%	323	37,013	697	1.9%
Manatee	34,470	<div></div> 2%	810	35,280	636	1.8%
Escambia	31,366	<div></div> 2%	3,624	34,990	669	2.1%
Collier	31,731	<div></div> 2%	1,236	32,967	505	1.6%
Seminole	30,336	<div></div> 1%	234	30,570	470	1.5%
Leon	29,554	<div></div> 1%	886	30,440	310	1.0%
Sarasota	28,384	<div></div> 1%	1,462	29,846	791	2.8%
Marion	29,150	<div></div> 1%	144	29,294	925	3.2%
Lake	26,573	<div></div> 1%	455	27,028	611	2.3%
St. Lucie	24,112	<div></div> 1%	176	24,288	594	2.5%
Alachua	23,335	<div></div> 1%	276	23,611	259	1.1%
St. Johns	21,067	<div></div> 1%	295	21,362	203	1.0%
Okaloosa	19,606	<div></div> 1%	210	19,816	353	1.8%
Bay	18,712	<div></div> 1%	760	19,472	375	2.0%
Santa Rosa	17,594	<div></div> 1%	230	17,824	278	1.6%
Clay	17,433	<div></div> 1%	47	17,480	329	1.9%
Hernando	12,515	<div></div> 1%	95	12,610	443	3.5%
Indian River	11,730	<div></div> 1%	104	11,834	284	2.4%
Charlotte	11,595	<div></div> 1%	201	11,796	393	3.4%
Martin	11,297	<div></div> 1%	213	11,510	309	2.7%
Citrus	10,322	<div></div> 1%	91	10,413	433	4.2%
Sumter	8,777	<div></div> 0%	103	8,880	260	3.0%
Nassau	7,572	<div></div> 0%	433	8,005	120	1.6%

County	FL resident cases		Non-FL resident cases	Total cases	FL resident deaths	FL death rate
Columbia	7,852	<div></div> 0%	37	7,889	163	2.1%
Highlands	7,678	<div></div> 0%	88	7,766	323	4.2%
Walton	6,591	<div></div> 0%	784	7,375	83	1.3%
Flagler	6,684	<div></div> 0%	92	6,776	100	1.5%
Monroe	6,160	<div></div> 0%	371	6,531	49	0.8%
Jackson	6,009	<div></div> 0%	65	6,074	155	2.6%
Putnam	6,051	<div></div> 0%	20	6,071	135	2.2%
Gadsden	5,529	<div></div> 0%	16	5,545	90	1.6%
Suwannee	5,200	<div></div> 0%	28	5,228	135	2.6%
Hendry	4,464	<div></div> 0%	18	4,482	77	1.7%
Desoto	4,081	<div></div> 0%	25	4,106	86	2.1%
Okeechobee	3,727	<div></div> 0%	51	3,778	86	2.3%
Unknown	368	<div></div> 0%	3,209	3,577	0	0.0%
Baker	3,366	<div></div> 0%	15	3,381	61	1.8%
Wakulla	3,250	<div></div> 0%	12	3,262	55	1.7%
Levy	3,140	<div></div> 0%	8	3,148	44	1.4%
Bradford	2,913	<div></div> 0%	13	2,926	55	1.9%
Hardee	2,910	<div></div> 0%	14	2,924	39	1.3%
Taylor	2,690	<div></div> 0%	5	2,695	45	1.7%
Washington	2,658	<div></div> 0%	20	2,678	50	1.9%
Holmes	2,184	<div></div> 0%	32	2,216	47	2.2%
Madison	2,009	<div></div> 0%	26	2,035	44	2.2%
Gulf	1,896	<div></div> 0%	23	1,919	42	2.2%
Union	1,776	<div></div> 0%	1	1,777	71	4.0%
Calhoun	1,660	<div></div> 0%	3	1,663	42	2.5%
Lafayette	1,607	<div></div> 0%	0	1,607	25	1.6%
Hamilton	1,574	<div></div> 0%	19	1,593	23	1.5%
Dixie	1,553	<div></div> 0%	3	1,556	22	1.4%
Gilchrist	1,496	<div></div> 0%	4	1,500	38	2.5%
Jefferson	1,411	<div></div> 0%	22	1,433	25	1.8%
Franklin	1,263	<div></div> 0%	33	1,296	17	1.3%
Liberty	1,055	<div></div> 0%	1	1,056	16	1.5%
Glades	924	<div></div> 0%	4	928	19	2.1%
Total	2,046,280		39,026	2,085,306	33,710	1.6%

COVID-19: characteristics of 2,046,280 Florida resident cases

Data through Apr 4, 2021 verified as of Apr 5, 2021 at 09:25 AM

Data in this report are provisional and subject to change.

The table below includes the cities and counties of residence for cases in Florida residents based on the patient's ZIP Code. Note that city is not always received as part of the initial notification and may be missing while the case is being investigated.

City and county	Cases
Miami, Dade	258,547
Orlando, Orange	91,437
Jacksonville, Duval	86,137
Tampa, Hillsborough	71,475
Hialeah, Dade	62,723
Fort Lauderdale, Broward	45,900
Hollywood, Broward	41,014
West Palm Beach, Palm Beach	31,908
Kissimmee, Osceola	30,434
Tallahassee, Leon	28,534
Homestead, Dade	27,311
Naples, Collier	26,812
Saint Petersburg, Pinellas	26,295
Pensacola, Escambia	26,098
Fort Myers, Lee	23,838
Bradenton, Manatee	22,502
Boca Raton, Palm Beach	22,470
Ocala, Marion	21,446
Lakeland, Polk	21,418
Pompano Beach, Broward	20,532
Gainesville, Alachua	18,584
Sarasota, Sarasota	17,582
Port Saint Lucie, St. Lucie	16,032
Lake Worth, Palm Beach	15,856
Cape Coral, Lee	15,586
Miami Beach, Dade	14,499
Miramar, Broward	13,998
Clearwater, Pinellas	13,993
Boynton Beach, Palm Beach	12,752
Coral Springs, Broward	12,608
Doral, Dade	12,471
Panama City, Bay	11,899
Miami Gardens, Dade	11,880
Saint Augustine, St. Johns	11,291
Melbourne, Brevard	10,606
Winter Haven, Polk	10,320
Lehigh Acres, Lee	9,921
Delray Beach, Palm Beach	9,855
Davie, Broward	9,602
Riverview, Hillsborough	9,406
Vero Beach, Indian River	9,031
Palm Bay, Brevard	8,598
Sunrise, Broward	8,507
Milton, Santa Rosa	8,497
New Port Richey, Pasco	8,487
Fort Pierce, St. Lucie	7,920
Coral Gables, Dade	7,884
Saint Cloud, Osceola	7,876
Largo, Pinellas	7,799
Daytona Beach, Volusia	7,716
Apopka, Orange	7,661
Plantation, Broward	7,521
Spring Hill, Hernando	7,455
North Miami Beach, Dade	7,307
Lake City, Columbia	7,141
Clermont, Lake	7,119
Davenport, Polk	7,110
Orange Park, Clay	7,094
Brandon, Hillsborough	7,077

COVID-19: characteristics of 2,046,280 Florida resident cases

Data through Apr 4, 2021 verified as of Apr 5, 2021 at 09:25 AM

Data in this report are provisional and subject to change.

The table below includes the cities and counties of residence for cases in Florida residents based on the patient's ZIP Code. Note that city is not always received as part of the initial notification and may be missing while the case is being investigated.

City and county	Cases
Weston, Broward	6,793
Sanford, Seminole	6,789
Jupiter, Palm Beach	6,738
Deltona, Volusia	6,665
Plant City, Hillsborough	6,579
Deerfield Beach, Broward	6,292
Winter Garden, Orange	6,114
Tamarac, Broward	5,778
Port Charlotte, Charlotte	5,664
Palm Coast, Flagler	5,618
Fort Walton Beach, Okaloosa	5,425
Wesley Chapel, Pasco	5,392
Coconut Creek, Broward	5,375
Stuart, Martin	5,329
Margate, Broward	5,269
Palm Beach Gardens, Palm Beach	5,235
Crestview, Okaloosa	5,232
Land O Lakes, Pasco	5,143
Deland, Volusia	5,108
Winter Park, Orange	5,060
Palm Harbor, Pinellas	5,017
Wellington, Palm Beach	4,965
Oviedo, Seminole	4,949
Palmetto, Manatee	4,924
Altamonte Springs, Seminole	4,605
Lutz, Hillsborough	4,584
Miami Lakes, Dade	4,535
Port Orange, Volusia	4,515
Opa Locka, Dade	4,514
Brooksville, Hernando	4,355
Haines City, Polk	4,346
Valrico, Hillsborough	4,332
Middleburg, Clay	4,306
North Port, Sarasota	4,255
Venice, Sarasota	4,252
Hallandale, Broward	4,241
Punta Gorda, Charlotte	4,200
Pembroke Pines, Broward	4,191
The Villages, Sumter	4,158
Sebring, Highlands	4,118
Ocoee, Orange	4,118
Leesburg, Lake	4,103
Live Oak, Suwannee	4,034
Arcadia, Desoto	3,974
Saint Johns, St. Johns	3,972
Ormond Beach, Volusia	3,915
Seminole, Pinellas	3,915
Zephyrhills, Pasco	3,903
Bonita Springs, Lee	3,891
Okeechobee, Okeechobee	3,714
Pinellas Park, Pinellas	3,681
Navarre, Santa Rosa	3,676
Windermere, Orange	3,596
North Lauderdale, Broward	3,566
Longwood, Seminole	3,561
North Miami, Dade	3,536
Immokalee, Collier	3,495
Ruskin, Hillsborough	3,478
Cocoa, Brevard	3,447

COVID-19: characteristics of 2,046,280 Florida resident cases

Data through Apr 4, 2021 verified as of Apr 5, 2021 at 09:25 AM

Data in this report are provisional and subject to change.

The table below includes the cities and counties of residence for cases in Florida residents based on the patient's ZIP Code. Note that city is not always received as part of the initial notification and may be missing while the case is being investigated.

City and county	Cases
Gulf Breeze, Santa Rosa	3,311
Niceville, Okaloosa	3,271
Cantonment, Escambia	3,151
Casselberry, Seminole	3,135
Lake Worth Beach, Palm Beach	3,108
Key West, Monroe	3,068
Panama City Beach, Bay	3,043
Jacksonville Beach, Duval	3,041
Titusville, Brevard	3,025
Port Richey, Pasco	3,015
Hudson, Pasco	2,966
Quincy, Gadsden	2,953
Dade City, Pasco	2,940
Crawfordville, Wakulla	2,915
North Fort Myers, Lee	2,884
Oakland Park, Broward	2,876
Winter Springs, Seminole	2,875
Bartow, Polk	2,860
Aventura, Dade	2,802
Lake Mary, Seminole	2,802
Palatka, Putnam	2,800
Cutler Ridge, Dade	2,757
New Smyrna Beach, Volusia	2,744
Fernandina Beach, Nassau	2,742
Kissimmee, Polk	2,731
Green Cove Springs, Clay	2,719
Auburndale, Polk	2,710
Merritt Island, Brevard	2,690
Lake Wales, Polk	2,643
Ponte Vedra Beach, St. Johns	2,640
Tarpon Springs, Pinellas	2,594
Perry, Taylor	2,523
Parkland, Broward	2,494
Inverness, Citrus	2,472
Lynn Haven, Bay	2,470
Belle Glade, Palm Beach	2,454
Marianna, Jackson	2,403
Eustis, Lake	2,376
Wimauma, Hillsborough	2,374
Loxahatchee, Palm Beach	2,360
Cooper City, Broward	2,342
Royal Palm Beach, Palm Beach	2,328
Clewiston, Hendry	2,325
Dunedin, Pinellas	2,324
Estero, Lee	2,307
Fleming Island, Clay	2,306
Santa Rosa Beach, Walton	2,298
Holiday, Pasco	2,261
Sarasota, Manatee	2,167
Key Biscayne, Dade	2,143
Rockledge, Brevard	2,128
Parrish, Manatee	2,127
Defuniak Springs, Walton	2,092
Odessa, Hillsborough	2,082
Chipley, Washington	2,068
Palm City, Martin	2,032
Riviera Beach, Palm Beach	2,026
Mount Dora, Lake	2,020
Destin, Okaloosa	2,006

COVID-19: characteristics of 2,046,280 Florida resident cases

Data through Apr 4, 2021 verified as of Apr 5, 2021 at 09:25 AM

Data in this report are provisional and subject to change.

The table below includes the cities and counties of residence for cases in Florida residents based on the patient's ZIP Code. Note that city is not always received as part of the initial notification and may be missing while the case is being investigated.

City and county	Cases
Labelle, Hendry	1,996
Starke, Bradford	1,972
Avon Park, Highlands	1,969
Mulberry, Polk	1,958
Seffner, Hillsborough	1,952
Tavares, Lake	1,907
Summerfield, Marion	1,831
Groveland, Lake	1,827
Lithia, Hillsborough	1,817
Yulee, Nassau	1,806
Pinecrest, Dade	1,804
Maitland, Orange	1,784
Orange City, Volusia	1,749
Wauchula, Hardee	1,704
Sebastian, Indian River	1,662
Macclenny, Baker	1,649
Palmetto Bay, Dade	1,638
Lady Lake, Lake	1,613
Callahan, Nassau	1,610
Ponte Vedra, St. Johns	1,585
Dania, Broward	1,582
Homosassa, Citrus	1,582
Mayo, Lafayette	1,578
Missing, Dade	1,577
Carol City, Dade	1,575
Bonifay, Holmes	1,559
Coconut Grove, Dade	1,557
Crystal River, Citrus	1,552
Crossings, Dade	1,484
Lake Placid, Highlands	1,459
Oldsmar, Pinellas	1,457
Gibsonton, Hillsborough	1,456
Edgewater, Volusia	1,450
Hobe Sound, Martin	1,445
Pace, Santa Rosa	1,432
Florida City, Dade	1,423
Apollo Beach, Hillsborough	1,415
Dover, Hillsborough	1,410
Sun City Center, Hillsborough	1,401
Lake Butler, Union	1,377
Debary, Volusia	1,371
Atlantic Beach, Duval	1,362
Dunnellon, Marion	1,343
Palm Springs, Palm Beach	1,342
Madison, Madison	1,333
Biscayne Park, Dade	1,308
Monticello, Jefferson	1,291
Bellevue, Marion	1,281
Alachua, Alachua	1,276
North Palm Beach, Palm Beach	1,256
Indiantown, Martin	1,246
Lantana, Palm Beach	1,237
Graceville, Jackson	1,232
South Miami, Dade	1,192
Safety Harbor, Pinellas	1,174
Century, Escambia	1,173
Newberry, Alachua	1,144
Williston, Levy	1,142
Lecanto, Citrus	1,141

COVID-19: characteristics of 2,046,280 Florida resident cases

Data through Apr 4, 2021 verified as of Apr 5, 2021 at 09:25 AM

Data in this report are provisional and subject to change.

The table below includes the cities and counties of residence for cases in Florida residents based on the patient's ZIP Code. Note that city is not always received as part of the initial notification and may be missing while the case is being investigated.

City and county	Cases
Ellenton, Manatee	1,121
Jensen Beach, Martin	1,121
El Portal, Dade	1,097
Lauderhill, Broward	1,092
Beverly Hills, Citrus	1,091
Satellite Beach, Brevard	1,089
Havana, Gadsden	1,088
Hilliard, Nassau	1,064
Freeport, Walton	1,060
Blountstown, Calhoun	1,042
Wilton Manors, Broward	1,030
Wildwood, Sumter	1,026
Jasper, Hamilton	1,026
Englewood, Charlotte	1,023
Trenton, Gilchrist	1,020
Nokomis, Sarasota	995
Key Largo, Monroe	985
Wewahitchka, Gulf	972
Frostproof, Polk	964
Hernando, Citrus	961
Bushnell, Sumter	957
Keystone Heights, Clay	955
Sanderson, Baker	949
Mary Esther, Okaloosa	931
Fellsmere, Indian River	929
Lauderdale Lakes, Broward	927
Polk City, Polk	923
Medley, Dade	921
Dunnellon, Citrus	915
Everglades National Park, Dade	906
Fisher Island, Dade	904
Port Saint Joe, Gulf	893
Shalimar, Okaloosa	889
Moore Haven, Glades	864
Coleman, Sumter	844
Marco Island, Collier	842
Cocoa Beach, Brevard	827
Cross City, Dixie	817
Bristol, Liberty	816
Pahokee, Palm Beach	816
South Bay, Palm Beach	812
Chiefland, Levy	807
Minneola, Lake	804
Trinity, Pasco	790
Fort Meade, Polk	787
High Springs, Alachua	786
Sorrento, Lake	785
Spring Hill, Pasco	770
Glen Saint Mary, Baker	763
Englewood, Sarasota	762
Fruitland Park, Lake	760
Indialantic, Brevard	759
Thonotosassa, Hillsborough	757
Marathon, Monroe	733
Southwest Ranches, Broward	728
Chattahoochee, Gadsden	727
Crescent City, Putnam	719
Miramar Beach, Walton	713
Interlachen, Putnam	704

COVID-19: characteristics of 2,046,280 Florida resident cases

Data through Apr 4, 2021 verified as of Apr 5, 2021 at 09:25 AM

Data in this report are provisional and subject to change.

The table below includes the cities and counties of residence for cases in Florida residents based on the patient's ZIP Code. Note that city is not always received as part of the initial notification and may be missing while the case is being investigated.

City and county	Cases
Olympia Heights, Dade	704
Uleta, Dade	701
Umatilla, Lake	700
Fort Myers Beach, Lee	698
Coral, Dade	679
Old Town, Dixie	677
Bowling Green, Hardee	676
Lake Alfred, Polk	676
West Melbourne, Brevard	672
Lawtey, Bradford	667
Jacksonville, St. Johns	664
Fort White, Columbia	649
Neptune Beach, Duval	644
Silver Springs, Marion	634
Weeki Wachee, Hernando	633
South Daytona, Volusia	618
Baker, Okaloosa	595
Belle Isle, Orange	594
Surfside, Dade	594
Palm Beach, Palm Beach	593
Bronson, Levy	588
Clearwater Beach, Pinellas	583
Gulfport, Pinellas	577
Bunnell, Flagler	574
Sneads, Jackson	554
Jay, Santa Rosa	544
Mascotte, Lake	532
Rotunda West, Charlotte	528
Carrabelle, Franklin	525
Hawthorne, Alachua	510
Oxford, Sumter	507
Oakland, Orange	498
Sweetwater, Dade	493
Myakka City, Manatee	490
Cape Canaveral, Brevard	488
Molino, Escambia	486
Cottdondale, Jackson	486
Mims, Brevard	484
Citra, Marion	482
Tavernier, Monroe	480
Ocklawaha, Marion	477
Florida State University, Leon	476
Melbourne Beach, Brevard	474
Zolfo Springs, Hardee	474
Midway, Gadsden	471
Indian Harbour Beach, Brevard	467
Youngstown, Bay	466
Alva, Lee	462
Flagler Beach, Flagler	462
East Palatka, Putnam	461
Bal Harbour, Dade	456
Dundee, Polk	456
Celebration, Osceola	452
Altha, Calhoun	441
Bell, Gilchrist	436
Branford, Suwannee	430
Webster, Sumter	420
Apalachicola, Franklin	417
Missing, Volusia	405

COVID-19: characteristics of 2,046,280 Florida resident cases

Data through Apr 4, 2021 verified as of Apr 5, 2021 at 09:25 AM

Data in this report are provisional and subject to change.

The table below includes the cities and counties of residence for cases in Florida residents based on the patient's ZIP Code. Note that city is not always received as part of the initial notification and may be missing while the case is being investigated.

City and county	Cases
Haverhill, Palm Beach	399
De Leon Springs, Volusia	398
Archer, Alachua	395
Centerville, Leon	394
Eagle Lake, Polk	387
Osprey, Sarasota	379
Hastings, St. Johns	371
Tequesta, Palm Beach	371
West Miami, Dade	370
Floral City, Citrus	367
Raiford, Union	366
Grand Ridge, Jackson	363
Holly Hill, Volusia	361
Ave Maria, Collier	353
Lake Park, Palm Beach	352
Chuluota, Seminole	351
Pierson, Volusia	350
Grand Island, Lake	347
Missing, Orange	342
Greenville, Madison	332
Montverde, Lake	325
Vernon, Washington	324
Indian Rocks Beach, Pinellas	322
Gotha, Orange	320
Malone, Jackson	316
Satsuma, Putnam	314
Jennings, Hamilton	314
Sebastian, Brevard	310
Kenneth City, Pinellas	309
Bryceville, Nassau	305
Alafaya, Orange	305
Elkton, St. Johns	302
Reddick, Marion	302
Eastpoint, Franklin	302
Malabar, Brevard	302
Laurel Hill, Okaloosa	301
Fort McCoy, Marion	300
Lake Panasoffkee, Sumter	298
Melrose, Putnam	297
Westville, Holmes	295
Valparaiso, Okaloosa	289
Lehigh, Lee	287
Hallandale Beach, Broward	285
Winter Park, Seminole	285
Belleair, Pinellas	282
San Antonio, Pasco	281
O Brien, Suwannee	281
Greenwood, Jackson	278
Geneva, Seminole	276
Anthony, Marion	276
Ponce De Leon, Holmes	273
Greenacres, Palm Beach	270
Morriston, Levy	266
South Pasadena, Pinellas	256
Inlet Beach, Walton	247
Eglin Air Force Base, Okaloosa	245
Sanibel, Lee	245
Fern Park, Seminole	243
Kindred, Osceola	240

COVID-19: characteristics of 2,046,280 Florida resident cases

Data through Apr 4, 2021 verified as of Apr 5, 2021 at 09:25 AM

Data in this report are provisional and subject to change.

The table below includes the cities and counties of residence for cases in Florida residents based on the patient's ZIP Code. Note that city is not always received as part of the initial notification and may be missing while the case is being investigated.

City and county	Cases
Fountain, Bay	239
University Of Central Fl, Orange	236
Lee, Madison	236
Edgewood, Orange	235
Weirsdale, Marion	233
Southport, Bay	232
White Springs, Hamilton	232
Longboat Key, Manatee	231
Saint James City, Lee	227
Islamorada, Monroe	227
Hosford, Liberty	224
Gretna, Gadsden	221
Wellborn, Suwannee	215
Astatula, Lake	214
Holt, Okaloosa	211
Mcdavid, Escambia	210
Lakewood Ranch, Manatee	209
Poinciana, Polk	204
Madeira Beach, Pinellas	204
Holmes Beach, Manatee	204
Juno Beach, Palm Beach	200
Howey-In-The-Hills, Lake	200
Bay Harbor Islands, Dade	198
Micanopy, Alachua	195
Babson Park, Polk	195
Atlantis, Palm Beach	192
Altoona, Lake	190
Mcalpin, Suwannee	189
Sopchoppy, Wakulla	189
Lauderdale By The Sea, Broward	189
Azalea Park, Orange	188
Lake Helen, Volusia	187
Alford, Jackson	187
Zellwood, Orange	184
The Villages, Marion	183
The Villages, Lake	178
Cutler Bay, Dade	177
Center Hill, Sumter	176
Odessa, Pasco	175
Viera, Brevard	171
Osteen, Volusia	171
Mangonia Park, Palm Beach	168
Summerland Key, Monroe	165
University Of Miami, Dade	165
Hypoluxo, Palm Beach	163
Golden Beach, Dade	162
Caryville, Washington	161
Bokeelia, Lee	161
Pomona Park, Putnam	159
University Of Fl, Alachua	156
Rocky Point, Hillsborough	155
Oak Hill, Volusia	154
Lutz, Pasco	153
Ponce Inlet, Volusia	153
Lockhart, Orange	152
Grant-Valkaria, Brevard	152
Big Pine Key, Monroe	152
Bay Lake, Orange	151
Sumterville, Sumter	147

COVID-19: characteristics of 2,046,280 Florida resident cases

Data through Apr 4, 2021 verified as of Apr 5, 2021 at 09:25 AM

Data in this report are provisional and subject to change.

The table below includes the cities and counties of residence for cases in Florida residents based on the patient's ZIP Code. Note that city is not always received as part of the initial notification and may be missing while the case is being investigated.

City and county	Cases
Hollister, Putnam	146
Citrus Springs, Citrus	146
Missing, Lee	142
Hiawassee, Orange	142
Paisley, Lake	142
Clair-Mel City, Hillsborough	139
Carrollwood, Hillsborough	138
Lady Lake, Sumter	135
Cloud Lake, Palm Beach	130
Inglis, Levy	130
San Mateo, Putnam	129
Christmas, Orange	128
Baldwin, Duval	128
Kendall, Dade	126
Hampton, Bradford	126
Steinhatchee, Taylor	125
Apopka, Seminole	125
West Park, Broward	125
Clarksville, Calhoun	124
Lake Hamilton, Polk	123
Matlacha, Lee	122
University Of Central Florida, Orange	120
Buena Ventura Lakes, Osceola	117
Belleair Beach, Pinellas	116
Tierra Verde, Pinellas	115
Placida, Charlotte	115
Lighthouse Point, Broward	113
Missing, St. Johns	110
Temple Terrace, Hillsborough	110
Callaway, Bay	109
Seville, Volusia	108
Panacea, Wakulla	106
Missing, Pinellas	106
Barry University, Dade	106
Saint Leo, Pasco	106
Harmony, Osceola	106
Dania Beach, Broward	105
Astor, Lake	104
Cedar Key, Levy	103
Dinsmore, Duval	102
Hurlburt Field, Okaloosa	102
Lamont, Jefferson	102
Canal Point, Palm Beach	101
Brooker, Bradford	101
City Of Sunrise, Broward	101
Missing, Sumter	100
Bradenton Beach, Manatee	99
Sunny Isles Beach, Dade	98
South Fort Myers, Lee	98
Fruit Cove, St. Johns	96
Barefoot Bay, Brevard	96
Florida Gulf Coast Univ, Lee	96
Bascom, Jackson	96
Waldo, Alachua	95
Florahome, Putnam	95
Tyndall Air Force Base, Bay	95
Kathleen, Polk	94
University Of South Florida, Hillsborough	94
Maitland, Seminole	91

COVID-19: characteristics of 2,046,280 Florida resident cases

Data through Apr 4, 2021 verified as of Apr 5, 2021 at 09:25 AM

Data in this report are provisional and subject to change.

The table below includes the cities and counties of residence for cases in Florida residents based on the patient's ZIP Code. Note that city is not always received as part of the initial notification and may be missing while the case is being investigated.

City and county	Cases
Pinetta, Madison	89
Crystal Beach, Pinellas	88
Lorida, Highlands	85
Missing, Marion	83
Fort Denaud, Hendry	82
F M, Lee	81
Princeton, Dade	80
Ocean Ridge, Palm Beach	79
Yalaha, Lake	78
Missing, St. Lucie	77
Saint Pete Beach, Pinellas	76
Welaka, Putnam	76
Boca Grande, Lee	75
Patrick Air Force Base, Brevard	75
Eatonville, Orange	75
Palma Ceia, Hillsborough	74
Avon Park, Polk	73
Campbellton, Jackson	72
Missing, Lake	72
Cudjoe Key, Monroe	70
North Venice, Sarasota	70
Air Mail Facility, Dade	69
Ochopee, Collier	69
Greensboro, Gadsden	66
Anna Maria, Manatee	65
Stock Island, Monroe	64
Missing, Duval	63
Reunion, Osceola	62
Miami Springs, Dade	61
Missing, Pasco	61
Mexico Beach, Bay	60
Missing, Palm Beach	60
North Redington Beach, Pinellas	59
Bonita Beach, Lee	59
Georgetown, Putnam	59
Northdale, Hillsborough	59
Treasure Island, Pinellas	59
Destin, Walton	59
Micco, Brevard	58
Orlando, Seminole	58
Felda, Hendry	58
Bellview, Escambia	57
Duette, Manatee	56
Okahumpka, Lake	55
Missing, Santa Rosa	54
Miami, Unknown	54
University Of Tampa, Hillsborough	54
Miromar Lakes, Lee	54
Lake Suzy, Desoto	53
Walnut Hill, Escambia	53
Ona, Hardee	53
Orlando, Dade	52
Enterprise, Volusia	52
Heathrow, Seminole	52
Singer Island, Palm Beach	52
Town N Country, Hillsborough	50
Palm Beach Shores, Palm Beach	49
Salt Springs, Marion	49
Aloma, Orange	49

COVID-19: characteristics of 2,046,280 Florida resident cases

Data through Apr 4, 2021 verified as of Apr 5, 2021 at 09:25 AM

Data in this report are provisional and subject to change.

The table below includes the cities and counties of residence for cases in Florida residents based on the patient's ZIP Code. Note that city is not always received as part of the initial notification and may be missing while the case is being investigated.

City and county	Cases
Terra Ceia, Manatee	48
Intercession City, Osceola	48
Cinco Bayou, Okaloosa	47
Green Acres, Palm Beach	46
Sewalls Point, Martin	45
Florida International Univ, Dade	45
Florence Villa, Polk	45
Highland City, Polk	45
Orlando, Osceola	45
Waverly, Polk	44
Manalapan, Palm Beach	43
Kenansville, Osceola	43
Eaton Park, Polk	43
Naranja, Dade	43
Gulf Breeze, Escambia	43
Key Colony Beach, Monroe	43
Lacoochee, Pasco	42
Bayonet Point, Pasco	42
Village Wellington, Palm Beach	42
Village Of Wellington, Palm Beach	42
Ebro, Washington	42
Missing, Broward	41
Stetson University, Volusia	41
Saint Johns, Duval	40
Miami, Broward	40
Cortez, Manatee	40
Orlando, Broward	38
Orlando, Volusia	37
Florida A And M University, Leon	37
Ponte Vedra, Duval	37
Miami Shores, Dade	37
Tice, Lee	36
Hialeah Gardens, Dade	36
Missing, Hillsborough	36
Pasadena, Pinellas	36
Orlando, Polk	35
Lakeshore, Polk	35
Bay Pines, Pinellas	35
North Bay Village, Dade	35
Highland Beach, Palm Beach	35
Siesta Key, Sarasota	34
Flemington, Marion	34
Bonaventure, Broward	34
Lulu, Columbia	33
Missing, Seminole	33
Univ Of FI Student Dorms, Alachua	33
Dowling Park, Suwannee	33
Hallandle Beach, Broward	33
Palm Shores, Brevard	33
Homeland, Polk	33
Lealman, Pinellas	32
Davenport, Osceola	32
Wekiva Springs, Seminole	32
Ridge Manor, Pasco	32
Bagdad, Santa Rosa	32
Venus, Highlands	32
Eloise, Polk	32
Poinciana, Osceola	31
Westlake, Palm Beach	31

COVID-19: characteristics of 2,046,280 Florida resident cases

Data through Apr 4, 2021 verified as of Apr 5, 2021 at 09:25 AM

Data in this report are provisional and subject to change.

The table below includes the cities and counties of residence for cases in Florida residents based on the patient's ZIP Code. Note that city is not always received as part of the initial notification and may be missing while the case is being investigated.

City and county	Cases
Bayshore Gardens, Manatee	31
Penney Farms, Clay	30
Kinard, Calhoun	30
Pine Hills, Orange	30
Jupiter, Martin	30
Nocatee, Desoto	30
Mcintosh, Marion	30
Sugarloaf Key, Monroe	29
South Palm Beach, Palm Beach	29
Saint Marks, Wakulla	29
Alturas, Polk	29
Bonita Springs, Collier	29
Horseshoe Beach, Dixie	28
Chokoloskee, Collier	28
City Of Westlake, Palm Beach	28
Pensacola Beach, Santa Rosa	28
Little Torch Key, Monroe	28
Indian Lake Estates, Polk	28
Westchase, Hillsborough	28
Orlando, Hillsborough	28
Homosassa Springs, Citrus	27
Palmdale, Glades	27
Caryville, Holmes	27
Florida State, Leon	27
Long Key, Monroe	26
Bradley, Polk	26
Pembroke Park, Broward	26
Fort Lauderdale, Dade	26
Missing, Monroe	25
Missing, Manatee	25
New Smyrna, Volusia	25
Earleton, Alachua	25
Tangerine, Orange	25
Archer, Levy	25
South Miami Heights, Dade	25
Sydney, Hillsborough	24
Labelle, Glades	24
Hawthorne, Putnam	24
Orange Lake, Marion	24
Pine Castle, Orange	24
Missing, Escambia	24
Santa Fe, Alachua	24
Goulds, Dade	24
Balm, Hillsborough	23
Missing, Indian River	23
Missing, Brevard	23
Paxton, Walton	23
Yankeetown, Levy	23
Wausau, Washington	22
Loughman, Polk	22
Florida Dept Of Corrections, Union	22
Bostwick, Putnam	22
Sparr, Marion	22
Citrus Ridge, Indian River	22
Crystal Springs, Pasco	22
Kissimmee, Orange	22
La Crosse, Alachua	22
Laud-By-The-Sea, Broward	22
Tioga, Alachua	22

COVID-19: characteristics of 2,046,280 Florida resident cases

Data through Apr 4, 2021 verified as of Apr 5, 2021 at 09:25 AM

Data in this report are provisional and subject to change.

The table below includes the cities and counties of residence for cases in Florida residents based on the patient's ZIP Code. Note that city is not always received as part of the initial notification and may be missing while the case is being investigated.

City and county	Cases
Missing, Citrus	22
Wabasso, Indian River	21
Sun City, Hillsborough	21
Florida International University, Dade	21
Perdido Key, Escambia	21
Missing, Okaloosa	21
Everglades City, Collier	21
Bonifay, Washington	21
Plymouth, Orange	21
Fort Ogden, Desoto	20
Redington Shores, Pinellas	20
Mango, Hillsborough	20
Union Park, Orange	20
Mexico Beach, Gulf	20
Indian River Shores, Indian River	20
Branford, Lafayette	20
High Springs, Gilchrist	19
Babcock Ranch, Lee	19
Candler, Marion	19
Parker, Bay	19
Ramrod Key, Monroe	19
Lowell, Marion	19
Champions Gate, Polk	19
Wildlight, Nassau	19
Wekiwa Springs, Seminole	19
Orlando, Palm Beach	19
Jensen Beach, St. Lucie	18
Missing, Collier	18
Trenton, Levy	18
Lake Buena Vista, Orange	18
Hollywood, Dade	18
Gulf Stream, Palm Beach	18
Goodland, Collier	18
Maxville, Duval	18
Boca Raton, Broward	18
Nalcrest, Polk	18
Webster, Hernando	17
Missing, Martin	17
Nichols, Polk	17
Graceville, Holmes	17
Forest City, Orange	17
Trilby, Pasco	17
Wewahitchka, Calhoun	16
Daytona Beach Shores, Volusia	16
Otter Creek, Levy	16
Woodville, Leon	16
Golden Oak, Orange	16
Jacksonville, Unknown	16
Johns Pass Village, Pinellas	16
Buckingham, Lee	16
West Panama City Beach, Bay	16
Brooksville, Pasco	16
Suwannee, Dixie	16
Mount Dora, Orange	16
Gulf Hammock, Levy	16
Hernando Beach, Hernando	16
Hutchinson Island, St. Lucie	16
Tallevast, Manatee	16
Shady Hills, Pasco	16

COVID-19: characteristics of 2,046,280 Florida resident cases

Data through Apr 4, 2021 verified as of Apr 5, 2021 at 09:25 AM

Data in this report are provisional and subject to change.

The table below includes the cities and counties of residence for cases in Florida residents based on the patient's ZIP Code. Note that city is not always received as part of the initial notification and may be missing while the case is being investigated.

City and county	Cases
Lakewood Ranch, Sarasota	15
Florida State Univ Admin, Leon	15
White Springs, Columbia	15
Missing, Bay	15
Braden River, Manatee	15
Belleair Bluffs, Pinellas	15
Eau Gallie, Brevard	15
Lake Monroe, Seminole	15
Orlando, Pinellas	15
Lake City, Suwannee	15
Winter Garden, Lake	15
Murdock, Charlotte	14
Saint Lucie West, St. Lucie	14
Orlando, Lake	14
Watersound, Walton	14
Hillsboro Beach, Broward	14
Graham, Bradford	14
Laurel Hill, Walton	14
Village Of Palmetto Bay, Dade	14
Wahneta, Polk	14
Copeland, Collier	14
Indian Creek Village, Dade	14
Gonzalez, Escambia	13
Kingsley Lake, Bradford	13
Steinhatchee, Dixie	13
Roseland, Indian River	13
Mount Plymouth, Lake	13
Choctaw Beach, Okaloosa	13
Long Boat Key, Manatee	13
Orlando, Brevard	13
Saint George Island, Franklin	13
Deer Island, Lake	13
Fort Charlotte, Charlotte	13
Hialeah, Unknown	12
Alys Beach, Bay	12
Unknown, Dade	12
Orlando, Unknown	12
Missing, Putnam	12
Holder, Citrus	12
Durant, Hillsborough	12
Los Angeles, Dade	12
Pensacola Beach, Escambia	12
Rosemary Beach, Walton	12
Ozona, Pinellas	11
Cypress, Jackson	11
Umatilla, Marion	11
Naples, Lee	11
Babcock Ranch, Charlotte	11
Dade City, Hernando	11
Citrus Hills, Citrus	11
Leisure City, Dade	11
Orlando, Leon	11
Greenville, Taylor	11
Missing, Unknown	11
Virginia Gardens, Dade	11
Deerfield Beach, Palm Beach	11
Captiva, Lee	11
Miami Gardens, Broward	11
East Lake, Marion	11

COVID-19: characteristics of 2,046,280 Florida resident cases

Data through Apr 4, 2021 verified as of Apr 5, 2021 at 09:25 AM

Data in this report are provisional and subject to change.

The table below includes the cities and counties of residence for cases in Florida residents based on the patient's ZIP Code. Note that city is not always received as part of the initial notification and may be missing while the case is being investigated.

City and county	Cases
Gibsonia, Polk	10
Redington Beach, Pinellas	10
Telogia, Liberty	10
Missing, Taylor	10
Lake Como, Putnam	10
Missing, Polk	10
University Park, Manatee	10
Grandin, Putnam	10
Seacrest, Walton	10
Passport, Unknown	10
Elfers, Pasco	10
Orlando, Duval	10
Perrine, Dade	10
Briny Breezes, Palm Beach	10
Forest City, Seminole	10
Haines Creek, Lake	10
Missing, Nassau	10
Lamont, Madison	9
Lloyd, Jefferson	9
Rubonia, Manatee	9
Basinger, Okeechobee	9
Grant Valkaria, Brevard	9
Nobleton, Hernando	9
Saint Augustine, Duval	9
West Delray Beach, Palm Beach	9
Fanning Springs, Gilchrist	9
Day, Lafayette	9
Beverly Beach, Flagler	9
Saint Augustine Beach, St. Johns	9
Putnam Hall, Putnam	9
Ferndale, Lake	9
Scottsmoor, Brevard	9
Sea Ranch Lakes, Broward	9
Palma Sola, Manatee	9
Innovation, Pasco	9
Cottdale, Washington	9
Barberville, Volusia	9
Jerome, Collier	8
Ponce De Leon, Walton	8
Goldenrod, Seminole	8
Fairfield, Marion	8
Fort Walton Beach, Unknown	8
Cross Creek, Alachua	8
Indian Shores, Pinellas	8
Palm City, St. Lucie	8
Seybold, Dade	8
Holt, Santa Rosa	8
White City, Gulf	8
Worthington Springs, Union	8
Pine Ridge, Citrus	8
Evinston, Alachua	8
Orange Springs, Marion	8
Salem, Taylor	8
Keystone Heights, Bradford	8
Ybor City, Hillsborough	8
Orlando, Pasco	7
Longboat Key, Sarasota	7
Fernandina, Nassau	7
Orange Park, Duval	7

COVID-19: characteristics of 2,046,280 Florida resident cases

Data through Apr 4, 2021 verified as of Apr 5, 2021 at 09:25 AM

Data in this report are provisional and subject to change.

The table below includes the cities and counties of residence for cases in Florida residents based on the patient's ZIP Code. Note that city is not always received as part of the initial notification and may be missing while the case is being investigated.

City and county	Cases
Port Saint John, Brevard	7
Missing, Flagler	7
Anastasia Island, St. Johns	7
Switzerland, St. Johns	7
Maitland, Volusia	7
Aripeka, Pasco	7
Valkaria, Brevard	7
Orlando, Alachua	7
Quail Heights, Dade	7
River Ranch, Polk	7
Niceville, Walton	7
Okeechobee, Glades	7
Fort Lauderdale, Unknown	7
Missing, Sarasota	7
Missing, Clay	7
Missing, Walton	6
Labelle, Lee	6
Ridge Manor Estates, Sumter	6
Maitland, Hillsborough	6
Winter Park, Polk	6
Winderemere, Orange	6
Hialeah, Broward	6
Grove City, Charlotte	6
Bruce, Holmes	6
Coco River, Collier	6
Eglin, Okaloosa	6
Punta Gorda, Lee	6
Deland, Lake	6
Missing, Hernando	6
Orlando, Flagler	6
Orlando, Marion	6
Sunny Hills, Washington	6
East Rockland Key, Monroe	6
Mayport Naval Station, Duval	6
Lake Butler, Bradford	6
Bradenton, Sarasota	6
Inglis, Citrus	6
Maitland, Osceola	6
Weirsdale, Lake	6
Morriston, Marion	6
Missing, Osceola	6
Duck Key, Monroe	6
Newberry, Gilchrist	6
Orchid, Indian River	6
Pensacola, Unknown	6
Miccosukee, Leon	6
Glenwood, Volusia	6
Clarcona, Orange	5
Okeechobee, Osceola	5
PSI, Unknown	5
Pompano Beach, Unknown	5
San Carlos Park, Lee	5
University Of Central Fl, Hillsborough	5
Bayou George, Bay	5
Boynton Beach, Broward	5
Miramar, Dade	5
Miami Gardens, Unknown	5
Kissimmee, Unknown	5
Fort Lauderdale, Palm Beach	5

COVID-19: characteristics of 2,046,280 Florida resident cases

Data through Apr 4, 2021 verified as of Apr 5, 2021 at 09:25 AM

Data in this report are provisional and subject to change.

The table below includes the cities and counties of residence for cases in Florida residents based on the patient's ZIP Code. Note that city is not always received as part of the initial notification and may be missing while the case is being investigated.

City and county	Cases
Jacksonville Naval Air Station, Duval	5
Wakulla Springs, Wakulla	5
Oneco, Manatee	5
Orlando, Manatee	5
Pompano Beach, Palm Beach	5
N/A, Unknown	5
Ocoee, Lake	5
Okeechobee, Martin	5
Missing, Alachua	5
Miami Beach, Unknown	5
Alys Beach, Walton	5
Point Washington, Walton	5
University Of Central Fl, Martin	5
Williston, Marion	5
Missing, Leon	5
Milton, Escambia	5
Mayport, Duval	5
Shady Grove, Taylor	5
Inlet Beach, Bay	5
Pass, Unknown	5
Stuart, St. Lucie	5
Miami, Palm Beach	5
Ebro, Bay	5
Lake Worth, Broward	5
Westchester, Dade	5
Mid Florida, Seminole	5
Ocean Breeze, Martin	5
Port Salerno, Martin	5
Missing, Highlands	5
Missing, Columbia	5
Glen Ridge, Palm Beach	4
Coconut Creek, Palm Beach	4
Pensacola, Santa Rosa	4
Margate, Unknown	4
Melrose, Bradford	4
Los Angeles, Broward	4
Highland Park, Polk	4
Jacksonville, Dade	4
Live Oak, Madison	4
Loxahatchee Groves, Palm Beach	4
West Bradenton, Manatee	4
Port Charlotte, Unknown	4
Greenville, Jefferson	4
Marina Del Rey, Dade	4
Oklawaha, Marion	4
Sandestin, Walton	4
Pompano Beach, Dade	4
Seacrest, Bay	4
Bella Collina, Lake	4
Bonnie, Dade	4
Delray Beach, Broward	4
El Jobean, Charlotte	4
Marathon Shores, Monroe	4
Naples, Unknown	4
High Springs, Columbia	4
Hinsdale, Manatee	4
Jonesville, Alachua	4
International Service Center, Dade	4
Indian Rock Beach, Pinellas	4

COVID-19: characteristics of 2,046,280 Florida resident cases

Data through Apr 4, 2021 verified as of Apr 5, 2021 at 09:25 AM

Data in this report are provisional and subject to change.

The table below includes the cities and counties of residence for cases in Florida residents based on the patient's ZIP Code. Note that city is not always received as part of the initial notification and may be missing while the case is being investigated.

City and county	Cases
Island Grove, Alachua	4
Hollywood, Unknown	4
Bowling Green, Polk	4
Cypress Gardens, Polk	4
Branford, Gilchrist	4
Cape Haze, Charlotte	4
Clewiston, Palm Beach	4
Conch Key, Monroe	4
Lazy Lake, Broward	4
Lamont, Taylor	4
Sugarloaf, Monroe	4
Wacissa, Jefferson	4
Westville, Walton	3
Pembroke Lakes, Broward	3
Orlo Vista, Orange	3
Milligan, Okaloosa	3
Land O Lakes, Hillsborough	3
Lady Lake, Marion	3
Jacksonville , Duval	3
Fisher Island, Unknown	3
Homeless, Hillsborough	3
Bay Harbor Islands, Unknown	3
Brooklyn, Broward	3
Ft Pierce, St. Lucie	3
Chicago, Lee	3
Coraopolis, Citrus	3
Champions Gate, Osceola	3
Bristol, Calhoun	3
Jacksonville, Alachua	3
Sorrento, Orange	3
Stuart, Palm Beach	3
North Fort Myers, Charlotte	3
Crestview, Walton	3
Cross Key, Monroe	3
Cape San Blas, Gulf	3
Apopka, Lake	3
Green Cove Springs, Duval	3
Fernandina Beach, Duval	3
Fpo, Duval	3
Mayport Naval Housing, Duval	3
Monticello, Madison	3
Plantation Key, Monroe	3
Samoset, Manatee	3
San Fernando, Unknown	3
Vernon, Bay	3
Julington Creek, St. Johns	3
Jupiter Island, Martin	3
Miramar, Unknown	3
Marco Island, Lee	3
Alford, Washington	3
Altamonte Springs, Orange	3
Ocean Reef Club, Monroe	3
Pass-A-Grille, Pinellas	3
Pembroke Pines, Unknown	3
Vero Beach, St. Lucie	3
Winter Park, Volusia	3
Miami Shores, Broward	3
Tampa Palms, Hillsborough	3
Pineland, Lee	3

COVID-19: characteristics of 2,046,280 Florida resident cases

Data through Apr 4, 2021 verified as of Apr 5, 2021 at 09:25 AM

Data in this report are provisional and subject to change.

The table below includes the cities and counties of residence for cases in Florida residents based on the patient's ZIP Code. Note that city is not always received as part of the initial notification and may be missing while the case is being investigated.

City and county	Cases
Tarpon Springs, Pasco	3
Tampa, Pinellas	3
Winter Garden, Seminole	3
Ludlam, Dade	3
Laurel, Sarasota	3
Jacksonville, Clay	3
Clermont, Orange	3
Clermont, Polk	3
Bronx, Seminole	3
Port Saint Lucie, Martin	3
Saint Augusaintine Beach, St. Johns	3
Palm Coast, Volusia	3
Missing, Jackson	3
West Palm Beach, Broward	3
Wildwood, Marion	3
Village Of Golf, Palm Beach	3
Saint Petersburg, Hillsborough	3
Loxahatchee, Broward	3
Lynbrook, Broward	3
Lakeland, Hillsborough	3
Miami, Orange	3
Hallandale Beach, Unknown	3
Immokalee, Lee	3
Lake Geneva, Clay	3
Lake City, Duval	3
Fort Myers, Unknown	3
Bradington, Manatee	3
Blountstown, Liberty	3
Inverness, Polk	3
Pass, Dade	3
Vero Beach, Brevard	3
Orem, Palm Beach	3
Pp, Dade	3
Pp, Unknown	3
Woodside, Broward	3
Brewton, Escambia	3
Apopka, Broward	3
Maitland, Polk	3
Lake Harbor, Palm Beach	3
Lanark Village, Franklin	3
Maitland, Lake	2
Hialeah Lakes, Dade	2
Hialeah, Orange	2
Jan Phyl Village, Polk	2
Moore Haven, Hendry	2
Naples, Broward	2
Cassadaga, Volusia	2
Fort Walton Beach, Walton	2
Duke Field Air Force Station, Okaloosa	2
Dunnellon, Levy	2
Yalhala, Lake	2
University Of Central Florida, Palm Beach	2
University Of Central Florida, Pinellas	2
Wimauma, Manatee	2
Provo, Broward	2
Portland, Unknown	2
Sumatra, Liberty	2
University Of Central Florida, Broward	2
Saint Teresa, Wakulla	2

COVID-19: characteristics of 2,046,280 Florida resident cases

Data through Apr 4, 2021 verified as of Apr 5, 2021 at 09:25 AM

Data in this report are provisional and subject to change.

The table below includes the cities and counties of residence for cases in Florida residents based on the patient's ZIP Code. Note that city is not always received as part of the initial notification and may be missing while the case is being investigated.

City and county	Cases
West Point, Lee	2
Orlando, Okaloosa	2
Maitland, Pasco	2
Madison, Unknown	2
Ocala, Unknown	2
Miamt, Dade	2
Florida Power & Light Co, Dade	2
Chipley, Jackson	2
Amelia City, Nassau	2
Apopka, Unknown	2
Alligator Point, Wakulla	2
Blountstown, Jackson	2
Alligator Point, Franklin	2
Coconut Creek, Unknown	2
Crawfordville, Leon	2
Daytona Beach, Unknown	2
Eatonville, Lake	2
Lawtey, Union	2
Hallandale Beach, Dade	2
Lutz, Pinellas	2
Los Angeles, Okaloosa	2
Louisville, Manatee	2
Seven Springs, Pasco	2
University Of Central Florida, Brevard	2
Upper Key Largo, Monroe	2
West Villages, Sarasota	2
Zellwood, Lake	2
Mount Pleasant, Gadsden	2
Navarre, Okaloosa	2
None, Dade	2
Phoenix, Lake	2
Doctors Inlet, Clay	2
Bonifay, Jackson	2
Bonnie, Duval	2
Bonnie, Sarasota	2
Fort Myers, Collier	2
Fort Pierce, Martin	2
Lake Helen, Orange	2
Lecanto, Marion	2
Maitland, Leon	2
Winter Park, Leon	2
Weston, Dade	2
West Palm Beach, Dade	2
Orlando, Charlotte	2
Palm Springs North, Dade	2
Redland, Dade	2
Melrose, Alachua	2
Olustee, Baker	2
Orlando, Santa Rosa	2
Winter Springs, Orange	2
Windermere, Hillsborough	2
Venice, Dade	2
University Of Central Fl, Seminole	2
West Palm Beach, Unknown	2
Okeechobee, Highlands	2
Orlando, Escambia	2
Pompano Beach, Osceola	2
Port Charlotte, Lee	2
Sand Lake, Orange	2

COVID-19: characteristics of 2,046,280 Florida resident cases

Data through Apr 4, 2021 verified as of Apr 5, 2021 at 09:25 AM

Data in this report are provisional and subject to change.

The table below includes the cities and counties of residence for cases in Florida residents based on the patient's ZIP Code. Note that city is not always received as part of the initial notification and may be missing while the case is being investigated.

City and county	Cases
Port St. Lucie, St. Lucie	2
Swansea, Lee	2
Union, Manatee	2
At Large, Broward	2
Boys Ranch, Suwannee	2
Fort Pierce, Brevard	2
Graceville, Unknown	2
Eatonville, Polk	2
Longwood, Unknown	2
Miami, Martin	2
Mims, Volusia	2
New Port Richey, Hillsborough	2
Jena, Taylor	2
Kathleen, Pasco	2
Labelle, Collier	2
Lauderhill, Unknown	2
Long Beach, Orange	2
Port Canaveral, Brevard	2
Sarasota, Unknown	2
Sunrise, Unknown	2
South Miami, Broward	2
Seguin, Unknown	2
Tampa, Broward	2
Tarpon Springs, Hillsborough	2
Orlando, St. Lucie	2
Oakland Park, Unknown	2
North Miami Beach, Broward	2
Marysville, Dade	2
Lake Clarke Shores, Palm Beach	2
Callahan, Duval	2
Dade City, Unknown	2
Cibolo, Orange	2
Claysville, Hernando	2
Crescent Beach, Sarasota	2
FI State Univ Student, Leon	2
Defuniak Springs, Okaloosa	2
Defuniak Springs, Unknown	2
Noma, Holmes	2
Ormond Beach, Flagler	2
Panama City, Unknown	2
Pembroke Pines, Dade	2
Summerfield, Unknown	2
Tampa, Hernando	2
Sharpes, Brevard	2
Saint Lucie Village, St. Lucie	2
Sebring, Desoto	2
Vero Beach, Unknown	2
Yeehaw, Okeechobee	2
Wauchula, Desoto	2
Jacksonville Naval Hospital, Duval	2
Hosford, Calhoun	2
Longview, Dade	2
Marina Del Rey, Broward	2
Melrose, Clay	2
Mesa, Unknown	2
Aventura, Broward	2
000000, Unknown	2
Dfafs, Okaloosa	2
Fort Lauderdale, Alachua	2

COVID-19: characteristics of 2,046,280 Florida resident cases

Data through Apr 4, 2021 verified as of Apr 5, 2021 at 09:25 AM

Data in this report are provisional and subject to change.

The table below includes the cities and counties of residence for cases in Florida residents based on the patient's ZIP Code. Note that city is not always received as part of the initial notification and may be missing while the case is being investigated.

City and county	Cases
Deerfield Beach, Unknown	2
Doral, Unknown	2
Carl Fisher, Dade	2
Cross City, Taylor	2
Jupiter, Dade	2
Micanopy, Marion	2
Lakeland, Unknown	2
Port Saint Lucie, Palm Beach	2
Red Bay, Holmes	2
Saint Marys, Nassau	2
Windermere, Lake	2
Sutton, Pasco	2
Sweetwater, Manatee	1
Syracuse, Polk	1
Tallahassee, Dade	1
Tamarac, Dade	1
Tampa, Unknown	1
Tavares, Orange	1
Tequesta, Martin	1
Topsham, Manatee	1
Town Of Nocatee, St. Johns	1
Troy, Manatee	1
Unkn, Duval	1
Waipahu, Santa Rosa	1
Ward, Polk	1
Wellborn, Columbia	1
Sunbright, Palm Beach	1
Winter Garden, Duval	1
Woodbine, Nassau	1
West Aplm Beach, Palm Beach	1
West Yarmouth, St. Lucie	1
Venetian Islands, Dade	1
Yulee, St. Johns	1
Zephyrhills, Hillsborough	1
Rileyville, Flagler	1
Saint Joseph, Volusia	1
San Antonio, Orange	1
Sanford, Unknown	1
Seminole, Leon	1
Suitland, Volusia	1
Shalimar, Unknown	1
Shirley, Flagler	1
Prattville, Hillsborough	1
Prestonsburg, Bay	1
Quincy, Jackson	1
Rapid City, Broward	1
Russellville, Bay	1
Sagamore Beach, Charlotte	1
Saint Augustine, Broward	1
Saint Cloud, Palm Beach	1
Petersburg, Manatee	1
Piasa, Putnam	1
Oldsmar, Hillsborough	1
Olean, Alachua	1
North Palm Beach, Orange	1
Northport, Sarasota	1
Oakland, Lee	1
Missing, Levy	1
Myakka City, Sarasota	1

COVID-19: characteristics of 2,046,280 Florida resident cases

Data through Apr 4, 2021 verified as of Apr 5, 2021 at 09:25 AM

Data in this report are provisional and subject to change.

The table below includes the cities and counties of residence for cases in Florida residents based on the patient's ZIP Code. Note that city is not always received as part of the initial notification and may be missing while the case is being investigated.

City and county	Cases
New Middletown, Hillsborough	1
New Port Richey, Pinellas	1
New Port Richey, Unknown	1
Newberry, Marion	1
Newtown, Lake	1
Other, Dade	1
Palm Beach Gardens, Unknown	1
Palmetto Bay, Palm Beach	1
Palmetto, Pasco	1
Parma, Manatee	1
Pass-A-Grille Beach, Pinellas	1
Matawan, Palm Beach	1
Mckinney, Broward	1
Miamc, Dade	1
Milford, Lee	1
Missing, Okeechobee	1
Monroe Township, Palm Beach	1
Monroe, Lee	1
Moore Haven, Okeechobee	1
Morrisville, Unknown	1
Lake Butler, Alachua	1
Kingsland, Nassau	1
Knoxville, Bay	1
Ldhl, Broward	1
Las Vegas, Palm Beach	1
Longwood, Volusia	1
Lincoln, St. Lucie	1
Little Neck, Lee	1
Jupiter, St. Lucie	1
Kenilworth, Leon	1
Key West, Duval	1
Keys West, Unknown	1
Jacksonville, Orange	1
Jefferson, Dade	1
Jonesboro, Leon	1
Intrcsion Cty, Osceola	1
Inverness, Marion	1
Inwood, Broward	1
Irvine, Marion	1
Istachatta, Hernando	1
Homeless, Monroe	1
Homeless, Pinellas	1
Howell, Dade	1
Hudson, Hernando	1
Hoclywsod, Dade	1
Holiday, Pinellas	1
Hernando, Marion	1
Hialeah, Collier	1
Indian Rocks Beach, Duval	1
Indiantown, Palm Beach	1
Inglewood, Sarasota	1
Dallas, Hernando	1
Dearborn, Broward	1
Deer Park, Dade	1
Carmel, Orange	1
Cedar Springs, Hernando	1
Caracas, Dade	1
Coconut Ck, Unknown	1
Chicago, Unknown	1

COVID-19: characteristics of 2,046,280 Florida resident cases

Data through Apr 4, 2021 verified as of Apr 5, 2021 at 09:25 AM

Data in this report are provisional and subject to change.

The table below includes the cities and counties of residence for cases in Florida residents based on the patient's ZIP Code. Note that city is not always received as part of the initial notification and may be missing while the case is being investigated.

City and county	Cases
Brooklyn, Dade	1
Brooklyn, Lee	1
Bonnie, Broward	1
Boston, Broward	1
Bel Air, Collier	1
Apopka, Clay	1
Asheville, Highlands	1
Astoria, Broward	1
Atmore, Escambia	1
Bartow, Hardee	1
O, Manatee	1
Acworth, Okaloosa	1
Alachua, Duval	1
Alpharetta, Broward	1
Downingtown, Broward	1
Downingtown, Hillsborough	1
Dpo, Santa Rosa	1
Dunedin, Unknown	1
Deerfield, Dade	1
Deland, Seminole	1
Dayton, Lake	1
Daytona Beach, Pinellas	1
Erie, Monroe	1
East Palatka, Hillsborough	1
Eastpoint, Leon	1
Deltona, Seminole	1
Fort Lauderdale, Leon	1
Fort Myers, Sarasota	1
Fort Pierce, Palm Beach	1
Fort White, Clay	1
Garden City, Alachua	1
Gaylord, Orange	1
Gotcha, Orange	1
Greensburg, Palm Beach	1
Haines City, Osceola	1
Hallandale, Unknown	1
Harpers Ferry, Palm Beach	1
Helen, Bay	1
Crossings, Unknown	1
Davenport, Lake	1
Davie, Unknown	1
Dayton, Orange	1
Dearborn Heights, Hillsborough	1
Edgewood, Broward	1
Elkton, Putnam	1
Chesterfield, Broward	1
Carteret, Polk	1
Cincinnati, Dade	1
Connellsville, Highlands	1
Armstrong, St. Johns	1
Atl, Brevard	1
Alva, Escambia	1
Andalusia, Escambia	1
Arcadia, Highlands	1
Baker, Santa Rosa	1
Belleville, Palm Beach	1
Belmont, Santa Rosa	1
Blountstown, Broward	1
Bronson, Alachua	1

COVID-19: characteristics of 2,046,280 Florida resident cases

Data through Apr 4, 2021 verified as of Apr 5, 2021 at 09:25 AM

Data in this report are provisional and subject to change.

The table below includes the cities and counties of residence for cases in Florida residents based on the patient's ZIP Code. Note that city is not always received as part of the initial notification and may be missing while the case is being investigated.

City and county	Cases
Brooker, Alachua	1
Bradenton, Clay	1
Brandon, Pinellas	1
Bonita, Lee	1
Bocaraten, Palm Beach	1
Middletown, Osceola	1
Missing, Gilchrist	1
Monroe, Hillsborough	1
Nantucket, Palm Beach	1
New Vernon, Palm Beach	1
Mayaguez, Dade	1
Macclenny, Duval	1
Mantua, Broward	1
Longwood, Broward	1
Lucedale, St. Lucie	1
Kure Beach, Monroe	1
Lakeland, Palm Beach	1
Jacksonville, Nassau	1
Hudson, Pinellas	1
Hoosick Falls, Broward	1
Indian Rock Beach, Palm Beach	1
Interlachen, Duval	1
Kechi, Orange	1
Fort Myers, Broward	1
Florala, Okaloosa	1
Forestville, Volusia	1
Gibsononton, Unknown	1
Gainesville, Okaloosa	1
Gainesville, Unknown	1
Greenbrier, Bay	1
Groveland, Orange	1
Hialeahgardens, Dade	1
Hiram, Leon	1
Westlake Village, Unknown	1
White Plains, Broward	1
Whites Creek, Leon	1
Windermere, Volusia	1
Wtixrat, Dade	1
Watersound, Bay	1
Unk, Duval	1
Ventura, Orange	1
University Of Central Florida, Lee	1
Trenton, Dixie	1
Unknown, Unknown	1
Toms River, Lee	1
Tourist, Dade	1
Seffenner, Hillsborough	1
Seminole, Lee	1
Saint Petersburg, Charlotte	1
Puerto Rico, Unknown	1
Punta Gorda, Unknown	1
Randolph, Orange	1
Rivera Beach, Palm Beach	1
Saint Augustine, Flagler	1
Sunrtise, Dade	1
Tallahassee, Madison	1
Stratford, Broward	1
Pembroke Pines, Orange	1
Pensacola, Sumter	1

COVID-19: characteristics of 2,046,280 Florida resident cases

Data through Apr 4, 2021 verified as of Apr 5, 2021 at 09:25 AM

Data in this report are provisional and subject to change.

The table below includes the cities and counties of residence for cases in Florida residents based on the patient's ZIP Code. Note that city is not always received as part of the initial notification and may be missing while the case is being investigated.

City and county	Cases
Paducah, Manatee	1
Palm Coast, Unknown	1
Perth Amboy, Hillsborough	1
Port Orange, Brevard	1
Powell, Lee	1
Newberry, Levy	1
North Laud, Unknown	1
Ocala, Citrus	1
Ocoee, Unknown	1
Odessa, Dade	1
Oldsrav, Manatee	1
Orlando, Jackson	1
Orlando, Lee	1
Dona Vista, Lake	1
East Setauket, Palm Beach	1
El Dorado, Palm Beach	1
Fleming Island, Duval	1
Fellsmere, Brevard	1
Crestview, Broward	1
Clearwater, Leon	1
Charlotte, Alachua	1
Dalecity, Okaloosa	1
Daytona Beach, Orange	1
Deerfield Beach, Polk	1
Crystal River, Marion	1
Crystal River, Unknown	1
Canton, Duval	1
Cantonment, Santa Rosa	1
Cape Coral, Unknown	1
Brunswick, Polk	1
Bryceville, Duval	1
Bradenton, Lee	1
Boca Raton, Dade	1
Boca Raton, Madison	1
Bogota, Unknown	1
Bal Harbour, Broward	1
Atlanta, Walton	1
Attalla, Broward	1
Auburn, Palm Beach	1
Autaugaville, Broward	1
Apopka, Volusia	1
Alachua, Suwannee	1
Alafaya, Broward	1
Alafaya, Pinellas	1
Lake Forest, Collier	1
Key West, Palm Beach	1
Kilgore, Dade	1
Land O Lakes, Unknown	1
Lawton, Okaloosa	1
Levittown, Palm Beach	1
Lima, Manatee	1
Lima, Volusia	1
Jacksonville, Baker	1
Jacksonville, Marion	1
Jupiter Inlet, Palm Beach	1
Jzx, Unknown	1
Irmo, Unknown	1
Macclenny, Dixie	1
Madison, Jefferson	1

COVID-19: characteristics of 2,046,280 Florida resident cases

Data through Apr 4, 2021 verified as of Apr 5, 2021 at 09:25 AM

Data in this report are provisional and subject to change.

The table below includes the cities and counties of residence for cases in Florida residents based on the patient's ZIP Code. Note that city is not always received as part of the initial notification and may be missing while the case is being investigated.

City and county	Cases
Maitland, Collier	1
Miami Dade, Unknown	1
Merrick, Palm Beach	1
Metter, Manatee	1
Miami, Osceola	1
Miamiardens, Unknown	1
Miamksaohes, Dade	1
Florida City, Unknown	1
Fort Lauderdale, Collier	1
Fort Myers, Alachua	1
Gainesville, Levy	1
Glen Cove, Unknown	1
Glen Saint Mary, Duval	1
Golden Oak, Hillsborough	1
Golf, Palm Beach	1
Great Neck, Dade	1
Greensboro, Leon	1
Immokalee, Walton	1
North Brunswick, St. Lucie	1
North Grafton, Dade	1
North Lauderdale, Unknown	1
Ocala, Duval	1
North Porte, Unknown	1
Notrealville, Polk	1
Okeechobi, Unknown	1
Monument, Broward	1
Morrisville, Palm Beach	1
Myrtle Beach, Broward	1
Nashville, Palm Beach	1
Mokena, Lee	1
Orlando, Walton	1
Oviedo, Lake	1
Pensacola, Dade	1
Panomo City, Bay	1
Parrish, Sarasota	1
Orlando, St. Johns	1
Orem, Dade	1
Orlando, Citrus	1
Orlando, Collier	1
Orlando, Hernando	1
Plantation, Leon	1
Pooler, Broward	1
Port St. Lucie, Unknown	1
Punta Gorda, Sarasota	1
Putnam, Putnam	1
Ridgewood, Lee	1
Roayl Palm Beach, Palm Beach	1
Roseville, Broward	1
Rye, Palm Beach	1
Saint Petersburg, Bay	1
Syracuse, Unknown	1
Tinley Park, Manatee	1
Twentynine Palms, Broward	1
Waukesha, Volusia	1
Venezuela, Unknown	1
Surprise, Unknown	1
St Cloud, Orange	1
St Helena Is, Dade	1
San Marcos, Unknown	1

COVID-19: characteristics of 2,046,280 Florida resident cases

Data through Apr 4, 2021 verified as of Apr 5, 2021 at 09:25 AM

Data in this report are provisional and subject to change.

The table below includes the cities and counties of residence for cases in Florida residents based on the patient's ZIP Code. Note that city is not always received as part of the initial notification and may be missing while the case is being investigated.

City and county	Cases
Vernon, Walton	1
West Miami, Unknown	1
Whippany, Volusia	1
Xifamk, Dade	1
Wilmington, Charlotte	1
Windermere, Alachua	1
Winfield, Hillsborough	1
Winter Garden, Unknown	1
Winter Park, Brevard	1
Winter Park, Unknown	1
Litchfield Park, Monroe	1
Littleton, St. Johns	1
Lake Worth, Unknown	1
Lake In The Hills, Broward	1
Indianapolis, Lee	1
Jupiter, Pinellas	1
Kansas City, Palm Beach	1
Gwynn Oak, Polk	1
Newaygo, Charlotte	1
New Canaan, Dade	1
North Port, Charlotte	1
Missing, Franklin	1
Na, Dade	1
Milford, Bay	1
Milford, Unknown	1
Melbourne, Volusia	1
Mattoon, Lee	1
Los Angeles, Orange	1
Maitland, Palm Beach	1
Marianna, Leon	1
Marianna, Washington	1
Mary Esther, Hillsborough	1
Eureka, Flagler	1
Evansville, Citrus	1
Crescent City, Marion	1
Crestview, Unknown	1
Denton, Broward	1
Destin, Bay	1
Clearwater, Hillsborough	1
Coal City, Pasco	1
Commerce Township, Manatee	1
Crawfordville, Alachua	1
Fort Lauderdale, Lee	1
Fort Worth, Broward	1
Franklin, Orange	1
Frostproof, Highlands	1
Gainesville, Palm Beach	1
Gainesville, Santa Rosa	1
Brewster, Palm Beach	1
Brownsville, Escambia	1
Bonnie, St. Johns	1
Belleair Bluffs, Unknown	1
Celebration, Orange	1
Chicago, Broward	1
Choctaw Beach, Unknown	1
Austin, Dade	1
Apo, Collier	1
Big Torch Key, Monroe	1
Black, Holmes	1

COVID-19: characteristics of 2,046,280 Florida resident cases

Data through Apr 4, 2021 verified as of Apr 5, 2021 at 09:25 AM

Data in this report are provisional and subject to change.

The table below includes the cities and counties of residence for cases in Florida residents based on the patient's ZIP Code. Note that city is not always received as part of the initial notification and may be missing while the case is being investigated.

City and county	Cases
Boca Raton, Lee	1
Bonifay, Unknown	1
8852 Teacher Ln, Pasco	1
Addison, Pasco	1
Apopka, Citrus	1
Apopka, Hillsborough	1
Arabi, Orange	1
Unknown, Duval	1
Upland, Manatee	1
Valrico, Polk	1
Tampa, Duval	1
Tavares, Unknown	1
Temple, Palm Beach	1
Surfside Beach, Orange	1
Sun City Center, Lee	1
Saint Charles, Orange	1
Saint Petersburg, Duval	1
Saint Petersburg, Manatee	1
Scottsdale, Brevard	1
Scottsdale, Palm Beach	1
St Peterburg, Orange	1
Stiamk, Dade	1
Summerdale, Escambia	1
Port Saint Lucie, Marion	1
Port St Luice, Unknown	1
Roswell, Bay	1
Ruskin, Dade	1
Ruskin, Manatee	1
Pittsburgh, Alachua	1
Plymouth, Pasco	1
Okeechobee, Unknown	1
Pensacola Naval Hospital, Escambia	1
Oviedo, Orange	1
Pace, Escambia	1
Painted Post, Pasco	1
Palatka, Marion	1
West Hollywood, Broward	1
Wakefield, Broward	1
Waverly, Duval	1
Wabasha, Clay	1
Winnetka, Dade	1
Winter Garden, Osceola	1
Winter Haven, Osceola	1
Winter Park, Duval	1
Winter Park, Palm Beach	1
Weston, Unknown	1
Wildwood, Lee	1
Willington, Lee	1
Winter Springs, Polk	1
Youngstown, Washington	1
Opalocka, Dade	1
Orlando, Union	1
Ovido, Seminole	1
Oxford, Palm Beach	1
Oakland, Leon	1
Ocala, Alachua	1
Okeechobee, St. Lucie	1
Newark, Sumter	1
North Canton, Palm Beach	1

COVID-19: characteristics of 2,046,280 Florida resident cases

Data through Apr 4, 2021 verified as of Apr 5, 2021 at 09:25 AM

Data in this report are provisional and subject to change.

The table below includes the cities and counties of residence for cases in Florida residents based on the patient's ZIP Code. Note that city is not always received as part of the initial notification and may be missing while the case is being investigated.

City and county	Cases
Miamf, Dade	1
Miami G, Dade	1
Miami, Collier	1
Miami, St. Lucie	1
New Richmond, Volusia	1
Rio Dell, Volusia	1
Rochelle, Volusia	1
Port Orange, Unknown	1
Port Saint Lucie, Orange	1
Princeton, Alachua	1
Provincetown, Collier	1
Panama City, Walton	1
Palm Coast, Duval	1
Perry, Leon	1
Perth Amboy, Monroe	1
South Burlington, Orange	1
Spring Park, Alachua	1
Steinhatchee, Madison	1
Shannon, Collier	1
Soddy Daisy, Broward	1
Soldotna, Broward	1
Saint Cloud, Lee	1
Saint Johns, Orange	1
San Antonio, Sarasota	1
San Antonio, Unknown	1
Sanford, Volusia	1
Wesley Chapel, Alachua	1
Wheaton, Lee	1
Winter Park, Osceola	1
Wood River, Polk	1
Worcester, Palm Beach	1
Winter Park, Alachua	1
Wilmington, Broward	1
Tampa, Volusia	1
Tangerine, Seminole	1
Tewksbury, Orange	1
Virginia Beach, Hernando	1
Waco, Broward	1
Washington, Broward	1
Umatilla, Alachua	1
University Of Central Florida, Monroe	1
Toms River, Dade	1
Marshall, Palm Beach	1
Marianna, Calhoun	1
Lemoyne, Manatee	1
Los Angeles, Palm Beach	1
Lyndhurst, Broward	1
Magnolia Square, Osceola	1
Maitland, Alachua	1
Lake In The Hills, Columbia	1
Lake Placid, Alachua	1
Kingsland, Duval	1
Kissimmee, Brevard	1
Lawrence Township, Palm Beach	1
Las Vegas, Orange	1
Lake Worth Beach, Broward	1
Lander, Citrus	1
Grassy Key, Monroe	1
Gainesville, Baker	1

COVID-19: characteristics of 2,046,280 Florida resident cases

Data through Apr 4, 2021 verified as of Apr 5, 2021 at 09:25 AM

Data in this report are provisional and subject to change.

The table below includes the cities and counties of residence for cases in Florida residents based on the patient's ZIP Code. Note that city is not always received as part of the initial notification and may be missing while the case is being investigated.

City and county	Cases
Gilmer, Dade	1
Floralá, Escambia	1
Estero, Collier	1
Jacksonville, Manatee	1
Haverford, Hillsborough	1
Herrin, Orange	1
Jamaica, Broward	1
Jupiter, Unknown	1
Jersey City, Polk	1
Bronx, Broward	1
Buffalo, Palm Beach	1
Bryant, Alachua	1
Carol Stream, Orange	1
Castleberry, Escambia	1
Apo, Pasco	1
Apopka, Flagler	1
99, Unknown	1
Alanson, Bay	1
Aollywoss, Dade	1
Boca Raton, Unknown	1
Bohealia, Lee	1
Blowing Rock, Polk	1
Belleair, Hillsborough	1
Dorchester, Orange	1
Fanning Springs, Levy	1
Fargo, Unknown	1
Felton, Manatee	1
Deland, Polk	1
Cumberland, Palm Beach	1
Dade City, Hillsborough	1
Dallas, Lee	1
De Leon Springs, Putnam	1
Dearborn, Lee	1
Clear Brook, Lee	1
Charlotte, Pasco	1
Crestview, Holmes	1
College Station, Lake	1
Columbus, Brevard	1
Cookeville, Seminole	1
Rye, Duval	1
Rex, Duval	1
Potomac, Palm Beach	1
Port Everglades, Broward	1
Peoria, Unknown	1
Parker, Dade	1
Parker, Leon	1
Palm Coast, Polk	1
Pinellas Park, Pinellas	1
Plantation, Orange	1
Pompano Beach, Martin	1
Orlando, Columbia	1
Orlando, Indian River	1
Orlando, Sarasota	1
Ormond Beach, Unknown	1
Oviedo, Brevard	1
Pacifica, Dade	1
Navarre, Dade	1
North Pole, Seminole	1
North Port, Lee	1

COVID-19: characteristics of 2,046,280 Florida resident cases

Data through Apr 4, 2021 verified as of Apr 5, 2021 at 09:25 AM

Data in this report are provisional and subject to change.

The table below includes the cities and counties of residence for cases in Florida residents based on the patient's ZIP Code. Note that city is not always received as part of the initial notification and may be missing while the case is being investigated.

City and county	Cases
Old Town, Alachua	1
Omaha, Palm Beach	1
Ona, Manatee	1
Oooooo, Unknown	1
Opa Locka, Broward	1
Orange Park , Duval	1
Ocoee, Osceola	1
Okeechobee, Broward	1
Orem, Broward	1
New Orleans, Palm Beach	1
Newark, Broward	1
Newburgh, Bay	1
Yukon, Broward	1
Winter Garden, Pinellas	1
Winter Park, Broward	1
Zolfo Springs, Polk	1
Westbrook, Dade	1
Wichita, Volusia	1
Winder Garden, Orange	1
Windermere, Leon	1
Windermere, Osceola	1
Windermere, Seminole	1
Winter Garden, Broward	1
Venice, Unknown	1
Vernon, Unknown	1
Washington, Unknown	1
Wells, Polk	1
Tulsa, Orange	1
Sun City Center, Hardee	1
Tiffin, Highlands	1
Tallahassee, Duval	1
Tallahassee, Unknown	1
Tampa, Palm Beach	1
Tavares, Marion	1
Temple Terrace, Pasco	1
Spring Hill , Hernando	1
Spring Hill, Dade	1
Starke, Clay	1
Stone Mountain, Palm Beach	1
Sodus, Charlotte	1
Shelton, Manatee	1
Saint Cloud, Unknown	1
Saint Johns, Unknown	1
Saint Petersburg, St. Lucie	1
Sandford, Seminole	1
Sarasota, Flagler	1
Saxis, Lee	1
Schenectady, Polk	1
Sebring, Lee	1
Macdill Air Force Base, Hillsborough	1
Largo, Unknown	1
Littleton, Dade	1
Los Angeles Ca, Unknown	1
Los Angeles, Hardee	1
Miami Beach, Broward	1
Middlesburg, Duval	1
Miami Lakes, Unknown	1
Miami, Hillsborough	1
Miami, Manatee	1

COVID-19: characteristics of 2,046,280 Florida resident cases

Data through Apr 4, 2021 verified as of Apr 5, 2021 at 09:25 AM

Data in this report are provisional and subject to change.

The table below includes the cities and counties of residence for cases in Florida residents based on the patient's ZIP Code. Note that city is not always received as part of the initial notification and may be missing while the case is being investigated.

City and county	Cases
Margate, Dade	1
Marshall, Dade	1
Mary Esther, Unknown	1
Medford, Palm Beach	1
Harrison, Pinellas	1
Holly Ridge, Orange	1
Homeless, Polk	1
Homosassa, Hernando	1
Leesburg, Marion	1
Lehigh Acres, Dade	1
Lewisburg, Pasco	1
Lake City, Hamilton	1
La Grange, Dade	1
Jerusalem, St. Johns	1
Davenport, Orange	1
East Hampton, Palm Beach	1
Cypress, Leon	1
Deland, St. Lucie	1
Deltona, Orange	1
Fort Myers-, Lee	1
Fort Pierce, Unknown	1
Gainesville, Duval	1
Granada Hills, Broward	1
Guilford, Dade	1
Hailandale, Unknown	1
Foley, Escambia	1
Fort Myers, Manatee	1
Columbus, Dade	1
Conway, Leon	1
Coventry, Broward	1
Clermont, Volusia	1
Clewiston, Glades	1
Cartersville, Unknown	1
Bridgeport, Dade	1
Bronx, Palm Beach	1
Cambridge, Broward	1
Altoona, Marion	1
Anaheim, Unknown	1
Argyle, Walton	1
Athens, Duval	1
Bogota, Orange	1
Bradenton, Dade	1
Bradenton, Osceola	1
Altamonte, Orange	1
Alva, Collier	1
333, Unknown	1
Allentown, Putnam	1
Apple Creek, Citrus	1
Amelia Village, Nassau	1
Barefoot Beach, Lee	1
Battle Creek, Manatee	1
Avon, Manatee	1
Aventura, Osceola	1
Bryn Mawr, Palm Beach	1
Burkeville, Brevard	1
Camden Wyoming, Duval	1
Celebration, Palm Beach	1
Chattanooga, Dade	1
Bear Grass, Palm Beach	1

COVID-19: characteristics of 2,046,280 Florida resident cases

Data through Apr 4, 2021 verified as of Apr 5, 2021 at 09:25 AM

Data in this report are provisional and subject to change.

The table below includes the cities and counties of residence for cases in Florida residents based on the patient's ZIP Code. Note that city is not always received as part of the initial notification and may be missing while the case is being investigated.

City and county	Cases
Azalea Park, Osceola	1
Boca Raton,, Palm Beach	1
Boston, Dade	1
Brewster, Volusia	1
Colorado Springs, Unknown	1
Conifer, Lee	1
Daniel Island, Bay	1
Clarksboro, Lee	1
Chipley, Holmes	1
El Paso, Unknown	1
Elbow Lake, Palm Beach	1
Eatonville, Seminole	1
Dunellen, Dade	1
Destin, Unknown	1
Diamond, Highlands	1
Doral, Broward	1
FI State Lot, Leon	1
Fairless Hills, Broward	1
Everett, Dade	1
Fort Denaud, Glades	1
Fort Meyers, Lee	1
Fortlauderdale, Unknown	1
Fortwalton Beach, Okaloosa	1
Ft Pierce, Unknown	1
Garland, Orange	1
Hallandate Ben, Unknown	1
Havana, Leon	1
Hickory, Lee	1
Homeless, Dade	1
Homer, Escambia	1
Hilliard, Unknown	1
Jeffersonville, Broward	1
Knoxville, Escambia	1
Lake Mary, Lake	1
Longwood, Orange	1
Lehigh Cares, Lee	1
Live Oak, Columbia	1
Loganville, Orange	1
Lansdale, Lake	1
Lapeer, Manatee	1
Lauderdale Hill, Unknown	1
Missing, Wakulla	1
Monterey, Broward	1
Mumford, Manatee	1
N/A, Duval	1
Naples, Alachua	1
Ocean City, Broward	1
North Miami, Broward	1
Middleburg, Duval	1
Midland, Osceola	1
Missing, Hamilton	1
Miami, Charlotte	1
Miamii, Dade	1
Miami Garden, Unknown	1
Republic, Monroe	1
Richmond, Palm Beach	1
Ridgewood, Broward	1
Riverview, Manatee	1
Rochester, Broward	1

COVID-19: characteristics of 2,046,280 Florida resident cases

Data through Apr 4, 2021 verified as of Apr 5, 2021 at 09:25 AM

Data in this report are provisional and subject to change.

The table below includes the cities and counties of residence for cases in Florida residents based on the patient's ZIP Code. Note that city is not always received as part of the initial notification and may be missing while the case is being investigated.

City and county	Cases
Roseland, Palm Beach	1
Porter Ranch, Dade	1
Raiford, Bradford	1
Ponte Vedra Beach, Orange	1
Port Orange , Volusia	1
Port Saint Lucie, Indian River	1
Palm City, Unknown	1
Plant City, Unknown	1
Pompano Beach, Alachua	1
Old Town, Gilchrist	1
Oviedo, Leon	1
Opa Locka, Polk	1
Orem, Sarasota	1
Orem, Unknown	1
Wilbur By The Sea, Volusia	1
Willowbrook, Lee	1
Wilmington, Pasco	1
Westerville, Hillsborough	1
Wilton Manors, Dade	1
Winston Salem, Unknown	1
Winter Garden, Hillsborough	1
Woodland Hills, Brevard	1
Youngstown, Calhoun	1
Yulee, Duval	1
San Antonio, Dade	1
San Diego, Unknown	1
Sandyport, Dade	1
Sanford, Palm Beach	1
Russellville, Hillsborough	1
Saint Augustine, Okaloosa	1
Steinhatchee, Alachua	1
Tampa, Escambia	1
Tampa, Manatee	1
Tangerine, Lake	1
University Of Central Florida, Hillsborough	1
University Of Central FI, Pasco	1
Village Of Palm Springs, Palm Beach	1
Virginia Beach, Alachua	1
Webster, Pasco	1
Wekiva Springs, Orange	1
Union City, Bradford	1
Sebastian, Lake	1
Sumter Ville, Unknown	1
Tallahassee, Escambia	1
Springhill, Unknown	1
Telluride, Lee	1
Tampa, Lee	1
South Otselic, Dade	1
Southampton, Palm Beach	1
Stockbridge, Leon	1
Sullivans Island, Dade	1
Pound Ridge, Leon	1
Richmond Heights, Dade	1
Ridge Manor, Hernando	1
Riverview, Pinellas	1
Rochester, Lee	1
Rosemary Beach, Bay	1
Saint Cloud, Orange	1
Sevierville, Dade	1

COVID-19: characteristics of 2,046,280 Florida resident cases

Data through Apr 4, 2021 verified as of Apr 5, 2021 at 09:25 AM

Data in this report are provisional and subject to change.

The table below includes the cities and counties of residence for cases in Florida residents based on the patient's ZIP Code. Note that city is not always received as part of the initial notification and may be missing while the case is being investigated.

City and county	Cases
Saint Petersburg, Dade	1
San Juan, Osceola	1
San Pedro Sula, Dade	1
Sandy, Duval	1
Opa Locka, Unknown	1
Orem, Nassau	1
Orlando, Highlands	1
Northville, Broward	1
Ocala, Indian River	1
Ocoee, Broward	1
Olando, Orange	1
Ocoee, Polk	1
Ponce, Orange	1
Port Charlotte Fl, Unknown	1
Plant City, Hendry	1
Plant City, Pinellas	1
Plantation, Unknown	1
Windermere, Polk	1
Winter Park, Lake	1
West Simsbury, Collier	1
Wayne, Dade	1
Tinley Park, Lee	1
University Of Central Fl, Dade	1
Export, Palm Beach	1
Fdsf, Unknown	1
Felda, Palm Beach	1
Flagler Beach, Volusia	1
Flora, Lee	1
Downers Grove, St. Lucie	1
Delrey Beach, Palm Beach	1
Fort Myers, Lake	1
Fresno, Pasco	1
Fruitland Park, Sumter	1
Fwb, Unknown	1
Gainesville, Marion	1
Gastonia, Polk	1
Clearwater, Highlands	1
Clermont, Unknown	1
Columbia, Orange	1
Coral Gables, Unknown	1
Coral Springs, Unknown	1
Cornelius, Leon	1
Crestview, Dade	1
Dade City, Polk	1
Dania, Unknown	1
Darien, Pasco	1
Arcadia, Charlotte	1
Aspen, Palm Beach	1
Atlanta, Broward	1
Aurburndale, Polk	1
Aventura, Unknown	1
Azalea Park, Sarasota	1
Bartow, Unknown	1
Biscayne Park, Broward	1
Boca Rotan, Unknown	1
Alpharetta, Alachua	1
Apalachicola, Leon	1
Brooksville, Columbia	1
Bryn Mawr, Collier	1

COVID-19: characteristics of 2,046,280 Florida resident cases

Data through Apr 4, 2021 verified as of Apr 5, 2021 at 09:25 AM

Data in this report are provisional and subject to change.

The table below includes the cities and counties of residence for cases in Florida residents based on the patient's ZIP Code. Note that city is not always received as part of the initial notification and may be missing while the case is being investigated.

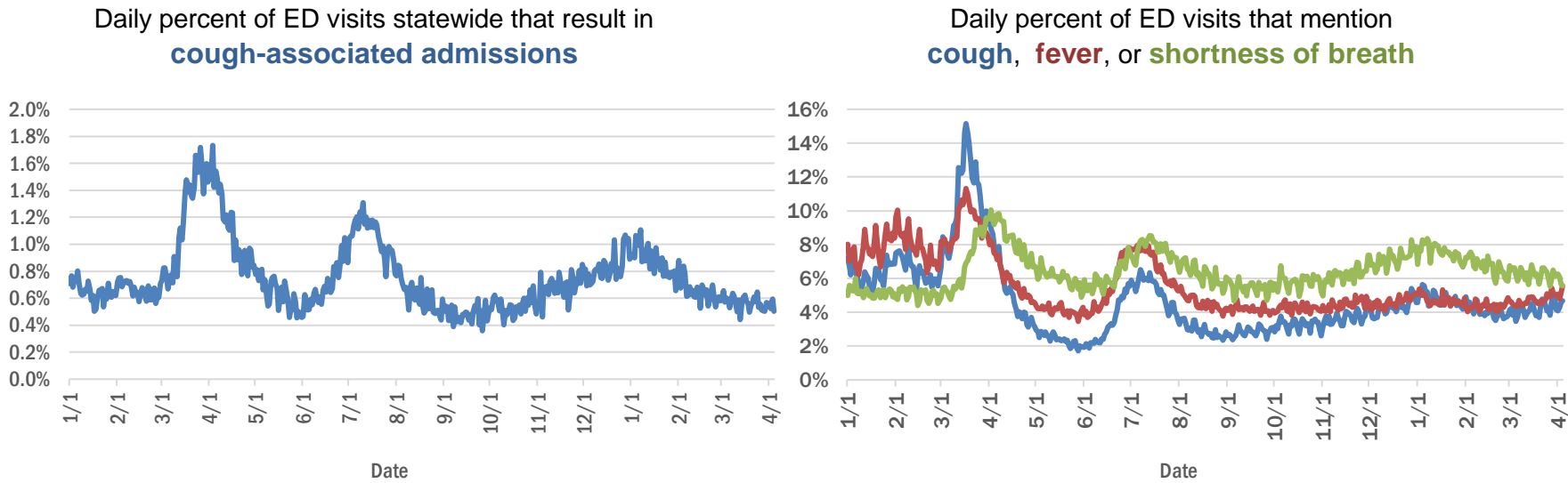
City and county	Cases
Canfield, Duval	1
Naugatuck, Lee	1
New Vernon, Sarasota	1
New York, Broward	1
Newport Beach, Palm Beach	1
North Adams, Manatee	1
North Little Rock, Palm Beach	1
Myakka, Duval	1
Maitland, Unknown	1
Matlacha Island, Lee	1
Melbourne, Orange	1
Miami Beach, Palm Beach	1
Miami Granders, Dade	1
Missing, Baker	1
Middleburg, Unknown	1
Milford, Palm Beach	1
Milford, Polk	1
Minneapolis, Broward	1
Johns Island, Wakulla	1
Killarney, Orange	1
Knoxville, Duval	1
Havanna, Gadsden	1
Jacksonville, Palm Beach	1
Hilliard, Dade	1
Hollywood, Leon	1
Holt, Unknown	1
Homestead, Monroe	1
Humble, Broward	1
Green, Clay	1
Greensburg, Orange	1
Greenville, Monroe	1
Gulf Shores, Escambia	1
Los Angeles, Polk	1
Lakeland, Pasco	1
Lakewood, Unknown	1
Lake City, Volusia	1
Total	2,046,280

COVID-19: additional surveillance information

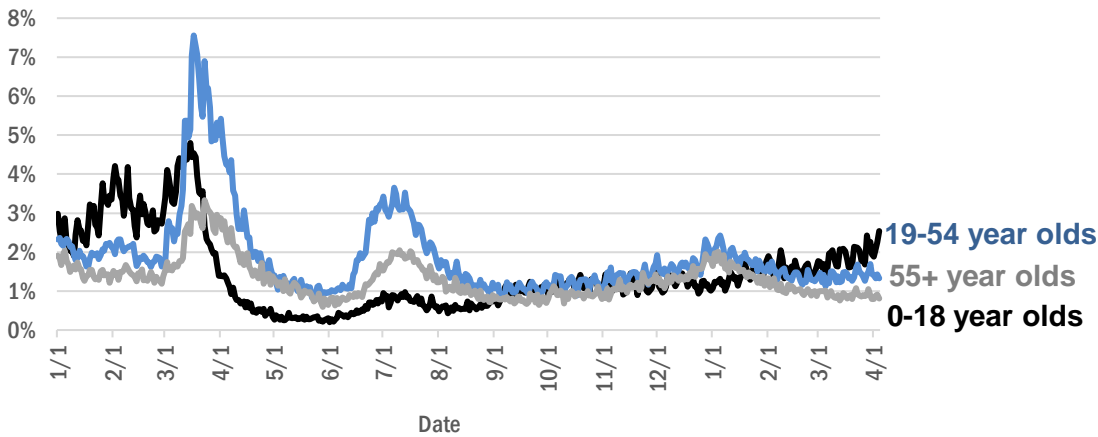
Data through Apr 4, 2021 verified as of Apr 5, 2021 at 09:25 AM

Data in this report are provisional and subject to change.

Statewide emergency department (ED) chief complaint and admission data



Daily percent of ED visits statewide that mention cough by age group



The Electronic Surveillance System for the Early Notification of Community-Based Epidemics (ESSENCE-FL) includes chief complaint data from 211 of 211 Florida EDs. Data are transmitted electronically to ESSENCE-FL daily or hourly.

COVID-19: testing by laboratory

Data through Apr 4, 2021 verified as of Apr 5, 2021 at 09:25 AM

Data in this report are provisional and subject to change.

The numbers in the table below represent the number of Florida and non-Florida residents for whom test results were received by the Department of Health. A person can be tested by more than one laboratory and can have both positive and negative results. **Therefore, the sum of the numbers in each column will be larger than the total number of people tested.**

Reporting lab	Inconclusive	Negative	Positive	Percent positive	Total
CURATIVE LABS	15,298	1,658,292	255,195	13%	1,928,785
LABORATORY CORPORATION OF AMERICA	2,591	1,646,904	223,931	12%	1,873,426
QUEST DIAGNOSTICS	11,985	1,388,998	203,989	13%	1,604,972
BIO REFERENCE LABORATORIES, INC	7,568	951,804	183,188	16%	1,142,560
HELIX	9,396	684,868	119,560	15%	813,824
REALTOX LABS LLC	6,655	607,852	99,850	14%	714,357
NOMI_HEALTH	3,131	497,740	68,607	12%	569,478
RCA LABORATORY SERVICES, LLC/GENETWORX		442,992	48,618	10%	491,610
GENETWORX	661	390,598	32,986	8%	424,245
CDR MAGUIRE - HEALTH CARE CENTER		338,622	51,559	13%	390,181
PALM BEACH BALLPARK		286,084	30,061	10%	316,145
PWNHEALTH	1,824	252,737	34,039	12%	288,600
IMPACT HEALTH BIOMETRIC TESTING, INC	1,045	226,482	27,090	11%	254,617
EAST FLORIDA STATE COLLEGE - BREVARD ☐		212,886	26,986	11%	239,872
BPHL-JACKSONVILLE	18	193,418	33,243	15%	226,679
ADVENTHEALTH LAB	99	173,855	22,245	11%	196,199
NOMI HEALTH LAB SERVICES		172,675	19,949	10%	192,624
FULGENT DIAGNOSTICS LABORATORY	3,655	165,867	18,830	10%	188,352
BPHL-MIAMI	225	152,533	25,587	14%	178,345
MAKO GENOMICS	8,018	143,346	26,317	15%	177,681
CB SMITH PARK		150,114	18,792	11%	168,906
MAYO CLINIC LABORATORIES	338	141,327	17,617	11%	159,282
BAYCARE LABORATORIES LLC	619	139,415	11,928	8%	151,962
ELABNETWORK	1,059	138,873	11,893	8%	151,825
MEMORIAL REGIONAL HOSPITAL SOUTH	30	119,819	24,257	17%	144,106
ORLANDO HEALTH SYSTEM	684	124,107	12,609	9%	137,400
ASCENSION SACRED HEART HOSPITAL - PENSACOLA	2	117,554	18,021	13%	135,577
AEGIS SCIENCES CORPORATION	1,143	113,349	18,573	14%	133,065
NORTHWEST LABORATORY	247	121,099	6,477	5%	127,823
BIOCOLLECTIONS WORLDWIDE, INC	739	113,341	13,658	11%	127,738
AKESOGEN		96,914	18,695	16%	115,609
ADVENT HEALTH LAB	112	101,258	13,955	12%	115,325
TESTING MATTERS INC	897	96,354	17,295	15%	114,546
MEDICAL DIAGNOSTIC LABORATORIES	977	98,601	14,220	12%	113,798
BPHL-TAMPA (SPECTRUM BLVD)	45	92,245	16,989	16%	109,279
UF HEALTH MEDICAL LAB	33	99,665	9,424	9%	109,122
TAMPA GENERAL HOSPITAL	4	96,027	9,168	9%	105,199
DIATHERIX LABORATORIES (VRL EUROFINs)	1	86,711	12,827	13%	99,539
KORVALABS, INC	1,285	91,659	4,710	5%	97,654
BAPTIST HEALTH SOUTH FLORIDA	372	82,252	12,410	13%	95,034
SUNPATH MEDICAL DIAGNOSTICS LABORATORY	834	78,946	12,173	13%	91,953
ASCENSION ST VINCENT'S - RIVERSIDE	1	73,858	10,261	12%	84,120
SOUTH MIAMI HOSPITAL LAB	450	68,366	9,685	12%	78,501
LAKELAND REGIONAL MEDICAL CENTER	129	69,157	8,967	11%	78,253
JACKSON MEMORIAL HOSPITAL CLINICAL LAB	79	65,999	11,775	15%	77,853
UF HEALTH SHANDS HOSPITAL	508	63,789	4,605	7%	68,902
INGENIOUS PERSONALIZED MEDICINE	222	57,070	11,574	17%	68,866

COVID-19: testing by laboratory

Data through Apr 4, 2021 verified as of Apr 5, 2021 at 09:25 AM

Data in this report are provisional and subject to change.

The numbers in the table below represent the number of Florida and non-Florida residents for whom test results were received by the Department of Health. A person can be tested by more than one laboratory and can have both positive and negative results. **Therefore, the sum of the numbers in each column will be larger than the total number of people tested.**

Reporting lab	Inconclusive	Negative	Positive	Percent positive	Total
AMERICAN HEALTH ASSOCIATES	9	62,109	5,241	8%	67,359
AIT LABORATORIES		54,014	6,615	11%	60,629
APPLIED INGENUITY DIAGNOSTICS LLC		57,343	2,718	5%	60,061
MINUTECLINIC LLC		48,596	8,284	15%	56,880
BAPTIST HEALTH - JACKSONVILLE	4	51,639	4,044	7%	55,687
GENESIS REFERENCE LABORATORIES		48,821	5,259	10%	54,080
ARUP LABORATORIES	16	50,093	2,927	6%	53,036
TALLAHASSEE MEMORIAL HOSPITAL	240	45,486	5,544	11%	51,270
ADVENTIST HEALTH SYSTEMS SUNBELT INC DBA		44,803	5,547	11%	50,350
SARASOTA MEMORIAL HOSPITAL MAIN LAB	12	45,832	3,909	8%	49,753
BROWARD GENERAL MEDICAL CENTER-CLINICAL LAB	2	43,371	4,724	10%	48,097
NICKLAUS CHILDREN'S HOSPITAL	72	41,419	5,396	12%	46,887
FLORIDA HOSPITAL - TAMPA	37	42,545	3,432	7%	46,014
VIRACOR EUROFINS		35,866	9,843	22%	45,709
MILLENNIUM PHYSICIAN GROUP	17	36,089	7,026	16%	43,132
DWIC OF TAMPA BAY INC		37,931	4,890	11%	42,821
UNIVERSITY OF MIAMI HOSPITAL	144	37,609	3,803	9%	41,556
LEE HEALTH - CAPE CORAL HOSPITAL	3	35,689	5,767	14%	41,459
MEDFAST URGENT CARE CENTERS, LLC	20	35,649	5,348	13%	41,017
UF HEALTH JACKSONVILLE	55	35,783	4,102	10%	39,940
ECCO LAB GROUP CO	533	33,422	4,687	12%	38,642
ORANGE COUNTY CONVENTION CENTER		33,330	3,710	10%	37,040
INTEGRATED REGIONAL LABORATORIES LLP	13	31,239	4,424	12%	35,676
MIAMI DADE COUNTY☐		32,091	3,527	10%	35,618
WALGREENS	36	29,853	5,516	16%	35,405
MOUNT SINAI MEDICAL CENTER	11	31,197	3,336	10%	34,544
NORTH FLORIDA REGIONAL MEDICAL CENTER		30,977	3,544	10%	34,521
BRANDON REGIONAL HOSPITAL		29,539	3,817	11%	33,356
ST JOSEPHS HOSPITAL LABORATORY	23	29,530	3,733	11%	33,286
AMELIA EARHART		28,011	4,384	14%	32,395
JUPITER MEDICAL CENTER LAB	84	29,250	2,846	9%	32,180
STS LAB 2 LLC	6	30,450	1,631	5%	32,087
GENESIS MEDICAL LABORATORY	434	26,448	4,751	15%	31,633
NIGHT LITE PEDIATRIC CENTER LLC		28,225	2,998	10%	31,223
JFK MEDICAL CENTER LAB	1	26,690	3,410	11%	30,101
PALMETTO GENERAL HOSPITAL LAB	3	24,755	4,845	16%	29,603
HOLY CROSS HOSPITAL CLINICAL LAB	1	26,508	2,507	9%	29,016
WATSON CLINIC LLP		23,494	5,402	19%	28,896
AVENTUS BIO LABS	16	23,681	3,354	12%	27,051
MALABAR MEDICAL WALK IN CLINIC	1	22,349	4,399	16%	26,749
HEALTHLINK DIAGNOSTIC LABORATORIES	296	23,843	2,420	9%	26,559
INFINITY BIOLOGIX LLC (GINKO BIOWORKS)	108	25,115	1,170	4%	26,393
ACCESS DX LABORATORY	225	22,845	2,108	8%	25,178
MORTON PLANT HOSPITAL-ADLER INSTITUTE	26	21,609	2,620	11%	24,255

COVID-19: testing by laboratory

Data through Apr 4, 2021 verified as of Apr 5, 2021 at 09:25 AM

Data in this report are provisional and subject to change.

The numbers in the table below represent the number of Florida and non-Florida residents for whom test results were received by the Department of Health. A person can be tested by more than one laboratory and can have both positive and negative results. **Therefore, the sum of the numbers in each column will be larger than the total number of people tested.**

Reporting lab	Inconclusive	Negative	Positive	Percent positive	Total
CLEVELAND CLINIC HOSPITAL LAB	4	21,330	2,451	10%	23,785
CLEVELAND CLINIC TRADITION HOSPITAL		22,079	1,698	7%	23,777
LAB DIAGNOSTICS LLC	395	17,651	5,349	23%	23,395
PANCARE OF FLORIDA INC		20,814	2,515	11%	23,329
DRS CLACK SPENCER WHITE & MCCORMACK PA D/B/A		21,039	2,081	9%	23,120
SAINT MARY'S MEDICAL CENTER	26	20,577	2,309	10%	22,912
UNITED CLINICAL LABORATORY LLC	3	19,918	2,595	12%	22,516
STATLAB_MOBILE	1	20,399	2,059	9%	22,459
NAPLES COMMUNITY HOSPITAL	72	19,798	2,047	9%	21,917
BAYFRONT HEALTH - ST PETERSBURG	17	18,767	2,538	12%	21,322
PATIENTS FIRST LAKE ELLA MEDICAL CENTER PA		17,978	3,288	15%	21,266
MIAMI BEACH CONVENTION CENTER		19,783	1,402	7%	21,185
ADVENT HEALTH - DAYTONA BEACH	32	18,890	1,718	8%	20,640
EXACT SCIENCES LABORATORIES		18,177	2,307	11%	20,484
OSCEOLA REGIONAL MEDICAL CENTER	1	17,267	2,396	12%	19,664
LEESBURG REGIONAL MEDICAL CENTER		17,110	2,342	12%	19,452
HOMESTEAD HOSPITAL CLINICAL LABORATORY	27	15,842	3,345	17%	19,214
CLARITY LAB SOLUTIONS	101	16,935	2,001	11%	19,037
MEMORIAL HOSPITAL JACKSONVILLE	8	15,803	2,794	15%	18,605
NORTHWEST MEDICAL CENTER	1	16,154	2,244	12%	18,399
ORANGE PARK MEDICAL CENTER	9	15,027	2,722	15%	17,758
INDIAN RIVER PATHOLOGY LLC		16,313	1,288	7%	17,601
HEALTH CENTER AT SINAI RESIDENCES		16,930	506	3%	17,436
BETHESDA HOSPITAL EAST		15,858	1,574	9%	17,432
OAK HILL HOSPITAL		15,352	1,881	11%	17,233
VISTA CLINICAL DIAGNOSTICS	489	14,863	1,874	11%	17,226
BIOCERNA LABS	461	14,582	2,112	12%	17,155
DELRAY MEDICAL CENTER LAB	3	15,429	1,719	10%	17,151
LAWNWOOD REGIONAL MEDICAL CENTER	1	14,581	2,300	14%	16,882
ACCESS MEDICAL LABORATORIES	4	8,674	8,197	49%	16,875
MEMORIAL REGIONAL HOSPITAL CLINICAL LABORATORY	10	15,545	1,039	6%	16,594
WEST KENDALL BAPTIST HOSPITAL	14	13,471	3,063	19%	16,548
WELLINGTON REGIONAL MED CTR LAB	6	14,468	1,798	11%	16,272
THE HEALTHCARE DISTRICT OF PALM BEACH COUNTY	51	14,177	2,008	12%	16,236
BAPTIST HEALTH - SOUTH		14,986	1,240	8%	16,226
FULGENT DIAGNOSTICS	171	14,994	990	6%	16,155
ADVENTHEALTH CENTRA CARE LAKE BUENA VISTA		14,145	1,876	12%	16,021
LARGO MEDICAL CENTER		14,144	1,701	11%	15,845
WINTER HAVEN HOSPITAL CLINICAL LABORATORY	4	13,414	2,380	15%	15,798
BAPTIST HEALTHCARE - BAPTIST HOSPITAL	5	12,228	3,227	21%	15,460
MOLECULAR INFECTIOUS DISEASES	563	14,262	616	4%	15,441
SYNERGY DIAGNOSTIC LABORATORY	98	13,517	1,799	12%	15,414
PRIVA PATH LABS	79	14,344	986	6%	15,409
UHEALTH CORAL GABLES/LENNAR MED CTR	45	14,283	1,024	7%	15,352
NEMOURS CHILDRENS HOSPITAL	1	14,426	872	6%	15,299

COVID-19: testing by laboratory

Data through Apr 4, 2021 verified as of Apr 5, 2021 at 09:25 AM

Data in this report are provisional and subject to change.

The numbers in the table below represent the number of Florida and non-Florida residents for whom test results were received by the Department of Health. A person can be tested by more than one laboratory and can have both positive and negative results. **Therefore, the sum of the numbers in each column will be larger than the total number of people tested.**

Reporting lab	Inconclusive	Negative	Positive	Percent positive	Total
LEE HEALTH - LEE MEMORIAL HOSPITAL		11,625	3,653	24%	15,278
MEDICAL CENTER OF TRINITY CLINICAL LABORATORY	2	13,504	1,532	10%	15,038
MEDRITE MEDICAL CARE, PC	6,839	7,450	712	5%	15,001
PALMS WEST HOSPITAL LAB	2	12,983	2,007	13%	14,992
WEST FLORIDA HOSPITAL LAB	1	11,859	3,062	21%	14,922
LABS ASAP LLC		13,418	1,391	9%	14,809
CARDIOPATH	84	12,724	1,875	13%	14,683
NONA SCIENTIFIC	5	11,510	3,143	21%	14,658
INDIAN RIVER MEDICAL CENTER LAB		13,669	852	6%	14,521
WESTSIDE REGIONAL MED CTR	2	12,333	2,113	15%	14,448
GOOD SAMARITAN MEDICAL CENTER LAB	2	12,611	1,822	13%	14,435
MERCY HOSPITAL A CAMPUS OF PLANTATION GEN HOSP LAB	1	12,166	2,183	15%	14,350
NATIONWIDE LABORATORY SERVICES INC	476	12,053	1,639	12%	14,168
REGIONAL MEDCIAL CENTER BAYONET POINT	2	12,957	1,101	8%	14,060
THE VILLAGES REGIONAL HOSPITAL		12,516	1,388	10%	13,904
GULF COAST MEDICAL CENTER MICROLAB		10,833	2,871	21%	13,704
AVENTURA HOSPITAL LAB		10,787	2,481	19%	13,268
CORAL GABLES HOSPITAL CLINICAL LABORATORY		11,223	1,995	15%	13,218
CAPITAL REGIONAL MEDICAL CTR		10,551	2,409	19%	12,960
BAPTIST HEALTH SOUTH FLORIDA - WEST KENDALL URGENT CARE		10,839	2,116	16%	12,955
ST ANTHONY'S HOSPITAL LAB	30	11,301	1,588	12%	12,919
BLAKE MEDICAL CENTER		11,342	1,533	12%	12,875
WEST BOCA MEDICAL CENTER LAB		11,894	950	7%	12,844
HALIFAX MEDICAL CENTER LAB	38	10,929	1,864	15%	12,831
PRECISION HEALTH RESOURCES LLC		11,927	792	6%	12,719
MANATEE MEMORIAL HOSPITAL		11,598	1,067	8%	12,665
LEE HEALTH - HEALTH PARK MEDICAL CENTER		10,592	1,961	16%	12,553
PALM BEACH GARDENS MEDICAL CTR LAB		11,179	1,206	10%	12,385
GENOVA DIAGNOSTICS LABORATORY	67	11,149	1,091	9%	12,307
ST JOSEPHS HOSPITAL	18	10,475	1,729	14%	12,222
FLORIDA LABORATORY ANALYSIS		10,713	1,507	12%	12,220
LAKE CITY HM		11,147	988	8%	12,135
BINAXNOW	9	9,179	2,875	24%	12,063
PATHNOSTICS	41	9,570	2,418	20%	12,029
PWN HEALTH	17	9,886	2,075	17%	11,978
FLORIDA HOSPITAL WATERMAN LABORATORY	70	10,997	863	7%	11,930
LARKIN COMMUNITY HOSPITAL	10	10,291	1,521	13%	11,822
FLORIDA HOSPITAL HEARTLAND MED CTR CLINICAL LAB	33	10,265	1,472	13%	11,770
ST MARKS HOSPITAL LABORATORY B	78	10,627	1,002	9%	11,707
PLANTATION GENERAL HOSPITAL		9,927	1,780	15%	11,707
LAKE CITY MEDICAL CENTER		9,448	2,245	19%	11,693
COAST DIAGNOSTICS LLC	45	10,324	1,249	11%	11,618
PHYSICIANS REGIONAL MEDICAL CENTER - PINE RIDGE RD	1	10,378	1,193	10%	11,572
VIKOR SCIENTIFIC	49	9,456	1,834	16%	11,339
FLORIDA MEDICAL CENTER - A CAMPUS OF NORTH SHORE	2	9,918	1,355	12%	11,275
MEASE COUNTRYSIDE LAB	14	9,993	1,261	11%	11,268
EXPRESS GENE MOLECULAR DIAGNOSTICS LABORATORY		9,716	1,493	13%	11,209

COVID-19: testing by laboratory

Data through Apr 4, 2021 verified as of Apr 5, 2021 at 09:25 AM

Data in this report are provisional and subject to change.

The numbers in the table below represent the number of Florida and non-Florida residents for whom test results were received by the Department of Health. A person can be tested by more than one laboratory and can have both positive and negative results. **Therefore, the sum of the numbers in each column will be larger than the total number of people tested.**

Reporting lab	Inconclusive	Negative	Positive	Percent positive	Total
CernerELR_Advent		9,804	1,381	12%	11,185
ADVENT HEALTH - WESLEY CHAPEL	14	10,064	1,037	9%	11,115
CENTRAL FLORIDA REGIONAL HOSPITAL		9,908	1,162	10%	11,070
AMERICAN FAMILY CARE	1	6,520	4,490	41%	11,011
ADVENTHEALTH CENTRA CARE WATERFORD LAKES		9,194	1,772	16%	10,966
DOCTORS HOSPITAL	7	9,201	1,739	16%	10,947
NORTHSIDE HOSPITAL AND HEART INSTITUTE		9,779	1,074	10%	10,853
SARKIS CLINICAL TRIALS	25	9,318	1,310	12%	10,653
CORAL SPRINGS MED CTR		9,602	1,032	10%	10,634
JOHNS HOPKINS ALL CHILDREN'S HOSPITAL		9,950	678	6%	10,628
LEON MEDICAL CENTERS LLC		8,427	2,169	20%	10,596
FLORIDA HOSPITAL DELAND	10	9,272	1,271	12%	10,553
NCF DIAGNOSTICS & DNA TECHNOLOGIES LAB	164	9,857	524	5%	10,545
LARKIN COMMUNITY HOSPITAL INC DBA CARDIOTROPIC		6,819	3,620	35%	10,439
HEALTHQUEST ESOTERICS		8,798	1,523	15%	10,321
BAPTIST HEALTH SOUTH FLORIDA - COUNTRY WALK URGENT CARE		8,507	1,806	18%	10,313
LABSTAT LLC	20	9,716	459	5%	10,195
ADVENTHEALTH CENTRA CARE ST CLOUD	1	8,706	1,390	14%	10,097
WEST PALM HOSPITAL LAB		9,301	775	8%	10,076
AVECINA MEDICAL	4	6,205	3,690	37%	9,899
SRQ DRIVE THROUGH☐		8,944	905	9%	9,849
SYNERGY LABORATORIES	34	8,635	1,146	12%	9,815
P4 CLINICAL, LLC	204	8,634	964	10%	9,802
MEDARBOR DIAGNOSTICS	1	8,584	1,145	12%	9,730
AVECINA	20	9,006	704	7%	9,730
OCALA REGIONAL MEDICAL CENTER		8,465	1,223	13%	9,688
PALM BEACH BALL PARK		8,607	1,026	11%	9,633
BROWARD HEALTH NORTH CLINICAL LABORATORY		8,550	1,076	11%	9,626
BOSTON HEART DIAGNOSTICS CORP		8,389	1,204	13%	9,593
H LEE MOFFITT CANCER CENTER LABORATORY	2	9,248	246	3%	9,496
NORTH SHORE MEDICAL CENTER		7,874	1,577	17%	9,451
FLORIDA HOSPITAL FLAGLER	29	8,516	888	9%	9,433
GENE BY GENE, GENOMICS RESEARCH CENTER LAB	44	8,716	588	6%	9,348
FLORIDA HOSPITAL ZEPHYRHILLS	10	8,243	1,029	11%	9,282
LEE HEALTH - GULF COAST MEDICAL CENTER	2	7,519	1,754	19%	9,275
FLORIDA HOSPITAL OF CARROLLWOOD	23	7,948	1,301	14%	9,272
SANTA ROSA MEDICAL CENTER	2	7,571	1,490	16%	9,063
INFORM DIAGNOSTICS, INC		8,545	509	6%	9,054
CERNERELR_BAYCARE	43	8,320	616	7%	8,979
BAPTIST HEALTH - BEACHES		8,234	660	7%	8,894
CLEVELAND CLINIC MARTIN SOUTH HOSPITAL	1	7,765	933	11%	8,699
ADVENTHEALTH CENTRA CARE UNIVERSITY	1	7,690	994	11%	8,685
FAU		8,035	647	7%	8,682
BAPTIST HEALTH SOUTH FLORIDA - MIAMI LAKES URGENT CARE		6,814	1,853	21%	8,667
ANNE BATES LEACH EYE HOSPITAL/ ABLEH MICROBIOLOGY LABORATORY	9	8,535	121	1%	8,665
ADVENTHEALTH CENTRA CARE CLERMONT		7,483	1,179	14%	8,662
SOUTH BAY HOSPITAL CLINICAL LAB	1	7,699	906	11%	8,606

COVID-19: testing by laboratory

Data through Apr 4, 2021 verified as of Apr 5, 2021 at 09:25 AM

Data in this report are provisional and subject to change.

The numbers in the table below represent the number of Florida and non-Florida residents for whom test results were received by the Department of Health. A person can be tested by more than one laboratory and can have both positive and negative results. **Therefore, the sum of the numbers in each column will be larger than the total number of people tested.**

Reporting lab	Inconclusive	Negative	Positive	Percent positive	Total
MEMORIAL HOSPITAL WEST LABORATORY SERVICES	14	7,779	768	9%	8,561
BAYCARE COMMUNITY HEALTH		8,364	197	2%	8,561
CLEVELAND CLINIC MARTIN NORTH HOSPITAL		7,578	930	11%	8,508
NCH DOWNTOWN NAPLES HOSPITAL	16	7,727	700	8%	8,443
ADVENTHEALTH CENTRA CARE WINTER PARK		7,568	863	10%	8,431
ADVENTHEALTH CENTRA CARE WINTER GARDEN	1	7,466	947	11%	8,414
INDIAN RIVER MEDICAL CENTER		7,381	1,006	12%	8,387
POINCIANA MEDICAL CENTER		6,598	1,770	21%	8,368
MEMORIAL HOSPITAL MICRO		7,810	556	7%	8,366
AVECINA MEDICAL OAKLEAF	3	6,977	1,330	16%	8,310
CERNERELR_BAPTISTMIAMI	31	7,313	862	11%	8,206
FLORIDA HOSPITAL OCALA		7,220	977	12%	8,197
WEST MARION COMMUNITY HOSPITAL LAB		6,842	1,337	16%	8,179
ST LUCIE MEDICAL CENTER		6,616	1,536	19%	8,152
ISPM LABS, LLC DBA CAPSTONE DIAGNOSTICS, LLC		7,727	394	5%	8,121
ADVENTHEALTH CENTRA CARE LAKELAND	1	6,969	1,054	13%	8,024
LAKEWOOD RANCH MEDICAL CENTER		7,311	618	8%	7,929
LEE DAVIS COMMUNITY RESOURCE CENTER		6,811	1,090	14%	7,901
KD MEDICAL CHOICE LLC	5	7,133	736	9%	7,874
FLORIDA HOSPITAL FISH MEMORIAL	19	6,675	1,167	15%	7,861
ADVENTHEALTH CENTRA CARE LEE ROAD		6,960	820	11%	7,780
MORTON PLANT-MEASE	5	6,974	752	10%	7,731
NCH NORTH NAPLES HOSPITAL	8	6,934	748	10%	7,690
ATLANTIS URGENT CARE	12	5,975	1,674	22%	7,661
ARCPOINT LABS OF FORT MYERS	5	6,726	918	12%	7,649
NCH NORTH NAPLES HOSPITAL LAB	15	6,733	830	11%	7,578
ADVENTHEALTH CENTRA CARE HUNTERS CREEK	3	6,532	994	13%	7,529
ADVENTHEALTH CENTRA CARE DR PHILLIPS		6,792	734	10%	7,526
BAPTIST HEALTH SOUTH FLORIDA - WESTCHESTER URGENT CARE		6,185	1,336	18%	7,521
QDX PATHOLOGY SERVICES	2	7,079	416	6%	7,497
BAYFRONT HEALTH - PORT CHARLOTTE		6,804	569	8%	7,373
ADVENTHEALTH CENTRA CARE SANFORD		6,469	877	12%	7,346
HIALEAH HOSPITAL	4	5,729	1,596	22%	7,329
BAPTIST HEALTH SOUTH FLORIDA - DORAL URGENT CARE		5,772	1,403	20%	7,175
ADVENTHEALTH CENTRA CARE LAKE MARY	2	6,245	927	13%	7,174
ADVENTHEALTH CENTRA CARE MOUNT DORA		6,014	1,085	15%	7,099
ADVENTHEALTH CENTRA CARE APOPKA	1	6,079	1,000	14%	7,080
OVIEDO MEDICAL CENTER		6,328	716	10%	7,044
BAPTIST HEALTH - NASSAU		6,636	360	5%	6,996
HOLIDAY CVS LLC		6,620	370	5%	6,990
ADVENTHEALTH CENTRA CARE KISSIMMEE		6,272	695	10%	6,967
ADVENTIST HEALTH SYSTEMS, SUNBELT INC		6,029	905	13%	6,934
AVERO DIAGNOSTICS - IRVING	11	6,445	473	7%	6,929
COMMUNITY HEALTH CENTERS OF PINELLAS INC		5,599	1,321	19%	6,920
MEDEXPRESS URGENT CARE	2	4,718	2,128	31%	6,848
MEDEXPRESS URGENT CARE OF BOYNTON BEACH LLC		6,303	540	8%	6,843
LUMINUS DIAGNOSTICS		6,280	556	8%	6,836

COVID-19: testing by laboratory

Data through Apr 4, 2021 verified as of Apr 5, 2021 at 09:25 AM

Data in this report are provisional and subject to change.

The numbers in the table below represent the number of Florida and non-Florida residents for whom test results were received by the Department of Health. A person can be tested by more than one laboratory and can have both positive and negative results. **Therefore, the sum of the numbers in each column will be larger than the total number of people tested.**

Reporting lab	Inconclusive	Negative	Positive	Percent positive	Total
PARAMOUNT URGENT CARE	2	3,727	3,081	45%	6,810
IMPERIAL POINT MEDICAL CENTER		6,205	589	9%	6,794
LEE HEALTH CONVENIENT CARE - PAGE FIELD		6,034	757	11%	6,791
UNKNOWN	4	3,489	3,222	48%	6,715
EGLIN AIR FORCE BASE	14	5,020	1,649	25%	6,683
ST PETERSBURG GENERAL HOSPITAL		5,664	982	15%	6,646
VISTA CLINICAL	8	3,882	2,716	41%	6,606
EMPIRE CITY LABORATORIES INC	83	5,607	912	14%	6,602
ADVENTHEALTH CENTRA CARE ALTAMONTE		5,753	824	13%	6,577
SUNCOAST PATHOLOGY ASSOCIATES		6,003	558	9%	6,561
ST JOSEPHS NORTH HOSPITAL LAB	7	5,549	936	14%	6,492
DYNIX DIAGNOSTIX		5,862	612	9%	6,474
CLINICAL REFERENCE LABORATORY	2	6,142	325	5%	6,469
SOLARIS DIAGNOSTICS	10	5,869	582	9%	6,461
FORT WALTON BEACH MEDICAL CENTER		5,479	906	14%	6,385
ACUTIS DIAGNOSTICS	171	5,134	1,078	17%	6,383
EMERALD COAST URGENT CARE		4,891	1,467	23%	6,358
MEDEXPRESS URGENT CARE HUDSON		5,477	867	14%	6,344
ADVENTHEALTH EXPRESS CARE		5,222	1,107	17%	6,329
SPORTS DRUG TESTING LABORATORY	89	6,074	157	2%	6,320
ADVENTHEALTH CENTRA CARE AZALEA PARK		5,298	877	14%	6,175
AHCC WESLEY CHAPEL		5,463	695	11%	6,158
FLORIDA HOSPITAL NORTH PINELLAS	11	5,629	493	8%	6,133
NORTHWEST FLORIDA COMMUNITY HOSPITAL	46	4,629	1,443	24%	6,118
MINUTECLINIC LLC		5,144	887	15%	6,031
MICROGEN DX	4	5,308	715	12%	6,027
BAPTIST HEALTH SOUTH FLORIDA - PEMBROKE PINES URGENT CARE		4,999	1,022	17%	6,021
ADVENTHEALTH CENTRA CARE OVIEDO		5,156	848	14%	6,004
ADVENT HEALTH - HEART OF FLORIDA ER	1	5,128	797	13%	5,926
BAYFRONT HEALTH - VENICE REGIONAL MEDICAL	1	5,374	537	9%	5,912
ANGEL KIDS PEDIATRICS		5,543	321	5%	5,864
MINUTECLINIC		5,015	844	14%	5,859
URGENT CARE OF THE PALM BEACHES		4,825	934	16%	5,759
PRO CLINIC		4,665	1,078	19%	5,743
PUTNAM COMMUNITY MEDICAL CENTER		5,036	707	12%	5,743
MINUTECLINIC LLC #3703		4,702	1,037	18%	5,739
FLORIDA COMMUNITY HEALTH CENTER		4,569	1,153	20%	5,722
DOCTORS URGENT CARE LLC	1	4,655	1,054	18%	5,710
SOUTH FLORIDA BAPTIST HOSPITAL MICRO	4	4,754	943	17%	5,701
ADVENTHEALTH CENTRA CARE LONGWOOD		4,961	688	12%	5,649
MINUTECLINIC LLC #1067		4,848	758	14%	5,606
ADVENTHEALTH CENTRA CARE SOUTH ORANGE		4,804	785	14%	5,589
COASTAL MED URGENT CARE		4,054	1,526	27%	5,580
SUNRISE MEDICAL LABORATORIES	2	5,162	392	7%	5,556
LABORATORY OF FLORIDA LLC	41	5,015	435	8%	5,491
ADVENTHEALTH CENTRA CARE ORANGE LAKE		4,850	637	12%	5,487
MEDICAL DNA LABS LLC	3	4,970	477	9%	5,450

COVID-19: testing by laboratory

Data through Apr 4, 2021 verified as of Apr 5, 2021 at 09:25 AM

Data in this report are provisional and subject to change.

The numbers in the table below represent the number of Florida and non-Florida residents for whom test results were received by the Department of Health. A person can be tested by more than one laboratory and can have both positive and negative results. **Therefore, the sum of the numbers in each column will be larger than the total number of people tested.**

Reporting lab	Inconclusive	Negative	Positive	Percent positive	Total
MINUTECLINIC LLC #8396		4,644	803	15%	5,447
TROPICANA FIELD - LOT 2□	19	4,935	493	9%	5,447
HEALTH FIRST ADVENTHEALTH CENTRA CARE - TITUSVILLE		4,614	827	15%	5,441
DOCTORS URGENT CARE OF LUTZ LLC	1	4,377	1,054	19%	5,432
FLORIDA FAMILY LABORATORY, INC DBA	44	4,951	433	8%	5,428
ADVENTHEALTH CENTRA CARE PORT ORANGE		4,553	859	16%	5,412
ADVENTHEALTH CENTRA CARE SAND LAKE		4,772	568	11%	5,340
UNIVERSITY HOSPITAL AND MEDICAL CENTER		4,075	1,265	24%	5,340
HOLMES REG MED CENTER CLINICAL LAB		4,698	609	11%	5,307
BAPTIST HEALTH SOUTH FLORIDA - CORAL SPRINGS URGENT CARE		4,541	760	14%	5,301
ESCAMBIA COMMUNITY CLINICS INC	8	4,005	1,284	24%	5,297
MEDEXPRESS URGENT CARE - ROYAL PALM BEACH		4,728	567	11%	5,295
URGENT CARE CURE	2	4,556	737	14%	5,295
MEDCOMP SCIENCES LLC	120	3,192	1,978	37%	5,290
WELLINGTON REGIONAL MEDICAL CENTER		4,854	425	8%	5,279
BAPTIST HEALTH - NORTH		4,177	1,093	21%	5,270
MARTIN HOSPITAL SOUTH LAB		4,966	290	6%	5,256
MEDEXPRESS URGENT CARE - ESTERO		4,703	539	10%	5,242
PALMS OF PASADENA HOSPITAL		4,664	557	11%	5,221
ADVENTHEALTH CENTRA CARE LEESBURG		4,251	946	18%	5,197
MEDEXPRESS URGENT CARE - GOLDEN GATE		4,578	600	12%	5,178
BAPTIST HEALTH SOUTH FLORIDA - KENDALE LAKES URGENT CARE		4,137	995	19%	5,132
WESTCHESTER HOSPITAL	23	4,162	931	18%	5,116
DOCTORS HOSPITAL OF SARASOTA CLINICAL LABORATORY		4,460	647	13%	5,107
TRINITY SPRINGS		4,372	729	14%	5,101
THE CENTER FOR URGENT CARE	3	4,265	827	16%	5,095
BAPTIST HEALTH SOUTH FLORIDA - TAMiami TRAIL URGENT CARE		4,082	986	19%	5,068
HEALTH FIRST ADVENTHEALTH CENTRA CARE GATEWAY	1	4,549	511	10%	5,061
ALTRU DIAGNOSTICS INC	4	4,877	169	3%	5,050
MEDEXPRESS URGENT CARE PALM BEACH GARDENS		4,604	444	9%	5,048
PEDIATRIC HEALTH CARE ALLIANCE PA		4,596	421	8%	5,017
TALLAHASSEE PRIMARY CARE ASSOCIATES		4,390	595	12%	4,985
RAULERSON HOSPITAL		4,129	825	17%	4,954
BAPTIST HEALTH SOUTH FLORIDA - CORAL GABLES (UNIVERSITY) URGENT CARE		4,173	675	14%	4,848
BAPTIST HEALTH SOUTH FLORIDA - PINECREST URGENT CARE		4,141	682	14%	4,823
BAPTIST HEALTH SOUTH FLORIDA - CORAL GABLES URGENT CARE		3,980	801	17%	4,781
PARAMOUNT URGENT CARE - WINDERMERE	2	3,095	1,630	34%	4,727
PHARMCO RX	2	4,426	287	6%	4,715
FLAGLER HOSPITAL LABORATORY	8	3,653	1,020	22%	4,681
MEDEXPRESS URGENT CARE - LAKELAND		4,114	566	12%	4,680
BAYFRONT HEALTH - SEVEN RIVERS		4,260	398	9%	4,658
MINUTE CLINIC LLC		4,042	603	13%	4,645
BETHESDA HOSPITAL WEST		4,144	471	10%	4,615
BAPTIST HEALTH SOUTH FLORIDA - PALMETTO BAY URGENT CARE		3,874	739	16%	4,613
NIGHT LITE PEDIATRICS	4	3,343	1,258	27%	4,605
MINUTECLINIC LLC # 0709		3,880	712	16%	4,592
MEASE DUNEDIN HOSPITAL	5	4,107	479	10%	4,591

COVID-19: testing by laboratory

Data through Apr 4, 2021 verified as of Apr 5, 2021 at 09:25 AM

Data in this report are provisional and subject to change.

The numbers in the table below represent the number of Florida and non-Florida residents for whom test results were received by the Department of Health. A person can be tested by more than one laboratory and can have both positive and negative results. **Therefore, the sum of the numbers in each column will be larger than the total number of people tested.**

Reporting lab	Inconclusive	Negative	Positive	Percent positive	Total
PREMIER MEDICAL	2	4,492	94	2%	4,588
ASCENSION SACRED HEART - EMERALD COAST		3,811	750	16%	4,561
MOFFITT CANCER CENTER	6	4,401	97	2%	4,504
BAYFRONT HEALTH - BROOKSVILLE		3,988	501	11%	4,489
VENTURE MEDICAL OF FLORIDA LLC		4,121	332	7%	4,453
PREMIER URGENT CARE OF BREVARD LLC	4	3,824	541	12%	4,369
ADVENTHEALTH PROMPT CARE	2	3,175	1,188	27%	4,365
ADVENTHEALTH CENTRA CARE COLONIAL TOWN	2	3,890	460	11%	4,352
TWIN CITIES HOSPITAL	1	3,775	513	12%	4,289
PALMS MEDICAL GROUP	5	2,968	1,311	31%	4,284
BAYFRONT HEALTH - PUNTA GORDA		3,942	320	8%	4,262
MEMORIAL HOSPITAL- MIRAMAR	12	3,917	317	7%	4,246
US BIOTEK LABORATORIES	15	3,844	368	9%	4,227
DESOTO MEMORIAL HOSPITAL	3	3,460	754	18%	4,217
BAYA PHARMACY & URGENT CARE		3,111	1,106	26%	4,217
GENESIS DIAGNOSTICS		3,939	244	6%	4,183
ENGLEWOOD COMMUNITY HOSPITAL		3,813	370	9%	4,183
ACCU REFERENCE MEDICAL LAB	9	3,372	791	19%	4,172
AMELIA URGENT CARE		2,545	1,614	39%	4,159
BAYFRONT HEALTH - SPRING HILL		3,809	346	8%	4,155
DOCTORS TEST CENTERS		3,682	472	11%	4,154
QUICK CARE MED PL	2	3,423	683	17%	4,108
ADVENTIST HEALTH SYSTEMS SUNBELT IN DBA		3,619	462	11%	4,081
NIGHT LITE PEDIATRICS URGENT CARE	1	3,417	649	16%	4,067
ADVENTHEALTH CENTRA CARE		3,601	446	11%	4,047
LAKESIDE MEDICAL CENTER		3,200	817	20%	4,017
MEDEXPRESS URGENT CARE CAPE CORAL		3,413	554	14%	3,967
MINUTECLINIC LLC #3463		3,311	626	16%	3,937
MINUTECLINIC LLC #3631		3,311	585	15%	3,896
MC DIAGNOSTIC OF CONNECTICUT, PC #2220		3,326	532	14%	3,858
MINUTECLINIC LLC 5852		3,292	557	14%	3,849
PARAMOUNT URGENT CARE INC		1,787	2,057	54%	3,844
BAPTIST HEALTH SOUTH FLORIDA - DAVIE URGENT CARE		3,126	675	18%	3,801
MINUTECLINIC LLC #5253		3,143	629	17%	3,772
SIPARADIGM LLC	54	3,440	256	7%	3,750
MINUTECLINIC LLC #5249		3,019	711	19%	3,730
BAPTIST HEALTH SOUTH FLORIDA - WESTON URGENT CARE		3,200	469	13%	3,669
MEDEXPRESS URGENT CARE LEHIGH ACRES		3,156	495	14%	3,651
CLARITY LAB SOLUTIONS LLC		3,608	4	0%	3,612
MINUTECLINIC LLC #5190		2,974	638	18%	3,612
HIGHLANDS REGIONAL MEDICAL CENTER		2,827	780	22%	3,607
ADVENTHEALTH CENTRA CARE WINTER HAVEN	1	2,681	903	25%	3,585
HEALTH FIRST ADVENTHEALTH CENTRA CARE COCOA		3,216	351	10%	3,567
BARTOW REGIONAL MEDICAL CENTER	1	2,997	551	16%	3,549
PROHEALTH	3	1,964	1,576	44%	3,543
MINUTECLINIC LLC #5854		2,957	571	16%	3,528
PRECISION HEALTH SOLUTIONS		3,289	174	5%	3,463

COVID-19: testing by laboratory

Data through Apr 4, 2021 verified as of Apr 5, 2021 at 09:25 AM

Data in this report are provisional and subject to change.

The numbers in the table below represent the number of Florida and non-Florida residents for whom test results were received by the Department of Health. A person can be tested by more than one laboratory and can have both positive and negative results. **Therefore, the sum of the numbers in each column will be larger than the total number of people tested.**

Reporting lab	Inconclusive	Negative	Positive	Percent positive	Total
BAPTIST HEALTH SOUTH FLORIDA - BRICKELL URGENT CARE		2,859	595	17%	3,454
VERILY LIFE SCIENCES	1	3,405	46	1%	3,452
BRASHEAR'S VITAL CARE CORP		2,724	717	21%	3,441
CARENOW URGENT CARE	1	2,126	1,308	38%	3,435
ADVENT HEALTH - NEW SMYRNA		2,810	615	18%	3,425
MIDWAY SPECIALTY CARE CENTER DIAGNOSTICS	38	3,146	238	7%	3,422
GENOSUR LLC	13	3,364	39	1%	3,416
BAYFRONTVENICEREGIONAL		3,305	104	3%	3,409
BAPTIST HEALTH URGENT CARE AT SAWGRASS		2,828	574	17%	3,402
IMMOKALEE CHD		3,155	234	7%	3,389
HEALTH FIRST ADVENTHEALTH CENTRA CARE MALABAR		3,042	324	10%	3,366
ADVENTHEALTH CENTRA CARE KIDS LAKE MARY		3,114	250	7%	3,364
LOWER KEYS MEDICAL CENTER		3,033	297	9%	3,330
MINUTECLINIC LLC #3662		2,823	500	15%	3,323
MEDEXPRESS URGENT CARE - DELAND		2,962	359	11%	3,321
ADVENT HEALTH CENTRA CARE -WINTER PARK KIDS URGENT CARE	4	3,027	276	8%	3,307
MINUTECLINIC LLC #4415		2,783	500	15%	3,283
MEDIPATH LLC		2,818	420	13%	3,238
WALGREEN CO	2	2,862	361	11%	3,225
MINUTECLINIC LLC #7886		2,792	421	13%	3,213
MINUTECLINIC LLC #1771		2,705	498	16%	3,203
HOLIDAY CVS LLC DBA CVS PHARMACY #5154		3,110	90	3%	3,200
MEDONE PLLC		2,444	754	24%	3,198
MINUTECLINIC LLC #5214		2,733	462	14%	3,195
SELECT LABORATORIES - MARION COUNTY, FL LLC	5	2,882	307	10%	3,194
MINUTECLINIC LLC #7887		2,780	414	13%	3,194
MINUTECLINIC LLC # 3930		2,750	427	13%	3,177
PARAMOUNT URGENT CARE - ORLANDO		2,196	976	31%	3,172
MEDEXPRESS URGENT CARE - VERO BEACH		2,752	415	13%	3,167
PRIMEHEALTH URGENT CARE INC		2,692	461	15%	3,153
MINUTECLINIC LLC #4458		2,623	521	17%	3,144
MINUTECLINIC, LLC #4015		2,489	648	21%	3,137
EXACT SCIENCES LABORATORIES, LLC		2,846	271	9%	3,117
MINUTECLINIC LLC #3814		2,640	469	15%	3,109
MINUTECLINIC LLC #7225		2,650	458	15%	3,108
MINUTECLINIC LLC # 0514		2,730	377	12%	3,107
PHYSICIANS REGIONAL MEDICAL CENTER - COLLIER BLVD	1	2,302	796	26%	3,099
BMCT Molecular Diagnostics Subsection		2,585	513	17%	3,098
BAPTIST HEALTH EMERGENCY CENTER COUNTRY WALK	1	2,611	470	15%	3,082
MEMORIAL HOSPITAL PEMBROKE	3	2,716	351	11%	3,070
BAPTIST HEALTH - CLAY		2,649	404	13%	3,053
MARINERS HOSPITAL	1	2,757	291	10%	3,049
SCION LAB SERVICES LLC	26	2,806	212	7%	3,044
MINUTECLINIC LLC # 3686		2,606	426	14%	3,032
MINUTECLINIC LLC #3257		2,508	492	16%	3,000
MINUTECLINIC, LLC #3204		2,501	487	16%	2,988
GESSLER CLINIC	2	2,051	930	31%	2,983

COVID-19: testing by laboratory

Data through Apr 4, 2021 verified as of Apr 5, 2021 at 09:25 AM

Data in this report are provisional and subject to change.

The numbers in the table below represent the number of Florida and non-Florida residents for whom test results were received by the Department of Health. A person can be tested by more than one laboratory and can have both positive and negative results. **Therefore, the sum of the numbers in each column will be larger than the total number of people tested.**

Reporting lab	Inconclusive	Negative	Positive	Percent positive	Total
ACCESS POINT HEALTHCARE URGENT & PRIMARY CARE	2	2,287	683	23%	2,972
VETERANS AFFAIRS MEDICAL CENTER - ORLANDO	1	1,343	1,619	55%	2,963
ADVENTHEALTH CENTRA CARE CONWAY		2,504	439	15%	2,943
MINUTECLINIC LLC #1055		2,404	533	18%	2,937
KEYS AHEC SCHOOL MEDICAL CLINIC	15	2,780	128	4%	2,923
MARION E FETHER MEDICAL CENTER, THE		2,663	244	8%	2,907
MINUTECLINIC LLC #3291		2,495	409	14%	2,904
AFC PHYSICIANS OF FLORIDA		2,232	669	23%	2,901
PARAMOUNT URGENT CARE - OVIEDO		2,018	880	30%	2,898
MINUTECLINIC LLC #3003		2,364	532	18%	2,896
STONE CLINICAL LABORATORIES		2,790	96	3%	2,886
WALGREENS ORLANDO	3	2,538	340	12%	2,881
NXGEN MDX LLC	6	2,561	312	11%	2,879
MINUTECLINIC LLC #7973		2,492	383	13%	2,875
BLUE MED CONSULTANTS		2,753	108	4%	2,861
MEDEXPRESS URGENT CARE CORAL SPRINGS		2,551	299	10%	2,850
MINUTECLINIC, LLC #5817		2,357	489	17%	2,846
MEDEXPRESS FORT MYERS		2,491	349	12%	2,840
MINUTECLINIC LLC #3705		2,489	338	12%	2,827
MINUTECLINIC LLC # 7933		2,497	327	12%	2,824
MINUTECLINIC LLC #3748		2,295	525	19%	2,820
CAREFAST+	1	2,065	752	27%	2,818
MINUTECLINIC LLC # 3579		2,332	483	17%	2,815
STEWART ROCKLEDGE HOSPITAL	1	2,473	333	12%	2,807
MINUTECLINIC LLC #3255		2,471	327	12%	2,798
CELESTA MEDICAL SERVICES LLC DBA - AMERICAN RESEARCH LABS		2,544	236	8%	2,780
BAPTIST HEALTHCARE - GULF BREEZE HOSPITAL	3	2,292	465	17%	2,760
MINUTECLINIC LLC #5924		2,350	402	15%	2,752
CITRUS MEMORIAL HOSPITAL LABORATORY		2,251	497	18%	2,748
BAPTIST HEALTH - OAKLEAF		2,297	447	16%	2,744
SACRED HEART HEALTH SYSTEM, INC	1	1,871	872	32%	2,744
MINUTECLINIC LLC #7173		2,398	346	13%	2,744
MINUTECLINIC, LLC (CLINIC 10699)		2,379	346	13%	2,725
MINUTECLINIC LLC #5216		2,333	372	14%	2,705
MINUTECLINIC LLC #3654		2,228	448	17%	2,676
BAY MEDICAL CENTER SACRED HEART HEALTH SYSTEM		2,070	589	22%	2,659
MEDIQUICK URGENT CARE CENTERS INC		1,989	666	25%	2,655
MEDEXPRESS URGENT CARE - CLEWISTON		2,201	432	16%	2,633
EMERALD COAST URGENT CARE, LLC	1	1,970	660	25%	2,631
MINUTECLINIC LLC #4612		2,143	486	18%	2,629
MINUTECLINIC LLC #4024		2,262	330	13%	2,592
BAPTIST HEALTH SOUTH FLORIDA - MIAMI BEACH URGENT CARE		2,206	378	15%	2,584
PHYSICIANS PRIMARY CARE	2	2,325	254	10%	2,581
MINUTECLINIC LLC #3285		2,238	336	13%	2,574
ADVENT HEALTH - DADE CITY		2,266	307	12%	2,573
ADVENT HEALTH - OCALA		2,124	447	17%	2,571
MINUTECLINIC LLC #1807		2,159	403	16%	2,562

COVID-19: testing by laboratory

Data through Apr 4, 2021 verified as of Apr 5, 2021 at 09:25 AM

Data in this report are provisional and subject to change.

The numbers in the table below represent the number of Florida and non-Florida residents for whom test results were received by the Department of Health. A person can be tested by more than one laboratory and can have both positive and negative results. **Therefore, the sum of the numbers in each column will be larger than the total number of people tested.**

Reporting lab	Inconclusive	Negative	Positive	Percent positive	Total
MINUTECLINIC LLC #3648		2,092	465	18%	2,557
MEDEXPRESS URGENT CARE BOCA RATON		2,301	233	9%	2,534
AFC PHYSICIANS OF FLORIDA PA		2,008	524	21%	2,532
AMELIA EXPRESS CARE LLC	10	2,188	325	13%	2,523
CHARLES AIESI CONSULTING INC	12	2,221	276	11%	2,509
DONALD W ROBERTSON DO PA		1,962	543	22%	2,505
MINUTECLINIC LLC #4201		2,181	315	13%	2,496
PATIENTS FIRST - THOMASVILLE ROAD		2,219	275	11%	2,494
MINUTECLINIC LLC #476		2,157	330	13%	2,487
MINUTECLINIC LLC #6007		2,131	347	14%	2,478
HEALTH CARE DISTRICT OF PALM BEACH COUNTY	1	2,260	216	9%	2,477
MINUTECLINIC LLC #3635		2,147	328	13%	2,475
SPECTOR SCIENTIFIC LAB	11	1,705	750	30%	2,466
EMERGENCY PHYSICIANS MEDICAL CENTER		1,361	1,100	45%	2,461
EMERALD COAST URGENT CARE LLC		1,804	654	27%	2,458
DR G'S URGENT CARE		2,131	322	13%	2,453
MINUTECLINIC LLC #1350		2,150	303	12%	2,453
VA PAIN CLINIC	4	2,354	88	4%	2,446
MINUTECLINIC LLC #5069		2,045	396	16%	2,441
MINUTECLINIC LLC #1821		2,175	244	10%	2,419
COMMUNITY HEALTH NORTHWEST FLORIDA	4	1,856	553	23%	2,413
MINUTECLINIC LLC #8381		2,091	321	13%	2,412
FLORIDA MEDICAL CLINIC	3	1,110	1,297	54%	2,410
PHYSICIANS STAT LAB	3	1,072	1,335	55%	2,410
PARRISH MEDICAL CENTER	1	2,105	290	12%	2,396
VITRO MOLECULAR LABORATORIES	50	2,178	168	7%	2,396
JUPITER MEDICAL CENTER URGENT CARE		1,861	534	22%	2,395
WHOLE FAMILY HEALTH CENTER INC		1,965	422	18%	2,387
TAMPA COMMUNITY HOSPITAL		2,046	337	14%	2,383
LAKELAND REGIONAL HEALTH PABLO		2,088	284	12%	2,372
BOND URGENT CARE LLC		1,788	578	24%	2,366
LAKE WALES MEDICAL CENTER INC		2,030	284	12%	2,314
MINUTECLINIC LLC #5157		2,010	300	13%	2,310
PHYSICIAN ASSOCIATES		2,070	240	10%	2,310
LEE HEALTH - COCONUT POINT CLINICAL LAB	2	1,872	433	19%	2,307
ASCENSION SACRED HEART - GULF		1,772	531	23%	2,303
JACKSON HOSPITAL CLINICAL LABORATORY		1,980	306	13%	2,286
MINUTECLINIC, LLC # 4469		1,990	277	12%	2,267
CORE DIAGNOSTIC LABORATORIES LLC	17	1,915	324	14%	2,256
NCHMD INC		1,909	347	15%	2,256
ASSOCIATED PATHOLOGISTS, LLC	3	1,848	392	17%	2,243
MINUTECLINIC LLC #1815		1,988	240	11%	2,228
PRIMEHEALTH URGENT CARE	1	1,865	361	16%	2,227
INTELEX LABS, LLC		2,149	75	3%	2,224
UNIVERSITY OF NORTH FLORIDA STUDENT HEALTH		2,144	74	3%	2,218
MINUTECLINIC LLC #214		1,855	341	16%	2,196
MINI ER WATERFORD LAKES, THE		1,885	304	14%	2,189

COVID-19: testing by laboratory

Data through Apr 4, 2021 verified as of Apr 5, 2021 at 09:25 AM

Data in this report are provisional and subject to change.

The numbers in the table below represent the number of Florida and non-Florida residents for whom test results were received by the Department of Health. A person can be tested by more than one laboratory and can have both positive and negative results. **Therefore, the sum of the numbers in each column will be larger than the total number of people tested.**

Reporting lab	Inconclusive	Negative	Positive	Percent positive	Total
MEDEXPRESS PORT CHARLOTTE		1,938	225	10%	2,163
FLOWERS HOSPITAL		1,971	190	9%	2,161
GENOME LLC	2	1,976	157	7%	2,135
PENSACOLA PEDIATRICS PA	1	1,914	174	8%	2,089
MINUTECLINIC LLC #3236		1,754	306	15%	2,060
OPTUM LABS LLC	1	1,864	191	9%	2,056
NCH NORTHEAST	7	1,611	430	21%	2,048
FIU-HEALTH AUXILIARY LABORATORY	6	1,917	119	6%	2,042
GENUS3		1,940	74	4%	2,014
MARTIN HEALTH SYSTEM - ST LUCIE WEST		1,828	186	9%	2,014
BAPTIST HEALTH EMERGENCY CENTER AT WEST CORAL WAY		1,590	384	19%	1,974
MINUTECLINIC LLC #3637		1,589	382	19%	1,971
LITTLE PINE PEDIATRICS	1	1,686	275	14%	1,962
DOC SMILEYS URGENT CARE LLC		1,604	358	18%	1,962
DOC SMILEY'S URGENT CARE		1,706	247	13%	1,953
BARDMOOR LABORATORY	9	1,641	296	15%	1,946
MEDFAST URGENT CARE CENTERS LLC	2	608	1,325	68%	1,935
BAYFRONT HEALTH - CITRUS HILLS		1,607	217	12%	1,824
KETAMINE HEALTH CENTERS LLC	1	1,661	152	8%	1,814
LABORATORY SPECIALISTS OF MICHIGAN		1,494	313	17%	1,807
BROWNWOOD CARE CENTER		1,579	227	13%	1,806
MEDICAL CONSULTANTS OF FLORIDA, LLC	2	1,522	277	15%	1,801
MINUTECLINIC, LLC #3245		1,447	339	19%	1,786
NEIGHBORHOOD MEDICAL CENTER INC	17	1,574	183	10%	1,774
GENESIS LABORATORY MANAGEMENT	14	1,506	242	14%	1,762
RIVER TOWN DIAGNOSTIC LLC		1,470	286	16%	1,756
WHITE WILSON MEDICAL CENTER		399	1,345	77%	1,744
MIAMI JEWISH HEALTH SYSTEMS		1,672	68	4%	1,740
Community_Health		1,533	199	11%	1,732
IGENOMIX USA LLC	50	1,518	157	9%	1,725
SPARROW HEALTHCARE	2	1,468	254	15%	1,724
NORTH SHORE LONG ISLAND JEWISH HEALTH	1	1,632	90	5%	1,723
ARCPOINT LABS		1,143	567	33%	1,710
STATMED OCALA	6	1,507	191	11%	1,704
JW PLASTIC SURGERY		1,449	244	14%	1,693
MINUTECLINIC LLC #8927		1,434	236	14%	1,670
LABTECH DIAGNOSTIC		1,374	288	17%	1,662
ED FRASER MEMORIAL HOSPITAL		1,411	246	15%	1,657
ADVANCED MEDICAL OF NAPLES LLC		1,480	176	11%	1,656
MINUTECLNIC LLC		1,445	196	12%	1,641
WILLIAM OWEN PASS PARK		1,417	223	14%	1,640
READY RESPONDERS FLORIDA, PLLC		1,405	222	14%	1,627
MINUTECLINIC LLC #5187		1,416	203	13%	1,619
GRAVITY DIAGNOSTICS, LLC	3	1,457	150	9%	1,610
SHELL POINT NURSING PAVILION	1	1,534	73	5%	1,608
OPTEO LABORATORY		1,567	34	2%	1,601
ELLENTON URGENT CARE		1,361	234	15%	1,595

COVID-19: testing by laboratory

Data through Apr 4, 2021 verified as of Apr 5, 2021 at 09:25 AM

Data in this report are provisional and subject to change.

The numbers in the table below represent the number of Florida and non-Florida residents for whom test results were received by the Department of Health. A person can be tested by more than one laboratory and can have both positive and negative results. **Therefore, the sum of the numbers in each column will be larger than the total number of people tested.**

Reporting lab	Inconclusive	Negative	Positive	Percent positive	Total
PROJECT HEALTH, INC SUMTERVILLE	5	1,304	279	18%	1,588
ASSURANCE SCIENTIFIC LABORATORIES	1	1,293	283	18%	1,577
MELBOURNE MEDICAL LABORATORY☐	2	1,366	203	13%	1,571
BIO-TECH CLINICAL LABORATORIES INC		1,377	191	12%	1,568
OPTUMCARE FLORIDA LLC		1,282	280	18%	1,562
BAPTIST HEALTH SOUTH FLORIDA - COUNTRY WALK URGENT CARE EXPRESS		1,310	237	15%	1,547
ER QUICKCARE PL		1,329	206	13%	1,535
PATIENTS FIRST LAKE ELLA MEDICAL CENTER		1,377	156	10%	1,533
PROHEALTH MEDICAL CLINIC		897	631	41%	1,528
FLORIDA DEPARTMENT OF HEALTH IN POLK COUNTY	2	1,177	343	23%	1,522
FIRST QUALITY LABORATORY		1,416	98	6%	1,514
BIOCERNA LLC	9	1,337	165	11%	1,511
MEDEXPRESS URGENT CARE - JAX ATLANTIC BLVD		1,302	209	14%	1,511
VRL EUROFINs		1,467	39	3%	1,506
UNIVERSITY OF ALABAMA AT BIRMINGHAM		1,450	48	3%	1,498
SUNRISE URGENT CARE ASSOCIATES LLC D/B/A	9	1,026	452	30%	1,487
BAPTIST HEALTH SOUTH FLORIDA - KEY BISCANE URGENT CARE EXPRESS		1,288	186	13%	1,474
PARAMOUNT URGENT CARE VILLAGES		942	513	35%	1,455
PEDIATRIC HEALTH CARE ALLIANCE - NORTHDALe		1,330	125	9%	1,455
ADVANCE MEDICAL OF NAPLES		327	1,124	77%	1,451
BAPTIST HEALTHCARE - JAY HOSPITAL	3	1,075	372	26%	1,450
CAREFAST MURABELLA		967	479	33%	1,446
UHEALTH DEERFIELD BEACH/UMSYLVESTER DEERFIELD BEACH LABORATORY	3	1,380	55	4%	1,438
CAREMED CLINIC LLC	1	1,141	289	20%	1,431
TOM LEE COMMUNITY HEALTH CENTER		946	481	34%	1,427
PATIENTS CHOICE LABORATORIES		831	592	42%	1,423
NYU HOSPITALS CENTER CLINICAL LABORATORIES		1,373	44	3%	1,417
HEALTH CENTRAL CLINICAL LABORATORY		1,278	139	10%	1,417
UHEALTH CLINIC AT WALGREENS		1,148	264	19%	1,412
TEMPUS CLINICAL LABORATORY	10	1,249	152	11%	1,411
COASTAL LABORATORIES	1	1,120	287	20%	1,408
SMA LAB	10	1,237	157	11%	1,404
TREASURE COAST MEDICAL ASSOCIATES INC		747	647	46%	1,394
ST ANNES NURSING CENTER		1,359	28	2%	1,387
AMELIA EXPRESS CARE	1	772	613	44%	1,386
EUROFINs NTD, LLC		1,338	44	3%	1,382
BROAD INSTITUTE CLINICAL SEQUENCING RESEARCH PLATFORM	10	1,319	44	3%	1,373
ADVENTHEALTH CENTRA CARE TRINITY		1,186	179	13%	1,365
ASCENSION ST VINCENT'S - SOUTHSIDE		1,308	49	4%	1,357
APALACHEE CORRECTIONAL INSTITUTION EAST UNIT		1,322	26	2%	1,348
PALM BAY HOSPITAL CLINICAL LABORATORY		972	375	28%	1,347
VAVA PARTNERS LLC		528	813	61%	1,341
MYTEST DIAGNOSTICS		1,263	67	5%	1,330
PARAMOUNT URGENT CARE - CLERMONT		768	552	42%	1,320
ABSOLUTE GENOMICS	2	1,088	207	16%	1,297
CREEKSIDE CARE CENTER	1	1,127	167	13%	1,295
QUICK CARE MED		1,001	292	23%	1,293

COVID-19: testing by laboratory

Data through Apr 4, 2021 verified as of Apr 5, 2021 at 09:25 AM

Data in this report are provisional and subject to change.

The numbers in the table below represent the number of Florida and non-Florida residents for whom test results were received by the Department of Health. A person can be tested by more than one laboratory and can have both positive and negative results. **Therefore, the sum of the numbers in each column will be larger than the total number of people tested.**

Reporting lab	Inconclusive	Negative	Positive	Percent positive	Total
ADDICTION LABS OF AMERICA	3	1,206	79	6%	1,288
INNOVATIVE TRANSFUSION MEDICINE, INC	11	1,105	170	13%	1,286
XPRESS URGENT CARE	4	1,080	194	15%	1,278
HOLIDAY CVS LLC DBA CVSPHARMACY #5155		1,216	60	5%	1,276
LAB24 INC	3	594	674	53%	1,271
PRIMARY CARE SOUTH INC		801	438	35%	1,239
NAPLES URGENT CARE	1	805	431	35%	1,237
PALM HARBOR PHARMACY		1,066	165	13%	1,231
SOLARIS HEALTHCARE PALATKA		1,127	103	8%	1,230
STAGEZERO LIFE SCIENCES INC	4	1,122	103	8%	1,229
NORTH VISTA HOSPITAL LABORATORY		1,038	182	15%	1,220
USF MORSANI CENTER FOR ADVANCED HEALTH CARE		1,072	148	12%	1,220
ADVANCED DIAGNOSTIC LABORATORY		1,172	47	4%	1,219
NORTH FLORIDA PEDIATRICS-TALLAHASSEE	1	1,115	103	8%	1,219
PALM BEACH ATLANTIC UNIVERSITY		1,183	36	3%	1,219
CLINICORE		1,124	91	7%	1,215
ST PETERSBURG PEDIATRICS	1	1,085	114	10%	1,200
ACCESS MEDICAL LABS		746	448	38%	1,194
PROFESSIONAL HEALTH EXAMINERS DBA PROHEALTH	1	969	224	19%	1,194
EPN URGENT CARE NAPLES	2	792	394	33%	1,188
PROJECT HEALTH INC	4	1,011	168	14%	1,183
CARENOW URGENT CARE – FORT PIERCE		833	345	29%	1,178
COASTAL PEDIATRIC GROUP		1,019	154	13%	1,173
LPG COCONUT POINT		981	191	16%	1,172
NORTH FLORIDA PEDIATRICS - LAKE CITY		948	217	19%	1,165
AMERICAN SCIENTIFIC LABORATORIES LLC		1,135	14	1%	1,149
ARCPPOINT LABS OF CORAL SPRINGS FL		988	160	14%	1,148
CAPSTONE HEALTHCARE		802	330	29%	1,132
VERITAS GENETICS	61	945	119	11%	1,125
STEWART REFERENCE LABORATORY	1	611	505	45%	1,117
CATALYST WALK IN CLINIC		888	229	21%	1,117
EMERALD COAST PEDIATRICS		1,058	57	5%	1,115
GROWING TOGETHER PEDIATRICS LLC		1,044	62	6%	1,106
GENEIQ		1,035	63	6%	1,098
XYZ LABORATORY	8	942	146	13%	1,096
PEDIATRICS OF CENTRAL FLORIDA PA	20	1,015	55	5%	1,090
PRIMARY CARE OF THE TREASURE COAST		941	134	12%	1,075
TYNDALL AIR FORCE BASE		857	210	20%	1,067
AMERICAN FAMILY CARE PENSACOLA WEST		533	533	50%	1,066
HENDRY REGIONAL MEDICAL CENTER CLINICAL LABORATORY		809	253	24%	1,062
PROFESSIONAL HEALTH EXAMINERS		914	146	14%	1,060
RAINBOW RIVER MEDICAL LABORATORY		977	83	8%	1,060
FISHERMENS HOSPITAL CLINICAL LAB		951	93	9%	1,044
PENSACOLA PEDIATRICS	3	794	236	23%	1,033
LENCO MEDICAL LABORATORY		978	54	5%	1,032
MINUTECLINIC, LLC DBA MINUTECLINIC #4717		989	42	4%	1,031
CAPE CANAVERAL HOSPITAL		746	283	28%	1,029

COVID-19: testing by laboratory

Data through Apr 4, 2021 verified as of Apr 5, 2021 at 09:25 AM

Data in this report are provisional and subject to change.

The numbers in the table below represent the number of Florida and non-Florida residents for whom test results were received by the Department of Health. A person can be tested by more than one laboratory and can have both positive and negative results. **Therefore, the sum of the numbers in each column will be larger than the total number of people tested.**

Reporting lab	Inconclusive	Negative	Positive	Percent positive	Total
INTERLACHEN PEDIATRICS		974	38	4%	1,012
VRL EUROFINs - DALLAS		996	13	1%	1,009
VERITOR		850	158	16%	1,008
PHAROS HEALTH		756	246	25%	1,002
EAST LAKE PEDIATRICS		878	121	12%	999
COLLIER URGENT CARE CENTERS CREEKSIDE		887	109	11%	996
WOODLANDS MEDICAL SPECIALISTS		729	262	26%	991
LAKELAND REGIONAL HEALTH - PWC/OB		36	954	96%	990
INTERLACHEN PEDIATRICS PA		939	45	5%	984
THE HEALTH CENTER OF PLANT CITY		906	76	8%	982
HALIFAX MEDICAL CENTER-PORT ORANGE LAB		839	136	14%	975
SPEARHEAD MEDICAL		876	94	10%	970
NORTH FLORIDA PEDIATRICS PA - SUWANNEE	3	835	126	13%	964
ADVENTHEALTH EXPRESS CARE AT WALGREENS		839	125	13%	964
NORTH OKALOOSA MEDICAL CENTER		622	340	35%	962
HISTOPATHOLOGY SERVICES, LLC		844	106	11%	950
BAPTIST HEALTH - MD ANDERSON CANCER CENTER		937	5	1%	942
ENCOMPASS HEALTH		915	22	2%	937
UNIVERSITY OF WEST FLORIDA STUDENT HEALTH SERVICES	1	808	127	14%	936
MOLECULAR TESTING LABS		852	83	9%	935
COVANCE CLINICAL RESEARCH UNIT INC		905	26	3%	931
INTEGRITY LABORATORIES, LLC	4	756	165	18%	925
GENE TOX WORLDWIDE	60	736	125	14%	921
C.W. BILL YOUNG VA MEDICAL CENTER	1	21	898	98%	920
FAST TRACK URGENT CARE CENTER		4	915	100%	919
TACACHALE CLINICAL LABORATORY	1	869	49	5%	919
NORTH FLORIDA PEDIATRICS PA	2	784	114	13%	900
CONSULATE HEALTH CARE OF NEW PORT RICHEY	2	770	125	14%	897
LOOP PEDIATRICS PA	3	755	138	15%	896
LEE COUNTY EMERGENCY MEDICAL SERVICE	1	771	121	14%	893
DEPARTMENT OF CLINICAL LABS	1	867	20	2%	888
CHILDRENS MEDICAL ASSOCIATION		804	80	9%	884
CVS HEALTH		695	186	21%	881
NORTH SHORE LIJ URGENT CARE PC		824	51	6%	875
Point of Care Testing	1	125	747	86%	873
JACKSONVILLE BEACH PEDIATRIC CARE CENTER		802	64	7%	866
VIERA HOSPITAL, INC		689	173	20%	862
DOCTOR'S MEMORIAL HOSPITAL		694	165	19%	859
BREVARD HEALTH ALLIANCE		577	276	32%	853
REDI MED LLC		689	163	19%	852
COASTAL PHYSICIANS, LLC		687	161	19%	848
NORTH FLORIDA MEDICAL GROUP		694	150	18%	844
24 HOUR PEDIATRIC CARE CENTER	4	780	58	7%	842
NCHMD, INC SOUTHEAST IMMEDIATE CARE		655	184	22%	839
FAMILY HEALTH CENTERS OF SWF LABS	2	737	100	12%	839
CRUCIAL CARE EMERGENCY MEDICINE DOCTORS		670	167	20%	837
SOLARIS HEALTHCARE CHARLOTTE HARBOR		776	50	6%	826

COVID-19: testing by laboratory

Data through Apr 4, 2021 verified as of Apr 5, 2021 at 09:25 AM

Data in this report are provisional and subject to change.

The numbers in the table below represent the number of Florida and non-Florida residents for whom test results were received by the Department of Health. A person can be tested by more than one laboratory and can have both positive and negative results. **Therefore, the sum of the numbers in each column will be larger than the total number of people tested.**

Reporting lab	Inconclusive	Negative	Positive	Percent positive	Total
Tampa Lakes Health and Rehabilitation Center	2	751	73	9%	826
CENTRAL FLORIDA HEALTH CARE INC		707	114	14%	821
CYPRESS VILLAGE	1	791	25	3%	817
FLORIDA HOSPITAL ORLANDO		743	74	9%	817
ASAP LABS LLC	7	655	151	19%	813
ASCENSION ST VINCENT'S - CLAY		775	35	4%	810
PEBBLEBROOK PHARMACY	1	685	122	15%	808
CALHOUN LIBERTY HOSPITAL		645	163	20%	808
ANY LAB TEST NOW	1	552	255	32%	808
MIDWAY SPECIATLY CARE CENTER	1	584	221	27%	806
PRIMARY CARE SERVICES AT INDIAN RIVER ESTATES		779	25	3%	804
PRIMARY CARE SERVICES AT ST ANDREWS ESTATES		803			803
LIFE CARE CENTER OF NEW PORT RICHEY		765	37	5%	802
AUGUSTUS LABS LLC		663	139	17%	802
PALM GARDEN OF PORT SAINT LUCIE		790	10	1%	800
LAB DOCTOR		705	95	12%	800
FG RAPID RESULTS	5	470	324	41%	799
NITE LITE PEDIATRICS		234	564	71%	798
DYNIX DIAGNOSTICS	2	528	267	34%	797
NONE		308	487	61%	795
GOLDEN GATE FAMILY CLINIC		332	461	58%	793
CARE ONE OF FLORIDA LLC		542	250	32%	792
CLINICAL PATHOLOGY LABS INC		713	78	10%	791
EAST LAKE PEDIATRICS PA		718	73	9%	791
BREVARD HEALTH ALLIANCE INC, THE		740	46	6%	786
BETHESDA HEALTH URGENT CARE		660	123	16%	783
FLORIDA GULF COAST UNIVERSITY		594	189	24%	783
SPRING HILL HEALTH AND REHABILITATION CENTER		757	25	3%	782
AMERICAN MEDICAL RESPONSE		772	8	1%	780
DAIRY ROAD URGENT CARE	2	643	131	17%	776
VITAS HEALTHCARE CORPORATION OF FLA	1	769	5	1%	775
PALACE NURSING HOME & REHAB CENTER		738	36	5%	774
TELESCOPE HEALTH LLC	4	648	120	16%	772
VENICE REGIONAL BAYFRONT HEALTH (PULMONARY)		637	130	17%	767
MACDILL AIR FORCE BASE		713	51	7%	764
Fernandina Beach Rehabilitation and Nursing Center	1	743	19	2%	763
FLAGLER COUNTY HEALTH DEPARTMENT	3	587	172	23%	762
Victoria Nursing and Rehabilitation Center		707	53	7%	760
POINT WASHINGTON MEDICAL CLINIC	1	551	207	27%	759
ETHOS WELLNESS PHARMACY		708	47	6%	755
WILLOWBROOKE COURT AT EDGEWATER POINTE ESTATES		743	9	1%	752
NORTHEAST FLORIDA NEUROLOGY CLINICS, INC		637	113	15%	750
EXPRESS PHARMACY		692	56	7%	748
CLARITY LABS		652	92	12%	744
ORLANDO HEALTH AND REHAB CENTER		700	44	6%	744
SANTA ROSA MEDICAL GROUP		575	167	23%	742
FAMILY HEALTH CENTERS OF SOUTHWEST FLORIDA INC		657	85	11%	742

COVID-19: testing by laboratory

Data through Apr 4, 2021 verified as of Apr 5, 2021 at 09:25 AM

Data in this report are provisional and subject to change.

The numbers in the table below represent the number of Florida and non-Florida residents for whom test results were received by the Department of Health. A person can be tested by more than one laboratory and can have both positive and negative results. **Therefore, the sum of the numbers in each column will be larger than the total number of people tested.**

Reporting lab	Inconclusive	Negative	Positive	Percent positive	Total
GULF COAST VILLAGE		703	37	5%	740
SOUTHEAST ALABAMA MEDICAL CENT		684	56	8%	740
ADVENT HEALTH LAB - ORLANDO		434	305	41%	739
MOORINGS PARK INSTITUTE, INC, THE		709	28	4%	737
KENDALL HEALTHCARE PROPERTIES DBA	2	705	27	4%	734
MAIN STREET MEDICAL CENTER		191	528	73%	719
DISNEY COVID TEST SITE		703	14	2%	717
Crestview Rehabilitation Center	5	580	129	18%	714
PHYSICIANS STAT LAB INC		626	87	12%	713
BOND AND STEELE CLINIC PA		505	203	29%	708
GRAND COURT TAMPA		701	4	1%	705
PALM GARDEN OF VERO BEACH		660	43	6%	703
BOCA GRANDE HEALTH CLINIC		664	37	5%	701
AFC URGENT CARE CLEARWATER	1	171	527	75%	699
ADVENTHEALTH MEDICAL GROUP PROMPT CARE		500	199	28%	699
PREMIER MEDICAL LABORATORY SERVICES	2	468	225	32%	695
MOUNT SINAI LABORATORY		660	32	5%	692
RESTORE HEALTH URGENT CARE		551	137	20%	688
PEDIATRIC HEALTHCARE ALLIANCE		646	39	6%	685
NCH HEALTHCARE SYSTEM MICROBIOLOGY LAB		2	680	100%	682
SUWANNEE HEALTH AND REHABILITATION CENTER		677	5	1%	682
CARITHERS PEDIATRIC GROUP		625	55	8%	680
LIFE CARE CENTER OF ORANGE PARK		643	32	5%	675
ORANGE BLOSSOM FAMILY HEALTH		640	35	5%	675
MEDICAL CENTER OF DELTONA, INC		570	104	15%	674
TREE HOUSE PEDIATRICS PLLC		606	67	10%	673
MEDICAL FP - WHOLE FAMILY HEALTH CENTER		552	120	18%	672
GULF COAST MOLECULAR LABORATORIES	13	555	104	15%	672
MEDONE URGENT CARE CENTER		449	223	33%	672
MINI ER ADULT AND PEDIATRIC URGENT CARE		574	98	15%	672
LIFE CARE CENTER OF PENSACOLA		622	49	7%	671
JOHN KNOX VILLAGE HEALTH CENTER		642	26	4%	668
THE PRESERVE		658	10	1%	668
NATURE COAST MEDICAL GROUP		553	110	17%	663
BUFFALO CROSSING HEALTHCARE & REHABILITATION CTR		646	16	2%	662
FORT MYERS INTERNAL MEDICINE, LLC		596	64	10%	660
ST JOHN'S NURSING CENTER		637	23	3%	660
BOND CLINIC PA PEDIATRICS DEPT		610	49	7%	659
J AND G MEDICAL GROUP LLC		544	115	17%	659
MANOR PINES CONVALESCENT CENTER LLC	1	636	22	3%	659
ALTAMONTE MD		460	199	30%	659
PENSACOLA PEDIATRICS PA - TIGER POINT	21	627	8	1%	656
BERNHARDT LABORATORIES	2	581	72	11%	655
MINUTECLINIC LLC, #10357		651	4	1%	655
POINT OF CARE TESTING SITE		630	25	4%	655
MANOR CARE HEALTH SERVICES - FT MYERS		625	26	4%	651
CLEWISTON NURSING AND REHABILITATION CENTER		635	14	2%	649

COVID-19: testing by laboratory

Data through Apr 4, 2021 verified as of Apr 5, 2021 at 09:25 AM

Data in this report are provisional and subject to change.

The numbers in the table below represent the number of Florida and non-Florida residents for whom test results were received by the Department of Health. A person can be tested by more than one laboratory and can have both positive and negative results. **Therefore, the sum of the numbers in each column will be larger than the total number of people tested.**

Reporting lab	Inconclusive	Negative	Positive	Percent positive	Total
VETERANS AFFAIRS MEDICAL CENTER	1	41	607	94%	649
MAVERICK LABS		461	188	29%	649
HOLMES REGIONAL MEDICAL CENTER		11	634	98%	645
LIFE CARE CENTER OF HILLIARD		621	22	3%	643
GOLDEN GLADES NURSING & REHABILITATION CTR		624	18	3%	642
DIAMOND RIDGE HEALTH AND REHABILITATION		609	32	5%	641
MID-FLORIDA PATHOLOGY		478	162	25%	640
WHITE-WILSON MEDICAL CENTER - FORT WALTON BEACH		616	21	3%	637
WILLOW BROOKE COURT AT INDIAN RIVER ESTATES		592	44	7%	636
PHYSICIANS PRIMARY CARE LAB	1	552	77	12%	630
EDEN SPRINGS NURSING AND REHAB CENTER		518	111	18%	629
MEDONE URGENT CARE AT ST. AUGUSTINE		214	414	66%	628
CITY MEDICAL OF NEW JERSEY, PC		572	56	9%	628
NORTH FL SOUTH GA HCS-LAKE CITY		614	11	2%	625
BALDWIN PEDIATRICS	1	595	29	5%	625
WATSON THERAPEUTICS INC	1	592	31	5%	624
ARTHREX MEDICAL CENTER	1	505	118	19%	624
VITAS HEALTHCARE CORP OF CENTRAL FL		597	25	4%	622
NCH HEALTHCARE BONITA		486	136	22%	622
MEDLAB DIAGNOSTICS, LLC		576	45	7%	621
PEDIATRIC HEALTHCARE ALLIANCE PA		570	51	8%	621
MINUTE CLINIC INCORPORATE		591	29	5%	620
OCALA FAMILY MEDICAL CENTER INC	2	538	77	12%	617
SEBASTIAN RIVER MEDICAL CENTER	2	441	170	28%	613
CLINICAL ENTERPRISE, INC		592	21	3%	613
MAYFLOWER ASSISTED LIVING		606	6	1%	612
HOLY CROSS HOSPITAL		12	598	98%	610
VETERANS AFFAIRS MEDICAL CENTER - JAMES A HALEY			609	100%	609
EMERALD SHORES HEALTH AND REHABILITATION		510	97	16%	607
Signature HealthCare Center of Waterford		571	33	5%	604
CONSULATE HEALTHCARE OF VERO BEACH	14	506	83	14%	603
NSPIRE HEALTHCARE MIAMI LAKES	8	581	14	2%	603
PALM GARDEN OF CLEARWATER		584	18	3%	602
WHITE WILSON MEDICAL CENTER PA - NAVARRE		483	117	20%	600
PATIENTS FIRST - MAHAN DRIVE		164	436	73%	600
DASCENA, INC	3	532	60	10%	595
SABAL PALMS HEALTH AND REHAB		543	52	9%	595
CLIFFORD CHESTER SIMS STATE VETERANS		582	12	2%	594
PALM GARDEN OF TAMPA		564	29	5%	593
BROOKDALE FORT MYERS CYPRESS LAKE		590	2	0%	592
CHILDRENS CLINIC WEST FLORIDA PEDIATRICS		540	51	9%	591
HMA SANTA ROSA MEDICAL CENTER LLC DBA		466	122	21%	588
BALDOMERO LOPEZ STATE VETERANS NURSING HOME	2	578	4	1%	584
SHORELINE PHYSICIAN GROUP		364	219	38%	583
CONTINENTAL CLINICAL RESEARCH, LLC		524	56	10%	580
EXPRESS URGENT CARE LLC		1	579	100%	580
THERADOC		152	428	74%	580

COVID-19: testing by laboratory

Data through Apr 4, 2021 verified as of Apr 5, 2021 at 09:25 AM

Data in this report are provisional and subject to change.

The numbers in the table below represent the number of Florida and non-Florida residents for whom test results were received by the Department of Health. A person can be tested by more than one laboratory and can have both positive and negative results. **Therefore, the sum of the numbers in each column will be larger than the total number of people tested.**

Reporting lab	Inconclusive	Negative	Positive	Percent positive	Total
MANOR CARE NURSING CENTER OF SARASOTA FL LLC□		491	87	15%	578
RAINBOW PEDIATRIC CENTER PA		541	37	6%	578
SOLARIS HEALTHCARE LAKE CITY		475	101	18%	576
DAVITA LABORATORY		471	104	18%	575
PIONEER CLINICAL LAB LLC		468	106	18%	574
BHA CENTRAL COUNTY CLINIC		503	70	12%	573
SEMINOLE NURSING PAVILION		564	8	1%	572
TENNESSEE DOH - NASHVILLE	2	504	66	12%	572
MEDICAL VB		451	121	21%	572
Plantation Bay Rehabilitation Center		548	24	4%	572
BAPTIST PRIMARY CARE	2	459	109	19%	570
CHILDRENS MEDICAL ASSOCIATION PA		507	61	11%	568
AMERICA'S PHARMACY LLC		502	66	12%	568
MILLER BIOCONNECT		510	57	10%	567
VALENCIA HILLS HEALTH AND REHABILITATION CENTER		553	13	2%	566
HEARTLAND PEDIATRICS OF LAKE WALES		510	56	10%	566
ECCOLAB GROUP	1	148	413	73%	562
PREMIER MEDICAL CENTER LLC	11	523	28	5%	562
HARBOUR HEALTH CENTER		545	17	3%	562
PALMETTO FAMILY HEALTHCARE	1	359	198	35%	558
SHORE ACRES CARE CENTER		520	36	6%	556
UNIVERSITY OF TAMPA INC, THE		541	13	2%	554
HEALTH CENTER AT BRENTWOOD	1	506	46	8%	553
SIGNATURE HEALTHCARE OF BROOKWOOD GARDENS		545	8	1%	553
The Sands at South Beach		549	4	1%	553
PALM GARDEN OF JACKSONVILLE□	2	470	80	14%	552
VILLA MARIA NURSING & REHAB CENTER INC	1	536	14	3%	551
NEMOURS CHILDERN'S HOSPITAL		453	98	18%	551
VETERANS AFFAIRS MEDICAL CENTER - GAINESVILLE		3	547	99%	550
FOUNTAIN MANOR HEALTH AND REHAB CENTER	1	529	20	4%	550
VETERANS AFFAIRS MEDICAL CENTER - BAY PINES		18	529	97%	547
VITAE DIAGNOSTICS		534	13	2%	547
NCF DIAGNOSTICS & DNA TECHNOLOGIES	15	213	318	58%	546
MICHAEL A MIDDLETON MD PA□		518	27	5%	545
COASTAL URGENT CARE		428	116	21%	544
DOCTORS CENTER,THE		432	111	20%	543
INTERNAL MEDICINE & PEDIATRICS OF TAMPA BAY PA		468	72	13%	540
DXTERITY DIAGNOSTICS	2	504	34	6%	540
MANOR OAKS NURSING & REHAB CENTER	5	531	2	0%	538
LIFEBRITE	2	326	210	39%	538
AFC URGENT CARE FAMILY CARE			535	100%	535
DOH – INDIAN RIVER		452	82	15%	534
FLORIDA DEPARTMENT OF HEALTH IN CALHOUN COUNTY		403	131	25%	534
QUOTIENT SCIENCES		517	17	3%	534
NEW YORK HOSPITAL LABORATORIES	1	519	12	2%	532
RICARDO NAVARRO DO PA		459	73	14%	532
ARCPPOINTS LABS		464	67	13%	531

COVID-19: testing by laboratory

Data through Apr 4, 2021 verified as of Apr 5, 2021 at 09:25 AM

Data in this report are provisional and subject to change.

The numbers in the table below represent the number of Florida and non-Florida residents for whom test results were received by the Department of Health. A person can be tested by more than one laboratory and can have both positive and negative results. **Therefore, the sum of the numbers in each column will be larger than the total number of people tested.**

Reporting lab	Inconclusive	Negative	Positive	Percent positive	Total
FLOMEDILAB		300	228	43%	528
HOPE HOSPICE AND COMMUNITY SERVICES INC	14	494	20	4%	528
MED FAST URGENT CARE CENTER		260	268	51%	528
MEMORIAL PEMBROKE 24/7 CARE CENTER		406	122	23%	528
MEDICAL CENTER CLINIC-IMMEDIATE CARE	1	423	104	20%	528
THE MANOR AT BLUE WATER BAY		468	60	11%	528
RUSKIN HEALTH CENTER		315	210	40%	525
WEST GABLES HEALTH CARE CENTER		513	11	2%	524
JACKSON MEMORIAL PERDUE MEDICAL CENTER		497	26	5%	523
FIRST CHOICE PEDIATRICS		422	101	19%	523
FLORIDA HOSPITAL WAUCHULA		384	138	26%	522
AFC URGENT CARE SEMINOLE	1		515	100%	516
JACKSON MEMORIAL LONG TERM CARE CENTER		487	29	6%	516
FLORIDA DEPARTMENT OF HEALTH CLAY COUNTY	1	415	98	19%	514
RIVER GARDEN HEBREW HOME FOR THE AGED		459	55	11%	514
AFC URGENT CARE TYRONE		3	511	99%	514
AFC URGENT CARE		143	370	72%	513
MEDFAST URGENT CARE CENTERS		231	281	55%	512
THE PALACE AT HOMESTEAD	1	490	20	4%	511
Good Samaritan Society Kissimmee Village		445	65	13%	510
Southern Oaks Care Center	1	472	37	7%	510
STEWART SEBASTIAN RIVER MEDICAL CENTER		453	56	11%	509
NAPLES CHILDREN'S URGENT CARE		450	59	12%	509
ENZO CLINICAL LABS INC	3	481	25	5%	509
ST CLOUD REGIONAL MEDICAL CENTER CLINICAL LAB		394	113	22%	507
HILLCREST HEALTH CARE & REHABILITATION CENTER	3	486	15	3%	504
SUSANNA WESLEY HEALTH CENTER		466	37	7%	503
WELL-BEING MEDICAL CENTER PLLC		458	45	9%	503
ADVENT HEALTH - DELTONA ER		417	84	17%	501
FLORIDA HOSPITAL MEDICAL GROUP		298	202	40%	500
BROWARD PARTNERSHIP	6	486	8	2%	500
CLINICAL PATHOLOGY LABS		388	111	22%	499
LIFE CARE CENTER OF PALM BAY□		471	28	6%	499
CITRUS NURSING CENTER LLC		452	46	9%	498
CARENOW	2	279	213	43%	494
SUNSHINE URGENT CARE LLC		342	152	31%	494
PW WINDERMERE SUBTENANT LLC		492	2	0%	494
BENTON PEDIATRICS INC		442	52	11%	494
ORLANDO HEALTH CENTER FOR REHABILITATION		479	14	3%	493
ASCEND CLINICAL	7	415	71	14%	493
PARKLANDS FACILITY INC	4	446	42	9%	492
DBI HEALTH INC		477	15	3%	492
SANDBAY URGENT CARE		396	95	19%	491
Palm Garden of Largo		487	4	1%	491
PALM GARDEN OF OCALA		392	98	20%	490
MANOR AT CARPENTERS		458	32	7%	490
FLO-MEDILAB SERVICES LLC		194	294	60%	488

COVID-19: testing by laboratory

Data through Apr 4, 2021 verified as of Apr 5, 2021 at 09:25 AM

Data in this report are provisional and subject to change.

The numbers in the table below represent the number of Florida and non-Florida residents for whom test results were received by the Department of Health. A person can be tested by more than one laboratory and can have both positive and negative results. **Therefore, the sum of the numbers in each column will be larger than the total number of people tested.**

Reporting lab	Inconclusive	Negative	Positive	Percent positive	Total
NURSING PLUS OF BROWARD LLC	1	466	21	4%	488
FHMG FLORIDA HOSPITAL MEDICAL GROUP		448	39	8%	487
LITTLE PINE PEDIATRICS PLLC	3	425	59	12%	487
E-LAB OF FLORIDA		439	47	10%	486
HERON POINTE HEALTH AND REHABILITATION	1	482	3	1%	486
LAUDERDALE NURSING CENTER LLC	1	463	19	4%	483
SOUTHERN LABORATORY SERVICES OF NWF		447	35	7%	482
NORTH FLORIDA RETIREMENT VILLAGE		479	2	0%	481
SOLARIS HEALTHCARE OSCEOLA		455	24	5%	479
PALM GARDEN OF ORLANDO		446	33	7%	479
Quest Diag Unspecifd	1	320	158	33%	479
Colonial Lakes Health Care		433	45	9%	478
HARTS HARBOR HEALTH CARE CENTER		457	21	4%	478
URGENT CARE EXPRESS LLC		155	323	68%	478
MOBILE MEDICAL ASSOCIATES PL	17	408	52	11%	477
ADVENTHEALTH EXPRESS CARE AT WALGREENS 49TH STREET		405	71	15%	476
GOOD SAMARITAN CENTER		473	3	1%	476
NAVAL HOSPITAL - JACKSONVILLE		137	339	71%	476
CHAUTAUQUA REHABILITATION AND NURSING CENTER		461	10	2%	471
Cypress Cove Care Center		371	100	21%	471
CONSULATE HEALTH CARE OF BAYONET POINT	4	459	7	1%	470
NTD_EUROFINS_AIMS		429	40	9%	469
MAGNOLIA FAMILY URGENT CARE		422	46	10%	468
MEDSCAN LABORATORY INC	1	253	214	46%	468
HOSPICE OF THE FLORIDA SUNCOAST,THE		465	3	1%	468
CARE ONE OF FLORIDA	1	321	146	31%	468
MEDIPATH		42	425	91%	467
NEW YORK PRESBYTERIAN - CUMC CLINICAL		448	18	4%	466
ANCIENT CITY PEDIATRICS	1	448	17	4%	466
PALM GARDEN OF WINTER HAVEN	3	447	16	3%	466
BROOKDALE PALMER RANCH	1	407	57	12%	465
Solaris Healthcare Daytona	2	415	47	10%	464
ELLENTON PEDIATRICS		445	19	4%	464
MEMPHIS PATHOLOGY LABORATORY	5	434	23	5%	462
NEW PLANT CITY FAMILY CARE	1	249	211	46%	461
THE PALACE MANAGEMENT - THE PALACE AT CORAL GABLES		458	3	1%	461
Williston Care Center		396	63	14%	459
VITAS LUTHERAN TOWERS INPATIENT PROGRAM		394	64	14%	458
BRISTOL AT TAMPA, THE	4	446	8	2%	458
GANDY CROSSING CARE CENTER	1	440	16	4%	457
ADVENTHEALTH MEDICAL GROUP PROMPT CAR	1	332	123	27%	456
ABBAY DELRAY		450	6	1%	456
CLARIDGE HOUSE NURSING CENTER		437	18	4%	455
EPN URGENT CARE		83	371	82%	454
Darcy Hall Of Life Care		440	13	3%	453
Solaris HealthCare Windermere		420	32	7%	452
Q ANSWER LAB	1	392	59	13%	452

COVID-19: testing by laboratory

Data through Apr 4, 2021 verified as of Apr 5, 2021 at 09:25 AM

Data in this report are provisional and subject to change.

The numbers in the table below represent the number of Florida and non-Florida residents for whom test results were received by the Department of Health. A person can be tested by more than one laboratory and can have both positive and negative results. **Therefore, the sum of the numbers in each column will be larger than the total number of people tested.**

Reporting lab	Inconclusive	Negative	Positive	Percent positive	Total
ADDINGTON PLACE AT WELLINGTON GREEN		441	9	2%	450
STARKE FAMILY MEDICAL CENTER		361	89	20%	450
Ocala Health and Rehabilitation Center		429	21	5%	450
HEALTHY STEPS PEDIATRICS		401	47	10%	448
ASSOCIATESMD MEDICAL GROUP INC		383	64	14%	447
BROOKSVILLE HEALTHCARE CENTER LLC		434	13	3%	447
DIAMOND RIDGE HEALTH AND REHABILITATION CENTER		424	22	5%	446
TIDEWELL HOSPICE INC	2	436	7	2%	445
SMA SPECIALTY MEDICAL LAB		120	325	73%	445
Santa Rosa Center for Rehabilitation and Healing		374	71	16%	445
PORT SAINT LUCIE HOSPITAL		434	9	2%	443
NORTH FLORIDA REHABILITATION & SPECIALTY CARE		436	6	1%	442
ORLANDO VA MEDICAL CENTER			442	100%	442
PRINCIPLE LABORATORY	7	426	7	2%	440
EMERITUS AT NAPLES	2	437	1	0%	440
ST ANDREWS BAY SKILLED NURSING &		378	61	14%	439
VITAS HEALTHCARE CORPORATION		433	5	1%	438
FLORIDA HOSPITAL HEARTLAND MED CTR LAKE PLACID		336	102	23%	438
UNIVERSITY OF CENTRAL FLORIDA HEALTH SERVICES		424	14	3%	438
TRINITY REGIONAL REHAB CENTER		420	16	4%	436
Bardmoor Oaks Healthcare and Rehabilitation Center		422	14	3%	436
PRO HEALTH		188	248	57%	436
SOLARIS HEALTHCARE MERRITT ISLAND		390	44	10%	434
APP-UNIPATH, LLC	2	416	15	3%	433
Parkview Rehabilitation Center at Winter Park		423	10	2%	433
THE SPRINGS AT BOCA CIEGA BAY		420	11	3%	431
AMEERAH LABS, LLC	2	344	84	20%	430
FLORIDA DEPT OF HEALTH IN BREVARD COUNTY	3	364	63	15%	430
ROLLINS COLLEGE WELLNESS CENTER		130	300	70%	430
AVECINA MEDICAL JULINGTON	1	240	189	44%	430
Manatee Springs Rehabilitation and Nursing Center		410	20	5%	430
BONIFAY NURSING AND REHAB CENTER		398	31	7%	429
PINES OF SARASOTA		421	7	2%	428
INDIAN RIVER CTR, LLC		375	52	12%	427
ABBOTT DIAGNOSTICS		408	18	4%	426
BAPTIST PRIMARY CARE, INC		396	30	7%	426
KINDRED HOSPITAL	10	395	20	5%	425
UNIVERSITY OF TAMPA STUDENT HEALTH AND SHC CLINICAL LABORATORY		264	160	38%	424
LEHIGH REGIONAL MEDICAL CENTER LAB	2	372	47	11%	421
FLORIDA DEPARTMENT OF HEALTH IN LIBERTY COUNTY	3	321	97	23%	421
Destin Healthcare and Rehabiliation Center	1	380	40	10%	421
CLERMONT HEALTH AND REHABILITATION CENTER		388	32	8%	420
SOLARIS HEALTHCARE BAYONET POINT		403	17	4%	420
DIGNITY HEALING, LLC		405	15	4%	420
GARCIA CLINICAL LABORATORY		28	392	93%	420
TREASURE COAST COMMUNITY HEALTH	3	349	67	16%	419
QUALITOX LABORATORIES		237	181	43%	418

COVID-19: testing by laboratory

Data through Apr 4, 2021 verified as of Apr 5, 2021 at 09:25 AM

Data in this report are provisional and subject to change.

The numbers in the table below represent the number of Florida and non-Florida residents for whom test results were received by the Department of Health. A person can be tested by more than one laboratory and can have both positive and negative results. **Therefore, the sum of the numbers in each column will be larger than the total number of people tested.**

Reporting lab	Inconclusive	Negative	Positive	Percent positive	Total
ORCHARD PARK HEALTH & REHABILITATION		411	5	1%	416
Life Care Center of Punta Gorda	1	399	14	3%	414
MOOSEHAVEN HEALTH CENTER		373	40	10%	413
PALM GARDEN OF WEST PALM BEACH ☐	4	394	15	4%	413
PEDIATRICS BY THE SEA		396	17	4%	413
ADVENT HEALTH - WESTCHASE ER		356	56	14%	412
APLS SERVICES LLC D/B/A CLEAR DIAGNOSTICS	12	394	6	1%	412
WATERMARK LAKE POINTE WOODS LLC		394	18	4%	412
MINUTECLINIC LLC #3671		366	44	11%	410
Timberridge Center for Rehabilitation and Healing		375	35	9%	410
FLORIDA DEPARTMENT OF HEALTH		360	49	12%	409
AYERS HEALTH & REHABILITATION CENTER		402	7	2%	409
FAMILY CARE PARTNERS OF NORTHEAST FLORIDA LLC		332	74	18%	406
TIDE LABORATORIES		362	44	11%	406
EMERALD COAST PEDIATRICS & ADOL		343	63	16%	406
HEALTHWORKS MED GROUP OF FLORIDA PA	3	394	8	2%	405
DIAGNOSTIC & CLINICAL CARE SERVICES INC DBA		325	80	20%	405
TRI-COUNTY NURSING AND REHABILITATION CENTER INC		389	15	4%	404
BLOUNTSTOWN REHABILITATION CENTER LLC		298	106	26%	404
PLANT CITY PEDIATRICS	1	327	75	19%	403
Consulate Health Care of North Fort Myers		390	13	3%	403
VILLAGE DOCTORS OF KEYSTONE		320	83	21%	403
Bayside Care Center	1	382	20	5%	403
ST PETERSBURG PEDIATRICS-PARK BLVD		367	35	9%	402
BRIDGEWATER PARK HEALTH AND REHAB		370	31	8%	401
AMBULATORY SURGERY CENTER OF BOCA RATON LTD		396	4	1%	400
SUNLAND MARIANNA COX MEDICAL CENTER		357	43	11%	400
LIFE CARE PONTE VEDRA INC		388	11	3%	399
6TH MEDICAL GROUP - MCDILL AFB	1	366	31	8%	398
ADVENTHEALTH EXPRESS CARE AT		326	72	18%	398
LIFE CARE CENTER OF WINTER HAVEN		380	18	5%	398
ADVENT HEALTH - TIMBERRIDGE ER		334	64	16%	398
PruittHealth Panama City	1	330	64	16%	395
AVANTE AT OCALA INC	2	362	31	8%	395
MINI ER AND URGENT CARE		289	105	27%	394
PALMS OF SEBRING		359	34	9%	393
SEASIDE HEALTH AND REHABILITATION CENTER		335	58	15%	393
Life Care Center of Ocala		323	69	18%	392
NATIONS BEST FAMILY HEALTH CARE		211	180	46%	391
BARBER		13	376	97%	389
UR MEDICINE LABS- CENTRAL LABORATORY		365	24	6%	389
FAMILY EXPRESS URGENT CARE		5	382	99%	387
HCSO OCCUPATIONAL HEALTH AND WELLNESS CENTER		306	78	20%	384
Stacey Health Care Centers Inc. dba Riverside Care Center		353	30	8%	383
FLORIDA HEART & VASCULAR MULTISPECIALTY GROUP PA		283	99	26%	382
ST PETERSBURG PEDIATRICS-SEMINOLE BLVD		313	68	18%	381
BROOKDALE PADDOCK HILLS	2	377	2	1%	381

COVID-19: testing by laboratory

Data through Apr 4, 2021 verified as of Apr 5, 2021 at 09:25 AM

Data in this report are provisional and subject to change.

The numbers in the table below represent the number of Florida and non-Florida residents for whom test results were received by the Department of Health. A person can be tested by more than one laboratory and can have both positive and negative results. **Therefore, the sum of the numbers in each column will be larger than the total number of people tested.**

Reporting lab	Inconclusive	Negative	Positive	Percent positive	Total
PEDIATRIC ASSOCIATES OF OCALA PA		349	32	8%	381
WHITE-WILSON MEDICAL CENTER - NICEVILLE		338	42	11%	380
MANOR CARE OF BOYNTON BEACH LLC		356	24	6%	380
JAMES A HALEY VETERANS HOSPITAL			380	100%	380
BARTON HEALTH ALLIANCE	3	331	45	12%	379
ORCHARD RIDGE CARE AND REHABILITATION CENTER		359	19	5%	378
SERENADES IN THE VILLAGES		325	53	14%	378
BAYA PHARMACY WEST		8	368	98%	376
HEALTH PARK CARE CENTER		368	7	2%	375
FAIR HAVENS CENTER, OPCO		368	7	2%	375
SPECIALTY HEALTH AND REHABILITATION CENTER		350	25	7%	375
TUSKAWILLA NURSING AND REHAB CENTER	2	366	7	2%	375
ACCESS MEDICAL CENTER	1	344	29	8%	374
ELMCROFT PINECREST	1	348	25	7%	374
ENCOMPASS HEALTH REHABILITATION HOSPITAL OF SUNRISE	8	358	7	2%	373
WELL HEALTH WORKS	1	329	42	11%	372
HENDRY REGIONAL MEDICAL CENTER		107	265	71%	372
HARDEE MANOR HEALTH CARE CENTER	1	368	3	1%	372
URGENT CARE BETHESDA	1	318	52	14%	371
SEA BREEZE REHAB AND NURSING CENTER□		362	9	2%	371
BROOKDALE LAKE TAVARES		365	6	2%	371
SIGNATURE HEALTHCARE OF NORTH FLORIDA		366	4	1%	370
HOLISTIX TREATMENT CENTERS		360	10	3%	370
ADVENT HEALTH - TAMPA		148	221	60%	369
INFORM DIAGNOSTICS		360	9	2%	369
ATLANTIC SHORES NURSING AND REHAB CENTER	1	358	10	3%	369
ONESTOP MEDICAL AND URGENT CARE LLC		321	47	13%	368
CHURCH OF SCIENTOLOGY FLAG SERVICE ORGANIZATION		364	4	1%	368
AZALEA TRACE PHYSICIAN SERVICES		363	4	1%	367
TRENTON MEDICAL CENTER INC DBA PALMS MEDICAL GROUP	4	270	93	25%	367
HEALTH CENTRAL PARK		301	66	18%	367
SOLARIS HEALTHCARE PARKWAY	2	348	17	5%	367
EPWORTH VILLAGE RETIREMENT COMMUNITY		360	6	2%	366
VETERANS AFFAIRS MEDICAL CENTER - LAKE CITY		52	314	86%	366
OCEAN VIEW NURSING AND REHAB CENTER		348	17	5%	365
University Crossing		364			364
VILLAGE DOCTORS FAMILY MEDICAL CENTER OF		300	64	18%	364
Bay Breeze Senior Living and Rehabilitation Center		311	53	15%	364
ROSEWOOD HEALTH AND REHABILITATION CENTER		340	23	6%	363
TAMARAC REHABILITATION & HEALTH CENTER		359	4	1%	363
AVANTE AT MT DORA		355	7	2%	362
SABAL DIRECT PRIMARY CARE, PA		299	62	17%	361
WALGREENS 3173		329	32	9%	361
SAMANTHA WILSON CARE CENTER	4	345	10	3%	359
HARDEE COUNTY HEALTH DEPARTMENT		289	70	19%	359
HAINES CITY REHABILITATION AND NURSING CENTER		334	24	7%	358
SUN COUNTRY PEDIATRICS PLLC	9	318	31	9%	358

COVID-19: testing by laboratory

Data through Apr 4, 2021 verified as of Apr 5, 2021 at 09:25 AM

Data in this report are provisional and subject to change.

The numbers in the table below represent the number of Florida and non-Florida residents for whom test results were received by the Department of Health. A person can be tested by more than one laboratory and can have both positive and negative results. **Therefore, the sum of the numbers in each column will be larger than the total number of people tested.**

Reporting lab	Inconclusive	Negative	Positive	Percent positive	Total
SANFORD LABORATORIES		332	26	7%	358
BAY VILLAGE OF SARASOTA INC		354	3	1%	357
Coastal Health and Rehabilitation Center		344	11	3%	355
MANORCARE HEALTH SERVICES - VENICE		299	55	16%	354
BAYSHORE DIAGNOSTICS		311	43	12%	354
PALMETTO SUBACUTE CARE CENTER		343	11	3%	354
COLOR GENOMICS, INC.	2	346	6	2%	354
Marshall Health and Rehabilitation Center		304	49	14%	353
SPRINGTREE REHAB & HEALTH CARE CENTER		329	24	7%	353
MEDFAST URGENT CARE CENTER		122	230	65%	352
VILLAGE AT VIENNA SQUARE,THE	6	329	17	5%	352
MY CLINICAL LAB		223	129	37%	352
CORAL BAY HEALTHCARE AND REHABILITATION	1	338	12	3%	351
PEDIATRIC HEALTH CARE ALLIANCE, PA		315	35	10%	350
PEDIATRICS IN BREVARD PA		296	54	15%	350
FAIRWAY OAKS CENTER LLC	6	338	6	2%	350
EXCEL PEDIATRICS		297	52	15%	349
BAPTIST PRIMARY CARE INC	1	322	26	7%	349
FL HUD DESTIN, LLC D/B/A GRAND BOULEVARD HEALTH		310	39	11%	349
OKEECHOBEE COUNTY HEALTH DEPT	1	251	97	28%	349
CORAL TRACE HEALTH CARE	2	341	5	1%	348
PENSACOLA PEDIATRICS, PA		331	17	5%	348
HEALTH DESIGNS		332	14	4%	346
ARCPPOINT LABS OF SARASOTA MANATEE		266	79	23%	345
USAFSAM/PHE		174	170	49%	344
KISSIMMEE FACILITY OPERATIONS LLC		320	24	7%	344
HOLIDAY CVS LLC DBA CVS/PHARMACY #0440		329	14	4%	343
ELMHURST HOSPITAL CENTER	1	313	29	8%	343
FLORIDA HEALTH CARE PLANS			342	100%	342
SELECT REFERENCE LABORATORIES, LLC	1	329	12	4%	342
24/7 PEDIATRIC CARE CENTERS INC		320	21	6%	341
ADVENT HEALTH CENTRA CARE - PALM COAST		80	261	77%	341
LAKE EUSTIS HEALTH AND REHABILITATION CENTER		332	8	2%	340
CRONOS CLINICAL LABORATORY	22	227	91	27%	340
COMMUNITY HEALTH AND REHABILITATION CENTER		276	63	19%	339
MEDICAL CENTER AT OCEAN REEF,THE		321	17	5%	338
PALM BEACH COUNTY FIREFIGHTERS HEALTH CLINIC, LLC		285	53	16%	338
AVANTE AT LEESBURG INC		335	2	1%	337
KEY WEST HEALTH AND REHAB	1	326	8	2%	335
AVENTURA REHAB AND NURSING CENTER		319	15	4%	334
ORLANDO ORTHOPAEDIC OUTPATIENT SURGERY CENTER LLC		331	3	1%	334
ESTERO ISLAND MEDICAL CENTER		266	68	20%	334
NORTH PINELLAS STATMED QUICK QUALITY CLINICS		236	97	29%	333
The Care Center at Pinellas Park	1	324	8	2%	333
THE VILLAGES REGIONAL HOSPITAL FREESTANDING		294	39	12%	333
MIDWAY SPECIALTY CARE CENTER	3	215	114	34%	332
DELTONA HEALTH CARE		307	24	7%	331

COVID-19: testing by laboratory

Data through Apr 4, 2021 verified as of Apr 5, 2021 at 09:25 AM

Data in this report are provisional and subject to change.

The numbers in the table below represent the number of Florida and non-Florida residents for whom test results were received by the Department of Health. A person can be tested by more than one laboratory and can have both positive and negative results. **Therefore, the sum of the numbers in each column will be larger than the total number of people tested.**

Reporting lab	Inconclusive	Negative	Positive	Percent positive	Total
RIVERS FAMILY MEDICINE PA		249	82	25%	331
TAVARES PEDIATRICS		280	51	15%	331
ST CATHERINE'S WEST REHABILITATION HOSPITAL		317	13	4%	330
Life Care Center at Inverrary		321	9	3%	330
Life Care Center at Wells Crossing		309	21	6%	330
MY HEALTHY BLUEPRINT BY BAPTIST HEALTH CARE		277	52	16%	329
DEPARTMENT OF HEALTH BUREAU OF FAMILY		323	6	2%	329
PALMS REHABILITATION AND HEALTHCARE CENTER		291	38	12%	329
LASER & SURGERY CENTER OF THE PALM BEACHES□		326	2	1%	328
Vi at Lakeside Village Skilled Nursing		314	14	4%	328
PALM BEACH PEDIATRICS PA	2	282	43	13%	327
Heartland Healthcare of Ft. Myers	1	324	1	0%	326
SOUTHWEST ORLANDO FAMILY MEDICINE, PL		273	53	16%	326
SILVER CREEK SENIOR LIVING COMMUNITY		321	5	2%	326
Solaris Healthcare Lake Bennet		289	36	11%	325
PIONEER CLINICAL LAB, LLC		212	113	35%	325
ARGO SENIOR LIVING AT HAVERHILL		305	20	6%	325
LabCorp (Non-Interfaced)	1	127	196	60%	324
ADVANCED AMBULATORY SURGERY CENTER		311	13	4%	324
JACKSONVILLE KIDS PEDIATRICS, PLLC		289	35	11%	324
GOOD SAMARITAN SOCIETY-DAYTONA		303	21	6%	324
PENSACOLA PEDIATRICS - PACE		311	12	4%	323
JACKSON PLAZA NURSING & REHAB CENTER	6	309	8	2%	323
KENNEDY PAIN CLINIC GROUP LLC		289	33	10%	322
BEAR CREEK NURSING CENTER		316	5	2%	321
AMERICAN FINNISH NURSING HOME	2	310	8	3%	320
CHEEK AND SCOTT DRUGS INC		268	52	16%	320
Solaris Healthcare Coconut Creek		314	6	2%	320
PruittHealth Santa Rosa		225	94	29%	319
WIMAUMA COMMUNITY HEALTH CENTER		261	57	18%	318
ROSEN MEDICAL CENTER		277	41	13%	318
Avante at Inverness		315	3	1%	318
FAMILY CARE PARTNERS OF NE FLORIDA LLC		245	73	23%	318
BIOCEPT		296	22	7%	318
REGENTS PARK OF BOCA RATON□		315	3	1%	318
PHYSICIANS REGIONAL WALK-IN		190	127	40%	317
REHABILITATION CENTER OF LAKE CITY, THE		289	28	9%	317
FRICKS PHARMACY		253	63	20%	316
The Grove Health and Rehabilitation		291	24	8%	315
HOLLEY NAVARRE MEDICAL CLINIC		236	79	25%	315
ST LUCIE EMPLOYEE HEALTH & WELLNESS CENTER		308	6	2%	314
MEDEXPRESS LUTZ		3	311	99%	314
GENESIS MEDICAL LABORATORY MIAMI FL.		83	230	73%	313
AVELLINO LAB USA, INC	1	300	12	4%	313
SIGNATURE HEALTHCARE AT THE COURTYARD		266	47	15%	313
MANORCARE AT LELY PALMS		307	5	2%	312
ST JAMES HEALTH AND REHABILITATION CENTER		225	87	28%	312

COVID-19: testing by laboratory

Data through Apr 4, 2021 verified as of Apr 5, 2021 at 09:25 AM

Data in this report are provisional and subject to change.

The numbers in the table below represent the number of Florida and non-Florida residents for whom test results were received by the Department of Health. A person can be tested by more than one laboratory and can have both positive and negative results. **Therefore, the sum of the numbers in each column will be larger than the total number of people tested.**

Reporting lab	Inconclusive	Negative	Positive	Percent positive	Total
Life Care Center of Sarasota		298	13	4%	311
ST JUDE CHILDREN'S RESEARCH HOSPITAL		295	15	5%	310
LUTHERAN HAVEN		300	9	3%	309
HEATHER HILL HEALTHCARE CENTER		262	46	15%	308
METROPOLITAN HOSPITAL CENTER		299	7	2%	306
Avante at St Cloud, Inc.		297	9	3%	306
SAINTS 120 LLC	1	270	34	11%	305
HOMESTEAD MANOR	2	262	41	13%	305
CRYSTAL RIVER HEALTH & REHAB		303	2	1%	305
LAKELAND REGIONAL HEALTH SYSTEMS INC		39	266	87%	305
CLARE BRIDGE ORMOND BEACH	1	303			304
MANOR CARE OF NAPLES FL LLC		301	3	1%	304
HUNT CLUB PEDIATRIC ASSOCIATES, P.A.		263	41	13%	304
LA MER NH LLC		298	5	2%	303
OSPREY LODGE		242	59	20%	301
BOULEVARD REHABILITATION CENTER		287	14	5%	301
FLORIDA KEYS PEDIATRICS & ADOLESCENT CENTER		283	16	5%	299
TALLAHASSEE NHHI LLC	1	271	27	9%	299
BOCA BIOLISTICS REFERENCE LABORATORY	2	185	112	37%	299
ELLENTON PEDIATRICS PA		280	18	6%	298
CROSS POINTE CARE CENTER	2	290	6	2%	298
BUENA VISTA URGENT CARE		264	34	11%	298
FLETCHER HEALTH AND REHABILITATION CENTER		297	1	0%	298
LAKE PARK OF MADISON		285	11	4%	296
EDGEWATER AT WATERMAN VILLAGE,THE		280	16	5%	296
BROOKDALE DESTIN		284	12	4%	296
CONSULATE HEALTH CARE OF SAFETY HARBOR		289	7	2%	296
DAYTONA BEACH HEALTH AND REHAB CENTER		294	2	1%	296
RULEME CENTER	2	266	27	9%	295
LIFE HOPE LABS, LLC		289	6	2%	295
LONGWOOD FAMILY PRACTICE		226	69	23%	295
PERSONALIZED GENETIC TESTING	3	193	99	34%	295
ARCPOINT LABS OF ST PETERSBURG		209	85	29%	294
LODGE HEALTH AND REHABILITATION CENTER, THE		262	32	11%	294
BAY COUNTY SHERIFFS OFFICE JAIL FACILITY		249	45	15%	294
Avante at Orlando	1	287	6	2%	294
AVON PARK PEDIATRICS INC	3	263	27	9%	293
Concordia Village of Tampa AL		288	5	2%	293
SILVERCREST HEALTH AND REHABILITATION CENTER	3	282	8	3%	293
NORTHWEST MEDICAL CENTER CLINICAL LABORATORY		175	118	40%	293
BIOIQ		243	48	16%	291
CENTERSTONE OF FLORIDA		267	24	8%	291
LUIS A GHIGLINO MD PA		281	9	3%	290
BHA TITUSVILLE CLINIC		270	20	7%	290
HOSPICE OF LAKE & SUMTER INC	1	283	6	2%	290
PALM GARDEN OF GAINESVILLE	2	285	2	1%	289
FLORIDA STATE HOSPITAL CLINICAL LABORATORY		287	2	1%	289

COVID-19: testing by laboratory

Data through Apr 4, 2021 verified as of Apr 5, 2021 at 09:25 AM

Data in this report are provisional and subject to change.

The numbers in the table below represent the number of Florida and non-Florida residents for whom test results were received by the Department of Health. A person can be tested by more than one laboratory and can have both positive and negative results. **Therefore, the sum of the numbers in each column will be larger than the total number of people tested.**

Reporting lab	Inconclusive	Negative	Positive	Percent positive	Total
AMERICAN HEALTH ASSOCIATES INC	1	270	18	6%	289
AUBURN UNIVERSITY MEDICAL CLINIC		227	62	21%	289
DOCTORS MEMORIAL HOSPITAL		158	130	45%	288
TIERRA PINES CENTER		275	12	4%	287
LORI MCAULIFFE MD PA		255	32	11%	287
RENAISSANCE AT THE TERRACES		285	2	1%	287
ACCURATE DIAGNOSTIC LABS, INC		270	17	6%	287
W FRANK WELLS NURSING HOME		257	29	10%	286
RITECARE MEDICAL CENTER		208	78	27%	286
SARAPATH DIAGNOSTICS		162	124	43%	286
West Melbourne Health and Rehabilitation Center		285	1	0%	286
MACCLENNY NURSING AND REHAB		267	18	6%	285
Surrey Place Healthcare and Rehabilitation		283	2	1%	285
POMPANO REHABILITATION AND NURSING CTR		285			285
WHITE WILSON MEDICAL IMMEDIATE CARE NICEVILLE		66	218	77%	284
CITY OF PORT SAINT LUCIE		261	23	8%	284
FLORIDA ATLANTIC UNIVERSITY STUDENT HEALTH		235	49	17%	284
PARTICLE THEORY LABS		261	23	8%	284
SUNCOAST URGENT CARE		213	70	25%	283
AURORA DIAGNOSTICS BERNHARDT LABORATORIES PATHOLOGY SERVICE		190	93	33%	283
STERLING HOUSE OF DELAND		281	1	0%	282
Sunset Point Center		278	4	1%	282
RIVERWOOD HEALTH NH LLC		242	39	14%	281
MADISON FACILITY INC		278	3	1%	281
DAVID SCOTT MADWAR MD PA□		253	28	10%	281
BAYA POINTE NURSING AND REHABILITATION		197	83	30%	280
renaissance health and rehabilitation center		260	20	7%	280
Solaris HealthCare Imperial		272	8	3%	280
VILLAGE PLACE NH LLC□		255	24	9%	279
PAVILION FOR HEALTHCARE, THE		275	3	1%	278
HAVEN OF OUR LADY OF PEACE INC		270	8	3%	278
USA HEALTH UNIVERSITY HOSPITAL CLINICAL LABORATORY	1	267	10	4%	278
WESTCHESTER GARDENS LIMITED PARTNERSHIP		272	6	2%	278
HARBOURWOOD	1	272	4	1%	277
CYPRESS COVE		271	6	2%	277
Chatsworth at PGA National, LLC		265	12	4%	277
PRUITT HEALTH-SANTA ROSA		275	2	1%	277
Crossbreeze care center	1	274	2	1%	277
Rehabilitation Center for Park Place LLC		266	11	4%	277
VILLAGES REGIONAL HOSPITAL SURGERY CENTER LLC, THE		218	58	21%	276
STATMED QUICK QUALITY CLINIC AT NORTH PINELLAS		66	209	76%	275
CHIPOLA HEALTH AND REHAB		257	18	7%	275
Glades West Rehabilitation and Nursing Center		266	8	3%	274
NASSAU COUNTY JAIL		229	43	16%	272
WESTWOOD HEALTHCARE SNF		225	46	17%	271
FOUNTAIN INN NURSING & REHABILITATION CTR, INC		265	6	2%	271
PBC FIREFIGHTER BENEFIT FUND WELLNESS CENTER		225	45	17%	270

COVID-19: testing by laboratory

Data through Apr 4, 2021 verified as of Apr 5, 2021 at 09:25 AM

Data in this report are provisional and subject to change.

The numbers in the table below represent the number of Florida and non-Florida residents for whom test results were received by the Department of Health. A person can be tested by more than one laboratory and can have both positive and negative results. **Therefore, the sum of the numbers in each column will be larger than the total number of people tested.**

Reporting lab	Inconclusive	Negative	Positive	Percent positive	Total
Premier Place at The Glenview		261	9	3%	270
VETERANS AFFAIRS MEDICAL CENTER - MIAMI		2	268	99%	270
ARBOR FACILITY INC		267	3	1%	270
BRENTWOOD RETIREMENT COMMUNITY	5	232	31	12%	268
LAKEVIEW NEUROLOGIC		257	11	4%	268
PROTEUS MOLECULAR AND CLINICAL LAB	1	155	112	42%	268
ADVENT HEALTH CENTRA CARE - ORMOND BEACH		113	155	58%	268
ADVENT HEALTH CARE CENTER	9	246	13	5%	268
ABBOTT LABORATORIES		166	102	38%	268
PONTE VEDRA GARDENS		265	1	0%	266
SERANADES BY SONATA WEST ORANGE		236	29	11%	265
FIRST CHOICE PRIMARY CARE		212	53	20%	265
DE LUNA HEALTH AND REHABILITATION CENTER		242	23	9%	265
JACKSONVILLE VA UNIVERSITY OPC	4	252	8	3%	264
CHIPOLA MEDICAL ASSOCIATES, LLC		186	76	29%	262
BROWARD NURSING & REHABILITATION CTR	8	240	14	5%	262
Chatham Glen Healthcare and Rehabilitation Center		253	8	3%	261
WASHINGTON REHAB AND NURSING		251	10	4%	261
Cross Gardens Care Center		260	1	0%	261
CLIFFORD CHESTER SIMS VA NURSING HOME		251	9	3%	260
CONEY ISLAND HOSPITAL		252	7	3%	259
CONSULATE HEALTHCARE OF KISSIMMEE		247	12	5%	259
ALLIANCE PEDIATRICS PA		253	5	2%	258
AZALEA TRACE		245	13	5%	258
AMELIA MEDICAL CARE		107	151	59%	258
FLORIDA WOMAN CARE LABORATORY LLC		232	26	10%	258
Solaris Senior Living North Naples ALF		248	9	4%	257
JACKSONVILLE UNIVERSITY	1	243	13	5%	257
NORTH FLORIDA PEDIATRICS - MARIANNA		217	39	15%	256
ADVENT HEALTH - ORLANDO		195	61	24%	256
BOND CLINIC, PA		189	67	26%	256
INNOVATIVE GENOMICS, LLC		222	33	13%	255
FORT MYERS REHABILITATION AND NURSING CENTER		228	26	10%	254
MARTIN MEMORIAL MEDICAL CENTER LAB		128	126	50%	254
MIAMI JEWISH HEALTH SYSTEMS, INC	4	241	9	4%	254
CONCIMED LLC		229	24	9%	253
SHELL POINT VILLAGE MEDICAL CENTER		246	7	3%	253
LAKEVIEW INTERNAL MEDICINE		189	62	25%	251
STUART - FAIRGROUNDS		219	32	13%	251
FAMILY MEDICAL CARE OF PALM BEACH		190	61	24%	251
AFTER HOURS PEDIATRICS INC	1	1	248	99%	250
BUREAU OF CLINICAL LABORATORIES		209	41	16%	250
TERRACES OF LAKE WORTH CARE CENTER□		237	12	5%	249
ST MARK VILLAGE	1	243	5	2%	249
HEARTLAND PEDIATRICS OF LAKE PLACID PA	1	217	30	12%	248
CARRINGTON PLACE OF ST PETE LLC		242	6	2%	248
ARDEN COURTS OF TAMPA□	2	241	5	2%	248

COVID-19: testing by laboratory

Data through Apr 4, 2021 verified as of Apr 5, 2021 at 09:25 AM

Data in this report are provisional and subject to change.

The numbers in the table below represent the number of Florida and non-Florida residents for whom test results were received by the Department of Health. A person can be tested by more than one laboratory and can have both positive and negative results. **Therefore, the sum of the numbers in each column will be larger than the total number of people tested.**

Reporting lab	Inconclusive	Negative	Positive	Percent positive	Total
220 GOLDEN, LLC	1	231	16	6%	248
BAYVIEW CENTER		242	5	2%	247
FLORIDA CLINICAL LABORATORY-BIOREFERENCE LABORATORIES		96	151	61%	247
WALGREENS 10670		215	32	13%	247
KR at Hillsborough Lakes/Lutz Healthcare		237	10	4%	247
AVECINA MOBILE		121	125	51%	246
ADVENTHEALTH EXPRESS CARE AT WESLEY CH		218	28	11%	246
Heritage Healthcare at Tallahassee		239	7	3%	246
ROSEWOOD HEALTHCARE & REHABILITATION CENTER		239	6	2%	245
MALABAR/ADVENT CENTRA CARE		48	196	80%	244
HOMESTEAD VILLAGE		232	11	5%	243
DOS OF NORTH SHORES NURSING & REHAB CENTER		243			243
ARCHER HEALTH VENTURES, LLC		217	25	10%	242
SEAVIEW NURSING AND REHABILITATION CENTER		233	9	4%	242
Consulate Health Care of St. Petersburg		235	7	3%	242
GOOD SAMARITAN CARES		236	5	2%	241
UCC - WELLINGTON		3	238	99%	241
AMERICAN HOUSE SENIOR LIVING		189	51	21%	240
CLARE BRIDGE OF SARASOTA		238	2	1%	240
TGH		1	239	100%	240
WHITE WILSON MEDICAL CENTER IMMEDIATE CARE		132	108	45%	240
FELLOWSHIP HOME AT THE FAIRWAY LLC		233	7	3%	240
STERLING HOUSE OF WINTER HAVEN		237	3	1%	240
PALM GARDEN OF AVENTURA		236	3	1%	239
ORANGE COUNTY HEALTH DEPT		228	11	5%	239
SOUTHLAND SUITES OF ORMOND BEACH	4	234			238
JUPITER MEDICAL CENTER URGENT CENTER		194	43	18%	237
ST AUGUSTINE HEALTH & REHAB CENTER		235	1	0%	236
OAK HAMMOCK AT THE UNIVERSITY OF FLORIDA		229	6	3%	235
BAY TREE CARE AND REHABILITATION CENTER		197	38	16%	235
REGENTS PARK AT AVENTURA		221	14	6%	235
SIGNATURE HEALTHCARE OF ORANGE PARK		232	3	1%	235
BAPTIST HEALTH URGENT CARE AT PLANTATION		192	43	18%	235
ATLANTIC URGENT CARE		155	78	33%	233
MANDARIN PEDIATRICS		210	22	9%	232
Orchid Cove at Sarasota		230	1	0%	231
EDGEWOOD NURSING CENTER		221	10	4%	231
HOLISTIC PEDIATRICS GROUP LLC		210	21	9%	231
ManorCare Health Services-Palm Harbor	1	229	1	0%	231
ST VINCENT'S AMBULATORY CARE INC DBA	2	197	31	13%	230
LYNN HAVEN SPORTS COMPLEX-WALKON CLINIC		21	209	91%	230
EVENT MED SERVICES LABORATORY		225	5	2%	230
VI AT BENTLEY VILLAGE HOME CARE		229	1	0%	230
ST ANTHONYS REHABILITATION HOSPITAL	9	218	2	1%	229
ST JOSEPH'S HOSPITAL LABORATORY			229	100%	229
Lake Port Square Health Center		212	17	7%	229
HOSPICE OF ST FRANCIS INC		222	7	3%	229

COVID-19: testing by laboratory

Data through Apr 4, 2021 verified as of Apr 5, 2021 at 09:25 AM

Data in this report are provisional and subject to change.

The numbers in the table below represent the number of Florida and non-Florida residents for whom test results were received by the Department of Health. A person can be tested by more than one laboratory and can have both positive and negative results. **Therefore, the sum of the numbers in each column will be larger than the total number of people tested.**

Reporting lab	Inconclusive	Negative	Positive	Percent positive	Total
CCS - JOSEPH V CONTE		226	2	1%	228
MARTIN ACQUISITION 1 LLC DBA		214	14	6%	228
MIAMI CEREBRAL PALSY RESIDENTIAL		227	1	0%	228
OAKBROOK HEALTH AND REHABILITATION CENTER	1	212	14	6%	227
AVANTE AT ORMOND BEACH INC		221	6	3%	227
SURREY PLACE CARE CENTER		219	7	3%	226
Lakewood Nursing Center		197	29	13%	226
PARKS HEALTHCARE & REHABILITATION CTR	4	211	11	5%	226
SAMIR EBEID MD		203	23	10%	226
ASCENSION MEDICAL GROUP		5	220	98%	225
THE RESIDENCE AT TIMBER PINES	4	196	25	11%	225
IMA MEDICAL GROUP		157	68	30%	225
PADDOCK RIDGE		222	3	1%	225
DISCOVERY VILLAGE AT MELBOURNE		197	27	12%	224
FORT PIERCE HEALTH CARE		217	7	3%	224
BARTRAM CROSSING		224			224
LCS SANDHILL COVE LLC DBA	6	208	9	4%	223
WIREGRASS DIRECT PRIMARY CARE PLLC		190	33	15%	223
BAPTIST HEALTH SOUTH FLORIDA - WEST BOCA URGENT CARE		177	46	21%	223
CHILDREN MED CARE INC		190	33	15%	223
LEHIGH VALLEY GENOMICS			223	100%	223
LAKESIDE HEALTH CENTER		222			222
NORTH FLORIDA PEDIATRICS PA - DUVAL		193	29	13%	222
PINNACLES PEDS CARE PA		222			222
SPRINGS AT LAKE POINTE WOODS		219	2	1%	221
ADVENT HEALTH - LAKE NONA		192	29	13%	221
NSPIRE HEALTHCARE LAUDERHILL		215	6	3%	221
Signature healthcare of Jacksonville		216	5	2%	221
CONCORD LIFE SCIENCES LLC	2	201	17	8%	220
FARAH MEDICAL		205	15	7%	220
MORSELIFE MEMORY CARE RESIDENCE		211	9	4%	220
CONSULATE HEALTH CARE OF MELBOURNE		214	5	2%	219
SANDY PINES	2	195	22	10%	219
DOCTORS MEMORIAL FAMILY MEDICINE	2	151	66	30%	219
COLONY CLUB ALF,THE	1	205	13	6%	219
Boynton Beach Rehabilitation Center	2	213	4	2%	219
VETERANS AFFAIRS ORLANDO VA MEDICAL CENTER			219	100%	219
CORAL REEF NURSING & REHABILITATION CENTER		213	6	3%	219
WOOD LAKE HEALTH AND REHABILITATION CENTER		219			219
ANGELS DIAGNOSTIC GROUP		174	45	21%	219
ADVENT HEALTH CENTRA CARE - DAYTONA BEACH		94	124	57%	218
Sunnyside Nursing Home		215	3	1%	218
THE MANOR AT CARPENTERS		185	32	15%	217
CORAL GABLES NURSING & REHABILITATION CENTER		207	10	5%	217
MILLENNIUM PHYSICIAN GROUP LLC		190	27	12%	217
ST. CLOUD REGIONAL MEDICAL CENTER		199	18	8%	217
BORLAND GROOVER CLINIC	1	179	37	17%	217

COVID-19: testing by laboratory

Data through Apr 4, 2021 verified as of Apr 5, 2021 at 09:25 AM

Data in this report are provisional and subject to change.

The numbers in the table below represent the number of Florida and non-Florida residents for whom test results were received by the Department of Health. A person can be tested by more than one laboratory and can have both positive and negative results. **Therefore, the sum of the numbers in each column will be larger than the total number of people tested.**

Reporting lab	Inconclusive	Negative	Positive	Percent positive	Total
LAKE PORT SQUARE		200	17	8%	217
Flagler Health and Rehabilitation		214	3	1%	217
CCS - PAUL REIN DETENTION FACILITY		151	66	30%	217
BROOKDALE ATRIM WAY		210	6	3%	216
FLAGLER COUNTY DETENTION CENTER		203	13	6%	216
MIDWAY PRIMARY CARE, LLC	11	130	74	34%	215
Avante at Lake Worth, Inc.		213	2	1%	215
EXPERTUS LABORATORIES INC		142	73	34%	215
MEDICAL CONSULTANTS OF FLORIDA LLC	1	181	33	15%	215
GATEWAY/ADVENT CENTRA CARE	1	24	190	88%	215
SUPERIOR RESIDENCES OF PANAMA CITY BEACH		209	6	3%	215
BLOCK, NATION, CHASE, AND SMOLEN FAMILY MEDICINE		157	57	27%	214
KEY LARGO - LARGO CARGO		193	21	10%	214
PATHWAY PHARMACY		178	36	17%	214
SOLARIS SENIOR LIVING VERO BEACH		205	8	4%	213
Consulate Healthcare of West Palm Beach		197	16	8%	213
INN AT ASTON GARDENS, THE		205	8	4%	213
San Jose Health & Rehabilitation		206	6	3%	212
NADAL PEDIATRICS		180	32	15%	212
Taylor Care Center		207	5	2%	212
CONSULATE HEALTH CARE OF WINTER HAVEN		209	3	1%	212
Avante at Melbourne		208	4	2%	212
HIGHLANDS URGENT CARE			212	100%	212
Bayside Health and Rehabilitation		181	31	15%	212
POCONO MEDICAL CENTER		212			212
GUEST HOUSE OCALA, THE		205	7	3%	212
LIFE CARE CENTER OF PORT ST. LUCIE		200	12	6%	212
KINDRED HOSPITAL THE PALM BEACHES		206	5	2%	211
SUNRISE DIAGNOSTIC LABORATORY		158	53	25%	211
BODYK		207	4	2%	211
Jacaranda Manor		210	1	0%	211
MACTOWN, INC		209	2	1%	211
QUICK CARE MED LLC	1	157	52	25%	210
GOOD SAMARITAN SOCIETY OF DELAND		199	11	5%	210
FLORIDA HEALTH CARE PLAN INC		2	208	99%	210
Royal Oaks Nursing and Rehab		209	1	0%	210
ADVANCED MEDICAL GROUP		1	209	100%	210
BAY VUE NURSING AND REHABILITATION CENTER		200	10	5%	210
HEALTH FIRST - HOLMES REGIONAL MEDICAL CENTER		32	178	85%	210
Whispering Oaks	11	175	23	11%	209
The Palace Nursing and Rehabilitation Center		209			209
Nspire Health Care Kendall		199	10	5%	209
PALMS MEDICAL GROUP HIGH SPRINGS		174	34	16%	208
ARDEN COURTS OF SEMINOLE		167	41	20%	208
life Care Center of Melbourne		191	17	8%	208
FULGENT GENETICS	2	166	40	19%	208
ST PETERSBURG PEDIATRICS-EAST BAY	1	173	34	16%	208

COVID-19: testing by laboratory

Data through Apr 4, 2021 verified as of Apr 5, 2021 at 09:25 AM

Data in this report are provisional and subject to change.

The numbers in the table below represent the number of Florida and non-Florida residents for whom test results were received by the Department of Health. A person can be tested by more than one laboratory and can have both positive and negative results. **Therefore, the sum of the numbers in each column will be larger than the total number of people tested.**

Reporting lab	Inconclusive	Negative	Positive	Percent positive	Total
BOCA RATON REHABILITATION CENTER	4	199	4	2%	207
MATHISON RETIREMENT COMMUNITY, INC	1	197	8	4%	206
The Waterford		203	3	1%	206
PINELLAS CARE CENTER		172	34	17%	206
Cross Terrace REhabitation		203	2	1%	205
PEACHTREE IMMEDIATE CARE		170	35	17%	205
PCB CLINIC		159	45	22%	204
DISCOVERY VILLAGE AT NAPLES		187	17	8%	204
PATHGROUP LABS LLC		97	106	52%	203
UNIVERSITY OF MIAMI		73	130	64%	203
BROOKDALE OF SPRING HILL	9	192	2	1%	203
GLENRIDGE ON PALMER RANCH,THE		195	8	4%	203
KENILWORTH CARE & REHABILITATION CENTER		187	16	8%	203
NEW YORK CITY DEPARTMENT OF HEALTH & MENTAL		169	34	17%	203
JUPITER MEDICAL CENTER URGENT CARE - STUART		151	51	25%	202
ADVENT HEALTH CENTRA CARE - APOPKA NORTH		172	30	15%	202
POLK COUNTY HEALTH DEPARTMENT		178	24	12%	202
BRADEN RIVER REHABILITATION CENTER LLC		200	1	0%	201
Governors Creek Health and Rehabilitation	1	198	2	1%	201
PALM HARBOR FAMILY PRACTICE & WALK-IN		154	47	23%	201
HIALEAH SHORES NURSING AND REHAB CENTER		193	8	4%	201
VAMC WEST PALM LAB		5	196	98%	201
MARION AND BERNARD L SAMSON NURSING CENTER		196	4	2%	200
ENCOMPASS HEALTH REHABILITATION OF SEA PINES		199	1	1%	200
TUSCAN GARDENS OF PALM COAST		195	5	3%	200
HERITAGE HEALTHCARE AND REHABILATION CENTER		195	5	3%	200
STAR CARE		169	30	15%	199
MEDICATION ROOMS-CSU/CI NURSE STATION	1	187	11	6%	199
LAKE VIEW CARE CENTER AT DELRAY		193	6	3%	199
ADVENT HEALTH - CARROLLWOOD	4	169	26	13%	199
BENDERSON FAMILY SKILLED NURSING AND□		182	17	9%	199
The Ponce Therapy Care Center		195	4	2%	199
AVANTE OF BOCA RATON		198			198
AMA MEDICAL GROUP LLC		166	32	16%	198
LAUREL POINT CARE ACQUISITION LLC DBA SANDGATE GARDENS REHAB AND NURSI		171	27	14%	198
GRACE PEDIATRICS		167	31	16%	198
DEPARTMENT OF HEALTH & HUMAN SERVICES		198			198
LAB CORP	1	115	81	41%	197
MIRACLE HILL NURSING & REHABILITATION CENTER INC		191	6	3%	197
CARENOW LAKE MARY		45	152	77%	197
COLLIER PHARMACY		161	36	18%	197
LABCORP BURLINGTON		148	48	24%	196
NO FLORIDA PEDIATRICS, PA		169	27	14%	196
ABBIEJEAN RUSSELL CARE CENTER□		195	1	1%	196
Heritage Park Rehabilitation & Healthcare		177	18	9%	195
YOUR FAMILY WALK-IN CLINIC		13	182	93%	195
TARPON POINT NURSING AND REHABILITATION CENTER		192	3	2%	195

COVID-19: testing by laboratory

Data through Apr 4, 2021 verified as of Apr 5, 2021 at 09:25 AM

Data in this report are provisional and subject to change.

The numbers in the table below represent the number of Florida and non-Florida residents for whom test results were received by the Department of Health. A person can be tested by more than one laboratory and can have both positive and negative results. **Therefore, the sum of the numbers in each column will be larger than the total number of people tested.**

Reporting lab	Inconclusive	Negative	Positive	Percent positive	Total
PATRIOT MEDICAL LABORATORIES		186	8	4%	194
BRUCE S WEST MD	1	192	1	1%	194
BEACON AT GULF BREEZE, THE	2	181	11	6%	194
ALLSOUTH URGENT CARE		25	169	87%	194
SARNO EXTENDED HOURS		124	69	36%	193
SENIOR LIVING VII TAMPA LLC□	1	183	9	5%	193
HOSPITAL FOR SPECIAL SURGERY		190	3	2%	193
FINLAY CLINICAL LABORATORY INC	1	39	152	79%	192
CYPRESS POINT LIVING, LLC		177	15	8%	192
WALGREENS 4915	1	172	19	10%	192
GEORGE SAFRAN MD PC		178	13	7%	191
BARKLEY PLACE	1	186	4	2%	191
HEALTH LINK DIAGNOSTIC LABORATORIES		182	9	5%	191
PARK MEADOWS HEALTH AND REHABILITATION CENTER		191			191
NEO GENOMICS - FORT MYERS	1	183	6	3%	190
Sunrise Health and Rehabilitation Center		182	8	4%	190
THE PLAYERS CHAMPIONSHIP		190			190
GULF COAST MEDICAL CENTER		185	5	3%	190
LEESBURG PEDIATRICS		161	28	15%	189
ARDEN COURTS OF FORT MYERS		183	6	3%	189
RIVERWOOD CENTER,THE□		179	10	5%	189
FIRST CHOICE PEDIATRICS SEMORAN		98	91	48%	189
WOMEN'S CARE FLORIDA LABORATORY		183	5	3%	188
FLORIDA DEPARTMENT OF HEALTH IN TAYLOR COUNTY	1	144	43	23%	188
SOUTH BALDWIN REGIONAL MEDICAL CENTER		176	12	6%	188
MIAMI VA HEALTHCARE SYSTEM			188	100%	188
VIERA MANOR ASSISTED LIVING RESIDENCE		181	7	4%	188
OCEAN REEF MEDICAL CENTER		150	38	20%	188
WILLISTON PEDIATRICS PA	1	155	32	17%	188
WORKPLACE SCREENING INTELLIGENCE			187	100%	187
PLANTATION NURSING & REHAB CENTER		187			187
ANTHEM LAKES LLC		151	35	19%	186
NIGHT LITE PEDIATRICS WINTER GARDEN		144	42	23%	186
ZON BEACHSIDE LLC□		149	37	20%	186
BONITA PHARMACY		167	19	10%	186
EDWARD J HEALEY REHAB & NURSING CENTER		186			186
CSL PLASMA		31	155	83%	186
PEDIATRIC SPECIALISTS MEDICAL GROUP□	1	168	17	9%	186
A PLUS PEDIATRICS		162	23	12%	185
ADVENT		172	13	7%	185
AMERICAN RESEARCH LABS		172	13	7%	185
JACKSONVILLE NURSING AND REHAB CENTER		177	8	4%	185
ST. JAMES BAY HEALTH AND REHABILITATION CENTER		183	1	1%	184
CANTERFIELD OF CLAY COUNTY		146	38	21%	184
BAPTIST HEALTH PRIMARY CARE	1	134	49	27%	184
US MEDICAL CARE, INC		162	22	12%	184
GLADES HEALTH CARE CENTER		181	3	2%	184

COVID-19: testing by laboratory

Data through Apr 4, 2021 verified as of Apr 5, 2021 at 09:25 AM

Data in this report are provisional and subject to change.

The numbers in the table below represent the number of Florida and non-Florida residents for whom test results were received by the Department of Health. A person can be tested by more than one laboratory and can have both positive and negative results. **Therefore, the sum of the numbers in each column will be larger than the total number of people tested.**

Reporting lab	Inconclusive	Negative	Positive	Percent positive	Total
SUNLIFE PHARMACY		160	24	13%	184
GEORGIA DEPARTMENT OF PUBLIC HEALTH	1	5	178	97%	184
LIFE CARE CENTER OF ALTAMONTE SPRINGS		157	27	15%	184
PHYSICIANS REGIONAL MEDICAL CENTER - PINE RIDGE		20	164	89%	184
ADVENT HEALTH CENTRA CARE - WESLEY CHAPEL		13	170	93%	183
JUNO DERMATOLOGY LLC		166	17	9%	183
NADAL PEDIATRICS - VICTORIA STREET (3385)		155	28	15%	183
TUSCAN GARDENS OF VENETIA MANAGEMENT COMPANY		169	14	8%	183
CARE CENTERS OF NASSAU		180	3	2%	183
HAWKINS FAMILY MEDICINE LLC	1	131	51	28%	183
BROOKDALE ORANGE PARK		181	1	1%	182
RIVERSIDE RECOVERY OF TAMPA		181	1	1%	182
ARDEN COURTS OF DELRAY BEACH FL LLC	3	169	10	5%	182
SACRED HEART HEALTH SYSTEM INC		149	33	18%	182
PENSACOLA PEDIATRICS MILTON		169	12	7%	181
PRIMECARE OF DOTHAN		127	54	30%	181
SUMMERFIELD EMERGENCY ROOM		137	44	24%	181
MCW MENTAL HEALTH LLC		177	4	2%	181
Hampton Court Nursing and Rehabilitation Center		179	2	1%	181
Emory L Bennett State Veterans Nursing Home		178	3	2%	181
ARDEN COURTS OF LARGO FL, LLC		159	22	12%	181
ESCAMBIA COUNTY JAIL DETENTION DIVISION		175	5	3%	180
STERLING HOUSE OF PUNTA GORDA		179	1	1%	180
VILLA MARIA WEST SKILLED NURSING FACILITY		173	7	4%	180
DOLPHIN POINTE HEALTH CARE LLC		160	20	11%	180
CANTERFIELD OF OCALA, LLC		168	11	6%	179
LAKE REGIONAL URGENT CARE		12	167	93%	179
SUNY UPSTATE MEDICAL UNIVERSITY		164	15	8%	179
ADVENT HEALTH - PALM HARBOR ER		142	36	20%	178
EXOSOME DIAGNOSTICS	1	158	19	11%	178
ROSECASTLE OF CITRUS		147	30	17%	177
HEALTHPOINT MED GRP OF THE EMERALD COAST LLC		143	34	19%	177
CAREATC CITY OF TAMPA	2	146	29	16%	177
BRIGHTON EGGERT PHARMACY INC		170	7	4%	177
PEDIATRICS OF GREATER ORLANDO		153	24	14%	177
ADVENT HEALTH CENTRA CARE - CARROLLWOOD		5	172	97%	177
ALL SEASONS NAPLES LLC		172	5	3%	177
FLORIDA DEPARTMENT OF HEALTH IN ALACHUA COUNTY -		162	14	8%	176
GENE BY GENE		61	115	65%	176
CHARTER SENIOR LIVING OF PANAMA CITY BEACH		154	21	12%	175
HUNT CLUB PEDIATRIC ASSOCIATES PA		110	65	37%	175
NORTH FLORIDA INTERNAL MEDICINE PA		141	34	19%	175
The Inn at Sarasota Bay Club		173	2	1%	175
ORLANDO HEALTH EMERGENCY DEPARTMENT		163	12	7%	175
ROSECASTLE OF ZEPHRHILLS		172	3	2%	175
ASTON GARDENS AT PELICAN MARSH		169	5	3%	174
PROFESSIONAL URGENT CARE SERVICES		136	38	22%	174

COVID-19: testing by laboratory

Data through Apr 4, 2021 verified as of Apr 5, 2021 at 09:25 AM

Data in this report are provisional and subject to change.

The numbers in the table below represent the number of Florida and non-Florida residents for whom test results were received by the Department of Health. A person can be tested by more than one laboratory and can have both positive and negative results. **Therefore, the sum of the numbers in each column will be larger than the total number of people tested.**

Reporting lab	Inconclusive	Negative	Positive	Percent positive	Total
ANCHOR CARE AND REHABILITATION CENTER		173	1	1%	174
PEDIATRICS IN BREVARD PA- ROCKLEDGE		134	39	23%	173
MID FLORIDA PATHOLOGY LLC MOBILE UNIT #4		120	53	31%	173
VILLAGE PEDIATRICS LLC		143	29	17%	172
FORT WALTON REHABILITATION CENTER		133	39	23%	172
MOBILE INFIRMARY MED CENTER PATH LAB		157	15	9%	172
BAY EDUCATORS WELLNESS CENTER		115	57	33%	172
CENTRAL FLORIDA HEALTHCARE GROUP LLC		151	21	12%	172
REGENCY PARK		154	18	10%	172
BROOKDALE FORT MYERS THE COLONY		167	4	2%	171
NORTH BEACH REHABILITATION CENTER		169	2	1%	171
URGENT CARE OF THE PALM BEACHES, NORTH PALM BEACH			170	100%	170
HIGHLANDS LAKE CENTER		165	5	3%	170
Life Care Center of Orlando		164	5	3%	169
SUWANNEE VALLEY NURSING CENTER		155	14	8%	169
CAYUGA MEDICAL CENTER AT ITHACA		163	5	3%	168
AMERICAN FAMILY MEDICAL LLC		126	42	25%	168
NAIA		167	1	1%	168
PANAMA CITY DEVELOPMENTAL CENTER□		168			168
OSPREY VILLAGE AT AMELIA ISLAND LTD		157	10	6%	167
VITAS HEALTHCARE CORPORATION OF FL		152	15	9%	167
COASTAL INTERNAL MEDICINE		129	38	23%	167
BVM THE BRIDGES LLC		167			167
ADVENT HEALTH CENTRA CARE - TEMPLE TERRACE	1	103	63	38%	167
WOODBIDGE FACILITY INC		161	5	3%	166
RAPID RELIABLE TESTING NY LLC		157	9	5%	166
MEADOWCREST FAMILY PHYSICIANS		97	69	42%	166
FIRST CHOICE PEDIATRICS INC		148	17	10%	165
RDV SPORTSPLEX PEDIATRICS		137	28	17%	165
THE ARLINGTON OF NAPLES INC.		162	3	2%	165
LAKEVIEW TERRACE RETIREMENT COMMUNITY		148	17	10%	165
FINNISH AMERICAN REST HOME-ALF		163	2	1%	165
CITRUS HEALTH AND REHAB		132	33	20%	165
EMBRY RIDDLE AERONAUTICAL UNIVERSITY HEALTH SERVICES		1	164	99%	165
TERRACE AT HOBE SOUND, THE	1	154	9	5%	164
Kindred Hospital South Florida Hollywood SNU		157	7	4%	164
BROOKDALE BONITA SPRINGS		161	3	2%	164
NAPHCARE, INC AT MANATEE COUNTY JAIL		139	25	15%	164
EAST NEW YORK DIAGNOSTIC AND TREATMENT		155	9	5%	164
VIPEDIATRICS PLLC		149	15	9%	164
PRECISION GENETICS, INC		157	6	4%	163
VIERA DEL MAR HEALTH AND REHABILITATION CENTER		159	4	2%	163
WEST COAST FAMILY MEDICAL CARE		129	34	21%	163
WESLEY HAVEN VILLA	1	128	34	21%	163
BRADENTON HEALTH CARE		163			163
AMERICAN ESOTERIC LAB-BIRMINGHAM		160	3	2%	163
TRI COUNTY NURSING HOME		162	1	1%	163

COVID-19: testing by laboratory

Data through Apr 4, 2021 verified as of Apr 5, 2021 at 09:25 AM

Data in this report are provisional and subject to change.

The numbers in the table below represent the number of Florida and non-Florida residents for whom test results were received by the Department of Health. A person can be tested by more than one laboratory and can have both positive and negative results. **Therefore, the sum of the numbers in each column will be larger than the total number of people tested.**

Reporting lab	Inconclusive	Negative	Positive	Percent positive	Total
ABSOLUTE HEALTH INTERNAL MEDICINE AND PEDIATRICS		143	19	12%	162
SOMERBY LAKE NONA		154	7	4%	161
QUEENS HOSPITAL CENTER	1	150	10	6%	161
ARCADIA HEALTH AND REHABILITATION CENTER		100	60	38%	160
KEYSTONE REHAB		160			160
QUALITY URGENT CARE AND WELLNESS PL	3	114	43	27%	160
KRYSTAL BAY NURSING AND REHABILITATION		154	6	4%	160
GREENBRIAR REHABILITATION AND NURSING CENTER	1	159			160
BROOKDALE PENSACOLA		158	1	1%	159
WUESTHOFF REF LABORATORY			158	100%	158
FHMG-FLORIDA HOSPITAL MEDICAL GROUP		133	25	16%	158
RITE MEDICAL CARE PC		156	2	1%	158
DESOTO PALMS ALF		153	5	3%	158
CLERMONT URGENT CARE			158	100%	158
DOCTORS MEMORIAL FAMILY PRACTICE	2	119	36	23%	157
NO FLORIDA PEDIATRICS, PA - BRADFORD		128	29	18%	157
TIMBERRIDGE NURSING HOME & REHAB		123	33	21%	156
NORTH PORT REHABILITATION AND NURSING CENTER□		155	1	1%	156
ALL FLORIDA FAMILY AND SPORTS MEDICINE		134	22	14%	156
Englewood Healthcare and Rehab		141	15	10%	156
WILTON MANORS HEALTH & REHABILITATION CENTER		146	9	6%	155
PROVIDENCE HOSPITAL LABORATORY		147	8	5%	155
COCOA BEACH/ADVENT CENTRA		41	114	74%	155
KINDRED HOSPITAL MELBOURNE	1	149	5	3%	155
POINTE, THE		127	28	18%	155
GULFCOAST PEDIATRICS		146	9	6%	155
DIAMOND RIDGE		147	7	5%	154
PRUITT HEALTH		152	2	1%	154
FAWCETT MEMORIAL HOSPITAL-LAB		39	115	75%	154
PALMETTTO FACILITY INC	1	153			154
FLORIDA HEALTH CARE PLANS INC		2	151	99%	153
WRIGHTS HEALTH CARE AND REHABILITATION CENTER		123	30	20%	153
SUNNY HILLS ALF OF SEBRING INC		140	12	8%	152
JACKSON COUNTY HEALTH DEPARTMENT		105	47	31%	152
BENTON HOUSE AT OAKLEAF		122	30	20%	152
TUSCAN ISLE CHAMPIONSGATE OP CO LLC		150	2	1%	152
GRAVITY DIAGNOSTICS		56	96	63%	152
PHYSICIAN PARTNERS PERRY		88	64	42%	152
REFUAH HEALTH CENTER LABORATORY		143	8	5%	151
Peninsula Care and Rehab		139	12	8%	151
D PEDIATRICS		134	17	11%	151
NAVARRE GARDENS LLC		126	25	17%	151
Madison Health and Rehabilitation Center		115	36	24%	151
CRANE CENTER		119	31	21%	150
WALGREENS 6221		133	17	11%	150
LIFE BRITE		134	16	11%	150
FLORIDA MEDICAL CLINIC LLC		88	62	41%	150

COVID-19: testing by laboratory

Data through Apr 4, 2021 verified as of Apr 5, 2021 at 09:25 AM

Data in this report are provisional and subject to change.

The numbers in the table below represent the number of Florida and non-Florida residents for whom test results were received by the Department of Health. A person can be tested by more than one laboratory and can have both positive and negative results. **Therefore, the sum of the numbers in each column will be larger than the total number of people tested.**

Reporting lab	Inconclusive	Negative	Positive	Percent positive	Total
CORE BIO LABS		76	74	49%	150
LABORATORY OF FLORIDA		97	53	35%	150
The Crossroads		149	1	1%	150
GOLD CHOICE SENIOR COMMUNITIES		109	40	27%	149
MEASE COUNTRYSIDE HOSPITAL		1	148	99%	149
F&T MEDICAL RESEARCH, INC		149			149
PRECISION HEALTH RESOURCES, LLC	1	133	15	10%	149
JEFFERSON COUNTY HEALTH DEPARTMENT-MONTICELLO		118	31	21%	149
ADVENTHEALTH HOSPICE CARE CENTRAL FLORIDA		145	4	3%	149
PALM BEACH COUNTY HEALTH DEPT LAB	4	138	7	5%	149
MAINSTREAM DIAGNOSTIC LABORATORY LLC		128	21	14%	149
LAKE WALES OPERATING GROUP LLC		144	5	3%	149
CHERRY OAK PALM BEACH COUNTY		140	8	5%	148
WALGREENS #06012		131	17	11%	148
SEAGRASS VILLAGE FLEMING ISLAND		111	37	25%	148
MILLENNIUM LAB SERVICES			148	100%	148
MACKOUL PEDIATRICS FORT MYERS		130	17	12%	147
CROSSWINDS HEALTH AND REHABILITATION CENTER	1	144	2	1%	147
SONATA COCONUT CREEK	2	122	23	16%	147
CVS		41	106	72%	147
CLEARWATER STATMED QUICK QUALITY CLINICS		42	104	71%	146
TOTAL RENAL LABORATORIES INC		132	14	10%	146
BOSTON RED SOX CLUB LP		144	2	1%	146
ALLCARE MEDICAL CENTERS PC		122	24	16%	146
Quail Run Health Care Center		146			146
Lehigh Acres Health and Rehabilitation		134	11	8%	145
AMERICAN HOUSE COCONUT POINT		127	18	12%	145
WEDGEWOOD HEALTHCARE CENTER		93	52	36%	145
PEDIATRIC ASSOCIATES AT ARGYLE PA		139	6	4%	145
FAMILY EXTENDED CARE OF CENTRAL TAMPA		127	18	12%	145
TGH URGENT CARE – SEMINOLE			145	100%	145
TRADITION MEDICAL CENTER LABORATORY		54	91	63%	145
REGENCY CARE OF BLOUNTSTOWN LLC		135	10	7%	145
BROOKDALE CAPE CORAL		145			145
NCRNC INC		140	4	3%	144
HEARTLAND HEALTHCARE AND REHAB CENTER		122	22	15%	144
ADVENTHEALTH CENTRA CARE PONCIANA	1	81	62	43%	144
JPR URGENT MEDICAL CARE		140	4	3%	144
PROMPT CARE OF CENTRAL FLORIDA			144	100%	144
DAYSPRING VILLAGE		121	22	15%	143
KINDRED HOSPITAL - SOUTH FLORIDA		140	3	2%	143
ADVENTHEALTH MEDICAL GROUP FAMILY MEDICINE AT		111	32	22%	143
PROVISTA DIAGNOSTICS, INC		140	3	2%	143
JEFFERY WEINZWEIG		2	141	99%	143
DB MD		126	16	11%	142
NEMOURS CHILDREN'S URGENT CARE		80	62	44%	142
OAKHURST CENTER		135	7	5%	142

COVID-19: testing by laboratory

Data through Apr 4, 2021 verified as of Apr 5, 2021 at 09:25 AM

Data in this report are provisional and subject to change.

The numbers in the table below represent the number of Florida and non-Florida residents for whom test results were received by the Department of Health. A person can be tested by more than one laboratory and can have both positive and negative results. **Therefore, the sum of the numbers in each column will be larger than the total number of people tested.**

Reporting lab	Inconclusive	Negative	Positive	Percent positive	Total
APOLLO HEALTH & REHABILITATION		136	6	4%	142
GATTOLINE ENTERPRISES, INC. DBA FAMILY CARE PHARMACY		115	27	19%	142
NOVARI CARE LLC		97	44	31%	141
CLINICA HISPANA		1	140	99%	141
OAKS OF KISSIMMEE HEALTH AND REHABILITATION CENTER		138	3	2%	141
PORT ST LUCIE REHABILITATION AND HEALTHCARE		98	43	30%	141
ISLAND HEALTH AND REHABILITATION CENTER		140	1	1%	141
UNITED CLINICAL LABORATORIES		132	9	6%	141
BARBARA O'REILLY MD PA		136	4	3%	140
GATEWAY CARE CENTER		139	1	1%	140
MINUTECLINIC DIAGNOSTIC		132	8	6%	140
DAYSPRING SENIOR LIVING LLC		138	2	1%	140
GRAND OAKS HEALTH & REHABILITATION		138	1	1%	139
HAZELDEN FLORIDA	1	133	5	4%	139
KINDRED HOSPITAL SOUTH FLORIDA		119	20	14%	139
CITRUS MEMORIAL HOSPITAL			139	100%	139
SHC College Park		138	1	1%	139
Gulf Coast Healthcare (Longwood Health and Rehab		118	21	15%	139
ESCAMBIA COUNTY JAIL	1	109	29	21%	139
Signature Healthcare of Palm Beach		138	1	1%	139
FAWCETT MEMORIAL HOSPITAL LABORATORY			138	100%	138
ADVENT HEALTH CENTRA CARE - CITRUS PARK		9	129	93%	138
WINDSOR OF LAKEWOOD RANCH,THE		136	2	1%	138
ADVENT HEALTH CENTRA CARE - DELAND		28	110	80%	138
AMERICAN PATHOLOGY PARTNERS		136	2	1%	138
AHEC CLINIC		8	130	94%	138
SMILEY MEDICAL GROUP		108	30	22%	138
CARENOW URGENT CARE - LAKE MARY			138	100%	138
LabCorp L#09258090 M#09258105		74	64	46%	138
MV MEDICAL PRACTICE DBA PRIMARY URGENT CARE		131	7	5%	138
Centre Pointe Health and Rehabilitation Center		126	11	8%	137
WALTON PLACE		137			137
DOCTOR'S IN HOUSE LABORATORY		18	119	87%	137
SPRING HAVEN RETIREMENT	1	133	3	2%	137
MANOR AT BLUEWATER BAY		131	6	4%	137
PPC-LAB EDI ORCHARD BI		129	8	6%	137
ADVENT HEALTH CENTRA CARE - ORANGE CITY	1	53	82	60%	136
MANOR CARE OF PALM HARBOR		135	1	1%	136
LIFE CARE CENTER OF JACKSONVILLE□		115	21	15%	136
LONGWOOD HEALTH AND REHABILITATION CENTER		124	12	9%	136
SONATA DELRAY BEACH		125	11	8%	136
CLARE BRIDGE OF CAPE CORAL	1	135			136
MINUTECLINIC DIAGNOSTIC OF TEXAS, LLC		120	15	11%	135
MED COMP SCIENCES		3	132	98%	135
MINUTECLINIC DIAGNOSTIC OF SOUTH CARO		111	24	18%	135
SONATA WEST		133	2	1%	135
ATMORE COMMUNITY HOSPITAL LABORATORY		108	27	20%	135

COVID-19: testing by laboratory

Data through Apr 4, 2021 verified as of Apr 5, 2021 at 09:25 AM

Data in this report are provisional and subject to change.

The numbers in the table below represent the number of Florida and non-Florida residents for whom test results were received by the Department of Health. A person can be tested by more than one laboratory and can have both positive and negative results. **Therefore, the sum of the numbers in each column will be larger than the total number of people tested.**

Reporting lab	Inconclusive	Negative	Positive	Percent positive	Total
AEGIS MEDICAL GROUP		113	22	16%	135
CARE RESOURCE COMMUNITY HEALTH CENTERS INC		129	6	4%	135
FIRSTCARE CLINIC		67	68	50%	135
PEDIATRIC CARE CENTER		135			135
IRL MARKET LAB ALACHUA		104	31	23%	135
ADVANCED MEDICAL CENTER		86	48	36%	134
STEWARD MEDICAL GROUP		34	100	75%	134
BAYCARE HEALTH SYSTEMS		3	131	98%	134
Lakeside Nursing and Rehabilitation Center	1	108	25	19%	134
WILLOWBROOKE COURT AT ST ANDREWS ESTATES		129	5	4%	134
HOSPICE OF THE TREASURE COAST		129	5	4%	134
SOUTH CAMPUS FACILITY INC		122	11	8%	133
Signature Healthcare of Ormond		132	1	1%	133
ARDEN COURTS OF LELY PALMS		131	2	2%	133
HCTB INC		111	22	17%	133
SEMINOLE TRIBE OF FLORIDA		107	25	19%	132
RESEARCH CENTERS OF AMERICA, LLC		109	23	17%	132
SUNY UPSTATE OVERFLOW LABORATORY		132			132
GARDENS HEALTH NH LLC		129	3	2%	132
ARIZONA DEPARTMENT OF HEALTH SERVICES		5	127	96%	132
THE REHABILITATION CENTER OF LAKE CITY		127	5	4%	132
AMERICAN HOUSE-BONITA SPRINGS		131	1	1%	132
FOUNTAINS OF HOPE LLC, THE		130	1	1%	131
INTEGRATED REGIONAL LABORATORIES		119	12	9%	131
LAKELAND REGIONAL HEALTH LAKE MIRIAM	2	87	42	32%	131
DIAGNOSTIC LABORATORY OF OKLAHOMA		105	26	20%	131
HARBORCHASE OF VERO BEACH	1	115	15	11%	131
CENTRACARE		17	114	87%	131
THE WELLNESS CENTER AT LAKEWOOD RANCH		43	88	67%	131
VITAS HEALTHCARE		119	11	8%	130
MOOSEHAVEN LIFE CARE CENTER		130			130
WELLNOW URGENT CARE PC		127	2	2%	129
BMHSI-AEL MICROBIOLOGY LABORATORY	2	102	25	19%	129
CHARLES CROFT MD	1	127	1	1%	129
TRI-COUNTY NURSING HOME		117	12	9%	129
The Crossings		127	2	2%	129
SONNIS PEDIATRICS PA		116	13	10%	129
WILLOW BROOKE COURT AT AZALEA TRACE		128	1	1%	129
A2Z DIAGNOSTICS		127	1	1%	128
MINUTECLINIC LLC #4987		112	16	13%	128
QUICK CARE MED PL CR		80	48	38%	128
ST PETERSBURG PEDIATRICS-MLK JUNIOR BLVD		118	9	7%	127
SHOAL CREEK REHABILITATION CENTER		85	42	33%	127
LABCORP RTP		51	76	60%	127
KINDRED HOSPITAL NORTH FLORIDA	3	117	7	6%	127
HILLSBOROUGH COUNTY DEVELOPMENTAL CTR	1	117	9	7%	127
GESSLER CLINIC PA		98	29	23%	127

COVID-19: testing by laboratory

Data through Apr 4, 2021 verified as of Apr 5, 2021 at 09:25 AM

Data in this report are provisional and subject to change.

The numbers in the table below represent the number of Florida and non-Florida residents for whom test results were received by the Department of Health. A person can be tested by more than one laboratory and can have both positive and negative results. **Therefore, the sum of the numbers in each column will be larger than the total number of people tested.**

Reporting lab	Inconclusive	Negative	Positive	Percent positive	Total
HIGHLANDS MEDICAL CENTER		123	3	2%	126
OPPENHEIMER PLASTIC SURGERY LLC		121	5	4%	126
COLLIER COUNTY JAIL		124	2	2%	126
MAGNOLIA MEDICAL CLINIC		20	106	84%	126
COQUINA CENTER		121	4	3%	125
THE CLUB AND REHABILITATION CENTER		124	1	1%	125
IQBAL A FARUQUI MD		93	32	26%	125
PANAMA PHARMACY	3	104	18	14%	125
NORTH FL SOUTH GA HCS-MALCOM RANDALL VAMC			124	100%	124
Mt Sinai Aventura			124	100%	124
ARBOR GLEN AT ARBOR TRACE	2	113	9	7%	124
ADVENT HEALTH CENTRA CARE - BRANDON		31	93	75%	124
KINDRED HOSPITAL-BAY AREA-ST PETERSBURG LAB	1	117	6	5%	124
CITRUS MEMORIAL HEALTH SYSTEM LAB		2	121	98%	123
ISLAND URGENT CARE PLLC DBA AFC URGENT CARE		122	1	1%	123
WINDERMERE MEDICAL CENTER		118	5	4%	123
VITAS HEALTHCARE CORPORATION OF FLORIDA		120	3	2%	123
HEARTLAND PHARMACY LAKE PLACID, INC		93	30	24%	123
LEE MEMORIAL HEALTH SYSTEM HEALTH FAIR		118	5	4%	123
PSL NAPLES BH OPERATIONS, LLC		122			122
THREE OAKS PHARMACY INC		109	13	11%	122
SURFSIDE URGENT CARE		100	22	18%	122
GENEDX		47	75	61%	122
MINUTECLINIC DIAGNOSTIC OF RHODE ISLAND, LLC #729		118	4	3%	122
FLORIDA ATLANTIC UNIVERSITY		115	7	6%	122
PINELLAS COUNTY JAIL			121	100%	121
WEST		106	15	12%	121
URGENT CARE TCMA			121	100%	121
SANDY RIDGE CENTER FOR REHABILITATION AND HEALING		100	21	17%	121
Crystal Health & Rehab Center		115	6	5%	121
ARBOR TERRACE SAN JOSE LLC	3	116	2	2%	121
FLORIDA DEPARTMENT OF HEALTH IN LAKE COUNTY	1	78	42	35%	121
ALTERNATIVE LIVING, INC DBA TWIN CITIES PAVILION		118	3	2%	121
PARKVIEW HEALTH		121			121
MEYER PEDIATRICS		107	14	12%	121
THE COURTYARD ASSISTED LIVING		116	4	3%	120
NSPIRE HEALTHCARE TAMARAC		80	40	33%	120
SOUTH GEORGIA MEDICAL CENTER		80	40	33%	120
BROOKDALE JENSEN BEACH		117	3	3%	120
SEVEN HILLS HEALTH AND REHABILITATION CENTER		104	16	13%	120
ARDEN COURTS OF PALM HARBOR		100	20	17%	120
L&S SENIOR CARE DBA ARCADIA OAKS	4	115	1	1%	120
MEMORY CARE OF NAPLES		120			120
SEMINOLE SPORTS AND FAMILY MEDICINE		105	14	12%	119
MATHISON RETIREMENT COMMUNITY		114	5	4%	119
MED ONE AT SAINT AUGUSTINE		87	32	27%	119
FLAGLER COLLEGE HEALTH SERVICES		86	33	28%	119

COVID-19: testing by laboratory

Data through Apr 4, 2021 verified as of Apr 5, 2021 at 09:25 AM

Data in this report are provisional and subject to change.

The numbers in the table below represent the number of Florida and non-Florida residents for whom test results were received by the Department of Health. A person can be tested by more than one laboratory and can have both positive and negative results. **Therefore, the sum of the numbers in each column will be larger than the total number of people tested.**

Reporting lab	Inconclusive	Negative	Positive	Percent positive	Total
TURNING POINT OF TAMPA		113	6	5%	119
PALMS FACILITY INC		104	15	13%	119
TGH URGENT CARE – TYRONE		3	116	97%	119
GRAND VILLA OF LAKE LAND		113	6	5%	119
Summit Medical Group		108	11	9%	119
MONTEFIORE MEDICAL CENTER LABORATORIES - MOSES		108	10	8%	118
HOBDARI FAMILY HEALTH LLC		82	36	31%	118
SOLARIS SENIOR LIVING OF MERRITT ISLAND		114	4	3%	118
COASTAL HEALTH AND REHAB		110	8	7%	118
XPRESS URGENT CARE- PORT ST. LUCIE		40	78	66%	118
SH HERON EAST LLC		103	15	13%	118
Terrace Health and Rehab		118			118
RDX BIOSCIENCE		60	58	49%	118
BIODESIX, INC.		89	29	25%	118
BIGGERS FAMILY MEDICINE PA	1	103	13	11%	117
NEIGHBORHOOD MEDICAL CENTER		112	5	4%	117
DIATHERIX LABORATORIES		68	49	42%	117
JOHN KNOX VILLAGE OF CENTRAL FLORIDA		112	5	4%	117
VILLAS OF HOLLY BROOK - BRADENTON 14TH		114	2	2%	116
BELVEDERE COMMONS OF FORT WALTON BEACH		106	10	9%	116
LEE COUNTY SCHOOL DISTRICT	1	108	7	6%	116
SUNFLOWER SPRINGS ASSISTED LIVING		105	10	9%	115
MD 365 MEDICAL CARE		114	1	1%	115
Golfview Healthcare Center		110	5	4%	115
MERCY MEDICAL URGENT CARE CENTER INC		64	51	44%	115
MICRO PATH LABORATORIES INC		112	3	3%	115
PRIME HEALTH OF NORTH PORT LLC		97	18	16%	115
WESTCHESTER MEDICAL CENTER	1	109	5	4%	115
TIFFANY HALL NURSING AND REHAB CENTER		106	9	8%	115
BROOKDALE COLONIAL PARK	2	112	1	1%	115
BROWARD HEALTH CORAL SPRINGS EPIDEMIOLOGY DEPT		1	114	99%	115
UNIVERSITY HEALTH SYSTEM INC		104	11	10%	115
EC OPCO CARROLLWOOD LLC		108	6	5%	114
CABANA AT JENSEN DUNES, THE		110	4	4%	114
PICH KTM CORP DBA MEDTOWN PHARMACY		98	16	14%	114
SOUTH BALDWIN MEDICAL CENTER GULF SHORES		91	23	20%	114
PALMS EDGE	1	106	7	6%	114
UNIVERSITY MEDICAL CENTER SUITES		100	14	12%	114
PANCARE HEALTH GULF COUNTY		86	28	25%	114
WESTWOOD NURSING & REHAB		80	34	30%	114
TREASURE COAST MEDICAL ASSOCIATES		4	110	96%	114
ELAN BUENA VISTA		97	17	15%	114
Hialeah Nursing And Rehabilitation Center		108	5	4%	113
ARDEN COURTS OF WEST PALM BEACH		113			113
Courtyards of Orlando Care Center		101	12	11%	113
MY CLINICAL LAB INC		17	96	85%	113
CLEVELAND CLINIC FOUNDATION		12	100	89%	112

COVID-19: testing by laboratory

Data through Apr 4, 2021 verified as of Apr 5, 2021 at 09:25 AM

Data in this report are provisional and subject to change.

The numbers in the table below represent the number of Florida and non-Florida residents for whom test results were received by the Department of Health. A person can be tested by more than one laboratory and can have both positive and negative results. **Therefore, the sum of the numbers in each column will be larger than the total number of people tested.**

Reporting lab	Inconclusive	Negative	Positive	Percent positive	Total
ALLIED HEALTH FORT PIERCE		112			112
REGENCY OAKS HEALTH CENTER		109	2	2%	111
CORNERSTONE MEDICAL CARE OF BRANDON PL		91	20	18%	111
ROHR HOME		108	3	3%	111
LATE HOURS URGENT CARE		60	51	46%	111
J FRANK AVEY MD		87	24	22%	111
MG PORT CHARLOTTE II SUBTENANT LLC		99	12	11%	111
HOSPICE OF THE EMERALD COAST INC - PANAMA CITY	2	102	7	6%	111
Island Doctors		21	90	81%	111
FHMG LAKE MARY PEDS		96	15	14%	111
ADVENTHEALTH MEDICAL GROUP PRIMARY CARE		103	8	7%	111
MINUTECLINIC DIAGNOSTIC OF NORTH CAROL		88	23	21%	111
ARBOR TERRACE ORTEGA LLC	2	107	2	2%	111
PHYSICIANS REGIONAL CLINIC		82	29	26%	111
LAKE HOUSE ASSISTED LIVING		93	17	15%	110
TUSCAN ISLE OPERATING COMPANY LLC DBA		106	4	4%	110
COASTAL DETOX		107	3	3%	110
ALL MY KIDS PEDIATRICS INC		76	33	30%	109
Riviera Health Resort		108	1	1%	109
SUMMIT MEDICAL GROUP PA		99	10	9%	109
BAY PINES MEDICAL ASSOCIATES		1	108	99%	109
CSL PLASMA INC		7	101	94%	108
ORANGE PARK PEDIATRICS		98	10	9%	108
North Lake Care Center		107	1	1%	108
EVANS HEALTH CARE		106	2	2%	108
DELAND WELLNESS CENTER			108	100%	108
NAVY HOSPITAL			107	100%	107
OCALA CBOC		101	6	6%	107
BAY REGIONAL URGENT CARE	1	68	38	36%	107
BAY VIEW HEALTHCARE		85	22	21%	107
GENETIC TECHNOLOGICAL INNOVATIONS, LLC		94	12	11%	106
HEART OF FLORIDA REGIONAL MED CTR		35	71	67%	106
NORTH FLORIDA EVALUATION AND TREATMENT CENTER	2	99	5	5%	106
CAREMOUNT MEDICAL - PATHOLOGY		102	4	4%	106
ELMCROFT OF BELLA VITA☐		98	8	8%	106
VIERA HOSPITAL			105	100%	105
ST PETERSBURG PEDIATRICS-SEMINOLE		92	13	12%	105
MEDICAL CONSULTANTS OF FLORIDA DBA	1	90	14	13%	105
ADVANCED EMURGENT CARE		28	77	73%	105
SIGNATURE HEALTHCARE OF PORT CHARLOTTE		98	7	7%	105
WHITE PLAINS HOSPITAL CENTER LAB		101	4	4%	105
Belleair Healthcare Center		99	6	6%	105
PEDIATRIC CARE CENTER- JACKSONVILLE BEACH		75	29	28%	104
VISTA MANOR		92	12	12%	104
EAST RIDGE RETIREMENT VILLAGE INC		104			104
KEYSTYLE LIVING LLC	1	102	1	1%	104
HOSPICE OF MARTIN & ST LUCIE, INC		101	3	3%	104

COVID-19: testing by laboratory

Data through Apr 4, 2021 verified as of Apr 5, 2021 at 09:25 AM

Data in this report are provisional and subject to change.

The numbers in the table below represent the number of Florida and non-Florida residents for whom test results were received by the Department of Health. A person can be tested by more than one laboratory and can have both positive and negative results. **Therefore, the sum of the numbers in each column will be larger than the total number of people tested.**

Reporting lab	Inconclusive	Negative	Positive	Percent positive	Total
PREDICTIVE LABORATORIES, INC	1	90	13	13%	104
ASHRAF MEDICAL GROUP PLLC DBA PULSE MD		101	3	3%	104
GRANDE, THE	2	98	4	4%	104
Ocala Oaks Rehabilitation Center		97	6	6%	103
LENOX HILL HOSPITAL		95	8	8%	103
MENORAH HOUSE		102	1	1%	103
325TH MEDICAL GROUP		87	16	16%	103
CAN COMMUNITY HEALTH		102	1	1%	103
MINUTECLINIC DIAGNOSTIC OF NORTH CARO		91	12	12%	103
ST MARK ASSISTED LIVING CENTER	1	90	12	12%	103
SUNSHINE GARDENS		101	1	1%	102
G & R HEALTH MART PHARMACY		82	20	20%	102
HENNEPIN HEALTHCARE LABORATORY		102			102
LIFESTREAM BEHAVIORIAL CENTER		81	21	21%	102
VILLAGE ON THE ISLE		96	5	5%	101
MACADAMS HOME HEALTH AGENCY		100	1	1%	101
MINUTECLINIC DIAGNOSTIC OF SOUTH CAROLINA, LLC		85	16	16%	101
GIBBENS FAMILY MEDICAL, LLC		82	19	19%	101
BAPTIST MEDICAL CENTER SOUTH		81	20	20%	101
BROOKDALE VERO BEACH SOUTH AL		101			101
ORLANDO LUTHERAN TOWERS ASSISTED LIVING		101			101
DOUGLAS T JACOBSON STATE VETERANS HOME		100			100
PruittHealth Fleming Island		87	13	13%	100
EMERALD COAST CENTER		96	4	4%	100
Consulate Health Care of Port Charlotte		98	2	2%	100
NORTH SHORE MEDICAL LABS	1	92	7	7%	100
CCS - BROWARD COUNTY JAIL		94	6	6%	100
HARBORCHASE OF NAPLES		87	13	13%	100
GLOBAL CENTRAL LABS AT PPD	2	88	10	10%	100
NORTHEAST FLORIDA STATE HOSP-NURSING		98	1	1%	99
QUALITY URGENT CARE AND WELLNESS		60	39	39%	99
FEDERATION CCRC OPERATIONS CORP		99			99
MORTON PLANT HOSPITAL NURSING			99	100%	99
Cross Landings Health and Rehabilitation		97	2	2%	99
LECONTE MEDICAL CENTER LAB		80	19	19%	99
MINUTECLINIC DIAGNOSTIC OF OHIO LLC		80	19	19%	99
SANIBEL INTERNAL MEDICINE, LLC		96	3	3%	99
CENTRAL FLORIDA HEALTH CARE		47	52	53%	99
LANDMARK, THE		48	50	51%	98
KORGENE LAB	1	28	69	70%	98
PLAZA OF HALLANDALE BEACH		98			98
VALLEY MEDICAL CENTER		91	7	7%	98
SEMINOLE COUNTY HEALTH DEPARTMENT		79	19	19%	98
URINEGOODHANDS LLC		96	2	2%	98
BLISS HEALTHCARE SERVICES	1	74	23	23%	98
FLORIDA COMMUNITY HEALTH CENTERS INC			98	100%	98
HEALTH CENTERS AT BRENTWOOD		96	1	1%	97

COVID-19: testing by laboratory

Data through Apr 4, 2021 verified as of Apr 5, 2021 at 09:25 AM

Data in this report are provisional and subject to change.

The numbers in the table below represent the number of Florida and non-Florida residents for whom test results were received by the Department of Health. A person can be tested by more than one laboratory and can have both positive and negative results. **Therefore, the sum of the numbers in each column will be larger than the total number of people tested.**

Reporting lab	Inconclusive	Negative	Positive	Percent positive	Total
FHMG- FLORIDA HOSPITAL MEDICAL GROUP		85	12	12%	97
MIAMI BEACH COMMUNITY HEALTH CENTER		2	95	98%	97
RIDGEWOOD DIAGNOSTIC LABORATORY		92	5	5%	97
ARBOR TRAIL		77	20	21%	97
SUPERIOR RESIDENCES OF LECANTO		82	15	15%	97
MINNESOTA TWINS		92	5	5%	97
KALEIDA HEALTH CENTER FOR LABORATORY		91	6	6%	97
HURLBURT FIELD CLINIC		39	58	60%	97
BROOKDALE PALM COAST		97			97
Consulate Health Care of Jacksonville		83	14	14%	97
VITAS HEALTHCARE CORP OF FLORIDA		96	1	1%	97
MARKET STREET VIERA		95	1	1%	96
PEDIATRIC ASSOCIATES ORLANDO		82	14	15%	96
MD NOW MEDICAL CENTERS INC		67	29	30%	96
PUTNAM COUNTY SHERIFFS OFFICE		89	7	7%	96
BAYSHORE MEMORY CARE☐		96			96
CARE CENTERS OF NASSAU, LLC - HENDRICKS RD		96			96
ADVENT HEALTH CENTRA CARE - EAST ORLANDO		65	30	32%	95
THE TERRACE OF KISSIMMEE		80	15	16%	95
OAKS OF CLEARWATER, THE		92	3	3%	95
CROSS CITY REHABILITATION AND HEALTH CARE CENTER		72	23	24%	95
DEVANSH LAB WERKS INC		79	16	17%	95
PEDIATRIC SERVICES AND BREATHING CENTER PA		72	23	24%	95
ERIE COUNTY MEDICAL CTR CLINICAL LABS		90	4	4%	94
ADVENT HEALTH CENTRA CARE - WATERMAN		79	15	16%	94
QPS, LLC		91	3	3%	94
PORT CHARLOTTE REHABILITATION CENTER		81	13	14%	94
CONSULATE HEALTH CARE OF SARASOTA☐	1	93			94
DIAGNOSTIC SOLUTIONS		3	91	97%	94
PENNSYLVANIA DEPT OF HEALTH		21	72	77%	93
PRESERVE AT PALM AIRE	3	90			93
BRIDGEVIEW CENTER LLC☐		81	12	13%	93
East Bay Rehabilitation Center		59	34	37%	93
STONY BROOK UNIVERSITY MEDICAL CENTER		78	14	15%	92
HAWTHORN HOUSE☐		78	14	15%	92
PATRICK AIR FORCE BASE		3	89	97%	92
NORTH CENTRAL BRONX HOSPITAL		89	3	3%	92
CENTURY CENTER FOR REHABILITATION & HEALING		73	18	20%	91
AFTER HOURS PEDIATRICS			91	100%	91
AVERO DIAGNOSTICS		67	24	26%	91
BAHIA OAKS LODGE		85	6	7%	91
JOHN KNOX VILLAGE OF FLORIDA ALF	1	86	4	4%	91
DEBARY HEALTH AND REHABILITATION CENTER		88	3	3%	91
EAST ALABAMA MEDICAL CENTER LABORATORY		79	12	13%	91
LABFIRST - DEPARTMENT OF PATHOLOGY		87	4	4%	91
A COUNTRY PLACE ASSISTED LIVING FACILITY		89	2	2%	91
TREASURE COAST FORENSIC TREATMENT CTR		70	21	23%	91

COVID-19: testing by laboratory

Data through Apr 4, 2021 verified as of Apr 5, 2021 at 09:25 AM

Data in this report are provisional and subject to change.

The numbers in the table below represent the number of Florida and non-Florida residents for whom test results were received by the Department of Health. A person can be tested by more than one laboratory and can have both positive and negative results. **Therefore, the sum of the numbers in each column will be larger than the total number of people tested.**

Reporting lab	Inconclusive	Negative	Positive	Percent positive	Total
HERON CLUB AT PRESTANCIA		89	2	2%	91
TOTAL CARE PLUS LLC			91	100%	91
PUBLIC SQUARE PHARMACY LLC		72	19	21%	91
NEW SMYRNA BEACH URGENT CARE			91	100%	91
MAGNOLIA DIAGNOSTIC		2	89	98%	91
LANDMARK HOSPITAL SOUTHWEST FLORIDA LLC		87	3	3%	90
HARBOR BEACH NURSING AND REHABILITATION CENTER		87	3	3%	90
ARDEN COURTS OF SARASOTA		73	17	19%	90
AVOW HOSPICE INC		90			90
UNIVERSTIY CENTER MEDICAL LLC DBA	1	85	4	4%	90
KEYS MEDICAL GROUP			90	100%	90
Winter Garden Rehab and Nursing Facility		78	11	12%	89
STUART LODGE LIVING LLC		66	23	26%	89
Gabisa Medical LLC		89			89
FLORIDA DEPARTMENT OF HEALTH IN WALTON COUNTY		76	13	15%	89
PALM BAY HOSPITAL			89	100%	89
FREEDOM INN AT TARPON SPRINGS		82	7	8%	89
GRAND VILLA OF DELAND		83	6	7%	89
ATRIUM AT LIBERTY PARK□		85	4	4%	89
EVENTEST, LLC		87	2	2%	89
NORTH FLORIDA SPINE AND WELLNESS		69	20	22%	89
Lanier Rehab		64	25	28%	89
CALADIUM PEDIATRICS		79	10	11%	89
Baldwin Pediatrix		77	11	13%	88
LAKE GIBSON VILLAGE, LLC		85	3	3%	88
Winter Park Care and Rehab		87	1	1%	88
PRIMECARE AT TWIN LAKES		2	86	98%	88
GOVERNOR'S CREEK HEALTH & REHABILITATION		87	1	1%	88
WINDSOR OAKS		87	1	1%	88
PORT CHARLOTTE HMA		78	10	11%	88
LAFAYETTE NURSING AND REHABILITATION CENTER		85	2	2%	87
CLYDE E LASSEN STATE VETERANS NURSING HOME		62	25	29%	87
ORANGE COUNTY CORRECTIONS HEALTH SERVICES		68	19	22%	87
KINDRED AT HOME		78	9	10%	87
BAYLOR GENETICS		75	12	14%	87
UNIVERSITY OF NEW MEXICO HOSPITAL		87			87
CRESTVIEW URGENT CARE		16	71	82%	87
BRANDON HEALTH AND REHABILITATION CENTER	1	85	1	1%	87
ROSECASTLE AT DELANEY CREEK		86	1	1%	87
PACIFIC ANALYTICS			87	100%	87
GRAND OAKS OF JENSEN BEACH LLC□		85	1	1%	86
AU HEALTH		70	16	19%	86
DISCOVERY VILLAGE AT THE FORUM		86			86
PENSACOLA DEVELOPMENTAL CENTER		67	19	22%	86
CATHOLIC HEALTH SYSTEM DEPT LABORATORY		83	3	3%	86
BARRY UNIVERSITY STUDENT HEALTH SERVICES		52	34	40%	86
MIAMI SHORES NURSING & REHAB		85			85

COVID-19: testing by laboratory

Data through Apr 4, 2021 verified as of Apr 5, 2021 at 09:25 AM

Data in this report are provisional and subject to change.

The numbers in the table below represent the number of Florida and non-Florida residents for whom test results were received by the Department of Health. A person can be tested by more than one laboratory and can have both positive and negative results. **Therefore, the sum of the numbers in each column will be larger than the total number of people tested.**

Reporting lab	Inconclusive	Negative	Positive	Percent positive	Total
W. FRANK WELLS NURSING HOME		84	1	1%	85
MEDEXPRESS - BLOOMIN BRANDS		65	20	24%	85
WALGREENS #12673		82	3	4%	85
BEACHES PEDIATRICS PA		80	5	6%	85
JERICOHO URGENT CARE		81	4	5%	85
PRMG - EAST NAPLES	1	73	11	13%	85
COOPER FAMILY MEDICAL PLLC		65	20	24%	85
LONG TERM CARE OF JAY, LLC		63	21	25%	84
MD 365 MEDICAL CARE PLLC		84			84
PARK OF THE PALMS INC		83	1	1%	84
PINES OF SARASOTA GARDEN		84			84
ST JOHNS COUNTY DETENTION CENTER		84			84
NITE LITE PEDIATRICS - JACKSONVILLE		76	8	10%	84
ARBOR OAKS AT TYRONE	9	73	2	2%	84
CATHOLIC HEALTH SERVICES REGIONAL LAB		76	8	10%	84
HUNTINGTON HOSPITAL LABORATORY		81	3	4%	84
EISENHOWER ARMY MEDICAL CENTER		76	7	8%	83
ST VINCENT'S BIRMINGHAM		76	7	8%	83
MID FLORIDA PRIMARY CARE PA		69	14	17%	83
FLORIDA PEDIATRIC GROUP		31	52	63%	83
HUNTSVILLE HOSPITAL LABORATORY		58	25	30%	83
PEDIATRIC SERVICES OF AMERICA INC		78	5	6%	83
CANOPY ON BERRYHILL, THE		51	32	39%	83
SOUTH LAKE PEDIATRICS		75	8	10%	83
BISHOP GRADY VILLAS		81	2	2%	83
LABCORP EMPLOYER SERVICES		82	1	1%	83
PLYMOUTH HOME FOR ADULTS, INC.	8	73	1	1%	82
LAKE HOWELL FAMILY MEDICINE ASSOCIATES		69	13	16%	82
LAB		29	53	65%	82
Lexington Health and Rehabilitation Center		82			82
BRILLIANCE ASSISTED LIVING		65	17	21%	82
LONGWOOD CARDIOLOGY			82	100%	82
THE PAVILION FOR HEALTH CARE		72	10	12%	82
EXPRESS DOCS LLC			82	100%	82
WE SCREEN LLC		80	2	2%	82
PANIRA HEALTHCARE CLINIC		2	80	98%	82
EMERALD COAST BEHAVIORAL HOSPITAL		75	6	7%	81
BIO-TECH CLINICAL LABORATORIES		41	40	49%	81
ACE BIOMEDICAL LABS LLC		68	13	16%	81
CHAMBREL AT ISLAND LAKE		78	3	4%	81
MEDRITE URGENT CARE		67	14	17%	81
ALLIANCE PEDIATRICS		49	31	39%	80
SIGNATURE HEALTHCARE OF MIDDLEBURG		78	2	3%	80
SUWANNEE COUNTY SHERIFF OFFICE		77	3	4%	80
ECOLAB GROUP		45	35	44%	80
VETERANS AFFAIRS MEDICAL CENTER - PALO ALTO		28	51	65%	79
CBS LABS OF TAMPA LLC		3	76	96%	79

COVID-19: testing by laboratory

Data through Apr 4, 2021 verified as of Apr 5, 2021 at 09:25 AM

Data in this report are provisional and subject to change.

The numbers in the table below represent the number of Florida and non-Florida residents for whom test results were received by the Department of Health. A person can be tested by more than one laboratory and can have both positive and negative results. **Therefore, the sum of the numbers in each column will be larger than the total number of people tested.**

Reporting lab	Inconclusive	Negative	Positive	Percent positive	Total
BALMORAL TENANT SERVICES INC	1	43	35	44%	79
EDGEWATER AT WATERMAN VILLAGE		78	1	1%	79
CENTRAL BALDWIN IMMEDIATE CARE & FAMILY PRACTICE		60	18	23%	78
TRUE NORTH HEALTH NAVIGATION LLC DBA DISPATCHHEALTH	1	61	16	21%	78
Conway Lakes Health and Rehabilitation Center		78			78
LAKE MORTON PLAZA□		75	3	4%	78
NEW MEXICO STATE PUBLIC HEALTH DIVISION		78			78
BOND CLINIC PA		45	32	42%	77
WEST VOLUSIA FAMILY AND SPORTS MEDICINE		75	2	3%	77
LAB PLUS, LLC AT SAINT THOMAS WEST HOSPITAL		63	14	18%	77
BROWARD HEALTH MEDICAL CENTER CLINICAL LAB			77	100%	77
SIMED LABORATORY		61	16	21%	77
BLOCK NATION CHASE		64	13	17%	77
ORANGE CITY NURSING AND REHAB		75	2	3%	77
BAYCARE MEDICAL GROUP		71	6	8%	77
HEALTH FIRST - PALM BAY HOSPITAL		2	75	97%	77
RARITAN BAY PERTH AMBOY		68	9	12%	77
MISIR DRUGS LLC		64	13	17%	77
CLINICAL PATHOLOGY ASSOCIATES-SONIC REFERENCE LAB		76			76
TREASURE COAST PEDIATRICS PA		70	6	8%	76
WINDSOR REFLECTIONS		75	1	1%	76
PROMEDICA LABORATORIES		21	55	72%	76
WALGREENS 9627		70	6	8%	76
VILLAGES VA CBOC	2	68	6	8%	76
GRACE MEDICAL HOME		61	15	20%	76
DYNAMIC MEDICAL USA			76	100%	76
MOBILE PHYSICIAN SERVICES INC		68	8	11%	76
S-H THIRTY-FIVE OPCO- PORT ST LUCIE, LLC	1	75			76
HOLMES COUNTY HEALTH DEPARTMENT	1	62	13	17%	76
INSTITUTE OF PATHOLOGY KINGS COUNTY		73	2	3%	75
BROWARD HEALTH MEDICAL CENTER		3	72	96%	75
ADVENTHEALTH EXPRESSCARE		45	30	40%	75
AR ANESTHESIA LLC		73	2	3%	75
AESTHETIC SURGERY CENTER OF WINTER PARK, THE	3	67	5	7%	75
JENNIFER J CHIAVETTA-GRLSANTI DC		60	15	20%	75
JACOBI MEDICAL CENTER		70	5	7%	75
FREEDOM SQUARE NURSING CENTER□		67	8	11%	75
DOH-WEST PALM BEACH BRANCH LABORATORY		3	71	96%	74
COLONY CARE CENTER		59	15	20%	74
DELCARE PA		58	16	22%	74
BROOKDALE OVIEDO		72	2	3%	74
SCOTT LAKE HEALTH AND REHABILITATION CENTER		71	3	4%	74
OAK MANOR NURSING HOME		70	4	5%	74
NOAH CLINICAL LABORATORY		63	11	15%	74
ROYAL CARE OF AVON PARK		71	3	4%	74
INFINITY BIOLOGIX LLC OAKDALE		69	5	7%	74
TALLAHASSEE VA OPC		71	3	4%	74

COVID-19: testing by laboratory

Data through Apr 4, 2021 verified as of Apr 5, 2021 at 09:25 AM

Data in this report are provisional and subject to change.

The numbers in the table below represent the number of Florida and non-Florida residents for whom test results were received by the Department of Health. A person can be tested by more than one laboratory and can have both positive and negative results. **Therefore, the sum of the numbers in each column will be larger than the total number of people tested.**

Reporting lab	Inconclusive	Negative	Positive	Percent positive	Total
TROPICANA MANUFACTURING COMPANY INC		67	6	8%	73
ALTAMONTE PEDIATRIC ASSOCIATES		31	42	58%	73
MICHAEL AKPEKE MD		64	9	12%	73
ASSOCIATED CLINICAL LABORATORIES		65	8	11%	73
WATERCREST ST LUCIE WEST	1	69	3	4%	73
CONSULATE HEALTH CARE – LAKE MARY		72	1	1%	73
PERSONAL PEDIATRICS		64	8	11%	72
HAVEN OF OUR LADY OF PEACE		72			72
CRAIG BERGER MD PL D/B/A BAY AREA EYE INSTITUTE		72			72
LEVY COUNTY DEPARTMENT OF HEALTH		52	20	28%	72
LAKE CITY VA MEDICAL CENTER			72	100%	72
WALGREENS 2941		69	3	4%	72
DISCOVERY VILLAGE AT PALM BEACH GARDENS		71	1	1%	72
INN AT ASTON GARDENS AT PELICAN POINTE,THE		67	4	6%	71
SOS MOBILE MEDICAL CARE LLC		60	11	15%	71
STERLING HOUSE OF TALLAHASSEE	3	62	6	8%	71
NORTH FLORIDA PEDIATRICS		57	14	20%	71
CL BRUMBACK PRIMARY CARE CLINICS		17	54	76%	71
STONY BROOK SOUTHAMPTON		69	2	3%	71
Summit Medical Group, Pa Dba Citymd		64	7	10%	71
GRAND ST PAUL CVS		70	1	1%	71
AMMON LABS		61	10	14%	71
ADVANCED LAB		67	4	6%	71
MD LABS		44	27	38%	71
SUMMIT AT VENICE	2	63	5	7%	70
USF HEALTH MORSANI CENTER		5	65	93%	70
CENTRAL FLORIDA PEDIATRICS		38	32	46%	70
Highlands Regional Hospital		63	7	10%	70
GV NAPLES OPCO, LLC		69	1	1%	70
SUNCOAST COMMUNITY HEALTH CENTERS PEDIATRICS		21	49	70%	70
PANCARE HEALTH - FREEPORT CLINIC SUITE B		61	9	13%	70
NOMI HEALTH LAB SERVICES LLC		5	65	93%	70
ADVENT HEALTH - LAKE MARY		60	10	14%	70
HARMONY CLINIC		1	69	99%	70
PANCARE HEALTH - MALONE CLINIC		63	7	10%	70
PLANTATION GENERAL HOSPITAL CLINICAL LAB		26	43	62%	69
TITUSVILLE FAMILY PRACTICE		16	53	77%	69
NORTH SHORE UNIVERSITY HOSPITAL LABORATORY		63	6	9%	69
BioReference Laboratories, Inc		8	61	88%	69
LUTHERAN HAVEN ASSISTED LIVING		69			69
MEMORIAL MANOR		69			69
BOND CLINIC DR ELDEEB		35	34	49%	69
PARKSIDE INN	3	64	2	3%	69
FLORIDA MEDICAL CLINIC PA		48	21	30%	69
CP/AIG PENSACOLA DEVELOPMENT LLC		66	3	4%	69
SAN JOSE SENIOR CARE LLC	1	43	25	36%	69
INDIGO MANOR□		22	47	68%	69

COVID-19: testing by laboratory

Data through Apr 4, 2021 verified as of Apr 5, 2021 at 09:25 AM

Data in this report are provisional and subject to change.

The numbers in the table below represent the number of Florida and non-Florida residents for whom test results were received by the Department of Health. A person can be tested by more than one laboratory and can have both positive and negative results. **Therefore, the sum of the numbers in each column will be larger than the total number of people tested.**

Reporting lab	Inconclusive	Negative	Positive	Percent positive	Total
HERITAGE HEALTHCARE AND REHABILITATION CENTER		69			69
SANDALWOOD NURSING CENTER		64	5	7%	69
THOMAS INTERNAL MEDICINE		58	11	16%	69
BIG BOCA SMILES LLC		66	2	3%	68
AESTHETIC ENHANCEMENTS		68			68
GENPATH			68	100%	68
SUNCOAST OPTIMAL WELLNESS		23	45	66%	68
BENTLEY CARE CENTER		68			68
AEL- MEMPHIS		17	51	75%	68
ARTHREX MEDICAL CENTER		39	28	42%	67
GOOD HEARTS COVID TESTING		24	43	64%	67
EC OPCO PENSACOLA, LLC		66	1	1%	67
CVS MINUTE CLINIC		1	66	99%	67
MEASE MANOR INC		63	4	6%	67
BOND AND STEELE CLINIC, PA		52	14	21%	66
AMERICAN FAMILY MEDICAL		53	13	20%	66
SOMERBY OF SANTA ROSA BEACH		57	9	14%	66
OKEECHOBEE URGENT CARE		17	49	74%	66
MED EXPRESS		6	60	91%	66
MEDEX MEDICAL EXPRESS OF PALATKA			66	100%	66
DEVELOPMENTAL DISABILITIES DEFENDANT PROGRAM		64	2	3%	66
Stratford Court of Palm Harbor		56	10	15%	66
EMERGENCY PHYSICIANS MEDICAL CENTER LLC		48	18	27%	66
ADVENT HEALTH CENTRA CARE - WINTER GARDEN		19	46	71%	65
ISLAND COAST PEDIATRICS		58	7	11%	65
SUMMER VISTA ASSISTED LIVING		38	27	42%	65
SAMFORD UNIVERSITY HEALTH SERVICES		64	1	2%	65
OUT OF STATE		40	25	38%	65
NXGEN MDX		20	45	69%	65
CORAL GABLES HOSPITAL			65	100%	65
VETERANS AFFAIRS MEDICAL CENTER - GULF COAST		27	38	58%	65
WADSWORTH HEALTH CENTER		62	3	5%	65
BROOKDALE CENTRE POINTE	1	64			65
VIERA HEALTH AND REHABILITATION CENTER		62	2	3%	64
BREVARD HEALTH ALLIANCE INC		61	3	5%	64
GREENLEAF ALF		63	1	2%	64
JOSEPH L MORSE GERIATRIC CENTER	2	59	3	5%	64
INTERNAL MEDICINE ASSOCIATES PA		60	4	6%	64
NEMOURS CHILDRENS PRIMARY CARE OVIEDO		51	13	20%	64
TOWERS HOME CARE		60	4	6%	64
LINCOLN MEDICAL AND MENTAL HEALTH CENTER		61	3	5%	64
TRINITY AL SENIOR HOUSING LLC		45	19	30%	64
NORTH FLORIDA MEDICAL CENTER		58	6	9%	64
EAST RIDGE RETIREMENT VILLAGE		64			64
HERNANDO COUNTY FIRE RESCUE DISTRICT		30	34	53%	64
SILVER LAKE PEDIATRICS PA		57	7	11%	64
MD NOW MEDICAL CENTERS, INC.		50	14	22%	64

COVID-19: testing by laboratory

Data through Apr 4, 2021 verified as of Apr 5, 2021 at 09:25 AM

Data in this report are provisional and subject to change.

The numbers in the table below represent the number of Florida and non-Florida residents for whom test results were received by the Department of Health. A person can be tested by more than one laboratory and can have both positive and negative results. **Therefore, the sum of the numbers in each column will be larger than the total number of people tested.**

Reporting lab	Inconclusive	Negative	Positive	Percent positive	Total
FLORIDA HEALTH CARE		8	55	87%	63
DAVID POSNACK JEWISH DAY SCHOOL		63			63
BARNETT PARK☐		2	61	97%	63
WILSON MEMORIAL REGIONAL MEDICAL CENTER		59	4	6%	63
ROCKLEDGE REGIONAL MEDICAL CENTER		30	33	52%	63
MEDI CLINIC SARASOTA INC		62	1	2%	63
BEEHIVE HOMES OF GULF BREEZE		47	16	25%	63
BRANDON COMMUNITY HEALTH CENTER		49	14	22%	63
APC PEDIATRICS AT RYE ROAD MEDICAL PARK		63			63
THE GOOD SHEPARDS OF DELAND-WEST		62	1	2%	63
ADVENT HEALTH - PALM COAST		1	61	98%	62
EAST HILL PHARMACY		43	19	31%	62
TROY REGIONAL MEDICAL CENTER		51	11	18%	62
BURRY'S PHARMACY INC		37	25	40%	62
TAMPA BAY CONCIERGE DOCTOR, LLC		60	2	3%	62
LPG PRIMARY CARE AT SURFSIDE		55	7	11%	62
CINNAMON COVE ALF		61	1	2%	62
MINUTECLINIC DIAGNOSTIC OF NEW JERSEY		55	7	11%	62
LAKELAND REGIONAL HEALTH		38	24	39%	62
EMERALD COAST HOSPICE		61	1	2%	62
MENTAL HEALTH CARE INC		53	9	15%	62
BRADFORD COUNTY HEALTH DEPARTMENT		61	1	2%	62
OVERLOOK HOSPITAL LABORATORY		57	5	8%	62
ST FRANCIS HOSPITAL		53	8	13%	61
MICHAEL A VENAZIO MD		58	3	5%	61
WASHINGTON REHABILITATION AND NURSING CENTER		51	10	16%	61
RITECARE MED CTR H			61	100%	61
PALM BAY URGENT CARE		28	33	54%	61
MINUTECLINIC DIAGNOSTIC OF KANSAS, PA		51	9	15%	60
SONORAN DESERT PATHOLOGY ASSOCIATES		3	57	95%	60
SAFARI PEDIATRICS PA		59	1	2%	60
THE PRESERVE AT CLEARWATER		58	2	3%	60
SHERMAN-ABRAMS LABORATORY INC		56	4	7%	60
WAVE CREST HEALTH AND REHABILITATION CENTER		57	3	5%	60
LPG CONVENIENT CARE AT PINE ISLAND ROAD		54	6	10%	60
TWIN CREEKS ASSISTED LIVING & MEMORY CARE		57	3	5%	60
CAMPBELL URGENT CARE			60	100%	60
BAYFRONT MEDICAL		39	21	35%	60
81ST MEDICAL GROUP		28	32	53%	60
KESHAV RX LLC		49	11	18%	60
THE TRADITION OF THE PALM BEACHES		59	1	2%	60
CDR MAGUIRE INC	1	7	51	86%	59
CVS NY4098030POCT NEW YORK		58	1	2%	59
UHEALTH AT FISHER ISLAND			59	100%	59
STEINHATCHEE FAMILY MEDICAL CENTER☐	1	50	8	14%	59
MILLENIUM PHYSICIANS GROUP		1	58	98%	59
TBI RESIDENTIAL SERVICES, INC.		48	11	19%	59

COVID-19: testing by laboratory

Data through Apr 4, 2021 verified as of Apr 5, 2021 at 09:25 AM

Data in this report are provisional and subject to change.

The numbers in the table below represent the number of Florida and non-Florida residents for whom test results were received by the Department of Health. A person can be tested by more than one laboratory and can have both positive and negative results. **Therefore, the sum of the numbers in each column will be larger than the total number of people tested.**

Reporting lab	Inconclusive	Negative	Positive	Percent positive	Total
NICEVILLE URGENT CARE		14	45	76%	59
CHILDREN'S HOSPITAL OF ALABAMA		58	1	2%	59
SUMTER PEDIATRICS		54	5	8%	59
INTERNAL LAB		50	9	15%	59
Palms at Ponte Vedra Assisted Living and Memory Care		56	3	5%	59
PANCARE HEALTH - JACKSON COUNTY		48	11	19%	59
BIOTECH		52	7	12%	59
CARDIOLOGY AND MEDICINE ASSOCIATES		43	16	27%	59
PROMEDICA SENIOR LIVING		56	3	5%	59
FERN PARK DEVELOPMENTAL CENTER		5	54	92%	59
BIG BEND CARES, INC		51	8	14%	59
ERDOX		55	3	5%	58
ST CLOUD PHYSICIAN MANAGEMENT LLC DBA ST CLOUD		28	30	52%	58
SONATA BOCA RATON		54	4	7%	58
GOLDEN POND COMMUNITIES		58			58
MICHIGAN DEPARTMENT OF HEALTH AND HUMAN SERVICES	1		57	98%	58
BUECHELE DENTAL PA DBA CLERMONT FAMILY DENTISTRY		48	10	17%	58
FLORIDA HEALTH CARE DELAND			58	100%	58
Margate Health and Rehabilitation Center		56	2	3%	58
HORIZON ALF		57	1	2%	58
MEDLOGIC LABORATORIES		3	55	95%	58
KINDRED HOSPITAL CENTRAL TAMPA BLOOD GAS	1	52	5	9%	58
TUKA PEDIATRICS		7	51	88%	58
FINLAY CLINICAL LABORATORY		20	37	65%	57
PALM RIVER COMMUNITY HEALTH CENTER		52	5	9%	57
GENESIS DERMATOLOGY		53	4	7%	57
MALCOM RANDALL DEPT OF VAMC			57	100%	57
ADVENT HEALTH - MOUNT DORA		10	47	82%	57
KEY WEST MEDICAL CENTER	1	50	6	11%	57
ALEXANDER NININGER STATE VETERANS		57			57
KAPG FLEMING ISLAND SENIOR HOUSING OPCO LLC	1	56			57
ALZHEIMERS CARE CENTER OF VIERA LTD		37	20	35%	57
CARE CENTERS OF NASSAU LLC MINER ROAD SOUTH		57			57
ERIC C MRSHAL, MD, PC #1842		54	3	5%	57
THE CANOPY AT BERRYHILL		57			57
DEPT OF VA MED CENTE-WEST PALM BEACH			57	100%	57
ASCENSION SACRED HEART BAY LABORATORY		54	3	5%	57
FAMILY HEALTH CENTER		41	15	27%	56
GRAND AVENUE RX			56	100%	56
EAGLES WATCH CLUSTER		47	9	16%	56
MARQUIS LABS, LLC		55	1	2%	56
SANTA BARBARA CARE CENTER		38	18	32%	56
COOPER FAMILY MEDICAL, PLLC		46	10	18%	56
HIALEAH HOSPITAL RESPIRATORY DEPT			56	100%	56
MAUREEN OROURKE-FUTEY			56	100%	56
ALL AMERICAN URGENT CARE			56	100%	56
ROSECASTLE OF JACKSONVILLE LLC		55	1	2%	56

COVID-19: testing by laboratory

Data through Apr 4, 2021 verified as of Apr 5, 2021 at 09:25 AM

Data in this report are provisional and subject to change.

The numbers in the table below represent the number of Florida and non-Florida residents for whom test results were received by the Department of Health. A person can be tested by more than one laboratory and can have both positive and negative results. **Therefore, the sum of the numbers in each column will be larger than the total number of people tested.**

Reporting lab	Inconclusive	Negative	Positive	Percent positive	Total
PHYSICIANS PRIMARY CARE OF SOUTHWEST FLORIDA		39	17	30%	56
MEADOWCREST FAMILY PHYSICIANS PA	1	33	22	39%	56
ATRIA PARK OF LAKE FOREST (WG HERITAGE LF LLC)		54	2	4%	56
TIFFANY HALL NURSING AND REHAB		44	12	21%	56
PATHOLOGY CONSULTANTS OF NEW MEXICO		56			56
Gulfport Rehabilitation Center		53	3	5%	56
MAJESTIC OAKS		53	3	5%	56
FAST PACE MEDICAL CLINIC, PLLC		49	7	13%	56
WEST ISLIP URGENT CARE		50	5	9%	55
SONATA HUNTERS CREEK		47	8	15%	55
VPA PC LAB		48	7	13%	55
PREMIER MEDICAL ASSOCIATES ALL FLORIDA LLC		54	1	2%	55
DOT DOC SARASOTA		50	5	9%	55
SARATOGA HOSPITAL LABORATORY		50	5	9%	55
NITE LITE PEDIATRICS - PORT ST. LUCIE		46	9	16%	55
ENCOMPASS HEALTH REHABILITATION HOSPITAL OF LARGO		52	3	5%	55
EVIVIA		52	3	5%	55
GEORGE E WEEMS MEMORIAL HOSPITAL LAB		45	10	18%	55
PALM BAY PEDIATRICS		36	19	35%	55
MINUTECLINIC DIAGNOSTIC OF SOUTH CAROL		50	5	9%	55
Salerno Bay Health & Rehabilitation Center		45	10	18%	55
MINUTECLINIC DIAGNOSTIC OF HAWAII LLC		48	7	13%	55
KENDALL REGIONAL MEDICAL CENTER LAB	3		52	95%	55
VALENCIA HOUSE ALF		52	2	4%	54
CAMBRIDGE SECURITY SERVICES		51	3	6%	54
S-H THIRTY FIVE OPCO - ORANGE CITY, LLC		44	10	19%	54
FAMILY EXTENDED CARE OF PUNTA GORDA		54			54
CLERMONT HEALTH AND REHAB		40	14	26%	54
SPRING MANOR ASSISTED LIVING		54			54
CERTUS MTD OPCP LLC		52	2	4%	54
ST. CLOUD MEDICAL GROUP		54			54
JUNIPER VILLAGE AT NAPLES		53	1	2%	54
APOLLOMDX LABS		32	22	41%	54
UNITED LABORATORY SERVICES CORPORATION		38	16	30%	54
SARASOTA CO. HEALTH DEPT # 58		40	14	26%	54
REHAB AND HEALTHCARE CENTER OF CAPE CORAL		54			54
FUTURE PEDIATRICS		51	3	6%	54
QUOTIENT SCIENCES LABS LLC			53	100%	53
ST VINCENTS PRIMARY CARE		48	5	9%	53
MISSION OAKS ASSISTED LIVING		51	2	4%	53
LITTLE NECK URGENT CARE		51	2	4%	53
Osprey Point Nursing Center		51	2	4%	53
NORTH FLORIDA PEDIATRICS - JACKSONVILLE		48	5	9%	53
GENTIVA HEALTH SERVICES CERTIFIED INC		50	3	6%	53
BARNES HEALTHCARE OF FLORIDA LLC		49	4	8%	53
SIMEDHEALTH LLC		44	9	17%	53
UNIVERSITY OF WEST FLORIDA, THE		52	1	2%	53

COVID-19: testing by laboratory

Data through Apr 4, 2021 verified as of Apr 5, 2021 at 09:25 AM

Data in this report are provisional and subject to change.

The numbers in the table below represent the number of Florida and non-Florida residents for whom test results were received by the Department of Health. A person can be tested by more than one laboratory and can have both positive and negative results. **Therefore, the sum of the numbers in each column will be larger than the total number of people tested.**

Reporting lab	Inconclusive	Negative	Positive	Percent positive	Total
CENTRA CARE – LAKE NONA		6	47	89%	53
SOMERSET			53	100%	53
MEDICAL PAVILION CLINIC		37	15	29%	52
PENNSYLVANIA DEPARTMENT OF HEALTH BUREAU OF LABORATORIES			52	100%	52
CALHOUN COUNTY HEALTH DEPT		25	27	52%	52
Jupiter Medical Center Pavilion		51	1	2%	52
ROCHESTER GENERAL HOSPITAL LABORATORY		48	4	8%	52
SNH BRFL TENANT LLC	2	50			52
LABCORP		16	36	69%	52
SOUTHSIDE HOSPITAL NORTHWELL HEALTH LABORATORY		45	7	13%	52
PHILLIPPE RIDGE		40	12	23%	52
INTERNAL MEDICINE SPECIALIST		46	6	12%	52
ADVENT HEALTH		49	3	6%	52
CHILDRENS CLINIC		16	35	69%	51
GULFVIEW MEDICAL INSTITUTE		51			51
AVANTE ST CLOUD		48	3	6%	51
NAPHCARE INC		46	5	10%	51
SOUTH CAROLINA DEPT OF HEALTH AND ENVIRONMENT CONTROL		11	40	78%	51
ADVENT HEALTH EXPRESS CARE		5	46	90%	51
LONG ISLAND JEWISH MED CTR		47	4	8%	51
INN AT THE FOUNTAINS, THE		34	17	33%	51
FELICIDAD MEDICAL CENTER		5	46	90%	51
BENTLEY VILLAGE II		42	9	18%	51
MIAMI CLINICAL RESEARCH CORP		12	39	76%	51
LPG PEDIATRICS AT PAGE FIELD		50	1	2%	51
WALGREENS #10373		49	2	4%	51
BIOREFERENCE LABORATORIES INC		4	47	92%	51
LAKELAND REGIONAL HEALTH GATEWAY CENTER		28	23	45%	51
BETHUNE-COOKMAN UNIVERSITY		32	18	36%	50
BENTON HOUSE OF PORT ORANGE		44	6	12%	50
ADVENTHEALTH MEDICAL GROUP MULTISPECIALTY			50	100%	50
MIRIMUS CLINICAL LABS	1	20	29	58%	50
ORCHID COVE AT DAYTONA		45	5	10%	50
TRADITIONAL HOME HEALTH OF PALM BEACH INC		49	1	2%	50
AMELIA ASSISTED LIVING FACILITY		50			50
VANDERBILT UNIVERSITY MEDICAL CENTER		45	5	10%	50
ORTHOPAEDIC SURGERY CENTER		50			50
HILA BECKERMAN MD LLC	1	45	4	8%	50
PORT ST. LUCIE - ZAXBY'S		50			50
SOUTHEAST ALABAMA MEDICAL CENTER			50	100%	50
DOCTORS CENTER PA,THE		42	8	16%	50
CARE ATC - ANDES			50	100%	50
LEE COMMUNITY HEALTHCARE - LEHIGH		41	8	16%	49
ALLEGRO		47	2	4%	49
TGH URGENT CARE POWERED BY FAST TRACK			49	100%	49
MULBERRY CARE CENTER		39	10	20%	49
QHC UPSTATE MEDICAL PC		41	8	16%	49

COVID-19: testing by laboratory

Data through Apr 4, 2021 verified as of Apr 5, 2021 at 09:25 AM

Data in this report are provisional and subject to change.

The numbers in the table below represent the number of Florida and non-Florida residents for whom test results were received by the Department of Health. A person can be tested by more than one laboratory and can have both positive and negative results. **Therefore, the sum of the numbers in each column will be larger than the total number of people tested.**

Reporting lab	Inconclusive	Negative	Positive	Percent positive	Total
SOFT CELL LABORATORIES		45	4	8%	49
SOLARIS SENIOR LIVING NORTH NAPLES		48	1	2%	49
PRACTICE MANAGEMENT OF AMERICA, INC.		7	42	86%	49
ST ANTHONYS PRIMARY CARE LLC/JACKSON STREET			49	100%	49
RAINBOW PEDIATRICS PC LLC / BREAKFAST POINT		38	11	22%	49
ADVENTIST HEALTH SYSTEM FLORIDA		34	15	31%	49
DOH		23	26	53%	49
CORNERSTONE PEDIATRICS		37	12	24%	49
HEALTH FIRST - CAPE CANAVERAL HOSPITAL		1	48	98%	49
USF		1	48	98%	49
NORTHBROOK CENTER FOR		47	2	4%	49
NEW YORK PRESBYTERIAN - QUEENS DIAGNOSTIC		45	4	8%	49
HOME CARE PHARMACY		49			49
BAPTIST URGENT CARE		44	4	8%	48
S-H THIRTY FIVE OPCO - LUTZ, LLC		47	1	2%	48
COURTYARD GARDENS OF JUPITER		48			48
SEWANEE MOLECULAR DIAGNOSTICS LABORATO		48			48
NAPLES PEDIATRICS INC		43	5	10%	48
FHMG_CTR FOR SENIOR HEALTH		43	5	10%	48
IMA MEDICAL CENTER		33	15	31%	48
PREMIER COMMUNITY HEALTHCARE GROUP INC		46	2	4%	48
POPLAR HEALTHCARE PLLC	1	11	36	75%	48
PREMIER MEDICAL ASSOCIATES		46	2	4%	48
GRAND OAKS OF PALM CITY LLC	1	41	6	13%	48
GUIDEWELL EMERGENCY MEDICINE DOCTORS LLC		22	26	54%	48
THE TERRACE OF JACKSONVILLE		3	45	94%	48
LONG ISLAND UNIVERSITY - POST CAMPUS		48			48
CAREMED INTERNAL MEDICINE		30	18	38%	48
BITTINGS APOTHECARY INC		42	6	13%	48
BAY CENTER HURRICANE SHELTER		48			48
INTERCOASTAL MEDICAL GROUP		2	46	96%	48
COMPLETE HOME CARE OF THE PALM BEACHES LLC		43	4	9%	47
OCOE PEDIATRICS		40	7	15%	47
Citymd Of Toms River		41	6	13%	47
ADVENT HEALTH - LAKE WALES		35	12	26%	47
NAVARRE GARDENS		41	6	13%	47
MOBILE DOC FL, LLC		29	18	38%	47
INTERLAB		1	46	98%	47
MARIANNA HEALTH AND REHABILITATION CENTER		46	1	2%	47
Bon Secours Maria Manor		42	5	11%	47
CAPE REGIONAL MEDICAL CENTER		45	2	4%	47
MADISON COUNTY MEMORIAL HOSPITAL LABORATORY		15	32	68%	47
ISLAND URGENT CARE PLLC		44	3	6%	47
HERNANDO ENDOSCOPY AND SURGERY CENTER		36	11	23%	47
Guardian Care Nursing and Rehabilitation Center		46			46
EMED LABS, LLC	3	43			46
COLLIER BLVD HMA PHYSICIAN MANAGEMENT LLC		46			46

COVID-19: testing by laboratory

Data through Apr 4, 2021 verified as of Apr 5, 2021 at 09:25 AM

Data in this report are provisional and subject to change.

The numbers in the table below represent the number of Florida and non-Florida residents for whom test results were received by the Department of Health. A person can be tested by more than one laboratory and can have both positive and negative results. **Therefore, the sum of the numbers in each column will be larger than the total number of people tested.**

Reporting lab	Inconclusive	Negative	Positive	Percent positive	Total
FAMILY EXTENDED CARE OF WINTER HAVEN		44	2	4%	46
WG EVERGREEN WOODS SH LLC		46			46
CITYMD OF MANAHAWKIN		44	2	4%	46
POINTE AT NEW PORT PLACE,THE		46			46
CARE 4 U MANAGEMENT, INC			46	100%	46
ADVENT HEALTH MEDICAL GROUP OB GYN AT		40	6	13%	46
NORTH FLORIDA / SOUTH GEORGIA VETERANS HEALTH SYSTEM		1	45	98%	46
H LEE MOFFITT CANCER CENTER MICRO		46			46
EAST MANATEE FAMILY	1	1	44	96%	46
NIGHT LITE PEDIATRICS CENTER LLC		10	36	78%	46
WINTER GARDEN REHAB AND NURSING CENTER		42	4	9%	46
PINES NURSING HOME		44	2	4%	46
LAKE CO EMPLOYEE HEALTH AND WELLNESS CENTER		42	4	9%	46
HARTFORD HEALTH SERVICES LLC		46			46
PREMIER PLACE HEALTHCARE AT THE GLENVIEW		46			46
KAPG ST AUGUSTINE SENIOR HOUSING OPCO LLC		37	9	20%	46
PATRICK MANOR INCORPORATED		46			46
TRICORE REF LABS - UNIV OF NM		46			46
JFK MEDICAL CENTER NORTH LAB		1	44	98%	45
BD MEDICAL SYSTEMS		43	2	4%	45
NEOGENOMICS LABORATORIES INC		45			45
LUTHERAN HAVEN EXTENDED CONGREGATE CAR		45			45
LINCOLN DIAGNOSTIC LAB		43	2	4%	45
COLLIER URGENT CARE CENTERS		44	1	2%	45
BRP SH OPCO LLC		45			45
REDI-MED WALK-IN FAMILY CARE			45	100%	45
ALLIANCE OF PHYSICIANS AGAINST COVID-19			45	100%	45
PANCARE HEALTH - BAY COUNTY - YOUNGSTOWN		40	5	11%	45
GRAMERCY PARK URGENT CARE		43	2	4%	45
COASTAL LABORATORIES OF FLORIDA		40	5	11%	45
HOLY NAME HOSPITAL LABORATORY		43	2	4%	45
SAN CARLOS PHARMACY		39	6	13%	45
VIP WALK IN CLINIC		23	22	49%	45
STUART URGENT CARE			45	100%	45
ADVENTHEALTH MEDICAL GROUP FAMILY MEDICINE		40	5	11%	45
HIGHLANDS COUNTY FIRE RESCUE		45			45
LIGHTHOUSE PEDIATRICS OF NAPLES		41	4	9%	45
MILLENIA ADVANCED SCIENTIFIC LLC			45	100%	45
LARA HEALTH AND WELLNESS CENTER LLC		45			45
SOUTHPORT SQUARE HARBOUR HEALTH		45			45
CITY OF CAPE CORAL		35	10	22%	45
MINUTECLINIC, LLC		39	6	13%	45
PREMIUM HEALTH SERVICES OF TAMPA BAY LLC		25	20	44%	45
NEXT MOLECULAR ANALYTICS		14	31	69%	45
PRINCETON VILLAGE□		40	4	9%	44
COURTYARD GARDENS OF BOYNTON BEACH, LLC		41	3	7%	44
ROYAL PALM SENIOR RESIDENCE		44			44

COVID-19: testing by laboratory

Data through Apr 4, 2021 verified as of Apr 5, 2021 at 09:25 AM

Data in this report are provisional and subject to change.

The numbers in the table below represent the number of Florida and non-Florida residents for whom test results were received by the Department of Health. A person can be tested by more than one laboratory and can have both positive and negative results. **Therefore, the sum of the numbers in each column will be larger than the total number of people tested.**

Reporting lab	Inconclusive	Negative	Positive	Percent positive	Total
ASHTON PLACE	3	37	4	9%	44
LYSTER ACH FT RUCKER AL		41	3	7%	44
RADIOLOGY ASSOCIATES OF VENICE AND ENGLEWOOD		42	2	5%	44
NEWPATH DIAGNOSTICS		36	8	18%	44
Gulf Shore Care Center		39	5	11%	44
WALGREENS 3145		41	3	7%	44
OPTUMCARE SOUTH FLORIDA, LLC		37	7	16%	44
CAMP BOGGY CREEK		44			44
PEDIATRICS OF CENTRAL FLORIDA – SAINT CLOUD	2	40	2	5%	44
IMMEDIATE CARE PA		40	4	9%	44
THE MERIDIAN AT BOCA RATON	1	43			44
TGH URGENT CARE - RIVERVIEW			44	100%	44
MORTON PLANT			44	100%	44
FLORIDA HOSPITAL		28	16	36%	44
ST JOSEPHS HOSPITAL SOUTH HOSPITAL			44	100%	44
ORLANDO CLINICAL RESEARCH CENTER		41	3	7%	44
SUN CLINICAL LABORATORIES		43	1	2%	44
UNION MEDICAL CARE PLLC		43	1	2%	44
TRIPLE O MEDICAL SERVICES INC		41	3	7%	44
DUVAL PHARMACY		32	11	26%	43
BRANCH MEDICAL CLINIC			43	100%	43
EAST CENTRAL FLORIDA OUTPATIENT IMAGING		31	12	28%	43
FIRST CHOICE URGENT CARE		12	31	72%	43
PINELLAS INTERNAL MEDICINE ASSOCIATES	1	39	3	7%	43
ADVANCE URGENT CARE CENTER, LLC		2	41	95%	43
LPG PRIMARY CARE AT PINE ISLAND		36	7	16%	43
LAKE MARY KIDS CENTRA CARE		33	10	23%	43
CAREATC			43	100%	43
AVALON PARK RETIREMENT RESIDENCE		41	2	5%	43
LOURDES HOSPITAL INC		41	2	5%	43
PLAINVIEW URGENT CARE		40	3	7%	43
WOLFF CTR FOR CHILD & ADOLESCENT HEALTH PLLC,THE		26	17	40%	43
LAKE SHERIFF		37	6	14%	43
LPG PULMONOLOGY-COCONUT POINT		37	6	14%	43
CDR MAGUIRE - MIAMI BEACH CC MISSION 17388		2	41	95%	43
PACIFICA SENIOR LIVING OCALA		37	5	12%	42
Atlantic Shore Nursing and Rehab		42			42
MINUTECLINIC DIAGNOSTIC OF NORTH CAROLINA		41	1	2%	42
ATRIA WILLOW WOOD		40	2	5%	42
SUNCOAST TECHNICAL COLLEGE SCHOOL OF HEALTH		42			42
GREENSBORO PATHOLOGY LLC		32	10	24%	42
MAIMONIDES-SHALOM ACADEMY, INC		41	1	2%	42
ST JUDE LABORATORIES		39	3	7%	42
KIVA AT CANTERBURY		25	17	40%	42
LONGLEAF DIAGNOSTIC LABORATORIES		13	29	69%	42
URGENT CARE & WELLNESS CENTER		10	32	76%	42
BENTON HOUSE OF ST. JOHNS		40	2	5%	42

COVID-19: testing by laboratory

Data through Apr 4, 2021 verified as of Apr 5, 2021 at 09:25 AM

Data in this report are provisional and subject to change.

The numbers in the table below represent the number of Florida and non-Florida residents for whom test results were received by the Department of Health. A person can be tested by more than one laboratory and can have both positive and negative results. **Therefore, the sum of the numbers in each column will be larger than the total number of people tested.**

Reporting lab	Inconclusive	Negative	Positive	Percent positive	Total
CVS MINUTE CLINIC DIAGNOSTIC OF NORTH CAROL		36	6	14%	42
HEARTLAND SOUTH JACKSONVILLE OF JACKSONVILLE FL ,		42			42
CLINICAL LABORATORY		42			42
University Hills health and Rehabilitation		32	10	24%	42
NORTHWELL HEALTH PLAINVIEW HOSPITAL LABORATORY		32	9	22%	41
PEDIATRICS OF CENTRAL FLORIDA KISSI		33	8	20%	41
STAT ONE URGENT CARE CENTER		2	39	95%	41
CITRUS COUNTY HEALTH DEPARTMENT		35	6	15%	41
FLORIDA HOSPITAL NEW SMYRNA		4	37	90%	41
MINUTECLINIC DIAGNOSTIC MEDICAL GROUP		38	3	7%	41
UNIVERSITY OF ALABAMA		38	3	7%	41
WHITE-WILSON MEDICAL CENTER		30	11	27%	41
1ST PRIORITY LAB SERVICES		35	6	15%	41
A & R RESEARCH GROUP		35	6	15%	41
EASTERN SHORE URGENT CARE		30	11	27%	41
MID-FLORIDA PATHOLOGY, LLC		33	8	20%	41
BRONX LEBANON HOSPITAL-MEDICAL CENTER		37	4	10%	41
CROSSROADS URGENT CARE		26	15	37%	41
IMA MEDICAL GROUP POINCIANA		18	23	56%	41
ROADS PEDIATRICS,LLC		38	2	5%	40
JOHN D ARCHBOLD MEMORIAL HOSPITAL		39	1	3%	40
PROFESSIONAL PEDIATRICS		38	2	5%	40
MINUTECLINIC DIAGNOSTIC OF LOUISIANA		37	3	8%	40
NORTH FLORIDA PHARMACY		38	2	5%	40
SUNSHINE ASSISTED LIVING		40			40
STETSON UNIVERSITY STUDENT HEALTH CENTER		3	37	93%	40
CITY OF OCALA EMPLOYEE HEALTH AND WELLNESS CENTER		34	6	15%	40
NORTH CAROLINA DEPARTMENT OF HEALTH & HUMAN SERVICES	1		39	98%	40
CAPITAL REGIONAL MEDICAL CENTER		2	38	95%	40
CLINICAL PATHOLOGY LABORATORIES, INC		40			40
M&V SAN JOSE MEDICAL CENTER			40	100%	40
PRIDE DIAGNOSTICS		24	16	40%	40
ADVENT HEALTH CENTRA CARE - LAKELAND		30	10	25%	40
MAIN STREET MEDICAL CENTER OF CRESTVIEW PA		20	19	49%	39
MAKO MEDICAL		21	18	46%	39
BIOFIRE		7	32	82%	39
ENCOMPASS HEALTH REHABILITATION HOSPITAL OF SARASOTA		39			39
CORRECTIONAL MEDICAL GROUP		27	12	31%	39
CLINICAL RESEARCH SEQUENCING PLATFORM		8	31	79%	39
GENEXPERT			39	100%	39
BOND CLINIC, PA		9	30	77%	39
MEDEX MEDICAL EXPRESS OF PALATKA LLC			39	100%	39
BAYSHORE PATHOLOGY CONSULTANTS PA		37	2	5%	39
LAKE INTERNAL MEDICINE ASSOCIATES PA		32	7	18%	39
CEDAR CREEK AT KINGS BAY INC		39			39
JUNIPER VILLAGE AT CAPE CORAL		34	5	13%	39
GUYAN VALLEY WELLNESS CENTER		32	7	18%	39

COVID-19: testing by laboratory

Data through Apr 4, 2021 verified as of Apr 5, 2021 at 09:25 AM

Data in this report are provisional and subject to change.

The numbers in the table below represent the number of Florida and non-Florida residents for whom test results were received by the Department of Health. A person can be tested by more than one laboratory and can have both positive and negative results. **Therefore, the sum of the numbers in each column will be larger than the total number of people tested.**

Reporting lab	Inconclusive	Negative	Positive	Percent positive	Total
ARCPPOINT LABS OF WEST PALM BEACH		4	35	90%	39
ADULT MEDICINE OF LAKE COUNTY INC			39	100%	39
BROOKDALE BRANDON	1	38			39
LEE MEMORIAL HEALTH SYSTEM D/B/A LEE COMMUNITY		36	3	8%	39
WG BAYPOINT VILLAGE SH LLC		38	1	3%	39
BAY COUNTY JAIL ANNEX		34	5	13%	39
ST JOSEPHS CHILDRENS OUTREACH			39	100%	39
SOMA MEDICAL CENTER PA #3		5	34	87%	39
THE MEDICAL GROUP OF SOUTH FLORIDA INC		34	5	13%	39
PREMISE HEALTH MIA		1	38	97%	39
NIGHT LITE PEDIATRIC CENTER		10	28	74%	38
CCRC @ SUNFLOWER LLC		35	3	8%	38
MULBERRY'S MOBILE PROVIDER SERVICES LLC		23	15	39%	38
EC OPCO TIMBERLIN PARC LLC		38			38
D W MCMILLAN MEMORIAL HOSPITAL		27	11	29%	38
MOLECULAR DIAGNOSTICS		5	33	87%	38
ORLANDO HEALTH PRIMARY CARE PEDIATRICS		37	1	3%	38
ENCOMPASS HEALTH REHABILITATION HOSPITAL		38			38
PALM POINT BEHAVIORAL HEALTH		38			38
VETERANS AFFAIRS MEDICAL CENTER - NEW YORK HARBOR		36	2	5%	38
TAYLORVILLE FAMILY MEDICINE		31	7	18%	38
ADVENT HEALTH - FOUR CORNERS ER		28	10	26%	38
FLORIDA DEPARMENT OF HEALTH CLAY COUNTY		25	13	34%	38
WALGREENS #04809		31	7	18%	38
ISLAMORADA VILLAGE OF ISLANDS FIRE RESCUE		36	2	5%	38
TANVIR H SHAGAR NP		32	6	16%	38
URGENT CARE USA LLC		2	36	95%	38
ANDALUSIA HEALTH		21	17	45%	38
GOLFCREST HEALTHCARE CENTER		38			38
AUTUMN OF SARASOTA		12	26	68%	38
Life Care Center of Citrus County		37	1	3%	38
ATRIA SAN PABLO		36	2	5%	38
STEWART MEDICAL GROUP, INC		21	17	45%	38
HOMWOOD RESIDENCE AT FREEDOM PLAZA		37	1	3%	38
BROOKDALE CANOPY OAKS		5	32	86%	37
CAREHERE LAKE SCHOOLS EMPLOYEE HEALTH CENTER		26	11	30%	37
HR SARASOTA OPERATOR LLC		25	12	32%	37
BULLS HEAD URGENT CARE		35	2	5%	37
ALAN A SMITH MD LLC		34	3	8%	37
THE COLLIER AT NAPLES		36	1	3%	37
RIVERHEAD URGENT CARE		36	1	3%	37
BELVEDERE COMMONS OF SUN CITY CENTER		37			37
GRAND VILLA OF DEL RAY WEST		34	3	8%	37
ONE MILO		37			37
PONCE THERAPY CARE CENTER		34	3	8%	37
HOLZER HEALTH CENTER		5	32	86%	37
SIDDH INC DBA SAN CARLOS PHARMACY		34	3	8%	37

COVID-19: testing by laboratory

Data through Apr 4, 2021 verified as of Apr 5, 2021 at 09:25 AM

Data in this report are provisional and subject to change.

The numbers in the table below represent the number of Florida and non-Florida residents for whom test results were received by the Department of Health. A person can be tested by more than one laboratory and can have both positive and negative results. **Therefore, the sum of the numbers in each column will be larger than the total number of people tested.**

Reporting lab	Inconclusive	Negative	Positive	Percent positive	Total
CONNECTICUT DEPARTMENT OF HEALTH		22	15	41%	37
PATHOGENIUS LABORATORIES		30	7	19%	37
CONCENTRA - FT LAUDERDALE - COMMERCIAL BLVD		37			37
INNOVATION CLINICAL TRIALS, INC			37	100%	37
LAKE COUNTY SCHOOLS EMPLOYEE HEALTH CENTER		26	11	30%	37
FAMILY AND INTERNAL MEDICINE AT AVALON PARK		33	4	11%	37
FAMILY EXTENDED CARE OF SEBRING INC		35	2	5%	37
ST AUGUSTINE PEDIATRIC ASSOC		33	4	11%	37
ACCURATE DIAGNOSTIC LAB		35	2	5%	37
MINUTECLINIC DIAGNOSTIC OF RHODE ISLAND, LLC #1544		36	1	3%	37
BASSETTI MEDICAL RESEARCH INC		29	8	22%	37
ORLANDO ORTHOPAEDIC OUTPATIENT SURGERY CENTER		31	6	16%	37
Rehabilitation Center of the Palm Beaches		36			36
CLEARWATER PAIN MANAGEMENT ASSOCIATES		34	2	6%	36
WASHINGTON COUNTY HEALTH DEPARTMENT		24	12	33%	36
THE PALMS PHARMACY, INC		33	3	8%	36
MINUTE CLINIC DIAGNOSTIC OF VIRGINIA, LLC		36			36
BVL/LITTLE ANGEL PEDIATRICS		36			36
CENTRAL FLORIDA HEALTH CARE INC WAUCHULA SITE 2		29	7	19%	36
PECONIC BAY MEDICAL CENTER LABORATORY		27	9	25%	36
LPG CONVENIENT CARE AT METRO		33	3	8%	36
LMH SKILLED NURSING UNIT		36			36
Kensington Gardens		36			36
MEDCOMP SCIENCES			36	100%	36
WINDSOR WOODS REHAB & HEALTHCARE CTR		35	1	3%	36
HARMONY HEALTH OPCO, LLC		15	21	58%	36
ALWAYS BEST CARE SENIOR SERVICES		33	3	8%	36
PATHGROUP		9	27	75%	36
GRAND VILLA OF ALTAMONTE SPRINGS		29	7	19%	36
University Hospital		31	5	14%	36
DCH REGIONAL MEDICAL CENTER LABORATORY		35	1	3%	36
WALK IN MEDICAL URGENT CARE		35			35
NEUROINTERNATIONAL SARASOTA		32	3	9%	35
HOLLISMED LLC		33	2	6%	35
VIKOR SCIENTITIC		5	30	86%	35
UNION MEDICAL CARE		35			35
MINUTECLINIC DIAGNOSTIC OF MICHIGAN		32	3	9%	35
ST. MARYS MEDICAL CENTER		1	34	97%	35
MAINSTREET FAMILY URGENT CARE		1	34	97%	35
P23 LABS		35			35
COLLIER HMA PHYSICIAN MANAGEMENT LLC		27	8	23%	35
PARKSIDE HEALTH AND REHABILITATION CENTER			35	100%	35
BENTON HOUSE OF CLERMONT		35			35
RESIDENTIAL PLAZA AT BLUE LAGOON INC		32	3	9%	35
SOUTHCOR LABORATORY		4	31	89%	35
NCHD		21	14	40%	35
HARBORCHASE OF WELLINGTON CROSSING		33	2	6%	35

COVID-19: testing by laboratory

Data through Apr 4, 2021 verified as of Apr 5, 2021 at 09:25 AM

Data in this report are provisional and subject to change.

The numbers in the table below represent the number of Florida and non-Florida residents for whom test results were received by the Department of Health. A person can be tested by more than one laboratory and can have both positive and negative results. **Therefore, the sum of the numbers in each column will be larger than the total number of people tested.**

Reporting lab	Inconclusive	Negative	Positive	Percent positive	Total
POARCH BANC CREEK INDIANS TRIBAL HEALTH DEPARTMENT			35	100%	35
CARE HERE		12	23	66%	35
PHYSICIAN ASSOCIATES LLC		26	9	26%	35
BAY STREET PHARMACY☐		33	2	6%	35
IRL		4	31	89%	35
FHMG-FLORIDA HOSPITAL MEDICAL GROUP		25	10	29%	35
ADVENT HEALTH - FISH MEMORIAL		2	33	94%	35
WALGREENS COVID-19		27	8	23%	35
WUESTHOFF MEMORIAL HOSPITAL			35	100%	35
GRAND VILLA OF ST. PETERSBURG		33	2	6%	35
ALABAMA CLINICS		19	16	46%	35
BOCA TOXICOLOGY LLC		33	2	6%	35
ISLAND LAKE CENTER		14	21	60%	35
ST LUCIE COUNTY JAIL		26	9	26%	35
Grand Villa of Clearwater		33	2	6%	35
AYERS NURSING AND REHABILITATION CENTER		34			34
COMMUNITY MEDICAL CARE CENTER INC			34	100%	34
TUSCAN GARDENS OF DELRAY BEACH MANAGEMENT COMPANY,		34			34
MIDDLETOWN MEDICAL P C		24	10	29%	34
WELLMED AT NEW TAMPA		24	10	29%	34
FLORIDA PRESBYTERIAN HOMES INC		33	1	3%	34
THE SPRINGS OF PARC HILL		33	1	3%	34
CITRUS CARE CLINIC			34	100%	34
ROCKLAND URGENT CARE FAMILY HEALTH NP		33	1	3%	34
LEE MEMORIAL HEALTH SYSTEM		30	4	12%	34
PORT SAINT JOHN FAMILY PRACTICE		21	13	38%	34
SOUTHEASTERN OUTPATIENT SURGERY CENTER		31	3	9%	34
RASHDA ALBIBI M.D. P.A.		31	3	9%	34
LONG TERM CARE OF GULF BREEZE LLC		30	4	12%	34
REDI-MED WALK IN FAMILY CLINIC			34	100%	34
FLORIDA PEDIATRIC GROUP PA		28	6	18%	34
Heritage Park Care and Rehabilitation		34			34
TRADITIONAL HOME CARE INC		33	1	3%	34
PARAMOUNT WALK-IN CLINIC		1	33	97%	34
SOUTHWEST LABS		34			34
GULFSIDE HOSPICE INC		31	3	9%	34
THORNBURG PEDIATRICS		32	2	6%	34
MINUTE CLINIC LLC #2216		32	2	6%	34
JACKSON HEALTH SYSTEM		2	32	94%	34
EP MEDICAL EQUIPMENT PHARMACY		30	4	12%	34
FLAGLER HOSPITAL INC	2		32	94%	34
DAVENPORT PEDIATRICS CLERMONT PA		30	4	12%	34
GROWING TOGETHER PEDIATRICS, LLC		30	4	12%	34
SUNSHINE PEDIATRICS OF CENTRAL FLORIDA PL		30	3	9%	33
JAMAICA HOSPITAL MEDICAL CENTER		29	4	12%	33
AMBRY GENETICS CORPORATION	23	10			33
Consulate Health Care of Orange Park		27	6	18%	33

COVID-19: testing by laboratory

Data through Apr 4, 2021 verified as of Apr 5, 2021 at 09:25 AM

Data in this report are provisional and subject to change.

The numbers in the table below represent the number of Florida and non-Florida residents for whom test results were received by the Department of Health. A person can be tested by more than one laboratory and can have both positive and negative results. **Therefore, the sum of the numbers in each column will be larger than the total number of people tested.**

Reporting lab	Inconclusive	Negative	Positive	Percent positive	Total
FLORIDA DEPARTMENT OF HEALTH IN MONROE COUNTY		27	6	18%	33
WESTWOOD NURSING AND REHABILITATION		28	5	15%	33
METRO KNOXVILLE HMA		25	8	24%	33
FORT CAROLINE GARDENS, INC		31	2	6%	33
ARTHREX MEDICAL CENTER EAST		25	8	24%	33
AHSE ROP		32	1	3%	33
VETERANS HOME		1	32	97%	33
VETERAN AFFAIRS MEDICAL CENTER - JAMES J PETERS		30	3	9%	33
PHOSPHORUS DIAGNOSTICS		27	6	18%	33
LONG BEACH URGENT CARE		33			33
EVERLYWELL		19	14	42%	33
AMMON ANALYTICAL LABORATORIES		29	4	12%	33
BOND CLINIC		3	30	91%	33
VILLA COURT LLC		33			33
SANFORD MOBILE LAB PGA TOUR		32	1	3%	33
NIGHT LITE PEDIATRICS URGENT CARE CENTER			33	100%	33
TRINITY URGENT CARE		27	6	18%	33
GREENRIDGE GROUP HOME	3	11	19	58%	33
CORAL HOUSE ASSISTED LIVING COMMUNITY LLC		33			33
IPSUM DIAGNOSTICS		3	29	91%	32
PASSPORT HEALTH ORLANDO		32			32
UNIVERSITY MEDICAL CTR OF PRINCETON AT		30	2	6%	32
A AND R RESEARCH GROUP LLC		28	4	13%	32
CRESTVIEW IMMEDIATE CARE LL		8	24	75%	32
PULSE & REMEDY LLC		17	15	47%	32
GRAND VILLA OF NEW PORT RICHEY		25	7	22%	32
OPIS COQUINA CENTER		32			32
Heartland Health Care Center North Sarasota		18	14	44%	32
COLORADO DEPARTMENT OF HEALTH LABORATORY SERVICES DIVISION			32	100%	32
STATEN ISLAND UNIVERSITY HOSPITAL-POUCH		31	1	3%	32
WOMENS CARE FLORIDA LABORATORY		25	7	22%	32
MADISON POINTE CARE CENTER		32			32
ADVENTHEALTH MEDICAL GROUP FAMILY & INTERNAL		13	19	59%	32
WESTMINSTER ST AUGUSTINE		32			32
WARDE MEDICAL LABORATORY		24	8	25%	32
ADVANCED URGENT CARE		12	20	63%	32
AMERICAN ESOTERIC LABORATORIES		15	16	52%	31
ATLAN		26	5	16%	31
ADVENTHEALTH MEDICAL GROUP FAMILY MEDICINE AT RDV		31			31
WALGREEN		21	10	32%	31
JUPITER MEDICAL CENTER PHYSICIANS GROUP, INC		28	3	10%	31
MINUTECLINIC, LLC, DBA MINUTECLINIC #5		28	3	10%	31
LabCorp L#09258130 M#09258125		12	19	61%	31
MINUTE CLINIC, LLC DBA MINUTECLINIC #4505		28	3	10%	31
PM PEDIATRICS		30	1	3%	31
REGENCY PARK ASSISTED LIVING FACILITY		29	2	6%	31
HEALTH FIRST - VIERA HOSPITAL		1	30	97%	31

COVID-19: testing by laboratory

Data through Apr 4, 2021 verified as of Apr 5, 2021 at 09:25 AM

Data in this report are provisional and subject to change.

The numbers in the table below represent the number of Florida and non-Florida residents for whom test results were received by the Department of Health. A person can be tested by more than one laboratory and can have both positive and negative results. **Therefore, the sum of the numbers in each column will be larger than the total number of people tested.**

Reporting lab	Inconclusive	Negative	Positive	Percent positive	Total
MINUTE CLINIC DIAGNOSTIC OF SC, LLC #75		29	2	6%	31
DISCOVERY COMMONS AT BRADENTON		31			31
UR CARE FAMILY AND SPORTS MEDICINE			31	100%	31
OAKMONTE VILLAGE		30	1	3%	31
EASYCARE WALK-IN CLINIC	1	11	19	61%	31
MICHAEL J D'AMBROSE MD PA		29	2	6%	31
PREMIER URGENT CARE CENTER LLC			31	100%	31
COLLIER ANESTHESIA PAIN LLC		31			31
CARILLON SPORTS AND FAMILY MEDICINE		23	8	26%	31
ENT AND ALLERGY ASSOCIATES OF FLORIDA LLC		30	1	3%	31
UNIPATH		24	7	23%	31
NAPHCARE, INC.		21	10	32%	31
GRAND VILLA OF ENGLEWOOD		25	5	17%	30
MAGNOLIA DIAGNOSTICS, LLC		3	27	90%	30
CLINCLOUD, LLC			30	100%	30
Okeechobee Health Care Facility		16	14	47%	30
CENTER ONE SURGERY CENTER		24	6	20%	30
FORT VALLEY STATE UNIVERSITY		29	1	3%	30
Wiregrass Rehabilitation Center and Nursing Home		28	2	7%	30
WEINBERG VILLAGE		29	1	3%	30
CIGNA PBSO WEST PALM			30	100%	30
ACCESS 365 URGENT CARE		9	21	70%	30
MINUTE CLINIC DIAGNOSTIC OF VIRGINIA		23	7	23%	30
FLORIDA ENDOSCOPY & SURGERY CTR LLC		30			30
ADVENT HEALTH PRIMARY CARE PLUS, WINTER GARDEN		26	4	13%	30
ENCOMPASS HEALTH REHABILITATION HOSPITAL OF PANAMA CITY		25	5	17%	30
MARTHA'S HOUSE & ASSISTED LIVING FACILITY		30			30
THE TERRACE AT IVY ACRES ALF		11	19	63%	30
HUNTINGTON STATION URGENT CARE		29	1	3%	30
SMS DO PA		26	4	13%	30
MARYLAND DEPARTMENT OF HEALTH			30	100%	30
PERDIDO URGENT CARE		1	29	97%	30
SANITAS		4	26	87%	30
BOCA BIOLISTIC REFERENCE LAB			30	100%	30
COUNTY OF LOS ANGELES			30	100%	30
AMEERAH LABS			30	100%	30
CHIPOLA MEDICAL ASSOCIATES		10	20	67%	30
NURSES HELPING HANDS INC ALF		30			30
OAK HARBOR ASSISTED LIVING FACILITY		27	3	10%	30
HERITAGE WATERSIDE		27	3	10%	30
STUART REHABILITATION AND HEALTHCARE		14	16	53%	30
UNIVERSITY BEHAVIORAL CENTER		30			30
LABORATORY ALLIANCE OF CENTRAL NEW YORK		28	2	7%	30
LAKE MARY - STIRLING CENTER SUITE 202			30	100%	30
COLORADO DEPARTMENT OF PUBLIC HEALTH AND ENVIRONMENT			30	100%	30
UCLA HEALTHCARE CLINICAL LABS		23	6	21%	29
RESIDENCE AT BAY VUE		27	2	7%	29

COVID-19: testing by laboratory

Data through Apr 4, 2021 verified as of Apr 5, 2021 at 09:25 AM

Data in this report are provisional and subject to change.

The numbers in the table below represent the number of Florida and non-Florida residents for whom test results were received by the Department of Health. A person can be tested by more than one laboratory and can have both positive and negative results. **Therefore, the sum of the numbers in each column will be larger than the total number of people tested.**

Reporting lab	Inconclusive	Negative	Positive	Percent positive	Total
DUVAL COUNTY HEALTH DEPARTMENT		29			29
STEINHATCHEE DRUGS		23	6	21%	29
CHILDREN'S MEDICAL CENTER			29	100%	29
PALMS, THE		29			29
CERON PEDIATRICS & INTEGRATIVE MEDICIN		29			29
PANCARE HEALTH - BONIFAY K-8			29	100%	29
NORTH PINELLAS CHILDRENS MEDICAL CENTER			29	100%	29
COMPREHENSIVE CHILDCARE		23	6	21%	29
ST PETER'S BENDER LABORATORY		28	1	3%	29
MIGUEL E TREVINO MD PA		25	4	14%	29
PRO HEALTH HARMONY		29			29
NEMOURS CHILDRENS CLINIC		22	7	24%	29
FAMILY CARE PARTNERS URGENT CARE LLC		23	6	21%	29
WEISS PEDIATRIC CARE LLC		16	13	45%	29
SYNIVERSE WELLNESS CENTER		25	4	14%	29
EMORY CLINIC, THE		28	1	3%	29
MEDEXPRESS URGENT CARE WEST TAMPA			29	100%	29
STEWART MELBOURNE HOSPITAL			29	100%	29
PALM GARDEN OF JACKSONVILLE		27	2	7%	29
CAPE CORAL HOSPITAL ABG LABORATORY		16	13	45%	29
ROBERT H JENKINS JR VETERANS' DOMICILIARY HOME OF		26	3	10%	29
SUNTREE INTERNAL MEDICINE		29			29
FAST PACE MEDICAL CLINIC		26	3	10%	29
BAPTIST PRIMARY BLACK CREEK SOUTH			29	100%	29
Grand Villa of Deerfield Beach		27	2	7%	29
REOPEN DIAGNOSTICS			29	100%	29
UNIVERSITY OF ILLINOIS VETERINARY DIAG	1	27	1	3%	29
CDC		17	12	41%	29
INTERIM HEALTHCARE OF NORTHWEST FLORIDA INC		27	2	7%	29
FLORIDA MEDICAL CLINIC - MULTI SPECIALTY CAMPUS		9	20	69%	29
P4CLINICAL	3	2	24	83%	29
DAVID LAWRENCE CENTER		25	4	14%	29
UNIV OF ROCHESTER-STRONG MEMORIAL HOSP		28	1	3%	29
RENAISSANCE SENIOR LIVING	1	28			29
STATCARE URGENT & WALK IN MEDICAL CARE		26	3	10%	29
CARDIOLOGY AND MEDICINE ASSOCIATES INC		28	1	3%	29
URGENT CARE CENTER			28	100%	28
BOCA SIMON LAB		1	27	96%	28
MINUTECLINIC DIAGNOSTIC OF RHODE ISLAND, LLC #212		28			28
FAMILY CARE PARTNERS		18	10	36%	28
WELLSTAR KENNESTONE HOSPITAL		25	3	11%	28
ASTORIA HEALTH AND REHABILITATION CENTER		27	1	4%	28
NATIONAL MENTOR HEALTHCARE LLC			28	100%	28
EDEN AT CRESTVIEW		12	16	57%	28
MARION PEDIATRICS PA		21	7	25%	28
DOCTOR TODAY TLC LLC			28	100%	28
THE LODGE AND REHABILITATION CENTER		13	15	54%	28

COVID-19: testing by laboratory

Data through Apr 4, 2021 verified as of Apr 5, 2021 at 09:25 AM

Data in this report are provisional and subject to change.

The numbers in the table below represent the number of Florida and non-Florida residents for whom test results were received by the Department of Health. A person can be tested by more than one laboratory and can have both positive and negative results. **Therefore, the sum of the numbers in each column will be larger than the total number of people tested.**

Reporting lab	Inconclusive	Negative	Positive	Percent positive	Total
SOUTH FLORIDA BAPTIST HOSPITAL			28	100%	28
BROOKWOOD BAPTIST MEDICAL CENTER		27	1	4%	28
JOSEF SCHENKER MD PC DBA CENTERS URGENT		26	2	7%	28
BROOKDALE PHILLIPPI CREEK			28	100%	28
ACTIVE SENIOR LIVING		26	2	7%	28
KEY PRIMARY CARE			28	100%	28
LABORATORY MEDICINE CONSULTANTS-LMC PA		26	2	7%	28
MINUTECLINIC, LLC #08366		23	5	18%	28
CAREATC INC BRANDON	3	22	3	11%	28
GRAND LIVING AT LAKEWOOD RANCH		27	1	4%	28
Cleveland Clinic Laboratories		4	24	86%	28
LAKELAND NURSING AND REHABILITATION CENTER			28	100%	28
Casa Mora Rehabilitation & Extended Care		28			28
LEE PHYSICIAN GROUP COLLEGE POINT		28			28
LAKE PLACID HEALTH AND REHABILITATION		1	27	96%	28
PORT ST LUCIE HOSPITAL		25	3	11%	28
WILLAMETTE VALLEY TOXICOLOGY LLC		26	2	7%	28
ORLANDO FAMILY MEDICINE		13	15	54%	28
AHMG SURGICAL SPECIALIST		28			28
ORANGE PEDIATRICS			28	100%	28
MINUTECLINIC, LLC #4230		23	4	15%	27
SPANISH RIVER HIGH SCHOOL ESE		23	4	15%	27
CHILDRENS MEDICAL CENTER			27	100%	27
PINELLAS 1 HOME HEALTH CARE CORP		27			27
SUNCOAST LABS			27	100%	27
HEALTHPARK MEDICAL CENTER ABG LAB		26	1	4%	27
DHMD		27			27
GASTROENTEROLOGY ASSOCIATES OF PENSACOLA PA		23	4	15%	27
UNION CHD		24	3	11%	27
CLEARWATER EMPLOYEE HEALTH CLINIC		11	16	59%	27
LOOP PEDIATRICS		22	5	19%	27
VASSAR BROTHERS MEDICAL CENTER LABORATORY		25	2	7%	27
WIREGRASS CLINIC LLC		22	5	19%	27
JOSEPH SCHENKER MD PC DBA CENTERS URGENT		24	3	11%	27
JOSEF SCHENKER MD PC		27			27
RAINBOW PEDIATRICS		1	26	96%	27
LEXINGTON PLACE SENIOR LIVING COMMUNITY		27			27
BROWARD HEALTH IMPERIAL POINT NURSING			27	100%	27
ELLKAY HEALTHCARE DATA PLUMBERS	23		4	15%	27
BROOKDALE SOUTHPOINT			27	100%	27
BROOKDALE UNIVERSITY HOSPITAL		25	2	7%	27
BUREAU OF PUBLIC HEALTH	1	6	20	74%	27
VICK STREET MANOR		27			27
LEE PHYSICIAN GROUP		24	3	11%	27
EXPRESS CARE OF BELLEVIEW		27			27
ATRIA LADY LAKE		27			27
KIVA AT CANTERBURY, LLC		27			27

COVID-19: testing by laboratory

Data through Apr 4, 2021 verified as of Apr 5, 2021 at 09:25 AM

Data in this report are provisional and subject to change.

The numbers in the table below represent the number of Florida and non-Florida residents for whom test results were received by the Department of Health. A person can be tested by more than one laboratory and can have both positive and negative results. **Therefore, the sum of the numbers in each column will be larger than the total number of people tested.**

Reporting lab	Inconclusive	Negative	Positive	Percent positive	Total
THE COMMONWEALTH OF MASSACHUSETTS		1	26	96%	27
ASSISTED LIVING OF BROWARD		27			27
FIRST CHOICE PEDIATRICS LOOP		25	2	7%	27
MAYO CLINIC JACKSONVILLE		2	24	92%	26
ENCOMPASS HEALTH REHABILITATION OF ALTAMONTE		21	5	19%	26
MONCRIEF ARMY HEALTH CLINIC			26	100%	26
HOLIDAY MEDICAL ASSOCIATES		1	25	96%	26
ADVENT HEALTH PARTIN SETTLEMENT HEALTH PARK		18	8	31%	26
MONTEFIORE NEW ROCHELLE HOSPITAL		24	2	8%	26
URGENT FAMILY CARE INC		23	3	12%	26
EAST HILL MEDICAL GROUP		17	9	35%	26
MAGNOLIA PEDIATRICS		4	22	85%	26
PBSO WEST PALM FAMILY PRACTICE		1	25	96%	26
OAKTREE HEALTHCARE			26	100%	26
PALM BEACH COUNTY FIRE RESCUE		24	2	8%	26
BAYCARE HEALTH SYSTEMS, LLC			26	100%	26
ROSLYN URGENT CARE		26			26
GOOD SAMARITAN HOSPITAL LABORATORY		23	3	12%	26
LOT HEALTH SERVICES	1	25			26
ADVENT HEALTH MEDICAL GROUP- FAMILY MEDICINE AT DR. PHILIPS		21	5	19%	26
Clearwater Center		12	14	54%	26
GERALD J KIVETT MD		23	3	12%	26
EXPRESS FAMILY CARE LLC		11	15	58%	26
ORLANDO ORTHOPAEDIC CENTER		24	2	8%	26
PARK WEST MEDICAL CENTER		25	1	4%	26
MD BEAUTY LABS, PA		24	2	8%	26
EPIC REFERENCE LABS INC			26	100%	26
CANTON-POTSDAM HOSPITAL LABORATORY		25	1	4%	26
DARDEN WELLNESS CENTER		23	3	12%	26
LAKES DIALYSIS CENTER INC			26	100%	26
WAKULLA COUNTY HEALTH DEPARTMENT		12	14	54%	26
WEST BROWARD CARE CENTER		24	2	8%	26
MINUTECLINIC DIAGNOSTIC OF TEXAS		22	4	15%	26
RJ LEE GROUP	1	23	2	8%	26
PULMONARY SPECIALISTS OF THE PALM BEACHES		16	10	38%	26
TREEHOUSE PEDIATRICS & FAMILY CARE		26			26
EMORY BENNETT VETERANS NURSING HOME	1	25			26
MINUTE CLINIC DIAGNOSTIC OF NEW JERSEY		25	1	4%	26
EMORY UNIVERSITY HOSPITAL		22	4	15%	26
MINIMALLY INVASIVE VASCULAR INC		24	2	8%	26
MIDNIGHT MEDICINE			26	100%	26
ABL MEDICAL CARE LLC			26	100%	26
THE MINIER URGENT CARE		20	6	23%	26
OMNI HEALTHCARE, INC		26			26
MINUTECLINIC DIAGNOSTIC OF TN, PC 374		22	4	15%	26
SUMMERGATE PHARMACY		24	2	8%	26
CENTRAL FLORIDA PEDIATRIC URGENT CARE LLC		21	4	16%	25

COVID-19: testing by laboratory

Data through Apr 4, 2021 verified as of Apr 5, 2021 at 09:25 AM

Data in this report are provisional and subject to change.

The numbers in the table below represent the number of Florida and non-Florida residents for whom test results were received by the Department of Health. A person can be tested by more than one laboratory and can have both positive and negative results. **Therefore, the sum of the numbers in each column will be larger than the total number of people tested.**

Reporting lab	Inconclusive	Negative	Positive	Percent positive	Total
SUNQUEST		3	22	88%	25
COASTAL COMPLETE CARE		11	14	56%	25
GRAND VILLA OF PINELLAS PARK		23	2	8%	25
TIFFANY LAKE CARE CENTERS INC		25			25
CARENOW - DOWNTOWN NORTH GULCH		24	1	4%	25
PHYSICIANS STAT		3	22	88%	25
ADVENT HEALTH EXPRESS		9	16	64%	25
ACCESS HEALTH CARE PHYSICIANS LLC		10	15	60%	25
ASURANCE SCIENTIFIC LABORATORIES		24	1	4%	25
FEDERAL PRISON CAMP PENSACOLA			25	100%	25
HUNT CLUB PEDIATRIC ASSOCIATES LLC		21	4	16%	25
KINDRED HOSPITAL OCALA		22	3	12%	25
THE WATERMARK AT VISTAWILLA		25			25
ALPHA PHARMACY		22	3	12%	25
MEDEXPRESS URGENT CARE - BLOOMINGTON		22	3	12%	25
CANCER RESEARCH LAB, BOB JONES UNIVERSITY		24	1	4%	25
WESTPAC LABS		1	24	96%	25
COMMUNITY HEALTH OF SOUTH FLORIDA			25	100%	25
ARCPOINT LABS OF FORT LAUDERDALE		25			25
COASTAL SKIN SURGERY AND DERMATOLOGY		18	7	28%	25
CARLOS F FUSTER MD PA		23	2	8%	25
ENCOMPASS HOME HEALTH OF THE SOUTHEAST LLC		23	2	8%	25
EXPRESS CARE OF TAMPA BAY LLC		2	23	92%	25
SOUTH FLORIDA DIALYSIS CENTER		8	17	68%	25
MINUTECLINIC DIAGNOSTIC OF PENNSYLVANI		24	1	4%	25
DELRAY BEACH FACIAL PLASTIC SURGERY		25			25
Summit Medical Group Westfield Lab		22	3	12%	25
GREEN GABLES ASSISTED LIVING FACILITY		25			25
MADWAR		19	6	24%	25
ST. CLOUD HOSPITAL		20	5	20%	25
ADVENT HEALTH - LAKE MARY PEDIATRICS		16	9	36%	25
COOPER HEALTHCARE		22	3	12%	25
TALLAHASSEE DEVELOPMENTAL CENTER		24	1	4%	25
PINELLAS PARK FIRE DEPARTMENT		25			25
SARASOTA MEMORIAL NURSING & REHABILITATION CTR		24			24
URGENT CARE USA			24	100%	24
HOUSE CALLS PROFESSIONAL LLC		20	4	17%	24
SENIOR LIVING IV SUN CITY LLC		17	7	29%	24
TREASURE ISLE LLC		24			24
MINUTECLINIC DIAGNOSTIC OF TN PC #378		21	3	13%	24
GRAND VILLA OF ORMOND BEACH		20	4	17%	24
TOTAL ACCESS URGENT CARE		1	23	96%	24
ATRIA AT ST JOSEPHS		24			24
MED PLUS FLORENCE		20	4	17%	24
LABORATORY DYNAMICS		20	4	17%	24
WELLMED AT PLANT CITY		11	13	54%	24
VIRTUA		20	4	17%	24

COVID-19: testing by laboratory

Data through Apr 4, 2021 verified as of Apr 5, 2021 at 09:25 AM

Data in this report are provisional and subject to change.

The numbers in the table below represent the number of Florida and non-Florida residents for whom test results were received by the Department of Health. A person can be tested by more than one laboratory and can have both positive and negative results. **Therefore, the sum of the numbers in each column will be larger than the total number of people tested.**

Reporting lab	Inconclusive	Negative	Positive	Percent positive	Total
HERITAGE OAKS ASSISTED LIVING & MEMORY CARE		20	4	17%	24
TARPON BAYOU CENTER			24	100%	24
PALMETTO PEDIATRICS			24	100%	24
AIR, LAND & SEA PHYSICALS & CONSULTATIONS, LLC		23	1	4%	24
PHYSICIANS PRIMARY CARE OF SW FLORIDA PL		24			24
CSH LAKE ORIENTA LP		24			24
MADISON COUNTY MEMORIAL HOSP		12	12	50%	24
RAINBOW PEDIATRIC CENTER		2	22	92%	24
SHORE MEMORIAL HOSPITAL		21	3	13%	24
COURTYARDS OF ORLANDO		24			24
ROWLETT MIDDLE ACADEMY		22	2	8%	24
WESTMINSTER WOODS ON JULINGTON CREEK		22	2	8%	24
SOMA MEDICAL CENTER # 4		2	22	92%	24
WELLNOW URGENT CARE		23	1	4%	24
VILLAGES REHABILITATION AND NURSING CENTER		24			24
ENGLEWOOD HOSPITAL AND MEDICAL CENTER		19	5	21%	24
STATE LAB		2	22	92%	24
HENNEPIN COUNTY MEDICAL CENTER (HCMC)		13	11	46%	24
THE CHAPPEL GROUP RESEARCH		24			24
SUMMIT MEDICAL GROUP - 75 E NORTHFIELD		22	2	8%	24
ALAN SERURE MD		24			24
JUPITER MEDICAL CENTER			24	100%	24
BLUE SPRINGS SURGERY CENTER		24			24
PACIFICA SENIOR LIVING FORT MYERS		15	9	38%	24
STATCARE URGENT AND WALK-IN MEDICAL CA		22	2	8%	24
HEALTH MED CENTERS		24			24
SANFORD PEDIATRIC ASSOCIATES, PA		22	2	8%	24
NOVANT HEALTH		18	6	25%	24
PALMS MEDICAL GROUP - LAKE CITY WEST		3	21	88%	24
INNOVATIVE RESEARCH OF WEST FLORIDA		21	3	13%	24
TIMBERLANE LODGE ALF	1	16	7	29%	24
CARE CENTERS OF NASSAU LLC MINER ROAD NORTH		24			24
SPRINGWOOD COURT		19	5	21%	24
MID FLORIDA PATHOLOGY LLC		23	1	4%	24
FINLAY C. LABORATORY		4	20	83%	24
AVENTIS BIO-SERVICES CTL		24			24
SENIOR HEALTH OF WINTER PARK DUNDEE		24			24
PRIME CARE ONE LLC/HARBORCHASE OF VENICE			24	100%	24
CENTERPLACE HEALTH		3	21	88%	24
TOTTENVILLE CIRCLE URGENT CARE		24			24
ECC PEDIATRICS		24			24
HALIFAX HEALTH URGENT CARE		4	20	83%	24
ISLAND COAST PEDIATRICS PA		22	1	4%	23
EDWARD S BENNETT MD PLLC		23			23
NEW YORK METHODIST HOSPITAL		19	4	17%	23
ADVENTHEALTH MEDICAL GROUP PULMONOLOGY		20	3	13%	23
CORE LABORATORY		1	22	96%	23

COVID-19: testing by laboratory

Data through Apr 4, 2021 verified as of Apr 5, 2021 at 09:25 AM

Data in this report are provisional and subject to change.

The numbers in the table below represent the number of Florida and non-Florida residents for whom test results were received by the Department of Health. A person can be tested by more than one laboratory and can have both positive and negative results. **Therefore, the sum of the numbers in each column will be larger than the total number of people tested.**

Reporting lab	Inconclusive	Negative	Positive	Percent positive	Total
UNIV OF NORTH ALABAMA HEALTH CENTER		22	1	4%	23
WUESTHOFF MEDICAL CENTER-MELBOURNE			23	100%	23
NORTHWEST FLORIDA COMMUNITY HOSPITAL 3RD FLOOR		21	2	9%	23
MINUTECLINIC, LLC, DBA MINUTECLINIC #2544		22	1	4%	23
PRODUCTION HEALTH SAFETY MANAGEMENT		22	1	4%	23
LPG PRIMARY CARE AT CAPE CORAL PARKWAY		20	3	13%	23
NEWYORK-PRESBYTERIAN/ LAWRENCE HOSPITAL LABORATORY		21	2	9%	23
UNIVERSITY HILLS HEALTH AND REHABILITATION CENTER		18	5	22%	23
UF HEALTH NORTH JACKSONVILLE			23	100%	23
PHYSICIANS CARE		20	3	13%	23
UAH STUDENT HEALTH CENTER		16	7	30%	23
South Heritage Health and Rehab		23			23
ST VINCENT'S EAST		21	2	9%	23
OMEGA LABORATORIES		19	4	17%	23
FLORIDA MEDICAL CLINIC IM MLK		16	7	30%	23
ADEPT INPATIENT MEDICAL SERVICES PC		23			23
BIG BEND HOSPICE INC		23			23
JUST FOR KIDS PEDIATRICS		5	18	78%	23
SMH PHYSICIAN SERVICES INC		22	1	4%	23
LAKEVIEW HEALTH CARE SYSTEMS		9	14	61%	23
OCCUPATIONAL HEALTH CENTERS OF THE SOUTHWEST PA		18	5	22%	23
SEWALLS POINT PHARMACY INC		17	6	26%	23
NORTHSIDE HOSPITAL EMERGENCY DEPT		20	3	13%	23
TAMPA URGENT CARE			23	100%	23
FORT SANDERS REGIONAL LABORATORY		23			23
EGL GENETIC DIAGNOSTICS		1	22	96%	23
ST VINCENTS AMBULATORY CARE INC DBA		20	3	13%	23
HOWARD BEACH URGENT CARE		22	1	4%	23
WOODHOUSE INC		17	6	26%	23
FLORIDA MEDICAL CLINIC - NEW TAMPA		19	4	17%	23
BAYFRONT FAMILY HEALTH CENTER		3	20	87%	23
MINUTECLINIC DIAGNOSTIC OF TN PC #6435		21	2	9%	23
NEW JERSEY		22	1	4%	23
ADIRONDACK MEDICAL CENTER		23			23
RAYMOND BASRI MD		21	2	9%	23
NOBLE SENIOR LIVING		3	20	87%	23
BOZEMAN HEALTH DEACONESS HOSPITAL		18	5	22%	23
ADVANCED URGENT CARE CENTER		7	16	70%	23
ST ELIZABETH MEDICAL CENTER LABORATORY		19	3	14%	22
KISSIMMEE VA OUTPATIENT CLINIC		21	1	5%	22
UTAH DEPARTMENT OF HEALTH			22	100%	22
GLEN COVE HOSPITAL		22			22
PULSE MEDICAL GROUP INC			22	100%	22
TEN HEALTHCARE		6	16	73%	22
OLIVE BRANCH HEALTH AND REHABILITATION CENTER			22	100%	22
CL BRUMBACK PRIMARY CARE CLINIC LANTANA		2	20	91%	22
GILCHRIST COUNTY JAIL		20	2	9%	22

COVID-19: testing by laboratory

Data through Apr 4, 2021 verified as of Apr 5, 2021 at 09:25 AM

Data in this report are provisional and subject to change.

The numbers in the table below represent the number of Florida and non-Florida residents for whom test results were received by the Department of Health. A person can be tested by more than one laboratory and can have both positive and negative results. **Therefore, the sum of the numbers in each column will be larger than the total number of people tested.**

Reporting lab	Inconclusive	Negative	Positive	Percent positive	Total
MARATHON HEALTH FOR LIFE		19	3	14%	22
ELAN SPANISH SPRINGS		4	18	82%	22
MEDI STATION			22	100%	22
MINUTECLINIC DIAGNOSTIC OF TN PC #320		14	8	36%	22
HARBOUR ISLAND PEDIATRICS		13	9	41%	22
ROSS MEDICAL GROUP			22	100%	22
FLORENCE J HUNT STUDENT WELLNESS CENTER - HEALTH SERVICES (ABBOTT)		22			22
DALE MEDICAL CENTER		17	5	23%	22
APOLLO SURGERY CENTER		20	2	9%	22
FORT PIERCE FAMILY CARE INC		16	6	27%	22
FAMILY AND AFTER HOURS CARE		22			22
EBEIDS MD PEDIATRICS		19	3	14%	22
NEW YORK PRESBYTERIAN - ALLEN HOSPITAL		22			22
CHARLOTTE CHD PORT CHARLOTTE		18	4	18%	22
MINUTECLINIC DIAGNOSTIC OF ILLINOIS L		17	5	23%	22
SOLE HEALTH LLC		22			22
MORNINGSIDE MANOR & VILLA ADULT CARE C		22			22
ROCKLEDEGE REGIONAL MEDICAL CENTER		17	5	23%	22
STEWARD MEDICAL GROUP INC			22	100%	22
JESSIE TRICE COMMUNITY HEALTH SYSTEM, INC		6	16	73%	22
GRAND VILLA OF LARGO		20	2	9%	22
Wesley Place on Honeysuckle		20	2	9%	22
WELLMED AT LAKE COPELAND		16	6	27%	22
FLORIDA PEDIATRICS		6	16	73%	22
CARESPOT		2	20	91%	22
HUNT CLUB MEDICAL		15	7	32%	22
FLORIDA HOSPITAL LABS		12	10	45%	22
KELLY'S ASSISTED LIVING FACILITY		22			22
BAYSIDE LABORATORIES INC		22			22
MOBILE DIVISION LABORATORY		7	15	68%	22
DIACARTA INC.		22			22
CVS NC3516POCT WINSTON SALEM		20	2	9%	22
ERIC C MARSHAL MD, PC DBA MINUTECLINIC		21	1	5%	22
SEAGRASS VILLAGE			22	100%	22
SOUTHEAST GEORGIA HEALTH SYSTEM, INC		18	3	14%	21
INTERNATIONAL MEDICAL LABORATORY INC		21			21
MINUTECLINIC DIAGNOSTIC OF NORTH		19	2	10%	21
COASTAL FAMILY PRACTICE		13	8	38%	21
ARDEN COURTS OF WINTER SPRINGS		18	3	14%	21
COLUMBIA MEMORIAL HOSPITAL		21			21
FLUSHING HOSPITAL MEDICAL CENTER		17	4	19%	21
MINUTECLINIC DIAGNOSTIC OF LOUISIANA,		20	1	5%	21
TENNESSEE DEPARTMENT OF HEALTH		15	6	29%	21
UPMC CHAUTAUQUA AT WCA LABORATORY		20	1	5%	21
OHIO CVS STORES, LLC DBA		19	2	10%	21
Grand Villa of Dunedin		15	6	29%	21
MORRIS PARK URGENT CARE		18	3	14%	21

COVID-19: testing by laboratory

Data through Apr 4, 2021 verified as of Apr 5, 2021 at 09:25 AM

Data in this report are provisional and subject to change.

The numbers in the table below represent the number of Florida and non-Florida residents for whom test results were received by the Department of Health. A person can be tested by more than one laboratory and can have both positive and negative results. **Therefore, the sum of the numbers in each column will be larger than the total number of people tested.**

Reporting lab	Inconclusive	Negative	Positive	Percent positive	Total
GRAND VILLA OF BOYNTON BEACH		20	1	5%	21
JEFFERSON K-12, A SOMERSET SCHOOL- CLINIC		17	4	19%	21
HOPE HEALTHCARE		21			21
ADVENT HEALTH MEDICAL GROUP FAMILY AND INTERNAL MEDICINE AT AVALON PAR		20	1	5%	21
SOUTH NASSAU COMMUNITIES HOSPITAL		17	4	19%	21
LEE COMMUNITY HEALTHCARE INC CAPE CORAL		21			21
PRIMECARE OF DOTHAN-DALEVILLE CLINIC		16	5	24%	21
METROPOLITAN CHARITIES INC		19	2	10%	21
ROCKLEDGE FAMILY HEALTH			21	100%	21
SUNSHINE PEDIATRICS		21			21
BASSETTI & ASSOCIATES, MD, PA			21	100%	21
CONNECTDX		6	15	71%	21
POINT OF CARE CLINICS PRIMARY CARE		20	1	5%	21
ST VINCENT'S URGENT CARE		18	3	14%	21
BAYCARE MEDICAL GROUP INC		2	19	90%	21
CVS NC7588POCT ASHEVILLE		18	3	14%	21
ESOTERIX GENETIC LABORATORIES		16	5	24%	21
LPG PRIMARY CARE AT BONITA BAY LIFESTYLE CENTER		19	2	10%	21
PRIMECARE AT PORT ORANGE		4	17	81%	21
PALM BAY FAMILY PRACTICE		4	17	81%	21
ST JUDE CHILDRENS RESEARCH HOSPITAL		21			21
LAKE HOWARD HEIGHTS	1	18	2	10%	21
CLINICAL PATHOLOGY LABORATORIES SOUTHEAST			21	100%	21
MARQUES PEDIATRICS			21	100%	21
1 TOUCH TOTALCARE SOLUTIONS		19	2	10%	21
ADVANCED HEALTHCARE ASSOCIATES		18	2	10%	20
DEPT OF VA MEDICAL CENTER - BAY PINES			20	100%	20
CVS MINUTE CLINIC DIAGNOSTIC OF TEXAS LLC		16	4	20%	20
SONATA BOYNTON BEACH		18	2	10%	20
PONCE PLAZA NURSING & REHAB CENTER		4	16	80%	20
MINUTECLINIC DIAGNOSTIC OF NORTH CAROLINA PC		17	3	15%	20
ESTATES MEDICAL CENTER		12	8	40%	20
Sovereign Laboratory Services, LLC		17	3	15%	20
BAYFRONT HMA CONVENIENT CARE, LLC		2	18	90%	20
DIXIE COUNTY HEALTH DEPARTMENT		13	7	35%	20
PRIMARY CARE MEDICINE	1	13	6	30%	20
SOUTH CAROLINA DEPARTMENT OF HEALTH			20	100%	20
BAPTIST MEDICAL GRP URGENT CARE & OCC HEALTH AIRPO		20			20
MINUTECLINIC DIAGNOSTIC PA		18	2	10%	20
GUARDANT HEALTH		14	6	30%	20
BETHESDA HEALTH PHYSICIAN GROUP INC			20	100%	20
CVA MINUTE CLINIC DIAGNOSTIC OF VIRGINIA, LLC		20			20
RHODE ISLAND DEPARTMENT OF HEALTH			20	100%	20
REDITUS LABORATORIES			20	100%	20
MEDICAL EXPRESS CORP		18	2	10%	20
THE VILLAGES HEALTH		12	8	40%	20
BROOKDALE MANDARIN CENTRAL		7	13	65%	20

COVID-19: testing by laboratory

Data through Apr 4, 2021 verified as of Apr 5, 2021 at 09:25 AM

Data in this report are provisional and subject to change.

The numbers in the table below represent the number of Florida and non-Florida residents for whom test results were received by the Department of Health. A person can be tested by more than one laboratory and can have both positive and negative results. **Therefore, the sum of the numbers in each column will be larger than the total number of people tested.**

Reporting lab	Inconclusive	Negative	Positive	Percent positive	Total
PRIMARY CARE SPECIALISTS OF ORLANDO LLC		15	5	25%	20
WINSHIPS PHARMACY INC		20			20
MINUTECLINIC DIAGNOSTICS MEDICAL GROUP		19	1	5%	20
A LILIKO'I PHARMACY LLC		19	1	5%	20
MCWHORTER SCHOOL OF PHARMACY		20			20
PROFESSIONAL PARK PEDIATRICS PA			20	100%	20
FLORIDA MEDICAL CL ODOM TPA		9	11	55%	20
VIERA FAMILY MEDICINE AND WELLNESS		16	4	20%	20
HEALTHY MINORS, LLC.		20			20
OPTIMAL CARE PEDIATRICS		5	15	75%	20
CVS NC7047POCT DURHAM		20			20
GOOD SAMARITAN SOCIETY OF DAYTONA		16	4	20%	20
LAKE WORTH MANOR		19	1	5%	20
ODYSSEY HEALTHCARE OF MARION COUNTY, LLC		19	1	5%	20
GADSDEN COUNTY HEALTH DEPARTMENT		14	6	30%	20
WACO HHSSURGEWACO	1	16	3	15%	20
WINTER PARK FAMILY PRACTICE LLC		17	3	15%	20
CARESPOT OF NOCATEE		1	19	95%	20
BEST MEDICAL CENTER		11	9	45%	20
MEDEMERGE		18	2	10%	20
CONSOLIDATED LAB SERVICES		10	10	50%	20
TGH MEDICAL GROUP LABORATORY CARROLLWOOD			20	100%	20
STATEN ISLAND UNIVERSITY HOSPITAL		19	1	5%	20
MINUTECLINIC MINUTECLINIC #8746		19	1	5%	20
PEDIATRIC ASSOCIATES PA		17	3	15%	20
OCEANSIDE URGENT CARE		20			20
HENDRY REGIONAL CORPORATE HEALTH			20	100%	20
BAY PEDIATRICS PA		18	2	10%	20
AUBURN COMMUNITY HOSPITAL		17	2	11%	19
STONE WASH CLINICAL LABORATORIES		2	17	89%	19
ALL PEDIATRIC CARE			19	100%	19
TRINITY MEDICAL ASSOCIATES LLC			19	100%	19
SEVEN RIVERS REGIONAL MEDICAL CENTER		5	14	74%	19
SHELBY BAPTIST MEDICAL CENTER		14	5	26%	19
CONCENTRA URGENT CARE		15	4	21%	19
COMMONWEALTH OF MASSACHUSETTS			19	100%	19
PALM BEACH GARDENS MEDICAL CENTER			19	100%	19
JACKSON NORTH MEDICAL CENTER		2	17	89%	19
PATIENTS CHOICE LAB OF IND, LLC		16	3	16%	19
GRACE WELLNESS CENTER		8	11	58%	19
INTEGRATED REGIONAL LABORATORIES - LARGO			19	100%	19
MICHELLE S PAGE MD PA		18	1	5%	19
LAB INTERMARKET FACILITY LAB		1	18	95%	19
ANYLABTESTNOW		6	13	68%	19
LOVING CARE OF THE TREASURE COAST LLC	1	13	5	26%	19
OCEAN REEF MEDICAL CENTER, LLC			19	100%	19
REGENCY SQUARE MALL - SEARS		3	16	84%	19

COVID-19: testing by laboratory

Data through Apr 4, 2021 verified as of Apr 5, 2021 at 09:25 AM

Data in this report are provisional and subject to change.

The numbers in the table below represent the number of Florida and non-Florida residents for whom test results were received by the Department of Health. A person can be tested by more than one laboratory and can have both positive and negative results. **Therefore, the sum of the numbers in each column will be larger than the total number of people tested.**

Reporting lab	Inconclusive	Negative	Positive	Percent positive	Total
MED HEALTH SERVICES		18	1	5%	19
CARE POINT HEALTH & WELLNESS CENTER		19			19
BAYVIEW MEDICAL		19			19
FOX FAMILY PRACTICE		19			19
ORANGE REGIONAL MEDICAL CENTER LABORATORY		14	5	26%	19
KINGS BAY PEDIATRICS LLC		15	4	21%	19
GENTIVA HEALTH SERVICES		17	2	11%	19
HARLEM HOSPITAL CENTER		18	1	5%	19
UNDERGROUND FREE CLINIC		19			19
CLERMONT ADVENTHEALTH CENTRA CARE		1	18	95%	19
49D2045214PHYSICIAN OFFICE WAIVER MEDEXPRESS URGENT CARE - HARRISONBU		10	9	47%	19
BAPTIST PEDIATRICS		15	4	21%	19
BAPTIST MEMORIAL HEALTH CARE		17	2	11%	19
COMMUNITY HOME HEALTH CARE		19			19
Citymd Of Lacey		16	3	16%	19
MINUTECLINIC DIAGNOSTIC OF TN PC #6363		16	3	16%	19
ROYAL PALM MEDICAL GROUP, INC		19			19
BRIDGEWAY HEALTH CLINICS INC			19	100%	19
MONROE COUNTY DETENTION CENTER			19	100%	19
BARTON FAMILY PRACTICE		8	11	58%	19
NANO HEALTH ASSOCIATES LLC		19			19
GRAND VILLA OF DELRAY EAST		19			19
PASSPORT HEALTH OF TAMPA BAY		18	1	5%	19
TEXAS DEPARTMENT OF STATE HEALTH SERVICES		3	16	84%	19
MED LABS DIAGNOSTICS		10	9	47%	19
LEE COMMUNITY HEALTHCARE INC NORTH FORT MYERS		19			19
HELIX DIAGNOSTICS			19	100%	19
FLORIDA HOSPITAL WINTER GARDEN		15	4	21%	19
ELTINGVILLE CIRCLE URGENT CARE		18	1	5%	19
GLEN OAKS URGENT CARE		18	1	5%	19
FAMILY CARE CYPRESS CREEK		1	18	95%	19
DSI MANAGEMENT LLC		19			19
FLORIDA COMMUNITY HEALTH CENTER OF ST. LUCIE		1	18	95%	19
DOCTORS MEDICAL CENTER OF WALTON COUNTY CLINIC			19	100%	19
CARENOW URGENT CARE-BRENTWOOD		13	6	32%	19
EMERALD COAST HOSPICE - CRESTVIEW		19			19
NO NAME		8	11	58%	19
Floral Health and Rehabilitation, LLC		17	1	6%	18
OSCEOLA ALF OPERATOR, LLC DBA□		18			18
AURORA UNIVERSITY WELLNESS CENTER		18			18
PRATTVILLE BAPTIST HOSPITAL		14	4	22%	18
ADVENT HEALTH - KISSIMMEE		6	12	67%	18
BROOKDALE ST AUGUSTINE		1	17	94%	18
BROWNE MEDICAL		16	2	11%	18
CABOT RESERVE ON THE GREEN		18			18
MEDEXPRESS URGENT CARE - TIMBERLAKE		16	2	11%	18
ASCENSION ST VINCENT'S PRIMARY CARE		1	17	94%	18

COVID-19: testing by laboratory

Data through Apr 4, 2021 verified as of Apr 5, 2021 at 09:25 AM

Data in this report are provisional and subject to change.

The numbers in the table below represent the number of Florida and non-Florida residents for whom test results were received by the Department of Health. A person can be tested by more than one laboratory and can have both positive and negative results. **Therefore, the sum of the numbers in each column will be larger than the total number of people tested.**

Reporting lab	Inconclusive	Negative	Positive	Percent positive	Total
WALGREENS #04618		17	1	6%	18
ST. JUDES LABORATORIES		12	6	33%	18
CAREHERE- LCS LEESBURG			18	100%	18
VALLEY IMMEDIATE CARE		16	2	11%	18
TNC WALK IN CLINIC		13	5	28%	18
TENDER CARE ALF		18			18
MINUTECLINIC DIAGNOSTIC OF RHODE ISLAND, LLC #590		17	1	6%	18
Z UROLOGY		18			18
BAY COUNTY HEALTH DEPARTMENT		14	4	22%	18
FORT WALTON BEACH DEVELOPMENTAL CENTER		17	1	6%	18
ADVENTIST HEALTH SYSTEM		16	2	11%	18
THE CANOPY AT HARPER LAKE	1		17	94%	18
URGENT CARE AT LONGWOOD			18	100%	18
GRAND AVE PHARMACY		1	17	94%	18
MINUTECLINIC #8699		14	4	22%	18
URGENT TEAM		15	3	17%	18
CORNER OAK ESTATE LLC		18			18
CRANES VIEW LODGE			18	100%	18
TPCA CLINICAL LABORATORIES		15	3	17%	18
UM MILLER SCHOOL OF MEDICINE			18	100%	18
GENERAL INTERNAL MEDICINE MEDICAL CTR CLINIC		13	5	28%	18
USCG AIR STATION CLEARWATER CLINIC		17	1	6%	18
MIAMI BEACH MEDICAL GROUP			18	100%	18
PPD - IXLAYER		17	1	6%	18
CVS NV3210POCT LAS VEGAS		17	1	6%	18
ST CATHERINE OF SIENA HOSPITAL		16	2	11%	18
MADISON CORE LABORATORIES		17	1	6%	18
HARTFORD HOSPITAL ANCILLARY LAB		17	1	6%	18
COLLEGE POINT URGENT CARE		15	3	17%	18
MINUTECLINIC DIAGNOSTIC OF MICHIGAN PC		17	1	6%	18
MOORINGS PARK OAKSTONE AT GREY OAKS		17	1	6%	18
CLEVELAND CLINIC FLORIDA		1	17	94%	18
IONA COLLEGE HEALTH & WELLNESS CENTER		18			18
ADVENT HEALTH - WINTER HAVEN		8	10	56%	18
MORTON PLANT NORTH BAY HOSPITAL			18	100%	18
XPRESS WELLNESS URGENT CARE			18	100%	18
STAT MEDICAL CLINIC III INC		12	6	33%	18
CITY OF NAPLES FIRE RESCUE		15	3	17%	18
MARION COUNTY HEALTH DEPARTMENT		17	1	6%	18
AURORA DIAGNOSTICS		6	12	67%	18
WALGREEN EASTERN CO, INC		18			18
ESTATES MEDICAL CENTER INC		4	13	76%	17
CARESPOT EXPRESS HEALTHCARE			17	100%	17
ADVENTHEALTH MEDICAL GROUP PEDIATRICS AT		4	13	76%	17
MINUTE CLINIC DIAGNOSTIC OF TN PC #64		16	1	6%	17
MD PLUS URGENT CARE, LLC			17	100%	17
LYNN KEEFE, MD PEDIATRICS		14	3	18%	17

COVID-19: testing by laboratory

Data through Apr 4, 2021 verified as of Apr 5, 2021 at 09:25 AM

Data in this report are provisional and subject to change.

The numbers in the table below represent the number of Florida and non-Florida residents for whom test results were received by the Department of Health. A person can be tested by more than one laboratory and can have both positive and negative results. **Therefore, the sum of the numbers in each column will be larger than the total number of people tested.**

Reporting lab	Inconclusive	Negative	Positive	Percent positive	Total
CARE NOW, INC		13	4	24%	17
UNIVERSITY LAB			17	100%	17
RESOLVE MOLECULAR DIAGNOSTICS		13	4	24%	17
BAY BREEZE HEALTH AND REHABILITATION CENTER		9	8	47%	17
INTERMOUNTAIN CENTRAL LAB		1	16	94%	17
PERSONAL PEDIATRICS PA		14	3	18%	17
MAITLAND PRIMARY CARE		9	8	47%	17
WELLINGTON FAMILY PRACTICE		13	4	24%	17
MINUTECLINIC, LLC, #4160		13	4	24%	17
MEDPEDS ASSOCIATES OF SARASOTA PA		16	1	6%	17
LPG PRIMARY CARE AT COLONIAL CENTER DRIVE		15	2	12%	17
MASSACHUSETTS GENERAL HOSPITAL		1	16	94%	17
YUSRA MEDICAL ASSOCIATES PA		14	3	18%	17
MINUTECLINIC DIAGNOSTIC OF TEXAS LLC		15	2	12%	17
REGENEXX TAMPA BAY		14	3	18%	17
BROOKDALE CROWN POINT			17	100%	17
LAKELAND HILLS CENTER		10	7	41%	17
TREASURE COAST URGENT CARE			17	100%	17
ST JOSEPH HOSPITAL		16	1	6%	17
FAST PACE MEDICAL CLINIC PLLC		15	2	12%	17
URGENT CARE OF NEW YORK		16	1	6%	17
MEDEXPRESS URGENT CARE, MOON TOWNSHIP		16	1	6%	17
UC HEALTH UNIVERSITY HOSPITAL		14	3	18%	17
MC DIAGNOSTIC OF CONNECTICUT, PC #775		16	1	6%	17
FORT HAMILTON URGENT CARE		17			17
UVMC MICROBIOLOGY		16	1	6%	17
ALBIBI		1	16	94%	17
COAST MED URGENT CARE		16	1	6%	17
VENICE REGIONAL BAYFRONT HEALTH			17	100%	17
MI CASA DORADA ASSISTED LIVING FACILIT		17			17
MARCO DRUGS AND COMPOUNDING		13	4	24%	17
INN AT LAKE SEMINOLE SQUARE, THE		17			17
ROBERT WOOD JOHNSON UNIVERSITY HOSP		15	2	12%	17
DIEGO FALLON MD PA		6	11	65%	17
GENETIC TECHNOLOGICAL INNOVATIONS			17	100%	17
MINUTE-CLINIC DIAGNOSTIC OF VIRGINIA		14	3	18%	17
HEALTHCARE NOW			17	100%	17
UNIVERSITY OF ALABAMA - FUNGAL REFERENCE LABORATORY		12	5	29%	17
PARRISH HEALTH CENTER		14	3	18%	17
ST ANTHONY'S HOSP PATIENT CARE SERVICE			17	100%	17
ABC PEDIATRICS OF PORT ST LUCIE		15	2	12%	17
PEDIATRICS IN BREVARD-COCOA BEACH		12	5	29%	17
PRIMARY CARE WALK IN CLINIC PLLC			17	100%	17
URGENT CARE WEST CLINIC		14	3	18%	17
TMH FSU RAPID LABORATORY		2	14	88%	16
MEDEXPRESS URGENT CARE - SEMINOLE SQUA		14	2	13%	16
MINNEOLA PLACE A HOMEBRIDGE COMMUNITY		16			16

COVID-19: testing by laboratory

Data through Apr 4, 2021 verified as of Apr 5, 2021 at 09:25 AM

Data in this report are provisional and subject to change.

The numbers in the table below represent the number of Florida and non-Florida residents for whom test results were received by the Department of Health. A person can be tested by more than one laboratory and can have both positive and negative results. **Therefore, the sum of the numbers in each column will be larger than the total number of people tested.**

Reporting lab	Inconclusive	Negative	Positive	Percent positive	Total
GRAND VILLA OF MELBOURNE		14	2	13%	16
SOMA MEDICAL CENTER PA			16	100%	16
NORTHWEST FLORIDA SLEEP		1	15	94%	16
GEORGIA HEART CENTER (MSC 53), NAVICEN		14	2	13%	16
BLOUNT MEMORIAL HOSPITAL		14	2	13%	16
CLEVELAND CLINIC			16	100%	16
OKEECHOBEE HEALTHCARE FACILITY			16	100%	16
UNIVERSITY OF MIAMI MILLER SCHOOL			16	100%	16
PIEDMONT HOSPITAL CLINICAL LABORATORY		15	1	6%	16
LAKEWOOD RANCH MEDICAL CENTER CLINICAL LAB			16	100%	16
PROMEDICA LABORATORIES		11	5	31%	16
PANAMA CITY VITAS HOSPICE		16			16
MORTON PLANT MEASE			16	100%	16
CRUCIAL CARE		10	6	38%	16
HODGES CLUSTER		2	14	88%	16
JOSEPH MIGNOGNA		13	3	19%	16
SRMC AVALON		9	7	44%	16
CVS HEALTH, #3396		14	2	13%	16
VA MEDICAL CENTER			16	100%	16
ADVENTHEALTH MEDICAL GROUP		11	5	31%	16
ST AUGUSTINE PLANTATION		1	15	94%	16
STARLING AT NOCATEE			16	100%	16
MEDEXPRESS URGENT CARE - ROBINSON TWP, STEUBENVILLE PIKE		14	2	13%	16
NORTHWEST FLORIDA ENT, PA		5	11	69%	16
ALL FLORIDA FAMILY & SPORTS MEDICINE		15	1	6%	16
COMMUNITY HEALTH OF SOUTH FLORIDA INC			16	100%	16
HEALTH CENTRAL HOSPITAL			16	100%	16
MIRIMUS INC		1	15	94%	16
BVL PEDIATRICS		14	2	13%	16
CALLAWAY CLINIC		11	5	31%	16
PRESBYTERIAN MEDICAL SERVICES		16			16
MEDEXPRESS URGENT CARE LEWISBURG		15	1	6%	16
MILLENNIUM PHYSICIAN GRP LLC NAPLES PINE RIDGE			16	100%	16
URGENT CARE CLINIC OF LINCOLN		14	2	13%	16
XERA MED RESEARCH			16	100%	16
Lab MSMC Hialeah			16	100%	16
FRUITVILLE URGENT CARE			16	100%	16
HUDSON VALLEY HOSPITAL CENTER LABORATORY		15	1	6%	16
NOVANT HEALTH GOHEALTH URGENT CARE-HARRISBURG		8	8	50%	16
DAVITA DIALYSIS		4	12	75%	16
ADVENT HEALTH - ZEPHYRHILLS			16	100%	16
PRO HEALTH FAMILY PHYSICIANS, NYSTROM		16			16
FLORIDA HOSPITAL PHYSICIAN GROUP		3	13	81%	16
UNAVAILABLE/UNKNOWN/NO INFORMATION FOUND			16	100%	16
INTERNAL MEDICINE ASSOCIATES & SPECIALTIES INC		15	1	6%	16
KETAMINE HEALTH CENTERS AT BONITA SPRINGS, LLC		16			16
FAST TRACK URGENT CARE CENTER - TYRONE			16	100%	16

COVID-19: testing by laboratory

Data through Apr 4, 2021 verified as of Apr 5, 2021 at 09:25 AM

Data in this report are provisional and subject to change.

The numbers in the table below represent the number of Florida and non-Florida residents for whom test results were received by the Department of Health. A person can be tested by more than one laboratory and can have both positive and negative results. **Therefore, the sum of the numbers in each column will be larger than the total number of people tested.**

Reporting lab	Inconclusive	Negative	Positive	Percent positive	Total
BONIFAY NURSING AND REHABILITATION CENTER			16	100%	16
MINUTE CLINIC DIAGNOSTIC OF SOUTH CAROLINA		12	4	25%	16
ENCOMPASS HEALTH REHABILITATION HOSPITAL OF MIAMI		15	1	6%	16
DOC PAM PA		15	1	6%	16
CITY OF SANFORD EMPLOYEE HEALTH AND		15	1	6%	16
NAVAL MEDICAL CENTER SAN DIEGO			16	100%	16
CITY OF CLEARWATER EMPLOYEE HEALTH CENTER		6	10	63%	16
MEDICINE AT LONGWOOD		16			16
JS HEALTHCARE INC		16			16
EAR NOSE & THROAT ASSOCIATES OF MANATEE PA		16			16
AVALON FAMILY RESORT ASSISTED LIVING LLC		16			16
ASHRAF MEDICAL GROUP PLLC DBA PULSE M		15	1	6%	16
MEDEXPRESS URGENT CARE - LAFAYETTE		14	1	7%	15
MILTON 4707		15			15
BRYAN WHITFIELD MEMORIAL HOSPITAL		10	5	33%	15
RICH STREET GROUP HOME		8	7	47%	15
MINUTECLINIC, LLC #1586		12	3	20%	15
UNIVERSITY HOSPITAL UC HEALTH		11	4	27%	15
FLORIDA DEPARTMENT OF HEALTH IN HILLSBOROUGH COUNTY		1	14	93%	15
MINUTE CLINIC LLC #5733		15			15
HOLLEY-NAVARRE MEDICAL CLINIC		5	10	67%	15
INDIANA STATE DEPARTMENT OF HEALTH		1	14	93%	15
AJU GEORGE MD PA			15	100%	15
BAYA URGENT CARE LLC		1	14	93%	15
OPTIONS FOR SENIORS INC DBA PALM KREST MANOR		12	3	20%	15
SACRED HEART MEDICAL GROUP URGENT CARE		13	2	13%	15
ORLANDO HEALTH		2	13	87%	15
CVS TX8321POCT MCKINNEY		15			15
PREMIER LABORATORY SERVICES, LLC		5	10	67%	15
YORKVILLE PEDIATRIC URGENT CARE		15			15
MINUTECLINIC, LLC #4507		14	1	7%	15
MIAMI BEACH MEDICAL GROUP LLC			15	100%	15
MINUTECLINIC DIAGNOSTIC OF TN PC #6415		11	4	27%	15
EASTLAKE PEDIATRICS - TRINITY		15			15
MONTEFIORE ST LUKE'S CORNWALL HOSPITAL		11	4	27%	15
MEDLAB ASSOCIATES LLC		15			15
NOVALIFE MEDSPA			15	100%	15
KIDSWOOD PEDIATRICS CORP		6	9	60%	15
SINAI HOSPITAL OF BALTIMORE		15			15
ENCOMPASS HEALTH REHABILITATION HOSPITAL OF OCALA		15			15
CLINIC OF PEDIATRICS & GI MEDICINE INC		1	14	93%	15
HEALTH MED HOME CARE, LLC		15			15
MEADOWCREST MOLECULAR DIAGNOSTICS, LLC			15	100%	15
FAMILY CARE CENTER OF ARLINGTON		10	5	33%	15
BAYCARE MEDICAL GROUP INC			15	100%	15
KIMBERLY J HENDERSON MD PC		14	1	7%	15
PATHLINE			15	100%	15

COVID-19: testing by laboratory

Data through Apr 4, 2021 verified as of Apr 5, 2021 at 09:25 AM

Data in this report are provisional and subject to change.

The numbers in the table below represent the number of Florida and non-Florida residents for whom test results were received by the Department of Health. A person can be tested by more than one laboratory and can have both positive and negative results. **Therefore, the sum of the numbers in each column will be larger than the total number of people tested.**

Reporting lab	Inconclusive	Negative	Positive	Percent positive	Total
BAPTIST MEDICAL CENTER EAST		11	4	27%	15
GUIDEWELL EMERGENCY MEDICINE DOCTORS LLC #33		8	7	47%	15
MINUTE CLINIC		1	14	93%	15
LONG ISLAND JEWISH VALLEY STREAM		14	1	7%	15
SELECT PHYSICIANS ALLIANCE PL		15			15
TELEVISIT MALABAR PEDIATRICS		5	10	67%	15
BESSENT ROAD GROUP HOME		15			15
FAMILY CARE			15	100%	15
ENCOMPASS HEALTH REHABILITATION		13	2	13%	15
Astoria Health and Rehab		15			15
MINUTECLINIC DIAGNOSTIC OF TN PC #566		13	2	13%	15
MINUTECLINIC INCORPORATE, LLC		12	3	20%	15
CVS MINUTE CLINIC DIAGNOSTIC OF TN #6044		13	2	13%	15
West Gate Village, LLC		15			15
HUNTINGTON URGENT CARE		14	1	7%	15
URGENT CARE & FAMILY PRACTICE CENTER			15	100%	15
DIATHERIX		13	2	13%	15
LILY'S PROMISE AL#12775		15			15
DR PHILLIPS MEDICAL WELLNESS CENTER		12	3	20%	15
CUSTEAD CARE CENTER HAVEN HOSPICE		12	3	20%	15
MINUTE CLINIC DIAGNOSTIC OF TEXAS, LLC		15			15
WALK IN URGENT CARE			15	100%	15
OAKMONTE VILLAGE OF DAVIE			15	100%	15
MEDEXPRESS URGENT CARE- MARYLAND		14	1	7%	15
SIGMUND LABS LLC		14			14
ALASKA PUBLIC HEALTH LAB		1	13	93%	14
PT&J REHAB - VILLAGE OF ROYAL PALM BEACH		12	2	14%	14
CVS NY491POCT JACKSON HEIGHTS		14			14
WALGREENS #07936		13	1	7%	14
PROHEALTH CARE ASSOCIATES MOBILE		11	3	21%	14
HEALTHFIRST ADVENT HEALTH CENTRA CARE COCOA BEACH			14	100%	14
ARNOT OGDEN MEDICAL CENTER LABORATORY		14			14
ACCESS HOME HEALTH OF FLORIDA LLC		14			14
BOCA SIMON		2	12	86%	14
SARASOTA - ROBERT L TAYLOR COMMUNITY CENTER□		1	13	93%	14
NORTHWESTERN MEMORIAL HOSPITAL			14	100%	14
The Evangelical Lutheran Good Samaritan Society		14			14
MONTEFIORE MEDICAL CENTER LABORATORIES - WEILER		10	4	29%	14
SOMA MEDICAL CENTER, PA #4 FLORIDA MANGO			14	100%	14
MINUTECLINIC DIAGNOSTIC OF VIRGINIA, LLC #1416		13	1	7%	14
MADISON COUNTY HEALTH DEPARTMENT		7	7	50%	14
OPIS ISLAND LAKE CENTER		13	1	7%	14
NORTHERN WESTCHESTER HOSPITAL LABORATORY		12	2	14%	14
POLK CHD BARTOW		13	1	7%	14
Terrace of Jacksonville			14	100%	14
LEHIGH VALLEY HOSPITAL		3	11	79%	14
DESOTO HEALTH AND REHAB LLC		9	5	36%	14

COVID-19: testing by laboratory

Data through Apr 4, 2021 verified as of Apr 5, 2021 at 09:25 AM

Data in this report are provisional and subject to change.

The numbers in the table below represent the number of Florida and non-Florida residents for whom test results were received by the Department of Health. A person can be tested by more than one laboratory and can have both positive and negative results. **Therefore, the sum of the numbers in each column will be larger than the total number of people tested.**

Reporting lab	Inconclusive	Negative	Positive	Percent positive	Total
GADSDEN REGIONAL MEDICAL CENTER		14			14
ALAN L MELOTEK MD		14			14
INTEGRATED FAMILY MEDICAL CENTER			14	100%	14
FIRST CHOICE PEDIATRICS WINTER SPRINGS		12	2	14%	14
SEBRING PEDIATRICS LLC			14	100%	14
INHEALTH LIFE SCIENCES		6	8	57%	14
BROOKLYN HOSPITAL CENTER DOWNTOWN CAMPUS		14			14
GRADY HEALTH SYSTEM		14			14
MAIMONIDES MEDICAL CENTER		11	3	21%	14
MINUTECLINIC DIAGNOSTIC OF TN, PC 4992		14			14
MINUTECLINIC DIAGNOSTIC OF TN, PC 6438		12	2	14%	14
SARNO FAMILY PRACTICE		1	13	93%	14
FAMILY PRACTICE ON THE GO		6	8	57%	14
FAMILY MEDICINE OF WESTON LLC		6	8	57%	14
SOUTHEASTERN LABORATORY			14	100%	14
FG RAPID RESULTS LLC		8	6	43%	14
PARROTT MEDICAL CLINIC			14	100%	14
ST CLOUD MEDICAL GROUP		12	2	14%	14
STEWART MELBOURNE HOSPITAL, INC	1		13	93%	14
TALLAHASSEE PRIMARY CARE ASSOCIATES PA		12	2	14%	14
CVS MINUTE CLINIC, LLC		12	2	14%	14
CVS TN5639POCT FARRAGUT		11	3	21%	14
HAVEN HOSPICE IN CHIEFLAND		9	5	36%	14
CVS NC4165POCT BREVARD		8	6	43%	14
MC DIAGNOSTIC OF CONNECTICUT, PC #1960		14			14
BERGEN NEW BRIDGE M		13	1	7%	14
LPG PRIMARY CARE AT MATTHEW DRIVE		14			14
MELBOURNE FAMILY PRACTICE		12	2	14%	14
TLC FAMILY CARE HOME INC		14			14
MEDLAB INC		14			14
GNT ASSOCIATES		13	1	7%	14
EPIPHANY HEALTH		8	6	43%	14
LUCID DIAGNOSTICS LABS			14	100%	14
CARENOW URGENT CARE-WEST END		9	5	36%	14
PREMIUM HEALTH CARE			14	100%	14
COMPREHENSIVE CHILDCARE ASSOCIATES		8	6	43%	14
SOUTHEASTERN UNIVERSITY INC		14			14
NIGHT OWL PEDIATRICS URGENT CARE			14	100%	14
SURGERY CENTER OF CORAL GABLES LLC,THE		11	3	21%	14
RIVERSIDE COTTAGES AT THE SHORES, LLC			14	100%	14
CVS MINUTE CLINIC DIAGNOSTIC OF WISCONSIN		14			14
LIFELINK TISSUE BANK D/B/A LIFELINK TISSUE BANK		12	1	8%	13
ORCHID COVE		3	10	77%	13
EAR NOSE AND THROAT ASSOCIATES OF MANATEE, P.A.		10	3	23%	13
CVS MINUTE CLINIC DIAGNOSTIC OF TEXAS, LLC		10	3	23%	13
PHELPS HOSPITAL LABORATORY		11	2	15%	13
AVALON MEDICAL WALK IN CLINIC			13	100%	13

COVID-19: testing by laboratory

Data through Apr 4, 2021 verified as of Apr 5, 2021 at 09:25 AM

Data in this report are provisional and subject to change.

The numbers in the table below represent the number of Florida and non-Florida residents for whom test results were received by the Department of Health. A person can be tested by more than one laboratory and can have both positive and negative results. **Therefore, the sum of the numbers in each column will be larger than the total number of people tested.**

Reporting lab	Inconclusive	Negative	Positive	Percent positive	Total
MED TECH SERVICES OF PALM BEACH INC		13			13
Sunnyside Care Center		13			13
MINUTE CLINIC LLC #2775		12	1	8%	13
BARRANCO CLINIC,THE	3	9	1	8%	13
STATEN ISLAND UNIVERSITY HOSPITAL SEGUINE AVE		12	1	8%	13
LAKELAND REGIONAL HEALTH GRASSLANDS		12	1	8%	13
HAWTHORNE INN OF LAKELAND		13			13
BELLEVUE HOSPITAL CENTER DEPARTMENT		13			13
SHELBY COUNTY HEALTH CARE CORPORATION		10	3	23%	13
CVS NC187POCT CHARLOTTE		12	1	8%	13
MINUTECLINIC DIAGNOSTIC OF RHODE ISLAND		10	3	23%	13
DYNAMIC DNA LAB		1	12	92%	13
BAPTIST PRIMARY CARE PONTE VEDRA		7	6	46%	13
MINUTECLINIC DIAGNOSTIC OF SC, LLC #2		12	1	8%	13
HARBOR CHASE OF JACKSONVILLE			13	100%	13
VALDOSTA FAMILY MEDICINE		1	12	92%	13
NATIONAL GENETICS INST LABCORP		4	9	69%	13
ROCKLEDGE		3	10	77%	13
FLORIDA STATE HOSPITAL			13	100%	13
WORLD WRESTLING ENTERTAINMENT			13	100%	13
MAINSTREET FAMILY SELECT		1	12	92%	13
EFFINGER HEALTH, PA		13			13
URGENT MEDICAL CENTER INC		5	8	62%	13
ESCAMBIA COMMUNITY CLINIC		2	11	85%	13
COVANCE CENTRAL LABORATORY			13	100%	13
RED MOUNTAIN DIAGNOSTICS		13			13
CROSS CARE CENTER			13	100%	13
CVS MINUTE CLINIC DIAGNOSTIC MED GRP OF CA		13			13
DELIVER MY MEDS CORP		13			13
CVS MINUTE CLINIC DIAGNOSTIC PA		10	3	23%	13
DEVEREUX FLORIDA CHILDRENS CENTER			13	100%	13
THE PLAZA AT PARKSQUARE		13			13
CORAL LANDING ASSISTED LIVING		11	2	15%	13
Hackensack Umc Mountainside		12	1	8%	13
HORIZON MEDICAL GROUP		11	2	15%	13
LIFE'S SPECIAL MOMENTS INC		13			13
AVENTURA HOSPITAL AND MEDICAL CENTER			13	100%	13
PARKWEST MEDICAL CENTER		11	2	15%	13
EMORY CRAWFORD LONG HOSPITAL LABORATOR		12	1	8%	13
GLENBROOKE AT PALM BAY			13	100%	13
JOHNS HOPKINS MEDICAL LABORATORIES		1	12	92%	13
CULINARY INSTITUTE OF AMERICA STUDENT	3	10			13
RIVERSIDE MEDICAL GROUP		12	1	8%	13
INFEXIONSHIELD INC.		13			13
VRL EUROFINS - HAWAII		13			13
VILLA OF KINGS AND QUEENS OF DELRAY		13			13
MINUTECLINIC, LLC, DBA MINUTECLINIC #6		13			13

COVID-19: testing by laboratory

Data through Apr 4, 2021 verified as of Apr 5, 2021 at 09:25 AM

Data in this report are provisional and subject to change.

The numbers in the table below represent the number of Florida and non-Florida residents for whom test results were received by the Department of Health. A person can be tested by more than one laboratory and can have both positive and negative results. **Therefore, the sum of the numbers in each column will be larger than the total number of people tested.**

Reporting lab	Inconclusive	Negative	Positive	Percent positive	Total
SOUTHEAST FAMILY HEALTHCARE CENTER			13	100%	13
METHODIST MEDICAL CENTER		10	3	23%	13
MONTEFIORE NYACK HOSPITAL AFFILIATED LABORATORY		12	1	8%	13
BRONSON FIRE DEPARTMENT		13			13
IN-OFFICE LAB		12	1	8%	13
ORMOND MEDICAL ARTS		3	10	77%	13
CLINICAL LABORATORY SERVICES			13	100%	13
BROOKDALE DELAND			13	100%	13
J AND J VISTAKON EMPLOYEE HEALTH CENTER		11	1	8%	12
URGENT TEAM MANAGEMENT OF TENNESSEE		10	2	17%	12
GULF COAST MEDICAL GROUP		5	7	58%	12
LEON CHD		12			12
CARROLL GARDENS URGENT CARE		12			12
VIGILINT HEALTHCARE		10	2	17%	12
BROOKDALE CITRUS			12	100%	12
ACADIAN DIAGNOSTIC LABORATORIES		8	4	33%	12
CVS NC2357POCT HUNTERSVILLE		10	2	17%	12
SONORA QUEST LABORATORIES			12	100%	12
MEDEXPRESS URGENT CARE CHARLESTON		8	4	33%	12
MIRACLE ALF INC		12			12
PROMUS DIAGNOSTICS, LLC			12	100%	12
SAMARITAN MEDICAL CENTER		12			12
CVS TN5601POCT LENOIR CITY		10	2	17%	12
DAVID LAWRENCE CENTER INC		10	2	17%	12
FAMILY MEDICINE AT HUNTERS CREEK		12			12
WOODLAND TOWERS		6	6	50%	12
SUWANNEE COUNTY JAIL		11	1	8%	12
MINUTECLINIC DIAGNOSTIC OF NORTH CAROLINA, PC		11	1	8%	12
IREPERTOIRE_MOL_LAB		12			12
FAMILY MEDICINE AT LONGWOOD			12	100%	12
MERCY MEDICAL CENTER		5	7	58%	12
MEDEXPRESS URGENT CARE - CHRISTIANBURG		8	4	33%	12
ST PETER'S UNIVERSITY HOSPITAL		9	3	25%	12
MERIDIAN AT WATERWAYS, THE		10	2	17%	12
SUMMIT ATLANTIC SURGERY CENTER		12			12
TMH PHYSICIAN PARTNERS - MONTICELLO		10	2	17%	12
SENIOR HOME CARE INC		12			12
MEDI-DRUG INC		11	1	8%	12
MEDLABS DIAGNOSTICS		10	2	17%	12
MEDEXPRESS URGENT CARE-ALTOONA		10	2	17%	12
BAPTIST HEALTH			12	100%	12
MINUTE CLINIC DIAGNOSTIC OF SC, LLC #42		11	1	8%	12
Lady Lake Specialty Care			12	100%	12
MC DIAGNOSTIC OF CONNECTICUT, PC # 257		11	1	8%	12
RICHMOND UNIVERSITY MEDICAL CENTER		10	2	17%	12
CENTRAL FLORIDA HEALTH SERVICES		9	3	25%	12
MC DIAGNOSTIC OF CONNECTICUT PC #459		12			12

COVID-19: testing by laboratory

Data through Apr 4, 2021 verified as of Apr 5, 2021 at 09:25 AM

Data in this report are provisional and subject to change.

The numbers in the table below represent the number of Florida and non-Florida residents for whom test results were received by the Department of Health. A person can be tested by more than one laboratory and can have both positive and negative results. **Therefore, the sum of the numbers in each column will be larger than the total number of people tested.**

Reporting lab	Inconclusive	Negative	Positive	Percent positive	Total
LIFE CARE OF PORT SAINT LUCIE		3	9	75%	12
CARDIOTHORACIC SURGERY OF HYDE PARK			12	100%	12
NAPLES GREEN VILLAGE		12			12
COLLIER COUNTY HEALTH DEPT.		7	5	42%	12
BRITO MEDICAL CENTER		10	2	17%	12
TGH URGENT CARE – WESLEY CHAPEL			12	100%	12
CVS MINUTE CLINIC DIAGNOSTIC OF VIRGINIA		12			12
VILLA HEALTH NH LLC		10	2	17%	12
GEORGE W FERGUSON MD-CONCIERGE MEDICAL SERVICES PL		11	1	8%	12
WELLMED AT PORT ST LUCIE WEST		8	4	33%	12
MHHS All Lab Subsection		12			12
ST MARYS MEDICAL CENTER			12	100%	12
WANTAGH URGENT CARE		9	3	25%	12
GENESIS		8	4	33%	12
PANCARE HEALTH - WEWA ELEMENTARY			12	100%	12
VENICE URGENT CARE – GULF COAST			12	100%	12
GLEN OAKS HEALTH AND REHABILITATION CENTER			12	100%	12
MINUTECLINIC, LLC #1492		12			12
FLORIDA DEPARTMENT OF HEALTH WASHINGTON COUNTY		7	5	42%	12
CARLOS PORTU MD, PLLC			12	100%	12
CITY OF WEST PALM BEACH EMPLOYEE & FAMILY HEALTH		12			12
BAYONET POINT HOSPITAL			12	100%	12
RUSSELL MEDICAL CENTER		11	1	8%	12
GAMMA DIAGNOSTIC LAB LLC			12	100%	12
THE POTTER'S HOUSE AT CANNON POINT		12			12
VIBRANT AMERICA		10	2	17%	12
MI2297090CV HOLLAND-23D2189684		12			12
MINUTECLINIC DIAGNOSTIC OF ILLINOIS LL		10	2	17%	12
VERITAS RESEARCH CORP			12	100%	12
MEDEXPRESS URGENT CARE - MONROE		12			12
IGENEX INC		12			12
CVS PHARMACY			12	100%	12
APPLE DIAGNOSTICS LAB		5	7	58%	12
CVS MINUTE CLINIC DIAGNOSTIC PA #3060		10	2	17%	12
AU MEDICAL CENTER, INC	1	9	2	17%	12
CARE FAST MURABELLA		7	5	42%	12
HAVEN HOSPICE			12	100%	12
OHIO STATE UNIVERSITY MEDICAL CENTER			12	100%	12
CARENOW URGENT CARE-DONELSON		9	3	25%	12
DEPARTMENT OF PUBLIC HEALTH		12			12
BROWARD DIALYSIS			12	100%	12
FHCP-PORT ORANGE		3	9	75%	12
SOMA MEDICAL CENTER, P.A.			12	100%	12
FLORIDA DEPT OF HEALTH		4	8	67%	12
AEGIS MEDICAL GROUP, LLC		12			12
LAB UNKNOWN		1	11	92%	12
CITY OF LAKE MARY EMPLOYEE HEALTH CENTER		10	2	17%	12

COVID-19: testing by laboratory

Data through Apr 4, 2021 verified as of Apr 5, 2021 at 09:25 AM

Data in this report are provisional and subject to change.

The numbers in the table below represent the number of Florida and non-Florida residents for whom test results were received by the Department of Health. A person can be tested by more than one laboratory and can have both positive and negative results. **Therefore, the sum of the numbers in each column will be larger than the total number of people tested.**

Reporting lab	Inconclusive	Negative	Positive	Percent positive	Total
NEW YORK PRESBYTERIAN - LOWER MANHATTAN		12			12
CVS MINUTE CLINIC DIAGNOSTIC OF TN #3293		11	1	8%	12
ADVENTHEALTH MEDICAL GROUP CARE CLINIC AT		8	4	33%	12
Signature Healthcare of Savannah		11			11
MINUTECLINIC DIAGNOSTIC OF NEW MEXICO		11			11
ST JOSEPH WOMENS HOSPITAL			11	100%	11
St. Annes Nursing Center, St. Annes Residence, Inc.		11			11
MINUTE CLINIC LLC #5706		10	1	9%	11
ORLANDO FAMILY MEDICAL INC		11			11
ASSOCIATES IN MEDICINE		7	4	36%	11
MINUTE CLINIC LLC #6765		11			11
45TH 1		11			11
PRIMECARE ACQUISITION FAMILY PRACTICE INC		11			11
PRIME MEDICAL CARE, LLC		11			11
GRAND VILLA OF PALM COAST		11			11
ST. PETERSBURG PEDIATRICS			11	100%	11
APPALACHIAN REGIONAL HEALTHCARE SYSTEM		10	1	9%	11
MINUTECLINIC DIAGNOSTIC OF OKLAHOMA		9	2	18%	11
ST LUKES ROOSEVELT LABORATORY		9	2	18%	11
HIRAM COLLEGE HEALTH CENTER (ABBOTT)		11			11
UNIVERSITY CENTRA CARE		10	1	9%	11
PINELLAS COUNTY HEALTH DEPARTMENT		2	9	82%	11
MEDEXPRESS URGENT CARE - BENTON HARBOR		11			11
NIGHT LITE PEDIATRICS CENTER, LLC		1	10	91%	11
CARENOW URGENT CARE-HERMITAGE		7	4	36%	11
LANE PEDIATRICS PA		1	10	91%	11
VIRTUA WEST JERSEY HOSPITAL VOORHEES		9	2	18%	11
VITAS HEALTH INC		5	6	55%	11
MEDEXPRESS URGENT CARE-LATROBE		10	1	9%	11
ELITE HOME HEALTH SERVICES		11			11
MINUTECLINIC LLC (1435)		10	1	9%	11
ILLINOIS DEPT OF PUBLIC HEALTH LAB - SPRINGFIELD			11	100%	11
REDMED CLINIC OF ARLINGTON		10	1	9%	11
MINUTECLINIC DIAGNOSTIC OF PA, LLC (1036)		9	2	18%	11
Rosewood Healthcare and Rehabilitation Center		5	6	55%	11
ALCOVE ASSISTED LIVING FACILITY		11			11
ORANGE PARK PEDIATRIC ASSOCIATES		1	10	91%	11
WESTPAC LABS INC	1		10	91%	11
ATMORE NURSING CENTER		10	1	9%	11
CVS CA9165POCT SAN DIEGO		11			11
GRACE COMMUNITY PHARMACY		1	10	91%	11
MEDICAL CENTER AFFILIATES WEST PALM			11	100%	11
MEDEXPRESS URGENT CARE MONACA		11			11
St Joseph's Hospital & Medical Center		10	1	9%	11
MISSOURI DEPARTMENT OF HEALTH AND SENIOR SERVICES			11	100%	11
CLEVELAND TENNESSEE HOSPITAL COMPANY		10	1	9%	11
WATSON HEALTHCARE		8	3	27%	11

COVID-19: testing by laboratory

Data through Apr 4, 2021 verified as of Apr 5, 2021 at 09:25 AM

Data in this report are provisional and subject to change.

The numbers in the table below represent the number of Florida and non-Florida residents for whom test results were received by the Department of Health. A person can be tested by more than one laboratory and can have both positive and negative results. **Therefore, the sum of the numbers in each column will be larger than the total number of people tested.**

Reporting lab	Inconclusive	Negative	Positive	Percent positive	Total
ALACHUA			11	100%	11
JOHN W NORRIS III MD PA	1		10	91%	11
AZALEA HEALTH		2	9	82%	11
TROPICANA		5	6	55%	11
PEPIN ACADEMIES-PASCO		11			11
PALM BEACH PATHOLOGY		9	2	18%	11
CONSULATE HEALTH CARE OF PENSACOLA			11	100%	11
LONGWOOD PEDIATRICS LLC			11	100%	11
MINUTECLINIC DIAGNOSTIC OF MAINE, LLC		9	2	18%	11
CAN COMMUNITY HEALTH, INC		10	1	9%	11
WINTER PARK CARE AND REHABILITATION			11	100%	11
UMHC/SYLVESTER AT KENDALL		1	10	91%	11
DMH STEINHATCHEE FAMILY MEDICINE		8	3	27%	11
CVS HEALTH MINUTE CLINIC		1	10	91%	11
CROSSROADS URGENT CARE, PLLC		11			11
WESTERN NEW YORK IMMEDIATE MEDICAL CAR		11			11
BOCA RATON REGIONAL HOSPITAL LAB			11	100%	11
ADVENTIST HEALTH SYSTEM FLORIDA DEPT OF HEALTH		7	4	36%	11
MEDEXPRESS URGENT CARE - PANTOPS		10	1	9%	11
SUNCOAST COMMUNITY HEALTH CENTERS INC		2	9	82%	11
ASSOCIATES MD CYPRESS CREEK			11	100%	11
GENOPTIX MEDICAL LABORATORY		10	1	9%	11
PHYSICIANS REGIONAL MEDICAL CTR - COLLIER BLVD			11	100%	11
COLLIER HMA PHYSICIAN MANAGEMENT, LLC		2	9	82%	11
MINUTECLINIC, LLC, DBA MINUTECLINIC #2		9	2	18%	11
CARINGTON MANOR		11			11
TINA'S ASSISTED LIVING FACILITY CORP		11			11
MINUTECLINIC, LLC #1470		10	1	9%	11
LAKE CO SCHOOLS EMPLOYEE HEALTH & WELLNESS CENTER	1	7	3	27%	11
BRIDGE DIAGNOSTICS			11	100%	11
AIM LABORATORIES			11	100%	11
MOUNT DORA PEDIATRICS		9	2	18%	11
THE TERRACE OF SAINT CLOUD		9	2	18%	11
NORTH OKALOOSA PHYSICIAN GROUP		10	1	9%	11
HNL LAB MEDICINE		8	3	27%	11
Solaris Healthcare Pensacola			11	100%	11
HEALTH NETWORK LABORATORIES		7	4	36%	11
ANYLABTEST NOW		4	7	64%	11
MINUTECLINIC, LLC #244		10	1	9%	11
SEMORAN FAMILY HEALTH LLC		10	1	9%	11
MEYER PEDIATRICS CHTD		11			11
BIOTECH CLINICAL LABORATORIES, INC.		1	10	91%	11
MONROE COUNTY HOSPITAL		8	3	27%	11
CREATIVE TESTING SOLUTIONS		4	7	64%	11
DYNAMIC HEALTH CENTERS INC		7	4	36%	11
TELEVISIT PALM BAY FAMILY PRACTICE		9	2	18%	11
CVS MINUTE CLINIC DIAGNOSTIC OF TEXAS,LLC		9	2	18%	11

COVID-19: testing by laboratory

Data through Apr 4, 2021 verified as of Apr 5, 2021 at 09:25 AM

Data in this report are provisional and subject to change.

The numbers in the table below represent the number of Florida and non-Florida residents for whom test results were received by the Department of Health. A person can be tested by more than one laboratory and can have both positive and negative results. **Therefore, the sum of the numbers in each column will be larger than the total number of people tested.**

Reporting lab	Inconclusive	Negative	Positive	Percent positive	Total
ACCENTCARE		11			11
WELLMED AT SOUTH PARSONS		9	2	18%	11
CVS MINUTE CLINIC DIAGNOSTIC		10	1	9%	11
MINUTE CLINIC OF KANSAS PA		6	5	45%	11
CENTRAL JERSEY URGENT CARE OF EATONTOW		9	1	10%	10
MINUTECLINIC DIAGNOSTIC OF NEW JERSEY,		9	1	10%	10
PRORENATA LABS		2	8	80%	10
KEY WEST URGENT CARE, INC		3	7	70%	10
SUPERIOR RESIDENCES OF CLERMONT		2	8	80%	10
UF HEALTH		1	9	90%	10
CVS PA1671POCT LANCASTER		10			10
Avalon Healthcare and Rehabilitation Center			10	100%	10
MEDEXPRESS URGENT CARE - BEECH GROVE		9	1	10%	10
SAMARITAN HOSPITAL LABORATORY		9	1	10%	10
NORTHSIDE HOSPITAL FORSYTH		9	1	10%	10
CHRISTUS ST VINCENT LABORATORY - ZIA		10			10
FLORIDA CLINICAL LAB		1	9	90%	10
GLADES COUNTY DETENTION CENTER		1	9	90%	10
BLOOMIN BRANDS WELLNESS CENTER		9	1	10%	10
MEDEXPRESS URGENT CARE-KATY		7	3	30%	10
UNIVERSITY OF MIAMI MILLER SCHOOL OF MEDICINE			10	100%	10
VITALANT		1	9	90%	10
Westchester General Hospital			10	100%	10
COMMUNITY HEALTH CENTER		2	8	80%	10
MINUTECLINIC DIAG OF IND, LLC #6697		10			10
WALGREEN #6538		10			10
FLEMING ISLAND CENTER FOR CLINICAL RESEARCH		10			10
METHODIST HOSPITAL			10	100%	10
BROOKDALE PANAMA CITY		9	1	10%	10
Manor Care of Dunedin		7	3	30%	10
RPC@HODGES		2	8	80%	10
LAKE NONA MEDICAL SERVICES		3	7	70%	10
WALGREENS_COCONUT CREEK		7	3	30%	10
CHILDREN'S HEALTHCARE OF ATLANTA/EGLESTON		10			10
NEW HAMPSHIRE DEPARTMENT OF HEALTH AND HUMAN SERVICES		3	7	70%	10
CVS NC7051POCT WAKE FOREST		10			10
PALM BEACH CDH - DELRAY BEACH			10	100%	10
MEDEXPRESS URGENT CARE - WINCHESTER GATEWAY		8	2	20%	10
ISLAND COAST PEDIATRICS IN-HOUSE LAB		10			10
VASCONCELLO COHEN MD PA		9	1	10%	10
ENCORE AT BOCA RATON, THE			10	100%	10
PLYMOUTH HARBOR INCORPORATED		9	1	10%	10
MAINSTREET FAMILY CARE			10	100%	10
BROWARD HEALTH CARE			10	100%	10
KEY TRAINING CENTER			10	100%	10
ADVENTHEALTH MEDICAL GROUP PEDIATRIC & ADOLESCENT		9	1	10%	10
ST CLOUD COMPOUNDING PHARMACY & WELLNESS CENTER		9	1	10%	10

COVID-19: testing by laboratory

Data through Apr 4, 2021 verified as of Apr 5, 2021 at 09:25 AM

Data in this report are provisional and subject to change.

The numbers in the table below represent the number of Florida and non-Florida residents for whom test results were received by the Department of Health. A person can be tested by more than one laboratory and can have both positive and negative results. **Therefore, the sum of the numbers in each column will be larger than the total number of people tested.**

Reporting lab	Inconclusive	Negative	Positive	Percent positive	Total
ALABAMA DEPARTMENT OF PUBLIC HEALTH		1	9	90%	10
LUXOR SCIENTIFIC LLC		1	9	90%	10
MC DIAGNOSTIC OF CONNECTICUT, PC #1966		10			10
SUFFRIDGE DRIVE GROUP HOME		10			10
THE MARY IMOGENE BASSETT HOSPITAL		10			10
VETERNANS ADMINISTRATION			10	100%	10
MEDEX REGIONAL LABORATORIES LLC		1	9	90%	10
ARBORS OF GULF BREEZE, THE		8	2	20%	10
UNIVERSITY HOSPITALS OF CLEVELAND		5	5	50%	10
CVS PA6902POCT BRYN MAWR		8	2	20%	10
ONEIDA HEALTHCARE CENTER		8	2	20%	10
MOSOLF PEDIATRICS			10	100%	10
NOT INDICATED		1	9	90%	10
PANCARE HEALTH - VERNON ELEMENTARY			10	100%	10
MINUTE CLINIC LLC # 2033		9	1	10%	10
BEAUMONT LABORATORY			10	100%	10
BELLE GLADES HEALTH CLINIC			10	100%	10
MINUTECLINIC DIAGNOSTIC OF TN PC #643		7	3	30%	10
TREASURE COAST URGENT & FAMILY CARE			10	100%	10
MINUTECLINIC DIAGNOSTIC OF MINNESOTA		10			10
MC DIAGNOSTIC OF CONNECTICUT , PC # 3		8	2	20%	10
BETH ISRAEL MEDICAL CENTER LABS		9	1	10%	10
NEW JERSEY DEPARTMENT OF HEALTH COMMUNICABLE DISEASE SERVICE		3	7	70%	10
BERRYHILL MANOR		10			10
MINUTE-CLINIC DIAGNOSTIC OF VIRGINIA, LLC		10			10
VENICE GREEN VILLAGE		3	7	70%	10
MINUTECLINIC, LLC #4682		5	5	50%	10
MINUTECLINIC DIAGNOSTIC OF NORTH CAROLINA PC #5341		7	3	30%	10
CITY OF TALLAHASSEE		10			10
NORTON HEALTHCARE			10	100%	10
MEDICAL LABORATORY DIAGNOSTICS			10	100%	10
MINUTE-CLINIC DIAGNOSTIC OF VIRGINIA, LLC #2003		7	3	30%	10
CARENOW URGENT CARE - EAST NASHVILLE		8	2	20%	10
PBC PREMIER FAMILY HEALTH			10	100%	10
MEDEXPRESS URGENT CARE - SALEM		6	4	40%	10
AMERICAN HOUSE FORT MYERS		10			10
TENNESSEE DEPARTMENT OF HEALTH (TDH) - CENTRAL LABORATORY		2	8	80%	10
ORLANDO MEDICAL CENTER PL		1	9	90%	10
ACCESS PHARMACY		10			10
EMERGENCY MEDICAL CENTER		4	6	60%	10
OKLAHOMA STATE DEPARTMENT OF HEALTH-PUBLIC HEALTH LABORATORY			10	100%	10
FAMILY HEALTH CENTER AT PORT ST JOHN		4	6	60%	10
GRAND VILLA OF SARASOTA		9	1	10%	10
MINUTECLINIC DIAGNOSTICS OF IND, LLC		10			10
DES PLAINES CLINICAL LAB		3	7	70%	10
GOOD SAMARITAN MEDICAL CENTER			10	100%	10
CVS HEALTH, #2043		10			10

COVID-19: testing by laboratory

Data through Apr 4, 2021 verified as of Apr 5, 2021 at 09:25 AM

Data in this report are provisional and subject to change.

The numbers in the table below represent the number of Florida and non-Florida residents for whom test results were received by the Department of Health. A person can be tested by more than one laboratory and can have both positive and negative results. **Therefore, the sum of the numbers in each column will be larger than the total number of people tested.**

Reporting lab	Inconclusive	Negative	Positive	Percent positive	Total
SAVANNAH MANOR ASSISTED LIVING COMMUNITY			10	100%	10
MINUTECLINIC, LLC, DBA MINUTECLINIC #6106		8	2	20%	10
KIDSVILLE PEDIATRICS			10	100%	10
NEMOURS CHILDREN'S URGENT			10	100%	10
CVS MINUTE CLINIC DIAG OF IND, LLC #6549		10			10
PHASE2 LABS	2	6	2	20%	10
KR AT COLLEGE HARBOR		10			10
CORONA PATHOLOGY		10			10
MOLECULAR PATHOLOGY LABORATORY			10	100%	10
FG RAPID		9	1	10%	10
MEDEXPRESS URGENT CARE PARKERSBURG		8	2	20%	10
Maury Regional Hospital		6	4	40%	10
AFC URGENT CARE - CEDAR GROVE		10			10
HCR MANORCARE		10			10
LAKE BALDWIN CBOC		9	1	10%	10
HIGH TOWER ALF LLC		9	1	10%	10
SOMA MEDICAL CENTER PA #4			10	100%	10
NATURE COAST REGIONAL MEDICAL CENTER		1	9	90%	10
URGENT CARE CENTER AT PINNACLE		4	6	60%	10
CVS SC7556POCT WEST COLUMBIA		9	1	10%	10
CBC LAB		3	7	70%	10
CVS MINUTE CLINIC DIAGNOSTIC OF KANSAS, PA		9			9
WADSWORTH CENTER - DAVID AXELROD INSTITUTE		8	1	11%	9
CVS CA9113POCT CHULA VISTA		9			9
NITIN BAWA PROFESSIONAL ASSOCIATES			9	100%	9
MINUTECLINIC DIAGNOSTIC OF TN PC #242		6	3	33%	9
CVS GA2108POCT NORCROSS		6	3	33%	9
WESTCHESTER GENERAL HOSPITAL BLOOD GAS LAB			9	100%	9
ATHENS VETERINARY DIAGNOSTIC LABORATOR		9			9
WINDSOR OF SAN PABLO, THE		6	3	33%	9
PALM BAY URGENT CARE PL		1	8	89%	9
CARENOW URGENT CARE-GREEN HILLS		9			9
VISTACARE PHARMACY I		9			9
IMMUNOGENOMICS LLC		6	3	33%	9
ETHOS LABORATORIES		7	2	22%	9
EMPLOYEE WELLNESS PA			9	100%	9
ENCOMPASS HOME HEALTH OF THE SOUTHEAST LLC		9			9
THRIF-T DRUGS INC		8	1	11%	9
JOHNS HOPKINS ALL CHILDRENS			9	100%	9
CVS PHARMACY NO 274		9			9
BEAUMONT EMERGENCY CENTER			9	100%	9
NEMOURS CHILDREN'S PRIMARY CARE VERO BEACH			9	100%	9
MINUTECLINIC DIAGNOSTIC MED GRP OF CA		8	1	11%	9
NIGHT LITE PEDIATRICS CENTER		1	8	89%	9
MINUTECLINIC DIAGNOSTIC OF VIRGINIA		9			9
MINUTE CLINIC, LLC #4650		8	1	11%	9
OUR HOME AT BEACON HILL			9	100%	9

COVID-19: testing by laboratory

Data through Apr 4, 2021 verified as of Apr 5, 2021 at 09:25 AM

Data in this report are provisional and subject to change.

The numbers in the table below represent the number of Florida and non-Florida residents for whom test results were received by the Department of Health. A person can be tested by more than one laboratory and can have both positive and negative results. **Therefore, the sum of the numbers in each column will be larger than the total number of people tested.**

Reporting lab	Inconclusive	Negative	Positive	Percent positive	Total
SUNCREST OMNI		9			9
MIAMI COMPREHENSIVE MEDICINE GROUP PA		4	5	56%	9
LAWRENCE TECHNOLOGICAL UNIVERSITY		9			9
MINUTECLINIC, LLC, MINUTECLINIC #7637		7	2	22%	9
FLORIDA MENTOR		7	2	22%	9
MICHIGAN DEPARTMENT OF COMMUNITY HEALTH		1	8	89%	9
UCARE			9	100%	9
CARENOW URGENT CARE-MT JULIET		8	1	11%	9
MINUTECLINIC DIAGNOSTIC OF ILLINOIS		7	2	22%	9
MEDEXPRESS ELKINS		9			9
PIEDMONT ATHENS REGIONAL MEDICAL		7	2	22%	9
DIXITKUMAR N MODI MD PA			9	100%	9
QUEENS UNIVERSITY OF CHARLOTTE		9			9
COLLIER BLVD HMA PHYSICIAN MANAGEMENT,, LLC			9	100%	9
FAMILY PRACTICE OF DAVIE INC			9	100%	9
OMNI			9	100%	9
PRECISION GENETICS			9	100%	9
ORLANDO FAMILY PHYSICIANS INC		5	4	44%	9
MINUTECLINIC #2860		6	3	33%	9
BENSONHURST URGENT CARE		8	1	11%	9
MEDEXPRESS URGENT CARE - MAPLE DRIVE		8	1	11%	9
INSPIRED LIVING AT PALM BAY		7	2	22%	9
MAGNOLIA MANOR			9	100%	9
CHILDREN'S HEALTH CENTER INC.		7	2	22%	9
KINDRED_AIMS		9			9
PENSACOLA CLUSTER			9	100%	9
PASSPORT HEALTH			9	100%	9
CVS SC4286POCT EASLEY		3	6	67%	9
ILLINOIS DEPARTMENT OF PUBLIC HEALTH		1	8	89%	9
MINUTECLINIC DIAGNOSTIC OF TN, PC 6304		7	2	22%	9
MINUTECLINIC DIAGNOSTIC OF NEW JERSEY, LLC # 7069		9			9
MINUTECLINIC DIAGNOSTIC OF TN PC #240		8	1	11%	9
HEALTH AND WELLNESS CENTER		1	8	89%	9
GCPM MANUAL MICROBIOLOGY		1	8	89%	9
FLORIDA HOSPITAL WINTER PARK		7	2	22%	9
MC DIAGNOSTIC OF CONNECTICUT, PC #1043		9			9
MINUTE CLINIC INCORPORTE		9			9
REMISE OCCUPATIONAL HEALTH SOLUTIONS INC			9	100%	9
PUTNAM FAMILY CARE INC		3	6	67%	9
ORLANDO HEALTH PHYSICIAN ASSOCIATES		4	5	56%	9
WATERFORD AT CREEKSIDE, THE			9	100%	9
CVS M08590POCT KANSAS CITY		5	4	44%	9
MINUTE CLINIC LLC #10203		7	2	22%	9
ROSECASTLE			9	100%	9
UHEALTH UNIVERSITY OF MIAMI			9	100%	9
MEDEXPRESS URGENT CARE - FORT WORTH S		8	1	11%	9
CVS MINUTE CLINIC, LLC #22		8	1	11%	9

COVID-19: testing by laboratory

Data through Apr 4, 2021 verified as of Apr 5, 2021 at 09:25 AM

Data in this report are provisional and subject to change.

The numbers in the table below represent the number of Florida and non-Florida residents for whom test results were received by the Department of Health. A person can be tested by more than one laboratory and can have both positive and negative results. **Therefore, the sum of the numbers in each column will be larger than the total number of people tested.**

Reporting lab	Inconclusive	Negative	Positive	Percent positive	Total
ALLIANCE HEALTH AND REHABILITATION CENTER		9			9
VETERANS AFFAIRS MEDICAL CENTER - OUTPATIENT			9	100%	9
NORTHWEST FLORIDA COMMUNITY HOSPITAL LABORATORY		8	1	11%	9
Atlanta VAMC		6	3	33%	9
PEDIATRIC HEALTH CARE ALLIANCE			9	100%	9
ALBION COLLEGE (ABBOTT)		9			9
CVS DC1340POCT WASHINGTON		9			9
MEDEXPRESS URGENT CARE - SWANSEA, N ILLINOIS ST		8	1	11%	9
BRENNITY AT VERO BEACH, THE			9	100%	9
CLAYMED OF NORTH FLORIDA			9	100%	9
LAKEVIEW HEALTH SYSTEMS			9	100%	9
WINTER PARK INTERNAL MEDICINE MD PA		7	2	22%	9
CVS TX10016POCT PRINCETON		9			9
MEDICANA NURSING AND REHAB CENTER			9	100%	9
ROSEMONT GARDENS INC		9			9
STUYVESANT URGENT CARE		9			9
CVS NJ617POCT CEDAR GROVE		8	1	11%	9
CVS CT1123POCT SOUTHBURY		9			9
MIDMICHIGAN MEDICAL CENTER			9	100%	9
WINDSOR OF GAINESVILLE		9			9
BUENA VIDA ESTATES			9	100%	9
ST VINCENT'S ST CLAIR		6	3	33%	9
ST VINCENT'S CHILTON		7	2	22%	9
MOBILE RESPONSE DIAGNOSTICS LLC		8	1	11%	9
Consulate Health Care of Brandon		7	2	22%	9
SUMTER COUNTY HEALTH DEPARTMENT		4	5	56%	9
OPTUM SILVER LAKES			9	100%	9
BAYFRONT HEALTH ST PETERSBURG		8	1	11%	9
CURATIVE		1	8	89%	9
FLORIDA CENTER FOR DERMATOLOGY LABORATORY			9	100%	9
SOUTH FLORIDA ENT ASSOCIATES, INC			9	100%	9
DOCTORS EXPRESS OF ST PETERSBURG		1	8	89%	9
ANY LAB TEST NOW INC			9	100%	9
RIVERVIEW REGIONAL MEDICAL CENTER		7	2	22%	9
DOH-TAMPA BRANCH LABORATORY (MLK BLVD)		4	5	56%	9
UNIVERSITY MEDICAL CENTER		8	1	11%	9
NASCAR EVENT MANAGEMENT, LLC		9			9
CHEMISYS LABORATORIES		1	8	89%	9
MINUTE CLINIC LLC #1448		8	1	11%	9
LOREY ALF		9			9
WELLSTAR NORTH FULTON HOSPITAL LABORAT		9			9
CVS TX8351POCT BEAUMONT		8	1	11%	9
TIFT REGIONAL HEALTH SYSTEM, INC		9			9
CVS MINUTE CLINIC DIAGNOSTIC MED GRP OF SAN		7	2	22%	9
MINUTECLINIC DIAGNOSTIC OF TN PC #5671		5	4	44%	9
SELECT PHYSICIANS ALLIANCE		9			9
NORTHSHORE UNIVERSITY HEALTHSYSTEM EVANSTON HOSPITAL LAB			9	100%	9

COVID-19: testing by laboratory

Data through Apr 4, 2021 verified as of Apr 5, 2021 at 09:25 AM

Data in this report are provisional and subject to change.

The numbers in the table below represent the number of Florida and non-Florida residents for whom test results were received by the Department of Health. A person can be tested by more than one laboratory and can have both positive and negative results. **Therefore, the sum of the numbers in each column will be larger than the total number of people tested.**

Reporting lab	Inconclusive	Negative	Positive	Percent positive	Total
CIAN DIAGNOSTICS			9	100%	9
LAKE NONA MEDICAL SERVICE LLC		9			9
CVS CA9715POCT THOUSAND OAKS		9			9
MEDEXPRESS URGENT CARE - WASHINGTON		7	2	22%	9
VILLAGE PLACE HEALTH AND REHAB		9			9
Fouraker Hills Rehab and Nursing			9	100%	9
MINUTECLINIC #8760		9			9
PATEL MEDICAL VENTURES		8	1	11%	9
ST JOSEPH'S HOSPITAL NORTH LABORATORY			9	100%	9
ROBERT WOOD JOHNSON HOSPITAL		7	1	13%	8
ST. CLOUD PHARMACY AND WELLNESS CENTER		4	4	50%	8
LEMOYNE COLLEGE WELLNESS CENTER FOR		8			8
TAPESTRY TALLAHASSEE WALDEN		8			8
CVS NC3319POCT CHARLOTTE		6	2	25%	8
JOHN T MATHER MEMORIAL HOSPITAL LABORATORY		7	1	13%	8
The Grand at Rome Nursing and Rehabilitation		8			8
HEALTHMARK REGIONAL HOSPITAL LAB		4	4	50%	8
MEDEXPRESS URGENT CARE - CLARKSBURG		7	1	13%	8
CVS RI1717POCT 1 CVS DR			8	100%	8
EXECUTIVE MEDICAL SERVICES		8			8
CVS MINUTE CLINIC DIAGNOSTIC OF NEW JERSEY		8			8
MEDEXPRESS URGENT CARE - MIDLOTHIAN		7	1	13%	8
STPET		6	2	25%	8
ST CHARLES HOSPITAL LABORATORY		8			8
MODMD LABORATORY		8			8
SLOPESIDE LABS AND TESTING, LLC - THE HIDEOUT AT BUTTERMILK MOUNTAIN		8			8
CVS NC7213POCT MATTHEWS		6	2	25%	8
VAIL VALLEY MEDICAL CENTER			8	100%	8
VENICE REGIONAL MEDICAL CENTER			8	100%	8
WELLSTAR COBB HOSPITAL		7	1	13%	8
SUNRISE SENIOR LIVING OF JACKSONVILLE			8	100%	8
OSWEGO HOSPITAL LABORATORY		7	1	13%	8
EXPRESS TEST			8	100%	8
DOCTOR'S IN HOUSE LAB			8	100%	8
FLORIDA KEYS CONCIERGE MEDICINE, LLC		6	2	25%	8
VERMONT DEPARTMENT OF HEALTH		1	7	88%	8
URGENT CARE OF LONGWOOD		1	7	88%	8
FOUNTAINVIEW BY FIVE STAR QUALITY CARE		7	1	13%	8
PALMS WEST HOSPITAL			8	100%	8
CVS PA1074POCT KENNETT SQUARE		7	1	13%	8
NOVADX		2	6	75%	8
MAGNOLIA PEDIATRICS GROUP LLC			8	100%	8
SURGOINSVILLE PHARMACY		8			8
THOMAS JEFFERSON UNIVERSITY HOSPITAL		4	4	50%	8
INTERNAL MEDICINE ASSOCIATES OF JACKSON HOSPITAL			8	100%	8
MEDEXPRESS URGENT CARE - TARENTUM		6	2	25%	8
MINUTE CLINIC DIAGNOSTIC OF MICHIGAN PC		8			8

COVID-19: testing by laboratory

Data through Apr 4, 2021 verified as of Apr 5, 2021 at 09:25 AM

Data in this report are provisional and subject to change.

The numbers in the table below represent the number of Florida and non-Florida residents for whom test results were received by the Department of Health. A person can be tested by more than one laboratory and can have both positive and negative results. **Therefore, the sum of the numbers in each column will be larger than the total number of people tested.**

Reporting lab	Inconclusive	Negative	Positive	Percent positive	Total
PACIFICA SUNRISE☐			8	100%	8
JUPITER CLINIC			8	100%	8
LIFE CARE CITRUS COUNTY			8	100%	8
CHAPTERS HEALTH HOSPICE		8			8
BLOOMINGDALE PEDIATRIC ASSOCIATES PA			8	100%	8
BLOOMING GARDENS OF CARE INC		8			8
MEDEXPRESS URGENT CARE - BATTLE CREEK		5	3	38%	8
CVS TX7827POCT ROUND ROCK		8			8
MINUTECLINIC DIAGNOSTIC OF TN PC #386		7	1	13%	8
CARE ATC - CITY OF BOYNTON BEACH	1	2	5	63%	8
FHPG_EXP CARE W HILLSBOROUGH			8	100%	8
HUNTINGTON VILLAGE URGENT CARE		8			8
DIAGNOSTIC CLINIC		7	1	13%	8
WALGREENS #10972	1	7			8
CVS NC5591POCT STATESVILLE		7	1	13%	8
SOUTHEASTERN PEDIATRIC ASSOCIATES			8	100%	8
CVS TX7162POCT HOUSTON		8			8
X-GENE MOLECULAR LABS		1	7	88%	8
Florida Clinical Laboratory		1	7	88%	8
CVS TN7289POCT SIGNAL MOUNTAIN		8			8
GOLDMAN SACHS HEALTH CENTER	1	7			8
PBC FOUND CARE INC			8	100%	8
MINUTECLINIC, LLC #03268		7	1	13%	8
HEWLETT URGENT CARE, PLLC		8			8
ATLANTIC CONSOLIDATED LABORATORY		8			8
ALLEGRO - TAMPA	1	4	3	38%	8
WILLIAMSBURGH CHAI CARE		7	1	13%	8
ST CLOUD PHYSICIAN MANAGMENT LLC		7	1	13%	8
CLEARWATER PEDIATRIC CARE		1	7	88%	8
LEE MEMORIAL HEALTH SYSTEM D/B/A		6	2	25%	8
CAREPOINT CLINIC		5	3	38%	8
HEALTHPARK MEDICAL CTR NURSING SVC		8			8
JACKSON CLINIC PA,THE		4	4	50%	8
IU HEALTH PATHOLOGY		1	7	88%	8
GENE STREET LABORATORIES, LLC		6	2	25%	8
WELLIGENT		1	7	88%	8
ELLIS HOSPITAL LABORATORY		7	1	13%	8
CAYUGA COUNTY HEALTH DEPARTMENT		7	1	13%	8
NORTH PINELLAS CHILDRENS MEDICAL CENTER INC			8	100%	8
ALL CHILDREN'S HOSPITAL		1	7	88%	8
TRUE HEALTH		5	3	38%	8
ALACHUA COUNTY HEALTH DEPARTMENT		1	7	88%	8
KIDS CARE PEDIATRICS PA			8	100%	8
MARQUESA MEDICAL		7	1	13%	8
CITYMD		1	7	88%	8
CVS TN2179POCT MURFREESBORO		7	1	13%	8
MEDEXPRESS URGENT CARE, BUTLER		5	3	38%	8

COVID-19: testing by laboratory

Data through Apr 4, 2021 verified as of Apr 5, 2021 at 09:25 AM

Data in this report are provisional and subject to change.

The numbers in the table below represent the number of Florida and non-Florida residents for whom test results were received by the Department of Health. A person can be tested by more than one laboratory and can have both positive and negative results. **Therefore, the sum of the numbers in each column will be larger than the total number of people tested.**

Reporting lab	Inconclusive	Negative	Positive	Percent positive	Total
GENEUS DIAGNOSTICS			8	100%	8
WHITE SANDS OUTPATIENT SERVICES (WSOP SERVICES LLC		8			8
UNIVERSITY OF WASHINGTON MEDICAL CENTER			8	100%	8
WELLMED AT BRANDON REGIONAL		5	3	38%	8
HEALTHY MINORS PEDIATRIC URGENT CARE		7	1	13%	8
PUTNAM COUNTY EMERGENCY RESCUE SERVICE		5	3	38%	8
SYNEXUS CLINICAL RESEARCH US INC		2	6	75%	8
ST. JOSEPH HOSPITAL AND HEALTH CARE INC.			8	100%	8
BENNETT PEDIATRICS		8			8
PALM BEACH COUNTY HEALTH DEPARTMENT LABORATORY			8	100%	8
BARTON PARKER OD PC		8			8
THE WOLFF CENTER FOR CHILD & ADOLESCENT HEALTH			8	100%	8
MED & CO INVESTMENT LLC		7	1	13%	8
NORTHSIDE HOSPITAL		2	6	75%	8
CIGNA ONSITE HEALTH LLC		2	6	75%	8
BAPTIST OUTPATIENT			8	100%	8
HOLY NAME MEDICAL CENTER	1	6	1	13%	8
NORTHSIDE HOSPITAL ATLANTA		3	5	63%	8
HARBORCHASE OF DR PHILLIPS		7	1	13%	8
WALK-IN MEDICAL CARE			8	100%	8
MEDEXPRESS URGENT CARE - CULPEPER		8			8
MINUTECLINIC DIAGNOSTIC OF OHIO #7790		6	2	25%	8
DOTHAN PEDIATRIC CLINIC			8	100%	8
ORMOND BEACH CENTRA CARE			8	100%	8
MID-HUDSON VALLEY DIVISION OF WESTCHESTER MEDICAL		8			8
LAKE CONWAY URGENT CARE LLC		2	6	75%	8
Nashville Central Laboratory		8			8
ORLANDO FAMILY PHYSICIANS			8	100%	8
SYLVESTER AT PLANTATION LABORATORY		7	1	13%	8
CAPRONA GROUP HOME		2	6	75%	8
JX REF LAB			8	100%	8
DEPARTMENT OF HEALTH- CITRUS COUNTY		1	7	88%	8
CONSULATE HEALTH CARE		7	1	13%	8
ADVANCED RESEARCH FOR HEALTH IMPROVEMENT		6	2	25%	8
LAB UNKNOWN		6	2	25%	8
APEX HOME HEALTH CARE		7	1	13%	8
NEOGENOMICS LABORATORIES, INC		8			8
INTERNAL MEDICINE AND AESTHETICS OF NAPLES LLC		8			8
SOMA MEDICAL CENTER MD PA #7 PEDIATRICS			8	100%	8
DOH JACKSONVILLE CENTRAL LABORATORY		3	5	63%	8
INTERVENTIONAL REHABILITATION OF SOUTH FLORIDA			8	100%	8
FLORIDA HEART AND VASCULAR MULTISPECIALTY GROUP		8			8
DORAL URGENT CARE			8	100%	8
ARCHBOLD MEMORIAL HOSPITAL/LAB		3	5	63%	8
CVS OH3476POCT TIPP CITY		7	1	13%	8
MINUTECLINIC DIAGNOSTIC OF VIRGINIA, LLC #255		8			8
SEA LEVEL LABS			8	100%	8

COVID-19: testing by laboratory

Data through Apr 4, 2021 verified as of Apr 5, 2021 at 09:25 AM

Data in this report are provisional and subject to change.

The numbers in the table below represent the number of Florida and non-Florida residents for whom test results were received by the Department of Health. A person can be tested by more than one laboratory and can have both positive and negative results. **Therefore, the sum of the numbers in each column will be larger than the total number of people tested.**

Reporting lab	Inconclusive	Negative	Positive	Percent positive	Total
MONTEFIORE MEDICAL CENTER LABORATORIES - NORTH		8			8
CVS MD1881POCT DUNKIRK		8			8
MEDEXPRESS URGENT CARE - FAYETTEVILLE		6	2	25%	8
WINKLER COURT□		7	1	13%	8
FHCP-ORANGE CITY			8	100%	8
NORTHEAST PEDIATRICS			8	100%	8
MINUTECLINIC, LLC #05038		8			8
DOMINICAN COLLEGE STUDENT HEALTH CENTE		7	1	13%	8
DOCTOR'S IN-HOUSE LAB/COMMUNITY HEALTH CENTERS OF PINELLAS – CLEARWATE			8	100%	8
LOVELACE MEDICAL CENTER		8			8
MINUTECLINIC DIAG OF IND, LLC #2387		7	1	13%	8
VA Primary Care Clinic at Meharry		7	1	13%	8
CVS CT1109POCT BETHEL		8			8
WHEELER LABORATORY		7	1	13%	8
BIOTECH PHARMACEUTICAL GROUP LLC			8	100%	8
ALLINA HEALTH - ABBOTT NORTHWESTERN HOSPITAL		5	3	38%	8
Sunset Lake Health and Rehabilitation Center		8			8
GOLISANO CHILDREN'S HOSPITAL OF SOUTHWEST FLORIDA		6	2	25%	8
GALLUP INDIAN MEDICAL CENTER		7			7
NORTHDAL REHABILITATION CENTER			7	100%	7
KANSAS DEPARTMENT OF HEALTH		2	5	71%	7
TREEHOUSE PEDIATRICS		6	1	14%	7
LIZS ADULT CARE		7			7
EMBRY-RIDDLE AERONAUTICAL UNIVERSITY HEALTH			7	100%	7
WYOMING COUNTY COMMUNITY HOSPITAL LABORATORY		7			7
FAMILY MEDICINE MEDICAL DRIVE		7			7
NORTH FLORIDA MEDICAL CENTERS INC		1	6	86%	7
AVON PARK PEDIATRICS			7	100%	7
BIOREFERENCE LABORATORIES		1	6	86%	7
IRL MARKET LAB			7	100%	7
MEDEXPRESS URGENT CARE - STAUNTON		3	4	57%	7
CVS MD4371POCT OCEAN CITY		7			7
DOCTORS CLINICAL LABORATORY, INC		5	2	29%	7
DALLAS COUNTY HEALTH AND HUMAN SERVICES			7	100%	7
MINUTECLINIC DIAG OF IND LLC #8651		6	1	14%	7
BETTER AT HOME		7			7
DEPT OF VA MEDICAL CENTER - RICHMOND		6	1	14%	7
JUPITER ISLAND PUBLIC SAFETY		5	2	29%	7
MINUTECLINIC DIAGNOSTIC OF GEORGIA, LL		5	2	29%	7
MIAMI BEACH COMMUNITY HEALTH CENTER INC			7	100%	7
FLORIDA CANCER SPECIALISTS & RESEARCH INSTITUTE		6	1	14%	7
CARENOW URGENT CARE-SOUTHLAKE			7	100%	7
MINUTECLINIC MINUTECLINIC #4977		4	3	43%	7
MINUTE CLINIC DIAGNOSTIC OF VIRGINIA, LLC #1905		7			7
NYU WINTHROP HOSPITAL PATHOLOGY		7			7
MINUTECLINIC DIAG OF IND LLC #6998		6	1	14%	7
SCHOOL OF PHARMACY AND PHARMACEUTICAL		7			7

COVID-19: testing by laboratory

Data through Apr 4, 2021 verified as of Apr 5, 2021 at 09:25 AM

Data in this report are provisional and subject to change.

The numbers in the table below represent the number of Florida and non-Florida residents for whom test results were received by the Department of Health. A person can be tested by more than one laboratory and can have both positive and negative results. **Therefore, the sum of the numbers in each column will be larger than the total number of people tested.**

Reporting lab	Inconclusive	Negative	Positive	Percent positive	Total
LAKE PEDIATRICS			7	100%	7
CARENOW URGENT CARE-MADISON		7			7
MEDEXPRESS URGENT CARE - STATE COLLEGE		5	2	29%	7
QHG OF ENTERPRISE INC (DBA MEDICAL CTR		7			7
WEXFORD HEALTH SOURCES INC		7			7
FIRST PHYSICIANS GROUP - LORRAINE CORNERS		7			7
CARESOUTH HHA HOLDINGS OF TALLAHASSEE LLC		7			7
DOCTOR'S IN-HOUSE LAB/COMMUNITY HEALTH CENTERS OF PINELLAS –PINELLAS P			7	100%	7
KEYSTONE PLACE AT NAPLES PRESERVE		4	3	43%	7
EL PARAISO HOME INC		7			7
CVS TX4397POCT CYPRESS		7			7
MINUTECLINIC, DIAGNOSTIC OF TEXAS, LL		6	1	14%	7
HOLY GARDEN ALF, INC.		7			7
SUPREME LABORATORY			7	100%	7
NOVANT HEALTH INPATIENT CARE		2	5	71%	7
CVS OH3458POCT BEAVERCREEK		7			7
COMPLETE FAMILY CARE, LLC/UNIVERSITY OF SAINT MARY		7			7
HARMONIOUS HOME HEALTH, LLC		7			7
MEDEXPRESS URGENT CARE - HOT SPRINGS		7			7
NTD EUROFINS ATLANTA		7			7
WILDLIGHT LAB			7	100%	7
MINUTECLINIC, LLC #1796		6	1	14%	7
CVS OH3301POCT WOODMERE		7			7
MINUTECLINIC DIAGNOSTIC OF KANSAS PA		7			7
PERSONAL PHYSICIAN CARE PA			7	100%	7
ADVENT HEALTH APOPKA		3	4	57%	7
Ocoee Health Care Center		7			7
CVS GA2147POCT KENNESAW		5	2	29%	7
SOUTHEAST GEORGIA HEALTH SYSTEM, INC D		7			7
ALBANY MEDICAL CENTER		6	1	14%	7
GUIDANCE / CARE CENTER, INC		7			7
MEDEXPRESS URGENT CARE-DUBOIS		7			7
DELAWARE DEPARTMENT OF HEATH		6	1	14%	7
GULF COAST PEDIATRICS OF SARASOTA PA		1	6	86%	7
CHIEFLAND MEDICAL CENTER		1	6	86%	7
LAWTON CHILES HEALTH CENTER		1	6	86%	7
LYNMOORE,THE		7			7
FLORIDA MEDICAL ASSOCIATES LLC		3	4	57%	7
EP LTC PHARMACY		5	2	29%	7
CVS GA2841POCT LAWRENCEVILLE		7			7
LEE COUNTY HEALTH DEPARTMENT		4	3	43%	7
WATAUGA MEDICAL CENTER		4	3	43%	7
MEDEXPRESS URGENT CARE - MT LEBANON		5	2	29%	7
COMPASSION PEDIATRICS		3	4	57%	7
CVS MO8556POCT KANSAS CITY		6	1	14%	7
ACCESS CARE MEDICAL GROUP LLC		2	5	71%	7
MEDEXPRESS URGENT CARE, JOHNSTOWN		6	1	14%	7

COVID-19: testing by laboratory

Data through Apr 4, 2021 verified as of Apr 5, 2021 at 09:25 AM

Data in this report are provisional and subject to change.

The numbers in the table below represent the number of Florida and non-Florida residents for whom test results were received by the Department of Health. A person can be tested by more than one laboratory and can have both positive and negative results. **Therefore, the sum of the numbers in each column will be larger than the total number of people tested.**

Reporting lab	Inconclusive	Negative	Positive	Percent positive	Total
QUE		4	3	43%	7
Parkside Villa		7			7
PANCARE HEALTH - HOSFORD SCHOOL			7	100%	7
MINUTECLINIC DIAGNOSTIC OF NEVADA #87		4	3	43%	7
CVS NV9841POCT RENO		4	3	43%	7
BALTIMORE CITY HEALTH DEPT COMMUNICABLE DISEASES AND EPIDEMIOLOGY			7	100%	7
CLAY PRIMARY & FAMILY CARE LLC			7	100%	7
MEDEXPRESS URGENT CARE - GLENDALE		7			7
BRADENTON PHYSICIANS MEDICAL CENTER			7	100%	7
MINUTECLINIC DIAGNOSTIC OF NORTH CAROLINA PC #7054		5	2	29%	7
TESTD			7	100%	7
PENINSULA CARE AND REHABILITATION CENTER			7	100%	7
BROOKDALE LAKE ORIENTA			7	100%	7
GRACE WELLNESS CENTER LLC		6	1	14%	7
MONROE COUNTY FIRE RESCUE		6	1	14%	7
PEDIATRICS OF CENTRAL FLORIDA		5	2	29%	7
GENOTOX LABORATORIES		5	2	29%	7
MERCY HEALTH—MUSKEGON		6	1	14%	7
SARAH LAWRENCE COLLEGE HEALTH SERVICES		7			7
ABBAY MANOR RETIREMENT RESIDENCE INC		7			7
NASSAU UNIVERSITY MEDICAL CENTER DEPT		6	1	14%	7
YAZJI PEDIATRIC CARE LLC DBA TUKA PEDIATRICS			7	100%	7
CVS MINUTE CLINIC DIAG OF IND LLC #5206		6	1	14%	7
VERO DIAGNOSTICS		7			7
MINUTE CLINIC LLC #4017		7			7
GENTRY PARK ORLANDO ASSISTED LIVING		6	1	14%	7
DR. PHILLIPS MEDICAL WELLNESS CENTER		4	3	43%	7
COMMUNITY MEDICAL AND DENTAL CARE INC		7			7
PARTNERS PHARMACY OF FLORIDA LLC		7			7
CVS GA7064POCT STOCKBRIDGE		7			7
ECLRS		2	5	71%	7
EASTERN FLORIDA STATE COLLEGE - PALM BAY CAMPUS□			7	100%	7
MEDEXPRESS URGENT CARE-NESHANNOCK TWP		6	1	14%	7
NELSON BIOLOGICAL			7	100%	7
CVS PHARMACY #8800		5	2	29%	7
RANDOLPH DIABETES AND WELLNESS		6	1	14%	7
RIVER OAKS TREATMENT CENTER			7	100%	7
ST JOSEPHS HOSP OF ATLANTA/CLINIC LAB		6	1	14%	7
BOCA BIOLISTICS LLC			7	100%	7
Baptist Village Retirement Communities		7			7
PENN MEDICINE PRINCETON MEDICAL CENTER		6	1	14%	7
VICTORIAN MANOR		2	5	71%	7
KENDALL REGIONAL MEDICAL CNTR			7	100%	7
MINUTECLINIC, LLC #03965		7			7
OCALA FAMILY MEDICAL CENTER		7			7
MEDEXPRESS URGENT CARE MORGANTOWN		7			7
Lenox on the Lake			7	100%	7

COVID-19: testing by laboratory

Data through Apr 4, 2021 verified as of Apr 5, 2021 at 09:25 AM

Data in this report are provisional and subject to change.

The numbers in the table below represent the number of Florida and non-Florida residents for whom test results were received by the Department of Health. A person can be tested by more than one laboratory and can have both positive and negative results. **Therefore, the sum of the numbers in each column will be larger than the total number of people tested.**

Reporting lab	Inconclusive	Negative	Positive	Percent positive	Total
ACM MEDICAL LABORATORY ALLIANCE		5	2	29%	7
MINUTE-CLINIC DIAGNOSTIC OF VIRGINIA, LLC #794		6	1	14%	7
GILCHRIST COUNTY FIRE DEPARTMENT		4	3	43%	7
FLORIDA HOSPITAL APOPKA		6	1	14%	7
FLORIDA DIGESTIVE AND LIVER SPECIALIST		7			7
CVS OH2543POCT CANFIELD		5	2	29%	7
TRUE HEALTH DIAGNOSTICS		1	6	86%	7
LONGWOOD FAMILY MEDICINE		1	6	86%	7
GLEN FALLS HOSPITAL DEPARTMENT OF PATHOLOGY		6	1	14%	7
MINUTECLINIC MINUTECLINIC #8505		5	2	29%	7
ENTRUST IMMEDIATE CARE			7	100%	7
Thermopolis Rehabilitation Wellness		7			7
CVS NM8918POCT ALBUQUERQUE		7			7
CVS NC7057POCT SHELBY		5	2	29%	7
PROVIDENCE LABORATORY SERVICES		7			7
MINUTE-CLINIC DIAGNOSTIC OF VIRGINIA,		7			7
HEALTH CARE LABORATORY SERVICES		1	6	86%	7
FRESENIUS KIDNEY CARE FORT WALTON BEACH			7	100%	7
BIRMINGHAM VAMC		3	4	57%	7
FLORIDA SCHOOL FOR THE DEAF AND THE BLIND			7	100%	7
MEDEXPRESS URGENT CARE-PETERS TWP		6	1	14%	7
MANATEE PEDIATRICS			7	100%	7
CVS NY549POCT RIDGEWOOD		4	3	43%	7
MINUTE CLINIC DIAGNOSTIC OF NORTH CAROLINA		7			7
NORTHEAST ALABAMA REGIONAL MEDICAL CENTER		4	3	43%	7
Rutgers Health Rwj University Hospital - Laboratory		4	3	43%	7
OPTUM PRIMARY CARE - FOUNTAIN OAKS		3	4	57%	7
MINUTE CLINIC LLC #0169		5	2	29%	7
PALM GARDEN OF SUN CITY			7	100%	7
NEMOURS CHILDREN'S HOSPITAL			7	100%	7
MINUTE CLINIC DIAGNOSTIC OF PENNSYLVANIA		7			7
LEPE'S HOUSE			7	100%	7
SOUTH COM HEALTH CLINIC, DEPT. OF THE ARMY		7			7
RELIANCE MEDICAL CENTER		5	2	29%	7
MAXHEALTH		5	2	29%	7
FLORIDA HOSPITAL KISSIMMEE		4	3	43%	7
LONG ISLAND JEWISH FOREST HILLS HOSPITAL		7			7
HEARTLAND PEDIATRICS OF LAKE PLACID			7	100%	7
DOTHAN WEST FAMILY MEDICINE		5	2	29%	7
ST. LUCIE COUNTY HEALTH DEPARTMENT		5	2	29%	7
NORTHERN DUTCHESS HOSPITAL LABORATORY		5	2	29%	7
PEDIATRICS URGENT CARE, LLC			7	100%	7
SARASOTA MEDICAL CENTER			7	100%	7
CRESTWOOD MEDICAL CENTER		5	2	29%	7
MINUTECLINIC DIAGNOSTIC OF OHIO #3407		6	1	14%	7
SUPERIOR RESIDENCES AT CALA HILLS		7			7
FHMG_FM AND IM AVALON PARK		2	5	71%	7

COVID-19: testing by laboratory

Data through Apr 4, 2021 verified as of Apr 5, 2021 at 09:25 AM

Data in this report are provisional and subject to change.

The numbers in the table below represent the number of Florida and non-Florida residents for whom test results were received by the Department of Health. A person can be tested by more than one laboratory and can have both positive and negative results. **Therefore, the sum of the numbers in each column will be larger than the total number of people tested.**

Reporting lab	Inconclusive	Negative	Positive	Percent positive	Total
MEDEXPRESS URGENT CARE PORT HURON		5	1	17%	6
MARSHALL MEDICAL CENTER SOUTH LAB		5	1	17%	6
MEDICAL CENTER AT OCEAN REEF		1	5	83%	6
BROWARD COUNTY HEALTH DEPT.			6	100%	6
BOCA VIPEDIATRICS			6	100%	6
JOINT AMBULATORY CARE CENTER		6			6
LEWIS COUNTY MANOR		6			6
ALL4KIDZ PEDIATRICS LLC		3	3	50%	6
CAMELLIA AT DEERWOOD		2	4	67%	6
UNILAB		2	4	67%	6
ARLINGTON OF NAPLES INC, THE		6			6
CVS PA813POCT RICHBORO		6			6
CONCENTRA			6	100%	6
CVS MINUTE CLINIC DIAGNOSTIC OF TEXAS		5	1	17%	6
CVS PA2582POCT SPRINGFIELD		4	2	33%	6
FLORIDA HEALTHCARE OF ORLANDO		1	5	83%	6
TERRACINA LLC		1	5	83%	6
SANDGATE GARDENS REHAB & NURSING CENTER		3	3	50%	6
PANCARE HEALTH - KATE SMITH ELEMENTARY		1	5	83%	6
MAXCARE CLINIC			6	100%	6
CVS TN4624POCT KNOXVILLE		5	1	17%	6
FLORIDA WOMAN CARE LABORATORY			6	100%	6
HOLLY HILL HOME INFUSION SERVICE		5	1	17%	6
PALMETTO HEALTH ALLIANCE		3	3	50%	6
RIVER CITY PRIMARY AND URGENT CARE			6	100%	6
MINUTECLINIC DIAGNOSTICS OF IND LLC		3	3	50%	6
ELITE MD GROUP INC		2	4	67%	6
PLEASANTVILLE OF SEBASTIAN LLC			6	100%	6
PHYSICIANS URGENT CARE BERRY FARMS		4	2	33%	6
ANTHONY-BROWN PHARMACY		6			6
CVS SC5550POCT CLOVER		5	1	17%	6
AARK LABORATORY		6			6
FLORIDA DEPARTMENT OF HEALTH IN MIAMI DADE COUNTY		5	1	17%	6
MINUTE CLINIC DIAGNOSTIC MED GRP		5	1	17%	6
ASCENSION ST VINCENT'S CLAY COUNTY			6	100%	6
MEDEXPRESS URGENT CARE - RICHMOND, NINE MILE RD		5	1	17%	6
ALLEGRO FLEMING ISLAND		1	5	83%	6
CVS NATIONAL HARBOR MD2297714CV		6			6
CHILDREN'S HOSPITAL OF PHILADELPHIA		5	1	17%	6
MERCY COLLEGE HEALTH OFFICE		6			6
URGENT CARE HOUSECALLS PA		5	1	17%	6
MINUTECLINIC MINUTECLINIC #921		6			6
CVS SC2736POCT MURRELLS INLET		5	1	17%	6
THE PALMS REHABILITATION AND HEALTHCARE CENTER		5	1	17%	6
PRESBYTERIAN HOME		6			6
NORTHEAST GEORGIA MEDICAL CENTER		6			6
FAMILY TREE PRIMARY CARE		5	1	17%	6

COVID-19: testing by laboratory

Data through Apr 4, 2021 verified as of Apr 5, 2021 at 09:25 AM

Data in this report are provisional and subject to change.

The numbers in the table below represent the number of Florida and non-Florida residents for whom test results were received by the Department of Health. A person can be tested by more than one laboratory and can have both positive and negative results. **Therefore, the sum of the numbers in each column will be larger than the total number of people tested.**

Reporting lab	Inconclusive	Negative	Positive	Percent positive	Total
CVS TX2263POCT SAN ANTONIO		6			6
Northwell Lab		2	4	67%	6
MEDEXPRESS URGENT CARE - IRVING		6			6
MINUTECLINIC DIAGNOSTIC OF VIRGINIA, LLC #1656		6			6
FLEET LANDING			6	100%	6
ADVANCED URGENT CARE OF MARATHON		1	5	83%	6
CAPITAL HEALTH PLAN LABORATORIES			6	100%	6
CARESOUTH HHA HOLDINGS OF THE BAY AREA LLC□		6			6
PREMIER FAMILY HEALTH PA			6	100%	6
ADVENTHEALTH CELEBRATION EMPLOYEE CLINIC		6			6
New York Harbor Harbor HCS - Brooklyn Campus		6			6
TULLAHOMA HMA, LLC		5	1	17%	6
NEMOURS CHILDREN'S URGEN CARE			6	100%	6
HUNTERS CREEK PEDIATRICS		6			6
BETHESDA COMMUNITY HEALTH CENTER			6	100%	6
ST CHARLES BEND LABORATORY		5	1	17%	6
FLORIDA DEPARTMENT OF HEALTH SEMINOLE COUNTY		1	5	83%	6
CITIZENS BAPTIST MEDICAL CENTERS LAB		5	1	17%	6
ENIGMA DIAGNOSTIC, INC.			6	100%	6
BAYSHORE POINTE NURSING AND REHAB CENTER			6	100%	6
MINUTECLINIC LLC #5041		2	4	67%	6
AMERICAN EAGLE LEESBURG AL LLC DBA VISTA LAKE			6	100%	6
CVS MA594POCT FALMOUTH		5	1	17%	6
MEDEXPRESS URGENT CARE - WEIRTON		6			6
MINUTECLINIC 7196		5	1	17%	6
LOUISIANA DEPT OF HEALTH			6	100%	6
CVS PA1296POCT DREXEL HILL		4	2	33%	6
Advanced Care Center			6	100%	6
UT SOUTHWESTERN MEDICAL CENTER			6	100%	6
CVS SC7334POCT LEXINGTON		5	1	17%	6
MEDEXPRESS URGENT CARE - HOLLINS		6			6
Oakwood - North Baldwins Center for Living		6			6
LUMADOC HEALTH		4	2	33%	6
GAINESVILLE PEDIATRIC ASSOCIATES		1	5	83%	6
HERNANDO PASCO HOSPICE INC		5	1	17%	6
MINUTE CLINIC DIAGNOSTIC OF VIRGINIA, LLC #7543		6			6
GUTHRIE MEDICAL GROUP LABORATORIES		6			6
CVS MI8049POCT WATERFORD		5	1	17%	6
UNILAB OF DADE INC			6	100%	6
PATHGROUP LABS, LLC		4	2	33%	6
BNR PHARMACY INC		6			6
MINUTECLINIC DIAGNOSTIC OF KENTUCKY		6			6
SAINT PETER'S UNIVERSITY HOSPITAL		6			6
IAN C BOYKIN MD		4	2	33%	6
DIXIE COUNTY EMERGENCY SERVICES			6	100%	6
LISTENING DOCTOR PLLC, THE		1	5	83%	6
CVS NV2928POCT LAS VEGAS		6			6

COVID-19: testing by laboratory

Data through Apr 4, 2021 verified as of Apr 5, 2021 at 09:25 AM

Data in this report are provisional and subject to change.

The numbers in the table below represent the number of Florida and non-Florida residents for whom test results were received by the Department of Health. A person can be tested by more than one laboratory and can have both positive and negative results. **Therefore, the sum of the numbers in each column will be larger than the total number of people tested.**

Reporting lab	Inconclusive	Negative	Positive	Percent positive	Total
CUMBERLAND HEIGHTS		6			6
MEDEXPRESS URGENT CARE-HERSHEY		5	1	17%	6
MD NOW MEDICAL CENTER			6	100%	6
MEDEXPRESS URGENT CARE - ELM GROVE		5	1	17%	6
CVS PA4077POCT BELLE VERNON		6			6
CENTREX CLINICAL LABS INC		6			6
CURATIVE CARE CENTER INC		1	5	83%	6
Kroger 673 - The Little Clinic Dallas		5	1	17%	6
MEDEXPRESS URGENT CARE - BLUEFIELD		5	1	17%	6
COVID RAPID LABS		1	5	83%	6
CALIFORNIA DEPARTMENT OF PUBLIC HEALTH		1	5	83%	6
CVS GA2236POCT WOODSTOCK		6			6
MINUTE CLINIC DIAG OF IND LLC #8674		6			6
CVS NJ2815POCT E BRUNSWICK		4	2	33%	6
FLORIDA DEPARTMENT OF HEALTH IN SARASOTA COUNTY		5	1	17%	6
TRANSPLANT GENOMICS INC (EUROFINS)		6			6
CVS IN6713POCT BLOOMINGTON		6			6
VIERA PEDIATRICS		1	5	83%	6
MCR HEALTH LAWTON CHILES ADMINISTRATION STE A		1	5	83%	6
MEDEXPRESS URGENT CARE-MUNCIE		6			6
URGENT TEAM - MUSCLE SHOALS		6			6
MIAMI RESCUE MISSION CLINIC INC			6	100%	6
MEDEXPRESS URGENT CARE-PITTSFIELD		6			6
CVS PA233POCT NEWTOWN SQUARE		6			6
MINUTECLINIC DIAGNOSTIC OF RHODE ISLAN		6			6
PHYSICIANS FOR CHILDREN			6	100%	6
MOULTRIE CREEK NURSING AND REHAB			6	100%	6
MINUTECLINIC DIAGNOSTIC OF SC, LLC #7		4	2	33%	6
MINUTECLINIC DIAGNOSTIC OF TN PC #442		4	2	33%	6
PALM HARBOR DERMATOLOGY		4	2	33%	6
CLINICAL CARE ASSOCIATES			6	100%	6
JERSEY SHORE MEDICAL CENTER		6			6
MINUTECLINIC LLC #4449		5	1	17%	6
LAKEVIEW TERRACE HOME HEALTH SERVICES LLC			6	100%	6
NORTH FLORIDA PEDIATRICS JASPER			6	100%	6
MEDEXPRESS URGENT CARE - YORK		3	3	50%	6
CVS IN6654POCT INDIANAPOLIS		5	1	17%	6
XPRESS URGENT CARE LLC		6			6
GENTLE MEDICINE ASSOCIATES / DR. REGINE BATAILLE		6			6
ALL CHILDREN'S HOSPITAL DEPT OF GENERAL PEDIATRICS			6	100%	6
CVS OH3080POCT HUBER HEIGHTS		6			6
PR HEALTH		1	5	83%	6
WEST DADE PEDIATRICS			6	100%	6
CAPE CORAL URGENT CARE		3	3	50%	6
WIREGRASS MEDICAL CENTER			6	100%	6
SV DIAGNOSTIC LAB			6	100%	6
GRACE REHABILITATION CENTER OF VERO BEACH		4	2	33%	6

COVID-19: testing by laboratory

Data through Apr 4, 2021 verified as of Apr 5, 2021 at 09:25 AM

Data in this report are provisional and subject to change.

The numbers in the table below represent the number of Florida and non-Florida residents for whom test results were received by the Department of Health. A person can be tested by more than one laboratory and can have both positive and negative results. **Therefore, the sum of the numbers in each column will be larger than the total number of people tested.**

Reporting lab	Inconclusive	Negative	Positive	Percent positive	Total
SOUTHEASTERN DERMATOLOGY GROUP PA		5	1	17%	6
FLORIDA PREMIER MEDICAL CARE PA			6	100%	6
FHPG_EXP CARE PALM HARBOR			6	100%	6
CENTRAL FLORIDA PRIMARY CARE			6	100%	6
SCOTTS PHARMACY		5	1	17%	6
SHEEPSHEAD BAY URGENT CARE		6			6
PROGRESS PHARMACY INC		1	5	83%	6
EXPICARE NURSING AGENCY, INC		5	1	17%	6
TREASURE COAST INFECTIOUS DISEASE CONSULTANTS		3	3	50%	6
MEDEXPRESS URGENT CARE - HUNTINGTON WE		6			6
CVS NJ836POCT RUNNEMEDE		6			6
BOONE DRUG & HEALTHCARE AT DEERFIELD			6	100%	6
CDRX INFUSION			6	100%	6
CAREWELL 301 - WARWICK			6	100%	6
CVS IL8747POCT CHICAGO		6			6
BAYCARE ALLIANT HOSPITAL			6	100%	6
BROOKDALE CLERMONT			6	100%	6
PUBLIC HEALTH LAB		6			6
CVS MD2956POCT NEW MARKET		5	1	17%	6
PROHEALTH MED		1	5	83%	6
MINUTE CLINIC #8979		6			6
INTERNAL MEDICINE LIPID AND WELNNESS PRACTICE			6	100%	6
BROWARD TRANSITIONAL CENTER			6	100%	6
UT MEMPHIS UNIVERSITY HEALTH SERVICES			6	100%	6
MEDEXPRESS URGENT CARE SHADYSIDE		5	1	17%	6
ARLINGTON OF NAPLES		6			6
TERENCE B MITCHELL MD, INC		2	4	67%	6
NU WAVE MEDICAL CENTER			6	100%	6
LOS ALAMOS NATIONAL LABORATORY		6			6
CVS OH6123POCT CINCINNATI		4	2	33%	6
ADVENTHEALTH MEDICAL GROUP INTERNAL MEDICINE AT		2	4	67%	6
STATEN ISLAND CHAI CARE		5	1	17%	6
FLORIDA MEDICAL SPECIALISTS		2	4	67%	6
COMPASSION PEDIATRIC URGENT CARE LLC		2	4	67%	6
MINUTECLINIC #788		6			6
TAMIAMI LAB MILLENIUM			6	100%	6
IVY ROSEN MD PLLC		6			6
AMERICAN HEALTH ASSOC. LABORATORY SOUTH		4	2	33%	6
LPG COCONUT POINT - FAMILY/ INTERNAL MEDICINE		6			6
THE CLINIC PREMISE HEALTH			6	100%	6
CVS NC2313POCT RALEIGH		5	1	17%	6
QUICK CARE MED WALK IN AND URGENT CARE			6	100%	6
NEUROSCIENCE AND SPINE ASSOCIATES, PL		5	1	17%	6
WAKEMED		1	5	83%	6
OCALA REGIONAL KIDNEY CENTER EAST		2	4	67%	6
CVS PA5241POCT CHALFONT		6			6
THE WINDSOR OF OCALA		2	4	67%	6

COVID-19: testing by laboratory

Data through Apr 4, 2021 verified as of Apr 5, 2021 at 09:25 AM

Data in this report are provisional and subject to change.

The numbers in the table below represent the number of Florida and non-Florida residents for whom test results were received by the Department of Health. A person can be tested by more than one laboratory and can have both positive and negative results. **Therefore, the sum of the numbers in each column will be larger than the total number of people tested.**

Reporting lab	Inconclusive	Negative	Positive	Percent positive	Total
BETH ISRAEL DEACONESS MEDICAL CENTER			6	100%	6
WALK IN MEDICAL URGENT CARE PC		6			6
CVS KY4779POCT LOUISVILLE		4	2	33%	6
PANCARE HEALTH - ALTHA PUBLIC			6	100%	6
Centrastate Medical Center		5	1	17%	6
URGENT TEAM - HUNTSVILLE		5	1	17%	6
TEXAS MEDCLINIC			6	100%	6
FAMILY CARE MEDICAL CENTER			6	100%	6
DEPARTMENT OF HEALTH AND HUMAN SERVICES STATE OF NEW HAMPSHIRE			6	100%	6
LRHS Southeastern University		4	2	33%	6
MINUTECLINIC DIANOSTIC OF VIRGINA, LL		5	1	17%	6
FIRST COAST CARDIOVASCULAR INSTITUTE PA			6	100%	6
DANIEL M LIBBY MD PLLC		6			6
FRESENIUS KIDNEY CARE DUNEDIN			6	100%	6
MINUTECLINIC DIAGNOSTIC OF OHIO #4401		6			6
WG WINDSOR WOODS SH LLC		6			6
TIMBER CREEK PEDIATRICS		6			6
CVS MA957POCT WEST SPRINGFIELD		6			6
MEDEXPRESS URGENT CARE - PRINCETON		5	1	17%	6
CVS CA9721POCT ARCADIA		6			6
COMPUNET CLINICAL LAB			6	100%	6
CVS TX1104POCT ALLEN		6			6
ATLANTIC COMMUNITY HIGH SCHOOL		5	1	17%	6
COVID TESTING LLC			6	100%	6
WOMENS CARE FLORIDA LLC		5	1	17%	6
CVS GA3766POCT DACULA		4	2	33%	6
PENN NURSING CENTER		6			6
GENESIS FAMILY PRACTICE		3	3	50%	6
CVS MA6505POCT NEWTON		6			6
CVS NC6402POCT DAVIDSON		4	2	33%	6
REHABILITATION CENTER AT JUPITER GARDENS		5			5
FRANCES WARDE MEDICAL LABORATORY		2	3	60%	5
RIO PINAR HEALTH CARE			5	100%	5
SOUTHERN OCEAN MEDICAL CENTER		5			5
RELIANT IMMUNE DIAGNOSTICS			5	100%	5
PRL NYC PANDEMIC RESPONSE LAB			5	100%	5
BIOTECH CLINICAL LABORATORY			5	100%	5
WATERTOWN URGENT CARE PLLC		5			5
SAFETY HARBOR SENIOR LIVING			5	100%	5
OHIO DEPARTMENT OF HEALTH			5	100%	5
URGENT CARE OF ERWIN		5			5
EAST BANK HOSPITAL - UNIVERSITY OF MINNESOTA MEDICAL CENTER			5	100%	5
REDMED OF CROSSTOWN		2	3	60%	5
THE RETREAT AT PORT ORANGE			5	100%	5
CVS MA1845POCT WILMINGTON		4	1	20%	5
GULF COAST VETERANS HCS PANAMA CITY OPC		5			5
PRECISION LABS LLC		2	3	60%	5

COVID-19: testing by laboratory

Data through Apr 4, 2021 verified as of Apr 5, 2021 at 09:25 AM

Data in this report are provisional and subject to change.

The numbers in the table below represent the number of Florida and non-Florida residents for whom test results were received by the Department of Health. A person can be tested by more than one laboratory and can have both positive and negative results. **Therefore, the sum of the numbers in each column will be larger than the total number of people tested.**

Reporting lab	Inconclusive	Negative	Positive	Percent positive	Total
THE UNIVERSITY OF VERMONT MEDICAL CENTER		4	1	20%	5
JUPITER ISLAND MEDICAL CLINIC INC		5			5
PRECISION DIAGNOSTICS INC - NJ		5			5
ATLANTIC SURGERY CENTER OF JACKSONVILLE BEACH		5			5
MINUTECLINIC DIAG OF IND, LLC #6553		5			5
DEPARTMENT OF HEALTH AND HUMAN SERVICES LANSING			5	100%	5
BROOKDALE NEW PORT RICHEY			5	100%	5
MINUTE CLINIC, LLC #1434		5			5
HAWTHORNE HEALTH AND REHABILITATION			5	100%	5
PATIENT FIRST - LEESBURG			5	100%	5
MIAMI CANCER INSTITUTE			5	100%	5
ADVENTHEALTH CAR CENTER APOPKA			5	100%	5
QUALITY MEDICAL CARE			5	100%	5
CVS TX7821POCT LEAGUE CITY		5			5
MINUTECLINIC DIAG OF IND, LLC #6910		5			5
MCKENZIE-WILLAMETTE MEDICAL CENTER LAB		5			5
MEDEXPRESS URGENT CARE - MBURG COMMONS		5			5
EGL GENETICS DIAGNOSTICS			5	100%	5
MOUNT SINAI BROOKLYN LABORATORY		4	1	20%	5
MINUTE CLINIC LLC #1909		5			5
PRINCIPLE HOSPICE SERVICE, LLC			5	100%	5
Life Care Center of Estero			5	100%	5
MAINE DEPARTMENT OF HEALTH AND HUMAN SERVICES			5	100%	5
SEACOAST PATHOLOGY PROFESSIONAL ASSOC		5			5
SONATA VERO BEACH		5			5
UW MEDICINE VIROLOGY LAB			5	100%	5
WOODHULL MEDICAL AND MENTAL HEALTH CTR		5			5
THE LITTLE CLINIC			5	100%	5
COLUMBIA MEMORIAL HOSPITAL LABORATORY		5			5
MY WELLNESS EXPRESS			5	100%	5
MC DIAGNOSTIC OF CONNECTICUT, PC #114		5			5
GENTLE HANDS MOBILE PHLEBOTOMY			5	100%	5
CVS OH2518POCT COLUMBUS		4	1	20%	5
WEST PACIFIC MEDICAL LABORATORY			5	100%	5
EAST CENTRAL FLORIDA OUT PATIENT IMAGING			5	100%	5
CVS AZ10150POCT PHOENIX		4	1	20%	5
URGENT TEAM - NASHVILLE		5			5
BAYSHORE LABORATORY		4	1	20%	5
ENT AND ALLERGY ASSOCIATES OF FLORIDA, LLC			5	100%	5
LABCORP UNSPECIFIED		5			5
FAMILY TREE DNA			5	100%	5
INFECTION CONTROL/ EMPHEALTH		3	2	40%	5
MARTHA A PRICE MD PA		2	3	60%	5
FHPG FAMILY MEDICAL CENTER OF TAMPA BAY		1	4	80%	5
ARC POINT LABS OF AUSTIN NORTH			5	100%	5
FORSYTH HOUSE			5	100%	5
ALPHADERA LABS, LLC			5	100%	5

COVID-19: testing by laboratory

Data through Apr 4, 2021 verified as of Apr 5, 2021 at 09:25 AM

Data in this report are provisional and subject to change.

The numbers in the table below represent the number of Florida and non-Florida residents for whom test results were received by the Department of Health. A person can be tested by more than one laboratory and can have both positive and negative results. **Therefore, the sum of the numbers in each column will be larger than the total number of people tested.**

Reporting lab	Inconclusive	Negative	Positive	Percent positive	Total
TANNER MEDICAL CENTER EAST AL		5			5
UPMC HEALTH SYSTEM		4	1	20%	5
TALLAHASSEE MEMORIAL HEALTHCARE			5	100%	5
CVS IL8751POCT CHICAGO		5			5
OURMED		4	1	20%	5
OWL NOW URGENT CARE			5	100%	5
PM PEDIATRICS OF BAYSIDE PLLC		5			5
SUTTER TRACY COMMUNITY HOSPITAL			5	100%	5
Walker BaptistMedCtr		4	1	20%	5
MINUTECLINIC DIAG OF IND LLC #6840		5			5
PELICAN LANDING		1	4	80%	5
Army Residence Community		5			5
JOE DIMAGGIO CHILDREN'S HOSPITAL		1	4	80%	5
CVS NC2771POCT CLAYTON		4	1	20%	5
SOUTH FLORIDA FAMILY HEALTH & RESEARCH CTR			5	100%	5
URGENT MED INC		3	2	40%	5
MEDEXPRESS URGENT CARE - MOUNTAIN HOME		4	1	20%	5
DAVENPORT PEDIATRICS PA		1	4	80%	5
MINUTECLINIC DIAGNOSTIC OF OHIO #6147		4	1	20%	5
DIAGNOSTECHS		4	1	20%	5
CELERION			5	100%	5
BEACH HOUSE		5			5
CARENOW URGENT CARE - CENTRAL AUSTIN		1	4	80%	5
MEDEXPRESS - WILMINGTON CONCORD PIKE		4	1	20%	5
MEASE CONTINUING CARE		3	2	40%	5
JACKSON SOUTH COMMUNITY HOSPITAL LAB			5	100%	5
LAKE NONA PEDIATRICS IN ASSOCIATION WITH NEMOURS		5			5
Enterprise Health and Rehabilitation Center		5			5
COPELAND MEDICAL CLINIC		3	2	40%	5
SOUTH BEND MEDICAL FOUNDATION			5	100%	5
CVS MA1095POCT AMHERST		4	1	20%	5
WALGREENS #04569		4	1	20%	5
AMERICAN MEDICAL RESPONSE - DENVER		2	3	60%	5
SIGNATURE URGENT CARE			5	100%	5
MINUTECLINIC DIAGNOSTIC OF SC, LLC #4		5			5
HEALTHCARE NETWORK OF SOUTHWEST FLORIDA			5	100%	5
MARINA ISLE ASSISTED LIVING		5			5
NIBHA MEDIRATTA MD PL			5	100%	5
FLORIDA HOSPITAL LAKE MARY		5			5
QUATRACOR PLLC		5			5
PAUL GRECO MD CONCIERGE MEDICAL SERVICES PL		5			5
ARKANSAS DEPARTMENT OF HEALTH			5	100%	5
LAKEVIEW HEALTHCARE SYSTEM LLC			5	100%	5
ADVENTHEALTH MEDICALGROUP PEDIATRICS AT ORLANDO		5			5
NORTHWOOD UNIVERSITY-BENNETT SPORTS CENTER		5			5
UNIVERSITY OF CHICAGO MEDICAL CENTER LAB			5	100%	5
CVS TX5877POCT PEARLAND		5			5

COVID-19: testing by laboratory

Data through Apr 4, 2021 verified as of Apr 5, 2021 at 09:25 AM

Data in this report are provisional and subject to change.

The numbers in the table below represent the number of Florida and non-Florida residents for whom test results were received by the Department of Health. A person can be tested by more than one laboratory and can have both positive and negative results. **Therefore, the sum of the numbers in each column will be larger than the total number of people tested.**

Reporting lab	Inconclusive	Negative	Positive	Percent positive	Total
Hiawatha Care Center		5			5
DISCOVERY VILLAGE AT STUART		2	3	60%	5
XRL SXF REF LAB		5			5
BEECHTREE MOLECULAR LAB LLC			5	100%	5
UNIVERSITY OF MIAMI / SCCC RESEARCH LABORATORY			5	100%	5
PIEDMONT HOSPITAL LAB			5	100%	5
CVS IN8669POCT INDIANAPOLIS		4	1	20%	5
MERCY URGENT CARE			5	100%	5
RUSH UNIVERSITY MEDICAL CENTER LABORATORY			5	100%	5
MEDEXPRESS URGENT CARE MURRYSVILLE		3	2	40%	5
ADVICE FOR OPTIMAL WELLNESS		2	3	60%	5
LABS PLUS LLC		5			5
NORTHERN MICHIGAN UNIVERSITY ATHLETICS		5			5
SEASIDE MANOR			5	100%	5
JOSEF SCHENKER, MD, PC		5			5
FLORIDA PRIMARY & SPECIALTY CARE		5			5
MINUTECLINIC LLC # 3401		5			5
QUEST DIAGNOSTICS PSC		1	4	80%	5
CVS TX10140POCT THE WOODLANDS		5			5
LPG PEDIATRICS AT CAPE CORAL		5			5
VILLAGES HEALTH, THE		4	1	20%	5
CVS HEALTH, #1994		4	1	20%	5
ELITE MEDICAL CENTER		1	4	80%	5
CVS SC1540POCT MYRTLE BEACH		4	1	20%	5
ST VINCENTS AMBULATORY CARE INC		3	2	40%	5
CVS NJ862POCT MARLBORO		5			5
BLUETAIL MEDICAL GROUP, LLC		4	1	20%	5
FRESENIUS MEDICAL CARE			5	100%	5
MEDICAL UNIVERSITY SC HOSPITAL			5	100%	5
INNOVATIVE COVID-DIVERSEY			5	100%	5
COOPER HOSPITAL/UNIVERSITY MEDICAL		5			5
CVS NV408817POCT LAS VEGAS		1	4	80%	5
FLORIDA PRIMARY CARE AND SPORTS MEDICINE INC		2	3	60%	5
FOUNDCARE, INC			5	100%	5
MINNESOTA DEPARTMENT OF HEALTH PUBLIC HEALTH LABORATORY DIVISION	1		4	80%	5
NORTHPORT MEDICAL CENTER LAB		5			5
ST JOHNS BIOMEDICAL LAB		5			5
AUGUSTA HEALTH			5	100%	5
HENDRY REGIONAL CONVENIENT CARE CENTER			5	100%	5
PEDIATRICS OF CENTRAL FLORIDA – POINCIANA		3	2	40%	5
LIVING WATERS MEDICAL CENTER			5	100%	5
CLEVELAND CLINIC MARTIN HEALTH NURSING & RESTORATIVE		5			5
WILSON PEDIATRICS			5	100%	5
LIFEPLUS HEALTHCARE GROUP INC		5			5
BAYCARE MEDICAL GROUP, INC		5			5
INVERNESS FAMILY CARE HIGH RISK PLLC			5	100%	5
CHAMPLAIN VALLEY PHYSICIANS HOSPITAL		3	2	40%	5

COVID-19: testing by laboratory

Data through Apr 4, 2021 verified as of Apr 5, 2021 at 09:25 AM

Data in this report are provisional and subject to change.

The numbers in the table below represent the number of Florida and non-Florida residents for whom test results were received by the Department of Health. A person can be tested by more than one laboratory and can have both positive and negative results. **Therefore, the sum of the numbers in each column will be larger than the total number of people tested.**

Reporting lab	Inconclusive	Negative	Positive	Percent positive	Total
TRUSTBRIDGE			5	100%	5
ORLANDO HEALTH PHYSICIAN GROUP			5	100%	5
SANTOS REHABILITATION CENTER INC			5	100%	5
CVS NC3853POCT BURLINGTON		4	1	20%	5
JOHN T MACKAY MD			5	100%	5
LAKE COUNTY DETENTION CENTER		3	2	40%	5
Highland Pines Health and Rehab		5			5
CVS MA2172POCT NORTH GRAFTON		5			5
CVS TN7698POCT KNOXVILLE		5			5
INDIAN RIVER PRIMARY CARE PA		5			5
NORTH SHORE HEMATOLOGY-ONCOLOGY ASSOCIATES, PC		5			5
MINUTECLINIC, LLC #7139		5			5
HENDRY/GLADES COUNTY HEALTH DEPARTMENT		4	1	20%	5
LAFAYETTE NURSING AND REHAB			5	100%	5
MEDICAL CENTER OF BLOUNTSTOWN			5	100%	5
PALATKA VA CBOC		4	1	20%	5
TGH URGENT CARE - WESTCHASE			5	100%	5
AHF PUBLIC HEALTH LABORATORY			5	100%	5
CVS SC5479POCT INDIAN LAND		5			5
MEDEXPRESS - COLLINSVILLE BELT LINE		3	2	40%	5
RURAL HEALTH CARE INC			5	100%	5
FIFTH AVENUE PEDIATRICS		3	2	40%	5
DIAMOND SPEEDWAY DIALYSIS		1	4	80%	5
MINUTECLINIC DIAGNOSTIC OF PENNSYLVANIA, LLD #1545		5			5
BOROPARK URGENT CARE		4	1	20%	5
URGENT CARE COASTAL GA			5	100%	5
CFP PHYSICIANS GROUP			5	100%	5
ABSOLUTE HEALTH		5			5
MINUTECLINIC, LLC #07852		4	1	20%	5
MEDEXPRESS URGENT CARE - BECKLEY CROSS		4	1	20%	5
VEIL VALLEY MEDICAL CENTER			5	100%	5
UF HEALTH PATHOLOGY LABORATORIES			5	100%	5
STEUBEN COUNTY PUBLIC HEALTH		5			5
UCF STUDENT HEALTH SERVICES LABORATORY		2	3	60%	5
MIAMI MEDICAL CONSULTANT PA			5	100%	5
BROWNE MEDICAL LLC		3	2	40%	5
INDIANA STATE DEPARTMENT OF HEALTH LABORATORIES			5	100%	5
CLINICAL CARE INC			5	100%	5
CVS MD1515POCT LEONARDTOWN		4	1	20%	5
HELIX KH UC			5	100%	5
PM PEDIATRICS OF SELDEN		3	2	40%	5
DICKSON MEDICAL ASSOCIATES PC PATH LAB		4	1	20%	5
FINLAY		1	4	80%	5
ST BARNABAS HOSPITAL		5			5
MINUTECLINIC DIAG OF IND, LLC #8645		5			5
DOCS URGENT CARE		1	4	80%	5
NOVANT HEALTH UVA		2	3	60%	5

COVID-19: testing by laboratory

Data through Apr 4, 2021 verified as of Apr 5, 2021 at 09:25 AM

Data in this report are provisional and subject to change.

The numbers in the table below represent the number of Florida and non-Florida residents for whom test results were received by the Department of Health. A person can be tested by more than one laboratory and can have both positive and negative results. **Therefore, the sum of the numbers in each column will be larger than the total number of people tested.**

Reporting lab	Inconclusive	Negative	Positive	Percent positive	Total
PEDIATRICS OF ALTAMONTE		5			5
KAILOS GENETICS INC		3	2	40%	5
GREENVILLE MEMORIAL HOSPITAL LAB			5	100%	5
FRESENIUS KIDNEY CARE SOUTH ORLANDO			5	100%	5
ADVANCED PEDIATRICS OF BOCA LLC			5	100%	5
EASTCHESTER PEDIATRIC MEDICAL GROUP		5			5
NHC HealthCare Anniston		5			5
PRINCETON BMC LABORATORY		5			5
MORGAN STANLEY HEALTH CENTER		5			5
KEYSTONE REHABILITATION AND HEALTH CENTER		1	4	80%	5
RHEA MEDICAL CENTER		5			5
CYPRESS CREEK MEDICAL CENTER			5	100%	5
QUINTON MEMORIAL HEALTH CARE CENTER		5			5
MIZELL MEMORIAL HOSPITAL			5	100%	5
APOLLO GARDENS RETIREMENT RESIDENCE CARE		5			5
CVS IN3975POCT JEFFERSONVILLE		3	2	40%	5
THE DOCTORS CENTER HEALTHCARE-SOUTHSIDE		1	4	80%	5
OCCMED SOLUTIONS		2	3	60%	5
MINUTECLINIC, LLC #1452		5			5
LEVY COUNTY SHERRIF'S DEPT			5	100%	5
AHC Decatur County		5			5
LEE COMMUNITY HEALTHCARE INC DUNBAR		5			5
RIVERVIEW ALF OPERATOR LLC			5	100%	5
SUNSHINE STATE DIALYSIS			5	100%	5
SCIENCE CARE			5	100%	5
DASCENA LABORATORY			5	100%	5
HELIX MEDICAL CENTERS		1	4	80%	5
PHYSICIANS IMMEDIATE CARE ELGIN			5	100%	5
MEDEXPRESS URGENT CARE LAVALE		5			5
CVS MINUTE CLINIC DIAGNOSTIC MED GRP OF CAL		5			5
NORTHSIDE GWINNETT HOSPITAL		4	1	20%	5
MINUTECLINIC, LLC #1431		4	1	20%	5
MID - FLORIDA PATHOLOGY LLC		1	4	80%	5
FLAGLER HEALTH SERVICES INC			5	100%	5
MILLER COUNTY HOSPITAL		5			5
FLORIDA DEPARTMENT OF HEALTH - INVERNESS		3	2	40%	5
BAPTIST HEALTH - TOWN CENTER			5	100%	5
UNIVERISTY OF MEMPHIS ATHLETIC TRAINI		5			5
REELFOOT FAMILY WALK IN CLINIC		4	1	20%	5
THONOTOSASSA COMMUNITY HEALTH CENTER		1	4	80%	5
MEDEXPRESS URGENT CARE FOX CHAPEL		5			5
Kroger 449 - The Little Clinic Mountain Park		4	1	20%	5
CVS MA1852POCT MEDWAY		5			5
MINUTECLINIC DIAGNOSTIC OF OHIO #2964		5			5
CAREHERE LCS- EUSTIS			5	100%	5
MD ANDERSON CANCER CENTER DI BAY AREA			5	100%	5
CENTRAL JERSEY URGENT CARE		5			5

COVID-19: testing by laboratory

Data through Apr 4, 2021 verified as of Apr 5, 2021 at 09:25 AM

Data in this report are provisional and subject to change.

The numbers in the table below represent the number of Florida and non-Florida residents for whom test results were received by the Department of Health. A person can be tested by more than one laboratory and can have both positive and negative results. **Therefore, the sum of the numbers in each column will be larger than the total number of people tested.**

Reporting lab	Inconclusive	Negative	Positive	Percent positive	Total
Kroger 099 - The Little Clinic Fort Collins		5			5
MINUTECLINIC, LLC #09202		4	1	20%	5
CITRUS HEALTH NETWORK INC		2	3	60%	5
MEDEXPRESS URGENT CARE - LOGAN		5			5
CVS PA10034POCT PITTSBURGH		5			5
COMPREHENSIVE CLINICAL RESEARCH, LLC			5	100%	5
CELEBRATION PEDIATRICS PA			5	100%	5
ELDER ALTERNATIVES INC		3	2	40%	5
ELITE CARE			5	100%	5
WESTMINSTER SHORES			5	100%	5
PEDIATRIC URGENT HEALTH CARE			5	100%	5
CVS NC5532POCT SUMMERFIELD		5			5
SJH			5	100%	5
INTERNAL MEDICINE & PRIMARY CARE ASSOCIATES, PLC			5	100%	5
WHITE WILSON MEDICAL CENTER - FWB		1	4	80%	5
PINECREST PEDIATRICS GROUP LLC			5	100%	5
MEDEXPRESS URGENT CARE - FREDERICK		5			5
BAPTIST HOSPITAL EMPLOYEE HEALTH OFF			5	100%	5
CARL R DARNALL ARMY MEDICAL CENTER			5	100%	5
CVS PA1379POCT LANSDALE		5			5
HILLSBOROUGH COUNTY HEALTH DEPARTMENT			5	100%	5
EAST SIDE CLINICAL LABORATORY		4	1	20%	5
CVS ME329POCT PORTLAND		5			5
PARADIGM LABORATORIES			5	100%	5
MASSASHUSETTS STATE LAB INSTITUTE		2	3	60%	5
LAKE MARY HEALTH AND REHABILITATION CENTER		1	4	80%	5
OMNICARE PHARMACY OFTEXAS 1, LP DBA OMNICARE		5			5
ALLIANCE FOR MULTISPECIALTY RESEARCH		5			5
Robert Wood Johnson University Hospital		4	1	20%	5
MEDEXPRESS URGENT CARE - WILLIAMSPORT		4	1	20%	5
NORTH DADE NURSING AND REHABILITATION CENTER			5	100%	5
Kennedy University Hospital		5			5
CVS TX8322POCT AUSTIN		5			5
MEDEXPRESS URGENT CARE- COLUMBIA HEIGH		5			5
OCHSNER MEDICAL CENTER			5	100%	5
LEHIGH REGIONAL MEDICAL CENTER LABORATORY		3	2	40%	5
CVS OH10893POCT PARMA		2	3	60%	5
MINUTECLINIC # 21110		3	2	40%	5
FLORIDA CLINICAL LABORATORY - BIOREFERENCE LABORATORIES		2	3	60%	5
WINCHESTER MEDICAL CENTER			5	100%	5
PUTNAM HOSPITAL CENTER LABORATORY		5			5
THE CLINIC OF PEDIATRICS & GI MEDICINE, INC			5	100%	5
COMMONS AT ORLANDO LUTHERAN TOWERS SNF			5	100%	5
AEL KNOXVILLE			5	100%	5
OPTUMCARE FLORIDA, LLC		3	2	40%	5
OHSU MOLECULAR MICROBIOLOGY LAB		4	1	20%	5
MD NOW MEDICAL CENTER INC			5	100%	5

COVID-19: testing by laboratory

Data through Apr 4, 2021 verified as of Apr 5, 2021 at 09:25 AM

Data in this report are provisional and subject to change.

The numbers in the table below represent the number of Florida and non-Florida residents for whom test results were received by the Department of Health. A person can be tested by more than one laboratory and can have both positive and negative results. **Therefore, the sum of the numbers in each column will be larger than the total number of people tested.**

Reporting lab	Inconclusive	Negative	Positive	Percent positive	Total
MANATEE COUNTY JAIL		4	1	20%	5
KETTERING HEALTH			5	100%	5
MEDEXPRESS URGENT CARE - SUMMERSVILLE, WEBSTER RD		4			4
MINUTECLINIC DIAG OF IND LLC #1138		3	1	25%	4
SOUTH FLORIDA RESEARCH ORGANIZATION			4	100%	4
JOHNNIE RUTH CLARKE LAB			4	100%	4
MEDEXPRESS URGENT CARE MARTINSBURG		2	2	50%	4
CIMA MEDICAL CENTER		3	1	25%	4
ASCENDI HOME HEALTH AGENCY INC			4	100%	4
ST LUCIE COUNTY HEALTH DEPARTMENT		3	1	25%	4
Metro West Nursing and Rehab			4	100%	4
CONSULATE HEATH CARE AT WEST ALTAMONTE			4	100%	4
GILCHRIST COUNTY HEALTH DEPT			4	100%	4
LIFEHOPE LABS			4	100%	4
MEADOWS AT CYPRESS GARDENS, THE		3	1	25%	4
NEMOURS CHILDREN'S CLINIC			4	100%	4
DEPARTMENT OF HEALTH AND HUMAN SERVICES DIVISION OF BEHAVIORAL HEALTH		1	3	75%	4
MINUTECLINIC DIAGNOSTIC MED GRP OF ORA		3	1	25%	4
TRIDENT BIOMETRICS		3	1	25%	4
SINAI PLAZA NURSING AND REHAB CENTER			4	100%	4
MD NOW URGENT CARE - DELRAY WEST			4	100%	4
COVENIENT CARE MEDICAL CLINIC			4	100%	4
Grace Rehabilitation of Vero Beach		4			4
COLONIAL MEDICAL CENTER-EAST ORLANDO			4	100%	4
BIOTEST PLASMA CENTER		4			4
CVS IN5696POCT FORT WAYNE		4			4
LOUISIANA DEPT. OF HEALTH AND HOSPITALS-INFECTIOUS DISEASE EPI SECTION			4	100%	4
JACKSONVILLE PEDIATRICS			4	100%	4
DEPARTMENT OF HEALTH AND HUMAN SERVICES		2	2	50%	4
WILLIAM A HINTON STATE LABORATORY INSTITUTE		1	3	75%	4
FCHC (OB)-DARWIN SQUARE CTR.			4	100%	4
NEW YORK PHYSICIANS LLP		4			4
L3HARRIS FAMILY MEDICAL CENTER			4	100%	4
URGENT CARE - OCONEE		2	2	50%	4
LAKESIDE HOSPITAL BELLE GLADE			4	100%	4
INTERMARKET FACILITY			4	100%	4
ST PETE DIRECT PRIMARY CARE		2	2	50%	4
Hillspring of Springboro		4			4
CORTLAND REGIONAL MEDICAL CENTER		4			4
LEESBURG REGIONAL MEDICAL CENTER URGENT CARE			4	100%	4
SANFORD SOUTH UNIVERSITY		4			4
WALGREENS #04176		3	1	25%	4
CAREATC, INC.			4	100%	4
PREMIER PEDIATRICS		1	3	75%	4
WALGREENS #06416		4			4
MEDEXPRESS URGENT CARE-SCOTT TOWNSHIP		3	1	25%	4
DEPARTMENT OF PATHOLOGY ROME MEMORIAL		3	1	25%	4

COVID-19: testing by laboratory

Data through Apr 4, 2021 verified as of Apr 5, 2021 at 09:25 AM

Data in this report are provisional and subject to change.

The numbers in the table below represent the number of Florida and non-Florida residents for whom test results were received by the Department of Health. A person can be tested by more than one laboratory and can have both positive and negative results. **Therefore, the sum of the numbers in each column will be larger than the total number of people tested.**

Reporting lab	Inconclusive	Negative	Positive	Percent positive	Total
PANCARE HEALTH - PONCE DE LEON			4	100%	4
CVS MA447POCT NORTHAMPTON		2	2	50%	4
Kroger 124 - The Little Clinic University		3	1	25%	4
AHC of Mckenzie		4			4
GASTROENTEROLOGY ASSOC OF PENSACOLA, PA		2	2	50%	4
REMEDY URGENT CLINIC		2	2	50%	4
CVS SC4122POCT TAYLORS		4			4
WYOMING PUBLIC HEALTH LAB			4	100%	4
BELLIN HEALTH LAB		1	3	75%	4
CVS MA2297677CV BOSTON		4			4
CVS TX8387POCT AUSTIN		4			4
H/L of WEst AShley Rhabilitation and Nursing Center		4			4
BETHPAGE EXTENDED HOURS CENTER		4			4
MED EXPRESS URGENT CARE PC - MARYLAND		3	1	25%	4
CVS MO5655POCT LIBERTY		1	3	75%	4
MICHIGAN HEALTH CLINIC LABORATORIES		3	1	25%	4
CELAL GUROL ERBAY, MD			4	100%	4
CENTERPLACE HEALTH, INC			4	100%	4
UNIVERISTY OF MIAMI			4	100%	4
RUSSELL SAGE COLLEGE WELLNESS CENTER		4			4
IMIC INC RESEARCH			4	100%	4
NEULIFE NEUROLOGICAL SERVICES LLC			4	100%	4
LAKE MARY PEDIATRICS			4	100%	4
CHILDREN'S MEDICAL GROUP		4			4
HCR ManorCare Greentree		4			4
MEDEXPRESS URGENT CARE - WAXAHACHIE, N HIGHWAY 77		2	2	50%	4
EXTENDICARE HEALTH & REHAB CENTER		4			4
ADVENTHEALTH NEW SMYRNA BEACH COMMUNITY HEALTH			4	100%	4
FAMILY MEDICAL CLINIC HOMESTEAD, LLC			4	100%	4
Mill Valley Care Center		4			4
MONTANA DEPARTMENT OF PUBLIC HEALTH & HUMAN SERVICES			4	100%	4
CAREWELL 202			4	100%	4
MINUTECLINIC #2797		4			4
CELEBRATION PEDIATRICS			4	100%	4
Bethany Health and Rehab		4			4
BAYSIDE URGENT CARE CENTER INC			4	100%	4
AIRCARE INTERNATIONAL		4			4
COMMUNITY HEALTH CENTER OF WEST PALM BEACH			4	100%	4
Park Ridge Nursing Center		3	1	25%	4
CARENOW URGENT CARE - WINTER SPRINGS		3	1	25%	4
MEDEXPRESS URGENT CARE - SOMERSET TOWNSHIP		4			4
CVS PA1193POCT JENKINTOWN		4			4
BETTERMED URGENT CARE			4	100%	4
MEDEXPRESS URGENT CARE- FORT WORTH N T		4			4
HARBOUR ISLAND PEDIATRICS LLC			4	100%	4
CVS OH3393POCT AURORA		3	1	25%	4
PEACEHEALTH LABORATORIES		3	1	25%	4

COVID-19: testing by laboratory

Data through Apr 4, 2021 verified as of Apr 5, 2021 at 09:25 AM

Data in this report are provisional and subject to change.

The numbers in the table below represent the number of Florida and non-Florida residents for whom test results were received by the Department of Health. A person can be tested by more than one laboratory and can have both positive and negative results. **Therefore, the sum of the numbers in each column will be larger than the total number of people tested.**

Reporting lab	Inconclusive	Negative	Positive	Percent positive	Total
MOBILE URGENT CARE			4	100%	4
Calusa Harbour			4	100%	4
UNION CITY MANOR NURSING CENTER		4			4
MEMORIAL HEALTH CARE SYSTEMS			4	100%	4
DEVANSH LAB WERKS		1	3	75%	4
POWERS PEDIATRICS			4	100%	4
FLORENCE - HUNTSVILLE HOSPITAL URGENT CARE		3	1	25%	4
PDL PHARMACY CORP			4	100%	4
OPTUM OF RED ROAD		4			4
MONTEFIORE MEDICAL CENTER LABS MONTEFIORE		3	1	25%	4
UNIVERSITY OF WASHINGTON MEDICAL CENTER (UWMC) EMERGENCY DEPT.			4	100%	4
REGIONAL MEDICAL CENTER BAYONET POINT			4	100%	4
DTR LABS		3	1	25%	4
KENTUCKY CABINET FOR HEALTH AND FAMILY SERVICES			4	100%	4
MEDEXPRESS URGENT CARE - MARKHAM STREE		3	1	25%	4
FAMILY MEDICINE AT WATERMAN		4			4
CHIPOLA QUICK CARE		1	3	75%	4
SOUTH FLORIDA PEDIATRIC PARTNERS			4	100%	4
FISHERMEN'S HOSPITAL			4	100%	4
ADVENTHEALTH MEDICAL GROUP COMMUNITY MEDICINE		3	1	25%	4
GENUS DIAGNOSTICS			4	100%	4
IMA MEDICAL CENTER OF OVIEDO			4	100%	4
MINNESOTA DEPARTMENT OF HEALTH LABORATORY	1		3	75%	4
BENEVA LAKES HEALTHCARE & REHAB CENTER			4	100%	4
DISCOVERY VILLAGE AT DEERWOOD			4	100%	4
MINUTECLINIC LLC (2335)		3	1	25%	4
REGIONAL MEDICAL LAB			4	100%	4
RAS MEDICAL SOLUTIONS, LLC		3	1	25%	4
CVS PA258POCT MCKEES ROCKS		4			4
BARTON MEMORIAL HOSPITAL		3	1	25%	4
HAVEN CUSTEAD CARE CENTER		1	3	75%	4
LEON MEDICAL CENTERS, LLC			4	100%	4
MEDEXPRESS URGENT CARE HUNTINGTON		4			4
ALVARO J DANGOND MD PA		4			4
MEDEXPRESS URGENT CARE, LANCASTER WEST		2	2	50%	4
MINUTECLINIC DIAGNOSTIC OF OHIO #5060		4			4
PHYSICIANS IMMEDIATE CARE AURORA			4	100%	4
PRESBYTERIAN FAMILY HEALTHCARE-KASEMAN		4			4
CAPTAIN JAMES A. LOVELL FEDERAL HEALTHCARE CENTER			4	100%	4
Heartland of Boynton Beach			4	100%	4
ASCENSION ST VINCENT'S MEDICAL CENTER		3	1	25%	4
MEDEXPRESS URGENT CARE - WEST ST PAUL, ROBERT ST S		3	1	25%	4
PANCARE HEALTH YOUNGSTOWN			4	100%	4
WALGREENS #03287		4			4
LATCHER LABORATORY OF A O FOX MEMORIAL		2	2	50%	4
NORTHSIDE HOSPITAL- CHEROKEE		3	1	25%	4
OVIEDO CHILDRENS HEALTH CENTER LLC		1	3	75%	4

COVID-19: testing by laboratory

Data through Apr 4, 2021 verified as of Apr 5, 2021 at 09:25 AM

Data in this report are provisional and subject to change.

The numbers in the table below represent the number of Florida and non-Florida residents for whom test results were received by the Department of Health. A person can be tested by more than one laboratory and can have both positive and negative results. **Therefore, the sum of the numbers in each column will be larger than the total number of people tested.**

Reporting lab	Inconclusive	Negative	Positive	Percent positive	Total
CORIZON HEALTH INC			4	100%	4
FLORIDA HEALTH CARE PLANS STIRLING CENTER			4	100%	4
SOUTHLAND SUITES OF LAKE LAND			4	100%	4
FLORIDA HOSPITAL ALTAMONTE		2	2	50%	4
Kroger 186 - The Little Clinic Holiday Manor		3	1	25%	4
CVS MO10053POCT SAINT PETERS		4			4
PATIENT FIRST - ALLENTOWN			4	100%	4
Kroger 959 - The Little Clinic Carmel		4			4
Brookcrest Nursing Home		4			4
ManorCare Rehabilitation Center- Decatur		4			4
CVS IL1170POCT JOLIET		4			4
USCG SECTOR ST PETE		1	3	75%	4
Sears Coastal Nursing and Rehab		4			4
CVS NC3803POCT MOORESVILLE		4			4
MINUTECLINIC DIAGNOSTIC OF WISCONSIN, LLC		4			4
DYNACARE LABORATORIES			4	100%	4
NDX-CORE LAB			4	100%	4
MAILBOX DIAGNOSTICS		2	2	50%	4
PM PEDIATRICS OF SELDEN PLLC		4			4
BLACK STALLION WALK IN AND EXERCISE CLINICS LLC		1	3	75%	4
ANY LAB TEST FAST CORP		3	1	25%	4
MD ANDERSON			4	100%	4
MARSHFIELD LABORATORIES			4	100%	4
MONROE COUNTY DEPT OF PUBLIC HEALTH ST		4			4
PARADISE VILLA ALF INCORPORATED		4			4
MINUTECLINIC DIAGNOSTIC OF PENNSYLVAN		3	1	25%	4
RIVER CITY MEDICAL ASSOCIATES INC			4	100%	4
FALLSBURG CHAI		4			4
Marian Manor, Inc		4			4
INSTANT MEDICAL CARE CENTER		3	1	25%	4
GENEVA GENERAL HOSPITAL LABORATORY		3	1	25%	4
AIREVAC INTERNATIONAL		4			4
IVY CREEK URGENT CARE OF ENTERPRISE			4	100%	4
PARKWAY DRUGS OF ONEIDA COUNTY NORTH I		3	1	25%	4
SunTerrace Health Care Center		3	1	25%	4
JFK INTERNAL MEDICINE FACULTY PRACTICE		2	2	50%	4
BAPTIST HEALTH MEDICAL CENTER			4	100%	4
INFINITI LABS INC			4	100%	4
DEPARTMENT OF HEALTH/ NEW YORK			4	100%	4
SOUTHWESTERN REGIONAL MEDICAL CENTER - TULSA		4			4
State Lab Unspecifd			4	100%	4
PORT ORANGE NURSING & REHAB			4	100%	4
Crowne Health Care of Montgomery		4			4
OMNICARE PHARMACY OF TEXAS 1		4			4
MEDICAL CENTER ENTERPRISE			4	100%	4
MIAMI COMMUNITY HEALTH CENTER INC		1	3	75%	4
MEDEXPRESS URGENT CARE - TULSA, S YALE AVE		4			4

COVID-19: testing by laboratory

Data through Apr 4, 2021 verified as of Apr 5, 2021 at 09:25 AM

Data in this report are provisional and subject to change.

The numbers in the table below represent the number of Florida and non-Florida residents for whom test results were received by the Department of Health. A person can be tested by more than one laboratory and can have both positive and negative results. **Therefore, the sum of the numbers in each column will be larger than the total number of people tested.**

Reporting lab	Inconclusive	Negative	Positive	Percent positive	Total
MEDEXPRESS URGENT CARE - TEAYS VALLEY		3	1	25%	4
CAREWELL URGENT CARE			4	100%	4
VIDANT MEDICAL CENTER			4	100%	4
AFFINITY URGENT CARE			4	100%	4
RML PHARMACY PC		4			4
PLAINVIEW PRIMARY CARE		4			4
CLINICAL PATHOLOGY LABORATORIES			4	100%	4
MINUTECLINIC DIAGNOSTIC OF MICHIGAN, P		4			4
FLORIDA CANCER SPECIALISTS AND RESEARCH		2	2	50%	4
CULLMAN REGIONAL URGENT CARE		3	1	25%	4
ADVENT HEALTH MEDICAL GROUP		3	1	25%	4
TARPON SPRINGS PEDIATRICS, LLC			4	100%	4
CVS GA5622POCT DALLAS		3	1	25%	4
CVS GA2279POCT SUWANEE		4			4
Health Care Center of Jacksonville			4	100%	4
MEDEXPRESS URGENT CARE- ALLISON PARK		2	2	50%	4
BROOKDALE WEST BOYNTON BEACH		4			4
ACCENT PHYSICIAN SPECIALISTS PA		4			4
MINUTECLINIC DIAG OF IND, LLC #6472		4			4
LAKE FOREST PARK OP CO LLC		4			4
Kroger 339 - The Little Clinic Highlands - Bardstown Road		4			4
MEDEXPRESS URGENT CARE-PASADENA		4			4
WOMEN'S CARE FLORIDA, LLC		4			4
CARE ONE PRIMARY CARE			4	100%	4
GO PATH LABORATORIES			4	100%	4
HEALTHQUEST, INC		3	1	25%	4
CVS MA507POCT LEOMINSTER		3	1	25%	4
ST. MARY'S HOSPITAL			4	100%	4
DERMATOLOGY SPECIALISTS OF FL - DR. JON WARD			4	100%	4
ARCPPOINT LABS OF FORT LAUDERDALE, FL CENTRAL		1	3	75%	4
MEDEXPRESS URGENT CARE, FAIRMONT		4			4
ROAN DRUG COMPANY LLC		4			4
CVS TX7288POCT DALLAS		4			4
MINUTECLINIC DIAG OF IND LLC #1367		4			4
Bon Secours Place		3	1	25%	4
Willowbrooke Court at Country House		4			4
MINUTE-CLINIC DIAGNOSTIC OF VIRGINIA, LLC #3949		4			4
PHYSICIANS QUALITY CARE			4	100%	4
ADVENT HEALTH - TUSKAWILLA		4			4
CRESTAR LABS		2	2	50%	4
ACCESS RECOVERY SOLUTIONS LLC			4	100%	4
CENTRAL FLORIDA INTERNAL OCCUPATIONAL AND		4			4
DEACONESS HOSPITAL			4	100%	4
PILGRIM PHARMACY INC		4			4
MEDEXPRESS - NEW CASTLE, DUPONT HWY		4			4
CVS IN7653POCT EVANSVILLE		3	1	25%	4
INTRACOASTAL LABS INC		4			4

COVID-19: testing by laboratory

Data through Apr 4, 2021 verified as of Apr 5, 2021 at 09:25 AM

Data in this report are provisional and subject to change.

The numbers in the table below represent the number of Florida and non-Florida residents for whom test results were received by the Department of Health. A person can be tested by more than one laboratory and can have both positive and negative results. **Therefore, the sum of the numbers in each column will be larger than the total number of people tested.**

Reporting lab	Inconclusive	Negative	Positive	Percent positive	Total
MEDEXPRESS URGENT CARE - LEDGEWOOD		3	1	25%	4
CULLMAN REGIONAL MEDICAL CENTER		3	1	25%	4
REHABILITATION CENTER OF WINTER PARK,THE			4	100%	4
AFTER HOURS PEDS			4	100%	4
ADVANCED URGENT CARE LLC		1	3	75%	4
UNC HOSPITAL/MCLENDON CLINICAL LABORATORIES			4	100%	4
HOME DOCS		2	2	50%	4
MEDAC AT PORTERS NECK			4	100%	4
CVS CT718POCT ANSONIA		4			4
MONROE URGENT CARE		3	1	25%	4
APOPKA FAMILY HEALTH CENTER		3	1	25%	4
BOND & STEELE CLINIC PA D/B/A BOND CLINIC PA		4			4
FAMILY MEDICINE AT WINTER PARK			4	100%	4
SMOKY MOUNTAIN URGENT CARE AND FAMILY MEDICINE CENTER			4	100%	4
FLORIDA HEART AND VASCULAR			4	100%	4
MINUTECLINIC, LLC, DBA MINUTECLINIC #4		4			4
EPI			4	100%	4
FHCP - ORMOND BEACH			4	100%	4
EXPRESS TESTING-ONE			4	100%	4
BUCKINGHAM PLACE ALF		4			4
ManorCare Health Services Camp Hill		4			4
RELIANT ACUTE CARE			4	100%	4
ELIZABETH CITY HEALTH & REHABILITATION		4			4
CVS MN6811POCT PLYMOUTH		4			4
CHIEFLAND MEDICAL CENTER LLC			4	100%	4
HEART OF FLORIDA HEALTH CENTER INC		1	3	75%	4
TMH PHYSICIAN PARTNERS SOUTHWOOD		1	3	75%	4
CVS AZ9210POCT SCOTTSDALE		4			4
OKLAHOMA STATE UNIVERSITY DIAGNOSTIC LAB			4	100%	4
SOUTHEASTERN REGIONAL MEDICAL CENTER			4	100%	4
MINUTECLINIC, LLC #5707		4			4
HARBORCHASE OF VILLAGES CROSSING			4	100%	4
NOT GIVEN		1	3	75%	4
GIEBEIG FAMILY MEDICINE PA			4	100%	4
HELIX DIAGNOSTIX		1	3	75%	4
DACH MAIN LAB			4	100%	4
MEDEXPRESS URGENT CARE - KOKOMO		4			4
MINUTE CLINIC DIAGNOSTIC OF VIRGINIA, LLC #6292		3	1	25%	4
TRUE HEALTH- HOFFNER		3	1	25%	4
PALM BEACH CANCER INSTITUTE			4	100%	4
MARK HOANG MD PA			4	100%	4
Lakeside Oaks Care Center			4	100%	4
LB Broen Home		4			4
UNIVERSITY OF MIAMI STUDENT HEALTH SERVICE			4	100%	4
ADVENTHEALTH GORDON		4			4
DIAGNOSTIC & MEDICAL SPECIALISTS OF GREENWICH		2	2	50%	4
SIGNATURE CARE EMERGENCY CENTER		2	2	50%	4

COVID-19: testing by laboratory

Data through Apr 4, 2021 verified as of Apr 5, 2021 at 09:25 AM

Data in this report are provisional and subject to change.

The numbers in the table below represent the number of Florida and non-Florida residents for whom test results were received by the Department of Health. A person can be tested by more than one laboratory and can have both positive and negative results. **Therefore, the sum of the numbers in each column will be larger than the total number of people tested.**

Reporting lab	Inconclusive	Negative	Positive	Percent positive	Total
Loretto Health and Rehabilitation Center		4			4
SHARP MEMORIAL HOSPITAL MICROBIOLOGY DEPT			4	100%	4
SONIC REFERENCE LABORATORY			4	100%	4
ADVENTHEALTH MEDICAL GROUP PEDIATRICS		1	3	75%	4
MEDEXPRESS URGENT CARE PLEASANT HILLS		3	1	25%	4
MENORAH MANOR			4	100%	4
STONE CLINICAL LABORATORIES OF FL LLC		4			4
MEDICINE SHOPPE #1306 THE		3	1	25%	4
THE OASIS ALF		4			4
LUVERNE HEALTH AND REHABILITATION		4			4
REFUGE A HEALING PLACE, THE			4	100%	4
SUMNER REGIONAL MEDICAL CENTER		3	1	25%	4
NATURE COAST PRIMARY CARE LAB LLC		1	3	75%	4
Westminster Manor		3	1	25%	4
CONSOLIDATED LABORATORY SERVICES			4	100%	4
NONA PEDIATRIC CENTER			4	100%	4
NORTH OKALOOSA CLINIC CORP		1	3	75%	4
URGENT CARE OF THE SMOKIES			4	100%	4
COMMUNITY PHYSICIANS OF NORTH PORT PA			4	100%	4
CAPITAL HEALTH LABORATORY INC			4	100%	4
MINUTECLINIC DIAGNOSTIC MED GRP OF SAN		3	1	25%	4
HAMPTON ALF AT 24TH ROAD LLC			4	100%	4
CVS MA394POCT SEEKONK		4			4
NYC PUBLIC HEALTH LABS			4	100%	4
WE CARE - CARNIVAL CRUISELINE		4			4
OHIO CVS STORES		3	1	25%	4
ENCOMPASS HOME HEALTH		4			4
NHC HealthCare, Pulaski		4			4
FLORIDA MEDICAL CLINIC -INTERNAL MED DADE CITY			4	100%	4
PRIMECARE		2	2	50%	4
LIFE CARE HOME HEALTH SERVICES LLC		1	3	75%	4
WELLMED AT FORT PIERCE		2	2	50%	4
AURORA BAYCARE UROLOGY			4	100%	4
GERALD CHAMPION REGIONAL MEDICAL CENTE		4			4
MEDEXPRESS URGENT CARE - SOUTH PARKERSBURG		4			4
JOSEPH SCHENKER MD PC		4			4
CVS AZ5026POCT MESA		4			4
MEDFIRST URGENT CARE			4	100%	4
WALGREENS #07034		4			4
GUTHRIE MEDICAL GROUP - CORNING		3	1	25%	4
ORANGE COUNTY HEALTH DEPARTMENT		2	2	50%	4
MEDEXPRESS - NEWARK		4			4
CVS CA9606POCT TEMECULA		4			4
CLINICAL CARE CENTER, INC			4	100%	4
Chestnut Park Rehabilitation and Nursing Center		4			4
MEDEXPRESS URGENT CARE - WALDORF, CRAIN HWY		4			4
Kroger 752 - The Little Clinic Central Station		3	1	25%	4

COVID-19: testing by laboratory

Data through Apr 4, 2021 verified as of Apr 5, 2021 at 09:25 AM

Data in this report are provisional and subject to change.

The numbers in the table below represent the number of Florida and non-Florida residents for whom test results were received by the Department of Health. A person can be tested by more than one laboratory and can have both positive and negative results. **Therefore, the sum of the numbers in each column will be larger than the total number of people tested.**

Reporting lab	Inconclusive	Negative	Positive	Percent positive	Total
WINDER NURSING INC DBA WINDER HEALTH CARE		4			4
CVS OH4499POCT LYNDHURST		2	2	50%	4
UF HEALTH PATHOLOGY LABORATORIES			4	100%	4
BAYLOR ESOTERIC AND MOLECULAR LAB			4	100%	4
CVS OH2342POCT WEST CHESTER		3	1	25%	4
CLINICAL ASSOCIATES OF ORLANDO LLC		4			4
MEDEXPRESS URGENT CARE - WICHITA, S SENECA ST		2	2	50%	4
GMR EVENT SERVICES LLC DBA CROWDRX		4			4
PHOEBE PUTNEY MEMORIAL HOSPITAL		4			4
MEDEXPRESS URGENT CARE - WESTFIELD, E MAIN ST		3	1	25%	4
SIGNATURE CARE MONTROSE		2	2	50%	4
BARRANCO CLINIC PA, THE	1	3			4
WESLEY CHAPEL INTERNAL MEDICINE AND PEDIATRICS			4	100%	4
INDUSTRY LAB DIAGNOSTIC PARTNERS			4	100%	4
MINUTECLINIC DIAGNOSTIC OF OHIO #6139		4			4
SKYLINE UROLOGY		4			4
PINELLAS POINT NURSING AND REHAB			4	100%	4
VITAL CARE URGENT CARE			4	100%	4
CAPE COD HOSPITAL			4	100%	4
Millennium Nursing & Rehab Center		4			4
Kroger 895 - The Little Clinic Green Hills		4			4
CVS CA8850POCT HUNTINGTON BEACH		3	1	25%	4
HUNT CLUB MEDICAL CARE			4	100%	4
MINUTECLINIC DIAG OF IND, LLC #10190		4			4
MINUTECLINIC DIAGNOSTIC OF VIRGINIA, LLC		4			4
FHPG TAMPA PRIMARY CARE			4	100%	4
UNIVERSITY OF MICHIGAN		2	2	50%	4
MINUTECLIINIC DIAGNOSTIC OF NORTH CARO		4			4
AIRPORT CLINIC			4	100%	4
CVS OH6149POCT UPPER ARLINGTON		2	2	50%	4
MINUTECLINIC DIAG OF IND, LLC #6648		3	1	25%	4
MINUTECLINIC OF NEVADA-2955 S FT APACH		4			4
MEMORIAL HEALTHCARE SYSTEM		1	3	75%	4
MINUTECLINIC MINUTECLINIC #3665		4			4
CVS SC2269POCT COLUMBIA		3	1	25%	4
Kroger 125 - The Little Clinic Castle Rock		3	1	25%	4
GRADY MEMORIAL HOSPITAL/MICRO			4	100%	4
CLINICAL LABORATORIES OF THE BUFFALO		3	1	25%	4
BOONES CREEK URGENT CARE		1	2	67%	3
CVS TX5807POCT PEARLAND		3			3
STRINGFELLOW MEMORIAL HOSPITAL		3			3
Kroger 592 - The Little Clinic Alexander Plaza		2	1	33%	3
HELIX BIOMEDICS LLC			3	100%	3
MINUTECLINIC DIAGNOSTIC OF TEXAS, LLC #7435		2	1	33%	3
ESTERO FIRE RESCUE		3			3
HEALTH AND WELLNESS URGENT CARE LLC			3	100%	3
MEDEXPRESS URGENT CARE - TOPEKA, SW WANAMAKER RD		3			3

COVID-19: testing by laboratory

Data through Apr 4, 2021 verified as of Apr 5, 2021 at 09:25 AM

Data in this report are provisional and subject to change.

The numbers in the table below represent the number of Florida and non-Florida residents for whom test results were received by the Department of Health. A person can be tested by more than one laboratory and can have both positive and negative results. **Therefore, the sum of the numbers in each column will be larger than the total number of people tested.**

Reporting lab	Inconclusive	Negative	Positive	Percent positive	Total
CROWNE HEALTH CARE OF FORT PAYNE		2	1	33%	3
SENTARA NORFOLK GENERAL HOSPITAL CENTRAL LAB			3	100%	3
ST LUKES HOSPITAL LABORATORY		2	1	33%	3
BROOKDALE SENIOR LIVING			3	100%	3
CLEARWATER		2	1	33%	3
OHIO DEPARTMENT OF HEALTH LABORATORY		2	1	33%	3
MEDEXPRESS URGENT CARE-ARLINGTON		2	1	33%	3
CVS MA920POCT CLINTON		3			3
SINAI POST ACUTE NURSING AND REHAB CE		3			3
LIFE CARE CENTER OF SKAGIT VALLEY		3			3
MANATEE URGENT CARE LLC			3	100%	3
NASON HOSPITAL			3	100%	3
Kroger 388 - The Little Clinic Braelinn Village		3			3
ADVANCED HEART CARE OF SOUTH FLORIDA		3			3
SCIENTIFIC LABORATORY DIVISION			3	100%	3
FIRST CARE - MIDDLESBORO			3	100%	3
HEARTLAND - CHARLESTON OF HANAHAN SC,		3			3
Grandview Health Care Center		3			3
BOLING, STEPHANIE		3			3
ALABAMA DEPT PUBLIC HEALTH			3	100%	3
AFFORDABLE PRIMARY CARE LLC		3			3
COL CROSSROAD		1	2	67%	3
NEBRASKA DEPARTMENT OF HEALTH AND HUMAN SERVICES			3	100%	3
CVS CA9803POCT RIVERSIDE		3			3
PICHARDO CLINIC, THE		1	2	67%	3
DOUGLASVILLE NURSING AND REHABILITATIO		3			3
GUTHRIE CORNING HOSPITAL LABORATORY		3			3
MEDFUSION		2	1	33%	3
SOMA MEDICAL CENTER PA #3 PALOMINO			3	100%	3
PROPATH			3	100%	3
Kennedy University Hospital -Wash Twp L		3			3
INTERNAL MEDICINE AND WOUND CARE SPECIALIST LLC		3			3
TAMPA INTERNATIONAL AIRPORT			3	100%	3
SIGNATURE CARE PFLUGERVILLE			3	100%	3
CENTRAL DUPAGE HOSPITAL			3	100%	3
DOCTORS HOSPITAL OF AUGUSTA		3			3
BRENTWOOD SENIOR LIVING AT ST PETE			3	100%	3
PREMIER MOBILE HEALTH SERVICES, LLC		1	2	67%	3
THE PATHOLOGY LABORATORY		1	2	67%	3
NORTH DAKOTA DEPT OF HEALTH MICROBIOLOGY		1	2	67%	3
ESCO DRUG CO INC		3			3
TAMPA		1	2	67%	3
ROYAL PALM RETIREMENT CENTRE		3			3
CENTRAL JERSEY URGENT CARE OF BROWN MI		3			3
SOFTCELL L-FORM LABORATORIES, LLC			3	100%	3
RICHMOND CITY DEPARTMENT OF PUBLIC HEALTH			3	100%	3
TOXUSALABS DBA CONNECTDX LABS		3			3

COVID-19: testing by laboratory

Data through Apr 4, 2021 verified as of Apr 5, 2021 at 09:25 AM

Data in this report are provisional and subject to change.

The numbers in the table below represent the number of Florida and non-Florida residents for whom test results were received by the Department of Health. A person can be tested by more than one laboratory and can have both positive and negative results. **Therefore, the sum of the numbers in each column will be larger than the total number of people tested.**

Reporting lab	Inconclusive	Negative	Positive	Percent positive	Total
CVS SC2497POCT LEXINGTON		3			3
CERTIVIA LABORATORIES			3	100%	3
Concordia Village of Tampa			3	100%	3
SACRED HEART HEALTH SYSTEMS INC			3	100%	3
MARION COUNTY FIRE RESCUE		3			3
CVS MI8091POCT FRASER		2	1	33%	3
CVS SC5471POCT LEXINGTON		2	1	33%	3
Village on the Green			3	100%	3
CVS AZ7841POCT TUCSON		3			3
NORTHCREST MEDICAL CENTER		1	2	67%	3
WALGREENS NO 19542		3			3
SKIPPACK MEDICAL LAB			3	100%	3
Magnolia Health and Rehab Center			3	100%	3
IOWA DEPARTMENT OF PUBLIC HEALTH			3	100%	3
BROOKDALE LAKE MARY			3	100%	3
WOODMARK AT UPTOWN ASSISTED LIVING		3			3
TMH PHYSICIAN PARTNERS BLOUNTSTOWN			3	100%	3
HALIFAX HEALTH CARE FOR WOMEN		3			3
MEDEXPRESS URGENT CARE - JEANNETTE		3			3
BREVARD FAMILY WALK IN CLINIC			3	100%	3
CVS TX3292POCT WYLIE		3			3
ELITE PRIMARY CARE OF WAYCROSS			3	100%	3
WHOLE CHILD PEDIATRICS			3	100%	3
USCG ABBOTT BINAXNOW		2	1	33%	3
RAPID MEDLAB (004MO)		2	1	33%	3
MEDEXPRESS URGENT CARE - LITTLE ROCK		2	1	33%	3
CVS GA5637POCT VILLA RICA		3			3
LOCH HAVEN PEDIATRICS			3	100%	3
Lebanon VAMC		2	1	33%	3
PIEDMONT FAYETTE HOSPITAL		2	1	33%	3
CAREHERE LLC			3	100%	3
LUCID LABORATORY SERVICES		3			3
CVS NC2749POCT CONCORD		3			3
SANFORD MOBILE LAB			3	100%	3
CLINICAL CARE ASSOCIATES, INC			3	100%	3
Rosedale Green		3			3
320 S TRANSIT ST		3			3
Gracemore Nursing and Rehab		3			3
MISSISSIPPI CARE CENTER OF DEKALB LLC		3			3
CVS PA7611POCT ALLISON PARK		3			3
BNC Medical Investors, LLC Berrien Nursing & Rehabilitation Center		3			3
EVENING PEDIATRICS INC		1	2	67%	3
MID-FLORIDA PATHOLOGY LLC - MOBILE UNIT # 3		1	2	67%	3
NORTHERN LIGHT LABORATORY		1	2	67%	3
NORTH BROWARD HOSPITAL DISTRICT HEALTHCARE FOR THE HOMELESS			3	100%	3
CVS CT288POCT BRISTOL		2	1	33%	3
MEDICAL SERVICES OF AMERICA HOME HEALTH		3			3

COVID-19: testing by laboratory

Data through Apr 4, 2021 verified as of Apr 5, 2021 at 09:25 AM

Data in this report are provisional and subject to change.

The numbers in the table below represent the number of Florida and non-Florida residents for whom test results were received by the Department of Health. A person can be tested by more than one laboratory and can have both positive and negative results. **Therefore, the sum of the numbers in each column will be larger than the total number of people tested.**

Reporting lab	Inconclusive	Negative	Positive	Percent positive	Total
WELLMED AT APOLLO BEACH BLVD		1	2	67%	3
CVS PA2687POCT EXTON		3			3
UHEALTH JACKSON URGENT CARE - CUTLER BAY		1	2	67%	3
TIFT REGIONAL HLTH SYSTEM, INC DBA SOU		3			3
PRISMA HEALTH MIDLANDS			3	100%	3
WOMACK ARMY MEDICAL CENTER			3	100%	3
MEDEXPRESS URGENT CARE - RICHMOND, W BROAD ST		3			3
ORCHID COVE DAYTONA			3	100%	3
PM PEDIATRICS OF BAYSIDE, PLLC - MANHASSET		3			3
ACCESS 365 URGENT CARE LLC		1	2	67%	3
CVS MA1945POCT HANOVER		3			3
CARESPOT-WELLINGTON			3	100%	3
THE OASIS BEACHSIDE		3			3
VA PRIMARY CARE ANNEX			3	100%	3
COMMUNITY HEALTH CENTERS INC			3	100%	3
APEX CLINICAL LABORATORIES INC		3			3
CVS AZ1720POCT QUEEN CREEK		3			3
AVALON MEDICAL GROUP		1	2	67%	3
ADVENTHEALTH MEDICAL GROUP PEDIATRICS AT APOPKA		3			3
SPARROW CENTRAL LAB			3	100%	3
MEDEXPRESS URGENT CARE - BECKLEY		1	2	67%	3
MEDICAL CENTER OF THE ROCKIES			3	100%	3
CVS TX7675POCT RED OAK		1	2	67%	3
MEDEXPRESS URGENT CARE-WILKINS TOWNSHIP, WILLIAM PENN HIGHWAY		3			3
EASTERN NEW MEXICO MEDICAL CENTER		3			3
RCA LABORATORY SERVICES LLC			3	100%	3
MINUTECLINIC LLC #5176			3	100%	3
SKR MEDICAL ADVISORS		3			3
PEDIATRICS BY THE SEA JOG RD OFFICE			3	100%	3
MINUTECLINIC DIAG OF IND, LLC #5369		2	1	33%	3
Englewood Health and Rehab			3	100%	3
CCRX OF NORTH CAROLINA, LLC		2	1	33%	3
ST. PETERSBURG PEDIATRICS- 38TH AVENUE			3	100%	3
EAST TENNESSEE CHILDREN'S HOSPITAL		2	1	33%	3
PATHOLOGY REFERENCE LAB LLC			3	100%	3
FOUR WINDS BEHAVIORAL HEALTH		3			3
CVS IL2297144CV CHICAGO		3			3
FLORIDA LABORATORY ANALYSIS, LLC			3	100%	3
FREDERICK MEMORIAL HOSPITAL			3	100%	3
VELOCITY CARE			3	100%	3
RAPID CITY RUGENT CARE			3	100%	3
CVS PA2688POCT COLLEGEVILLE		3			3
COMMUNICABLE DISEASE CONTROL/PUBLIC HEALTH EMERGENCY PREPAREDNESS			3	100%	3
Englewood Health Care Center		3			3
LAURELLWOOD NURSING CENTER		1	2	67%	3
BAPTIST PRIMARY CARE FERNANDINA BEACH			3	100%	3
Broadview Multi-Care Center		3			3

COVID-19: testing by laboratory

Data through Apr 4, 2021 verified as of Apr 5, 2021 at 09:25 AM

Data in this report are provisional and subject to change.

The numbers in the table below represent the number of Florida and non-Florida residents for whom test results were received by the Department of Health. A person can be tested by more than one laboratory and can have both positive and negative results. **Therefore, the sum of the numbers in each column will be larger than the total number of people tested.**

Reporting lab	Inconclusive	Negative	Positive	Percent positive	Total
WALGREENS #07502		3			3
CVS OH2486POCT NILES		1	2	67%	3
ADVANCE FAMILY PRACTICE LLC			3	100%	3
HEALGEN SCIENTIFIC			3	100%	3
ADVANCED PEDIATRICS			3	100%	3
NYU WINTHROP LABORATORY		3			3
CAMPAZZI CONCIERGE MEDICAL SERVICES		2	1	33%	3
ADVENTHEALTH MEDICAL GROUP ADULT AND SENIOR HEALTH			3	100%	3
CVS IL3163POCT OAK PARK		3			3
CABELL HUNTINGTON HOSPITAL CLINICAL LAB			3	100%	3
CVS MA969POCT PALMER		3			3
MINUTECLINIC DIAGNOSTIC OF PA LLC		3			3
Kroger 093 - The Little Clinic Stapleton		2	1	33%	3
STARMED FAMILY & URGENT CARE			3	100%	3
PIEDMONT NEWNAN HOSPITAL		3			3
OPTUM FLORIDA		2	1	33%	3
LEXINGTON MEDICAL CENTER		1	2	67%	3
MALABAR FAMILY PRACTICE		1	2	67%	3
SUN TERRACE HEALTH CARE CENTER			3	100%	3
FAMILY FIRST PEDIATRICS			3	100%	3
ROANE MEDICAL CENTER		2	1	33%	3
FLORIDA MENTOR-POINT WEST CLUSTER		3			3
Cleveland Clinic Weston			3	100%	3
CVS TX7156POCT RICHARDSON		3			3
CVS NJ837POCT MARLTON		3			3
WALGREENS #10264		3			3
MUNSON MEDICAL CENTER			3	100%	3
ADVENTHEALTH SEBRING- INFECTION CONTROL DEPARTMENT			3	100%	3
VICAR'S LANDING NURSING HOME		2	1	33%	3
NEXT BIO RESEARCH SERVICES, LLC		1	2	67%	3
NASSAU COUNTY HEALTH DEPARTMENT-FERNANDINA BEACH C		3			3
Oak Creek Terrace		3			3
CVS NJ715POCT WAYNE		3			3
COMMUNITY MEDICAL CENTER			3	100%	3
MEDEXPRESS URGENT CARE GREENSBURG		2	1	33%	3
CVS AZ9290POCT PHOENIX		3			3
GENDERXPRESS/PICTURE ME PERFECT IMAGING			3	100%	3
SOLERA SPECIALTY PHARMACY LLC		2	1	33%	3
MINUTECLINIC DIAGNOSTIC OF NEVADA-9586		2	1	33%	3
STEAMBOAT EMERGENCY CENTER			3	100%	3
WINDSOR AT OCALA		2	1	33%	3
PHYSICIANS MEDICAL CENTER		3			3
Kroger 768 - The Little Clinic Leestown Rd		2	1	33%	3
MEDEXPRESS URGENT CARE - ANDERSON		3			3
CARECENTER PHARMACY, LLC		3			3
LEESBURG COMMUNITY HEALTH CENTERS			3	100%	3
MONTANA PUBLIC HEALTH LAB			3	100%	3

COVID-19: testing by laboratory

Data through Apr 4, 2021 verified as of Apr 5, 2021 at 09:25 AM

Data in this report are provisional and subject to change.

The numbers in the table below represent the number of Florida and non-Florida residents for whom test results were received by the Department of Health. A person can be tested by more than one laboratory and can have both positive and negative results. **Therefore, the sum of the numbers in each column will be larger than the total number of people tested.**

Reporting lab	Inconclusive	Negative	Positive	Percent positive	Total
HELIX URGENT CARE			3	100%	3
TUFTS MEDICAL CENTER			3	100%	3
CORMEUM LAB SERVICES, LLC			3	100%	3
CVS IN6605POCT INDIANAPOLIS		2	1	33%	3
ADVANCED MEDICAL RESEARCH CENTER LLC			3	100%	3
YATES COUNTY PUBLIC HEALTH		3			3
SARASOTA IMMEDIATE CARE			3	100%	3
ADVENT HEALTH MEDICAL GROUP FAMILY MEDICINE			3	100%	3
OHIO HEALTH DOCTORS HOSPITAL			3	100%	3
MEDIC INFUSION PA		3			3
NORTH CAROLINA DEPT OF HEALTH & HUMAN SRVCS STATE LAB OF PUBLIC HEALTH			3	100%	3
WEST COCOA PHARMACY			3	100%	3
COMMUNITY HEALTH CENTERS OF PINELLAS, INC		1	2	67%	3
CANDLER HOSPITAL PATHOLOGY LABORATORY		2	1	33%	3
TRUE HEALTH – LAKE UNDERHILL		3			3
F W HUSTON MEDICAL CENTER SENIOR LIVIN		3			3
24TH WEAPONS OF MASS DESTRUCTION - CIVIL SUPPORT		3			3
WAL-MART STORES EAST LP		2	1	33%	3
HOUSTON METHODIST HOSPITAL			3	100%	3
HARBOUR'S EDGE		2	1	33%	3
Kroger 635 - The Little Clinic Dacula		3			3
Georgiana Health and Rehabilitation, LLC		3			3
NHC HealthCare, Cookeville		3			3
MAYO		1	2	67%	3
MOUNT SINAI AVENTURA DIAGNOSTIC CENTER			3	100%	3
SAVANNAH COVE		3			3
HIALEAH SHORES NURSING AND		2	1	33%	3
PREMIER PEDIATRICS LLC			3	100%	3
MEDICAL CENTER OF CENTRAL GEORGIA			3	100%	3
FELICIDAD MEDICAL CENTER INC			3	100%	3
CVS KS676POCT LAWRENCE		2	1	33%	3
SUPER HEALTH PHARMACY LLC		3			3
HARBORCHASE OF STUART			3	100%	3
CENTURY LINK SPORTS COMPLEX			3	100%	3
MARTIN MEDICAL CENTER INC		1	2	67%	3
NORTHEAST FLORIDA INTERNAL MEDICINE PA		3			3
CHILDREN'S HEALTHCARE OF ATLANTA AT EG		3			3
COVID PROCESSING SITE			3	100%	3
ARCPPOINT LABS OF ALTAMONTE SPRINGS		1	2	67%	3
ACL LABORATORIES INDUSTRIAL TOXICOLOGY			3	100%	3
NEMOURS CHILDRENS PRIMARY CARE HORIZON WEST			3	100%	3
SHANDS AT LAKE SHORE LAB		1	2	67%	3
Westside Terrace		3			3
MT CARMEL PHARMACY INC		3			3
HEPATOLOGY DIAGNOSTIC LAB			3	100%	3
Wynfield Park Health and Rehabilitation		3			3
VA OUTPATIENT CLINIC-NEW PORT RICHEY			3	100%	3

COVID-19: testing by laboratory

Data through Apr 4, 2021 verified as of Apr 5, 2021 at 09:25 AM

Data in this report are provisional and subject to change.

The numbers in the table below represent the number of Florida and non-Florida residents for whom test results were received by the Department of Health. A person can be tested by more than one laboratory and can have both positive and negative results. **Therefore, the sum of the numbers in each column will be larger than the total number of people tested.**

Reporting lab	Inconclusive	Negative	Positive	Percent positive	Total
CVS IL4778POCT EVANSTON		3			3
PRECIDENT FLORIDA		3			3
TEMPUS_LABS			3	100%	3
BAPTIST OUTPATIENT SERVICES			3	100%	3
ASPEN VALLEY HOSPITAL			3	100%	3
GULF COAST IMMEDIATE CARE CENTER		1	2	67%	3
Walgreens #5984		3			3
NORTHWEST FLORIDA CLINICAL LAB		1	2	67%	3
CVS MA1006POCT BROCKTON		3			3
MIDWAY SPECIALTY CARE RX LLC		1	2	67%	3
INTERCOASTAL FAMILY PRATICE		1	2	67%	3
FLORIDA HOSPITAL PHYSICIANS GROUP		1	2	67%	3
SUMMIT MEDICAL GROUP – WEST ORANGE		3			3
John Knox Manor Inc II		2	1	33%	3
TIFTON CARECONNECT URGENT CARE			3	100%	3
AKRON GENERAL MEDICAL CENTER MAIN		3			3
DOCTORS OFFICE OF NEW JERSEY		3			3
SEMINOLE FAMILY HEALTH CENTER		3			3
MEDEXPRESS URGENT CARE - DANVILLE		3			3
US SPECIALTY LABS			3	100%	3
VIRGINIA DEPARTMENT OF HEALTH DIVISION OF			3	100%	3
MED FUSION			3	100%	3
PREMIER CLINICAL RESEARCH INSTITUTE INC			3	100%	3
SAN JUAN REGIONAL MEDICAL CENTER		3			3
BROOKDALE OAKBRIDGE		1	2	67%	3
MINUTECLINIC, LLC #05814		3			3
CRISP REGIONAL HOSPITAL		3			3
BROOME COUNTY HEALTH DEPARTMENT		2	1	33%	3
CARENOW-ATASCOCITA			3	100%	3
WEILL CORNELL MEDICAL ASSOCIATES - EAST SIDE		3			3
NON-US			3	100%	3
MERCY HOSPITAL			3	100%	3
LRHS Florida Poly Tech		3			3
AVANTE INVERNESS		1	2	67%	3
Bainbridge Health and Rehab		3			3
CVS TX2876POCT PROSPER		3			3
MINUTECLINIC, LLC #07876		2	1	33%	3
Kroger 522 - The Little Clinic Gahanna		2	1	33%	3
CELEBRATION PRIMARY CARE ASSOCIATES LLC		3			3
MEDEXPRESS URGENT CARE NORWIN		3			3
MARRA'S PHARMACY		3			3
COASTAL SKIN SURGERY AND DERMATOLOGY PL		3			3
THOMAS LANGLEY			3	100%	3
CVS CA9485POCT MISSION VIEJO		3			3
BOSTON MEDICAL CENTER			3	100%	3
SERENADES BY SONATA		1	2	67%	3
BAPTIST HOSPITAL NURSING/PATIENT CARE			3	100%	3

COVID-19: testing by laboratory

Data through Apr 4, 2021 verified as of Apr 5, 2021 at 09:25 AM

Data in this report are provisional and subject to change.

The numbers in the table below represent the number of Florida and non-Florida residents for whom test results were received by the Department of Health. A person can be tested by more than one laboratory and can have both positive and negative results. **Therefore, the sum of the numbers in each column will be larger than the total number of people tested.**

Reporting lab	Inconclusive	Negative	Positive	Percent positive	Total
EAST NAPLES PEDIATRICS			3	100%	3
EASTMAN HEALTHCARE & REHAB		3			3
PEDIATRICS AND ADOLESCENT MEDICINE		2	1	33%	3
YORK HOSPITAL - LABORATORY			3	100%	3
EVERGREEN WOODS HEALTH & REHAB CENTER		2	1	33%	3
CALLE OCHO DIALYSIS			3	100%	3
ADVENT HEALTH - CENTRAL PASCO ER			3	100%	3
AZALEALAND NURSING HOME		3			3
NORTH SHORE HOSP. INFECTION CONTROL			3	100%	3
LIVINGSTON COUNTY DEPT OF HEALTH REPRO			3	100%	3
HOMELAND CENTER		3			3
CORTLAND COUNTY HEALTH DEPARTMENT		3			3
COVENANT PEDIATRICS		1	2	67%	3
DELAWARE PUBLIC HEALTH LABORATORY		1	2	67%	3
FLORIDA GASTROENTEROLOGY ASSOCIATES PA		3			3
Edward Hines, Jr. VA Hospital		2	1	33%	3
ALOHA HOME CARE LLC DBA ACCENTCARE HOME HEALTH OF		3			3
PARRISH MEDICAL CENTER-WAIVED TESTING		3			3
EXPEDIAN URGENT CARE			3	100%	3
CROSSROADS URGENT CARE PLLC		3			3
CVS NH2257POCT MANCHESTER		3			3
SKIN WELLNESS PHYSICIANS LLC		3			3
NEW YORK STATE DEPARTMENT OF HEALTH		1	2	67%	3
PREMIER FAMILY AND SPORTS MEDICINE		2	1	33%	3
MEMORIAL HERMANN			3	100%	3
AFC URGENT CARE/FARRAGUT			3	100%	3
CVS MA2401POCT MARSHFIELD		3			3
FRESENIUS KIDNEY CARE			3	100%	3
INTERNAL MEDICINE & PEDIATRICS WELLNESS CENTER			3	100%	3
MARYLAND STATE DEPT OF HEALTH	2		1	33%	3
MEDEXPRESS URGENT CARE - NORTH LITTLE		2	1	33%	3
PROMPT CARE OF CENTRAL FLORIDA LLC			3	100%	3
TAYLOR MANOR		1	2	67%	3
Fort Gaines Health and Rehab		3			3
DOCTOR 4 U CLINIC		1	2	67%	3
LPG PEDIATRICS AT LEHIGH ACRES		2	1	33%	3
LEVY COUNTY DEPT. OF PUBLIC SAFETY		1	2	67%	3
CVS IL2798POCT CHICAGO		1	2	67%	3
FLAGLER FAMILY MEDICINE PA			3	100%	3
CARENOW-LEBANON		1	2	67%	3
UNIVERSITY HEALTH SERVICES RIVER CAMPUS		2	1	33%	3
ERIE COUNTY PUBLIC HEALTH CLINICAL		3			3
MURFREESBORO MEDICAL CLINIC		3			3
Hunterdon Medical Center Laboratory		3			3
JUPITER INTERNAL MEDICINE AND ASSOCIATES			3	100%	3
2412 LEBANON PIKE		2	1	33%	3
GONZALEZ MD AND ASWAD MD HEALTH SERVICES			3	100%	3

COVID-19: testing by laboratory

Data through Apr 4, 2021 verified as of Apr 5, 2021 at 09:25 AM

Data in this report are provisional and subject to change.

The numbers in the table below represent the number of Florida and non-Florida residents for whom test results were received by the Department of Health. A person can be tested by more than one laboratory and can have both positive and negative results. **Therefore, the sum of the numbers in each column will be larger than the total number of people tested.**

Reporting lab	Inconclusive	Negative	Positive	Percent positive	Total
BAPTIST PRIMARY CARE, INC.		2	1	33%	3
ADVANCED URGENT CARE CENTER OF THE UPPER KEYS		1	2	67%	3
ONslow MEMORIAL HOSPITAL LABORATORY		3			3
SARASOTA PERSONAL MEDICINE		2	1	33%	3
CVS MO10151POCT SPRINGFIELD		2	1	33%	3
CVS MO5727POCT PLATTE CITY		3			3
LEGACY ER AND URGENT CARE			3	100%	3
TRINITY PEDIATRICS			3	100%	3
CVS PA4000POCT INDIANA		3			3
PANCARE HEALTH - FRANKLIN CO			3	100%	3
COVANCE CLS			3	100%	3
MEDEXPRESS-HOUSTON EAST FWY		1	2	67%	3
WALGREENS #04311		3			3
CROSSVILLE MEDICAL GROUP		1	2	67%	3
GREENTREE MEDICAL CENTER			3	100%	3
EXETER HOSPITAL		3			3
TIEHH BIOTERRORISM RESPONSE LAB			3	100%	3
SOUTH COUNTY MENTAL HEALTH CENTER INC			3	100%	3
BLACKWATER RIVER			3	100%	3
ASPIRUS WAUSAU HOSPITAL			3	100%	3
JS HEALTHCARE		2	1	33%	3
SOUTH MIAMI HOSPITAL			3	100%	3
DOCTORS HOSPITAL RENAISSANCE			3	100%	3
QUEST DIAGNOSTICS CLINICAL LABORATORIES INC		2	1	33%	3
ANN STORCK CENTER INC		3			3
CVS AZ7263POCT PHOENIX		3			3
TERRACE OF ST CLOUD, THE		2	1	33%	3
CHEROKEE COUNTY HEALTH AND REHAB CENTER		3			3
CVS PHARMACY INC DBA CVS/PHARMACY #10908		3			3
MINUTECLINIC DIAGNOSTIC OF NEW MEXICO LLC #7552		3			3
ADVENTHEALTH MEDICAL GROUP INTERNAL MEDICINE		2	1	33%	3
SOFTLAB			3	100%	3
MEDEXPRESS URGENT CARE - FORT SMITH		3			3
LOYOLA UNIVERSITY MEDICAL CENTER LABORATORY			3	100%	3
EFFINGHAM HOSP, INC, DBA EFFINGHAM HEALTH		3			3
CANOPY PEDIATRICS		3			3
NASSAU COUNTY HEALTH DEPARTMENT		3			3
Kroger 571 - The Little Clinic Hendersonville		1	2	67%	3
GARCIA MORALES NELSON			3	100%	3
WHITE EARTH IHS MAIN LAB		3			3
NOVANT HEALTH PRESBYTERIAN		2	1	33%	3
ORLANDO REGIONAL HEALTH SERVICES		1	2	67%	3
CVS SC2250POCT COLUMBIA		3			3
CONCENTRA - PLANTATION		3			3
URGENT DOC - URGENT CARE CLINIC			3	100%	3
Arbors at Marietta		3			3
CVS RI326POCT NORTH SMITHFIELD		3			3

COVID-19: testing by laboratory

Data through Apr 4, 2021 verified as of Apr 5, 2021 at 09:25 AM

Data in this report are provisional and subject to change.

The numbers in the table below represent the number of Florida and non-Florida residents for whom test results were received by the Department of Health. A person can be tested by more than one laboratory and can have both positive and negative results. **Therefore, the sum of the numbers in each column will be larger than the total number of people tested.**

Reporting lab	Inconclusive	Negative	Positive	Percent positive	Total
Kroger 448 - The Little Clinic Mason		3			3
ALLIANCE LABS @LRMC			3	100%	3
ACCESS HEALTH CARE		2	1	33%	3
PIEDMONT HENRY HOSPITAL, INC		3			3
VIRTUA MEMORIAL HOSPITAL BURLINGTON COUNTY		1	2	67%	3
TARRANT COUNTY PUBLIC HEALTH		3			3
NC STATE LABORATORY OF PUBLIC HEALTH		3			3
FULGENT GENETICS HOUSTON		3			3
OPENTRONS PRL		2	1	33%	3
EXCEL URGENT CARE OF NJ, LLC		1	2	67%	3
AMI ST FRANCIS HOSPITAL LABORATORY		2	1	33%	3
Kroger 387 - The Little Clinic Hubbards Lane		3			3
BETHESDA HOSPITAL EAST BLOOD GAS LAB			3	100%	3
SPRING LAKE REHABILITATION CENTER			3	100%	3
SCHIFF CENTER FOR LIVER DISEASES		1	2	67%	3
Kroger 758 - The Little Clinic Providence		3			3
SSM HEALTH ST LOUIS MICROBIOLOGY LABORATORY		1	2	67%	3
ADVICE FOR OPTIMAL WELLNESS, INC			3	100%	3
CVS OH4359POCT HUDSON		3			3
HOPE HEALTH CARE, LLC		3			3
NEWSTAR MEDICAL LABORATORIES		3			3
QUALITY LABORATORY SERVICE		2	1	33%	3
BRADENTON PHYSICIAN MEDICAL CENTER			3	100%	3
CORNERSTONE DRUG AND GIFT INC		3			3
SURETOX LABORATORY LLC		2	1	33%	3
LINCOLN MEDICAL CENTER		3			3
CVS PA1657POCT YORK		2	1	33%	3
BARONESS ERLANGER HOSPITAL		3			3
Lakeview Village		3			3
GROVES CENTER			3	100%	3
UNIVERSITY OF KANSAS MEDICAL CENTER			3	100%	3
BASCOM PALMER EYE INSTITUTE			3	100%	3
CVS MO8555POCT KANSAS CITY		3			3
FLORIDA MEDICAL ASSOCIATES		3			3
PINELLAS PARK HEALTH CENTER - PINELLAS CHD		1	2	67%	3
LEE CONVENIENT CARE AT SUMMERLIN			3	100%	3
ALLIED PHYSICIANS GROUP PLLC		3			3
SCRIPPS CLINIC MEDICAL			3	100%	3
MINUTECLINIC DIAGNOSTIC PA #3344		3			3
JOJAN PHARMA INC		3			3
ORLANDO AIRPORT DIALYSIS		3			3
CLINICA HISPANIA			3	100%	3
CVS CT750POCT ENFIELD		3			3
St. Josephs Hospital		1	2	67%	3
CVS NC7548POCT FUQUAY VARINA		2	1	33%	3
Maryfield Inc. dba Pennybyrn		3			3
MINUTECLINIC DIAGNOSTIC OF WISCONSIN,		3			3

COVID-19: testing by laboratory

Data through Apr 4, 2021 verified as of Apr 5, 2021 at 09:25 AM

Data in this report are provisional and subject to change.

The numbers in the table below represent the number of Florida and non-Florida residents for whom test results were received by the Department of Health. A person can be tested by more than one laboratory and can have both positive and negative results. **Therefore, the sum of the numbers in each column will be larger than the total number of people tested.**

Reporting lab	Inconclusive	Negative	Positive	Percent positive	Total
LAHEY CLINIC MEDICAL CENTER			3	100%	3
MEDEXPRESS URGENT CARE-CLOQUET		3			3
NEXTCARE WYOMING LLC			3	100%	3
SOUTH LAKE FAMILY HEALTH CENTER			3	100%	3
FAMILY TREE MEDICAL GROUP PA		2	1	33%	3
MEDEXPRESS URGENT CARE, HERMITAGE		1	2	67%	3
GREATER MOBILE URGENT CARE - SPRINGHILL			3	100%	3
MPG JACKSONVILLE ATLANTIC BLVD		1	2	67%	3
MANORCARE NURSING & REHABILITATION CENTER-NAPLES		3			3
HARBORCHASE OF GAINESVILLE			3	100%	3
Good Samaritan Society - Fairfield Glade		3			3
CTRS			3	100%	3
MEDEXPRESS URGENT CARE, CHAMBERSBURG		2	1	33%	3
AUSTIN PUBLIC HEALTH			3	100%	3
MINUTECLINIC, LLC #05891		2	1	33%	3
OMNI HEALTHCARE INC		1	2	67%	3
GYN PATH SERVICES			3	100%	3
CLARA MAASS TRANSITIONAL CARE UNIT		3			3
CVS PA7132POCT THORNDALE		3			3
PROHEALTH PRIMARY CARE - GLEN OAKS		3			3
BRANDON REGIONAL EMERGENCY CTR			3	100%	3
COOPER UNIVERSITY HOSPITAL LABORATORY		2	1	33%	3
MEDEXPRESS URGENT CARE - WILKES BARRE		2	1	33%	3
THE CENTER FOR DISCOVERY		3			3
NEBRASKA MEDICAL CENTER			3	100%	3
BRIGHAM AND WOMEN'S HOSPITAL			3	100%	3
MINUTECLINIC DIAG OF IND, LLC #6483		1	2	67%	3
SISD EMPLOYEE HEALTH CLINIC			3	100%	3
NORTHSIDE MEDICAL CENTER		3			3
OPTUM PRIMARY CARE - SILVER LAKES			3	100%	3
NORTH NAPLES HOSPITAL RESPIRATORY THERAPY DEPARTMENT			3	100%	3
BAPTIST HEALTH SURGERY CENTER AT NORTHPOINT			3	100%	3
LEE MEMORIAL HOSPITAL BLOOD GAS LAB			3	100%	3
MANATEE MEMORIAL HOSPITAL CLINICAL LABORATORY			3	100%	3
Kroger 627 - The Little Clinic Castleberry		2	1	33%	3
OLEAN GENERAL HOSPITAL		3			3
NOVA SOUTHEASTERN UNIVERSITY		2	1	33%	3
MID FLORIDA CLINICAL LABORATORY		2	1	33%	3
STARLING AT SAN JOSE			3	100%	3
IMMERSION RESIDENTIAL LLC			3	100%	3
Greystone Health Care Center		3			3
WYOMING DEPT OF HEALTH			3	100%	3
INSPIRA MEDICAL CENTER VINELAND LAB		2	1	33%	3
ADVENTHEALTH IMAGING LAKE NONA		1	2	67%	3
HELIX LW UC		1	2	67%	3
COLISEUM MED CTR LLC/COLISEUM MED CTRS		2	1	33%	3
MIDDLETON PEDIATRICS			3	100%	3

COVID-19: testing by laboratory

Data through Apr 4, 2021 verified as of Apr 5, 2021 at 09:25 AM

Data in this report are provisional and subject to change.

The numbers in the table below represent the number of Florida and non-Florida residents for whom test results were received by the Department of Health. A person can be tested by more than one laboratory and can have both positive and negative results. **Therefore, the sum of the numbers in each column will be larger than the total number of people tested.**

Reporting lab	Inconclusive	Negative	Positive	Percent positive	Total
CUMBERLAND MEDICAL CENTER INC		3			3
FAMILY CARE SPECIALISTS OF ORLANDO			3	100%	3
UNITY HEALTH AND REHABILITATION CENTER			3	100%	3
PUBLIC HEALTH TRUST OF MIAMI DADE COUNTY			3	100%	3
LIFELINK OF FLORIDA		1	2	67%	3
DEPARTMENT OF HEALTH AND ENVIRONMENTAL CONTROL			3	100%	3
NORTHSIDE HOSPITAL DULUTH		2	1	33%	3
SUNDALE NURSING HOME		3			3
Medilodge of Montrose		3			3
CVS MINUTE CLINIC DIAGNOSTIC MED GRP		3			3
WEST TN HEALTH MED NORTH		3			3
OPP HEALTH AND REHABILITATION		3			3
VIRGINIA DIVISION OF CONSOLIDATED LABORATORIES			3	100%	3
CVS CA9103POCT ESCONDIDO		3			3
CVS MO4850POCT SPRINGFIELD		3			3
MINUTECLINIC, LLC (CLINIC 10928)		3			3
MOBIL LAB FOR ALL INC		3			3
HILLVIEW LABORATORY			3	100%	3
FLORIDA HOSPITAL LABORATORIES		3			3
MEDEXPRESS URGENT CARE-CHIPPEWA		2	1	33%	3
MEDEXPRESS URGENT CARE, BELLE VERNON		3			3
BEEBE MEDICAL CENTER LABORATORY		3			3
PHYSICIANS CARE INC		1	2	67%	3
CVS IL8753POCT CHICAGO		3			3
ST. LUKE'S HOSPITAL - BETHLEHEM CAMPUS		1	2	67%	3
KISSIMMEE URGENT CARE		3			3
EMERALD TRACE		3			3
MEDICAL CITY DALLAS HOSPITAL			3	100%	3
LITTLE SPURS PEDIATRIC URGENT CARE		1	2	67%	3
CVS TN7144POCT BARTLETT		3			3
SOUTH BAY CORRECTIONAL FACILITY			3	100%	3
CVS IN6757POCT COLUMBUS		3			3
CAPTIAL REGIONAL MEDICAL CENTER			3	100%	3
MEDEXPRESS URGENT CARE - WHEELING		2	1	33%	3
ORLANDO HEALTH PHYSICIAN GROUP INC			3	100%	3
CVS IN6572POCT INDIANAPOLIS		3			3
CGH MEDICAL CENTER			3	100%	3
NEMOURS CHILDRENS PRIMARY CARE MAITLAND			3	100%	3
ADRIANA M CASTRO MD PA		3			3
DAYTON CHILDRENS HOSPITAL LAB			2	100%	2
ROCKWALL URGENT CARE			2	100%	2
CVS NJ1927POCT GREEN BROOK		2			2
STANFORD HEALTH CARE ANATOMIC PATHOLOGY & CLINICAL LAB			2	100%	2
BERNHARDT LABORATORIES INC			2	100%	2
BIRMINGHAM INTERNAL MEDICINE ASSOCIATE		1	1	50%	2
JUST BELIEVE RECOVERY CENTER			2	100%	2
MIAMI DADE MEDICAL RESEARCH INSTITUTE			2	100%	2

COVID-19: testing by laboratory

Data through Apr 4, 2021 verified as of Apr 5, 2021 at 09:25 AM

Data in this report are provisional and subject to change.

The numbers in the table below represent the number of Florida and non-Florida residents for whom test results were received by the Department of Health. A person can be tested by more than one laboratory and can have both positive and negative results. **Therefore, the sum of the numbers in each column will be larger than the total number of people tested.**

Reporting lab	Inconclusive	Negative	Positive	Percent positive	Total
ALL PEDIATRIC CARE PA			2	100%	2
PT&J REHAB LLC		1	1	50%	2
Covington Care Nursing and Rehabilitation		2			2
SUNSHINE PHARMACY		2			2
METHODIST MANSFIELD MEDICAL CENTER			2	100%	2
MEMORIAL HEALTH SYSTEM		1	1	50%	2
VAULT HEALTH			2	100%	2
MINUTECLINIC DIAGNOSTIC MEDICAL		2			2
FLORIDA MEDICAL CENTER			2	100%	2
MAGNOLIA MANOR OF COLUMBUS		2			2
CONWAY MEDICAL CENTER			2	100%	2
PM PEDIATRICS OF BAYSIDE, PLLC - RIVE		2			2
PEDIATRIC HEALTH CARE		1	1	50%	2
EAST CORE LAB			2	100%	2
ST JOSEPHS HOSPITAL PATHOLOGY LAB		2			2
GASTROENTEROLOGY ASSOCIATES			2	100%	2
DOCTORS CARE OF PALM COAST			2	100%	2
SOUTHEASTERN IMMEDIATE CARE- MILLEDGEVILLE GA			2	100%	2
MAINE CENTER FOR DISEASE CONTROL AND PREVENTION			2	100%	2
LIFETIME FAMILY URGENT CARE			2	100%	2
Edinboro Manor		2			2
MED-LAKE LABORATORY, LLC			2	100%	2
MINUTECLINIC DIAGNOSTIC, PA #10252		2			2
MARCO ISLAND MEDICAL CENTER			2	100%	2
COX HEALTH SOUTH LAB		1	1	50%	2
CREATIVE HEALTH CENTER			2	100%	2
Luther Acres Manor		2			2
FLORIDA MEDICAL CLINIC RADIOLOGY DALE MABRY		2			2
QUEST DIAGNOSTICS INCORPORATED			2	100%	2
MEDEXPRESS URGENT CARE-SELINGSGROVE		2			2
FLORIDA MEDICAL CLINIC, LLC			2	100%	2
Kroger 672 - The Little Clinic Bill Kennedy & Glenwood		2			2
PIEDMONT WALTON HOSPITAL		2			2
STAGES OF LIFE MEDICAL INSTITUTE			2	100%	2
ENVOY OF FORK UNION, LLC DBA ENVOY AT THE VILLAGE		2			2
AFC URGENT CARE CLEVELAND			2	100%	2
Stillwater Healthcare		2			2
INTERNAL MEDICINE ASSOCIATES-DUNELLON			2	100%	2
HOME CARE PHARMACY OF PALM COAST INC		2			2
GULF COAST REGIONAL MEDICAL CARE		2			2
WELLSTAR ATLANTA MEDICAL CENTER LABORA		2			2
AL MANI HEALTH INSTUTUTE		2			2
MERCY HEALTH LAB		1	1	50%	2
SOUTHERN TENNESSEE MEDICAL CENTER			2	100%	2
CLEVELAND CLINIC FLORIDA LABORATORY			2	100%	2
BROOKSVILLE DIALYSIS			2	100%	2
ACCESS MEDICAL GROUP OF FLORIDA CITY			2	100%	2

COVID-19: testing by laboratory

Data through Apr 4, 2021 verified as of Apr 5, 2021 at 09:25 AM

Data in this report are provisional and subject to change.

The numbers in the table below represent the number of Florida and non-Florida residents for whom test results were received by the Department of Health. A person can be tested by more than one laboratory and can have both positive and negative results. **Therefore, the sum of the numbers in each column will be larger than the total number of people tested.**

Reporting lab	Inconclusive	Negative	Positive	Percent positive	Total
PLAINS REGIONAL MEDICAL CENTER		2			2
AFC URGENT CARE GUNBARREL			2	100%	2
AMICUS MEDICAL CENTER LLC			2	100%	2
JOHN D. ARCHBOLD MEM. HOSPITAL			2	100%	2
UT PATH			2	100%	2
SIMMONS			2	100%	2
SPRINGFIELD HOSPITAL LABORATORY			2	100%	2
MC MEDICAL			2	100%	2
PM PEDIATRICS OF SELDEN, PLLC		2			2
LIFT HEALTH		2			2
MEDEXPRESS URGENT CARE - DERBY N ROCK		2			2
Timber Ridge Health Care Center			2	100%	2
GEISINGER MEDICAL CENTER		2			2
MEDEXPRESS URGENT CARE, HANOVER		2			2
NORTHSIDE FAMILY MEDICINE AND URGENT CARE (EAST COBB)		2			2
CORNERSTONE MEDICAL CARE OF BRANDON		2			2
FLORIDA MEDICAL CLINIC IM LUTz			2	100%	2
INTERNAL MEDICINE SPECIALISTS MEDICAL GROUP, PA		2			2
FIRST CHOICE MEDICAL PC			2	100%	2
BAYCARE OUTREACH LAB			2	100%	2
HCR MANOR CARE SERVICES OF FLORIDA III INC		2			2
INTEAM HEALTH, INC.			2	100%	2
INSPIRIT SENIOR LIVING			2	100%	2
BENEVA LAKES ASSISTED LIVING CENTER			2	100%	2
Harbert Hills Academy Nursing Home		2			2
HOME ACCESS HEALTH			2	100%	2
Kroger 328 - The Little Clinic Henderson Road		2			2
BFT LAB			2	100%	2
DUBOIS CONTINUUM OF CARE COMMUNITY INC		2			2
Advanced Rehabilitation and Healthcare of Wichita Falls		2			2
COLD SPRING HILLS CENTER FOR NURSING A		2			2
LAWRENCE GENERAL HOSPITAL			2	100%	2
BIONIC TECHNOLOGIES CORPORATION			2	100%	2
FLORIDA SCHOOL FOR THE DEAF & BLIND			2	100%	2
TWELVE OAKS RECOVERY CENTER			2	100%	2
NEW YORK UNIVERSITY MEDICAL CENTER			2	100%	2
GREEN POINT RX INC DBA ALTRU CHEMISTS		2			2
HAMILTON MEDICAL CENTER LABORATORY			2	100%	2
Crowne Health Care of Greenville		2			2
CVS IL2788POCT BUFFALO GROVE		2			2
MIDDLE TENN MENTAL HEALTH INSTITUTE		2			2
CROSSROADS			2	100%	2
Sevierville Health and Rehabilitation		2			2
NORTHSIDE FAMILY MEDICINE AND URGENT CARE (HOLLY SPRINGS)		2			2
Kroger 412 - The Little Clinic Oxford		2			2
POMERENE HOSPITAL			2	100%	2
WILLOW CREEK RETIREMENT CENTER		2			2

COVID-19: testing by laboratory

Data through Apr 4, 2021 verified as of Apr 5, 2021 at 09:25 AM

Data in this report are provisional and subject to change.

The numbers in the table below represent the number of Florida and non-Florida residents for whom test results were received by the Department of Health. A person can be tested by more than one laboratory and can have both positive and negative results. **Therefore, the sum of the numbers in each column will be larger than the total number of people tested.**

Reporting lab	Inconclusive	Negative	Positive	Percent positive	Total
MEMORIAL HOSPITAL OF SOUTH BEND			2	100%	2
CARE 365			2	100%	2
Kroger 441 - The Little Clinic Middletown		2			2
Lynwood		2			2
HOUSTON HEALTH DEPARTMENT - BUREAU OF LABORATORY SERVICES			2	100%	2
NORTH MCALLEN PEDIATRIC CENTER			2	100%	2
ADVANCED MEDICAL CARE			2	100%	2
UVA HEALTH SYSTEM MEDICAL LABORATORIES			2	100%	2
DELAWARE DIAGNOSTICS LABS			2	100%	2
UNITED MEMORIAL MEDICAL CENTER			2	100%	2
MEDEXPRESS URGENT CARE - LINCOLN VILLA		2			2
HOPE HEALTH & WELLNESS		2			2
DEBORAH HEART AND LUNG CENTER		2			2
Imboden Creek Living Center		2			2
PROSPECT URGENT CARE			2	100%	2
Durham VAMC		2			2
SENDER RETREAT ADULT DAY CARE CENTERS			2	100%	2
HEALTH PARTNERS REGIONAL HOSPITAL			2	100%	2
UHEALTH CARDIOLOGY			2	100%	2
ALL 4 KIDZ PEDIATRICS		2			2
SENECA HEALTH CARE CENTER		2			2
CVS AZ33POCT TEMPE		2			2
Jackson Health Care Facility			2	100%	2
VISITING PHYSICIANS OF THE TREASURE COAST LLC			2	100%	2
BAYCARE OUTREACH LAB WH SOUTH			2	100%	2
University Plaza Rehabilitation and Nursing			2	100%	2
COLONIAL VILLA GOOD SAMARITAN CENTER		2			2
MEDEXPRESS URGENT CARE - LAWRENCE		2			2
CARE NOW DENTON			2	100%	2
ManorCare Rehab Center of Marietta		2			2
MORRISTOWN MEMORIAL HOSPITAL		2			2
VIRGINIA DEPT OF HEALTH OFFICE OF EPIDEMIOLOGY			2	100%	2
UHEALTH CORAL SPRINGS			2	100%	2
PHYSICIANS PREMIER			2	100%	2
ORLANDO COVID TEST , LLC		1	1	50%	2
CVS M05724POCT KANSAS CITY		2			2
JEFFERSON WASHINGTON TOWNSHIP HOSPITAL		2			2
NEW GEN LABS			2	100%	2
MOBILE COUNTY HEALTH DEPARTMENT		1	1	50%	2
EXCELTOX LABORATORIES LLC		2			2
BROOKDALE ALTAMONTE SPRINGS			2	100%	2
CARESPOT URGENT CARE		1	1	50%	2
SOUTHEAST GEORGIA HEALTH SYSTEM			2	100%	2
UNIVERSITY OF MIAMI SCCC RESEARCH LABORATORY			2	100%	2
UF KANAPAHA LAB BEAKER		2			2
WEAKLEY COUNTY REHAB AND NURSING CENTER		2			2
CVS NE2741POCT LA VISTA		2			2

COVID-19: testing by laboratory

Data through Apr 4, 2021 verified as of Apr 5, 2021 at 09:25 AM

Data in this report are provisional and subject to change.

The numbers in the table below represent the number of Florida and non-Florida residents for whom test results were received by the Department of Health. A person can be tested by more than one laboratory and can have both positive and negative results. **Therefore, the sum of the numbers in each column will be larger than the total number of people tested.**

Reporting lab	Inconclusive	Negative	Positive	Percent positive	Total
INA		1	1	50%	2
CVS HEALTH, #5962		2			2
CVS MO8581POCT BLUE SPRINGS		1	1	50%	2
ADVENTHEALTH IMAGING PARTIN SETTLEMENT			2	100%	2
PREMIER MEDICAL LABORATORY			2	100%	2
BAYCARE LABORATORIES			2	100%	2
BOND COMMUNITY HEALTH CENTER			2	100%	2
CDK LIBERTY ENTERPRISES, LLC		2			2
CVS OH6185POCT PICKERINGTON		2			2
ISLAND NURSING HOME		1	1	50%	2
EDGEWATER RETIREMENT MANOR			2	100%	2
CHESTERFIELD HEALTHCARE GROUP, INC		2			2
NORTHWEST MEDICAL CENTER LABORATORY		2			2
Tidelands Health Rehabilitation Hospital			2	100%	2
MAURY REGIONAL MEDICAL CENTER		2			2
Kroger 739 - The Little Clinic La Grange Road		2			2
MEDEXPRESS URGENT CARE - BROOKHAVEN		2			2
ST JOSEPH'S HOSPITAL INC			2	100%	2
AUSTIN REGIONAL CLINIC MICROBIOLOGY LAB			2	100%	2
LAKE SUCCESS EXTENDED CARE		2			2
PLANT CITY FAMILY CARE		2			2
Oakmont of Katy Nursing and Rehabilitation		2			2
ACCESS LABORATORIES LLC			2	100%	2
MEDERI CARETENDERS		1	1	50%	2
NATIONWIDE LABORATORY SERVICES		1	1	50%	2
MARYWOOD NURSING CARE CENTER		2			2
VILLAGES HEALTH SYSTEM, LLC, THE			2	100%	2
MEASE MANOR MEMORY CARE		2			2
CVS IN6559POCT AVON		2			2
RIVERVIEW MEDICAL CLINIC		2			2
RAJ K PAI MD PA			2	100%	2
Kroger 745 - The Little Clinic Somerset		2			2
COASTAL MEDICAL LAB			2	100%	2
ADVENTHEALTH MEDICAL GROUP FAMILY AND INTERNAL		1	1	50%	2
GRACE HEALTHCARE OF LAKE WALES		1	1	50%	2
ASPIRUS RIVERVIEW HOSPITAL & CLINICS INC		1	1	50%	2
Macon Valley Nursing and Rehabilitation Center		2			2
SUNBRIDGE CARE & REHAB FOR DECATUR		2			2
MEDEXPRESS URGENT CARE - SPRINGFIELD, COOLEY ST		2			2
PPD CLINICAL RESEARCH UNIT			2	100%	2
VALLEY BAPTIST MEDICAL CENTER: BROWNSVILLE			2	100%	2
DOCTOR'S IN-HOUSE LAB/COMMUNITY HEALTH CENTERS OF PINELLAS - JOHNNIE R			2	100%	2
ROYAL CARE MEDICAL CENTER			2	100%	2
TALLAHASSEE MEMORIAL HEALTHCARE FAMILY MED RESIDENCY			2	100%	2
HEALTH FIRST MEDICAL GROUP			2	100%	2
CVS NC4169POCT FAYETTEVILLE		2			2
CVS MD1490POCT GAITHERSBURG		2			2

COVID-19: testing by laboratory

Data through Apr 4, 2021 verified as of Apr 5, 2021 at 09:25 AM

Data in this report are provisional and subject to change.

The numbers in the table below represent the number of Florida and non-Florida residents for whom test results were received by the Department of Health. A person can be tested by more than one laboratory and can have both positive and negative results. **Therefore, the sum of the numbers in each column will be larger than the total number of people tested.**

Reporting lab	Inconclusive	Negative	Positive	Percent positive	Total
ADVENTIST HINSDALE HOSPITAL LABORATORY			2	100%	2
PEACE OF MIND REHAB CENTER		2			2
U OF MIAMI MILLER SCHOOL OF MEDICINE			2	100%	2
APC PEDIATRICS			2	100%	2
WHITESANDS OUTPATIENT TREATMENT		2			2
FLORIDA MEDICAL CLINIC CARDIOLOGY-ZH			2	100%	2
CATHOLIC HEALTH LABORATORY SERVICES		2			2
OAKMONT EAST- GREENVILLE SC, LLC		2			2
Wetumpka Health and Rehab, LLC		2			2
IM&P WELLNES CENTER			2	100%	2
WOMENS CARE FLORIDA LLC-LABORATORY		2			2
MEDEXPRESS URGENT CARE - CHERRY HILL		2			2
CARTER BLOOD CARE			2	100%	2
PUBLIC HEALTH LABORATORY	1		1	50%	2
AUGUSTA HEALTH SKILLED CARE			2	100%	2
BAYLOR COLLEGE OF MEDICINE			2	100%	2
IN AND OUT URGENT CARE			2	100%	2
MADISON HOSPITAL LABORATORY			2	100%	2
ASHLEY PEDIATRICS			2	100%	2
FLORIDA DEPARTMENT OF HEALTH PINELLAS COUNTY-			2	100%	2
Hackensack Univ Medical Center At Pasc		1	1	50%	2
MEDICAL CENTER LABORATORY			2	100%	2
Camellia Gardens		2			2
Greystone Nursing and Rehab, LLC			2	100%	2
ESCANDON DIAGNOSTIC CLINIC			2	100%	2
IN & OUT URGENT CARE METAIRIE			2	100%	2
PARKRIDGE MEDICAL CENTER			2	100%	2
EASTERN NEW MEXICO UNIVERSITY STUDENT		2			2
MOUNT SINAI MEDICAL CENTER OF FLORIDA, INC			2	100%	2
BAYSTATE MEDICAL CENTER		1	1	50%	2
HOLY TRINITY PHARMACY LLC		2			2
Garden Isle Healthcare and Rehabilitation Center		2			2
KJ MEDICAL PRACTICE PC		2			2
HUMC		1	1	50%	2
Kroger 549 - The Little Clinic Clinton Highway		2			2
Overton Brooks VAMC		2			2
TEXAS REGIONAL ASTHMA & ALLERGY CENTER			2	100%	2
CVS NV5286POCT HENDERSON		2			2
MELBOURNE URGENT CARE			2	100%	2
ARCPOINTLABS OF VIRGINIA BEACH		1	1	50%	2
Warren Center for Rehabilitation and Nursing		2			2
CENTRAL ARKANSAS VETERANS HEALTHCARE SYSTEM - VETERANS AFFAIRS			2	100%	2
SOMA MEDICAL CENTER P.A. #4			2	100%	2
CVS NH1004POCT SALEM		1	1	50%	2
MI Nursing Restorative Center		2			2
Waycross Health and Rehabilitation		2			2
Walgreens #10207		2			2

COVID-19: testing by laboratory

Data through Apr 4, 2021 verified as of Apr 5, 2021 at 09:25 AM

Data in this report are provisional and subject to change.

The numbers in the table below represent the number of Florida and non-Florida residents for whom test results were received by the Department of Health. A person can be tested by more than one laboratory and can have both positive and negative results. **Therefore, the sum of the numbers in each column will be larger than the total number of people tested.**

Reporting lab	Inconclusive	Negative	Positive	Percent positive	Total
MCGUFFEY HEALTH CARE CENTER INC		2			2
NORTHEAST FLORIDA HEALTH SERVICES, INC DBA FAMILY HEALTH SOURCE			2	100%	2
BIOMAT USA			2	100%	2
NATHAN LITTAUER HOSPITAL LAB		2			2
HAMILTON COUNTY HEALTH DEPARTMENT		2			2
The Laurels of Hendersonville		2			2
MEMORIAL HERMANN CONSOLIDATED LABORATORY SERVICES			2	100%	2
LABRADOR PRIMARY CARE CENTER			2	100%	2
SUMMERFIELD RETIREMENT LIVING, INC			2	100%	2
NORTH OKALOOSA PHYSICIAN GRP - WALK IN CLINIC			2	100%	2
UW HOSPITAL AND CLINICS		1	1	50%	2
RURAL/METRO MIDSOUTH,		2			2
Absolut Care at Three Rivers		2			2
DEER'S HEAD CENTER		2			2
CVS KY2332POCT GEORGETOWN		1	1	50%	2
GOUVERNEUR HOSPITAL LABORATORY		2			2
MEDEXPRESS URGENT CARE - BRIDGEVILLE		2			2
PARKLAND HEALTH & HOSPITAL			2	100%	2
BRANDYWYNE HEALTH CARE CENTER			2	100%	2
107TH PLACE GROUP HOME		2			2
CVS NV8784POCT LAS VEGAS		1	1	50%	2
MAYO CLINIC GROUP PRACTICE LABORATORY			2	100%	2
SOUTHEASTERN INSTITUTE OF RESTORATIVE MEDICINE		1	1	50%	2
Beth Sholom Home of Eastern Virginia		1	1	50%	2
DNA DIAGNOSTICS CENTER		2			2
Holiday Retirement Home			2	100%	2
VA OUTPATIENT PHARMACY			2	100%	2
LAKE BALDWIN			2	100%	2
MEDEXPRESS URGENT CARE - ROSS TOWNSHIP		2			2
Van Wert Manor		2			2
GALEN BAYLOR EXTENSION		2			2
SUNCOAST BLOOD BANK			2	100%	2
GINKGO-IXLAYER		2			2
MY PHARMACY			2	100%	2
MEDEXPRESS URGENT CARE - BENTON		2			2
FLORIDA MEDICAL CENTER OF CLEARWATER		2			2
SMITH NORTHVIEW HOSPITAL LAB			2	100%	2
CVS OH6167POCT ASHLAND		2			2
MINUTECLINIC DIAGNOSTIC PA #7110		2			2
UNIVERSITY OF MISSOURI HEALTH CARE			2	100%	2
CONCENTRA - ORLANDO SOUTH II		2			2
ST. JOSEPH REGIONAL MEDICAL CENTER			2	100%	2
GILA REGIONAL MEDICAL CENTER		2			2
The Friendly Home		2			2
RABI SINHA, MD		2			2
VALUE DRUGS BRONXVILLE INC		2			2
Manor At Perrysburg		2			2

COVID-19: testing by laboratory

Data through Apr 4, 2021 verified as of Apr 5, 2021 at 09:25 AM

Data in this report are provisional and subject to change.

The numbers in the table below represent the number of Florida and non-Florida residents for whom test results were received by the Department of Health. A person can be tested by more than one laboratory and can have both positive and negative results. **Therefore, the sum of the numbers in each column will be larger than the total number of people tested.**

Reporting lab	Inconclusive	Negative	Positive	Percent positive	Total
Lake Charles Healthcare LLC dba Landmark Lake Charles			2	100%	2
ST. ELIZABETH HEALTHCARE			2	100%	2
TRINITY DIALYSIS			2	100%	2
UC CORAL GABLES			2	100%	2
SACRED HEART HOSPITAL ON THE EMERALD			2	100%	2
RENFREW CENTERS INC		2			2
ALBUQUERQUE - AMG SPECIALTY HOSPITAL		2			2
NYU LANGONE HUNTINGTON MEDICAL GROUP		2			2
EXCEL URGENT CARE OF PARAMUS LLC		2			2
OUR LADY OF THE LAKE REGIONAL MEDICAL CENTER			2	100%	2
A G RHODES HOME AT WESLEY WOODS		2			2
COLUMBIA COTTAGE		2			2
NEMOURS CHILDRENS PRIMARY CARE			2	100%	2
CIGNA GATEWAY			2	100%	2
CONCENTRA - PLANT CITY		2			2
CVS NM7242POCT ALBUQUERQUE		2			2
SOUTHSIDE FAMILY MEDICAL		2			2
First Care Living Center/Essentia Health			2	100%	2
MASSENA HOSPITAL LABORATORY		2			2
INN AT LAPOSADA,THE			2	100%	2
OLYMPUS HEALTH AND PERFORMANCE			2	100%	2
BAPTIST HEALTHCARE - LAKEVIEW CENTER INC		2			2
DUKE HEALTH REGIONAL HOSPITAL			2	100%	2
CROSSROADS URGENT CARE DBA URGENT TEA		2			2
STOP URGENT CARE			2	100%	2
THE HOSPITAL OF PROVIDENCE EMERGENCY ROOM			2	100%	2
CPL LABS			2	100%	2
CEDARS-SINAI MEDICAL CENTER			2	100%	2
ONTARIO COUNTY PUBLIC HEALTH		2			2
WESTMINSTER SUNCOAST			2	100%	2
WISE HEALTH SYSTEM		1	1	50%	2
HELEN HAYES HOSPITAL LABORATORY		2			2
MEDAILLE COLLEGE WELLNESS CENTER		2			2
WELLNESS MEDICAL CLINIC			2	100%	2
UMASS MEMORIAL MEDICAL CENTER, INC		1	1	50%	2
BAYMEADOWS PRIMARY CARE		2			2
CVS NV5942POCT LAS VEGAS		2			2
FLORIDA PRIMARY CARE CENTER PA		2			2
PLASMA MED RESEARCH DBA		2			2
INSPIRE HEALTHCARE CENTER			2	100%	2
ORMOND BEACH URGENT CARE			2	100%	2
MEDEXPRESS URGENT CARE-BLOOMFIELD AVEN		2			2
TEQUESTA FAMILY MEDICAL CENTER LLC			2	100%	2
NEMOURS CHILDREN'S PRIMARY CARE OF VERO BEACH			2	100%	2
GENETIC ASSAYS INC			2	100%	2
Walgreens #9278		2			2
ACKERMAN CANCER CENTER		2			2

COVID-19: testing by laboratory

Data through Apr 4, 2021 verified as of Apr 5, 2021 at 09:25 AM

Data in this report are provisional and subject to change.

The numbers in the table below represent the number of Florida and non-Florida residents for whom test results were received by the Department of Health. A person can be tested by more than one laboratory and can have both positive and negative results. **Therefore, the sum of the numbers in each column will be larger than the total number of people tested.**

Reporting lab	Inconclusive	Negative	Positive	Percent positive	Total
MEASE COUNTRYSIDE HOSPITAL CARDIAC REH			2	100%	2
VALUE DRUGS GREENLAWN INC		2			2
Church Creek SNF			2	100%	2
THE EDGEWATER AND WATERMAN VILLAGE			2	100%	2
CVS AZ7075POCT CHANDLER		2			2
A+ URGENT/PRIMARY CARE			2	100%	2
UNIVERSITY OF MIAMI HOSPITALS & CLINIC			2	100%	2
Kroger 596 - The Little Clinic Brentwood		2			2
DURAND SENIOR CARE & REHAB CENTER		2			2
MIDDLEBURG PEDIATRICS			2	100%	2
ONE MEDICAL GROUP		1	1	50%	2
UNIVERSITY COMMUNITY HEALTH SERVICES		1	1	50%	2
Huntington Health Care and Rehabilitation Center		2			2
CHILDREN'S MEDICAL CENTER-EAST ORLANDO			2	100%	2
DRR JMC URGENT CARE DONALD ROSS			2	100%	2
PM PEDIATRICS OF BAYSIDE PLLC - BELLER		2			2
CSS- TWELVE OAKS			2	100%	2
ST JOHN'S RIVERSIDE HOSPITAL		2			2
PREVENTIVE HEALTH PARTNERS I L S C		2			2
VAULT MEDICAL SERVICES		1	1	50%	2
UNIVERSITY OF MARYLAND MEDICAL CENTER			2	100%	2
SPECIALTY LABORATORIES			2	100%	2
MEDICAL ASSOCIATES OF BREVARD LLC		1	1	50%	2
Iowa Veterans Home		2			2
Eugene J. Towbin Healthcare Center		2			2
CHI MEMORIAL PRIMARY CARE ASSOCIATES-A		2			2
PALM COAST DIALYSIS		2			2
Kroger 519 - The Little Clinic Georgesville Square		2			2
PM PEDIATRICS OF BAYSIDE PLLC - HOPEWELL JUNCTION		2			2
MEMORIAL HERMANN HOSPITAL			2	100%	2
Crestwood Nursing Center		1	1	50%	2
BAY CORRECTIONAL AND REHABILITATION FACILITY			2	100%	2
INTEGRATED REGIONAL LABS			2	100%	2
CVS CA9497POCT IRVINE		2			2
MAJESTIC GUARDIANS			2	100%	2
BRENTWOOD AT FORE RANCH			2	100%	2
LAB CORP OF AMER SAN DIEGO			2	100%	2
BROOKS -TLC HOSPITAL SYSTEM			2	100%	2
WALGREENS #15495		1	1	50%	2
PRONTO URGENT CARE			2	100%	2
MEDEXPRESS URGENT CARE - WICHITA, N MAIZE RD		1	1	50%	2
Tuscola County Medical Care Community		2			2
UNIVERSITY OF MN MEDICAL CENTER EAST CAMPUS			2	100%	2
MANSFIELD MEDICAL LODGE			2	100%	2
TWIN LAKES REHAB & HEALTHCARE		2			2
LACORP		1	1	50%	2
CVS OH3329POCT LAKEWOOD		2			2

COVID-19: testing by laboratory

Data through Apr 4, 2021 verified as of Apr 5, 2021 at 09:25 AM

Data in this report are provisional and subject to change.

The numbers in the table below represent the number of Florida and non-Florida residents for whom test results were received by the Department of Health. A person can be tested by more than one laboratory and can have both positive and negative results. **Therefore, the sum of the numbers in each column will be larger than the total number of people tested.**

Reporting lab	Inconclusive	Negative	Positive	Percent positive	Total
MAYO CLINIC BEACHES PRIMARY CARE CTR		2			2
MARCO ISLAND HOSPITAL INC D/B/A		1	1	50%	2
LabCorp of America			2	100%	2
Hartwell Health and Rehabilitation		2			2
NEW YORK PSYCHIATRIC INSTITUTE		2			2
BAYSHORE MEDICAL CENTER			2	100%	2
MEDLOGIC, LLC		2			2
Birchaven		2			2
FIRST PREVENTION AND DIALYSIS CENTER LLC			2	100%	2
WALGREENS #06583		2			2
CVS AZ5477POCT SURPRISE		2			2
Good Samaritan Society Waukon		2			2
CVS MINUTE CLINIC #5836		2			2
Kroger 687 - The Little Clinic Sugar Hill		1	1	50%	2
DESERT HOSPITAL/CPHU CLINICAL LABORATORY			2	100%	2
LAKEVIEW HEALTH CARE SYSTEM LLC			2	100%	2
PRIMARY HEALTH CARE ASSOCIATES INC			2	100%	2
Walgreens #12427		1	1	50%	2
MEDSTAR HARBOR HOSPITAL			2	100%	2
COUNTRY COTTAGE		2			2
ASCENSION ST MICHAEL'S HOSPITAL LAB		1	1	50%	2
STEWART ST ELIZABETH MEDICAL CENTER			2	100%	2
CVS OH4300POCT STRONGSVILLE		2			2
APPLECARE VALDOSTA			2	100%	2
JACKSONVILLE VA OPC			2	100%	2
NORTH COUNTRY FAMILY HEALTH CENTER INC		2			2
Alden Terrace of McHenry			2	100%	2
CVS CA9823POCT SACRAMENTO		2			2
LEXINGTON PLACE			2	100%	2
MERCY CONVENIENT CARE			2	100%	2
87TH MEDICAL GROUP – MCGUIRE AMBULATORY CARE FACILITY		2			2
RICHICHI FAMILY HEALTH			2	100%	2
KIDSVILLE PEDIATRICS IV PA		1	1	50%	2
NORTHWELL HEALTH			2	100%	2
Piney Grove Nursing and Rehabilitation Center		2			2
CVS NV2989POCT NORTH LAS VEGAS		1	1	50%	2
ANNE ARUNDEL MEDICAL CENTER			2	100%	2
CVS IL8750POCT CHICAGO		1	1	50%	2
MEDEXPRESS URGENT CARE - SPRINGDALE, S 40TH STREET		2			2
PINELLAS CHD - CLEARWATER		1	1	50%	2
LONG, SARAH		1	1	50%	2
CITRUS DERMATOLOGY			2	100%	2
SALEM VAMC		2			2
Bethel Lutheran Home		2			2
CHRISTUS SPOHN HOSPITAL			2	100%	2
CVS MA41POCT TAUNTON		2			2
THE RIM URGENT CARE			2	100%	2

COVID-19: testing by laboratory

Data through Apr 4, 2021 verified as of Apr 5, 2021 at 09:25 AM

Data in this report are provisional and subject to change.

The numbers in the table below represent the number of Florida and non-Florida residents for whom test results were received by the Department of Health. A person can be tested by more than one laboratory and can have both positive and negative results. **Therefore, the sum of the numbers in each column will be larger than the total number of people tested.**

Reporting lab	Inconclusive	Negative	Positive	Percent positive	Total
PRIMACARE MEDICAL LAKEWOOD			2	100%	2
LOWELL GENERAL HOSPITAL			2	100%	2
ROBERTS WESLEYAN COLLEGE HEALTH CENTE		2			2
HAILE MEDICAL GROUP PA		2			2
PUTNAM COUNTY PUBLIC HEALTH UNIT		2			2
CVS OH3980POCT KENT		2			2
NLC LABS			2	100%	2
BAPTIST HOSPITAL PRIMARY CARE GULF BREEZE			2	100%	2
C19 LABS			2	100%	2
CALIFORNIA DIVISION OF COMMUNICABLE DISEASE CONTROL			2	100%	2
Kroger 127 - The Little Clinic Lakewood-Alameda		2			2
WURLAND NURSING AND REHABILITATION, L		2			2
KIVA AT MOUNT DORA			2	100%	2
SHELL POINT HOME HEALTH			2	100%	2
RAPID MD			2	100%	2
Kroger 426 - The Little Clinic Suwanee		2			2
LIFESPRING COMMUNITY HEALTH		2			2
Providence VAMC		2			2
MERCY HEALTH			2	100%	2
URGENT CARE AND SURGERY CENTER			2	100%	2
SANTA ROSA COUNTY HEALTH DEPARTMENT			2	100%	2
LIFELINK TRANSPLANT INSTITUTE LAB		1	1	50%	2
CQUENTIA NGS, LLC			2	100%	2
WALKONCLINIC			2	100%	2
VA CBOC			2	100%	2
Mary Anna Nursing Home		2			2
WyndRidge Health & Rehabilitation		2			2
OPTUM PRIMARY CARE		1	1	50%	2
PRECISION CLINICAL RESEARCH			2	100%	2
WE CARE HOME HEALTH SOLUTIONS LLC			2	100%	2
TLC MEDICAL			2	100%	2
Florida Baptist Retirement Center		1	1	50%	2
Kroger 020 - The Little Clinic Wheat Ridge		2			2
MEDEXPRESS URGENT CARE - EWING		2			2
CVS SC7567POCT BOILING SPRINGS		1	1	50%	2
TENNESSEE DEPARTMENT OF HEALTH (TDH) - REGIONAL LABORATORY			2	100%	2
MINUTECLINIC DIAG OF IND, LLC #6908		2			2
PRIMARY CARE SERVICES AT EDGEWATER		2			2
THE WINDSOR ORTEGA		2			2
BELLIN HOSPITAL			2	100%	2
SUNNYSIDE MANOR		2			2
ADVANCED MEDICAL OF FLORIDA			2	100%	2
Kroger 853 - The Little Clinic East Broad Street		2			2
TRUE HEALTH INC			2	100%	2
EXPRESS CARE WALK-IN CLINIC			2	100%	2
CHILDREN'S HEALTHCARE OF ATLANTA		2			2
JACKSON LABORATORY OF GENOMIC MEDICINE		2			2

COVID-19: testing by laboratory

Data through Apr 4, 2021 verified as of Apr 5, 2021 at 09:25 AM

Data in this report are provisional and subject to change.

The numbers in the table below represent the number of Florida and non-Florida residents for whom test results were received by the Department of Health. A person can be tested by more than one laboratory and can have both positive and negative results. **Therefore, the sum of the numbers in each column will be larger than the total number of people tested.**

Reporting lab	Inconclusive	Negative	Positive	Percent positive	Total
NEIGHBORCARE PHARMACY SERVICES		2			2
WOODHILLS LABS			2	100%	2
EXPRESS CARE OF THE SHOALS		1	1	50%	2
ADVOCATE SHERMAN HOSPITAL			2	100%	2
PALM MEDICAL CENTER - PLANT CITY		2			2
LINIL VISITING NURSES, INC		2			2
UNITY LONGPOND		2			2
COOK HOSPITAL AND CARE CENTER		1	1	50%	2
SANIBEL MEDICAL CLINIC			2	100%	2
EXCUSED ABSENCE PLLC		2			2
Parkridge Specialty Care		2			2
CVS CA8861POCT BUENA PARK		2			2
CORTLAND PARK REHABILITATION AND NURSING CENTER		1	1	50%	2
SELECT MEDICAL CLINIC			2	100%	2
CVS CA9858POCT SANTA CLARITA		2			2
CATSKILL REGIONAL MEDICAL CENTER		2			2
GOLDSTEIN			2	100%	2
Kroger 550 - The Little Clinic Bellevue		2			2
RUST MEDICAL CENTER		2			2
POMONA VALLEY COMMUNITY HOSPITAL			2	100%	2
CENTRAL FLORIDA FAMILY HEALTH CENTER		2			2
THOMASVILLE REGIONAL MEDICAL CENTER		2			2
SAVANNAH STATE UNIVERSITY, COUNSELING		2			2
Manor Care-Kingston Court of York PA, LLC		2			2
AdventHealth Care Center Orlando North			2	100%	2
THE DOCTOR'S OFFICE OF WEST CALDWELL		2			2
Eagle Health and Rehabilitation		2			2
ELMHURST MEMORIAL HOSPITAL			2	100%	2
FL DEPT OF HEALTH MARION COUNTY MOBILE HEALTH UNIT			2	100%	2
FLORIDA DEPARTMENT OF HEALTH IN LEE COUNTY		1	1	50%	2
MEDEXPRESS - WILMINGTON KIRKWOOD HIGHWAY		2			2
AMERICAN MEDICAL LABORATORIES			2	100%	2
NATIONAL JEWISH HEALTH			2	100%	2
SOUTHEAST GEORGIA HEALTH SERVICES, LLC		2			2
CVS MA137POCT QUINCY		2			2
PINARD HOME HEALTH SERVICES INC			2	100%	2
KANSAS CITY VA MEDICAL CENTER			2	100%	2
DELRAY BEACH HEALTH DEPT LAB			2	100%	2
HANOVER ENDOSCOPY CENTER		2			2
PENINSULA REGIONAL MED CTR LAB			2	100%	2
ADVENTHEALTH CENTRA CARE POINCIANA			2	100%	2
Manorcare Health Services West Reading North		2			2
The Grand Rehabilitation & Nursing Utica		2			2
CVS TX19POCT SPRING		2			2
SPARTANBURG REGIONAL MEDICAL CENTER			2	100%	2
SOUTHCARE PHARMACY INC			2	100%	2
EMORY CRAWFORD LONG HOSPITAL			2	100%	2

COVID-19: testing by laboratory

Data through Apr 4, 2021 verified as of Apr 5, 2021 at 09:25 AM

Data in this report are provisional and subject to change.

The numbers in the table below represent the number of Florida and non-Florida residents for whom test results were received by the Department of Health. A person can be tested by more than one laboratory and can have both positive and negative results. **Therefore, the sum of the numbers in each column will be larger than the total number of people tested.**

Reporting lab	Inconclusive	Negative	Positive	Percent positive	Total
St. Luke's Care Center		2			2
BLOSSOMS ASSISTED LIVING 1 LLC			2	100%	2
BROOKDALE PALM BEACH GARDENS			2	100%	2
CVS MN663POCT APPLE VALLEY		2			2
IP BOISE 1		1	1	50%	2
Robert Cranfield			2	100%	2
COBLESKILL REGIONAL HOSPITAL		2			2
CARINGPLUS HOMECARE LLC		1	1	50%	2
METHODIST SPECIALTY CARE CENTER		2			2
CVS OH4301POCT NORTHFIELD		2			2
MEDEXPRESS URGENT CARE-SALINA, S 9TH ST		2			2
HAWAII DEPARTMENT OF HEALTH			2	100%	2
PENSACOLA MEDICAL CLINIC LLC			2	100%	2
NORTHSIDE HOSPITAL D/B/A ARTHRITIS		2			2
CVS IL5797POCT CAROL STREAM		2			2
Walgreens #9890		2			2
HAMILTON CHD		2			2
JOHNSON CITY MEDICAL CENTER		1	1	50%	2
AMEDISYS HOME HEALTH OF GREENVILLE			2	100%	2
VA WNYHCS - Buffalo Division		1	1	50%	2
CLINICAL REFERENCE LABORATORY, INC		2			2
OAKMONT WEST- GREENVILLE SC		2			2
CLEAR LAKE REGIONAL MEDICAL CENTER			2	100%	2
Jersey City Medical Center		2			2
APALACHEE CENTER INC		2			2
MEDEXPRESS URGENT CARE - OMAHA N 72 ST		2			2
Buena Vista Care Center		2			2
UNIVERSITY HOSPITAL OF BROOKLYN		2			2
John L. McClellan Memorial Veterans Hospital		2			2
Kroger 619 - The Little Clinic Hendersonville Indian Lake		2			2
LPG PRIMARY CARE AT LABELLE		1	1	50%	2
UNM SANDOVAL REGIONAL MEDICAL CENTER		2			2
BAPTIST HOSPITAL INTERNAL MEDICINE GULF BREEZE			2	100%	2
Iron County Medical Care Facility		2			2
RAPID MEDLAB (002MO)		2			2
MEDEXPRESS URGENT CARE - MYLAN			2	100%	2
WEST FLORIDA MEDICAL ASSOCIATES, PA			2	100%	2
CVS MA1877POCT NORTON		2			2
BERGEN COUNTY SURGICAL AND ENDOSCOPY CENTER		2			2
HEALTH EXPRESS URGENT CARE			2	100%	2
ARLINGTON DIALYSIS CENTER LLC		2			2
HEARTLAND HOME HEALTH CARE		2			2
CVS NC3514POCT STANLEY		2			2
FASTCARE LLC			2	100%	2
BAPTIST HOSPITAL LABORATORY			2	100%	2
MIDLAND MEMORIAL HOSPITAL			2	100%	2
JASPER MEMORIAL HOSPITAL		1	1	50%	2

COVID-19: testing by laboratory

Data through Apr 4, 2021 verified as of Apr 5, 2021 at 09:25 AM

Data in this report are provisional and subject to change.

The numbers in the table below represent the number of Florida and non-Florida residents for whom test results were received by the Department of Health. A person can be tested by more than one laboratory and can have both positive and negative results. **Therefore, the sum of the numbers in each column will be larger than the total number of people tested.**

Reporting lab	Inconclusive	Negative	Positive	Percent positive	Total
SYLVAN NURSING			2	100%	2
VELOCITY URGENT CARE			2	100%	2
Avanti Wellness and Rehab			2	100%	2
CONEMAUGH MEMORIAL MEDICAL CENTER		2			2
HCA HOUSTON ER 24/7			2	100%	2
LABTOX LABORATORIES			2	100%	2
Crowne Health Care of Mobile		2			2
PEDIATRICS IN NORTH FLORIDA PA			2	100%	2
AHC PARIS		2			2
CVS OH2381POCT LEWIS CENTER		2			2
NORTH MANATEE HEALTH CARE CENTER			2	100%	2
Kroger 400 - The Little Clinic Hartley Bridge Rd		1	1	50%	2
Bedford Care Center of Hattiesburg		2			2
HEALTH NETWORK			2	100%	2
Green Mountain Nursing and Rehabilitation		2			2
RDX BIOSCIENCE INC			2	100%	2
PALM WEST INTERNIST PA			2	100%	2
MEDPOST - NORTH DALLAS			2	100%	2
THE CLUB AT BOYNTON BEACH, LLC			2	100%	2
ADVENT HEALTH - OWASA			2	100%	2
COOPER CLINIC			2	100%	2
VOLUNTEERS OF AMERICA OF FLORIDA			2	100%	2
TANNER MEDICAL CENTER LABORATORY		2			2
MD NOW URGENT CARE MEDICAL CENTERS INC			2	100%	2
SPECTRUM HEALTH			2	100%	2
VETERANS AFFAIRS MEDICAL CENTER - GREATER LOS ANGELES			2	100%	2
SPECTRA EAST INC		1	1	50%	2
Lenawee Medical Care Facility		2			2
CVS IN8639POCT TERRE HAUTE		2			2
SARASOTA MEMORIAL MEDICAL URGENT CARE CENTER			2	100%	2
CITRUS PARK			2	100%	2
BEAUFORT MEMORIAL			2	100%	2
RENE F CEDENO DMD PA		2			2
OMEGA RESEARCH CONSULTANTS			2	100%	2
NEW YORK CITY CENTRAL COVID			2	100%	2
US LABS		2			2
OAKMONT OF UNION SC, LLC		2			2
VALLEY MEDICAL LABORATORY			2	100%	2
MCLAREN REGIONAL MEDICAL CENTER			2	100%	2
Providence of Sparta Health and Rehabilitation		2			2
WALGREENS #13605		2			2
PANCARE HEALTH - SNEADS ELEMENTARY			2	100%	2
MAIN STREET MEDICAL CENTERS		2			2
441 URGENT CARE-MULBERRY			2	100%	2
DOCTORS MEDICAL CTR OF WALTON COUNTY			2	100%	2
MINUTECLINIC DIAGNOSTIC OF VIRGINIA, LLC #392		2			2
PALMETTO FAMILY HEALTH CENTER			2	100%	2

COVID-19: testing by laboratory

Data through Apr 4, 2021 verified as of Apr 5, 2021 at 09:25 AM

Data in this report are provisional and subject to change.

The numbers in the table below represent the number of Florida and non-Florida residents for whom test results were received by the Department of Health. A person can be tested by more than one laboratory and can have both positive and negative results. **Therefore, the sum of the numbers in each column will be larger than the total number of people tested.**

Reporting lab	Inconclusive	Negative	Positive	Percent positive	Total
TEXAS HEALTH CARE			2	100%	2
MOBILE HEALTH LABS LLC			2	100%	2
WELLMED AT SOUTH STUART		2			2
Granville Center	1	1			2
Henry County Health and Rehabilitation		2			2
ROYAL OAK MEDICAL CENTER LLC DBA CHARACTER FAMILY			2	100%	2
ASANTE ROGUE REGIONAL MEDICAL CENTER L		2			2
MINUTECLINIC DIAGNOSTIC, PA		2			2
DIVERSE MEDICAL CARE LLC			2	100%	2
NEW BRIDGE MEDICAL CENTER		2			2
SANITAS LAUDERDALE LAKES			2	100%	2
SHANDS JACKSONVILLE CLINICAL CENTER		1	1	50%	2
SCDHEC BUREAU OF LABORATORIES			2	100%	2
LEGACY ER & URGENT CARE - FRISCO WEST			2	100%	2
NORTHSIDE FAMILY MEDICINE AND URGENT CARE (CUMMING)		2			2
Life Care Center of Elyria		2			2
MYKIDZMD PEDIATRICS PLLC		2			2
BAPTIST HOSPITAL OF MIAMI MCI BROWARD LABORATORY			2	100%	2
DEPT OF HEALTH			2	100%	2
PTC LABORATORIES			2	100%	2
DEVLAB, LLC			2	100%	2
EMORY JOHNS CREEK HOSPITAL		2			2
HERNANDO CHILDREN'S			2	100%	2
MOORE CLINICAL RESEARCH INC			2	100%	2
RAPID RESULT CORP LLC		1	1	50%	2
ALVERNO CLINICAL LABORATORIES			2	100%	2
MAYO CLINIC COUMADIN CLINIC LABORATORY		1	1	50%	2
DASCENA LAB			2	100%	2
TGH Brandon Healthplex Laboratory			2	100%	2
CARELINE PHARMACY AND HEALTHCARE SERVICES		1	1	50%	2
MAWD PATHOLOGY GROUP			2	100%	2
Kroger 130 - The Little Clinic Colorado Springs		2			2
PUBLIX PHARMACY #1048		2			2
CVS IN6608POCT NEW PALESTINE			2	100%	2
CVS MA1022POCT CAMBRIDGE		2			2
Heartland Healthcare Center Boca Raton			2	100%	2
Beecher Manor Nursing and Rehabilitation Center		2			2
WISCONSIN STATE LABORATORY OF HYGIENE		1	1	50%	2
NORTH DAKOTA VETERANS HOME		2			2
Kroger 647 - The Little Clinic Newnan Crossings		1	1	50%	2
MEDEXPRESS URGENT CARE - RUNNEMEDE		1	1	50%	2
UWMC MONTLAKE DEPT OF LAB MED			2	100%	2
GRASSY SPRAIN PHARMACY INC		2			2
MINUTECLINIC MINUTECLINIC #4978		1	1	50%	2
NYUMC CLINICAL LABORATORIES			2	100%	2
ADVANCED FOOT AND ANKLE OF INDIAN RIVER		2			2
HOLY FAMILY MEDICAL CENTER		1	1	50%	2

COVID-19: testing by laboratory

Data through Apr 4, 2021 verified as of Apr 5, 2021 at 09:25 AM

Data in this report are provisional and subject to change.

The numbers in the table below represent the number of Florida and non-Florida residents for whom test results were received by the Department of Health. A person can be tested by more than one laboratory and can have both positive and negative results. **Therefore, the sum of the numbers in each column will be larger than the total number of people tested.**

Reporting lab	Inconclusive	Negative	Positive	Percent positive	Total
Walgreens #19019		2			2
FLAGLER PROFESSIONAL HEALTH CAE SERVICES INC		2			2
ROUTE 16 PHARMACY LLC DBA HOLLAND PHAR		2			2
GARDENS PEDIATRICS			2	100%	2
RIGHT AT HOME			2	100%	2
SCIENTIFIC LABORATORY COMPANY		2			2
COMPLETE HEALTH MEDICAL CENTER			2	100%	2
Virginia Gay Nursing and Rehab		2			2
FLORIDA DEPARTMENT OF HEALTH (FDOH)			2	100%	2
CVS PA371POCT PHILADELPHIA		2			2
WELLSTAR WEST GEORGIA MEDICAL CENTER		2			2
FKC AMELIA ISLAND DIALYSIS			2	100%	2
HARRINGTON PARK HEALTH AND REHAB		2			2
ST. VINCENT HOSPITAL			2	100%	2
Jacob's Creek Nursing and Rehabilitation Center		2			2
BOSTON PUBLIC HEALTH COMMISSION			2	100%	2
AYASS BIOSCIENCE LLC			2	100%	2
PATIENT FIRST MEDICAL CENTER-CARYTOWN			2	100%	2
MEDEXPRESS URGENT CARE - WEXFORD		2			2
Delaware Court Healthcare Center		2			2
WARE EXPRESS CARE			2	100%	2
MINUTECLINIC #1773		2			2
SWEETWATER NURSING CENTER		2			2
MEDEXPRESS URGENT CARE - CEDAR KNOLLS		2			2
CVS SC4382POCT SPARTANBURG		2			2
GOLISANO PEDIATRICS PORT CHARLOTTE HARBOR		2			2
TMH REHABILITATION CENTER		2			2
PALMS OF FT MYERS,THE			2	100%	2
SAWGRASS PEDIATRIC PARTNERS LLC			2	100%	2
CHNJ		2			2
EAST GEORGIA REGIONAL MEDICAL CENTER		1	1	50%	2
WAKULLA URGENT CARE & DIAGNOSTIC			2	100%	2
PEACEHEALTH CENTRAL		2			2
STUART SURGERY CENTER, LLC			2	100%	2
SOUTHERN SURGICAL ARTS		2			2
GULF COAST MEDICAL CENTER RESPIRATORY CARE			2	100%	2
Medilodge of Monroe		2			2
MID-FLORIDA HEMATOLOGY AND ONCOLOGY CENTERS		2			2
ASCENSION ST VINCENT'S RIVERSIDE			2	100%	2
EASTSIDE MEDICAL CENTER		2			2
VA Greater LA HCS-Santa Maria OPC			2	100%	2
RHODE ISLAND DEPARTMENT OF HEALTH LABORATORIES			2	100%	2
CROSSTOWN PHARMACY		2			2
Cottage of the Shoals		2			2
Great Lakes Health Center			2	100%	2
THE FOUNTAIN AT BOCA CIEGA BAY		2			2
INTERMOUNTAIN MEDICAL CENTER			2	100%	2

COVID-19: testing by laboratory

Data through Apr 4, 2021 verified as of Apr 5, 2021 at 09:25 AM

Data in this report are provisional and subject to change.

The numbers in the table below represent the number of Florida and non-Florida residents for whom test results were received by the Department of Health. A person can be tested by more than one laboratory and can have both positive and negative results. **Therefore, the sum of the numbers in each column will be larger than the total number of people tested.**

Reporting lab	Inconclusive	Negative	Positive	Percent positive	Total
WALGREENS NO 10512		1	1	50%	2
CVS NC2559POCT CHARLOTTE		2			2
HACKENSACK MERIDIAN URGENT CARE, PC		2			2
Kroger 667 - The Little Clinic Litchfield Park		2			2
MEDEXPRESS URGENT CARE - CONWAY		2			2
WALGREENS #05477		2			2
ATLANTIC DIAGNOSTICS			2	100%	2
DOWN HOME MEDICAL			2	100%	2
SOUTH DAKOTA DEPARTMENT OF HEALTH		2			2
Kings County Hospital Center			2	100%	2
MC DIAGNOSTIC OF CONNECTICUT, PC #252		1	1	50%	2
WEST COAST PEDIATRICS			2	100%	2
CARENOW LENEXA			2	100%	2
SIMPLY HEALTHCARE AND WELLNESS CLINIC, PC			2	100%	2
WillowBrooke Court at Westminster Village		2			2
CLEVELAND CLINIC IMAGING			2	100%	2
SOUTHERN BREEZE HEALTHCARE		1	1	50%	2
ATVIVO LLC		2			2
KEATING SPORTS CENTER		2			2
ANDERSON COUNTY HOSPITAL			2	100%	2
TMH PHYSICIAN PARTNERS MONTICELLO		1	1	50%	2
MINUTECLINIC DIAG OF IND, LLC #6250		2			2
WELL HEALTH LABS			2	100%	2
Kroger 101 - The Little Clinic Hill Top		2			2
Chatham Nursing and Rehab Center		2			2
SYMPHONY OF BUFFALO GROVE		2			2
PALM CITY NURSING AND REHAB CENTER			2	100%	2
MEDEXPRESS URGENT CARE - LINCOLN N 26T		2			2
Kroger 409 - The Little Clinic Hebron Marketplace		1	1	50%	2
Alden Des Plaines			2	100%	2
FLORIDA KEYS PED & ADOLES CTR			2	100%	2
HUMILITY OF MARY HEALTH PARTNERS			2	100%	2
SYNEOS HEALTH			2	100%	2
ATHENA CARE RESOURCES LLC		2			2
SOUTH TAMPA AFTER HOURS CLINIC			2	100%	2
MANASOTA PEDIATRICS			2	100%	2
SOWAL HEALTH & DRUG			2	100%	2
UMHC HOLLYWOOD LABORATORY			2	100%	2
TRICORE REFERENCE LABORATORY		1	1	50%	2
NOVA SOUTHEASTERN UNIVERSITY - STUDENT MEDICAL CTR			2	100%	2
CVS OH4327POCT PAINESVILLE		2			2
PruittHealth Lakehaven		2			2
LARKIN COMMUNITY HOSPITAL PALM SPRINGS CAMPUS		1	1	50%	2
MEDEXPRESS URGEN CARE - EAST BRUNSWICK		2			2
University Center East			2	100%	2
SOMA MEDICAL CENTER PA #3 GREENACRES			2	100%	2
UK HEALTHCARE			2	100%	2

COVID-19: testing by laboratory

Data through Apr 4, 2021 verified as of Apr 5, 2021 at 09:25 AM

Data in this report are provisional and subject to change.

The numbers in the table below represent the number of Florida and non-Florida residents for whom test results were received by the Department of Health. A person can be tested by more than one laboratory and can have both positive and negative results. **Therefore, the sum of the numbers in each column will be larger than the total number of people tested.**

Reporting lab	Inconclusive	Negative	Positive	Percent positive	Total
RAINY LAKE MEDICAL CENTER			2	100%	2
VITAL CARE CLINIC, LLC			2	100%	2
Kroger 686 - The Little Clinic Farragut		2			2
CVS MA1179POCT HUDSON		1	1	50%	2
LEHIGH MEDICAL AND RESEARCH CENTER, INC			2	100%	2
CARTERSVILLE MEDICAL CENTER			2	100%	2
EXCEPTIONAL EMERGENCY CENTER - AMARILLO			2	100%	2
Elba Nursing and Rehabilitation Center, LLC		2			2
The Palms Nursing and Rehabilitation		1	1	50%	2
OSF ST JOSEPH MEDICAL CENTER			2	100%	2
EXPRESSCARE URGENT CARE CENTER			2	100%	2
VA SALT LAKE CITY HCS		2			2
STATE OF FLORIDA			2	100%	2
TULANE MEDICAL CENTER			2	100%	2
UNIVERSTIY OF ILLINOIS HOSPITAL			2	100%	2
Kroger 096 - The Little Clinic Orchard and Holly		2			2
AMERICAN RESEARCH CENTERS OF FLORIDA			2	100%	2
BLACKBAG DIGITAL HEALTH LLC		2			2
COVANCE			2	100%	2
Cooperstown Center for Nursing and Rehabililtation		2			2
PROFESSIONAL DIALYSIS CENTER			2	100%	2
SPRINGS MEDICAL LAB		1	1	50%	2
MINERS COLFAX MEDICAL CENTER		2			2
The Suites at Western Home Communities		2			2
Glenis Dr VA Outpatient Clinic		2			2
JORDAN VALLEY MEDICAL CENTER			2	100%	2
PHOEBE BERKS HEALTH CARE CENTER		2			2
JULIE STAATS DO		2			2
JUPITER PEDIATRIC ASSOCIATES, PA		1	1	50%	2
MINUTECLINIC DIAGNOSTIC OF KANSAS, PC		2			2
CVS TX7151POCT HUMBLE		2			2
SHERIDAN AT HOBE SOUND, THE			2	100%	2
BMC/JACSONVILLE		1	1	50%	2
WALGREENS # 09788		2			2
Essex Center for Rehabilitation and Healthcare		2			2
EASTLAKE MEDICAL CENTER		2			2
OAKBRIDGE TERRACE AT SAE			2	100%	2
WillowBrooke Court at Southampton Estates		2			2
HOCHBERG LOWER SCHOOL		2			2
MINUTECLINIC DIAG OF IND, LLC #4368		2			2
WILSON MEMORIAL HOSPITAL			2	100%	2
PHYSICIANS LABORATORY SERVICES			2	100%	2
AGILE URGENT CARE			2	100%	2
RAPID URGENT CARE - ALBANY			2	100%	2
Good Samaritan Society-Blackduck		1	1	50%	2
MARLBORO URGENT CARE		2			2
FLORIDA CLINICAL LABORATORY INC			2	100%	2

COVID-19: testing by laboratory

Data through Apr 4, 2021 verified as of Apr 5, 2021 at 09:25 AM

Data in this report are provisional and subject to change.

The numbers in the table below represent the number of Florida and non-Florida residents for whom test results were received by the Department of Health. A person can be tested by more than one laboratory and can have both positive and negative results. **Therefore, the sum of the numbers in each column will be larger than the total number of people tested.**

Reporting lab	Inconclusive	Negative	Positive	Percent positive	Total
DEKALB MEDICAL CENTER LABORATORY			2	100%	2
JMC TALLAHASSEE, LLC			2	100%	2
MD NOW URGENT CARE CENTER INC.			2	100%	2
ST. MARY'S MEDICAL CENTER EVANSVILLE, INC			2	100%	2
MASSACHUSETTS DEPARTMENT OF HEALTH			2	100%	2
ASANTE THREE RIVERS MEDICAL CENTER LAB		2			2
ILLINOIS DEPT OF PUBLIC HEALTH LABS			2	100%	2
HPH HOME CARE		1	1	50%	2
BUFFALO CROSSINGS HEALTHCARE AND REHABILITATION CENTER			2	100%	2
POINT OF CARE PRIVATE HEALTH MANAGEMENT			2	100%	2
RRMC CREEKSIDE LAB		2			2
LILY PHARMACY		2			2
SIGNAL DIAGNOSTICS DBA FLOWHEALTH LABS			2	100%	2
AHC Forest cove		2			2
PALM BAY COMMUNITY OUTPATIENT CLINIC		2			2
GRANDVIEW COLLEGE STUDENT HEALTH CENTE		2			2
Mitchell Hollingsworth Nursing and Rehab		2			2
BUCKINGHAM PAVILION INC		2			2
MEMORIAL HEALTH UNIVERSITY MEDICAL CENTER			2	100%	2
POPLAR HEALTHCARE			2	100%	2
STATCARE URGENT AND WALK-IN			2	100%	2
NIAGARA APOTHECARY INC		2			2
MEMORIAL HOSPITAL OF TAMPA			2	100%	2
DALLAS VA MEDICAL CENTER - VA NORTH TEXAS HEALTH CARE SYSTEM			2	100%	2
Workmens Circle Multicare Center		2			2
Cortland Acres Association		2			2
FLORIDA DEPARTMENT OF HEALTH IN ESCAMBIA COUNTY		1	1	50%	2
WALGREENS #3811			2	100%	2
MIDWAY SPECIALTY CARE CENTER INC		2			2
Colonial Manor Nursing and Rehabilitation Center		2			2
SUMMIT URGENT CARE PS			2	100%	2
AFC PHYSICIANS OF FLORIDA, PA			2	100%	2
MINUTE CLINIC DIAGNOSTIC OF KANSAS PA		2			2
ADVENTHEALTH EAST ORLANDO EMPLOYEE CLINIC		2			2
PALM BEACH DIABETES & ENDOCRINE SPECIALISTS PA			2	100%	2
MEDEXPRESS URGENT CARE - LINCOLN		2			2
JRS LABORATORY			2	100%	2
CVS MA217POCT TEWKSBURY		2			2
MINUTECLINIC DIAGNOSTIC OF VIRGINIA, LLC #1980		2			2
SPRINGHILL SENIOR RESIDENCE		2			2
MINUTECLINIC DIAGNOSTIC OF OHIO #6192		2			2
RIVERSIDE METHODIST HOSPITAL LAB			2	100%	2
ALLEGHENY GENERAL HOSPITAL			2	100%	2
GERM BUSTERS 911 LLC			2	100%	2
METROHEALTH SYSTEM			2	100%	2
EASTSIDE SPORTS COMPLEX			2	100%	2
MILFORD REGIONAL HOSPITAL			2	100%	2

COVID-19: testing by laboratory

Data through Apr 4, 2021 verified as of Apr 5, 2021 at 09:25 AM

Data in this report are provisional and subject to change.

The numbers in the table below represent the number of Florida and non-Florida residents for whom test results were received by the Department of Health. A person can be tested by more than one laboratory and can have both positive and negative results. **Therefore, the sum of the numbers in each column will be larger than the total number of people tested.**

Reporting lab	Inconclusive	Negative	Positive	Percent positive	Total
Kroger 777 - The Little Clinic Shelbyville		1	1	50%	2
YOUTH AND YOU, INC		2			2
CVS OH5457POCT POWELL		2			2
MONICE DR.			2	100%	2
MEMORIAL SLOAN KETTERING CANCER CENTER		1	1	50%	2
ASSOCIATES IN UROGYNECOLOGY MD LLC		2			2
MEDICAL CENTER, THE		2			2
JBSA-SAM HOUSTON			2	100%	2
UPS			2	100%	2
BIOHEALTH MEDICAL LAB INC			2	100%	2
LEGACY LABORATORY SERVICES			2	100%	2
DALLAS MEDICAL CENTER			2	100%	2
CVS NH6596POCT HAMPTON		2			2
AFC/DOCTORS EXPRESS NORTH BERGEN		2			2
HEALTH & REHAB CTR AT DOLPHINS VIEW, THE			2	100%	2
CRUC CMCH-COVID-19		2			2
LABCORP OF AMERICA HOLDINGS		1	1	50%	2
DR. G'S URGENT CARE			2	100%	2
INTEGRITY CLINICAL RESEARCH CENTER INC		1	1	50%	2
SPRING HILL REGIONAL HOSPITAL			2	100%	2
MEMORIAL HOSPITAL OF CARBONDALE			2	100%	2
KEY WEST HMA PHYSICIAN MANAGEMENT, LLC			2	100%	2
CITY OF NEW YORK DEPARTMENT OF HEALTH			2	100%	2
WASHINGTON STATE DEPARTMENT OF HEALTH PUBLIC HEALTH LABORATORIES			2	100%	2
FEDERAL CORRECTIONAL INSTITUTION MARIANNA			2	100%	2
HEALTH GROUP CENTER INC			2	100%	2
AZALEA HEALTH AND REHABILITATION		2			2
TENNESSEE VALLEY HCS			2	100%	2
ST LUKES HOSPITAL			2	100%	2
CORE OCCUPATIONAL RESOURCES, LLC			2	100%	2
EASTERN NIAGARA HOSPITAL		2			2
NEWTON MEMORIAL HOSPITAL		2			2
MEMORIAL HOSPITAL WEST			2	100%	2
STARR CITY OF ROMA COMMUNITY CENTER			2	100%	2
FRASER MEMORIAL HOSPITAL		1	1	50%	2
PALM BEACH DIGESTIVE ASSOCIATES			2	100%	2
CVS AZ5892POCT LAVEEN		2			2
SAFE PMC		2			2
Cedar Valley Nursing & Rehab Center		2			2
CVS IL7017POCT BLOOMINGTON		2			2
UPSON REGIONAL MEDICAL CENTER		1	1	50%	2
RIDGEFIELD PEDIATRIC ASSOCIATES		2			2
EXPRESS PHARMACY INC		1	1	50%	2
GIGI WOOD DAVIS DO-FAMILY MEDICINE		2			2
Mount Olivet Careview Home		2			2
ACCESS MEDICAL GROUP OF TAMPA II, INC		2			2
MEDEXPRESS URGENT CARE - MARTINSVILLE		2			2

COVID-19: testing by laboratory

Data through Apr 4, 2021 verified as of Apr 5, 2021 at 09:25 AM

Data in this report are provisional and subject to change.

The numbers in the table below represent the number of Florida and non-Florida residents for whom test results were received by the Department of Health. A person can be tested by more than one laboratory and can have both positive and negative results. **Therefore, the sum of the numbers in each column will be larger than the total number of people tested.**

Reporting lab	Inconclusive	Negative	Positive	Percent positive	Total
Kroger 477 - The Little Clinic Fort Mitchell		2			2
FLORIDA MENTOR FAULKNER GROUP HOME			2	100%	2
MEDICAL ASSOCIATES OF BREVARD DR S VYAS			2	100%	2
UTMB PATHOLOGY CLINICAL SERVICES LABORATORY			2	100%	2
HIGHLAND PARK LAKEWOOD PRESTON HOLLOW			2	100%	2
MISSION HOSPITAL REGIONAL MEDICAL CENTER			2	100%	2
MAGNOLIA ADULT, LLC			2	100%	2
DELRAY BEACH HEALTH CENTER			2	100%	2
NHC DICKSON		2			2
HAPPY KIDZ PEDIATRICS PL		1	1	50%	2
PRECISION DIAGNOSTIC INC		2			2
BLUEWATER TOXICOLOGY			2	100%	2
ATLAS GENOMICS			2	100%	2
UT AUSTIN UNIVERSITY HEALTH SERVICES			2	100%	2
MEDRITE MEDICAL CARE PC		2			2
STUDENT HEALTH SERVICES			2	100%	2
BAYLOR SCOTT & WHITE COMPREHENSIVE WOUND			2	100%	2
CAREWELL JW - WORCESTER LNC			2	100%	2
PEACE RIVER MEDICAL CENTER		2			2
NEMOURS CHILDREN'S URGENT CARE LAKE NONA			2	100%	2
Michael J Crescenz VA Outpatient Dialysis Center		2			2
RIVER CITY MEDICAL ASSOCIATES, INC			2	100%	2
New Jersey Aim At Smg		2			2
BOCA RATON REGIONAL HOSPITAL INC			2	100%	2
BAPTIST HEALTH LEXINGTON			2	100%	2
MIDWAY PRIMARY CARE LLC		2			2
ROCKEFELLER UNIVERSITY CLINICAL GENOMICS LABORATOR		2			2
WATERS PEDIATRIC CENTER			2	100%	2
MEDEXPRESS URGENT CARE-MT PLEASANT		1	1	50%	2
VENETIAN GARDENS		2			2
INNOVATIVE CARE II LLC			2	100%	2
PUBLIX PHARMACY #1092		2			2
CARE ATC SUN HYDRAULICS TALLAVAST			2	100%	2
REELFOOT FAMILY WALK IN CLINIC - TIPT		2			2
ST ANTHONY COMMUNITY HOSPITAL LAB		1	1	50%	2
TRINITAS REGIONAL MEDICAL CENTER		1	1	50%	2
ADVANTA ANALYTICAL LABORATORIES			2	100%	2
OSF SAINT FRANCIS MEDICAL CENTER			2	100%	2
OELWEIN HEALTH CARE CENTER		2			2
ORLANDO LUTHERAN TOWERS		1	1	50%	2
MINUTECLINIC, DIAGNOSTIC OF TEXAS, LLC		2			2
NORTON IMMEDIATE CARE CENTER - PRESTON			2	100%	2
EVERYBODY'S FAMILY CLINIC		2			2
SWEDISH COVENANT HOSPITAL			2	100%	2
MATHER HOSPITAL			2	100%	2
FALCON HEALTH CENTER			2	100%	2
NAVAL BRANCH MEDICAL CLINIC			2	100%	2

COVID-19: testing by laboratory

Data through Apr 4, 2021 verified as of Apr 5, 2021 at 09:25 AM

Data in this report are provisional and subject to change.

The numbers in the table below represent the number of Florida and non-Florida residents for whom test results were received by the Department of Health. A person can be tested by more than one laboratory and can have both positive and negative results. **Therefore, the sum of the numbers in each column will be larger than the total number of people tested.**

Reporting lab	Inconclusive	Negative	Positive	Percent positive	Total
MEDEXPRESS URGENT CARE - WOODBURY			2	100%	2
STARR COUNTY MEMORIAL HOSPITAL			2	100%	2
ACN PHYSICIANS GROUP CORP			2	100%	2
APPLING NURSING & REHABILITATION PAVIL		2			2
SHEPHERD CENTER CLINICAL LABORATORY		2			2
WEST HOUSTON MEDICAL CENTER			2	100%	2
NEMOURS CHILDREN'S PRIMARY CARE THE VILLAGES		2			2
DALLAS BAPTIST UNIVERSITY - HEALTH SERVICES			2	100%	2
MILLERSVILLE UNIVERSITY HEALTH SERVICE		2			2
REGIONS HOSPITAL LABORATORY			2	100%	2
NAVAL MEDICAL CENTER			2	100%	2
DMC UNIVERSITY LABORATORIES		1	1	50%	2
GOOD SAMARITAN HOSPITAL		1	1	50%	2
ROPER HOSPITAL			2	100%	2
WARD MEMORIAL HOSPITAL		2			2
CVS NE8616POCT LINCOLN		1	1	50%	2
PALOS COMMUNITY HOSPITAL LABORATORY			2	100%	2
TMH EC NORTHEAST LABORATORY			2	100%	2
CHARLOTTE COUNTY HEALTH DEPARTMENT			2	100%	2
CVS MA2125POCT NATICK		1	1	50%	2
SOUTH HILLSBOROUGH CBOC			2	100%	2
SANFORD REGIONAL HOSPITAL WORTHINGTON		2			2
SHORE MEDICAL CENTER		2			2
CVS IN6555POCT BROWNSBURG		2			2
FHCP ASC - ORANGE CITY			2	100%	2
CVS PA10825POCT PLYMOUTH MEETING		2			2
CHAPPEL GROUP RESEARCH, THE		2			2
REHOBOTH MCKINLEY CHRISTIAN HOSPITAL		2			2
MEDEXPRESS URGENT CARE - SOUTH CHARLESTON		2			2
VANAYER HEALTHCARE AND REHAB CENTER		2			2
OCALA REGIONAL KIDNEY CENTER-WEST			2	100%	2
SIGNATURE CARE LEWISVILLE-EMERGENCY CENTER		1	1	50%	2
SHELBYVILLE HOSPITAL COMPANY		2			2
MID AMERICA CLINICAL LABS			2	100%	2
UNIVERSITY OF TEXAS AT EL PASO, THE			2	100%	2
CVS TX7603POCT SAGINAW		2			2
FLORIDA COMMUNITY HEALTH CENTERS, INC.			2	100%	2
CVS NJ2508POCT MANALAPAN		2			2
ADVENT HEALTH CENTRAL TEXAS		1	1	50%	2
KAISER SUNNYSIDE MEDICAL CTR LAB		2			2
Ash Flat Healthcare and Rehabilitation Center			1	100%	1
LITTLE FALLS HOSPITAL LABORATORY		1			1
PALM BREEZE DIALYSIS			1	100%	1
NORWALK HOSPITAL			1	100%	1
JAX FAMILY CARE		1			1
Kroger 698 - The Little Clinic 14th Street/Bell		1			1
Heritage Inn Health and Rehabilitation		1			1

COVID-19: testing by laboratory

Data through Apr 4, 2021 verified as of Apr 5, 2021 at 09:25 AM

Data in this report are provisional and subject to change.

The numbers in the table below represent the number of Florida and non-Florida residents for whom test results were received by the Department of Health. A person can be tested by more than one laboratory and can have both positive and negative results. **Therefore, the sum of the numbers in each column will be larger than the total number of people tested.**

Reporting lab	Inconclusive	Negative	Positive	Percent positive	Total
OXY-GENLAB			1	100%	1
JACKSON MADISON CO. GEN. HOSPITAL			1	100%	1
Court House Center		1			1
MEDONE URGENT CARE			1	100%	1
WINDMOOR HEALTHCARE			1	100%	1
BAYSHORE DIALYSIS			1	100%	1
Manorcare Health Services - Williamsport South		1			1
PEACHEALTH LABORATORIES		1			1
Coos County Nursing Home		1			1
METROPOLITAN			1	100%	1
QC LABORATORY			1	100%	1
SOUTHEAST MISSOURI HOSPITAL		1			1
MED-LAKE LABORATORY			1	100%	1
SKYRIDGE CLINICAL ASSOCIATES		1			1
Elm Crest Senior Living Community		1			1
SOUTHWEST REGIONAL PCR LABORATORY			1	100%	1
Ladera Center		1			1
JUPITER MEDICAL CENTER INC			1	100%	1
FLORIDA MEDICAL CLINIC PA GI			1	100%	1
CATERPILLAR INC - MIAMI DISTRIBUTION CENTER			1	100%	1
CACERES SPECIALIZED GYNECOLOGY		1			1
BAYFRONT HEAL WOUND CARE AND HYPERBARIC CENTER			1	100%	1
Kroger 444 - The Little Clinic Dent		1			1
BERKSHIRE MEDICAL CENTER			1	100%	1
WINNIFRED ASSISTED LIVING FACILITY INC		1			1
Kingston Care Center of Fort Wayne		1			1
BSA PHYSICIANS GROUP, INC D/B/A BSA FAMILY MEDICAL			1	100%	1
COMMUNITY			1	100%	1
WALGREENS #15369		1			1
ELMCROFT OF TIMBERLIN PARC			1	100%	1
BEAUMONT HOSPITAL			1	100%	1
ANDERSON FAMILY MEDICINE			1	100%	1
Erie VAMC		1			1
LP ELIZABETHTON		1			1
SMITH KLINE			1	100%	1
HARMONY HEALTHCARE ORLANDO INC		1			1
URGENT CARE OF KANSAS CITY			1	100%	1
APEX HOME HEALTHCARE			1	100%	1
SIERRA HEALTH CARE CENTER		1			1
ATRIA TAMARAC			1	100%	1
ST MARY'S OF SAGINAW		1			1
URGENT CARE CENTER OF PORT ORANGE LLC			1	100%	1
EMORY DECATUR HOSPITAL - EMORY MEDICAL		1			1
Brown Memorial Home		1			1
DAVITA DIALYSIS-NORTH			1	100%	1
SENCARE MANAGEMENT		1			1
CARING PROFESSIONAL HEALTH CARE LLC		1			1

COVID-19: testing by laboratory

Data through Apr 4, 2021 verified as of Apr 5, 2021 at 09:25 AM

Data in this report are provisional and subject to change.

The numbers in the table below represent the number of Florida and non-Florida residents for whom test results were received by the Department of Health. A person can be tested by more than one laboratory and can have both positive and negative results. **Therefore, the sum of the numbers in each column will be larger than the total number of people tested.**

Reporting lab	Inconclusive	Negative	Positive	Percent positive	Total
CPL INC/BSSC PATHOLOGY		1			1
ANY LAB TEST NOW JACKSONVILLE		1			1
Kroger 500 - The Little Clinic Speedway		1			1
FLORIDA ADVANCED MEDICAL AND DERM AESTHETICS LLC			1	100%	1
NORTHWEST TEXAS HEALTHCARE SYSTEM,INC			1	100%	1
UW MEDICINE CHU LAB			1	100%	1
BAPTIST MEDICAL PLAZA AT WESTCHESTER			1	100%	1
DIVERSICARE OF BIG SPRINGS		1			1
MEDICAL ARTS LABORATORY			1	100%	1
SUNCOAST FAMILY MEDICAL ASSOCIATES			1	100%	1
TENNOVA ER - SANGO			1	100%	1
ASSISTED LIVING AT TREZEVANT		1			1
BAYLOR SCOTT AND WHITE MEDICAL CENTER -CENTENTENNIAL			1	100%	1
TERRELL URGENT CARE			1	100%	1
NEMOURS CHILDREN HOSPITAL			1	100%	1
BRIDGES AT LIFE CARE CENTER OF OCALA, THE			1	100%	1
MIDWEST COVENANT HOME, INC		1			1
YOUR HEALTH PEDIATRICS			1	100%	1
Robinson Terrace Rehabilitation and Nursing Center		1			1
CVS MA915POCT BEVERLY			1	100%	1
OCCUPATIONAL HEALTH CENTER		1			1
JACK M MATHENY II MD			1	100%	1
Fairhope		1			1
CVS AZ9273POCT TUCSON			1	100%	1
C V S / PHARMACY #833		1			1
CVS IN6551POCT MOORESVILLE		1			1
SHRIVERS PHARMACY AND WELLNESS CENTER			1	100%	1
MEDEXPRESS NORTHSIDE			1	100%	1
NFRC CLINICAL LAB			1	100%	1
LANTANA HC LAB			1	100%	1
VIRGINIA UROLOGY		1			1
SHP WESTCHESTER LLC		1			1
BETHESDA HOSPITAL			1	100%	1
WELL-KEY URGENT CARE SEVIERVILLE			1	100%	1
BEST CARE COMMUNITY AND FAMILY HEALTH CENTER INC			1	100%	1
ANDERSON REGIONAL MEDICAL CENTER			1	100%	1
MID-FLORIDA CANCER CENTERS		1			1
FLORIDA FAMILY LABORATORY		1			1
DIGNITY HEALTH GOHEALTH		1			1
OCALA RKC EAST HEMO #1			1	100%	1
WATERBURY HOSPITAL REFERENCE LAB			1	100%	1
TANNER CLINIC			1	100%	1
ADAPTIVE BIOTECHNOLOGIES			1	100%	1
Alaska Domiciliary Care for Homeless Veterans		1			1
DR PHILLIPS CENTER FOR WELLNESS		1			1
ENCOMPASS HEALTH HOME HEALTH		1			1
NORTHEAST REGIONAL MEDICAL CENTER			1	100%	1

COVID-19: testing by laboratory

Data through Apr 4, 2021 verified as of Apr 5, 2021 at 09:25 AM

Data in this report are provisional and subject to change.

The numbers in the table below represent the number of Florida and non-Florida residents for whom test results were received by the Department of Health. A person can be tested by more than one laboratory and can have both positive and negative results. **Therefore, the sum of the numbers in each column will be larger than the total number of people tested.**

Reporting lab	Inconclusive	Negative	Positive	Percent positive	Total
STANDIFER PLACE		1			1
Medilodge of Mt. Pleasant		1			1
JACKSBORO URGENT CARE			1	100%	1
Alden North Shore			1	100%	1
MEDEXPRESS URGENT CARE - RUSSELLVILLE, W MAIN ST		1			1
PREMIER FAMILY AND SPORTS MEDICINE LLC			1	100%	1
HIDALGO FAMILY CLINIC			1	100%	1
SENTARA AMBULATORY CARE CLINIC			1	100%	1
Mayfair Village Nursing Care Center		1			1
Sharon Care Center			1	100%	1
WEST BOYNTON DIALYSIS			1	100%	1
MEDEXPRESS URGENT CARE - CABOT			1	100%	1
Arch Plaza Nursing and Rehabilitation Center			1	100%	1
C V S / PHARMACY #4396		1			1
BRANDON OUTREACH CLINIC			1	100%	1
KINGWOOD EMERGENCY CENTER			1	100%	1
Kroger - KR062000426			1	100%	1
ORANGE PEDIATRICS PA			1	100%	1
CVS NC6633POCT FAYETTEVILLE		1			1
PALMETTO BAY MEDICAL CENTER			1	100%	1
ORCHARD LABORATORIES			1	100%	1
FOUNDCARE HEALTH			1	100%	1
ADVENTHEALTH MEDICAL GROUP OBSTETRICS AND			1	100%	1
Florence Nursing and Rehabilitation Center		1			1
TAMPA GENERAL MEDICAL GROUP LABORATORY HEALTHPARK			1	100%	1
CANDLER HOSPITAL			1	100%	1
SALTZER URGENT CARE			1	100%	1
HARDIN HEALTH INC		1			1
MEDEXPRESS URGENT CARE - LINDEN		1			1
FLORIDA HOME HEALTH			1	100%	1
GARDEN VIEW CARE CENTER		1			1
HERNANDO COUNTY HEALTH DEPT			1	100%	1
CENTRAL JERSEY URGENT CARE OF GREEN BR		1			1
HUNEYCUTT FAMILY PRACTICE			1	100%	1
GARNET HEALTH DOCTORS		1			1
Sage Bluff Health & Rehabilitation Center		1			1
EXCEL URGENT CARE OF NJ			1	100%	1
EXPRESS WALK IN MEDICAL CENTER			1	100%	1
THE HEART HOSPITAL BAYLOR PLANO			1	100%	1
VA OPTOMETRY CLINIC			1	100%	1
SYCAMORE MEDICAL CENTER-KETTERING HEALTH NETWORK			1	100%	1
BOCA CIEGA CENTER			1	100%	1
ER NEAR ME HULEN		1			1
BLANCHARD VALLEY HOSPITAL LABORATORY			1	100%	1
ALDEN PHARMACY		1			1
SURGERY CENTER, THE			1	100%	1
Good Samaritan Society		1			1

COVID-19: testing by laboratory

Data through Apr 4, 2021 verified as of Apr 5, 2021 at 09:25 AM

Data in this report are provisional and subject to change.

The numbers in the table below represent the number of Florida and non-Florida residents for whom test results were received by the Department of Health. A person can be tested by more than one laboratory and can have both positive and negative results. **Therefore, the sum of the numbers in each column will be larger than the total number of people tested.**

Reporting lab	Inconclusive	Negative	Positive	Percent positive	Total
Chateau Living Center			1	100%	1
BAPTIST HEALTH PRIMARY CARE AT DORAL			1	100%	1
Casa Real Center		1			1
URGENTMED PLANTATION			1	100%	1
CROZER-CHESTER MEDICAL CENTER			1	100%	1
FLORIDA CLINICAL RESEARCH CENTER, LLC			1	100%	1
MORSELIFE HOME CARE INC			1	100%	1
STEPHENS COUNTY HOSPITAL			1	100%	1
bishop rehabilitation and nursing center		1			1
THE TOLEDO HOSPITAL			1	100%	1
Kroger 97 - The Little Clinic Hutchinson		1			1
SPECTRUM LABORATORY			1	100%	1
ALBANNA PEDIATRICS CENTER			1	100%	1
MEMORIAL HEALTH UNIVERSITY MEDICAL		1			1
WEST PENSACOLA DIALYSIS CENTER			1	100%	1
CONCENTRA - TAMPA EAST		1			1
MID FLORIDA COMMUNITY SERVICES			1	100%	1
ASCARATE DIALYSIS			1	100%	1
MEDHELP			1	100%	1
SUMMIT HEALTHCARE REGIONAL MEDICAL		1			1
KIDSVILLE PEDIATRICS III PA			1	100%	1
INHEALTH LIFE SCIENCES LLC			1	100%	1
JOHNSON & JOHNSON VISION CARE-VISTAKON			1	100%	1
LABORATORY SERVICES SGHS - CAMDEN		1			1
Portsmouth Health and Rehab			1	100%	1
CLEVELAND CLINIC OHIO LABORATORIES			1	100%	1
Kroger 519 - The Little Clinic Staples Mill Road		1			1
ABRAZO WEST CAMPUS			1	100%	1
PREMIUM HOME HEALTH CARE INC			1	100%	1
Community Care Center of Heritage House, LLC			1	100%	1
Rehab Select of Talladega		1			1
PLEASANT RIDGE MANOR WEST		1			1
CHOTA COMMUNITY HEALTH SERVICES		1			1
PATIENT FIRST-GENERAL BOOTH			1	100%	1
OHSU LABORATORY SERVICES		1			1
LIBERTY URGENT CARE			1	100%	1
BAPTIST HEALTH MEDICAL PLAZA			1	100%	1
NORTHEAST GEORGIA HEALTH SYSTEM			1	100%	1
HEARTLAND NURSING & REHABILITATION		1			1
MIAMI JEWISH DIALYSIS			1	100%	1
PALM BEACH COUNTY SHERIFF OFFICE			1	100%	1
NEW YORK STATE DEPARTMENT OF HEALTH			1	100%	1
TREASURE COAST MEDICAL CONCIERGE LLC			1	100%	1
PHOEBE PRIMARY CARE CAMILLA			1	100%	1
CLEVELAND CLINIC FLORIDA WAIVED			1	100%	1
WALGREENS # 12338		1			1
SUNSHINE FAMILY & WELLNESS CENTER			1	100%	1

COVID-19: testing by laboratory

Data through Apr 4, 2021 verified as of Apr 5, 2021 at 09:25 AM

Data in this report are provisional and subject to change.

The numbers in the table below represent the number of Florida and non-Florida residents for whom test results were received by the Department of Health. A person can be tested by more than one laboratory and can have both positive and negative results. **Therefore, the sum of the numbers in each column will be larger than the total number of people tested.**

Reporting lab	Inconclusive	Negative	Positive	Percent positive	Total
THE HOSPITALS OF PROVIDENCE EMERGENCY ROOM			1	100%	1
BREVARD COUNTY JAIL			1	100%	1
CIRRUS DX			1	100%	1
CULVER CITY URGENT CARE			1	100%	1
ST. MICHAEL'S ELITE HOSPITAL			1	100%	1
MEDEXPRESS URGENT CARE - PINE BLUFF S		1			1
CEPERO PEDIATRICS PA			1	100%	1
Southern Pines Healthcare Center		1			1
Cornerstone at the Ranch		1			1
SELECT SPECIALTY HOSPITAL - ORLANDO SOUTH			1	100%	1
KEY BISCAYNE PEDIATRIC ASSOCIATES INC			1	100%	1
FREDERICK AVENUE GROUP HOME		1			1
Orchid Cove at Naples			1	100%	1
NEMOURS CHILDREN'S			1	100%	1
HUDSON REGIONAL HOSPITAL			1	100%	1
VITAL CARE			1	100%	1
ONslow COUNTY HEALTH DEPARTMENT			1	100%	1
Wedgewood Manor		1			1
UNIVERSITY PLACE NURSING CENTER		1			1
CVS CA9751POCT AGOURA		1			1
REHABILITATION CENTER OF SOUTH GEORGIA		1			1
Kroger 407 - The Little Clinic Lexington		1			1
MIAMI-DADE COUNTY HEALTH DEPT.		1			1
Freedom Pointe at The Villages			1	100%	1
CYPRESS CREEK DIALYSIS CTR			1	100%	1
CLINICAL CARE, INC			1	100%	1
LAKE VIEW COURT		1			1
SILVER SPRINGS SHORES DIALYSIS			1	100%	1
BRISTOL REGINAL MEDICAL CENTER			1	100%	1
Raleigh Center (WV)			1	100%	1
GSM OCED Subsection			1	100%	1
Kroger - KR001100688			1	100%	1
ADVANCED LABORATORY SERVICES			1	100%	1
Good Samaritan Society - Albion		1			1
METHODIST HEALTHCARE - MEMPHIS HOSP		1			1
AMBRY GENETICS CORP	1				1
CONNECTICUT PEDIATRICS @ CHC		1			1
HATLEY HEALTH CARE, INC		1			1
MCR HEALTH MEDICAL EXPRESS			1	100%	1
KEY WEST BRANCH MEDICAL CLINIC			1	100%	1
YOUTH HEALTH CENTER OF HUNTINGTON		1			1
US LABORATORIES			1	100%	1
Summit Medical Group Morristown Oncology		1			1
HEALTH GUAGE			1	100%	1
WALGREENS #01456		1			1
GULF COUNTY HEALTH DEPARTMENT			1	100%	1
FLORIDA HEART AND VASCULAR MULTISPECIALTY GROUP PA			1	100%	1

COVID-19: testing by laboratory

Data through Apr 4, 2021 verified as of Apr 5, 2021 at 09:25 AM

Data in this report are provisional and subject to change.

The numbers in the table below represent the number of Florida and non-Florida residents for whom test results were received by the Department of Health. A person can be tested by more than one laboratory and can have both positive and negative results. **Therefore, the sum of the numbers in each column will be larger than the total number of people tested.**

Reporting lab	Inconclusive	Negative	Positive	Percent positive	Total
SANCHEZ CAZAU MEDICAL GROUP			1	100%	1
MOUNT SINAI HOSPITAL OF QUEENS			1	100%	1
UNIVERSITY OF MARYLAND PATHOLOGY ASSOCIATES			1	100%	1
UF HEALTH EMERGENCY CENTER LABORATORY		1			1
Caldwell Care		1			1
MAINE HEALTH AND ENVIRONMENTAL TESTING LABORATORY			1	100%	1
SAINT FRANCIS HOSPITAL			1	100%	1
ADDINGTON PLACE EAST LAKE		1			1
Grays Harbor Health and Rehabilitation		1			1
AMBULATORY CARE CLINIC, LLC			1	100%	1
SOPHIA MEDICAL ASSOCIATES, PC			1	100%	1
ARIZONA STATE LABORATORY			1	100%	1
CLEMENT J ZABLOCKI VAMC		1			1
Chateau Dville Rehab & Retirement		1			1
OMNICARE PHARMACY OF TEXAS 1, LP		1			1
Glenburn Home		1			1
CONSULATE HEALTH CARE OF VERO BEACH			1	100%	1
IVY CREEK HEALTHCARE & WELLNESS CENTRE			1	100%	1
VA Texas Valley Coastal Bend Harlingen HCC		1			1
ST FRANCIS MEDICAL CENTER			1	100%	1
TILE PHARMACY		1			1
SAINT ALPHONSUS REGIONAL MEDICAL CENTER			1	100%	1
PROVIDENCE PORTLAND MEDICAL CENTER		1			1
SAINT AGNES HOSPITAL			1	100%	1
Kroger 779 - The Little Clinic Georgetown		1			1
ASSOCIATES IN INTERNAL MEDICINE PA			1	100%	1
FLORIDA DIGESTIVE AND LIVER SPECIALISTS			1	100%	1
MEDEXPRESS URGENT CARE - BENTONVILLE		1			1
ATMORE COMMUNITY HOSPITAL			1	100%	1
KETTERING MEDICAL CENTER			1	100%	1
PAUL C SCHWARTZ & MELVIN L WEIDMAN		1			1
Arlington Care Center			1	100%	1
MEDIPLUS CLINIC, INC			1	100%	1
AVERA SACRED HEART HOSPITAL			1	100%	1
Consulate Health Care of Tallahassee			1	100%	1
WELLCARE URGENT CARE			1	100%	1
ALABAMA REFERENCE LAB			1	100%	1
MEDERI CARETENDERS VS OF SE FL LLC DBA			1	100%	1
WALGREENS #06025		1			1
YUMA REGIONAL MEDICAL CENTER			1	100%	1
NULEASE MEDICAL SOLUTIONS			1	100%	1
INTERMOUNTAIN HEALTHCARE CENTRAL LABORATORY			1	100%	1
Good Shepherd Fairview Home, Inc.		1			1
TITUSVILLE TOWERS ASSISTED LIVING		1			1
AVON PARK CLUSTER		1			1
MAHONEY PEDIATRICS PA			1	100%	1
SOUTH DADE NURSING & REHABILITATION CENTER			1	100%	1

COVID-19: testing by laboratory

Data through Apr 4, 2021 verified as of Apr 5, 2021 at 09:25 AM

Data in this report are provisional and subject to change.

The numbers in the table below represent the number of Florida and non-Florida residents for whom test results were received by the Department of Health. A person can be tested by more than one laboratory and can have both positive and negative results. **Therefore, the sum of the numbers in each column will be larger than the total number of people tested.**

Reporting lab	Inconclusive	Negative	Positive	Percent positive	Total
PUBLIX PHARMACY #0332		1			1
ALL AMERICAN FAMILY AND GERIATRIC CARE			1	100%	1
VICTORIA PAIN AND REHABILITATION CENTER			1	100%	1
MEMORIAL HOSPITAL AT GULFPORT			1	100%	1
SISTERS MISSION			1	100%	1
ADVENTHEALTH SENIOR CARE AT ORMOND			1	100%	1
CMC MERCY LABORATORY			1	100%	1
PEDIATRIC PARTNERS ZEPHYRHILLS			1	100%	1
JOHN PETER SMITH HOSPITAL- OB TRIAGE			1	100%	1
ALTAMONTE SPRINGS WALK IN MED CENTER			1	100%	1
LANGLADE			1	100%	1
FIT4LIFE MEDICAL CENTER			1	100%	1
CASA DE ORO CARE AND REHABILITATION CE		1			1
Signature HealthCare of Bowling Green		1			1
Smg At Bridgewater Family Medicine		1			1
ASHLEY PEDIATRICS DAY & NIGHT CLINIC			1	100%	1
TEXAS HEALTH HARRIS METHODIST HOSPITAL			1	100%	1
SEVEN HILLS HEALTHCARE GROUP LLC DBA		1			1
Kroger 618 - The Little Clinic Trail Creek Village		1			1
SMYTH COUNTY COMMUNITY HOSPITAL LABORATORY			1	100%	1
PROGRESSIVE URGENT CARE, PC			1	100%	1
MEMORIAL SATILLA HEALTH			1	100%	1
GALVESTON COUNTY HEALTH DISTRICT			1	100%	1
MID FLORIDA DERMATOLOGY ASSOCIATES PA			1	100%	1
MEDEXPRESS URGENT CARE-BRENTWOOD		1			1
VERITAS GENETICS, INC.			1	100%	1
ORMOND PEDIATRICS PA			1	100%	1
Kroger 569 - The Little Clinic Gallatin		1			1
LEE MEMORIAL HEALTH SYSTEMS HOME HEALTH		1			1
HEALTHPLUS			1	100%	1
MULTICARE PHYSICIANS			1	100%	1
REGIONAL MED CTR BAYONET POINT			1	100%	1
SOUTHERN FAMILY HEALTH			1	100%	1
SPORTS MEDICINE CLINIC - U OF WYOMING			1	100%	1
Life Care Center of Paradise Valley		1			1
CRESTHAVEN			1	100%	1
LAB TEST KENDALL LLC		1			1
ROSLYN INTERNAL MEDICINE		1			1
MEDICAL ASSOCIATES OF CARTER		1			1
DAYTONA BEACH CENTRA CARE			1	100%	1
Altenheim Senior Living		1			1
Heritage of Red Cloud		1			1
MT VIEW			1	100%	1
CLINICAL MICROBIOLOGY LAB FAIRVIEW UNIVERSITY HOSPITAL			1	100%	1
Oak Hill Health & Rehabilitation Center			1	100%	1
ELATION HEALTH		1			1
Brio of Johnston		1			1

COVID-19: testing by laboratory

Data through Apr 4, 2021 verified as of Apr 5, 2021 at 09:25 AM

Data in this report are provisional and subject to change.

The numbers in the table below represent the number of Florida and non-Florida residents for whom test results were received by the Department of Health. A person can be tested by more than one laboratory and can have both positive and negative results. **Therefore, the sum of the numbers in each column will be larger than the total number of people tested.**

Reporting lab	Inconclusive	Negative	Positive	Percent positive	Total
CVS OH6164POCT DELAWARE		1			1
ADVANCE GASTROENTEROLOGY			1	100%	1
CHILDRENS HEALTHCARE CTE OF NORTHERN		1			1
TALLAHASSEE DIALYSIS		1			1
J F K PEDIATRICS			1	100%	1
PREVENTIVE CARDIOLOGY AND INTERNAL MEDICINE ASSOCI			1	100%	1
CORE OCCUPATIONAL MEDICINE			1	100%	1
METHODISM MIDLOTHIAN MEDICAL CENTER			1	100%	1
NEW ULM MEDICAL CENTER			1	100%	1
NORTH BREVARD CHILDRENS MEDICAL CENTER			1	100%	1
ALL CARE URGENT CARE			1	100%	1
Walgreens #10988		1			1
MEA PRIMARY CARE PLUS BYRAM			1	100%	1
WARREN GENERAL HOSPITAL			1	100%	1
JOHN HOPKINS WELLNESS CENTER PEPSICO			1	100%	1
EMERALD HEALTH CARE		1			1
PARKWAY REGIONAL MEDICAL CENTER LAB			1	100%	1
BIOLOGICAL AND CHEMICAL EMERGENCIES LABORATORY			1	100%	1
MID-SOUTH URGENT CARE, PLLC			1	100%	1
CARENOW URGENT CARE-HENDERSONVILLE		1			1
THE DOCTORS OFFICE OF BRICK, LLC		1			1
CARESPOT - WELLINGTON			1	100%	1
INTERNAL MEDICINE GROUP OF WINTER HAVEN PA		1			1
QUALITY URGENT CARE CENTER			1	100%	1
Riverside Nursing & Rehabilitation Center		1			1
BRIDGEWAY CENTER INC			1	100%	1
PROVIDENCE HOSPITAL			1	100%	1
PENROSE HOSPITAL			1	100%	1
PUBLIC HEALTH LABORATORIES			1	100%	1
SUNY AT STONY BROOK			1	100%	1
NEMOURS CHILDRENS URGENT CARE			1	100%	1
Medilodge of Midland		1			1
PROGRESSIVE MEDICAL LAB LLC			1	100%	1
CFHC - FROSTPROOF			1	100%	1
NEWCARE PRIMARY MEDICINE			1	100%	1
GULF BREEZE TREATMENT CENTER, LLC			1	100%	1
PRESTIGE ER			1	100%	1
INDIGO PALMS			1	100%	1
ABSOLUTE CAREGIVERS HOME HEALTH AGENCY INC			1	100%	1
CELEBRATION FAMILY PHYSICIANS LLC			1	100%	1
JET MEDICAL CENTER			1	100%	1
Masonic Medical Research Institute			1	100%	1
LIBERTY COMMONS NURSING AND REHABILITA		1			1
NORTH CAROLINA STATE LABORATORY OF PUBLIC HEALTH, SPECTRUM LAB NETWORK			1	100%	1
BROOKDALE WEST PALM BEACH			1	100%	1
FLORIDA HOSPITAL TRANSPLANT CENTER		1			1
Walgreens #9121		1			1

COVID-19: testing by laboratory

Data through Apr 4, 2021 verified as of Apr 5, 2021 at 09:25 AM

Data in this report are provisional and subject to change.

The numbers in the table below represent the number of Florida and non-Florida residents for whom test results were received by the Department of Health. A person can be tested by more than one laboratory and can have both positive and negative results. **Therefore, the sum of the numbers in each column will be larger than the total number of people tested.**

Reporting lab	Inconclusive	Negative	Positive	Percent positive	Total
PENNY PEDIATRICS		1			1
FAMILY MEDICAL CENTERS			1	100%	1
TMH PHYSICIAN PARTNERS WAKULLA			1	100%	1
BAYFRONT CARDIOVASCULAR ASSOCIATES			1	100%	1
MEDICAL UNIVERSITY OF SOUTH CAROLINA			1	100%	1
APPLECARE URGENT CARE			1	100%	1
YOUR KIDS URGENT CARE			1	100%	1
CARE ADVANTAGE			1	100%	1
Medilodge of Kalamazoo		1			1
CLARKSVILLE MANOR INC		1			1
THYROID SPECIALTY LABORATORY			1	100%	1
TRIPLE O RESEARCH INSTITUTE PA			1	100%	1
APPLECARE URGENT CARE KINGSLAND			1	100%	1
VIVIAN SIMMONS FAMILY PRACTICE			1	100%	1
MIAMI CHILDRENS HOSPITAL MIDTOWN OUTPATIENT CENTER			1	100%	1
Good Samaritan Society-Atkinson		1			1
VIP STARNETWORK		1			1
CVS TX7824POCT GARLAND		1			1
KELLY			1	100%	1
Kempsville Health and Rehab Center		1			1
NORTH WEST FLORIDA DIAGNOSTIC ENOCRINOLOGY CLINIC			1	100%	1
ORLANDO DIALYSIS		1			1
HOLYOKE MEDICAL CENTER			1	100%	1
HUNTSVILLE HOSPITAL			1	100%	1
CARDIAC AND VASCULAR CONSULTANTS MD PA		1			1
Harbor House		1			1
CVS TN6414POCT SMYRNA		1			1
CORPORATION OF AMERICA		1			1
Hinesville VA Clinic		1			1
FAMILY MEDICAL CENTER OF HOLLYWOOD PA			1	100%	1
RADIANCE HEALTH RX		1			1
SPRINGFIELD HOSPITAL			1	100%	1
HOLMES FAMILY PRACTICE PA			1	100%	1
MEMPHIS URGENT CARE #2, LLC			1	100%	1
ALTA BATES SUMMIT MEDICAL CENTER CLINICAL LAB			1	100%	1
WELLPATH			1	100%	1
PALMA CEIA MED GROUP-SWANN		1			1
HALIFAX FAMILY HEALTH CENTER			1	100%	1
MEDEXPRESS URGENT CARE - JACKSON		1			1
DORA HOME CARE			1	100%	1
ROSE MEDICAL CENTER LAB			1	100%	1
FAITH FAMILY PRACTICE			1	100%	1
DESTIN SURGERY CENTER LTD		1			1
ANDERSON NURSING CENTER			1	100%	1
MEDHEALTH CLINICAL INC			1	100%	1
Williamstown Commons			1	100%	1
HEARTLAND OF ZEPHYRHILLS FL, LLC			1	100%	1

COVID-19: testing by laboratory

Data through Apr 4, 2021 verified as of Apr 5, 2021 at 09:25 AM

Data in this report are provisional and subject to change.

The numbers in the table below represent the number of Florida and non-Florida residents for whom test results were received by the Department of Health. A person can be tested by more than one laboratory and can have both positive and negative results. **Therefore, the sum of the numbers in each column will be larger than the total number of people tested.**

Reporting lab	Inconclusive	Negative	Positive	Percent positive	Total
LABORATORY COPRORATION OF AMERICA			1	100%	1
MEDEXPRESS URGENT CARE - LEOMINSTER		1			1
MRMC LAB MICRO			1	100%	1
ABRAKIDABRA KIDS CLINIC			1	100%	1
EH FARGO HOSPITAL LABORATORY			1	100%	1
UNIVERSITY OF MIAMI - LENNAR CENTER			1	100%	1
CVS OH3481POCT MARYSVILLE		1			1
INTERIM HEALTHCARE OF PALM COAST			1	100%	1
Traymore Nursing Center		1			1
Cerenity Senior Care-White Bear Lake		1			1
BROOKSVILLE REGIONAL HOSPITAL			1	100%	1
ADVANCE CARDIOVASCULAR IMAGING, INC			1	100%	1
SPECTRUM LUDINGTON			1	100%	1
ANDREWS			1	100%	1
Kroger 539 - The Little Clinic Memorial Blvd.		1			1
TRANSCEND PERFORMANCE AND LIFESTYLE INSTITUTE			1	100%	1
Central Alabama Veterans HCS - East Campus		1			1
CLINTON DRUG STORE		1			1
SARASOTA MEMORIAL HOSPITAL		1			1
Oakview Manor Health and Rehab		1			1
CLINICAL LABORATORY DEPARTMENT			1	100%	1
HANCOCK REGIONAL HOSPITAL		1			1
EAST END PEDIATRICS		1			1
Kroger 527 - The Little Clinic Hwy 70 S.		1			1
Accordius Health at Gastonia			1	100%	1
LAB. CORP. OF AMERICA			1	100%	1
Diversicare of Eupora		1			1
MINUTECLINIC LLC #3351			1	100%	1
JERSEY IRISH MEDICAL		1			1
CAN COMMUNITY HEALTH NORTH MIAMI, FL		1			1
MARYWOOD HEIGHTS		1			1
Villa Maria			1	100%	1
INNOVATIVE HEALTH DIAGNOSTIC OF CALIFORNIA			1	100%	1
Walgreens #5421		1			1
TILLAMOOK COUNTY GENERAL HOSPITAL LAB		1			1
COASTAL MANOR		1			1
DAVENPORT PEDIATRICS CLERMONT			1	100%	1
MEDEXPRESS URGENT CARE - LAWTON		1			1
MYLAN-SOUTH POINT PA		1			1
PASCO COUNTY HEALTH DEPARTMENT			1	100%	1
PEDIATRIC ASSOCIATES - JACKSONVILLE			1	100%	1
PRIME CARE FAMILY MEDICINE			1	100%	1
IDAHO HEALTH DEPARTMENT			1	100%	1
CVS MA929POCT FRANKLIN		1			1
Bolingreen Health and Rehabilitation		1			1
RIVERTON CBOC			1	100%	1
PSL JAX BEACH OPERATIONS LLC			1	100%	1

COVID-19: testing by laboratory

Data through Apr 4, 2021 verified as of Apr 5, 2021 at 09:25 AM

Data in this report are provisional and subject to change.

The numbers in the table below represent the number of Florida and non-Florida residents for whom test results were received by the Department of Health. A person can be tested by more than one laboratory and can have both positive and negative results. **Therefore, the sum of the numbers in each column will be larger than the total number of people tested.**

Reporting lab	Inconclusive	Negative	Positive	Percent positive	Total
CLIFTON-FINE HOSPITAL LABORATORY		1			1
HEARTLAND PHARMACY SEBRING			1	100%	1
FAMILY PRACTICE OF CENTRAL FLORIDA PA			1	100%	1
CAH ACQUISITION COMPANY 11 LLC			1	100%	1
BOTTINEAU GOOD SAMARITAN CENTER		1			1
Crisp Regional Nursing and Rehab Center		1			1
URGENT DOC -NACOGODOCHES CLINIC			1	100%	1
WALMART PHARMACY 10-4554		1			1
RYE BEACH PHARMACY INC		1			1
MBMG OF WINTER HAVEN			1	100%	1
MERCY MEDICAL CENTER INC			1	100%	1
BRADENTON CONVENTION CENTER□			1	100%	1
CHAMBREL AT PINECASTLE			1	100%	1
SOUTH TEXAS HEALTH SYSTEM ER - WARE ROAD			1	100%	1
THE INTERNAL MEDICAL GROUP		1			1
SEABROOK EMS			1	100%	1
EVANS FAMILY CARE PA			1	100%	1
CHRISTIANA HOSPITAL		1			1
LIFE CARE CENTER OF HILTON HEAD		1			1
PALOMAR MEDICAL CENTER			1	100%	1
A.G. Rhodes		1			1
SEATTLE-KING COUNTY			1	100%	1
WHEATON FRANCISCAN LABORATORY			1	100%	1
MEMORIAL HOSPITAL LOS BANOS			1	100%	1
Kroger 705 - The Little Clinic Richmond		1			1
PHOEBE SUMTER MEDICAL CENTER LABORATORY		1			1
ALLEGANY COUNTY DEPARTMENT OF HEALTH		1			1
AURORA CONSOLIDATED LABORATORY			1	100%	1
The Center at Centennial			1	100%	1
THE EMORY CLINIC			1	100%	1
Kroger 356 - The Little Clinic Middletown		1			1
FLORIDA DEPARTMENT OF HEALTH PALM BEACH COUNTY			1	100%	1
WALKIN MEDICAL URGENT CARE,NEW CITY			1	100%	1
Walgreens #12153		1			1
CVS IL7142POCT LOCKPORT		1			1
CHC			1	100%	1
TAYLOR COUNTY HEALTH DEPARTMENT			1	100%	1
COURTLAND TERRACE		1			1
LAREDO EMERGENCY ROOM			1	100%	1
HARTFORD HEALTH CARE & REHABILITATION			1	100%	1
CLEVELAND HEARTLAB			1	100%	1
BIODORON LABORATORIES			1	100%	1
OXLEY PARK HEALTH & REHAB		1			1
Greene Meadows Nursing and Rehabilitation Center		1			1
ATLANTIS VISION CENTER			1	100%	1
PULSE MEDICAL DOCTOTS LLC			1	100%	1
MEDEXPRESS URGENT CARE - ROCKAWAY		1			1

COVID-19: testing by laboratory

Data through Apr 4, 2021 verified as of Apr 5, 2021 at 09:25 AM

Data in this report are provisional and subject to change.

The numbers in the table below represent the number of Florida and non-Florida residents for whom test results were received by the Department of Health. A person can be tested by more than one laboratory and can have both positive and negative results. **Therefore, the sum of the numbers in each column will be larger than the total number of people tested.**

Reporting lab	Inconclusive	Negative	Positive	Percent positive	Total
BAYLOR SCOTT & WHITE ALL SAINTS MEDICAL CENTER FT			1	100%	1
SUNRISE/QUAY COUNTY HEALTH CLINIC		1			1
MD NOW MEDICAL CENTERS, INC			1	100%	1
NABI		1			1
LACKAWANNA HEALTH AND REHAB CENTER		1			1
WAKE FOREST MEDICAL CENTER LABORATORY			1	100%	1
Nemours Children's Clinic-Orla			1	100%	1
MISSION REGIONAL MEDICAL CENTER			1	100%	1
SIGNATURE CARE MIDLAND			1	100%	1
GADSDEN FAMILY PRACTICE		1			1
SPRINGBROOK HOSPITAL			1	100%	1
COMMUNITY CARE CENTER☐		1			1
DOYLESTOWN HOSPITAL			1	100%	1
FORT LOUDOUN PRIMARY CARE		1			1
NEW MILFORD HOSPITAL			1	100%	1
SALEM HOSPITAL REGIONAL LABORATORY		1			1
DEPT OF VA MEDICAL CENTER - MIAMI			1	100%	1
SAINT PETE MRI			1	100%	1
MAIN STREET PHARMACY OF MARCELLUS, INC		1			1
FAU MEMORY & WELLNESS CENTER			1	100%	1
TMH URGENT CARE CENTER			1	100%	1
FORT MYERS DIALYSIS		1			1
Melbourne Terrace Rehabilitation Center			1	100%	1
GENEVA FAMILY HEALTH			1	100%	1
San Antonio Residence and Rehabilitation Center		1			1
SAINT JOSEPHS HOSPITAL OF ATLANTA			1	100%	1
HUNTERS CREEK MEDICAL ASSOCIATES PA		1			1
BEACH CARE PLLC			1	100%	1
Hillside Manor Rehabilitation and Extended Care Center		1			1
JACKSONVILLE HEALTH & REHAB		1			1
DEL PRADO MEDICAL CENTER, INC		1			1
TARRANT MEDICAL ASSOCIATES			1	100%	1
SUNCOAST BEHAVIORAL HEALTH CENTER			1	100%	1
MARTIN HEALTH PHYSICIAN GROUP			1	100%	1
FLORIDA EPIDEMIOLOGY PROGRAM			1	100%	1
SPINE & PAIN CONSULTANT PLLC		1			1
AMERICAN FAMILY CARE URGENT CARE		1			1
MEDEXPRESS URGENT CARE PENNSVILLE		1			1
Schoenbrunn Healthcare		1			1
Ozark Health and Rehabilitation, LLC		1			1
CVS KS8601POCT OVERLAND PARK			1	100%	1
HEALTH FIRST MEDICAL GROUP LLC			1	100%	1
PEDIATRIC ASSOCIATES - DORAL			1	100%	1
Rockcastle Health and Rehab		1			1
SANFORD HOME		1			1
CVS TX4794POCT ARLINGTON		1			1
Autumn Care of Suffolk		1			1

COVID-19: testing by laboratory

Data through Apr 4, 2021 verified as of Apr 5, 2021 at 09:25 AM

Data in this report are provisional and subject to change.

The numbers in the table below represent the number of Florida and non-Florida residents for whom test results were received by the Department of Health. A person can be tested by more than one laboratory and can have both positive and negative results. **Therefore, the sum of the numbers in each column will be larger than the total number of people tested.**

Reporting lab	Inconclusive	Negative	Positive	Percent positive	Total
Westminster Canterbury Richmond		1			1
CALIFORNIA PUBLIC HEALTH LABORATORY			1	100%	1
Heritage Health of Peru			1	100%	1
EPIC CARE PHARMACY		1			1
OCEANVIEW NURSING AND REHABILITAION CENTER			1	100%	1
CVS OH3306POCT AKRON		1			1
The Evangelical Lutheran Good Samaritan Society Prescott Village		1			1
GREATER TAMPA AT HOME			1	100%	1
Kroger 970 - The Little Clinic Westfield			1	100%	1
Fairhaven Retirement Community		1			1
SMITH			1	100%	1
GOOD PEDIATRICS			1	100%	1
MEDICAL ASSOCIATES OF THE SHOALS		1			1
AMERICAN LAB LLC		1			1
Gulf Coast health and Rehabilitation, LLC		1			1
SV MOBILE HEALTH			1	100%	1
EMERSON HOSPITAL LABORATORY			1	100%	1
WYOMING COUNTY DEPARTMENT OF HEALTH		1			1
ARLINGTON ADULT RESIDENTIAL FACILITY, INC			1	100%	1
CVS CA9963POCT SAN DIEGO		1			1
PHYSICIAN ASSOCIATES, LLC			1	100%	1
Vista Park			1	100%	1
CVS IL2297651CV JOLIET		1			1
COLLINS NURSING HOME		1			1
CONSOLIDATED			1	100%	1
URGENT 202 COX CREEK PKWY		1			1
PROGRESSIVE MEDICAL RESEARCH			1	100%	1
FIRSTCARE MEDICAL CENTER			1	100%	1
Manor Care of Dallastown d/b/a ManorCare Health Services - Dallastown		1			1
CONTINENTAL HOME HEALTH CARE INC			1	100%	1
TFH HOME HEALTH INC			1	100%	1
LabCorp L#09258295 M#09258285			1	100%	1
MISSISSIPPI VALLEY REGIONAL BLOOD CENTER			1	100%	1
JPS HEALTH CENTER AT TRUE WORTH PLACE			1	100%	1
NOORANI MEDICAL CENTER LLC			1	100%	1
Bayou Vista Community Care Center			1	100%	1
PHYSICIANS URGENT CARE			1	100%	1
SARHA DOCTORS CENTER			1	100%	1
CHILDREN'S NATIONAL MEDICAL CENTER			1	100%	1
EXPRESS CARE OF OCALA			1	100%	1
SEGAL INSTITUTE FOR CLINICAL RESEARCH INC			1	100%	1
Walgreens #3049		1			1
AAA MEDICAL TESTING			1	100%	1
MEMORIAL HERMANN SOUTHWEST HOSPITAL			1	100%	1
Crowne Health Care of Eufaula		1			1
SYNERGY DIALYSIS INC			1	100%	1
GENESIS MICROBIOLOGY LAB		1			1

COVID-19: testing by laboratory

Data through Apr 4, 2021 verified as of Apr 5, 2021 at 09:25 AM

Data in this report are provisional and subject to change.

The numbers in the table below represent the number of Florida and non-Florida residents for whom test results were received by the Department of Health. A person can be tested by more than one laboratory and can have both positive and negative results. **Therefore, the sum of the numbers in each column will be larger than the total number of people tested.**

Reporting lab	Inconclusive	Negative	Positive	Percent positive	Total
Jenkins Living Center		1			1
SCHUYLER HOSPITAL		1			1
ADVENTHEALTH WATERMAN COMMUNITY CLINIC			1	100%	1
ADVENTHEALTH MEDICAL GROUP UROLOGY AT EAST ORLANDO		1			1
STAT EMERGENCY CENTER			1	100%	1
EAGLE COUNTY HEALTH AND HUMAN SERVICES			1	100%	1
BOCA RATON REGIONAL HOSPITAL		1			1
OUCH URGENT CARE			1	100%	1
GAMMA HEALTHCARE, INC		1			1
Encompass Health Rehab Hosp Tinton Falls		1			1
Kroger - KRO03400316			1	100%	1
SUN CITY DIAGNOSTIC CENTER			1	100%	1
ELLICOTT CENTER FOR REHABILITATION AND		1			1
KAISER PERMANENTE REGIONAL REFERENCE LABORATORY		1			1
HSRE-ASL CASSELBERRY TRS, LLC			1	100%	1
Ashland Place Health and Rehabilitation, LLC		1			1
Shelbyville Manor		1			1
VALLEY HOSPITAL MEDICAL CENTER		1			1
SHANNON MEDICAL CENTER			1	100%	1
DEVITA		1			1
URGENTMED			1	100%	1
ATHENS MEDICAL CENTER			1	100%	1
NIHCC			1	100%	1
WELLINGTON WEST 100176			1	100%	1
Waycross VA CBOC		1			1
KENDALL PEDIATRICS PARTNERS LLC			1	100%	1
CENTRAL FL INTERNAL MEDICINE ASSOCIATES LLC		1			1
NOVANT HEALTH PRINCE WILLIAM WELLNESS CENTER			1	100%	1
AESTHETIC PHYSICIANS PC			1	100%	1
Remarkable Healthcare Dallas			1	100%	1
WESTOX LABS		1			1
MORGAN MEDICAL CENTER		1			1
POUDRE VALLEY HOSPITAL			1	100%	1
HIGHLAND LABORATORY			1	100%	1
MEDICAL LIFE-INC GUIDEWELL EMERGENCY MEDICINE			1	100%	1
LANGLEY DIALYSIS			1	100%	1
WILMINGTON NURSING AND REHAB			1	100%	1
CHATSWORTH ASSISTED LIVING COMMUNITY AT PGA NATIONAL			1	100%	1
EVENTIDE LUTHERAN HOME		1			1
PURECARE PHARMACY		1			1
Central Alabama Veterans HCS - West Campus		1			1
ST.ELIZABETH HEALTH CENTER	1				1
BAPTIST HOSPITAL EAST			1	100%	1
Northern Nevada State Veterans Home		1			1
HAMPTON VAMC		1			1
CARE CENTER OF LAKE PLACID			1	100%	1
Juniper Village at Bucks County		1			1

COVID-19: testing by laboratory

Data through Apr 4, 2021 verified as of Apr 5, 2021 at 09:25 AM

Data in this report are provisional and subject to change.

The numbers in the table below represent the number of Florida and non-Florida residents for whom test results were received by the Department of Health. A person can be tested by more than one laboratory and can have both positive and negative results. **Therefore, the sum of the numbers in each column will be larger than the total number of people tested.**

Reporting lab	Inconclusive	Negative	Positive	Percent positive	Total
Parkside Manor		1			1
ADVENTHEALTH HOME CARE WATERMAN			1	100%	1
PALMETTO CHARTER SCHOOL☐		1			1
Orange City Nursing and Rehab Center			1	100%	1
MIRAMAR KIDNEY CENTER		1			1
NEW RIVER HEALTH DISTRICT			1	100%	1
MEDEXPRESS URGENT CARE - MT EPHRAIM		1			1
American Fork Care Center dba Heritage Care Center		1			1
LONESTAR 24HRER MANAGEMENT LLC DBA LONESTAR 24HRER			1	100%	1
DORAL KIDNEY CENTER			1	100%	1
MYCLINIC, INC			1	100%	1
NEMOURS CHILDREN'S PRIMARY CARE			1	100%	1
JEFFREY A HIRSCHFIELD, MD PA			1	100%	1
ALCALA PHARMACEUTICALS			1	100%	1
Mountain City Care and Rehabilitation Center		1			1
Piqua Manor		1			1
MEDCARE QUALITY MEDICAL CENTER LLC			1	100%	1
SHAW MEDICAL GROUP LLC			1	100%	1
Kroger 588 - The Little Clinic Thompsons Station		1			1
SILVERMAN			1	100%	1
AHC Dyersburg		1			1
HIGHLANDS CLINICAL LABORATORY			1	100%	1
ALL PRO ORTHOPEDICS & SPORTS MEDICINE, PA			1	100%	1
SYNAPSE ANALYTICAL LABS		1			1
LIFESTREAM BEHAVIORAL CENTER INC			1	100%	1
EXACCARE KINGSTON, LLC			1	100%	1
HOUSTON MEDICAL CENTER			1	100%	1
MEDICAL EXAMINERS OFFICE, LEESBURG			1	100%	1
KIOSK MEDICINE KENTUCKY LLC		1			1
LOUISIANA STATE LAB			1	100%	1
TMH PHYSICIAN PARTNERS QUINCY			1	100%	1
DORNOCH PLACE DEL PRADO		1			1
SKY LAKES MEDICAL CENTER		1			1
St. Catherine's manor of Findlay		1			1
HEALTH CLINIC,THE		1			1
WORKFORCE HEALTH DEPARTMENT			1	100%	1
MARYLAND DEPARTMENT OF HEALTH AND MENTAL HYGIENE			1	100%	1
MINUTE CLINIC DIAGNOSTIC MED GRP OF CA		1			1
CVS OH254OPOCT HILLIARD		1			1
WEST FLORIDA MEDICAL CENTER CLINIC			1	100%	1
INFANTS & CHILDREN PA			1	100%	1
NEMOURS CHILDREN'S PRIMARY CARE			1	100%	1
JOHN MANCHIN SR HEALTH CARE CENTER		1			1
ARTESIAN HOME		1			1
CVS MA654POCT ACTON		1			1
ADVANCE HEALTH AND WELLNESS SOLUTIONS			1	100%	1
MCCALLIE SCHOOL-STUDENT HEALTH CENTER		1			1

COVID-19: testing by laboratory

Data through Apr 4, 2021 verified as of Apr 5, 2021 at 09:25 AM

Data in this report are provisional and subject to change.

The numbers in the table below represent the number of Florida and non-Florida residents for whom test results were received by the Department of Health. A person can be tested by more than one laboratory and can have both positive and negative results. **Therefore, the sum of the numbers in each column will be larger than the total number of people tested.**

Reporting lab	Inconclusive	Negative	Positive	Percent positive	Total
HIGH DESERT COURT GROUP HOME			1	100%	1
WEST VIRGINIA LABORATORIES			1	100%	1
Harris Hill Nursing Facility		1			1
FRESENIUS MEDICAL CARE TRADTION			1	100%	1
SMA BEHAVIORAL HEALTH SERVICES INC		1			1
DEVLIN MANOR NURSING AND REHABILITATION		1			1
MARTIN LUTHER KING RENAL INSTITUTE			1	100%	1
Accordius Health at Harrisonburg		1			1
CHATEAU MADELEINE - SENIOR LIVING & MEMORY CARE			1	100%	1
WASHINGTON SOLDIERS HOME AND COLONY		1			1
CARSON NURSING AND REHABILITATION CENTER		1			1
BAPTIST HEALTH PRIMARY CARE AT CUTLER BAY			1	100%	1
EXPRESS LAB LIVINGSTON			1	100%	1
GENESIS HOME HEALTH CARE SERVICES OF			1	100%	1
ALBUQUERQUE INDIAN HEALTH CENTER		1			1
PINELLAS POINT NURSING AND REHAB CENTER			1	100%	1
BLESSINGS MEDICAL CLINIC, THE			1	100%	1
NONA MEDICAL ARTS		1			1
MOUNTAINVIEW URGENT CARE VALLEY		1			1
COASTAL PEDIATRICS LLC			1	100%	1
HALE KUPUNA HERITAGE HOME		1			1
MID-FLORIDA PATHOLOGY LLC		1			1
PEDIATRIC ASSOCIATES OF JULINGTON CREEK			1	100%	1
YORK HOSPITAL: MICROBIOLOGY			1	100%	1
WESTON COUNTY HEALTH SERVICES			1	100%	1
MEDICAL CLINIC OF HOUSTON			1	100%	1
DOCTORS HOSPITAL OF LAREDO			1	100%	1
TIMPANOGOS REGIONAL HOSPITAL			1	100%	1
SC-GA2018 THE RIDGE REHABILITATION & H		1			1
VANAJA SUREDDI MD PA			1	100%	1
Greenhaven Health and Rehabilitation		1			1
CVS MI8287POCT MACOMB		1			1
PANCARE HEALTH - BRUCE			1	100%	1
NEXT LEVEL URGENT CARE (WOODLANDS)			1	100%	1
HARDIN MEMORIAL HOSPITAL - HEARTLAND PATHOLOGY CONSULTANTS			1	100%	1
QUALITY LAB			1	100%	1
THE MEDICAL CENTER			1	100%	1
GENESIS HEALTH SYSTEM			1	100%	1
ADVANCED MEDICAL LABORATORIES (AML)			1	100%	1
Kroger 016 - The Little Clinic Centennial		1			1
EMERY MEDICAL CENTER			1	100%	1
Avista Nursing and Rehab			1	100%	1
FIVE STAR PREMIER RESIDENCES OF POMPANO BEACH			1	100%	1
LOGAN COUNTY HOSPITAL			1	100%	1
AUTUMN HOUSE			1	100%	1
Washington County Nursing H0me			1	100%	1
SUN LABORATORY SERVICES,INC			1	100%	1

COVID-19: testing by laboratory

Data through Apr 4, 2021 verified as of Apr 5, 2021 at 09:25 AM

Data in this report are provisional and subject to change.

The numbers in the table below represent the number of Florida and non-Florida residents for whom test results were received by the Department of Health. A person can be tested by more than one laboratory and can have both positive and negative results. **Therefore, the sum of the numbers in each column will be larger than the total number of people tested.**

Reporting lab	Inconclusive	Negative	Positive	Percent positive	Total
ROCKLEDGE HEALTH & REHABILITATION CENTER			1	100%	1
ST JOSEPHS CHILDRENS HOSPITAL PEDI TRANSPORT			1	100%	1
ST. LUKES HOSPITAL			1	100%	1
WALGREENS #5130			1	100%	1
MED CHOICE CENTER OF NORTH MIAMI			1	100%	1
Fulton County Medical Center Long Term Care			1	100%	1
AMERICA'S ER SITE 002 LLC			1	100%	1
Miller Health Care Center			1	100%	1
CVS MA299POCT WORCESTER		1			1
CLEVELAND CLINIC OUTPATIENT LABORATORY			1	100%	1
BGB SUMMIT MEDICAL GROUP		1			1
BOND & STEELE CLINIC, PA			1	100%	1
GWINNETT MEDICAL CENTER			1	100%	1
ERIE COUNTY EMERGENCY SERVICES DIV OF		1			1
WESTEX URGENT CARE, PLLC			1	100%	1
GATEWAY LABORATORIES		1			1
ORDRS, INC.			1	100%	1
WAYNE COUNTY PUBLIC HEALTH		1			1
Maple Lane Nursing Home		1			1
Eagle Point Health Care Center		1			1
SONORAN DESERT PATHOLOGY			1	100%	1
Seal Rock Healthcare		1			1
Woodstock Nursing and Rehabilitation Center		1			1
RIVERSIDE PEDIATRIC GROUP, INC		1			1
BATESVILLE - SHERWOOD URGENT CARE			1	100%	1
CVS IL2297652CV CHICAGO		1			1
PRIMARY AND URGENT CARE			1	100%	1
CSL PLASMA LAB			1	100%	1
CLEMENT MANOR HEALTH CENTER		1			1
SUSAN F WILLIAMS MD PA			1	100%	1
FREEPORT ER DOX URGENT CARE		1			1
HEALTHCARE FOR THE HOMELESS			1	100%	1
INTERNAL MEDICINE ASSOCIATES		1			1
Oakland Nursing and Rehabilitation Center		1			1
OAKWOOD HOSPITAL - DEARBORN LAB			1	100%	1
INFECTION CONTROL DEPT			1	100%	1
CVS TN6394POCT BRENTWOOD		1			1
The Carrington		1			1
LAKE REGIONAL HEALTH			1	100%	1
UT HEALTH RGV CLINICAL LABORATORY			1	100%	1
HABANA HEALTH CARE CENTER			1	100%	1
Lakeland Nursing and Rehabilitation Center LLC		1			1
MOSOLF PEDIATRICS PA			1	100%	1
CURELOGICS WOUND CARE & HYPERBARIC CENTER		1			1
Wilkes-Barre VAMC		1			1
MOUNT SINAI MEDICAL CENTER AVENTURA ER			1	100%	1
LAB PLUS, LLC AT ASCENSION SAINT THOMA		1			1

COVID-19: testing by laboratory

Data through Apr 4, 2021 verified as of Apr 5, 2021 at 09:25 AM

Data in this report are provisional and subject to change.

The numbers in the table below represent the number of Florida and non-Florida residents for whom test results were received by the Department of Health. A person can be tested by more than one laboratory and can have both positive and negative results. **Therefore, the sum of the numbers in each column will be larger than the total number of people tested.**

Reporting lab	Inconclusive	Negative	Positive	Percent positive	Total
BRIDGEWATER AT WATERMAN VILLAGE			1	100%	1
CVS AZ9374POCT TUCSON		1			1
YOUR HEALTH PEDIATRICS INC			1	100%	1
ONPOINT URGENT CARE			1	100%	1
Troy Center for Rehabilitation & Nursing		1			1
Garden Villa Bedford		1			1
Country View of Sunbury			1	100%	1
NHLS			1	100%	1
15 TO KNOW			1	100%	1
ALLIED PEDIATRICS & FAMILY MEDICINE			1	100%	1
VELOCITY URGENT CARE - LITTLE CREEK			1	100%	1
Kingston of Miamisburg		1			1
Willowbrooke Court at Normandy Farms Estates		1			1
LEE HEALTH KIDS URGENT CARE		1			1
PARTNERS IN PRIMARY CARE		1			1
OAK HAVEN REHAB AND NURSING CENTER			1	100%	1
RICHMOND MEDICAL CENTER FOR WOMEN		1			1
THE MEDICAL CENTER AT BOWLING GREEN			1	100%	1
CVS / PHARMACY #10794			1	100%	1
NEW ERA HEALTH CENTER INC		1			1
HERITAGE CARE AND REHABILITATION CENTE		1			1
THE NEW JEWISH HOME		1			1
CENTRAL FLORIDA MEDICAL CARE			1	100%	1
SOUTH FLORIDA URGENT CARE CENTERS, LLC			1	100%	1
HAWAII DEPARTMENT OF HEALTH LAB			1	100%	1
MEDLABS OF FLORIDA LLC D/B/A MEDLABS DIAGNOSTICS		1			1
SIGNATURE CARE COLLEGE STATION			1	100%	1
Lenbrook		1			1
KIDS HEALTH ALLIANCE PA			1	100%	1
Vibralfife of El Paso Rehabilitation Center			1	100%	1
MAGGY PHARMACY INC		1			1
WAYCROSS INTRTNAL MEDICINE			1	100%	1
ELLIS HOSPITAL URGENT CARE CENTER LAB		1			1
SHANNON CLARK OD, PA			1	100%	1
PRIMARY CARE & PEDIATRICS - SHEPHERSTOWN		1			1
HEALTH ALLIANCE			1	100%	1
KID FIXERS		1			1
WALGREENS #01398			1	100%	1
POETS WALK SARASOTA			1	100%	1
VA COMMUNITY BASED CLINIC - LAKE CITY			1	100%	1
Valley Center (WV)			1	100%	1
GRAND VIEW HOSPITAL			1	100%	1
MCH PHYSICIANS GROUP			1	100%	1
ST GERARD'S COMMUNITY OF CARE		1			1
GABRIELA GOLDSTEIN MD PA			1	100%	1
UNIVERSITY OF IOWA HOSPITALS & CLINICS			1	100%	1
SUTTER GOULD MEDICAL FOUNDATION			1	100%	1

COVID-19: testing by laboratory

Data through Apr 4, 2021 verified as of Apr 5, 2021 at 09:25 AM

Data in this report are provisional and subject to change.

The numbers in the table below represent the number of Florida and non-Florida residents for whom test results were received by the Department of Health. A person can be tested by more than one laboratory and can have both positive and negative results. **Therefore, the sum of the numbers in each column will be larger than the total number of people tested.**

Reporting lab	Inconclusive	Negative	Positive	Percent positive	Total
NEMOURS CHILDRENS PRIMARY CARE CLERMONT			1	100%	1
MAYO CLINICAL LABORATORIES		1			1
CATHEDRAL GERONTOLOGY CENTER DBA CATHEDRAL CARES			1	100%	1
Lutheran Community at Telford		1			1
LCMC LAB SUBSECTION		1			1
Grangeville Health and Rehab		1			1
VETERANS AFFAIRS MEDICAL CENTER - EAST ORANGE			1	100%	1
KROGER 785 - THE LITTLE CLINIC DIXIE HWY		1			1
WALGREENS #12624		1			1
ADVENTHEALTH DURAND			1	100%	1
MEDEX CLINIC LLC			1	100%	1
LADY OF THE SEA HOSPITAL LAB			1	100%	1
UMASS MEMORIAL/MARLBORO HOSPITAL			1	100%	1
WW Chem Auto SS			1	100%	1
BAPTIST HEALTH SURGERY CENTER			1	100%	1
BRADENTON DIALYSIS			1	100%	1
Advanced Health Care of St. George		1			1
LAKE WALES DIALYSIS CENTER			1	100%	1
OHIOHEALTH URGENT CARE			1	100%	1
NORTH BROWARD MEDICAL CENTER			1	100%	1
B2 URGENT CARE			1	100%	1
NORTH COUNTY MEDICAL LAB			1	100%	1
Kroger 531 - The Little Clinic Waterville		1			1
BROOKS REHAB			1	100%	1
HOLYCROSS URGENT CARE AND IMAGING CENTER		1			1
PHYSICIANS LAB INC			1	100%	1
ALL CHILDRENS PEDIATRIC CLINIC			1	100%	1
CVS CA9492POCT YORBA LINDA		1			1
ASSOCIATESMD			1	100%	1
CONCENTRA - LEESBURG		1			1
Walgreens #9620		1			1
Kroger 541 - The Little Clinic Long Hollow Pike		1			1
MED FIRST IMMEDIATE CARE AND FAMILY PRACTICE			1	100%	1
TREASURE COAST PRIMARY CARE		1			1
Bay View Nursing and Rehabilitation Center			1	100%	1
OKLAHOMA BLOOD INSTITUTE			1	100%	1
CVS LA1116POCT BATON ROUGE		1			1
FASTMED URGENT CARE			1	100%	1
Brattleboro Crossings LLC dba Pine Heights at Brattleboro		1			1
SAINT JOSEPH'S HOSPITAL AND MEDICAL CENTER		1			1
MORGAN STANELY HEALTH CENTER		1			1
KATHY L ANDERSON DO PA			1	100%	1
CARENOW URGENT CARE – SPRING			1	100%	1
LABWORKS LLC			1	100%	1
PEDIATRIC SPECIALTY CLINIC COLLIER			1	100%	1
MEDICAL CENTER OF TRINITY - MOB		1			1
UNIVERSITY URGENT CARE			1	100%	1

COVID-19: testing by laboratory

Data through Apr 4, 2021 verified as of Apr 5, 2021 at 09:25 AM

Data in this report are provisional and subject to change.

The numbers in the table below represent the number of Florida and non-Florida residents for whom test results were received by the Department of Health. A person can be tested by more than one laboratory and can have both positive and negative results. **Therefore, the sum of the numbers in each column will be larger than the total number of people tested.**

Reporting lab	Inconclusive	Negative	Positive	Percent positive	Total
WALGREEN#12147		1			1
PROVIDENCE ST PETER HOSPITAL		1			1
IZ MEDICAL		1			1
Hearthstone Nursing and Rehabilitation Center		1			1
ELEMENTS PHARMACY			1	100%	1
PROVIDENCE ST. PATRICK HOSPITAL			1	100%	1
LIFECARE MEDICAL CENTER			1	100%	1
CVS AZ4795POCT MESA		1			1
SUMMERLIN MEDICAL CENTRE			1	100%	1
XSTREMEMD			1	100%	1
MISSOURI DEPARTMENT OF HEALTH AND SENIOR SERVICES - STATE PH LAB		1			1
Eddy Memorial Geriatric Center		1			1
INTERNAL MEDICINE EMILIA MURRAY MD PA		1			1
MERITUS MEDICAL CENTER			1	100%	1
SPECIALTY MOLECULAR - DENVER			1	100%	1
Kroger - KRO70300083			1	100%	1
RESIDENCES AT MIAMI / REIGN GARDENS LLC, THE			1	100%	1
AFTER HOURS CLINIC			1	100%	1
St. Ann Rehabilitation and Nursing Center		1			1
AdventHealth Care Center Zephyrhills North			1	100%	1
DOCTORS CARE - AIKEN MALL			1	100%	1
WELLMED AT LINEBAUGH AVE			1	100%	1
CLINICAL PATHOLOGY LABORATORIES SOUTHEAST INC			1	100%	1
UF HEALTH THE VILLAGES			1	100%	1
PUBLIX PHARMACY #1122		1			1
Lopatcong Center		1			1
CVS TN5694POCT SODDY DAISY		1			1
ACCESS HEALTH CARE PHYSICIANS, LLC		1			1
BAYSTATE REFERENCE LABORATORY			1	100%	1
ANSWERS RESOURCE FACILITY		1			1
PATHLAB SERVICES			1	100%	1
MINUTECLINIC DIAGNOSTICS OF OKLAHOMA		1			1
GATEWAY HEALTHCARE, PC			1	100%	1
PEDIATRIC URGENT CARE CENTR OF FORT WORTH-LA GRAN			1	100%	1
BETHESDA HEALTH PHYSICIANS GROUP		1			1
NEW YORK CITY DEPARTMENT OF HEALTH			1	100%	1
PANCARE HEALTH - NORTHSIDE ELEMENTARY			1	100%	1
Kroger 532 - The Little Clinic Murfreesboro		1			1
VA Boston HCS-West Roxbury Division			1	100%	1
Trucare Living Centers - Columbus		1			1
MALUHIA		1			1
LEE MEMORIAL HOSPITAL OUTPATIENT SURGERY CENTER			1	100%	1
Excel Care Center			1	100%	1
SEASONS HOSPICE AND PALLIATIVE CARE OF			1	100%	1
SOUTHEASTERN INTEGRATED MEDICAL PL			1	100%	1
USA Healthcare LTC, LLC - Folsom Center for Rehabilitation & Healthca		1			1
TUNIS STREET GROUP HOME		1			1

COVID-19: testing by laboratory

Data through Apr 4, 2021 verified as of Apr 5, 2021 at 09:25 AM

Data in this report are provisional and subject to change.

The numbers in the table below represent the number of Florida and non-Florida residents for whom test results were received by the Department of Health. A person can be tested by more than one laboratory and can have both positive and negative results. **Therefore, the sum of the numbers in each column will be larger than the total number of people tested.**

Reporting lab	Inconclusive	Negative	Positive	Percent positive	Total
CAROMONT HEALTH			1	100%	1
CLEVELAND CLINIC AKRON GENERAL			1	100%	1
LIBERTY HEALTH CENTER			1	100%	1
BROCK HUGHES MEDICAL CENTER			1	100%	1
MEDTOWN PHARMACY			1	100%	1
Ideal Senior Living Center		1			1
KINGMAN REGIONAL MEDICAL CENTER			1	100%	1
Vi at Aventura		1			1
Kroger 447 - The Little Clinic Lebanon		1			1
COLUMBIA CREST CARE & RAHAB		1			1
UNITYPOINT HEALTH TRINITY			1	100%	1
MAYO CLINIC OUTPATIENT DIALYSIS CENTER			1	100%	1
ACUPATH LABORATORIES INC			1	100%	1
MEDICAL SPECIALISTS OF THE PALM BEACHES INC			1	100%	1
MARTINSVILLE HEALTH AND REHAB			1	100%	1
CVS NE8626POCT LINCOLN		1			1
INTERMOUNTAIN HEALTHCARE LABORATORY SERVICES			1	100%	1
CHC SOUTHWEST FLORIDA LAB-LIVE			1	100%	1
MCLEOD MEMORIAL HOSPITAL CLARENDON			1	100%	1
FAST PACE URGENT CARE			1	100%	1
ALLIANCE MD DIRECT PRIMARY CARE			1	100%	1
LAKEVIEW REGIONAL HOSPITAL			1	100%	1
Kroger 825 - The Little Clinic Dorothy Lane		1			1
PHYSICIANS PRIMARY CARE LEHIGH PEDS			1	100%	1
ST JOHN'S MEDICAL CENTER, TETON VILLAGE			1	100%	1
CORDOVA FAMILY PRACTICE			1	100%	1
BMC MAYPORT			1	100%	1
EDGAR PRICE FAMILY & CHILDREN HEALTHCARE CENTER			1	100%	1
EXCEPTIONAL EMERGENCY CENTER			1	100%	1
CVS AZ3264POCT PHOENIX			1	100%	1
CORNERSTONE OF RECOVERY INC		1			1
TRUCARE LIVING CENTERS - SELMA			1	100%	1
RELIANCE HOME HEALTH CARE INC		1			1
BRONSON METHODIST HOSPITAL			1	100%	1
HYDE PARK MEDICAL CENTER		1			1
POMPANO BEACH ARTIFICIAL KIDNEY CENTER			1	100%	1
			1	100%	1
RMC BROOKHOLLOW MED AESTHETICS INC		1			1
Kroger 57 - The Little Clinic Jay C Charlestown		1			1
Brakeley Park Center		1			1
EASTSIDE MEDICAL CLINIC		1			1
AMERICAN DRUG TESTING LAB LLC			1	100%	1
BLUFFTON HEALTH CENTER			1	100%	1
Carington Park			1	100%	1
HOLSTON MEDICAL GROUP		1			1
CLUB HEALTH AND REHABILITATION CENTER, THE		1			1
IRA FIALKO DO			1	100%	1

COVID-19: testing by laboratory

Data through Apr 4, 2021 verified as of Apr 5, 2021 at 09:25 AM

Data in this report are provisional and subject to change.

The numbers in the table below represent the number of Florida and non-Florida residents for whom test results were received by the Department of Health. A person can be tested by more than one laboratory and can have both positive and negative results. **Therefore, the sum of the numbers in each column will be larger than the total number of people tested.**

Reporting lab	Inconclusive	Negative	Positive	Percent positive	Total
Kroger 368 - The Little Clinic Frankfort West		1			1
Victory Health and Rehabilitation			1	100%	1
NULL			1	100%	1
ARNOLD PALMER HOSPITAL LAB POCT		1			1
WELLMED AT BAY AREA		1			1
NORTHSIDE FAMILY MEDICINE		1			1
FAMILY PHYSICIANS OF WINTER PARK, INC			1	100%	1
ALLIED PHYSICIANS GROUP		1			1
MOUNT SINAI MEDICAL CENTER OF FLORIDA INC			1	100%	1
SANTA CLARA VALLEY MEDICAL CENTER			1	100%	1
SHAMRA MEDICAL LABORATORY			1	100%	1
SKY RIDGE MEDICAL CENTER - MICRO			1	100%	1
MEDEXPRESS-DOVER		1			1
Kroger 433 - The Little Clinic Atoka		1			1
USC VERDUGO HILLS HOSPITAL			1	100%	1
MDS PHARMA SERVICES		1			1
Newton Wellesley Center for Alzheimer's Care		1			1
INNOVATIVE CARE PARTNERS PLLC			1	100%	1
BASCOM PALMER-MICRO LAB			1	100%	1
UFHEALTH			1	100%	1
PARK AVENUE DERMATOLOGY NORTH			1	100%	1
PRIMEX CLINICAL LABORATORIES INC			1	100%	1
DR BAWA AND ASSOCIATES			1	100%	1
Kroger 518 - The Little Clinic Hermitage		1			1
TRAVIS LEE THOMPSON MD			1	100%	1
Kroger 670 - The Little Clinic Dawson Forest Rd & Hwy 19		1			1
LAKE MARY OPTUM FLORIDA			1	100%	1
HOWELL BRANCH COURT			1	100%	1
Mission Arch Center		1			1
BAXTER REGIONAL MEDICAL CENTER			1	100%	1
MOUNT SINAI COMPREHENSIVE CANCER CENTER			1	100%	1
CAREATC - WISCONSIN PIPE-FITTERS			1	100%	1
GREYSTONE HOME HEALTH OF GREATER ORLANDO LLC		1			1
BNJ		1			1
Metairie Healthcare Center			1	100%	1
COMMUNITY MEDICAL CARE			1	100%	1
LOWER KEYS COMMUNITY HEALTH CENTER			1	100%	1
SCRIPTS PLUS INC DBA THE MEDICINE SHOP		1			1
BROOKDALE AVONDALE (BU 04360)			1	100%	1
TWIN			1	100%	1
MEDEXPRESS URGENT CARE - WAYNESBURG		1			1
Peninsula Nursing and Rehabilitation Center		1			1
MY INSTADOC - HOWELL URGENT CARE		1			1
NORTHERN KENTUCKY HEALTH DEPARTMENT			1	100%	1
MARTIN MEMORIAL MEDICENTER			1	100%	1
ADVANCED INDIVIDUALIZED MEDICINE OF NAPLES			1	100%	1
PALMETTO LANDING			1	100%	1

COVID-19: testing by laboratory

Data through Apr 4, 2021 verified as of Apr 5, 2021 at 09:25 AM

Data in this report are provisional and subject to change.

The numbers in the table below represent the number of Florida and non-Florida residents for whom test results were received by the Department of Health. A person can be tested by more than one laboratory and can have both positive and negative results. **Therefore, the sum of the numbers in each column will be larger than the total number of people tested.**

Reporting lab	Inconclusive	Negative	Positive	Percent positive	Total
MEDCARE-GARNERS FERRY			1	100%	1
MEMORIAL HERMANN MEDICAL GROUP-ATASCOCITA PEDS			1	100%	1
WINTER GARDEN CHILDREN'S HEALTH CENTERS			1	100%	1
WEST BOCA MEDICAL CENTER			1	100%	1
Waters of Covington		1			1
ANMED HEALTH MEDICAL CENTER			1	100%	1
CENTRAL FLORIDA HOSPITALIST			1	100%	1
GREATER MIAMI DIALYSIS			1	100%	1
WILLOWBROOKE COURT AT MATTHEWS GLEN		1			1
Ramsey Village		1			1
MEMORIAL HOSPITAL MIRAMAR WAIVED TESTING			1	100%	1
BRIGHAM YOUNG UNIV STUDENT HEALTH CTR			1	100%	1
AHMG LAKE NONA PRIMARY CARE		1			1
UT MD ANDERSON CANCER CENTER-TUMOR MARKER LAB			1	100%	1
DIXIE REGIONAL MEDICAL CENTER			1	100%	1
HAYS CLINICAL LAB			1	100%	1
LAKE COMMUNITY ACTION AGENCY		1			1
STAMFORD HOSPITAL			1	100%	1
CVS TX1057POCT SAN ANTONIO		1			1
C A R E S		1			1
INDIANA STATE DEPARTMENT OF HEALTH CLINIC MICROBIOLOGY		1			1
Walgreens #17445		1			1
ManorCare Yeadon		1			1
FAIRVIEW HOSPITAL			1	100%	1
HENRICO DOCTOR'S LABORATORY			1	100%	1
IVAN, MAYA			1	100%	1
ORMOND BEACH DIALYSIS			1	100%	1
ENT & ALLERGY ASSOCIATES, LLP - SLEEPY HOLLOW (ABBOTT)		1			1
PALM BEACH COUNTY HEALTH DEPT.			1	100%	1
REELFOOT FAMILY WALK-IN CLINIC		1			1
CENTRAL FLA PEDIATIC URGENT CARE LLC		1			1
KROGER 915 - THE LITTLE CLINIC ANDERSON			1	100%	1
Kroger 699 - The Little Clinic Smyrna		1			1
DUKE UNIVERSITY POINT OF CARE TESTING PROGRAM			1	100%	1
GENESEE COUNTY HEALTH DEPARTMENT		1			1
BAPTIST HEALTH FLOYD			1	100%	1
CLIFTON SPRINGS		1			1
LIFE CARE CENTER OF GWINNETT		1			1
Kroger 923 - The Little Clinic Centerville		1			1
Smg/North Jersey Hematology & Oncology		1			1
PUTNAM CO HOSPITAL-D/B/A ASBURY TOWERS		1			1
PALM SPRINGS GENERAL HOSPITAL			1	100%	1
PHYSICIANS OF CENTRAL FLORIDA			1	100%	1
DECATUR MORGAN HOSPITAL - DECATUR GENE		1			1
NORTHEAST TEXAS DIALYSIS		1			1
PowerBack Piscataway Center		1			1
TMH PHYSICIAN PARTNERS			1	100%	1

COVID-19: testing by laboratory

Data through Apr 4, 2021 verified as of Apr 5, 2021 at 09:25 AM

Data in this report are provisional and subject to change.

The numbers in the table below represent the number of Florida and non-Florida residents for whom test results were received by the Department of Health. A person can be tested by more than one laboratory and can have both positive and negative results. **Therefore, the sum of the numbers in each column will be larger than the total number of people tested.**

Reporting lab	Inconclusive	Negative	Positive	Percent positive	Total
El Paso Health Care Center			1	100%	1
MARINA DEL REY HOSPITAL LAB			1	100%	1
FAIRHAVEN		1			1
ULTIMATE ANALYSIS LABORATORY			1	100%	1
UNIVERSITY OF FLORIDA			1	100%	1
WELLNOW URGENT CARE-OSWEGO			1	100%	1
VISTA DEL SOL MED ASSOC		1			1
Bivins Pointe			1	100%	1
GARDENS PEDIATRICS LAB			1	100%	1
KNOX COMMUNITY HOSPITAL			1	100%	1
OPTIMAL MEDICINE INC		1			1
NANCY M WORTHINGTON MD PA			1	100%	1
ASHLEY PEDIATRICS DAY AND NIGHT CLINIC			1	100%	1
ALIMETRIX INC		1			1
STANLY REGIONAL MEDICAL CENTER			1	100%	1
STVHCS - Dental Outpatient Clinic		1			1
FLORIDA STATE UNIVERSITY HEALTH SERVICES			1	100%	1
LAKELAND MEDICAL CENTER			1	100%	1
PRIORITY CARE LLC			1	100%	1
COSTCO PHARMACY #1023			1	100%	1
NCH HEALTHCARE CREEKSIDE ENDOSCOPY			1	100%	1
Alden Lincoln Park			1	100%	1
CENTRAL TX URGENT CARE			1	100%	1
ASHLEY PEDICATRICS DAY AND NIGHT CLINIC			1	100%	1
BOCA RATON PHYSICIANS PA			1	100%	1
ADVENT HEALTH MEDICAL GROUP MULTISPECIALTY			1	100%	1
WINCHESTER HOSPITAL			1	100%	1
MED TECH CLINICAL LABORATORY		1			1
JOHNSON MEDICAL SERVICES			1	100%	1
NORTH SHORE HEMATOLOGY-ONCOLOGY ASSOCIATES		1			1
ADVENTHEALTH MEDICAL GROUP PEDIATRICS DIABETES &			1	100%	1
NICKLAUS CHILDREN'S DORAL OUTPATIENT CENTER			1	100%	1
JERSEY IRISH MEDICAL (DBA AFC URGENT C			1	100%	1
ST CATHERINE HOSPITAL LABORATORY			1	100%	1
NORTH RIVER FAMILY HEALTH CENTER			1	100%	1
FLORIDA DEPARTMENT OF HEALTH IN BROWARD COUNTY		1			1
ADAMS COUNTY HEALTH DEPARTMENT			1	100%	1
JOSHUA E CHESIR MD		1			1
Glen Haven Health and Rehabilitation LLC		1			1
Tremont Health & Rehabilitation Center		1			1
Sky View Rehabilitation and Health Care Center		1			1
Arbor Springs Health and Rehab		1			1
TMH CANCER CENTER LABORATORY			1	100%	1
EAST FL CORE LAB			1	100%	1
LAB PLUS, LLC			1	100%	1
SANDPIPER CLUSTER		1			1
DIGNITY HEALING LLC			1	100%	1

COVID-19: testing by laboratory

Data through Apr 4, 2021 verified as of Apr 5, 2021 at 09:25 AM

Data in this report are provisional and subject to change.

The numbers in the table below represent the number of Florida and non-Florida residents for whom test results were received by the Department of Health. A person can be tested by more than one laboratory and can have both positive and negative results. **Therefore, the sum of the numbers in each column will be larger than the total number of people tested.**

Reporting lab	Inconclusive	Negative	Positive	Percent positive	Total
PUBLIX PHARMACY # 1236			1	100%	1
GEORGETOWN URGENT CARE			1	100%	1
Wayne County Nursing Home		1			1
NORTH SHORE HEMATOLOGY-ONCOLOGY ASSOCI		1			1
SOMA MEDICAL CENTER PA #2			1	100%	1
THE CHILDREN'S HOSPITAL OF PHILADELPHIA		1			1
ROAN MOUNTAIN MEDICAL CENTER			1	100%	1
SHARON REGIONAL MEDICAL CENTER			1	100%	1
CARESPOT - OCOEE			1	100%	1
SOUTHWOOD NURSING & RETIREMENT CENTER		1			1
PEACE HEALTH FAMILY MEDICINE AT 87TH AVE		1			1
COUNTY OF HAMILTON			1	100%	1
PANCARE HEALTH - CARR ELEM & MIDDLE SCHOOL			1	100%	1
NYU LANGONE AMBULATORY CARE LAKE SUCCE		1			1
PULMONARY MEDICINE		1			1
LAKE VISTA DIALYSIS			1	100%	1
FAMILY & INTERNAL MEDICINE CENTER		1			1
MARTIN ARMY COMMUNITY HOSPITAL			1	100%	1
PARK LANE NURSING HOME		1			1
Kroger 717 - The Little Clinic Dolphin Drive			1	100%	1
BEACHSIDE DETOX		1			1
ST JOHNS EPISCOPAL HOSPITAL SOUTH SHORE		1			1
PELICAN STATE OUTPATIENT CENTER			1	100%	1
Holly Hill Healthcare Center			1	100%	1
GARDENS AT MAPLEWOOD			1	100%	1
BEAUMONT URGENT CARE		1			1
THE GROVE HEALTH AND REHAB			1	100%	1
LOUIS A JOHNSON VAMC		1			1
HARDEN DIALYSIS		1			1
Mountain View Manor			1	100%	1
MISSION HOSPITAL			1	100%	1
LAURELS OF NORWORTH		1			1
MEDICAL CENTER			1	100%	1
DOCTORS CHOICE HOME CARE INC			1	100%	1
MERITER LABORATORIES			1	100%	1
ADVANCE MD CARE			1	100%	1
BROOKDALE FORT MYERS LAKES PARK			1	100%	1
NATICK URGENT CARE			1	100%	1
Kroger 419 - The Little Clinic Farmington/Exeter		1			1
EAST COAST INSTITUTE FOR RESEARCH LLC			1	100%	1
ENZO LABS INC			1	100%	1
COSTAMED GRUPO MEDICO			1	100%	1
JOHN D. ARCHBOLD MEMORIAL HOSPITAL			1	100%	1
Louis Stokes Cleveland VA - Midtown Dialysis Center		1			1
IMA MEDICAL CENTER OF SOUTH WEST ORLANDO			1	100%	1
BLACK SHEEP MEDICAL			1	100%	1
AUTUMN CARE OF STATESVILLE, LLC		1			1

COVID-19: testing by laboratory

Data through Apr 4, 2021 verified as of Apr 5, 2021 at 09:25 AM

Data in this report are provisional and subject to change.

The numbers in the table below represent the number of Florida and non-Florida residents for whom test results were received by the Department of Health. A person can be tested by more than one laboratory and can have both positive and negative results. **Therefore, the sum of the numbers in each column will be larger than the total number of people tested.**

Reporting lab	Inconclusive	Negative	Positive	Percent positive	Total
Manor Care Health Care Services - Williamsport North		1			1
Kroger 753 - The Little Clinic Goss Avenue		1			1
TREASURE COAST COMMUNITY HEALTH INC			1	100%	1
CVS TX7431POCT ROWLETT		1			1
URGENT TEAM MANAGEMENT OF TENNESSEE, L			1	100%	1
Ravenwood Speciality Care		1			1
SUPREME MEDICAL GROUP PLLC			1	100%	1
MODERN URGENT CARE			1	100%	1
Manassas Health & Rehab			1	100%	1
Waddell Nursing & Rehab Center		1			1
SUMMERFIELD PAIN MANAGEMENT			1	100%	1
PHYSICIANS ASSOCIATES PA			1	100%	1
Kroger 523 - The Little Clinic Dickson			1	100%	1
PROGENESIS INC			1	100%	1
MOSAIC MEDICAL CENTER MARYVILLE			1	100%	1
NORTH FLORIDA CHILD DEVELOPMENT, INC			1	100%	1
Brookdale Southside			1	100%	1
Keller Landing Center		1			1
Niles Nursing and Rehab. Center		1			1
QUICKCARE HEALTH, INC			1	100%	1
CVS MA1875POCT ASHLAND			1	100%	1
Home Health Care Clinic		1			1
BEAUMONT REFERENCE LABORATORY			1	100%	1
CARE STATION MEDICAL GROUP		1			1
Longwood Community Living Center		1			1
CHILTON MEDICAL CENTER		1			1
CSI LABORATORIES FLORIDA			1	100%	1
FOUNDATION LABORATORY			1	100%	1
MARTIN MEM FAMILY CARE AT ST LUCIE W			1	100%	1
UHS BINGHAMTON GENERAL			1	100%	1
BRANKO D PEJIC MD FAMILY PRACTICE			1	100%	1
Baypoint Healthcare Center			1	100%	1
Indianspring of Oakley		1			1
WVU MEDICINE - WESTON			1	100%	1
Kroger 395 - The Little Clinic Blanchester		1			1
PALMS WEST SURGICENTER		1			1
FIRST CARE WALK IN CLINIC LLC			1	100%	1
CERMAK HEALTH SERVICES			1	100%	1
ASHLEY CLINICAL DIAGNOSTIC LABORATORY			1	100%	1
Sanford Health & Rehabilitation			1	100%	1
ROYAL PALM PEDIATRICS			1	100%	1
Kroger 481 - The Little Clinic Houston Levee		1			1
LAMARQUE DIALYSIS			1	100%	1
Quince Nursing and Rehabilitation Center		1			1
Maplewood of Cheshire County		1			1
VIP FAMILY PRACTICE			1	100%	1
NSPIRE HEALTHCARE PLANTATION			1	100%	1

COVID-19: testing by laboratory

Data through Apr 4, 2021 verified as of Apr 5, 2021 at 09:25 AM

Data in this report are provisional and subject to change.

The numbers in the table below represent the number of Florida and non-Florida residents for whom test results were received by the Department of Health. A person can be tested by more than one laboratory and can have both positive and negative results. **Therefore, the sum of the numbers in each column will be larger than the total number of people tested.**

Reporting lab	Inconclusive	Negative	Positive	Percent positive	Total
ADVANCED RESEARCH AND DIAGNOSTIC LABORATORY UNIVERSITY OF MINNESOTA			1	100%	1
MINNESOTA HERITAGE HOUSE		1			1
CVS NV9586POCT RENO		1			1
LAKE MARY DIALYSIS			1	100%	1
Glenview Terrace Nursing Center		1			1
ADVOCATE GOOD SAMARITAN			1	100%	1
Good Samaritan Society - Mountian Lake		1			1
Elderwood at Lancaster		1			1
Kroger 909 - The Little Clinic Hamilton			1	100%	1
MOBILE HEALTH MEDICAL SERVICES PC		1			1
NORTH MIAMI BEACH SURGICAL CENTER			1	100%	1
PATHOLOGYT & LAB MEDICINE SERVICES			1	100%	1
UPMC NORTHWEST HOSPITAL			1	100%	1
SIGNATURE HEALTHCARE OF BUCKHEAD		1			1
RIDGE OPTUM FLORIDA			1	100%	1
KISSIMMEE HOME TRAINING		1			1
ST MICHAEL'S ELITE MEDICAL HOSPITAL			1	100%	1
CVS CT2210POCT RIVERSIDE		1			1
Kroger 805 - The Little Clinic Lewis Center		1			1
LEHIGH REGIONAL WOUND CENTER			1	100%	1
LUMICO LIFE INSURANCE COMPANY		1			1
BAY AREA HOSPITAL LAB & HST		1			1
WALGREENS #10854		1			1
INDIAN RIVER CLINICAL LABORATORY, INC.		1			1
SUMMIT COUNTY PUBLIC HEALTH DEPARTMENT			1	100%	1
NEVADA RURAL HOUSING AUTHORITY			1	100%	1
CENTRAL FLORIDA ADULT MEDICINE		1			1
BALLAD HEALTH MEDICAL ASSOCIATES URGENT CARE			1	100%	1
UF HEALTH - WILDLIGHT			1	100%	1
WVU MEDICINE AT SUNCREST TOWNE CENTRE			1	100%	1
LOPEZ		1			1
Pontotoc Health and Rehab		1			1
TRADITIONAL MEDICINE CENTER			1	100%	1
PASTEUR MEDICAL HIALEAH GARDEN LLC			1	100%	1
LOVELACE WOMEN'S HOSPITAL		1			1
UNIVERISTY HOSPITAL			1	100%	1
HILLSBORO MEDICAL CENTER MAIN LABORATO		1			1
HEALTH PLUS SUNRISE MEDICAL OFFICE			1	100%	1
FHPG INTERNAL MEDICINE OF BRANDON			1	100%	1
FLORIDA SOUTHERN COLLEGE			1	100%	1
SPARTA HEALTH & REHAB		1			1
LADY LAKE FAMILY MEDICINE			1	100%	1
DIAGNOSTIC GROUP INTEGRATED HEALTHCARE			1	100%	1
CONCIERGE INTERNAL MEDICINE ASSOCIATES			1	100%	1
DIRECT PRIMARY CARE OF BURLESON			1	100%	1
GIFFORD MEMORIAL HOSPITAL		1			1
ARIZA WELLNESS CARE LLC			1	100%	1

COVID-19: testing by laboratory

Data through Apr 4, 2021 verified as of Apr 5, 2021 at 09:25 AM

Data in this report are provisional and subject to change.

The numbers in the table below represent the number of Florida and non-Florida residents for whom test results were received by the Department of Health. A person can be tested by more than one laboratory and can have both positive and negative results. **Therefore, the sum of the numbers in each column will be larger than the total number of people tested.**

Reporting lab	Inconclusive	Negative	Positive	Percent positive	Total
UNIVERSITY OF BALTIMORE WASHINGTON MEDICAL CENTER			1	100%	1
CYPRESS VILLAGE REHAB CENTER		1			1
NHC Sequatchie		1			1
CAREHERE HUDSON BAY			1	100%	1
SOUTHWOOD HEALTHCARE CENTER		1			1
PARRISH MEDICAL GROUP			1	100%	1
CAMBRIDGE HEALTH ALLIANCE			1	100%	1
Sunnybrook Rehabilitation Center			1	100%	1
MEDEXPRESS URGENT CARE CHICOPEE			1	100%	1
LAREDO CARE CLINIC NORTH		1			1
LOURDES URGENT CARE			1	100%	1
Birmingham Nursing & Rehab Center		1			1
REEVES COUNTY HOSPITAL DISTRICT			1	100%	1
CVS IN6536POCT KOKOMO		1			1
PM PEDIATRICS PC			1	100%	1
FORT MYERS NORTH DIALYSIS		1			1
THE CLINIC ON SIXTH			1	100%	1
CHATEAU TERREBONNE HEALTH CARE		1			1
Terrace Glen Village		1			1
ABBOTT LABORATORIES - OCCUPATIONAL HEALTH SERVICES			1	100%	1
ASCENSION ST VINCENT'S - WESTSIDE			1	100%	1
RIVERVIEW HOSPITAL	1				1
DEACONESS URGENT CARE CENTER			1	100%	1
COUNTRYSIDE PEDIATRIC CARE PA			1	100%	1
NORTH PALM BEACH DIALYSIS CENTER			1	100%	1
SOMA MEDICAL CENTER PA #2 OAKLAND			1	100%	1
CVS KS8573POCT OVERLAND PARK		1			1
URGENT CARE OF FORT LAUDERDALE INC			1	100%	1
ELAN MANATEE			1	100%	1
EMERGENCY CARE SERVICES LAB AT JFK MEDICAL CENTER			1	100%	1
CARESOUTH HHA HOLDINGS OF VIRGINIA, LLC			1	100%	1
DR DAN C TRIGG MEMORIAL HOSPITAL		1			1
Kroger 49 - The Little Clinic Wichita - 21st St.			1	100%	1
POINTE MEDICAL SERVICES INC			1	100%	1
LABTEST LLC LABTEST DIAGNOSTICS			1	100%	1
FAMILY MEDICINE AT CELEBRATION		1			1
EXAC CARE CROSSVILLE		1			1
IMMEDIATE CARE MEDICAL CENTER			1	100%	1
ABE'S GARDEN/PARK MANOR APARTMENTS		1			1
MIL LAKE HEALTHCARE CENTER INC PEDIATRICS			1	100%	1
CORPUS CHRISTI MEDICAL CENTER			1	100%	1
Village Crest Center for Health & Rehabilitation		1			1
PINEVILLE PHARMACY			1	100%	1
BICKERTON, DAWN		1			1
PRINCIPLE DIAGNOSTICS LLC			1	100%	1
DEPARTMENT OF HEALTH SERVICES			1	100%	1
MEDPOST URGENT CARE - CIBOLO			1	100%	1

COVID-19: testing by laboratory

Data through Apr 4, 2021 verified as of Apr 5, 2021 at 09:25 AM

Data in this report are provisional and subject to change.

The numbers in the table below represent the number of Florida and non-Florida residents for whom test results were received by the Department of Health. A person can be tested by more than one laboratory and can have both positive and negative results. **Therefore, the sum of the numbers in each column will be larger than the total number of people tested.**

Reporting lab	Inconclusive	Negative	Positive	Percent positive	Total
PARK AVENUE PEDIATRICS PC		1			1
PRIMARY CARE SERVICES AT WESTMINSTER V		1			1
BL DIAGNOSTICS LLC			1	100%	1
GOSHEN MEDICAL CENTER			1	100%	1
Signature Healthcare of Georgetown		1			1
Chestnut Ridge Nursing & Rehab		1			1
SANTA BARABARA ALF LLC (THE WINDSOR)			1	100%	1
FLORIDA HOSPITAL LAB			1	100%	1
ADVENTHEALTH MEDICAL GROUP OBSTETRICS			1	100%	1
LANCASHIRE HALL NURSING AND REHABILITATION CENTER		1			1
MONROE COUNTY PUBLIC HEALTH DEPARTMENT			1	100%	1
CVS AZ9277POCT TUCSON		1			1
BRIDGEWATER PARK ASSISTED LIVING LLC			1	100%	1
LINCOLN COUNTY MEDICAL CENTER		1			1
LOUNDY		1			1
Arlington Health and Rehabilitation		1			1
NHC HealthCare St. Charles		1			1
LEESBURG DIALYSIS CENTER		1			1
ROBERT TAYLOR COMMUNITY COMPLEX			1	100%	1
RAMBAM URGENT CARE			1	100%	1
ARISTACARE AT MANCHESTER		1			1
ST LUKE LUTHERAN HOME		1			1
HEALTH CHOICES, PLLC		1			1
LABORATORIO BUENA SALUD			1	100%	1
CAREFIRST URGENT CARE - BEECHMONT			1	100%	1
BUFFALO VAMC			1	100%	1
ST JOHN'S HOME CARE			1	100%	1
IMMY LABS			1	100%	1
MAYO MEDICAL LABORATORIES			1	100%	1
SUPERKIDS PEDIATRICS			1	100%	1
BROOKDALE FORT WALTON BEACH			1	100%	1
WESTCHESTER MEDICAL CENTER ADVANCED		1			1
ADVANCED CARDIOVASCULAR DIAGNOSTICS OF FL			1	100%	1
PATHOLOGY ASSOCIATES			1	100%	1
MINUTECLINIC DIAGNOSTIC OF NH, LLC (CL		1			1
NF Escambia, LLC DBA Olive BranchHealth and Rehabilitaion Center			1	100%	1
Kroger 086 - The Little Clinic Broomfield-Sheridan		1			1
ATHENA PLASTIC SURGERY		1			1
MEDEXPRESS URGENT CARE-VINLAND SOUTH			1	100%	1
DAVENPORT DIALYSIS CENTER		1			1
Belvoir Woods Health Care Center at The Fairfax		1			1
KNAPP MEDICAL GROUP			1	100%	1
VA Ann Arbor HCS		1			1
SOUTHERN WINDS			1	100%	1
HARBOR OAKS GOLDEN YEARS			1	100%	1
Dexter Health Care		1			1
DW MCMILLAN MEMORIAL HOSPITAL LABORATORY			1	100%	1

COVID-19: testing by laboratory

Data through Apr 4, 2021 verified as of Apr 5, 2021 at 09:25 AM

Data in this report are provisional and subject to change.

The numbers in the table below represent the number of Florida and non-Florida residents for whom test results were received by the Department of Health. A person can be tested by more than one laboratory and can have both positive and negative results. **Therefore, the sum of the numbers in each column will be larger than the total number of people tested.**

Reporting lab	Inconclusive	Negative	Positive	Percent positive	Total
COMMONWEALTH OF VIRGINIA DIVISION OF CONSOLIDATED LABORATORY SERVICES			1	100%	1
Douglas County Health Center		1			1
WATERTOWN URGENT CARE		1			1
Garden View Care Center at Dougherty Ferry		1			1
WILLOWBROOKE CT AT LIMA ESTATES		1			1
WINDSOR MANOR			1	100%	1
BLACKBERRY CENTER, THE		1			1
CVS AZ10529POCT SCOTTSDALE		1			1
SELF REGIONAL HEALTHCARE			1	100%	1
ABBOTT LABORATORIES ROSS PRODUCTS			1	100%	1
SAN JOSE CLINIC		1			1
Kroger 907 - The Little Clinic Holland		1			1
Dugan Memorial Home		1			1
Victoria Manor		1			1
LITTLE COMPANY OF MARY HOSPITAL			1	100%	1
HOLY CITY MED URGENT CARE			1	100%	1
MEMORIAL MEDICAL CENTER			1	100%	1
PRACTITIONERS IN MOTION			1	100%	1
RIVERSIDE COUNTY PUBLIC HEALTH LABORATORY			1	100%	1
PACE UNIVERSITY HEALTH CARE		1			1
CARE CONNECTIONS AT HOME LLC			1	100%	1
THE BRENNITY AT TRADITION			1	100%	1
FLAGLER COUNTY BOARD OF COUNTY COMMISSIONERS			1	100%	1
KENNEDY BOULEVARD DIALYSIS			1	100%	1
BAPTIST ASI			1	100%	1
LIFESPAN HEALTH - SELMER		1			1
SOUTH SEMINOLE HOSPITAL POCT			1	100%	1
ST. LUKE'S HOSPITAL			1	100%	1
RIVIERA BEACH INTEGRATED CARE INC			1	100%	1
MINUTECLINIC LLC #3281			1	100%	1
PRIMARY CARE GROUP LLC		1			1
LABORATORIO MEDICO CENTRAL CONDOMINO MD			1	100%	1
REHABILITATION CENTER OF ALBUQUERQUE		1			1
CVS MA38POCT CHARLTON		1			1
Erwin Health Care Center		1			1
HEARTLAND REGIONAL MEDICAL CENTER		1			1
PEDIATRIC PARTNERS OF ZEPHYRHILLS PA			1	100%	1
ORCHARD PARK HEALTH CARE AND REHABILITATION CENTER		1			1
Canandaigua VAMC		1			1
PHYSICIANS IMMEDIATE CARE			1	100%	1
PALM COAST DRAW STATION/AMERICAN HEALTH ASSOCIATES		1			1
BAPTIST HEALTH EXPRESS CARE			1	100%	1
Villages of St.Peters		1			1
LABONE		1			1
INTEGRIS SEMINOLE EMERGENCY DEPT			1	100%	1
MINUTE CLINIC DIAGNOSTICS OF IN, LLC #6252		1			1
EILEEN TURBESSI MD PA		1			1

COVID-19: testing by laboratory

Data through Apr 4, 2021 verified as of Apr 5, 2021 at 09:25 AM

Data in this report are provisional and subject to change.

The numbers in the table below represent the number of Florida and non-Florida residents for whom test results were received by the Department of Health. A person can be tested by more than one laboratory and can have both positive and negative results. **Therefore, the sum of the numbers in each column will be larger than the total number of people tested.**

Reporting lab	Inconclusive	Negative	Positive	Percent positive	Total
FLORHAM PARK ENDOSCOPY CENTER		1			1
WY RETIREMENT CENTER		1			1
BRIAN C GRINER MD LLC			1	100%	1
Kroger 682 - The Little Clinic Combs and Gantzel		1			1
1ST CHOICE URGENT CARE CENTER LLC			1	100%	1
HOME AIDE SVC OF EASTERN NY INC D/B/A		1			1
GOLDING-GRANADO MEDICAL ASSOCIATES		1			1
HEALTH FIRST HOME CARE		1			1
CONVENIENT URGENT CARE			1	100%	1
TCPA CLINICAL LABORATORIES			1	100%	1
MEMORIAL HOSPITAL - BELLEVILLE			1	100%	1
US PUBLIC HEALTH SERVICE HOSPITAL			1	100%	1
The Pines at Poughkeepsie Center for Nursing and Rehabilitation		1			1
ADVENTHEALTH MEDICAL GROUP SENIOR HEALTH AT			1	100%	1
MEDICAL ASSOCIATES OF PINELLAS - LAB			1	100%	1
Walgreens #19461		1			1
STEWART MEDICAL GROUP INC			1	100%	1
Wexner Heritage House			1	100%	1
BIOMAT USA INC			1	100%	1
SOUTHEASTERN HEALTH FACILITES, INC		1			1
BOULDER COMMUNITY HOSPITAL			1	100%	1
PINNACLE DIALYSIS		1			1
JMJ FAMILY PRACTICE			1	100%	1
MEDCOR, INC			1	100%	1
Kroger 126 - The Little Clinic Cottonwood		1			1
BAYCARE OUTREACH LAB AT NEW TAMPA			1	100%	1
SOUTHWEST ORLANDO FAMILY MEDICINE, PL			1	100%	1
CARESOUTH HHA HOLDINGS OF THE TREASURE COAST LLC			1	100%	1
NORTHWEST FLORIDA SPECIALTY PHYSICIANS LLC		1			1
LOUIS STOKES CLEVELAND VA MEDICAL CENTER			1	100%	1
Kroger 367 - The Little Clinic Walton		1			1
Integrity Healthcare of Carbondale			1	100%	1
MANCHESTER COMMONS		1			1
CAREATC - PALM HARBOR			1	100%	1
CRYSTAL RIVER FIRE DEPARTMENT			1	100%	1
CHRISTUS GOOD SHEPHERD MEDICAL CENTER			1	100%	1
UNIVERSITY OF MIAMI PRIMARY CARE SITE UMHC 3039			1	100%	1
SANTA MONICA FERTILITY			1	100%	1
CVS MI22230CV WAYNE COUNTY COMMUNITY COLLEGE			1	100%	1
MERCY GENERAL HOSPITAL			1	100%	1
MANHATTAN COLLEGE HEALTH SERVICES		1			1
MADISON AT OVIEDO			1	100%	1
WELLSTAR PAULDING HOSPITAL		1			1
MEDEXPRESS URGENT CARE - HACKETTSTOWN		1			1
BLOOMINGDALE MEDICAL ASSOC			1	100%	1
ICARE		1			1
SLIDELL MEMORIAL HOSPITAL			1	100%	1

COVID-19: testing by laboratory

Data through Apr 4, 2021 verified as of Apr 5, 2021 at 09:25 AM

Data in this report are provisional and subject to change.

The numbers in the table below represent the number of Florida and non-Florida residents for whom test results were received by the Department of Health. A person can be tested by more than one laboratory and can have both positive and negative results. **Therefore, the sum of the numbers in each column will be larger than the total number of people tested.**

Reporting lab	Inconclusive	Negative	Positive	Percent positive	Total
Life Care Center of Auburn		1			1
YOUR GOOD HEALTH MEDICAL GROUP PA			1	100%	1
WEST FLORIDA MEDICAL ASSOCIATES PA			1	100%	1
AML DIAGNOSTICS- ADV TESTING IN METABOLIC MEDICINE			1	100%	1
SC-GA2018 MCCORMICK REHAB & HEALTHCARE		1			1
ST JOHN HOSPITAL & MEDICAL CENTER MICRO			1	100%	1
Big River Nursing and Rehab		1			1
BAPTIST MINOR MEDICAL CENTER			1	100%	1
BRUSHY CREEK FAMILY HOSPITAL			1	100%	1
GOOD SAMARITAN SOCIETY-FOREST CITY		1			1
CVS MO8595POCT RAYMORE		1			1
RESTORE MEDICAL PARTNERS PLLC			1	100%	1
Fox Subacute at Warrington		1			1
HAVASU REGIONAL MEDICAL CENTER			1	100%	1
Urgent Care 24/7 Orlando LLC			1	100%	1
MEDEXPRESS URGENT CARE -HOWELL US HWY		1			1
MICROBIOLOGY DEPARTMENT			1	100%	1
CHP COVID-19 (TX)			1	100%	1
CVS PHARMACY INC DBA CVS/PHARMACY # 10600		1			1
Isle Health and Rehabilitation Center			1	100%	1
KIDS CARE PEDIATRICS			1	100%	1
FAMILY PRACTICE ASSOCIATES		1			1
BLOOD SYSTEMS LABORATORIES			1	100%	1
SOUTHERN SPRINGS HEALTH CARE		1			1
PCR DIAGNOSTICS			1	100%	1
LEELANAU OPCO, LLC		1			1
THE CHRIST HOSPITAL			1	100%	1
SOUTH COUNTY MEDICAL CENTER			1	100%	1
LP Marietta II, LLC		1			1
ADVENTHEALTH PHYSICIAN GROUP - APPLEWOOD			1	100%	1
CITRONELLE HEALTH AND REHABILITATION CENTER		1			1
SUMMIT DETOX INC			1	100%	1
Crowne Health Care of Thomasville		1			1
ALLIANCE LABORATORY SERVICES			1	100%	1
DISCOVERY AT HOME, LLC			1	100%	1
DIGESTIVE DISEASE CARE PC		1			1
Rio Grande City Nursing and Rehab Center			1	100%	1
Kroger 353 - The Little Clinic Harpers Point		1			1
FALKVILLE HEALTHCARE		1			1
SOUTHEASTERN PATHOLOGY ASSOCIATES			1	100%	1
Kroger - KR003500568			1	100%	1
CARESPOT - MIAMI GARDENS			1	100%	1
Chateau Girardeau			1	100%	1
MEDEXPRESS URGENT CARE - PATRICK STREE			1	100%	1
CENTRAL ALABAMA HEALTH CARE SYSTEM			1	100%	1
FRESENIUS KIDNEY CARE OCALA			1	100%	1
BRISTOL CHILDRENS CLINIC			1	100%	1

COVID-19: testing by laboratory

Data through Apr 4, 2021 verified as of Apr 5, 2021 at 09:25 AM

Data in this report are provisional and subject to change.

The numbers in the table below represent the number of Florida and non-Florida residents for whom test results were received by the Department of Health. A person can be tested by more than one laboratory and can have both positive and negative results. **Therefore, the sum of the numbers in each column will be larger than the total number of people tested.**

Reporting lab	Inconclusive	Negative	Positive	Percent positive	Total
EDWARD HOSPITAL			1	100%	1
MD NOW URGENT CARE			1	100%	1
BAYOU URGENT CARE			1	100%	1
SAINT BARNABAS MEDICAL CENTER		1			1
PALM BEACH DIABETES AND ENDOCRINE SPECIALISTS, PA			1	100%	1
PEDRO L ORTEGA MD PA			1	100%	1
HELGEMO & LIOU PEDIATRICS			1	100%	1
FRONT PORCH PEDIATRICS PLLC			1	100%	1
COLONIAL HEALTH CARE		1			1
St. Anne Home		1			1
HEALTHCARE ASSOCIATES OF IRVING, LLP			1	100%	1
VIVEX/UMTB BIOMEDICAL			1	100%	1
THE LITTLE CLINIC LLC			1	100%	1
Domiciliary Rehab & Residential Treatment Program		1			1
GIBSON AREA PRIMARY CARE			1	100%	1
HEALTHFORCE PARTNERS INC			1	100%	1
HENRY FORD WEST BLOOMFIELD HOSPITAL			1	100%	1
ASSURANCE HEALTHCARE AND COUNSELING CENTER		1			1
URGENT CARE OF COASTAL GEORGIA			1	100%	1
Brown Nursing Home		1			1
Le Roy Village Green		1			1
Diversicare of Smyrna		1			1
PEDIATRIC PARTNERS			1	100%	1
APOLLO ADVANCED HOME HEALTH CORP			1	100%	1
HOSPITAL SISTERS HEALTH SYSTEM (HSHS)			1	100%	1
KINGWOOD EMERGENCY HOSPITAL			1	100%	1
SSC NASHVILLE OPERATING CO LLC D/B/A		1			1
DE TAR HOSPITAL			1	100%	1
HACKENSACK UNIVERSITY MEDICAL CENTER		1			1
WILSON FAMILY MEDICINE LLC		1			1
Abernethy Laurels		1			1
ALAFAYA WOODS FAMILY MEDICAL CENTER		1			1
UMMC MIDTOWN CAMPUS			1	100%	1
FRESENIUS SOUTH FORT MYERS		1			1
Grand Junction VAMC		1			1
QUEST INC			1	100%	1
OPTUM MEDICAL CLINIC IN ROCKRIMMON			1	100%	1
Kroger 682 - The Little Clinic New Holland Market			1	100%	1
MORNINGSIDE NURSING AND REHABILITATION		1			1
CONVENIENT MEDICAL AND HEALTH SERVICES			1	100%	1
AUSTIN URGENT CARE			1	100%	1
GEORGE WASHINGTON UNIVERSITY HOSPITAL			1	100%	1
CHILDREN'S MEMORIAL HOSPITAL			1	100%	1
CHI ST ALEXIUS TRANSITIONAL CARE UNIT		1			1
RM PHARMACY SERVICES INC		1			1
INTEGRATED GENETICS SEQUENOM		1			1
STEPHEN G NELSON MD PA			1	100%	1

COVID-19: testing by laboratory

Data through Apr 4, 2021 verified as of Apr 5, 2021 at 09:25 AM

Data in this report are provisional and subject to change.

The numbers in the table below represent the number of Florida and non-Florida residents for whom test results were received by the Department of Health. A person can be tested by more than one laboratory and can have both positive and negative results. **Therefore, the sum of the numbers in each column will be larger than the total number of people tested.**

Reporting lab	Inconclusive	Negative	Positive	Percent positive	Total
TEVAPHARM			1	100%	1
DR JAMES D FORBES FAMILY CARE CENTER			1	100%	1
SUNCOAST PRIMARY CARE LLC			1	100%	1
JUP Serology SubSection			1	100%	1
NAVARRO MEDICAL CENTERS LLC			1	100%	1
WALGREENS # 11165		1			1
ARCADIA DIALYSIS CENTER			1	100%	1
HALEYVILLE HEALTH CARE CENTER		1			1
COMMUNITY MEDICAL CENTER-ORANGE CITY		1			1
ATHENS LIMESTONE HOSPITAL		1			1
HALIFAX HEALTH PRIMARY CARE ORMOND			1	100%	1
BROADWAY HEALTH FLORIDA MEDICAL CLINIC URGENT CARE			1	100%	1
FHPG SURGICAL ASSOCIATES OF EAST PASCO			1	100%	1
SANFORD LABORATORIES WATERTOWN			1	100%	1
CLARKSVILLE HEALTH SYSTEM			1	100%	1
CARROLL UNIVERSITY STUDENT HEALTH CENTER		1			1
DOCTORS AFTER HOURS URGENT CARE CENTER			1	100%	1
ST VINCENTS OUTPATIENT IMAGING		1			1
Kroger 683 - The Little Clinic Foothills Plaza		1			1
UNLIMITED MEDICAL SERVICES OF FL PL DBA		1			1
HHCS PHARMACY INC			1	100%	1
COLER REHABILITATION AND NURSING CARE		1			1
CONWAY - SHERWOOD URGENT CARE			1	100%	1
SHAH			1	100%	1
HEALTH EXPRESS		1			1
Imperial Healthcare Centre			1	100%	1
FLAGLER CARE CENTER			1	100%	1
MEDEXPRESS URGENT CARE - VINELAND S MA		1			1
SWIFTCARE URGENT CARE, PLLC			1	100%	1
LEXINGTON HOSPITAL CORPORATION			1	100%	1
WINTER PARK MEMORIAL HOSPITAL LABORATORY		1			1
CORONA CONCIERGE, LLC		1			1
NATIONAL INSTITUTES OF HEALTH CLINICAL CENTER			1	100%	1
WEST COAST CLINICAL LABS INC			1	100%	1
Kroger 83 - The Little Clinic Rock Road		1			1
FOCUSED CARE AT ALLENBROOK		1			1
GENESIS CARE USA OF FLORIDA, LLC			1	100%	1
BETHESDA ON TURKEY CREEK			1	100%	1
FAMILY AND INTERNAL MEDICINE ASSOCIATES		1			1
Avera Sr. James Care Center		1			1
HOUSTON DEPARTMENT OF HEALTH AND HUMAN SERVICES			1	100%	1
AUGUSTA HEALTH CLINICAL LABORATORY			1	100%	1
SCRIPPS MERCY HOSPITAL			1	100%	1
FLORIDA KEYS PED AND ADOLES CTR			1	100%	1
SOUTHERN HILLS MEDICAL CENTER			1	100%	1
FAIRVIEW SOUTHDALE			1	100%	1
BHS PHYSICIAN NETWORK			1	100%	1

COVID-19: testing by laboratory

Data through Apr 4, 2021 verified as of Apr 5, 2021 at 09:25 AM

Data in this report are provisional and subject to change.

The numbers in the table below represent the number of Florida and non-Florida residents for whom test results were received by the Department of Health. A person can be tested by more than one laboratory and can have both positive and negative results. **Therefore, the sum of the numbers in each column will be larger than the total number of people tested.**

Reporting lab	Inconclusive	Negative	Positive	Percent positive	Total
CDR MAGUIRE – STUART MISSION			1	100%	1
LRHS Pablo Urgent Care		1			1
MEDEXPRESS URGENT CARE - LODI		1			1
EXPRESS CARE OF LEESBURG			1	100%	1
ST VINCENT'S AMBULATORY CARE INC			1	100%	1
BAYLOR SCOTT & WHITE MEDICAL SURGICAL CLINIC			1	100%	1
GENERATIONS CENTER OF SPENCER		1			1
LEGACY SPECIALTY PHARMACY CORP			1	100%	1
MEDEXPRESS URGENT CARE - NUTLEY		1			1
CARESPOT - LEE VISTA			1	100%	1
MOBILE INFIRMARY MEDICAL CENTER			1	100%	1
CARENOW LAKE WORTH			1	100%	1
STATE OF CALIFORNIA DOH SERVICES			1	100%	1
UUHC - REDSTONE HEALTH CENTER LABORATORY			1	100%	1
PINNACLE PAIN CENTER PS DBA LYNX HEALTHCARE		1			1
MEADOWS PARK HEALTH AND REHABILITATION		1			1
CTMD MEDICAL CENTER, PA			1	100%	1
AVERA ST. MARY'S HOSPITAL			1	100%	1
MEDEXPRESS URGENT CARE-MEADVILLE			1	100%	1
AURORA MEDICAL CENTER-KENOSHA			1	100%	1
Falmouth By The Sea			1	100%	1
MED BAR LLC		1			1
BIOMERIEUX			1	100%	1
CLINICAL RESEARCH OF WEST FLORIDA		1			1
WASHINGTONVILLE PHARMACY INC		1			1
441 URGENT CARE CENTER - BROWNWOOD			1	100%	1
BROOKSHIRE, THE			1	100%	1
Community Compassion Center of Batesville			1	100%	1
Kroger 838 - The Little Clinic Fairborn		1			1
TITUSVILLE CENTER FOR SURGICAL EXCELLENCE LLC		1			1
SYNERGENE LABORATORY			1	100%	1
SOUTHWESTERN STATE HOSPITAL LABORATORY			1	100%	1
NEW ERA COMMUNITY HEALTH CENTER LLC		1			1
MID FLORIDA BIOLOGICALS			1	100%	1
Hempfield Manor		1			1
Kroger 63 - The Little Clinic Glassford Hill Rd		1			1
PINEBROOK CARE AND REHABILITATION CENTER□			1	100%	1
Signature Healthcare of Fort Wayne		1			1
Kroger 390 - The Little Clinic North College Hill		1			1
DERMDX, DIV OF AURORA DIAGNOSTICS/BERNHARDT LAB		1			1
CAN COMMUNITY HEALTH LLC		1			1
CVS TX7825POCT FRISCO		1			1
Monument Health Strugis Care Center		1			1
Regency Square			1	100%	1
BAM INC		1			1
APOLLOMDX LLC			1	100%	1
Spring Gate Rehab and Healthcare Center		1			1

COVID-19: testing by laboratory

Data through Apr 4, 2021 verified as of Apr 5, 2021 at 09:25 AM

Data in this report are provisional and subject to change.

The numbers in the table below represent the number of Florida and non-Florida residents for whom test results were received by the Department of Health. A person can be tested by more than one laboratory and can have both positive and negative results. **Therefore, the sum of the numbers in each column will be larger than the total number of people tested.**

Reporting lab	Inconclusive	Negative	Positive	Percent positive	Total
PRIME HEALTHCARE SERVICES		1			1
FLORIDA DEPARTMENT OF HEALTH IN CITRUS COUNTY		1			1
WRIGHT PATTERSON AFB MEDICAL CENTER			1	100%	1
ACUTE AND COMMUNICABLE DISEASE PREVENTION			1	100%	1
PEDRO MENENDEZ HEALTH CENTER AT ST JOHNS			1	100%	1
TEXAS HEALTH ARLINGTON MEMORIAL		1			1
PERRY COUNTY NURSING HOME		1			1
ULTIMATE KIDNEY CARE			1	100%	1
WEST FLORIDA HOSPITAL LABORATORY			1	100%	1
NORDX			1	100%	1
TEXAS HEALTH ARLINGTON MEMORIAL HOSPITAL			1	100%	1
OMAHA VA MEDICAL CENTER			1	100%	1
APS-SUMMIT CARE PHARMACY, LLC DBA OMNICARE		1			1
PCG MOLECULAR			1	100%	1
THE LITTLE CLINIC, LLC			1	100%	1
HAWKEYE CARE CENTER DUBUQUE		1			1
ORMOND MEDICAL ARTS FAMILY PRACTICE PL			1	100%	1
PORTAGE MEDICAL CENTER			1	100%	1
ENCOMPASS HEALTH REHABILITATION HOSPITAL OF UTAH		1			1
INDIAN RIDGE		1			1
ST MARYS HEALTH CARE SYSTEM		1			1
ST LUKES SURGICAL AT THE VILLAGES INC			1	100%	1
COASTAL ER IX, PHYSICIANS PREMIER			1	100%	1
Mason Health and Rehab		1			1
Kroger 670 - The Little Clinic Powell		1			1
MEDEXPRESS URGENT CARE, MILLCREEK		1			1
LONG ISLAND MINIMALLY INVASIVE SURGERY		1			1
Kroger 929 - The Little Clinic Corryville		1			1
Perham Living			1	100%	1
PRIMARY & URGENT CARE CENTERS			1	100%	1
HIBISCUS COURT			1	100%	1
BOCA GENERAL AND FAMILY MEDICINE		1			1
UNITED HEALTHCARE			1	100%	1
FIRST CARE OF GAINESVILLE			1	100%	1
FRIO REGIONAL PRIMARY CARE AND URGENT CARE CLINIC			1	100%	1
TENNOVA HEALTHCARE - CLEVELAND			1	100%	1
CHI MEMORIAL HOSPITAL CHATTANOOGA			1	100%	1
SAINT LEO UNIVERSITY INCORPORATED			1	100%	1
OMNI HEALTHCARE URGENT CARE			1	100%	1
Royal Palm Beach Health and Rehab Center			1	100%	1
777 URGENT CARE			1	100%	1
WINDERMERE PEDIATRICS			1	100%	1
MEDEXPRESS URGENT CARE, MOSSIDE		1			1
MEMORIAL HERMANN KATY HOSPITAL			1	100%	1
Port Orange Nursing And Rehab Center			1	100%	1
OHIO VALLEY MANOR NURSING &		1			1
STERLING HOUSE OF PORT ORANGE		1			1

COVID-19: testing by laboratory

Data through Apr 4, 2021 verified as of Apr 5, 2021 at 09:25 AM

Data in this report are provisional and subject to change.

The numbers in the table below represent the number of Florida and non-Florida residents for whom test results were received by the Department of Health. A person can be tested by more than one laboratory and can have both positive and negative results. **Therefore, the sum of the numbers in each column will be larger than the total number of people tested.**

Reporting lab	Inconclusive	Negative	Positive	Percent positive	Total
MT CARMEL NURSING HOME		1			1
Walgreens #3661		1			1
MERCY – NORTH IOWA			1	100%	1
BEVERLY ADVANCED PRACTICE NURSING		1			1
Pinnacle Assisted Living			1	100%	1
RESOURCE PATH LLC			1	100%	1
Carrollton Manor Inc		1			1
LAKE LURE HEALTH CENTER			1	100%	1
Aspire Physical Recovery Center at Cahaba River		1			1
MANHATTAN EYE EAR AND THROAT HOSPITAL		1			1
EVEXIA DIAGNOSTICS			1	100%	1
ROSEN MEDICAL CENTER AT ROSEN COLLEGE CAMPUS			1	100%	1
WMC HEALTH GROUP OF KISSIMMEE LLC			1	100%	1
RANDOLPH COUNTY HEALTH & REHABILITATIO		1			1
BRITTNEY WHELIHAN IRWIN ARNP LLC			1	100%	1
PEDIATRIC ASSOCIATES - MIAMI LAKES		1			1
OMC PRIMARY CARE - HOSPITAL CAMPUS			1	100%	1
Long Beach Care Center			1	100%	1
PUBLIX PHARMACY #1114			1	100%	1
WATERS EDGE ELEMENTARY SCHOOL			1	100%	1
Heartland Health Care Center Jacksonville			1	100%	1
RCP OF MEMORIAL WEST			1	100%	1
HEART HOSPITAL OF LAFAYETTE: EMERGENCY ROOM			1	100%	1
COASTAL PEDIATRIC CARE			1	100%	1
WEST VIRGINIA UNIVERSITY HOSPITALS			1	100%	1
CLERMONT HEALTH DEPARTMENT			1	100%	1
CVS AZ7855POCT TUCSON		1			1
CHIPLEY DIALYSIS			1	100%	1
CVS AZ3749POCT GOODYEAR		1			1
JOSEPH REINA PHARMACY INC DBA JRX PHAR		1			1
MARQUETTE GENERAL HOSPITAL			1	100%	1
MEDICAL CITY DENTON			1	100%	1
VA ST LOUIS HEALTH CARE SYSTEM			1	100%	1
SUNCOAST RESEARCH GROUP LLC			1	100%	1
SIPERSTEIN DERMATOLOGY LLC			1	100%	1
DILELLA			1	100%	1
WALGREENS #15291		1			1
ST JOHNS MEDICAL CENTER		1			1
Livingston County Center for Nursing and Rehabilitation		1			1
Lemont Nursing and Rehab Center			1	100%	1
Glen Oaks Health and REhabilitation		1			1
CVS MA1121POCT WESTFORD		1			1
Broomall Manor		1			1
Moab Regional Hospital			1	100%	1
Kroger 968 - The Little Clinic Colerain Township		1			1
OCEAN MEDICAL CENTER		1			1
Courtenay Springs Village			1	100%	1

COVID-19: testing by laboratory

Data through Apr 4, 2021 verified as of Apr 5, 2021 at 09:25 AM

Data in this report are provisional and subject to change.

The numbers in the table below represent the number of Florida and non-Florida residents for whom test results were received by the Department of Health. A person can be tested by more than one laboratory and can have both positive and negative results. **Therefore, the sum of the numbers in each column will be larger than the total number of people tested.**

Reporting lab	Inconclusive	Negative	Positive	Percent positive	Total
CRUSADER COMMUNITY HEALTH			1	100%	1
Medicalodges Neosho			1	100%	1
SPECIALTY DRUG TESTING			1	100%	1
ODYSSEY HEALTH CARE OF MARION COUNTY LLC		1			1
ABRAKIDABRA PEDIATRIC CLINIC LLC			1	100%	1
ABSOLUTE QUICK CARE			1	100%	1
ROSE HAVEN NURSING CENTER		1			1
STITCHES ACUTE CARE CENTER OF CHEYENNE			1	100%	1
VISTA LAKE ASSISTED LIVING			1	100%	1
ADVANCED CARDIOVASCULAR DIAGNOSTICS PL		1			1
Birmingham Nursing and Rehabilitation East LLC		1			1
DOCTORS MEMORIAL HOSP HOME HEALTH CARE		1			1
PALM COTTAGE OPERATOR LLC			1	100%	1
ORCHID TERRACE		1			1
Walgreens #11724		1			1
CAPITAL HEALTH PLAN - GOVERNORS SQUARE			1	100%	1
Brownwood Nusing & Rehabilitation		1			1
ELITE MEDICAL LABORATORY SOLUTIONS LLC			1	100%	1
ST JUDE CARE CENTER		1			1
KANA MEDICAL			1	100%	1
CARENOW-MONTGOMERY			1	100%	1
FAIRFIELD MEDICAL CENTER			1	100%	1
CVS OK6225POCT EDMOND		1			1
WESLEY MEDICAL CENTER			1	100%	1
RAYMOND F CARON MD			1	100%	1
WINCHESTER URGENT CARE, PC		1			1
1ST MED DOTHAN			1	100%	1
PALMETTO PRIMARY CARE PHYSICIANS			1	100%	1
HAMILTON CI MAIN UNIT ANNEX/ WORK CAMP			1	100%	1
Kroger 359 - The Little Clinic Bellevue		1			1
WILLOW DALE WELLNESS VILLAGE APARTMENT		1			1
HORIZON MEDICAL CENTER			1	100%	1
Monument Health Custer Care Center		1			1
Dupage Care Center			1	100%	1
MONMOUTH MEDICALC ENTER		1			1
SANITAS RESEARCH LLC			1	100%	1
CLAYTON NURSING AND REHABILITATION		1			1
GOSHEN HOSPITAL			1	100%	1
ORLANDO PHYSICIAN NETWORK		1			1
MERRILL GARDENS AT CHAMPIONSGATE			1	100%	1
TITUS REGIONAL MEDICAL CENTER			1	100%	1
Allen Health and Rehabilitation		1			1
ST ANTHONY'S PINELLAS CARE CLINIC			1	100%	1
Southwest Louisiana Veterans Home			1	100%	1
MEDEXPRESS URGENT CARE - HADLEY		1			1
FLORIDA HEALTH CARE MEDICAL GROUP		1			1
VIRTUA HEALTH AND REHABILITATION		1			1

COVID-19: testing by laboratory

Data through Apr 4, 2021 verified as of Apr 5, 2021 at 09:25 AM

Data in this report are provisional and subject to change.

The numbers in the table below represent the number of Florida and non-Florida residents for whom test results were received by the Department of Health. A person can be tested by more than one laboratory and can have both positive and negative results. **Therefore, the sum of the numbers in each column will be larger than the total number of people tested.**

Reporting lab	Inconclusive	Negative	Positive	Percent positive	Total
KENT		1			1
HEALTHCARE AND REHAB OF SANFORD			1	100%	1
BOLLES SCHOOL, THE			1	100%	1
HEAD 2 TOE PEDIATRICS, PLLC			1	100%	1
LRGHEALTHCARE		1			1
Manor Care Health Services- Wilmington			1	100%	1
QUALITY CLINICAL LAB LLC			1	100%	1
5 STAR HOME HEALTH SERVICES INC		1			1
CURA LABORATORY SERVICES			1	100%	1
LEGACY AT HIGHWOODS PRESERVE		1			1
HEALTH CARE SERVICES LC			1	100%	1
CAREWELL URGENT CARE FITCHBURG			1	100%	1
OCALA REGIONAL DIALYSIS- NORTH			1	100%	1
FAYETTE MEDICAL CENTER LAB		1			1
Kroger 397 - The Little Clinic Frankfort East		1			1
Bethel Lutheran Nursing & Rehabilitation Center		1			1
SC-GA2018 SIMPSONVILLE REHABILITATION		1			1
HOLLAND COMMUNITY HOSPITAL		1			1
Memorial Health Care Center			1	100%	1
PULMONARY, CRITICAL CARE AND SLEEP DISORDERS INSTITUTE OF SOUTH FLORID			1	100%	1
Dulles Health and Rehab Center		1			1
LIMA MEMORIAL HOSPITAL			1	100%	1
REFERENCE LABORATORY			1	100%	1
CONCENTRA - OCALA		1			1
CYPRESS CREEK OUTPATIENT SURGICAL CTR, LLC			1	100%	1
Acts Manor House		1			1
INTERNAL MEDICINE GROUP OF CENTRAL FLORIDA			1	100%	1
GATEWAY FAMILY HEALTH CLINIC			1	100%	1
STONECREST MEDICAL CENTER		1			1
UABC			1	100%	1
COVE AT THE MARBELLA,THE			1	100%	1
BAPTIST EMERGENCY HOSPITAL - KELLY			1	100%	1
STUDENT HEALTH CENTER			1	100%	1
HEALTHPARTNERS HUDSON CLINIC			1	100%	1
Kroger 894 - The Little Clinic NEC		1			1
BLAKE AT PENSACOLA OPERATION CO, LLC, THE			1	100%	1
SUNRISE CLINIC SANTA ROSA		1			1
Parkview Care and Rehabilitation Center		1			1
NEW HORIZON PRIMARY CARE LLC			1	100%	1
Hawthorne House		1			1
WEST CARVER MEDICAL ASSOCIATES		1			1
SACRED HEART MEDICAL CENTER			1	100%	1
ELKTON TRANSITIONAL CARE CENTER		1			1
SANTA ROSA PEDIATRICS			1	100%	1
CVS AZ69POCT PEORIA		1			1
DSI LABORATORIES-NAPLES-7TH			1	100%	1
REGIONAL MEDICAL LABORATORY			1	100%	1

COVID-19: testing by laboratory

Data through Apr 4, 2021 verified as of Apr 5, 2021 at 09:25 AM

Data in this report are provisional and subject to change.

The numbers in the table below represent the number of Florida and non-Florida residents for whom test results were received by the Department of Health. A person can be tested by more than one laboratory and can have both positive and negative results. **Therefore, the sum of the numbers in each column will be larger than the total number of people tested.**

Reporting lab	Inconclusive	Negative	Positive	Percent positive	Total
ISLANDS ASSISTED LIVING FACILITY,THE			1	100%	1
ARKANSAS PUBLIC HEALTH LABORATORY		1			1
FLORIDA HOSPITAL ORMOND BEACH			1	100%	1
Florence Home		1			1
AVERA MEDICAL GROUP			1	100%	1
Kroger 410 - The Little Clinic Trinity		1			1
FELD ENTERTAINMENT			1	100%	1
METROWEST MEDICAL CENTER - FRAMINGHAM			1	100%	1
MOBILE MEDICAL CLINIC			1	100%	1
COVENANT HOSPITAL HOBBS D/B/A COVENANT		1			1
Parkview Care Center			1	100%	1
COMMUNITY HOSPITALS INDIANAPOLIS			1	100%	1
Mercy Manor Transition Center			1	100%	1
WALGREENS #10308		1			1
RINGLING HEALTH CENTER			1	100%	1
METRO HEALTH HOSPITAL LABORATORY		1			1
EVERGREEN NURSING HOME		1			1
MEDOR/ACC SYNCHRONY			1	100%	1
VA Tennessee Valley HCS-Nashville Campus			1	100%	1
ACCESS TOTAL CARE - PORTLAND			1	100%	1
FRANKLIN CBOC			1	100%	1
Crowne Place Assisted Living		1			1
NEW SMYRNA BEACH AMBULATORY CARE CTR			1	100%	1
HEALTH AND HOPE CLINIC INC			1	100%	1
SOLARIS HEALTHCARE PLANT CITY		1			1
CARESTAT HOSPICE SERVICES			1	100%	1
MINUTE CLINIC DIAGNOSTIC PA			1	100%	1
SALUDA NURSING CENTER		1			1
ORLANDO HEALTH MEDICAL GROUP			1	100%	1
TITUSVILLE REHABILITATION AND NURSING CENTER		1			1
Kroger 767 - The Little Clinic Beaumont		1			1
TRIDENT ANTI AGING LLC			1	100%	1
ACCESS FAMILY CARE LLC			1	100%	1
WEST PALM BEACH PHARMACEUTICALS LLC			1	100%	1
ABINGTON MEMORIAL HOSPITAL			1	100%	1
UT HEALTH RIO GRANDE VALLEY PRIMARY CARE AT			1	100%	1
WELLMED AT LONGWOOD			1	100%	1
MEDICAL CITY NORTH HILLS			1	100%	1
PRISMA HEALTH TUOMEY LABORATORY			1	100%	1
DOCTORS CARE - GREER		1			1
GILBERT MEDICAL GROUP			1	100%	1
THEDACARE FAMILY MEDICINE GATEWAY			1	100%	1
CVS CA8882POCT SAN CLEMENTE		1			1
LYSTER MAIN LAB, FT RUCKER		1			1
LAS PALMAS MEDICAL CENTER			1	100%	1
CENTRAL CAROLINA HOSPITAL			1	100%	1
BELLMORE PEDIATRICS		1			1

COVID-19: testing by laboratory

Data through Apr 4, 2021 verified as of Apr 5, 2021 at 09:25 AM

Data in this report are provisional and subject to change.

The numbers in the table below represent the number of Florida and non-Florida residents for whom test results were received by the Department of Health. A person can be tested by more than one laboratory and can have both positive and negative results. **Therefore, the sum of the numbers in each column will be larger than the total number of people tested.**

Reporting lab	Inconclusive	Negative	Positive	Percent positive	Total
St. Mary's Care Center		1			1
CAROLINAS HEALTHCARE SYSTEM LAB			1	100%	1
WESTCOAST FAMILY PRACTICE		1			1
2504-HOMEWOOD		1			1
RED BUG LAKE ROAD OVIEDO COVID			1	100%	1
Salem Hills Rehabilitation and Nursing Center		1			1
Greencroft Goshen		1			1
COLLIER BLVD HMA PHYSICIANS MANAGEMENT LLC			1	100%	1
CVS TX3702POCT KATY		1			1
CARENOW MIDTOWN			1	100%	1
HALIFAX HEALTH PRIMARY CARE			1	100%	1
CARBON HEALTH			1	100%	1
BETHESDA DIALYSIS			1	100%	1
UNIVERSITY OF VERMONT MEDICAL CENTER			1	100%	1
FLORIDA CLINICAL LABORATORY INC DBA			1	100%	1
RENOWN REGIONAL MEDICAL CENTER			1	100%	1
LABTECH DIAGNOSTICS			1	100%	1
Redwood Springs Healthcare			1	100%	1
ADVANTA LABS, LLC		1			1
PAMC MICRO LAB			1	100%	1
CHI ST. LUKE'S HEALTH BCM MEDICAL CENTER			1	100%	1
LSU MEDICAL CENTER			1	100%	1
VERMONT DEPT OF HEALTH LABORATORY			1	100%	1
CHILDRENS SPECIALIST PEDIATRIC PULMMOLOGY &			1	100%	1
PENSACOLA PATHOLOGY		1			1
FLAGLER MEDICAL ASSOCIATES PA			1	100%	1
HOSPITALS OF PROVIDENCE TRANSMOUNTAIN CAMPUS, THE			1	100%	1
SANTA MONICA CA-UCLA MC			1	100%	1
DIXIE COUNTY JAIL			1	100%	1
Kroger 629 - The Little Clinic Cartersville, GA Hwy 41		1			1
ASUNCION HOME HEALTH CARE CORP			1	100%	1
PASTEUR MEDICAL CENTER LLC		1			1
MERCY HOME		1			1
RIVERSIDE REGIONAL MED CENTER			1	100%	1
West Bay of Tampa Center			1	100%	1
Highland Ave. Eye Clinic		1			1
PEDIATRIC ASSOCIATES OF ORLANDO			1	100%	1
Piedmont Crossing		1			1
THE READING HOSPITAL AND MEDICAL CENTER			1	100%	1
SOUTHWESTERN VERMONT MEDICAL CENTER			1	100%	1
RIVERSIDE MEDICAL CENTER		1			1
MARYLAND DEPARTMENT OF HEALTH AND MENTAL HYGIENE-LABORATORIES			1	100%	1
FLAGLER PROFESSIONAL HEALTH CARE SERVICES INC		1			1
MEDSTAR HEALTH URGENT CARE			1	100%	1
Heartland of Perrysburg		1			1
FIU HEALTH CARE CENTER			1	100%	1
White Oak Manor - Rock Hill		1			1

COVID-19: testing by laboratory

Data through Apr 4, 2021 verified as of Apr 5, 2021 at 09:25 AM

Data in this report are provisional and subject to change.

The numbers in the table below represent the number of Florida and non-Florida residents for whom test results were received by the Department of Health. A person can be tested by more than one laboratory and can have both positive and negative results. **Therefore, the sum of the numbers in each column will be larger than the total number of people tested.**

Reporting lab	Inconclusive	Negative	Positive	Percent positive	Total
ROBINSON FAMILY CLINIC PA			1	100%	1
CUSTOM SCRIPTS PHARMACY		1			1
STEWART FLORIDA ALF, INC			1	100%	1
PIEDMONT NEWTON HOSPITAL		1			1
EASTSIDE URGENT CARE			1	100%	1
PATHOLOGY		1			1
RED HOOK FAMILY PRACTICE		1			1
CRESTVIEW MED CLIN LAB			1	100%	1
MEDCOR INC			1	100%	1
SUMMER PLACE NURSING & REHABILITATION		1			1
Senatobia Healthcare & Rehab		1			1
White River Health Care Center		1			1
ADVENTHEALTH MEDICAL GROUP INTERNAL MEDICINE AT MILLS			1	100%	1
EUGENE T FINAN, MD			1	100%	1
SHANDSCAIR FLIGHT PROGRAM			1	100%	1
GULF COAST VILLAGE HOME HEALTH INC			1	100%	1
AMD			1	100%	1
ST FRANCIS COLLEGE WELLNESS CENTER		1			1
OPTUM OF HIALEAH		1			1
RAPID CITY REGIONAL HOSPITAL -579 ATTN. LABORATORY		1			1
MEDSTAR URGENT CARE, LLC			1	100%	1
NHC Chattanooga			1	100%	1
WMC HEALTH GROUP INC			1	100%	1
St Mary's d'Youville Pavilion		1			1
A PATTERN MEDICAL CLINIC		1			1
SEPULVEDA OUTPATIENT AND NURSING HOME CARE			1	100%	1
BEAUMONT HOSPITAL, GROSSE POINTE			1	100%	1
NEMOURS CHILDREN'S PRIMARY CARE, ST CLOUD			1	100%	1
RIVERVIEW HOSPITAL D/B/A UNIVERSITY		1			1
Kroger 350 - The Little Clinic New Cut Road		1			1
INLET CONCIERGE MEDICINE			1	100%	1
FINLAY MEDICAL RESEARCH CORP			1	100%	1
ADVENTHEALTH IMAGING WINTERGARDEN		1			1
ADVANCED URGENT CARE PLLC		1			1
MIAMI VASCULAR SURGERY			1	100%	1
PHYSICIANS ASSOCIATES			1	100%	1
FLAGLER HOME CARE			1	100%	1
CROSS CREEK HEALTH CARE		1			1
PIONEER CLINICAL RESEARCH LLC			1	100%	1
ACCOMPLISHED HOME CARE		1			1
Bethany Manor		1			1
ORMC-ARDEN/EOI			1	100%	1
OASIS FAMILY RESORT IN THE SPRINGS LLC		1			1
CVS CA9145POCT SANTEE			1	100%	1
CARDIOLOGY AND FITNESS MEDICINE		1			1
UNIVERSITY OF NORTH CAROLINA HOSPITALS			1	100%	1
MY URGENT CARE CLINIC			1	100%	1

COVID-19: testing by laboratory

Data through Apr 4, 2021 verified as of Apr 5, 2021 at 09:25 AM

Data in this report are provisional and subject to change.

The numbers in the table below represent the number of Florida and non-Florida residents for whom test results were received by the Department of Health. A person can be tested by more than one laboratory and can have both positive and negative results. **Therefore, the sum of the numbers in each column will be larger than the total number of people tested.**

Reporting lab	Inconclusive	Negative	Positive	Percent positive	Total
NORTHEAST BAPTIST HOSPITAL			1	100%	1
MEDEXPRESS URGENT CARE, EDWARDSVILLE		1			1
RIVIERA BEACH HEALTH CENTER LAB			1	100%	1
MEDEXPRESS URGENT CARE - ST CLAIR, CLOVER DR.		1			1
DOCTORS HEARING			1	100%	1
Alexandria Place		1			1
CHRISTIAN REST HOME ASSOC		1			1
BMC/NASSAU			1	100%	1
Walgreens #10851		1			1
SPRING VALLEY HOSPITAL MEDICAL CENTER			1	100%	1
AURORA HEALTH CARE METRO INC			1	100%	1
MERCYONE DES MOINES MEDICAL CENTER			1	100%	1
Wildwood Healthcare		1			1
UNIVERSITY OF WASHINGTON DEPT OF LAB MEDICINE			1	100%	1
SACRED HEART HEALTH SYSTEM- MIDWIFE PROGRAM			1	100%	1
NEVADA DEPARTMENT OF HEALTH AND HUMAN SERVICES			1	100%	1
Wrightsville Manor Health and Rehab		1			1
ANDREWS INSTITUTE AMBULATORY SURGERY CENTER		1			1
AFFILIATED LABORATORIES INC			1	100%	1
SOUTHWEST FLORIDA DIVISION LAB			1	100%	1
NEXTCARE NIFONG			1	100%	1
Shoreline Care Center			1	100%	1
TAMPA HEALTH CARE PROVIDERS PA		1			1
CARESPOT EXPRESS HEALTHCARE BOYNTON BEACH			1	100%	1
HOSPICE OF MARION COUNTY INC			1	100%	1
VELOCITY URGENT CARE - REDMILL			1	100%	1
WINTER HAVEN DIALYSIS		1			1
ARBOR DIAGNOSTICS, INC		1			1
BOND COUNTY HEALTH DEPARTMENT			1	100%	1
DIMMIT REGIONAL HOSPITAL			1	100%	1
Walgreens #5065		1			1
Strasburg Care Center		1			1
CHI ST VINCENT LITTLE ROCK DIAGNOSTIC CLINIC			1	100%	1
FALMOUTH HOSPITAL			1	100%	1
Valley View Health and Rehabilitation, LLC		1			1
SUSAN F. WILLIAMS M.D., P.A.			1	100%	1
TRIHEALTH			1	100%	1
Kroger - KR070600172		1			1
DAUGHTERS OF SARAH NURSING CENTER		1			1
Towne Manor West		1			1
PM PEDIATRICS OF BAYSIDE, PLLC		1			1
TOMAH VAMC			1	100%	1
BARRINGTON TERRACE NAPLES			1	100%	1
ST JOHNS PEDIATRICS PA		1			1
HARDEE COUNTY FIRE RESCUE		1			1
Walgreens #5914		1			1
Kroger 006 - The Little Clinic Uintah Gardens		1			1

COVID-19: testing by laboratory

Data through Apr 4, 2021 verified as of Apr 5, 2021 at 09:25 AM

Data in this report are provisional and subject to change.

The numbers in the table below represent the number of Florida and non-Florida residents for whom test results were received by the Department of Health. A person can be tested by more than one laboratory and can have both positive and negative results. **Therefore, the sum of the numbers in each column will be larger than the total number of people tested.**

Reporting lab	Inconclusive	Negative	Positive	Percent positive	Total
HEALTH PARTNERS LLC		1			1
FAMILY MEDICAL CLINIC KENDALL LLC			1	100%	1
BORINQUEN HEALTH CENTER			1	100%	1
OAKWOOD HOSPITAL - SOUTHSORE			1	100%	1
LIFEGUARD AMBULANCE SERVICE LLC - BAY COUNTY			1	100%	1
LAS PALOMAS SENIOR LIVING		1			1
Fairview			1	100%	1
AMERICAN MEDICAL RESPONSE - FARMER BRA		1			1
Eden Meadows		1			1
PREMIER HEALTH CARE INC			1	100%	1
CHESAPEAKE REGIONAL MEDICAL CENTER			1	100%	1
UNIVERSITY OF SOUTH FLORIDA			1	100%	1
Ohman Family Living at Holly Assisted Living		1			1
SUREPOINT URGENT CARE PADRE ISLAND			1	100%	1
ST. MARY MEDICAL CENTER		1			1
PREMISEHEALTH		1			1
Kroger 465 - The Little Clinic Oakley		1			1
MT SINA1 HOSPICE			1	100%	1
TANGLEWOOD MANOR		1			1
HENRY FORD HOSPITAL			1	100%	1
CENTRAL TX MEDICAL CENTER - LAB			1	100%	1
Brynwood Health & Rehabilitation Center			1	100%	1
MOUNT SINAI MEDICAL CENTER HIALEAH			1	100%	1
APPLECARE BRUNSWICK			1	100%	1
BAYMEADOWS PEDIATRIC CARE		1			1
WOOD COUNTY HEALTH DEPARTMENT			1	100%	1
CFCH - FROSTPROOF			1	100%	1
MACKINAC STRAITS LONG TERM CARE UNIT		1			1
FAMILY MEDICAL CENTER		1			1
CLERMONT PEDIATRICS, PA			1	100%	1
MEDEXPRESS URGENT CARE - CINNAMINSON		1			1
NORTH PALM CHIDRENS PHYSICIANS			1	100%	1
Princeton Place			1	100%	1
NORTH SHORE HEMATOLOGY-ONCOLOGY ASSOCIATES PC		1			1
SJMC PHYSICIAN SERVICES			1	100%	1
Hillside Rehab and Care Center			1	100%	1
ACCURATE HEALTH SERVICES CORP			1	100%	1
HARRIS URGENT CARE CENTER			1	100%	1
COLOMBO'S PHARMACY		1			1
SPEARE MEMORIAL HOSPITAL			1	100%	1
JP MORGAN CHASE HEALTH SERVICES			1	100%	1
ASSOCIATES MD MEDICAL GROUP INC			1	100%	1
LEHIGH PULMONARY ASSOCIATES			1	100%	1
CARENOW URGENT CARE - ANTIOCH		1			1
WALGREENS_CHICAGO		1			1
BRUNSWICK HEALTH AND REHABILITATION CE		1			1
Sherwood Oaks Health Center			1	100%	1

COVID-19: testing by laboratory

Data through Apr 4, 2021 verified as of Apr 5, 2021 at 09:25 AM

Data in this report are provisional and subject to change.

The numbers in the table below represent the number of Florida and non-Florida residents for whom test results were received by the Department of Health. A person can be tested by more than one laboratory and can have both positive and negative results. **Therefore, the sum of the numbers in each column will be larger than the total number of people tested.**

Reporting lab	Inconclusive	Negative	Positive	Percent positive	Total
Springdale Village		1			1
LAKEWOOD RANCH MEDICAL GROUP LLC			1	100%	1
LAKESIDE MEDICAL CENTER		1			1
NORTH FLORIDA FAMILY MEDICINE			1	100%	1
CAPSTONE REHABILITATION AND HEALTHCARE		1			1
TRUMAN MEDICAL CENTER - HOSPITAL HILL			1	100%	1
SIGNATURE CARE MEMORIAL CITY			1	100%	1
ST. PETERSBURG PEDIATRICS-SEMINOLE			1	100%	1
PALACE CARE AND REHAB		1			1
MEDCOR CORPORATE CLINIC			1	100%	1
BAPTIST HOSPITAL FAMILY MEDICINE &			1	100%	1
MOUNT ST MARYS HOSPITAL OF NIAGARA FALLS			1	100%	1
ALPHA CLINICAL LABORATORY CORP.			1	100%	1
BIOMAT ORLANDO		1			1
DONALSONVILLE HOSPITAL			1	100%	1
MANOR CARE OF DELRAY BEACH FL LLC		1			1
WELLSTAR SPALDING REGIONAL MEDICAL CENTER		1			1
OPCO LLC LEGACY NURSING AND REHABILITA		1			1
KIOSK MEDICINE OF KENTUCKY LLC		1			1
HILTON HEAD HOSPITAL/INPATIENT			1	100%	1
TARRYTOWN PHARMACY			1	100%	1
WALK IN FAMILY MEDICINE CENTER			1	100%	1
DOCTOR TODAY URGENT CARE			1	100%	1
MISSION HOSPITAL – MEMORIAL CAMPUS			1	100%	1
CONCORDIA MANOR			1	100%	1
ACCESS MEDICAL GROUP OF TAMPA INC			1	100%	1
HUGH CHATHAM FAMILY MEDICINE INDEPENDENCE		1			1
EASTGENE LABORATORIES		1			1
ELKHART GENERAL HOSPITAL			1	100%	1
MEMORIALCARE LONG BEACH MEDICAL CENTER			1	100%	1
ALL PEDIATRIC CARE PA			1	100%	1
DAYTONA BEACH DIALYSIS			1	100%	1
USF PHYSICIANS GROUP			1	100%	1
FAMILY MEDICAL CENTRE			1	100%	1
NATION'S BEST CARE HOME HEALTH			1	100%	1
MISSOURI DEPT. OF HEALTH			1	100%	1
DEERFIELD BEACH REHABILITATION AND NURSING			1	100%	1
HEALTHALLIANCE HOSPITAL LABORATORY		1			1
PORTSMOUTH REG. HOSPITAL			1	100%	1
COVENANT HEALTH		1			1
CVS CT692POCT NORTH HAVEN		1			1
CVS NE5714POCT OMAHA		1			1
BISHOP KEARNEY		1			1
GOOD SAMARITAN SOCIETY - DE SMET		1			1
Illiana HCS -Danville VAMC		1			1
HEBER VALLEY HOSPITAL			1	100%	1
CROWNPOINT HEALTHCARE FACILITY		1			1

COVID-19: testing by laboratory

Data through Apr 4, 2021 verified as of Apr 5, 2021 at 09:25 AM

Data in this report are provisional and subject to change.

The numbers in the table below represent the number of Florida and non-Florida residents for whom test results were received by the Department of Health. A person can be tested by more than one laboratory and can have both positive and negative results. **Therefore, the sum of the numbers in each column will be larger than the total number of people tested.**

Reporting lab	Inconclusive	Negative	Positive	Percent positive	Total
BAPTIST HEALTH ASI			1	100%	1
VCU HEALTH SYSTEM AUTHORITY - MCV HOSPITALS			1	100%	1
MEDEXPRESS URGENT CARE - UNIONTOWN		1			1
MEDICAL CENTER AFFILIATES PALM SPRINGS			1	100%	1
NEW YORK PRESBYTERIAN HOSPITAL			1	100%	1
REGENTS PARK OF JACKSONVILLE			1	100%	1
TSALI CARE CENTER		1			1
NORTH SHORE MEDICAL CENTER - SALEM HOSPITAL			1	100%	1
EAST TENNESSEE STATE UNIVERSITY		1			1
Schenectady Center for Rehabilitation & Nursing		1			1
UCH LAB			1	100%	1
HEARTLAND OF MARIETTA OH LLC DBA		1			1
Oregon Veterans Home The Dalles		1			1
SUNSHINE PEDIATRICS OF LUTz			1	100%	1
TRAFALGAR DIALYSIS			1	100%	1
CVS MA2600POCT WEYMOUTH			1	100%	1
NAVAL BRANCH HEALTH CLINIC			1	100%	1
WEST FLORIDA MEDICAL ASSOCIATES			1	100%	1
STATE OF ALASKA			1	100%	1
CAREWELL 203			1	100%	1
CLINICAL TRIALS OF TAMPA LLC		1			1
CVS NE5863POCT OMAHA		1			1
UNIVERSITY OF TOLEDO MEDICAL CENTER			1	100%	1
SPHERE DX			1	100%	1
SACRED HEART HOSPITAL NURSING			1	100%	1
SOUTHERN REGIONAL MEDICAL CENTER		1			1
QLABS			1	100%	1
ST. JOHN HOSPITAL & MEDICAL CENTER			1	100%	1
Village Green Health & Rehabilitation		1			1
Kroger 524 - The Little Clinic Iron Bridge Road		1			1
Kroger 379 - The Little Clinic Stony Brook		1			1
SUMMIT LABORATORY			1	100%	1
ALPHA 1 ANTITRYPSIN RESEARCH PROGRAM			1	100%	1
AMERICAN FAMILY CARE - SMYRNA			1	100%	1
FAMILY MEDICINE AT KISSIMMEE		1			1
THOMAS HOSPITAL			1	100%	1
HCL LABORATORIES			1	100%	1
ESOTERIC LAB			1	100%	1
SONNI'S PEDIATRICS			1	100%	1
Central Park Healthcare & Rehabilitation Center		1			1
CELEBRATION HOSPITAL			1	100%	1
Advanced Rehabilitation of Vernon		1			1
CLEVELAND CLINIC FLORIDA LAB			1	100%	1
Total	99,284	18,353,038	2,691,795	13%	21,144,117