

COVID-19: summary of cases and monitoring

Data through Apr 1, 2021 verified as of Apr 2, 2021 at 09:25 AM

Data in this report are provisional and subject to change.

Cases: people with positive PCR or antigen test result

Total cases	2,071,015
Florida residents	2,032,387
Non-Florida residents	38,628
Type of testing	
Florida residents	2,032,387
Positive by BPHL/CDC	74,289
Positive by commercial/hospital lab	1,958,098
PCR positive	1,636,853
Antigen positive	395,534
Non-Florida residents	38,628
Positive by BPHL/CDC	911
Positive by commercial/hospital lab	37,717
PCR positive	26,420
Antigen positive	12,208
Characteristics	
Florida residents hospitalized	85,538
Florida resident deaths	33,586
Non-Florida resident deaths	653

Hospitalized counts include anyone who was hospitalized at some point during their illness. It does not reflect the number of people currently hospitalized.

More information on deaths identified through death certificate data is available on the National Center for Health Statistics website at www.cdc.gov/nchs/nvss/vsrr/COVID19/index.htm.

Cases: people with positive PCR or antigen test result

Risk factors for Florida residents	
Traveled	16,264
Contact with a known case	801,099
Traveled and contact with a known case	22,178
Neither	1,192,846
No travel and no contact	241,361
Travel is unknown	681,870
Contact is unknown	449,872
Contact is pending	435,182

Travel can be unknown and contact can be unknown or pending for the same case, these numbers will sum to more than the "neither" total.

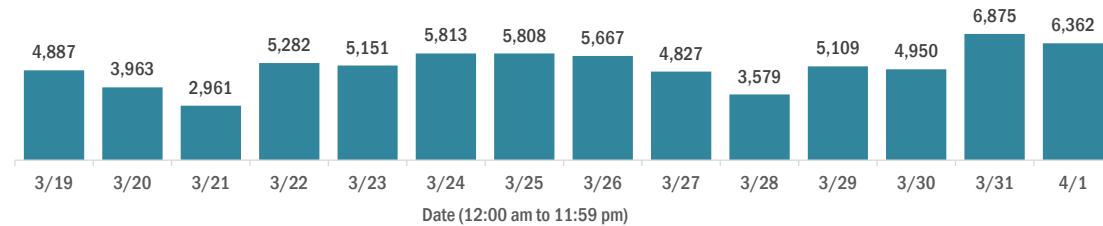
COVID-19: summary of laboratory testing

Data through Apr 1, 2021 verified as of Apr 2, 2021 at 09:25 AM

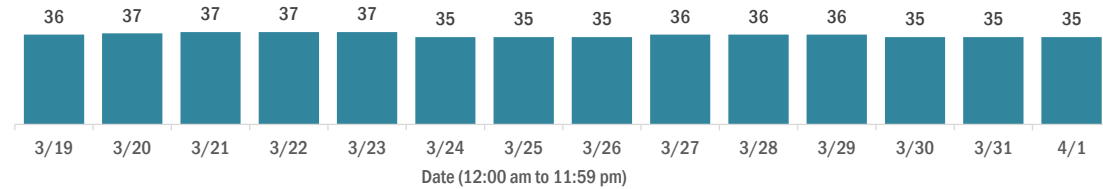
Data in this report are provisional and subject to change.

Cases in Florida residents per day for the past 2 weeks

Number of cases per day



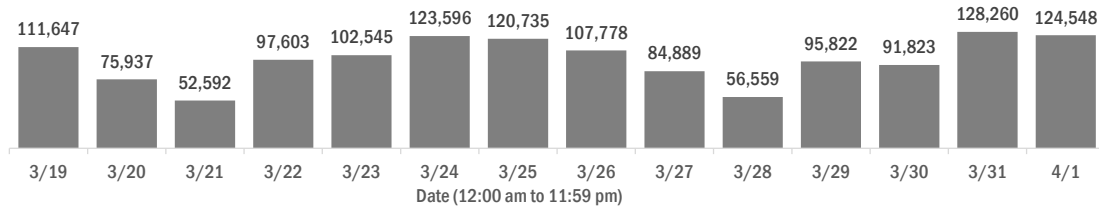
Median age of cases by day



Laboratory testing for Florida residents over the past 2 weeks

Number of Florida residents tested per day

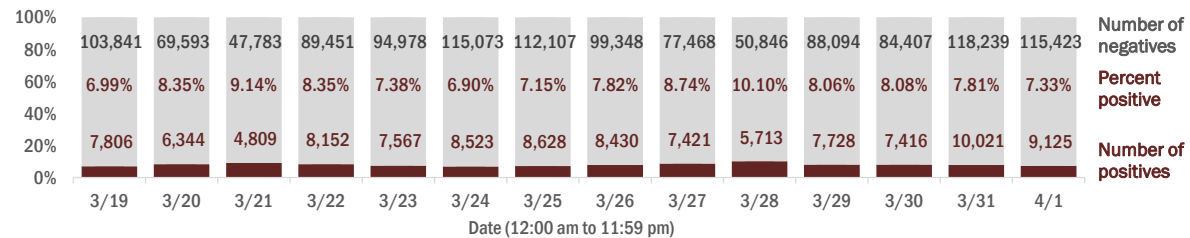
These counts include the number of people for whom the Department received PCR or antigen laboratory results by day. People tested on multiple days will be included for each day a new result was received. A person is only counted once for each day they are tested, regardless of whether multiple specimens are tested or multiple results are received.



Number and percent of Florida residents with positive test results

The percent of positive results ranged from 6.90% to 10.10% over the past 2 weeks and was 7.33% yesterday.

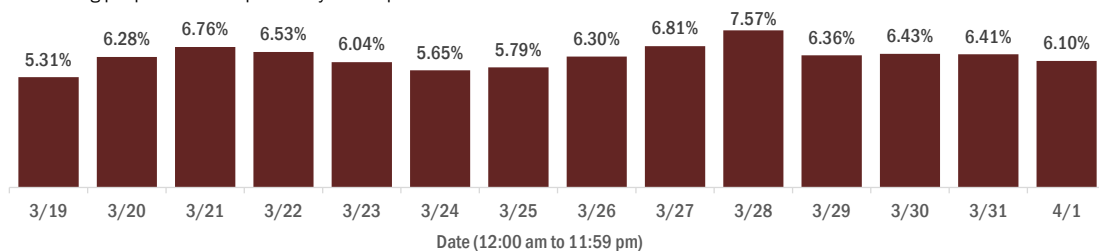
These counts include the number of people for whom the Department received PCR or antigen laboratory results by day. People tested on multiple days will be included for each day a new result was received. A person is only counted once for each day they are tested, regardless of whether multiple specimens are tested or multiple results are received. If a person has a positive specimen and a negative specimen in the same day, only the positive result is counted.



Percent positivity for new cases in Florida residents

The percent of positive results ranged from 5.31% to 7.57% over the past 2 weeks and was 6.10% yesterday.

This percent is the number of people who test PCR- or antigen-positive for the first time divided by all the people tested that day, excluding people who have previously tested positive.



COVID-19: characteristics of 2,032,387 Florida resident cases

Data through Apr 1, 2021 verified as of Apr 2, 2021 at 09:25 AM

Data in this report are provisional and subject to change.

Age group	Cases		Hospitalizations		Deaths	
0-4 years	41,407	2%	566	1%	1	0%
5-14 years	129,170	6%	552	1%	5	0%
15-24 years	314,354	15%	2,138	2%	44	0%
25-34 years	354,061	17%	4,171	5%	182	1%
35-44 years	315,414	16%	6,248	7%	516	2%
45-54 years	309,478	15%	9,656	11%	1,296	4%
55-64 years	267,720	13%	14,570	17%	3,630	11%
65-74 years	165,395	8%	17,874	21%	7,121	21%
75-84 years	91,291	4%	17,822	21%	10,213	30%
85+ years	42,815	2%	11,932	14%	10,578	31%
Unknown	1,282	0%	9	0%	0	0%
Total	2,032,387		85,538		33,586	

Gender	Cases	
Female	1,062,506	52%
Male	954,374	47%
Unknown	15,507	1%
Total	2,032,387	

Ethnicity	Cases		Hospitalizations		Deaths	
Hispanic	652,499	32%	21,752	25%	7,830	23%
Non-Hispanic	985,175	48%	59,745	70%	23,568	70%
Unknown	394,713	19%	4,041	5%	2,188	7%
Total	2,032,387		85,538		33,586	

Race and ethnicity	Cases		Hospitalizations		Deaths	
White	1,151,022	57%	56,070	66%	24,647	73%
Hispanic	436,033	21%	15,573	18%	6,276	19%
Non-Hispanic	629,495	31%	38,818	45%	17,265	51%
Unknown	85,494	4%	1,679	2%	1,106	3%
Black	267,772	13%	17,749	21%	5,364	16%
Hispanic	15,792	1%	756	1%	225	1%
Non-Hispanic	230,422	11%	16,633	19%	4,959	15%
Unknown	21,558	1%	360	0%	180	1%
Other race	309,777	15%	9,405	11%	2,617	8%
Hispanic	155,687	8%	4,947	6%	1,158	3%
Non-Hispanic	106,044	5%	4,023	5%	1,236	4%
Unknown	48,046	2%	435	1%	223	1%
Unknown race	303,816	15%	2,314	3%	958	3%
Hispanic	44,987	2%	476	1%	171	1%
Non-Hispanic	19,214	1%	271	0%	108	0%
Unknown	239,615	12%	1,567	2%	679	2%
Total	2,032,387		85,538		33,586	

Hospitalization counts include anyone who was hospitalized at some point during their illness. It does not reflect the number of people currently hospitalized. **Other race** includes any person with a race of American Indian/Alaskan native, Asian, native Hawaiian/Pacific Islander, or other.

COVID-19: deaths in Florida residents and staff of long-term care facilities

Data through Apr 1, 2021 verified as of Apr 2, 2021 at 09:25 AM

Data in this report are provisional and subject to change.

For current cases in residents or staff of long-term care facilities, please visit: <https://floridahealthcovid19.gov/>

County	Deaths		County	Deaths		County	Deaths	
Palm Beach	1058	10%	Okaloosa	162	1%	Madison	20	0%
Dade	1003	9%	Hernando	158	1%	Calhoun	17	0%
Pinellas	891	8%	Osceola	142	1%	Flagler	17	0%
Broward	664	6%	Charlotte	134	1%	Gulf	17	0%
Hillsborough	567	5%	Clay	119	1%	Wakulla	16	0%
Polk	430	4%	Indian River	117	1%	Bradford	14	0%
Duval	428	4%	Leon	99	1%	Washington	13	0%
Brevard	396	4%	Bay	89	1%	Baker	12	0%
Sarasota	394	4%	Jackson	88	1%	Jefferson	11	0%
Orange	393	4%	St. Johns	86	1%	Holmes	10	0%
Lee	341	3%	Highlands	85	1%	Franklin	9	0%
Marion	325	3%	Santa Rosa	81	1%	Gadsden	9	0%
Volusia	289	3%	Alachua	77	1%	Lafayette	8	0%
Escambia	279	3%	Suwannee	59	1%	Levy	7	0%
St. Lucie	242	2%	Columbia	51	0%	Desoto	6	0%
Seminole	231	2%	Sumter	45	0%	Monroe	5	0%
Lake	227	2%	Putnam	39	0%	Dixie	4	0%
Pasco	222	2%	Nassau	36	0%	Taylor	3	0%
Manatee	192	2%	Hendry	29	0%	Hardee	2	0%
Collier	191	2%	Walton	29	0%	Hamilton	1	0%
Citrus	179	2%	Okeechobee	24	0%	Liberty	1	0%
Martin	168	2%	Gilchrist	20	0%	Total	11,081	

Note: cases are summarized by the county of usual residence. Residents and staff may be cases associated with facilities that are not in their county of usual residence, resulting in cases being included below for counties that do not have facilities with known cases.

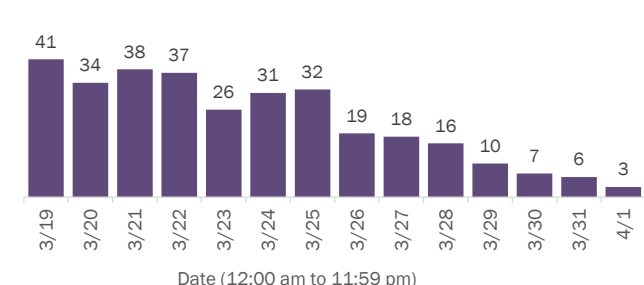
COVID-19: cases in Florida residents who have died

Data through Apr 1, 2021 verified as of Apr 2, 2021 at 09:25 AM

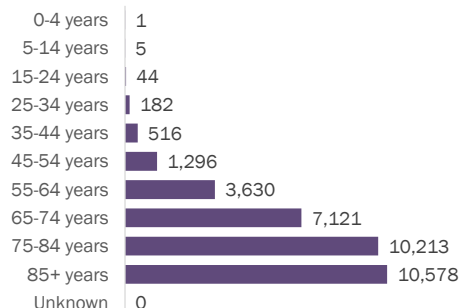
Data in this report are provisional and subject to change.

Demographics for all identified COVID-19 deaths: 33,586

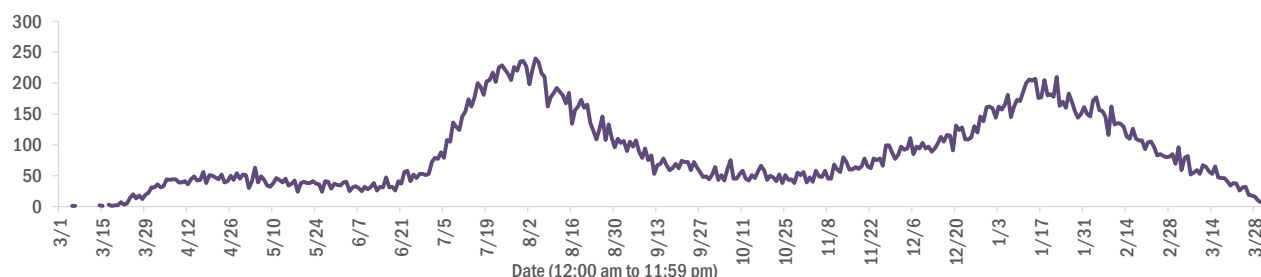
Deaths by date of death for the past 2 weeks



Deaths by age group



Deaths by date of death since March 2020



Age group	Deaths	Cases	Case fatality rate	Mortality rate per 100,000 population
0-4 years	1	41,407	0.0%	0.1
5-14 years	5	129,170	0.0%	0.2
15-24 years	44	314,354	0.0%	1.8
25-34 years	182	354,061	0.1%	6.4
35-44 years	516	315,414	0.2%	19.8
45-54 years	1,296	309,478	0.4%	46.5
55-64 years	3,630	267,720	1.4%	125.5
65-74 years	7,121	165,395	4.3%	293.4
75-84 years	10,213	91,291	11.2%	727.3
85+ years	10,578	42,815	24.7%	1831.6
Unknown	0	1,282	0.0%	
Total	33,586	2,032,387	1.7%	155.5

Race	Deaths	Cases	Case fatality rate	Mortality rate per 100,000 population
White	24,647	1,151,022	2.1%	147.6
Black	5,364	267,772	2.0%	146.7
Other	2,617	309,777	0.8%	210.3
Unknown	958	303,816	0.3%	
Total	33,586	2,032,387	1.7%	155.5

Gender	Deaths	Cases	Case fatality rate	Mortality rate per 100,000 population
Male	18,835	954,374	2.0%	178.4
Female	14,750	1,062,506	1.4%	133.6
Unknown	1	15,507	0.0%	
Total	33,586	2,032,387	1.7%	155.5

Ethnicity	Deaths	Cases	Case fatality rate	Mortality rate per 100,000 population
Non-Hispanic	23,568	985,175	2.4%	148.0
Hispanic	7,830	652,499	1.2%	137.9
Unknown	2,188	394,713	0.6%	
Total	33,586	2,032,387	1.7%	155.5

COVID-19: characteristics of 2,032,387 cases

Data through Apr 1, 2021 verified as of Apr 2, 2021 at 09:25 AM

Data in this report are provisional and subject to change.

Tables below include cases in Florida residents and non-Florida residents.

All 67 Florida counties have cases:

County	FL resident cases		Non-FL resident cases	Total cases	FL resident deaths	FL death rate
Dade	442,860	<div><div></div></div> 22%	5,619	448,479	5,890	1.3%
Broward	213,737	<div><div></div></div> 11%	2,540	216,277	2,685	1.3%
Palm Beach	130,170	<div><div></div></div> 6%	2,358	132,528	2,659	2.0%
Orange	122,838	<div><div></div></div> 6%	1,849	124,687	1,189	1.0%
Hillsborough	121,675	<div><div></div></div> 6%	1,038	122,713	1,618	1.3%
Duval	91,341	<div><div></div></div> 4%	1,519	92,860	1,306	1.4%
Pinellas	71,063	<div><div></div></div> 3%	1,781	72,844	1,555	2.2%
Lee	60,990	<div><div></div></div> 3%	2,140	63,130	921	1.5%
Polk	61,130	<div><div></div></div> 3%	444	61,574	1,267	2.1%
Osceola	39,230	<div><div></div></div> 2%	675	39,905	487	1.2%
Volusia	37,971	<div><div></div></div> 2%	663	38,634	723	1.9%
Brevard	36,796	<div><div></div></div> 2%	655	37,451	813	2.2%
Pasco	36,328	<div><div></div></div> 2%	317	36,645	697	1.9%
Manatee	34,245	<div><div></div></div> 2%	799	35,044	635	1.9%
Escambia	31,312	<div><div></div></div> 2%	3,614	34,926	666	2.1%
Collier	31,521	<div><div></div></div> 2%	1,220	32,741	500	1.6%
Leon	29,494	<div><div></div></div> 1%	885	30,379	306	1.0%
Seminole	30,069	<div><div></div></div> 1%	234	30,303	468	1.6%
Sarasota	28,150	<div><div></div></div> 1%	1,434	29,584	791	2.8%
Marion	29,025	<div><div></div></div> 1%	144	29,169	923	3.2%
Lake	26,411	<div><div></div></div> 1%	451	26,862	609	2.3%
St. Lucie	23,959	<div><div></div></div> 1%	175	24,134	591	2.5%
Alachua	23,240	<div><div></div></div> 1%	266	23,506	259	1.1%
St. Johns	20,951	<div><div></div></div> 1%	294	21,245	203	1.0%
Okaloosa	19,576	<div><div></div></div> 1%	210	19,786	353	1.8%
Bay	18,690	<div><div></div></div> 1%	756	19,446	375	2.0%
Santa Rosa	17,553	<div><div></div></div> 1%	228	17,781	278	1.6%
Clay	17,367	<div><div></div></div> 1%	47	17,414	329	1.9%
Hernando	12,390	<div><div></div></div> 1%	94	12,484	443	3.6%
Indian River	11,667	<div><div></div></div> 1%	103	11,770	282	2.4%
Charlotte	11,471	<div><div></div></div> 1%	197	11,668	392	3.4%
Martin	11,231	<div><div></div></div> 1%	212	11,443	304	2.7%
Citrus	10,265	<div><div></div></div> 1%	90	10,355	432	4.2%
Sumter	8,724	<div><div></div></div> 0%	103	8,827	257	2.9%
Nassau	7,561	<div><div></div></div> 0%	432	7,993	122	1.6%

County	FL resident cases		Non-FL resident cases	Total cases	FL resident deaths	FL death rate
Columbia	7,830	<div><div></div></div> 0%	37	7,867	163	2.1%
Highlands	7,630	<div><div></div></div> 0%	87	7,717	322	4.2%
Walton	6,569	<div><div></div></div> 0%	780	7,349	83	1.3%
Flagler	6,634	<div><div></div></div> 0%	91	6,725	98	1.5%
Monroe	6,106	<div><div></div></div> 0%	369	6,475	49	0.8%
Jackson	6,003	<div><div></div></div> 0%	64	6,067	155	2.6%
Putnam	6,037	<div><div></div></div> 0%	20	6,057	135	2.2%
Gadsden	5,527	<div><div></div></div> 0%	16	5,543	90	1.6%
Suwannee	5,196	<div><div></div></div> 0%	28	5,224	135	2.6%
Hendry	4,456	<div><div></div></div> 0%	18	4,474	77	1.7%
Desoto	4,066	<div><div></div></div> 0%	23	4,089	86	2.1%
Okeechobee	3,711	<div><div></div></div> 0%	51	3,762	86	2.3%
Unknown	369	<div><div></div></div> 0%	3,200	3,569	0	0.0%
Baker	3,354	<div><div></div></div> 0%	15	3,369	60	1.8%
Wakulla	3,240	<div><div></div></div> 0%	12	3,252	55	1.7%
Levy	3,111	<div><div></div></div> 0%	8	3,119	44	1.4%
Bradford	2,912	<div><div></div></div> 0%	13	2,925	55	1.9%
Hardee	2,896	<div><div></div></div> 0%	14	2,910	39	1.3%
Taylor	2,689	<div><div></div></div> 0%	5	2,694	45	1.7%
Washington	2,658	<div><div></div></div> 0%	20	2,678	50	1.9%
Holmes	2,183	<div><div></div></div> 0%	32	2,215	47	2.2%
Madison	2,008	<div><div></div></div> 0%	26	2,034	44	2.2%
Gulf	1,895	<div><div></div></div> 0%	23	1,918	42	2.2%
Union	1,774	<div><div></div></div> 0%	1	1,775	71	4.0%
Calhoun	1,658	<div><div></div></div> 0%	3	1,661	42	2.5%
Lafayette	1,606	<div><div></div></div> 0%	0	1,606	25	1.6%
Hamilton	1,574	<div><div></div></div> 0%	19	1,593	23	1.5%
Dixie	1,553	<div><div></div></div> 0%	3	1,556	22	1.4%
Gilchrist	1,491	<div><div></div></div> 0%	4	1,495	38	2.5%
Jefferson	1,410	<div><div></div></div> 0%	22	1,432	25	1.8%
Franklin	1,263	<div><div></div></div> 0%	33	1,296	17	1.3%
Liberty	1,055	<div><div></div></div> 0%	1	1,056	16	1.5%
Glades	922	<div><div></div></div> 0%	4	926	19	2.1%
Total	2,032,387		38,628	2,071,015	33,586	1.7%

COVID-19: characteristics of 2,032,387 Florida resident cases

Data through Apr 1, 2021 verified as of Apr 2, 2021 at 09:25 AM

Data in this report are provisional and subject to change.

The table below includes the cities and counties of residence for cases in Florida residents based on the patient's ZIP Code. Note that city is not always received as part of the initial notification and may be missing while the case is being investigated.

City and county	Cases
Miami, Dade	256,511
Orlando, Orange	90,696
Jacksonville, Duval	85,828
Tampa, Hillsborough	70,860
Hialeah, Dade	62,360
Fort Lauderdale, Broward	45,564
Hollywood, Broward	40,694
West Palm Beach, Palm Beach	31,689
Kissimmee, Osceola	30,218
Tallahassee, Leon	28,474
Homestead, Dade	27,131
Naples, Collier	26,639
Saint Petersburg, Pinellas	26,089
Pensacola, Escambia	26,054
Fort Myers, Lee	23,726
Bradenton, Manatee	22,347
Boca Raton, Palm Beach	22,247
Ocala, Marion	21,355
Lakeland, Polk	21,315
Pompano Beach, Broward	20,363
Gainesville, Alachua	18,507
Sarasota, Sarasota	17,421
Port Saint Lucie, St. Lucie	15,923
Lake Worth, Palm Beach	15,748
Cape Coral, Lee	15,457
Miami Beach, Dade	14,339
Miramar, Broward	13,907
Clearwater, Pinellas	13,899
Boynton Beach, Palm Beach	12,670
Coral Springs, Broward	12,474
Doral, Dade	12,341
Panama City, Bay	11,881
Miami Gardens, Dade	11,795
Saint Augustine, St. Johns	11,226
Melbourne, Brevard	10,532
Winter Haven, Polk	10,247
Lehigh Acres, Lee	9,826
Delray Beach, Palm Beach	9,776
Davie, Broward	9,500
Riverview, Hillsborough	9,321
Vero Beach, Indian River	8,980
Palm Bay, Brevard	8,531
Milton, Santa Rosa	8,478
Sunrise, Broward	8,426
New Port Richey, Pasco	8,396
Fort Pierce, St. Lucie	7,877
Coral Gables, Dade	7,822
Saint Cloud, Osceola	7,811
Largo, Pinellas	7,728
Daytona Beach, Volusia	7,639
Apopka, Orange	7,598
Plantation, Broward	7,440
Spring Hill, Hernando	7,379
North Miami Beach, Dade	7,254
Lake City, Columbia	7,122
Orange Park, Clay	7,071
Clermont, Lake	7,068
Davenport, Polk	7,041

COVID-19: characteristics of 2,032,387 Florida resident cases

Data through Apr 1, 2021 verified as of Apr 2, 2021 at 09:25 AM

Data in this report are provisional and subject to change.

The table below includes the cities and counties of residence for cases in Florida residents based on the patient's ZIP Code. Note that city is not always received as part of the initial notification and may be missing while the case is being investigated.

City and county	Cases
Brandon, Hillsborough	7,001
Weston, Broward	6,733
Sanford, Seminole	6,716
Jupiter, Palm Beach	6,691
Deltona, Volusia	6,589
Plant City, Hillsborough	6,557
Deerfield Beach, Broward	6,237
Winter Garden, Orange	6,079
Tamarac, Broward	5,730
Port Charlotte, Charlotte	5,608
Palm Coast, Flagler	5,579
Fort Walton Beach, Okaloosa	5,422
Wesley Chapel, Pasco	5,333
Coconut Creek, Broward	5,315
Stuart, Martin	5,290
Crestview, Okaloosa	5,227
Margate, Broward	5,214
Palm Beach Gardens, Palm Beach	5,187
Land O Lakes, Pasco	5,100
Deland, Volusia	5,051
Winter Park, Orange	5,022
Palm Harbor, Pinellas	4,979
Wellington, Palm Beach	4,917
Oviedo, Seminole	4,914
Palmetto, Manatee	4,898
Altamonte Springs, Seminole	4,549
Lutz, Hillsborough	4,520
Miami Lakes, Dade	4,513
Opa Locka, Dade	4,488
Port Orange, Volusia	4,466
Brooksville, Hernando	4,317
Valrico, Hillsborough	4,295
Haines City, Polk	4,292
Middleburg, Clay	4,278
Venice, Sarasota	4,228
North Port, Sarasota	4,225
Hallandale, Broward	4,195
Punta Gorda, Charlotte	4,156
Pembroke Pines, Broward	4,147
The Villages, Sumter	4,139
Ocoee, Orange	4,090
Sebring, Highlands	4,088
Leesburg, Lake	4,085
Live Oak, Suwannee	4,031
Arcadia, Desoto	3,959
Saint Johns, St. Johns	3,954
Ormond Beach, Volusia	3,884
Seminole, Pinellas	3,880
Bonita Springs, Lee	3,873
Zephyrhills, Pasco	3,863
Okeechobee, Okeechobee	3,698
Navarre, Santa Rosa	3,670
Pinellas Park, Pinellas	3,653
Windermere, Orange	3,584
Longwood, Seminole	3,540
North Lauderdale, Broward	3,538
North Miami, Dade	3,514
Immokalee, Collier	3,474
Ruskin, Hillsborough	3,447

COVID-19: characteristics of 2,032,387 Florida resident cases

Data through Apr 1, 2021 verified as of Apr 2, 2021 at 09:25 AM

Data in this report are provisional and subject to change.

The table below includes the cities and counties of residence for cases in Florida residents based on the patient's ZIP Code. Note that city is not always received as part of the initial notification and may be missing while the case is being investigated.

City and county	Cases
Cocoa, Brevard	3,413
Gulf Breeze, Santa Rosa	3,297
Niceville, Okaloosa	3,262
Cantonment, Escambia	3,143
Casselberry, Seminole	3,104
Lake Worth Beach, Palm Beach	3,085
Key West, Monroe	3,051
Panama City Beach, Bay	3,041
Jacksonville Beach, Duval	3,030
Titusville, Brevard	2,994
Port Richey, Pasco	2,975
Quincy, Gadsden	2,953
Hudson, Pasco	2,947
Dade City, Pasco	2,919
Crawfordville, Wakulla	2,908
Winter Springs, Seminole	2,859
North Fort Myers, Lee	2,857
Oakland Park, Broward	2,849
Bartow, Polk	2,847
Palatka, Putnam	2,793
Aventura, Dade	2,781
Lake Mary, Seminole	2,773
Cutler Ridge, Dade	2,757
Fernandina Beach, Nassau	2,737
New Smyrna Beach, Volusia	2,717
Green Cove Springs, Clay	2,711
Kissimmee, Polk	2,707
Auburndale, Polk	2,696
Merritt Island, Brevard	2,681
Lake Wales, Polk	2,625
Ponte Vedra Beach, St. Johns	2,624
Tarpon Springs, Pinellas	2,569
Perry, Taylor	2,523
Lynn Haven, Bay	2,468
Parkland, Broward	2,462
Inverness, Citrus	2,455
Belle Glade, Palm Beach	2,442
Marianna, Jackson	2,400
Eustis, Lake	2,368
Wimauma, Hillsborough	2,354
Loxahatchee, Palm Beach	2,334
Cooper City, Broward	2,327
Clewiston, Hendry	2,323
Dunedin, Pinellas	2,312
Royal Palm Beach, Palm Beach	2,312
Fleming Island, Clay	2,299
Santa Rosa Beach, Walton	2,292
Esterro, Lee	2,290
Holiday, Pasco	2,236
Sarasota, Manatee	2,148
Rockledge, Brevard	2,123
Parrish, Manatee	2,118
Key Biscayne, Dade	2,115
Defuniak Springs, Walton	2,083
Chipley, Washington	2,068
Odessa, Hillsborough	2,056
Palm City, Martin	2,020
Riviera Beach, Palm Beach	2,010
Mount Dora, Lake	2,002

COVID-19: characteristics of 2,032,387 Florida resident cases

Data through Apr 1, 2021 verified as of Apr 2, 2021 at 09:25 AM

Data in this report are provisional and subject to change.

The table below includes the cities and counties of residence for cases in Florida residents based on the patient's ZIP Code. Note that city is not always received as part of the initial notification and may be missing while the case is being investigated.

City and county	Cases
Destin, Okaloosa	2,000
Labelle, Hendry	1,990
Starke, Bradford	1,971
Avon Park, Highlands	1,959
Mulberry, Polk	1,944
Seffner, Hillsborough	1,940
Tavares, Lake	1,897
Summerfield, Marion	1,821
Groveland, Lake	1,814
Yulee, Nassau	1,806
Lithia, Hillsborough	1,801
Pinecrest, Dade	1,784
Maitland, Orange	1,770
Orange City, Volusia	1,740
Wauchula, Hardee	1,694
Sebastian, Indian River	1,654
Macclenny, Baker	1,644
Palmetto Bay, Dade	1,629
Callahan, Nassau	1,607
Lady Lake, Lake	1,607
Missing, Dade	1,584
Mayo, Lafayette	1,577
Ponte Vedra, St. Johns	1,574
Carol City, Dade	1,573
Homosassa, Citrus	1,571
Dania, Broward	1,562
Bonifay, Holmes	1,559
Coconut Grove, Dade	1,557
Crystal River, Citrus	1,546
Crossings, Dade	1,484
Lake Placid, Highlands	1,453
Gibsonton, Hillsborough	1,448
Oldsmar, Pinellas	1,442
Hobe Sound, Martin	1,433
Pace, Santa Rosa	1,430
Edgewater, Volusia	1,426
Florida City, Dade	1,415
Apollo Beach, Hillsborough	1,406
Dover, Hillsborough	1,402
Sun City Center, Hillsborough	1,395
Lake Butler, Union	1,375
Debary, Volusia	1,361
Atlantic Beach, Duval	1,360
Dunnellon, Marion	1,337
Palm Springs, Palm Beach	1,332
Madison, Madison	1,332
Biscayne Park, Dade	1,305
Monticello, Jefferson	1,290
Bellevue, Marion	1,275
Alachua, Alachua	1,274
Indiantown, Martin	1,247
North Palm Beach, Palm Beach	1,247
Graceville, Jackson	1,232
Lantana, Palm Beach	1,226
South Miami, Dade	1,181
Century, Escambia	1,173
Safety Harbor, Pinellas	1,155
Newberry, Alachua	1,142
Lecanto, Citrus	1,138

COVID-19: characteristics of 2,032,387 Florida resident cases

Data through Apr 1, 2021 verified as of Apr 2, 2021 at 09:25 AM

Data in this report are provisional and subject to change.

The table below includes the cities and counties of residence for cases in Florida residents based on the patient's ZIP Code. Note that city is not always received as part of the initial notification and may be missing while the case is being investigated.

City and county	Cases
Williston, Levy	1,126
Ellenton, Manatee	1,118
Jensen Beach, Martin	1,118
El Portal, Dade	1,092
Havana, Gadsden	1,087
Satellite Beach, Brevard	1,087
Beverly Hills, Citrus	1,084
Lauderhill, Broward	1,079
Hilliard, Nassau	1,063
Freeport, Walton	1,055
Blountstown, Calhoun	1,042
Jasper, Hamilton	1,026
Wilton Manors, Broward	1,024
Wildwood, Sumter	1,021
Trenton, Gilchrist	1,018
Englewood, Charlotte	1,008
Nokomis, Sarasota	986
Key Largo, Monroe	981
Wewahitchka, Gulf	972
Frostproof, Polk	956
Keystone Heights, Clay	955
Hernando, Citrus	955
Bushnell, Sumter	952
Sanderson, Baker	947
Mary Esther, Okaloosa	930
Fellsmere, Indian River	926
Polk City, Polk	919
Lauderdale Lakes, Broward	919
Medley, Dade	912
Dunnellon, Citrus	911
Everglades National Park, Dade	905
Fisher Island, Dade	901
Port Saint Joe, Gulf	892
Shalimar, Okaloosa	887
Moore Haven, Glades	863
Coleman, Sumter	842
Marco Island, Collier	829
Cocoa Beach, Brevard	822
Cross City, Dixie	817
Bristol, Liberty	816
Pahokee, Palm Beach	814
South Bay, Palm Beach	812
Chiefland, Levy	801
Minneola, Lake	797
Trinity, Pasco	785
High Springs, Alachua	782
Fort Meade, Polk	781
Sorrento, Lake	780
Spring Hill, Pasco	766
Glen Saint Mary, Baker	758
Indialantic, Brevard	757
Fruitland Park, Lake	756
Englewood, Sarasota	752
Thonotosassa, Hillsborough	748
Chattahoochee, Gadsden	727
Marathon, Monroe	724
Southwest Ranches, Broward	723
Crescent City, Putnam	715
Miramar Beach, Walton	711

COVID-19: characteristics of 2,032,387 Florida resident cases

Data through Apr 1, 2021 verified as of Apr 2, 2021 at 09:25 AM

Data in this report are provisional and subject to change.

The table below includes the cities and counties of residence for cases in Florida residents based on the patient's ZIP Code. Note that city is not always received as part of the initial notification and may be missing while the case is being investigated.

City and county	Cases
Olympia Heights, Dade	704
Interlachen, Putnam	703
Uleta, Dade	701
Umatilla, Lake	697
Fort Myers Beach, Lee	691
Coral, Dade	679
Old Town, Dixie	677
Bowling Green, Hardee	676
Lake Alfred, Polk	670
Lawtey, Bradford	667
West Melbourne, Brevard	665
Jacksonville, St. Johns	663
Fort White, Columbia	646
Neptune Beach, Duval	637
Silver Springs, Marion	628
Weeki Wachee, Hernando	624
South Daytona, Volusia	608
Baker, Okaloosa	594
Belle Isle, Orange	593
Surfside, Dade	585
Palm Beach, Palm Beach	585
Bronson, Levy	585
Clearwater Beach, Pinellas	576
Gulfport, Pinellas	573
Bunnell, Flagler	568
Sneads, Jackson	554
Jay, Santa Rosa	544
Mascotte, Lake	527
Carrabelle, Franklin	525
Rotunda West, Charlotte	520
Hawthorne, Alachua	507
Oxford, Sumter	506
Oakland, Orange	495
Sweetwater, Dade	492
Myakka City, Manatee	489
Molino, Escambia	485
Cottondale, Jackson	484
Citra, Marion	482
Mims, Brevard	481
Cape Canaveral, Brevard	481
Florida State University, Leon	476
Ocklawaha, Marion	475
Tavernier, Monroe	475
Midway, Gadsden	470
Zolfo Springs, Hardee	470
Melbourne Beach, Brevard	466
Youngstown, Bay	466
Indian Harbour Beach, Brevard	466
East Palatka, Putnam	461
Flagler Beach, Flagler	457
Bal Harbour, Dade	455
Alva, Lee	454
Dundee, Polk	452
Celebration, Osceola	446
Altha, Calhoun	440
Bell, Gilchrist	433
Branford, Suwannee	430
Apalachicola, Franklin	417
Webster, Sumter	414

COVID-19: characteristics of 2,032,387 Florida resident cases

Data through Apr 1, 2021 verified as of Apr 2, 2021 at 09:25 AM

Data in this report are provisional and subject to change.

The table below includes the cities and counties of residence for cases in Florida residents based on the patient's ZIP Code. Note that city is not always received as part of the initial notification and may be missing while the case is being investigated.

City and county	Cases
Missing, Volusia	398
De Leon Springs, Volusia	396
Centerville, Leon	394
Haverhill, Palm Beach	394
Archer, Alachua	391
Eagle Lake, Polk	387
Osprey, Sarasota	380
Hastings, St. Johns	368
Tequesta, Palm Beach	368
Raiford, Union	366
West Miami, Dade	366
Floral City, Citrus	364
Grand Ridge, Jackson	362
Holly Hill, Volusia	355
Ave Maria, Collier	351
Chuluota, Seminole	348
Lake Park, Palm Beach	348
Grand Island, Lake	346
Pierson, Volusia	345
Missing, Orange	336
Greenville, Madison	332
Montverde, Lake	324
Vernon, Washington	324
Gotha, Orange	319
Indian Rocks Beach, Pinellas	318
Malone, Jackson	316
Satsuma, Putnam	314
Jennings, Hamilton	314
Sebastian, Brevard	310
Kenneth City, Pinellas	309
Alafaya, Orange	304
Bryceville, Nassau	303
Reddick, Marion	302
Eastpoint, Franklin	302
Elkton, St. Johns	301
Laurel Hill, Okaloosa	301
Malabar, Brevard	301
Fort McCoy, Marion	300
Melrose, Putnam	296
Westville, Holmes	295
Valparaiso, Okaloosa	289
Lake Panasoffkee, Sumter	289
Lehigh, Lee	287
Winter Park, Seminole	284
Belleair, Pinellas	282
O Brien, Suwannee	281
Greenwood, Jackson	278
San Antonio, Pasco	276
Anthony, Marion	276
Geneva, Seminole	274
Hallandale Beach, Broward	273
Ponce De Leon, Holmes	272
Greenacres, Palm Beach	267
Morriston, Levy	264
South Pasadena, Pinellas	255
Inlet Beach, Walton	247
Sanibel, Lee	244
Eglin Air Force Base, Okaloosa	243
Fern Park, Seminole	242

COVID-19: characteristics of 2,032,387 Florida resident cases

Data through Apr 1, 2021 verified as of Apr 2, 2021 at 09:25 AM

Data in this report are provisional and subject to change.

The table below includes the cities and counties of residence for cases in Florida residents based on the patient's ZIP Code. Note that city is not always received as part of the initial notification and may be missing while the case is being investigated.

City and county	Cases
Fountain, Bay	239
Kindred, Osceola	238
Lee, Madison	236
University Of Central Fl, Orange	235
Edgewood, Orange	234
White Springs, Hamilton	232
Southport, Bay	232
Weirsdale, Marion	229
Longboat Key, Manatee	228
Saint James City, Lee	226
Hosford, Liberty	224
Islamorada, Monroe	222
Gretna, Gadsden	221
Wellborn, Suwannee	214
Holt, Okaloosa	210
Astatula, Lake	210
Lakewood Ranch, Manatee	209
Mcdavid, Escambia	209
Poinciana, Polk	203
Madeira Beach, Pinellas	201
Holmes Beach, Manatee	200
Bay Harbor Islands, Dade	199
Howey-In-The-Hills, Lake	199
Juno Beach, Palm Beach	198
Babson Park, Polk	195
Micanopy, Alachua	194
Atlantis, Palm Beach	192
Altoona, Lake	190
Mcalpin, Suwannee	189
Alford, Jackson	187
Sopchoppy, Wakulla	187
Azalea Park, Orange	187
Lake Helen, Volusia	186
Zellwood, Orange	184
The Villages, Marion	183
Lauderdale By The Sea, Broward	183
The Villages, Lake	177
Center Hill, Sumter	174
Odessa, Pasco	173
Cutler Bay, Dade	171
Viera, Brevard	170
Osteen, Volusia	170
Mangonia Park, Palm Beach	168
Summerland Key, Monroe	165
University Of Miami, Dade	165
Bokeelia, Lee	161
Golden Beach, Dade	161
Caryville, Washington	161
Hypoluxo, Palm Beach	160
Pomona Park, Putnam	159
University Of Fl, Alachua	155
Rocky Point, Hillsborough	155
Oak Hill, Volusia	154
Ponce Inlet, Volusia	153
Lockhart, Orange	152
Bay Lake, Orange	150
Lutz, Pasco	150
Grant-Valkaria, Brevard	150
Sumterville, Sumter	146

COVID-19: characteristics of 2,032,387 Florida resident cases

Data through Apr 1, 2021 verified as of Apr 2, 2021 at 09:25 AM

Data in this report are provisional and subject to change.

The table below includes the cities and counties of residence for cases in Florida residents based on the patient's ZIP Code. Note that city is not always received as part of the initial notification and may be missing while the case is being investigated.

City and county	Cases
Hollister, Putnam	146
Citrus Springs, Citrus	146
Hiawassee, Orange	142
Big Pine Key, Monroe	142
Missing, Lee	141
Clair-Mel City, Hillsborough	139
Carrollwood, Hillsborough	138
Paisley, Lake	138
Lady Lake, Sumter	135
Cloud Lake, Palm Beach	130
San Mateo, Putnam	129
Inglis, Levy	129
Baldwin, Duval	128
Christmas, Orange	128
Hampton, Bradford	126
Apopka, Seminole	125
West Park, Broward	125
Steinhatchee, Taylor	124
Kendall, Dade	124
Clarksville, Calhoun	123
Lake Hamilton, Polk	122
Matlacha, Lee	122
University Of Central Florida, Orange	120
Buena Ventura Lakes, Osceola	116
Belleair Beach, Pinellas	116
Tierra Verde, Pinellas	114
Placida, Charlotte	114
Lighthouse Point, Broward	110
Missing, St. Johns	109
Callaway, Bay	109
Temple Terrace, Hillsborough	109
Seville, Volusia	108
Panacea, Wakulla	106
Missing, Pinellas	106
Barry University, Dade	106
Saint Leo, Pasco	105
Harmony, Osceola	104
Dania Beach, Broward	104
Astor, Lake	103
Cedar Key, Levy	102
Dinsmore, Duval	102
Hurlburt Field, Okaloosa	102
Lamont, Jefferson	102
Canal Point, Palm Beach	101
Brooker, Bradford	101
City Of Sunrise, Broward	99
Bradenton Beach, Manatee	99
Missing, Sumter	98
South Fort Myers, Lee	98
Fruit Cove, St. Johns	96
Barefoot Bay, Brevard	96
Sunny Isles Beach, Dade	96
Bascom, Jackson	96
Waldo, Alachua	95
Florida Gulf Coast Univ, Lee	95
Tyndall Air Force Base, Bay	95
Florahome, Putnam	94
University Of South Florida, Hillsborough	94
Kathleen, Polk	91

COVID-19: characteristics of 2,032,387 Florida resident cases

Data through Apr 1, 2021 verified as of Apr 2, 2021 at 09:25 AM

Data in this report are provisional and subject to change.

The table below includes the cities and counties of residence for cases in Florida residents based on the patient's ZIP Code. Note that city is not always received as part of the initial notification and may be missing while the case is being investigated.

City and county	Cases
Maitland, Seminole	90
Pinetta, Madison	89
Crystal Beach, Pinellas	87
Lorida, Highlands	83
Missing, Marion	83
Fort Denaud, Hendry	82
F M, Lee	81
Ocean Ridge, Palm Beach	79
Princeton, Dade	79
Yalaha, Lake	78
Missing, St. Lucie	77
Saint Pete Beach, Pinellas	77
Welaka, Putnam	76
Boca Grande, Lee	75
Patrick Air Force Base, Brevard	75
Eatonville, Orange	75
Palma Ceia, Hillsborough	74
Missing, Lake	73
Avon Park, Polk	73
Campbellton, Jackson	72
Air Mail Facility, Dade	69
North Venice, Sarasota	69
Ochopee, Collier	69
Cudjoe Key, Monroe	67
Greensboro, Gadsden	66
Anna Maria, Manatee	65
Stock Island, Monroe	64
Missing, Duval	62
Reunion, Osceola	62
Miami Springs, Dade	61
Missing, Pasco	61
Mexico Beach, Bay	60
Missing, Palm Beach	60
North Redington Beach, Pinellas	59
Bonita Beach, Lee	59
Georgetown, Putnam	59
Northdale, Hillsborough	59
Treasure Island, Pinellas	59
Destin, Walton	59
Micco, Brevard	58
Orlando, Seminole	58
Felda, Hendry	58
Bellview, Escambia	57
Missing, Santa Rosa	54
Okahumpka, Lake	54
Miami, Unknown	54
Miromar Lakes, Lee	54
Lake Suzy, Desoto	53
Walnut Hill, Escambia	53
Ona, Hardee	53
Duette, Manatee	53
Singer Island, Palm Beach	52
Orlando, Dade	52
Enterprise, Volusia	52
Heathrow, Seminole	52
University Of Tampa, Hillsborough	51
Town N Country, Hillsborough	50
Palm Beach Shores, Palm Beach	49
Aloma, Orange	49

COVID-19: characteristics of 2,032,387 Florida resident cases

Data through Apr 1, 2021 verified as of Apr 2, 2021 at 09:25 AM

Data in this report are provisional and subject to change.

The table below includes the cities and counties of residence for cases in Florida residents based on the patient's ZIP Code. Note that city is not always received as part of the initial notification and may be missing while the case is being investigated.

City and county	Cases
Salt Springs, Marion	49
Terra Ceia, Manatee	48
Intercession City, Osceola	48
Cinco Bayou, Okaloosa	47
Highland City, Polk	45
Sewalls Point, Martin	45
Florida International Univ, Dade	45
Florence Villa, Polk	45
Green Acres, Palm Beach	45
Waverly, Polk	44
Orlando, Osceola	44
Kenansville, Osceola	43
Eaton Park, Polk	43
Naranja, Dade	43
Gulf Breeze, Escambia	43
Manalapan, Palm Beach	43
Ebro, Washington	42
Lacoochee, Pasco	42
Key Colony Beach, Monroe	42
Village Of Wellington, Palm Beach	42
Village Wellington, Palm Beach	41
Stetson University, Volusia	41
Bayonet Point, Pasco	41
Saint Johns, Duval	40
Cortez, Manatee	40
Missing, Broward	40
Miami, Broward	39
Orlando, Broward	38
Orlando, Volusia	37
Ponte Vedra, Duval	37
Florida A And M University, Leon	37
Missing, Hillsborough	36
Tice, Lee	36
Miami Shores, Dade	36
Hialeah Gardens, Dade	36
Pasadena, Pinellas	36
Orlando, Polk	35
Lakeshore, Polk	35
Bay Pines, Pinellas	35
North Bay Village, Dade	35
Highland Beach, Palm Beach	35
Siesta Key, Sarasota	34
Flemington, Marion	34
Bonaventure, Broward	34
Missing, Seminole	34
Univ Of FI Student Dorms, Alachua	33
Dowling Park, Suwannee	33
Lulu, Columbia	33
Palm Shores, Brevard	33
Homeland, Polk	33
Lealman, Pinellas	32
Davenport, Osceola	32
Hallandale Beach, Broward	32
Wekiva Springs, Seminole	32
Bagdad, Santa Rosa	32
Eloise, Polk	32
Venus, Highlands	32
Poinciana, Osceola	31
Ridge Manor, Pasco	31

COVID-19: characteristics of 2,032,387 Florida resident cases

Data through Apr 1, 2021 verified as of Apr 2, 2021 at 09:25 AM

Data in this report are provisional and subject to change.

The table below includes the cities and counties of residence for cases in Florida residents based on the patient's ZIP Code. Note that city is not always received as part of the initial notification and may be missing while the case is being investigated.

City and county	Cases
Westlake, Palm Beach	31
Bayshore Gardens, Manatee	31
Penney Farms, Clay	30
Kinard, Calhoun	30
Jupiter, Martin	30
Nocatee, Desoto	30
Mcintosh, Marion	30
Sugarloaf Key, Monroe	29
South Palm Beach, Palm Beach	29
Pine Hills, Orange	29
Alturas, Polk	29
Bonita Springs, Collier	29
Horseshoe Beach, Dixie	28
Chokoloskee, Collier	28
Pensacola Beach, Santa Rosa	28
Little Torch Key, Monroe	28
Westchase, Hillsborough	28
Orlando, Hillsborough	28
Saint Marks, Wakulla	28
Homosassa Springs, Citrus	27
City Of Westlake, Palm Beach	27
Caryville, Holmes	27
Florida State, Leon	27
Palmdale, Glades	26
Long Key, Monroe	26
Bradley, Polk	26
Indian Lake Estates, Polk	26
Fort Lauderdale, Dade	26
Missing, Monroe	25
New Smyrna, Volusia	25
Earleton, Alachua	25
Pembroke Park, Broward	25
Tangerine, Orange	25
Archer, Levy	25
South Miami Heights, Dade	25
Sydney, Hillsborough	24
Labelle, Glades	24
Hawthorne, Putnam	24
Orange Lake, Marion	24
Pine Castle, Orange	24
Santa Fe, Alachua	24
Missing, Escambia	24
Missing, Manatee	24
Goulds, Dade	24
Balm, Hillsborough	23
Missing, Brevard	23
Paxton, Walton	23
Yankeetown, Levy	23
Wausau, Washington	22
Loughman, Polk	22
Florida Dept Of Corrections, Union	22
Bostwick, Putnam	22
Sparr, Marion	22
Citrus Ridge, Indian River	22
Crystal Springs, Pasco	22
Missing, Indian River	22
Kissimmee, Orange	22
La Crosse, Alachua	22
Tioga, Alachua	22

COVID-19: characteristics of 2,032,387 Florida resident cases

Data through Apr 1, 2021 verified as of Apr 2, 2021 at 09:25 AM

Data in this report are provisional and subject to change.

The table below includes the cities and counties of residence for cases in Florida residents based on the patient's ZIP Code. Note that city is not always received as part of the initial notification and may be missing while the case is being investigated.

City and county	Cases
Missing, Citrus	22
Wabasso, Indian River	21
Florida International University, Dade	21
Perdido Key, Escambia	21
Laud-By-The-Sea, Broward	21
Missing, Okaloosa	21
Everglades City, Collier	21
Bonifay, Washington	21
Plymouth, Orange	21
Wekiwa Springs, Seminole	20
Fort Ogden, Desoto	20
Redington Shores, Pinellas	20
Mango, Hillsborough	20
Mexico Beach, Gulf	20
Union Park, Orange	20
Indian River Shores, Indian River	20
Sun City, Hillsborough	20
Branford, Lafayette	20
High Springs, Gilchrist	19
Babcock Ranch, Lee	19
Candler, Marion	19
Parker, Bay	19
Ramrod Key, Monroe	19
Lowell, Marion	19
Champions Gate, Polk	19
Wildlight, Nassau	19
Orlando, Palm Beach	19
Jensen Beach, St. Lucie	18
Trenton, Levy	18
Lake Buena Vista, Orange	18
Hollywood, Dade	18
Gulf Stream, Palm Beach	18
Goodland, Collier	18
Maxville, Duval	18
Boca Raton, Broward	18
Nalcrest, Polk	18
Webster, Hernando	17
Nichols, Polk	17
Graceville, Holmes	17
Missing, Collier	17
Forest City, Orange	17
Trilby, Pasco	17
Wewahitchka, Calhoun	16
Daytona Beach Shores, Volusia	16
Otter Creek, Levy	16
Woodville, Leon	16
Brooksville, Pasco	16
Jacksonville, Unknown	16
Johns Pass Village, Pinellas	16
Buckingham, Lee	16
West Panama City Beach, Bay	16
Suwannee, Dixie	16
Missing, Martin	16
Mount Dora, Orange	16
Gulf Hammock, Levy	16
Hernando Beach, Hernando	16
Tallevast, Manatee	16
Shady Hills, Pasco	16
Lakewood Ranch, Sarasota	15

COVID-19: characteristics of 2,032,387 Florida resident cases

Data through Apr 1, 2021 verified as of Apr 2, 2021 at 09:25 AM

Data in this report are provisional and subject to change.

The table below includes the cities and counties of residence for cases in Florida residents based on the patient's ZIP Code. Note that city is not always received as part of the initial notification and may be missing while the case is being investigated.

City and county	Cases
Hutchinson Island, St. Lucie	15
Florida State Univ Admin, Leon	15
White Springs, Columbia	15
Missing, Bay	15
Golden Oak, Orange	15
Belleair Bluffs, Pinellas	15
Eau Gallie, Brevard	15
Lake Monroe, Seminole	15
Orlando, Pinellas	15
Lake City, Suwannee	15
Winter Garden, Lake	15
Murdock, Charlotte	14
Saint Lucie West, St. Lucie	14
Watersound, Walton	14
Laurel Hill, Walton	14
Village Of Palmetto Bay, Dade	14
Wahneta, Polk	14
Hillsboro Beach, Broward	14
Graham, Bradford	14
Braden River, Manatee	14
Copeland, Collier	14
Indian Creek Village, Dade	14
Gonzalez, Escambia	13
Kingsley Lake, Bradford	13
Steinhatchee, Dixie	13
Mount Plymouth, Lake	13
Roseland, Indian River	13
Orlando, Lake	13
Choctaw Beach, Okaloosa	13
Long Boat Key, Manatee	13
Orlando, Brevard	13
Saint George Island, Franklin	13
Deer Island, Lake	13
Fort Charlotte, Charlotte	13
Hialeah, Unknown	13
Alys Beach, Bay	12
Unknown, Dade	12
Orlando, Unknown	12
Durant, Hillsborough	12
Missing, Putnam	12
Holder, Citrus	12
Los Angeles, Dade	12
Pensacola Beach, Escambia	12
Rosemary Beach, Walton	12
Ozona, Pinellas	11
Cypress, Jackson	11
Umatilla, Marion	11
Naples, Lee	11
Babcock Ranch, Charlotte	11
Greenville, Taylor	11
Missing, Unknown	11
Virginia Gardens, Dade	11
Dade City, Hernando	11
Citrus Hills, Citrus	11
Leisure City, Dade	11
Orlando, Leon	11
Deerfield Beach, Palm Beach	11
Captiva, Lee	11
Miami Gardens, Broward	11

COVID-19: characteristics of 2,032,387 Florida resident cases

Data through Apr 1, 2021 verified as of Apr 2, 2021 at 09:25 AM

Data in this report are provisional and subject to change.

The table below includes the cities and counties of residence for cases in Florida residents based on the patient's ZIP Code. Note that city is not always received as part of the initial notification and may be missing while the case is being investigated.

City and county	Cases
East Lake, Marion	11
Gibsonia, Polk	10
Redington Beach, Pinellas	10
Telogia, Liberty	10
Missing, Taylor	10
Lake Como, Putnam	10
Missing, Polk	10
University Park, Manatee	10
Grandin, Putnam	10
Orlando, Duval	10
Perrine, Dade	10
Briny Breezes, Palm Beach	10
Seacrest, Walton	10
Passport, Unknown	10
Forest City, Seminole	10
Haines Creek, Lake	10
Missing, Nassau	10
Lamont, Madison	9
Lloyd, Jefferson	9
Rubonia, Manatee	9
Elfers, Pasco	9
Fanning Springs, Gilchrist	9
Day, Lafayette	9
Basinger, Okeechobee	9
Grant Valkaria, Brevard	9
Nobleton, Hernando	9
Saint Augustine, Duval	9
West Delray Beach, Palm Beach	9
Beverly Beach, Flagler	9
Saint Augustine Beach, St. Johns	9
Putnam Hall, Putnam	9
Ferndale, Lake	9
Scottsmoor, Brevard	9
Sea Ranch Lakes, Broward	9
Palma Sola, Manatee	9
Innovation, Pasco	9
Cottondale, Washington	9
Barberville, Volusia	9
Jerome, Collier	8
Ponce De Leon, Walton	8
Goldenrod, Seminole	8
Fairfield, Marion	8
Fort Walton Beach, Unknown	8
Cross Creek, Alachua	8
Indian Shores, Pinellas	8
Palm City, St. Lucie	8
Seybold, Dade	8
Holt, Santa Rosa	8
White City, Gulf	8
Worthington Springs, Union	8
Pine Ridge, Citrus	8
Evinston, Alachua	8
Orange Springs, Marion	8
Salem, Taylor	8
Keystone Heights, Bradford	8
Ybor City, Hillsborough	8
Orlando, Pasco	7
Longboat Key, Sarasota	7
Fernandina, Nassau	7

COVID-19: characteristics of 2,032,387 Florida resident cases

Data through Apr 1, 2021 verified as of Apr 2, 2021 at 09:25 AM

Data in this report are provisional and subject to change.

The table below includes the cities and counties of residence for cases in Florida residents based on the patient's ZIP Code. Note that city is not always received as part of the initial notification and may be missing while the case is being investigated.

City and county	Cases
Port Saint John, Brevard	7
Orange Park, Duval	7
Missing, Flagler	7
Anastasia Island, St. Johns	7
Switzerland, St. Johns	7
Maitland, Volusia	7
Aripeka, Pasco	7
Valkaria, Brevard	7
Orlando, Alachua	7
Quail Heights, Dade	7
River Ranch, Polk	7
Niceville, Walton	7
Okeechobee, Glades	7
Fort Lauderdale, Unknown	7
Missing, Sarasota	7
Missing, Clay	7
Missing, Walton	6
Labelle, Lee	6
Ridge Manor Estates, Sumter	6
Maitland, Hillsborough	6
Winter Park, Polk	6
Winderemere, Orange	6
Hialeah, Broward	6
Grove City, Charlotte	6
Bruce, Holmes	6
Coco River, Collier	6
Eglin, Okaloosa	6
Punta Gorda, Lee	6
Deland, Lake	6
Orlando, Flagler	6
Orlando, Marion	6
Sunny Hills, Washington	6
East Rockland Key, Monroe	6
Mayport Naval Station, Duval	6
Lake Butler, Bradford	6
Bradenton, Sarasota	6
Maitland, Osceola	6
Inglis, Citrus	6
Weirsdale, Lake	6
Morrison, Marion	6
Missing, Osceola	6
Duck Key, Monroe	6
Newberry, Gilchrist	6
Orchid, Indian River	6
Pensacola, Unknown	6
Miccosukee, Leon	6
Glenwood, Volusia	6
Clarcona, Orange	5
Okeechobee, Osceola	5
Psl, Unknown	5
Pompano Beach, Unknown	5
San Carlos Park, Lee	5
University Of Central Fl, Hillsborough	5
Bayou George, Bay	5
Boynton Beach, Broward	5
Miramar, Dade	5
Miami Gardens, Unknown	5
Kissimmee, Unknown	5
Fort Lauderdale, Palm Beach	5

COVID-19: characteristics of 2,032,387 Florida resident cases

Data through Apr 1, 2021 verified as of Apr 2, 2021 at 09:25 AM

Data in this report are provisional and subject to change.

The table below includes the cities and counties of residence for cases in Florida residents based on the patient's ZIP Code. Note that city is not always received as part of the initial notification and may be missing while the case is being investigated.

City and county	Cases
Jacksonville Naval Air Station, Duval	5
Wakulla Springs, Wakulla	5
Pompano Beach, Palm Beach	5
Orlando, Manatee	5
N/A, Unknown	5
Oneco, Manatee	5
Ocoee, Lake	5
Okeechobee, Martin	5
Miami Beach, Unknown	5
Missing, Alachua	5
Alys Beach, Walton	5
Point Washington, Walton	5
University Of Central Fl, Martin	5
Williston, Marion	5
Shady Grove, Taylor	5
Missing, Leon	5
Milton, Escambia	5
Inlet Beach, Bay	5
Mayport, Duval	5
Pass, Unknown	5
Stuart, St. Lucie	5
Miami, Palm Beach	5
Ebro, Bay	5
Lake Worth, Broward	5
Westchester, Dade	5
Mid Florida, Seminole	5
Ocean Breeze, Martin	5
Port Salerno, Martin	5
Missing, Highlands	5
Missing, Columbia	5
Glen Ridge, Palm Beach	4
Coconut Creek, Palm Beach	4
Pensacola, Santa Rosa	4
Margate, Unknown	4
Melrose, Bradford	4
Los Angeles, Broward	4
Highland Park, Polk	4
Jacksonville, Dade	4
Live Oak, Madison	4
Loxahatchee Groves, Palm Beach	4
West Bradenton, Manatee	4
Port Charlotte, Unknown	4
Greenville, Jefferson	4
Missing, Hernando	4
Marina Del Rey, Dade	4
Oklawaha, Marion	4
Pompano Beach, Dade	4
Seacrest, Bay	4
Sandestin, Walton	4
Bella Collina, Lake	4
Delray Beach, Broward	4
El Jobean, Charlotte	4
Naples, Unknown	4
Marathon Shores, Monroe	4
High Springs, Columbia	4
Hinsdale, Manatee	4
Jonesville, Alachua	4
International Service Center, Dade	4
Island Grove, Alachua	4

COVID-19: characteristics of 2,032,387 Florida resident cases

Data through Apr 1, 2021 verified as of Apr 2, 2021 at 09:25 AM

Data in this report are provisional and subject to change.

The table below includes the cities and counties of residence for cases in Florida residents based on the patient's ZIP Code. Note that city is not always received as part of the initial notification and may be missing while the case is being investigated.

City and county	Cases
Hollywood, Unknown	4
Indian Rock Beach, Pinellas	4
Bowling Green, Polk	4
Cypress Gardens, Polk	4
Branford, Gilchrist	4
Cape Haze, Charlotte	4
Clewiston, Palm Beach	4
Conch Key, Monroe	4
Lazy Lake, Broward	4
Lamont, Taylor	4
Sugarloaf, Monroe	4
Wacissa, Jefferson	4
Westville, Walton	3
Pembroke Lakes, Broward	3
Orlo Vista, Orange	3
Milligan, Okaloosa	3
Land O Lakes, Hillsborough	3
Lady Lake, Marion	3
Jacksonville , Duval	3
Fisher Island, Unknown	3
Homeless, Hillsborough	3
Bay Harbor Islands, Unknown	3
Ft Pierce, St. Lucie	3
Chicago, Lee	3
Coraopolis, Citrus	3
Champions Gate, Osceola	3
Bristol, Calhoun	3
Jacksonville, Alachua	3
Sorrento, Orange	3
Stuart, Palm Beach	3
North Fort Myers, Charlotte	3
Crestview, Walton	3
Cross Key, Monroe	3
Cape San Blas, Gulf	3
Apopka, Lake	3
Green Cove Springs, Duval	3
Fernandina Beach, Duval	3
Fpo, Duval	3
Mayport Naval Housing, Duval	3
Monticello, Madison	3
Plantation Key, Monroe	3
Vernon, Bay	3
Samoset, Manatee	3
San Fernando, Unknown	3
Julington Creek, St. Johns	3
Jupiter Island, Martin	3
Marco Island, Lee	3
Miramar, Unknown	3
Bonnie, Dade	3
Alford, Washington	3
Altamonte Springs, Orange	3
Pass-A-Grille, Pinellas	3
Pembroke Pines, Unknown	3
Ocean Reef Club, Monroe	3
Winter Park, Volusia	3
Vero Beach, St. Lucie	3
Miami Shores, Broward	3
Pineland, Lee	3
Tampa Palms, Hillsborough	3

COVID-19: characteristics of 2,032,387 Florida resident cases

Data through Apr 1, 2021 verified as of Apr 2, 2021 at 09:25 AM

Data in this report are provisional and subject to change.

The table below includes the cities and counties of residence for cases in Florida residents based on the patient's ZIP Code. Note that city is not always received as part of the initial notification and may be missing while the case is being investigated.

City and county	Cases
Tampa, Pinellas	3
Winter Garden, Seminole	3
Tarpon Springs, Pasco	3
Jacksonville, Clay	3
Ludlam, Dade	3
Laurel, Sarasota	3
Bronx, Seminole	3
Clermont, Orange	3
Clermont, Polk	3
Port Saint Lucie, Martin	3
Saint Augusaintine Beach, St. Johns	3
Palm Coast, Volusia	3
Missing, Jackson	3
West Palm Beach, Broward	3
Village Of Golf, Palm Beach	3
Wildwood, Marion	3
Saint Petersburg, Hillsborough	3
Loxahatchee, Broward	3
Lynbrook, Broward	3
Lakeland, Hillsborough	3
Miami, Orange	3
Hallandale Beach, Unknown	3
Immokalee, Lee	3
Lake Geneva, Clay	3
Lake City, Duval	3
Fort Myers, Unknown	3
Bradington, Manatee	3
Blountstown, Liberty	3
Inverness, Polk	3
Pass, Dade	3
Vero Beach, Brevard	3
Orem, Palm Beach	3
Pp, Dade	3
Pp, Unknown	3
Woodside, Broward	3
Brewton, Escambia	3
Apopka, Broward	3
Maitland, Polk	3
Lake Harbor, Palm Beach	3
Lanark Village, Franklin	3
Maitland, Lake	2
Hialeah Lakes, Dade	2
Hialeah, Orange	2
Jan Phyl Village, Polk	2
Moore Haven, Hendry	2
Naples, Broward	2
Cassadaga, Volusia	2
Fort Walton Beach, Walton	2
Duke Field Air Force Station, Okaloosa	2
Dunnellon, Levy	2
Yalhala, Lake	2
University Of Central Florida, Palm Beach	2
University Of Central Florida, Pinellas	2
Wimauma, Manatee	2
Provo, Broward	2
Portland, Unknown	2
Sumatra, Liberty	2
University Of Central Florida, Broward	2
Saint Teresa, Wakulla	2

COVID-19: characteristics of 2,032,387 Florida resident cases

Data through Apr 1, 2021 verified as of Apr 2, 2021 at 09:25 AM

Data in this report are provisional and subject to change.

The table below includes the cities and counties of residence for cases in Florida residents based on the patient's ZIP Code. Note that city is not always received as part of the initial notification and may be missing while the case is being investigated.

City and county	Cases
West Point, Lee	2
Orlando, Okaloosa	2
Maitland, Pasco	2
Madison, Unknown	2
Ocala, Unknown	2
Miamt, Dade	2
Florida Power & Light Co, Dade	2
Chipley, Jackson	2
Amelia City, Nassau	2
Apopka, Unknown	2
Alligator Point, Wakulla	2
Blountstown, Jackson	2
Alligator Point, Franklin	2
Coconut Creek, Unknown	2
Crawfordville, Leon	2
Daytona Beach, Unknown	2
Eatonville, Lake	2
Lawtey, Union	2
Hallandale Beach, Dade	2
Lutz, Pinellas	2
Los Angeles, Okaloosa	2
Louisville, Manatee	2
Seven Springs, Pasco	2
Upper Key Largo, Monroe	2
University Of Central Florida, Brevard	2
West Villages, Sarasota	2
Zellwood, Lake	2
Mount Pleasant, Gadsden	2
Navarre, Okaloosa	2
None, Dade	2
Phoenix, Lake	2
Doctors Inlet, Clay	2
Bonifay, Jackson	2
Bonnie, Sarasota	2
Lecanto, Marion	2
Lake Helen, Orange	2
Maitland, Leon	2
Melrose, Alachua	2
Fort Myers, Collier	2
Fort Pierce, Martin	2
Weston, Dade	2
West Palm Beach, Dade	2
Winter Park, Leon	2
Palm Springs North, Dade	2
Redland, Dade	2
Olustee, Baker	2
Orlando, Charlotte	2
Orlando, Santa Rosa	2
University Of Central Fl, Seminole	2
Venice, Dade	2
Winter Springs, Orange	2
West Palm Beach, Unknown	2
Windermere, Hillsborough	2
Okeechobee, Highlands	2
Orlando, Escambia	2
Pompano Beach, Osceola	2
Port Charlotte, Lee	2
Sand Lake, Orange	2
Port St. Lucie, St. Lucie	2

COVID-19: characteristics of 2,032,387 Florida resident cases

Data through Apr 1, 2021 verified as of Apr 2, 2021 at 09:25 AM

Data in this report are provisional and subject to change.

The table below includes the cities and counties of residence for cases in Florida residents based on the patient's ZIP Code. Note that city is not always received as part of the initial notification and may be missing while the case is being investigated.

City and county	Cases
Swansea, Lee	2
Union, Manatee	2
At Large, Broward	2
Boys Ranch, Suwannee	2
Fort Pierce, Brevard	2
Graceville, Unknown	2
Eatonville, Polk	2
Mims, Volusia	2
New Port Richey, Hillsborough	2
Longwood, Unknown	2
Miami, Martin	2
Long Beach, Orange	2
Labelle, Collier	2
Jena, Taylor	2
Lauderhill, Unknown	2
Sarasota, Unknown	2
Seguin, Unknown	2
Sunrise, Unknown	2
Tampa, Broward	2
Tarpon Springs, Hillsborough	2
Orlando, St. Lucie	2
Port Canaveral, Brevard	2
North Miami Beach, Broward	2
Oakland Park, Unknown	2
Lake Clarke Shores, Palm Beach	2
Marysville, Dade	2
Callahan, Duval	2
Dade City, Unknown	2
Cibolo, Orange	2
Claysville, Hernando	2
Crescent Beach, Sarasota	2
FI State Univ Student, Leon	2
Defuniak Springs, Okaloosa	2
Defuniak Springs, Unknown	2
Noma, Holmes	2
Ormond Beach, Flagler	2
Panama City, Unknown	2
Pembroke Pines, Dade	2
Summerfield, Unknown	2
Tampa, Hernando	2
Sharpes, Brevard	2
Saint Lucie Village, St. Lucie	2
Sebring, Desoto	2
Vero Beach, Unknown	2
Yeehaw, Okeechobee	2
Wauchula, Desoto	2
Jacksonville Naval Hospital, Duval	2
Hosford, Calhoun	2
Longview, Dade	2
Marina Del Rey, Broward	2
Melrose, Clay	2
Mesa, Unknown	2
Aventura, Broward	2
000000, Unknown	2
Dfafs, Okaloosa	2
Fort Lauderdale, Alachua	2
Deerfield Beach, Unknown	2
Doral, Unknown	2
Brooklyn, Broward	2

COVID-19: characteristics of 2,032,387 Florida resident cases

Data through Apr 1, 2021 verified as of Apr 2, 2021 at 09:25 AM

Data in this report are provisional and subject to change.

The table below includes the cities and counties of residence for cases in Florida residents based on the patient's ZIP Code. Note that city is not always received as part of the initial notification and may be missing while the case is being investigated.

City and county	Cases
Carl Fisher, Dade	2
Cross City, Taylor	2
Jupiter, Dade	2
Micanopy, Marion	2
Lakeland, Unknown	2
Port Saint Lucie, Palm Beach	2
Red Bay, Holmes	2
Saint Marys, Nassau	2
Windermere, Lake	2
Sutton, Pasco	2
Sweetwater, Manatee	1
Syracuse, Polk	1
Tallahassee, Dade	1
Tamarac, Dade	1
Tampa, Unknown	1
Tavares, Orange	1
Tequesta, Martin	1
Topsham, Manatee	1
Town Of Nocatee, St. Johns	1
Troy, Manatee	1
Unkn, Duval	1
Waipahu, Santa Rosa	1
Ward, Polk	1
Wellborn, Columbia	1
Sunbright, Palm Beach	1
Winter Garden, Duval	1
Woodbine, Nassau	1
West Apim Beach, Palm Beach	1
West Yarmouth, St. Lucie	1
Venetian Islands, Dade	1
Yulee, St. Johns	1
Zephyrhills, Hillsborough	1
Rileyville, Flagler	1
Saint Joseph, Volusia	1
San Antonio, Orange	1
Sanford, Unknown	1
Seminole, Leon	1
Suitland, Volusia	1
Shalimar, Unknown	1
Shirley, Flagler	1
Prattville, Hillsborough	1
Prestonsburg, Bay	1
Quincy, Jackson	1
Rapid City, Broward	1
Russellville, Bay	1
Sagamore Beach, Charlotte	1
Saint Augustine, Broward	1
Saint Cloud, Palm Beach	1
Petersburg, Manatee	1
Piassa, Putnam	1
Oldsmar, Hillsborough	1
Olean, Alachua	1
North Palm Beach, Orange	1
Northport, Sarasota	1
Oakland, Lee	1
Missing, Levy	1
Myakka City, Sarasota	1
New Middletown, Hillsborough	1
New Port Richey, Pinellas	1

COVID-19: characteristics of 2,032,387 Florida resident cases

Data through Apr 1, 2021 verified as of Apr 2, 2021 at 09:25 AM

Data in this report are provisional and subject to change.

The table below includes the cities and counties of residence for cases in Florida residents based on the patient's ZIP Code. Note that city is not always received as part of the initial notification and may be missing while the case is being investigated.

City and county	Cases
New Port Richey, Unknown	1
Newberry, Marion	1
Newtown, Lake	1
Other, Dade	1
Palm Beach Gardens, Unknown	1
Palmetto Bay, Palm Beach	1
Palmetto, Pasco	1
Parma, Manatee	1
Pass-A-Grille Beach, Pinellas	1
Matawan, Palm Beach	1
Mckinney, Broward	1
Miamc, Dade	1
Milford, Lee	1
Missing, Okeechobee	1
Monroe Township, Palm Beach	1
Monroe, Lee	1
Moore Haven, Okeechobee	1
Morrisville, Unknown	1
Lake Butler, Alachua	1
Kingsland, Nassau	1
Knoxville, Bay	1
Ldhl, Broward	1
Las Vegas, Palm Beach	1
Longwood, Volusia	1
Lincoln, St. Lucie	1
Little Neck, Lee	1
Jupiter, St. Lucie	1
Kenilworth, Leon	1
Key West, Duval	1
Keys West, Unknown	1
Jacksonville, Orange	1
Jefferson, Dade	1
Jonesboro, Leon	1
Intrcsion Cty, Osceola	1
Inverness, Marion	1
Inwood, Broward	1
Irvine, Marion	1
Istachatta, Hernando	1
Homeless, Monroe	1
Homeless, Pinellas	1
Howell, Dade	1
Hudson, Hernando	1
Hoclywsod, Dade	1
Holiday, Pinellas	1
Hernando, Marion	1
Hialeah, Collier	1
Indian Rocks Beach, Duval	1
Indiantown, Palm Beach	1
Inglewood, Sarasota	1
Dallas, Hernando	1
Dearborn, Broward	1
Deer Park, Dade	1
Carmel, Orange	1
Cedar Springs, Hernando	1
Caracas, Dade	1
Coconut Ck, Unknown	1
Chicago, Unknown	1
Brooklyn, Dade	1
Brooklyn, Lee	1

COVID-19: characteristics of 2,032,387 Florida resident cases

Data through Apr 1, 2021 verified as of Apr 2, 2021 at 09:25 AM

Data in this report are provisional and subject to change.

The table below includes the cities and counties of residence for cases in Florida residents based on the patient's ZIP Code. Note that city is not always received as part of the initial notification and may be missing while the case is being investigated.

City and county	Cases
Bonnie, Broward	1
Boston, Broward	1
Bel Air, Collier	1
Apopka, Clay	1
Asheville, Highlands	1
Astoria, Broward	1
Atmore, Escambia	1
Bartow, Hardee	1
O, Manatee	1
Acworth, Okaloosa	1
Alachua, Duval	1
Alpharetta, Broward	1
Downingtown, Broward	1
Downingtown, Hillsborough	1
Dpo, Santa Rosa	1
Dunedin, Unknown	1
Deerfield, Dade	1
Deland, Seminole	1
Dayton, Lake	1
Daytona Beach, Pinellas	1
Erie, Monroe	1
East Palatka, Hillsborough	1
Eastpoint, Leon	1
Deltona, Seminole	1
Fort Lauderdale, Leon	1
Fort Myers, Sarasota	1
Fort Pierce, Palm Beach	1
Fort White, Clay	1
Garden City, Alachua	1
Gaylord, Orange	1
Gotcha, Orange	1
Greensburg, Palm Beach	1
Haines City, Osceola	1
Hallandale, Unknown	1
Helen, Bay	1
Crossings, Unknown	1
Davenport, Lake	1
Davie, Unknown	1
Dayton, Orange	1
Dearborn Heights, Hillsborough	1
Edgewood, Broward	1
Elkton, Putnam	1
Chesterfield, Broward	1
Carteret, Polk	1
Cincinnati, Dade	1
Connellsville, Highlands	1
Armstrong, St. Johns	1
Atl, Brevard	1
Alva, Escambia	1
Andalusia, Escambia	1
Arcadia, Highlands	1
Baker, Santa Rosa	1
Belleville, Palm Beach	1
Belmont, Santa Rosa	1
Blountstown, Broward	1
Bronson, Alachua	1
Brooker, Alachua	1
Bradenton, Clay	1
Brandon, Pinellas	1

COVID-19: characteristics of 2,032,387 Florida resident cases

Data through Apr 1, 2021 verified as of Apr 2, 2021 at 09:25 AM

Data in this report are provisional and subject to change.

The table below includes the cities and counties of residence for cases in Florida residents based on the patient's ZIP Code. Note that city is not always received as part of the initial notification and may be missing while the case is being investigated.

City and county	Cases
Bonita, Lee	1
Bocaraten, Palm Beach	1
Middletown, Osceola	1
Missing, Gilchrist	1
Monroe, Hillsborough	1
Nantucket, Palm Beach	1
New Vernon, Palm Beach	1
Mayaguez, Dade	1
Macclenny, Duval	1
Mantua, Broward	1
Longwood, Broward	1
Lucedale, St. Lucie	1
Kure Beach, Monroe	1
Lakeland, Palm Beach	1
Jacksonville, Nassau	1
Hudson, Pinellas	1
Hoosick Falls, Broward	1
Indian Rock Beach, Palm Beach	1
Interlachen, Duval	1
Kechi, Orange	1
Fort Myers, Broward	1
Floral, Okaloosa	1
Forestville, Volusia	1
Gibson, Unknown	1
Gainesville, Okaloosa	1
Gainesville, Unknown	1
Greenbrier, Bay	1
Groveland, Orange	1
Hialeahgardens, Dade	1
Hiram, Leon	1
Westlake Village, Unknown	1
White Plains, Broward	1
Whites Creek, Leon	1
Windermere, Volusia	1
Wtixrat, Dade	1
Watersound, Bay	1
Unk, Duval	1
Ventura, Orange	1
University Of Central Florida, Lee	1
Trenton, Dixie	1
Unknown, Unknown	1
Toms River, Lee	1
Tourist, Dade	1
Seffner, Hillsborough	1
Seminole, Lee	1
Saint Petersburg, Charlotte	1
Puerto Rico, Unknown	1
Punta Gorda, Unknown	1
Randolph, Orange	1
Rivera Beach, Palm Beach	1
Saint Augustine, Flagler	1
Sunrise, Dade	1
Tallahassee, Madison	1
Stratford, Broward	1
Pembroke Pines, Orange	1
Pensacola, Sumter	1
Paducah, Manatee	1
Palm Coast, Unknown	1
Perth Amboy, Hillsborough	1

COVID-19: characteristics of 2,032,387 Florida resident cases

Data through Apr 1, 2021 verified as of Apr 2, 2021 at 09:25 AM

Data in this report are provisional and subject to change.

The table below includes the cities and counties of residence for cases in Florida residents based on the patient's ZIP Code. Note that city is not always received as part of the initial notification and may be missing while the case is being investigated.

City and county	Cases
Port Orange, Brevard	1
Powell, Lee	1
Newberry, Levy	1
North Laud, Unknown	1
Ocala, Citrus	1
Ocoee, Unknown	1
Odessa, Dade	1
Oldsra, Manatee	1
Orlando, Jackson	1
Orlando, Lee	1
Dona Vista, Lake	1
East Setauket, Palm Beach	1
El Dorado, Palm Beach	1
Fleming Island, Duval	1
Fellsmere, Brevard	1
Crestview, Broward	1
Clearwater, Leon	1
Charlotte, Alachua	1
Dalecity, Okaloosa	1
Daytona Beach, Orange	1
Deerfield Beach, Polk	1
Crystal River, Marion	1
Crystal River, Unknown	1
Canton, Duval	1
Cantonment, Santa Rosa	1
Cape Coral, Unknown	1
Brunswick, Polk	1
Bryceville, Duval	1
Bradenton, Lee	1
Boca Raton, Dade	1
Boca Raton, Madison	1
Bogota, Unknown	1
Bal Harbour, Broward	1
Atlanta, Walton	1
Attalla, Broward	1
Auburn, Palm Beach	1
Autaugaville, Broward	1
Apopka, Volusia	1
Alachua, Suwannee	1
Alafaya, Broward	1
Alafaya, Pinellas	1
Merrick, Palm Beach	1
Metter, Manatee	1
Lake Forest, Collier	1
Miami, Osceola	1
Miamiardens, Unknown	1
Miamksaohes, Dade	1
Jacksonville, Baker	1
Jacksonville, Marion	1
Irmo, Unknown	1
Key West, Palm Beach	1
Kilgore, Dade	1
Jupiter Inlet, Palm Beach	1
Jzx, Unknown	1
Land O Lakes, Unknown	1
Lawton, Okaloosa	1
Levittown, Palm Beach	1
Lima, Manatee	1
Lima, Volusia	1

COVID-19: characteristics of 2,032,387 Florida resident cases

Data through Apr 1, 2021 verified as of Apr 2, 2021 at 09:25 AM

Data in this report are provisional and subject to change.

The table below includes the cities and counties of residence for cases in Florida residents based on the patient's ZIP Code. Note that city is not always received as part of the initial notification and may be missing while the case is being investigated.

City and county	Cases
Maccleddy, Dixie	1
Madison, Jefferson	1
Maitland, Collier	1
Florida City, Unknown	1
Fort Lauderdale, Collier	1
Fort Myers, Alachua	1
Gainesville, Levy	1
Glen Cove, Unknown	1
Glen Saint Mary, Duval	1
Golden Oak, Hillsborough	1
Golf, Palm Beach	1
Greensboro, Leon	1
Immokalee, Walton	1
Ocala, Duval	1
Okeechobi, Unknown	1
North Brunswick, St. Lucie	1
North Grafton, Dade	1
North Lauderdale, Unknown	1
North Porte, Unknown	1
Notrealville, Polk	1
Monument, Broward	1
Mokena, Lee	1
Miami Dade, Unknown	1
Nashville, Palm Beach	1
Myrtle Beach, Broward	1
Morrisville, Palm Beach	1
Pooler, Broward	1
Port St. Lucie, Unknown	1
Punta Gorda, Sarasota	1
Putnam, Putnam	1
Ridgewood, Lee	1
Roayl Palm Beach, Palm Beach	1
Roseville, Broward	1
Rye, Palm Beach	1
Saint Petersburg, Bay	1
Orlando, Walton	1
Oviedo, Lake	1
Orlando, St. Johns	1
Orem, Dade	1
Orlando, Citrus	1
Orlando, Collier	1
Orlando, Hernando	1
Plantation, Leon	1
Pensacola, Dade	1
Panomo City, Bay	1
Parrish, Sarasota	1
Syracuse, Unknown	1
Tinley Park, Manatee	1
Twentynine Palms, Broward	1
Vernon, Walton	1
Venezuela, Unknown	1
Waukesha, Volusia	1
Surprise, Unknown	1
St Cloud, Orange	1
St Helena Is, Dade	1
South Miami, Broward	1
San Marcos, Unknown	1
West Miami, Unknown	1
Whippany, Volusia	1

COVID-19: characteristics of 2,032,387 Florida resident cases

Data through Apr 1, 2021 verified as of Apr 2, 2021 at 09:25 AM

Data in this report are provisional and subject to change.

The table below includes the cities and counties of residence for cases in Florida residents based on the patient's ZIP Code. Note that city is not always received as part of the initial notification and may be missing while the case is being investigated.

City and county	Cases
Xifamk, Dade	1
Wilmington, Charlotte	1
Windermere, Alachua	1
Winfield, Hillsborough	1
Winter Garden, Unknown	1
Winter Park, Brevard	1
Winter Park, Unknown	1
Litchfield Park, Monroe	1
Littleton, St. Johns	1
Lake Worth, Unknown	1
Lake In The Hills, Broward	1
Jupiter, Pinellas	1
Kansas City, Palm Beach	1
Kathleen, Pasco	1
Indianapolis, Lee	1
Gwynn Oak, Polk	1
Mattoon, Lee	1
Milford, Bay	1
Milford, Unknown	1
Los Angeles, Orange	1
Maitland, Palm Beach	1
Marianna, Leon	1
Marianna, Washington	1
Mary Esther, Hillsborough	1
Newaygo, Charlotte	1
North Port, Charlotte	1
New Canaan, Dade	1
Na, Dade	1
Melbourne, Volusia	1
Missing, Franklin	1
Denton, Broward	1
Destin, Bay	1
Clearwater, Hillsborough	1
Coal City, Pasco	1
Crescent City, Marion	1
Crestview, Unknown	1
Commerce Township, Manatee	1
Coral Gables , Dade	1
Crawfordville, Alachua	1
Fort Lauderdale, Lee	1
Eureka, Flagler	1
Evansville, Citrus	1
Fort Worth, Broward	1
Franklin, Orange	1
Frostproof, Highlands	1
Gainesville, Palm Beach	1
Gainesville, Santa Rosa	1
Brewster, Palm Beach	1
Brownsville, Escambia	1
Bonnie, St. Johns	1
Belleair Bluffs, Unknown	1
Celebration, Orange	1
Chicago, Broward	1
Choctaw Beach, Unknown	1
Austin, Dade	1
Apo, Collier	1
Big Torch Key, Monroe	1
Black, Holmes	1
Boca Raton, Lee	1

COVID-19: characteristics of 2,032,387 Florida resident cases

Data through Apr 1, 2021 verified as of Apr 2, 2021 at 09:25 AM

Data in this report are provisional and subject to change.

The table below includes the cities and counties of residence for cases in Florida residents based on the patient's ZIP Code. Note that city is not always received as part of the initial notification and may be missing while the case is being investigated.

City and county	Cases
Bonifay, Unknown	1
8852 Teacher Ln, Pasco	1
Addison, Pasco	1
Apopka, Citrus	1
Apopka, Hillsborough	1
Arabi, Orange	1
Unknown, Duval	1
Upland, Manatee	1
Valrico, Polk	1
Tampa, Duval	1
Tavares, Unknown	1
Temple, Palm Beach	1
Surfside Beach, Orange	1
Sun City Center, Lee	1
Saint Charles, Orange	1
Saint Petersburg, Duval	1
Saint Petersburg, Manatee	1
Scottsdale, Brevard	1
Scottsdale, Palm Beach	1
St Peterburg, Orange	1
Stiamk, Dade	1
Summerdale, Escambia	1
Port Saint Lucie, Marion	1
Port St Luce, Unknown	1
Roswell, Bay	1
Ruskin, Dade	1
Ruskin, Manatee	1
Plymouth, Pasco	1
Pensacola Naval Hospital, Escambia	1
Okeechobee, Unknown	1
Oviedo, Orange	1
Pace, Escambia	1
Painted Post, Pasco	1
Palatka, Marion	1
Winnetka, Dade	1
Winter Garden, Osceola	1
Winter Haven, Osceola	1
Winter Park, Duval	1
Winter Park, Palm Beach	1
Winter Springs, Polk	1
Youngstown, Washington	1
Wabasha, Clay	1
West Hollywood, Broward	1
Wakefield, Broward	1
Waverly, Duval	1
Weston, Unknown	1
Wildwood, Lee	1
Willington, Lee	1
Palm Coast, Duval	1
Orlando, Union	1
Ovido, Seminole	1
Oxford, Palm Beach	1
Opalocka, Dade	1
Oakland, Leon	1
Ocala, Alachua	1
Okeechobee, St. Lucie	1
Miami, Collier	1
Miami, St. Lucie	1
Marshall, Palm Beach	1

COVID-19: characteristics of 2,032,387 Florida resident cases

Data through Apr 1, 2021 verified as of Apr 2, 2021 at 09:25 AM

Data in this report are provisional and subject to change.

The table below includes the cities and counties of residence for cases in Florida residents based on the patient's ZIP Code. Note that city is not always received as part of the initial notification and may be missing while the case is being investigated.

City and county	Cases
New Richmond, Volusia	1
North Canton, Palm Beach	1
Rio Dell, Volusia	1
Rochelle, Volusia	1
Saint Cloud, Lee	1
Saint Johns, Orange	1
San Antonio, Sarasota	1
San Antonio, Unknown	1
Sanford, Volusia	1
Panama City, Walton	1
Perry, Leon	1
Perth Amboy, Monroe	1
Port Orange, Unknown	1
Port Saint Lucie, Orange	1
Princeton, Alachua	1
Provincetown, Collier	1
Tampa, Volusia	1
Spring Park, Alachua	1
Steinhatchee, Madison	1
South Burlington, Orange	1
Shannon, Collier	1
Soddy Daisy, Broward	1
Soldotna, Broward	1
Winter Park, Osceola	1
Wood River, Polk	1
Worcester, Palm Beach	1
Wheaton, Lee	1
Winter Park, Alachua	1
Wilmington, Broward	1
Wesley Chapel, Alachua	1
Virginia Beach, Hernando	1
Waco, Broward	1
Washington, Broward	1
Tangerine, Seminole	1
Tewksbury, Orange	1
Umatilla, Alachua	1
University Of Central Florida, Monroe	1
Toms River, Dade	1
Floral, Escambia	1
Grassy Key, Monroe	1
Gainesville, Baker	1
Gilmer, Dade	1
Jacksonville, Manatee	1
Haverford, Hillsborough	1
Herrin, Orange	1
Jamaica, Broward	1
Jersey City, Polk	1
Jupiter, Unknown	1
Kingsland, Duval	1
Kissimmee, Brevard	1
Miamf, Dade	1
Miami G, Dade	1
Marianna, Calhoun	1
Los Angeles, Palm Beach	1
Lyndhurst, Broward	1
Magnolia Square, Osceola	1
Maitland, Alachua	1
Lake In The Hills, Columbia	1
Lake Placid, Alachua	1

COVID-19: characteristics of 2,032,387 Florida resident cases

Data through Apr 1, 2021 verified as of Apr 2, 2021 at 09:25 AM

Data in this report are provisional and subject to change.

The table below includes the cities and counties of residence for cases in Florida residents based on the patient's ZIP Code. Note that city is not always received as part of the initial notification and may be missing while the case is being investigated.

City and county	Cases
Lake Worth Beach, Broward	1
Lemoyne, Manatee	1
Lawrence Township, Palm Beach	1
Lander, Citrus	1
Las Vegas, Orange	1
Bryant, Alachua	1
Bronx, Broward	1
Buffalo, Palm Beach	1
Carol Stream, Orange	1
Castleberry, Escambia	1
Charlotte, Pasco	1
Apo, Pasco	1
Apopka, Flagler	1
99, Unknown	1
Alanson, Bay	1
Aollywoss, Dade	1
Boca Raton, Unknown	1
Bohealia, Lee	1
Blowing Rock, Polk	1
Belleair, Hillsborough	1
Dorchester, Orange	1
Deland, Polk	1
Dallas, Lee	1
De Leon Springs, Putnam	1
Dearborn, Lee	1
Estero, Collier	1
Fanning Springs, Levy	1
Fargo, Unknown	1
Felton, Manatee	1
Clear Brook, Lee	1
Crestview, Holmes	1
Cumberland, Palm Beach	1
Dade City, Hillsborough	1
College Station, Lake	1
Columbus, Brevard	1
Cookeville, Seminole	1
Saint Cloud, Unknown	1
Saint Johns, Unknown	1
Rye, Duval	1
Rex, Duval	1
Potomac, Palm Beach	1
Port Everglades, Broward	1
Parker, Dade	1
Parker, Leon	1
Palm Coast, Polk	1
Peoria, Unknown	1
Plantation, Orange	1
Pompano Beach, Martin	1
Orlando, Columbia	1
Orlando, Indian River	1
Orlando, Sarasota	1
Ormond Beach, Unknown	1
Oviedo, Brevard	1
Pacifica, Dade	1
Navarre, Dade	1
North Pole, Seminole	1
North Port, Lee	1
Old Town, Alachua	1
Omaha, Palm Beach	1

COVID-19: characteristics of 2,032,387 Florida resident cases

Data through Apr 1, 2021 verified as of Apr 2, 2021 at 09:25 AM

Data in this report are provisional and subject to change.

The table below includes the cities and counties of residence for cases in Florida residents based on the patient's ZIP Code. Note that city is not always received as part of the initial notification and may be missing while the case is being investigated.

City and county	Cases
Ona, Manatee	1
Oooooo, Unknown	1
Opa Locka, Broward	1
Orange Park , Duval	1
Ocoee, Osceola	1
Okeechobee, Broward	1
Orem, Broward	1
New Orleans, Palm Beach	1
Newark, Broward	1
Newburgh, Bay	1
Zolfo Springs, Polk	1
Yukon, Broward	1
Winter Park, Broward	1
Westbrook, Dade	1
Wichita, Volusia	1
Washington, Unknown	1
Venice, Unknown	1
Vernon, Unknown	1
Winder Garden, Orange	1
Windermere, Leon	1
Windermere, Osceola	1
Windermere, Seminole	1
Winter Garden, Broward	1
Wells, Polk	1
Winter Garden, Pinellas	1
Tulsa, Orange	1
Tiffin, Highlands	1
Sun City Center, Hardee	1
Tallahassee, Duval	1
Tallahassee, Unknown	1
Tampa, Palm Beach	1
Tavares, Marion	1
Temple Terrace, Pasco	1
Saint Petersburg, St. Lucie	1
Sandford, Seminole	1
Sarasota, Flagler	1
Saxis, Lee	1
Schenectady, Polk	1
Sebring, Lee	1
Shelton, Manatee	1
Sodus, Charlotte	1
Spring Hill , Hernando	1
Spring Hill, Dade	1
Starke, Clay	1
Stone Mountain, Palm Beach	1
Macdill Air Force Base, Hillsborough	1
Largo, Unknown	1
Littleton, Dade	1
Los Angeles Ca, Unknown	1
Los Angeles, Hardee	1
Miami Beach, Broward	1
Middlesburg, Duval	1
Miami Lakes, Unknown	1
Miami, Hillsborough	1
Miami, Manatee	1
Margate, Dade	1
Marshall, Dade	1
Mary Esther, Unknown	1
Medford, Palm Beach	1

COVID-19: characteristics of 2,032,387 Florida resident cases

Data through Apr 1, 2021 verified as of Apr 2, 2021 at 09:25 AM

Data in this report are provisional and subject to change.

The table below includes the cities and counties of residence for cases in Florida residents based on the patient's ZIP Code. Note that city is not always received as part of the initial notification and may be missing while the case is being investigated.

City and county	Cases
Harrison, Pinellas	1
Holly Ridge, Orange	1
Homeless, Polk	1
Homosassa, Hernando	1
Leesburg, Marion	1
Lehigh Acres, Dade	1
Lewisburg, Pasco	1
Lake City, Hamilton	1
La Grange, Dade	1
Jerusalem, St. Johns	1
Davenport, Orange	1
East Hampton, Palm Beach	1
Cypress, Leon	1
Deland, St. Lucie	1
Deltona, Orange	1
Fort Myers-, Lee	1
Fort Pierce, Unknown	1
Gainesville, Duval	1
Granada Hills, Broward	1
Guilford, Dade	1
Hailandale, Unknown	1
Foley, Escambia	1
Fort Myers, Manatee	1
Columbus, Dade	1
Conway, Leon	1
Coventry, Broward	1
Clermont, Volusia	1
Clewiston, Glades	1
Cartersville, Unknown	1
Bridgeport, Dade	1
Bronx, Palm Beach	1
Cambridge, Broward	1
Altoona, Marion	1
Anaheim, Unknown	1
Argyle, Walton	1
Athens, Duval	1
Bogota, Orange	1
Bradenton, Dade	1
Bradenton, Osceola	1
Altamonte, Orange	1
Alva, Collier	1
333, Unknown	1
Allentown, Putnam	1
Apple Creek, Citrus	1
Amelia Village, Nassau	1
Barefoot Beach, Lee	1
Battle Creek, Manatee	1
Avon, Manatee	1
Aventura, Osceola	1
Bryn Mawr, Palm Beach	1
Burkeville, Brevard	1
Camden Wyoming, Duval	1
Celebration, Palm Beach	1
Chattanooga, Dade	1
Bear Grass, Palm Beach	1
Azalea Park, Osceola	1
Boca Raton,, Palm Beach	1
Boston, Dade	1
Brewster, Volusia	1

COVID-19: characteristics of 2,032,387 Florida resident cases

Data through Apr 1, 2021 verified as of Apr 2, 2021 at 09:25 AM

Data in this report are provisional and subject to change.

The table below includes the cities and counties of residence for cases in Florida residents based on the patient's ZIP Code. Note that city is not always received as part of the initial notification and may be missing while the case is being investigated.

City and county	Cases
Colorado Springs, Unknown	1
Conifer, Lee	1
Daniel Island, Bay	1
Clarksboro, Lee	1
Chiple, Holmes	1
El Paso, Unknown	1
Elbow Lake, Palm Beach	1
Eatonville, Seminole	1
Dunellen, Dade	1
Destin, Unknown	1
Diamond, Highlands	1
Doral, Broward	1
FI State Lot, Leon	1
Fairless Hills, Broward	1
Everett, Dade	1
Fort Denaud, Glades	1
Fort Meyers, Lee	1
Fortlauderdale, Unknown	1
Fortwalton Beach, Okaloosa	1
Ft Pierce, Unknown	1
Garland, Orange	1
Hallandale Ben, Unknown	1
Havana, Leon	1
Hickory, Lee	1
Homeless, Dade	1
Homer, Escambia	1
Hilliard, Unknown	1
Jeffersonville, Broward	1
Knoxville, Escambia	1
Lake Mary, Lake	1
Longwood, Orange	1
Lehigh Cares, Lee	1
Live Oak, Columbia	1
Loganville, Orange	1
Lansdale, Lake	1
Lapeer, Manatee	1
Lauderdale Hill, Unknown	1
Missing, Wakulla	1
Monterey, Broward	1
Mumford, Manatee	1
N/A, Duval	1
Naples, Alachua	1
Ocean City, Broward	1
North Miami, Broward	1
Middleburg, Duval	1
Midland, Osceola	1
Missing, Hamilton	1
Miami, Charlotte	1
Miamii, Dade	1
Miami Garden, Unknown	1
Republic, Monroe	1
Richmond, Palm Beach	1
Ridgewood, Broward	1
Riverview, Manatee	1
Rochester, Broward	1
Roseland, Palm Beach	1
Porter Ranch, Dade	1
Raiford, Bradford	1
Ponte Vedra Beach, Orange	1

COVID-19: characteristics of 2,032,387 Florida resident cases

Data through Apr 1, 2021 verified as of Apr 2, 2021 at 09:25 AM

Data in this report are provisional and subject to change.

The table below includes the cities and counties of residence for cases in Florida residents based on the patient's ZIP Code. Note that city is not always received as part of the initial notification and may be missing while the case is being investigated.

City and county	Cases
Port Orange , Volusia	1
Port Saint Lucie, Indian River	1
Palm City, Unknown	1
Plant City, Unknown	1
Pompano Beach, Alachua	1
Old Town, Gilchrist	1
Oviedo, Leon	1
Opa Locka, Polk	1
Orem, Sarasota	1
Orem, Unknown	1
Wilbur By The Sea, Volusia	1
Willowbrook, Lee	1
Wilmington, Pasco	1
Westerville, Hillsborough	1
Wilton Manors, Dade	1
Winston Salem, Unknown	1
Winter Garden, Hillsborough	1
Woodland Hills, Brevard	1
Youngstown, Calhoun	1
Yulee, Duval	1
San Antonio, Dade	1
San Diego, Unknown	1
Sandyport, Dade	1
Sanford, Palm Beach	1
Russellville, Hillsborough	1
Saint Augustine, Okaloosa	1
Steinhatchee, Alachua	1
Tampa, Escambia	1
Tampa, Manatee	1
Tangerine, Lake	1
University Of Central Florida, Hillsborough	1
University Of Central Fl, Pasco	1
Village Of Palm Springs, Palm Beach	1
Virginia Beach, Alachua	1
Webster, Pasco	1
Wekiva Springs, Orange	1
Union City, Bradford	1
Sebastian, Lake	1
Sumter Ville, Unknown	1
Tallahassee, Escambia	1
Springhill, Unknown	1
Tampa, Dade	1
Tampa, Lee	1
South Otselic, Dade	1
Southampton, Palm Beach	1
Stockbridge, Leon	1
Sullivans Island, Dade	1
Pound Ridge, Leon	1
Richmond Heights, Dade	1
Ridge Manor, Hernando	1
Riverview, Pinellas	1
Rochester, Lee	1
Rosemary Beach, Bay	1
Saint Cloud, Orange	1
Sevierville, Dade	1
Saint Petersburg, Dade	1
San Juan, Osceola	1
San Pedro Sula, Dade	1
Sandy, Duval	1

COVID-19: characteristics of 2,032,387 Florida resident cases

Data through Apr 1, 2021 verified as of Apr 2, 2021 at 09:25 AM

Data in this report are provisional and subject to change.

The table below includes the cities and counties of residence for cases in Florida residents based on the patient's ZIP Code. Note that city is not always received as part of the initial notification and may be missing while the case is being investigated.

City and county	Cases
Opa Locka, Unknown	1
Orem, Nassau	1
Orlando, Highlands	1
Northville, Broward	1
Ocala, Indian River	1
Ocoee, Broward	1
Olando, Orange	1
Ocoee, Polk	1
Ponce, Orange	1
Port Charlotte Fl, Unknown	1
Plant City, Hendry	1
Plant City, Pinellas	1
Plantation, Unknown	1
Windermere, Polk	1
Winter Park, Lake	1
Wayne, Dade	1
Tinley Park, Lee	1
University Of Central Fl, Dade	1
Telluride, Lee	1
West Simsbury, Collier	1
Export, Palm Beach	1
Fdsf, Unknown	1
Felda, Palm Beach	1
Flagler Beach, Volusia	1
Flora, Lee	1
Downers Grove, St. Lucie	1
Delrey Beach, Palm Beach	1
Fort Myers, Lake	1
Fresno, Pasco	1
Fruitland Park, Sumter	1
Fwb, Unknown	1
Gainesville, Marion	1
Gastonia, Polk	1
Clearwater, Highlands	1
Clermont, Unknown	1
Columbia, Orange	1
Coral Gables, Unknown	1
Coral Springs, Unknown	1
Cornelius, Leon	1
Crestview, Dade	1
Dade City, Polk	1
Dania, Unknown	1
Darien, Pasco	1
Arcadia, Charlotte	1
Aspen, Palm Beach	1
Atlanta, Broward	1
Aurburndale, Polk	1
Aventura, Unknown	1
Azalea Park, Sarasota	1
Bartow, Unknown	1
Biscayne Park, Broward	1
Boca Rotan, Unknown	1
Alpharetta, Alachua	1
Apalachicola, Leon	1
Brooksville, Columbia	1
Bryn Mawr, Collier	1
Canfield, Duval	1
Naugatuck, Lee	1
New Vernon, Sarasota	1

COVID-19: characteristics of 2,032,387 Florida resident cases

Data through Apr 1, 2021 verified as of Apr 2, 2021 at 09:25 AM

Data in this report are provisional and subject to change.

The table below includes the cities and counties of residence for cases in Florida residents based on the patient's ZIP Code. Note that city is not always received as part of the initial notification and may be missing while the case is being investigated.

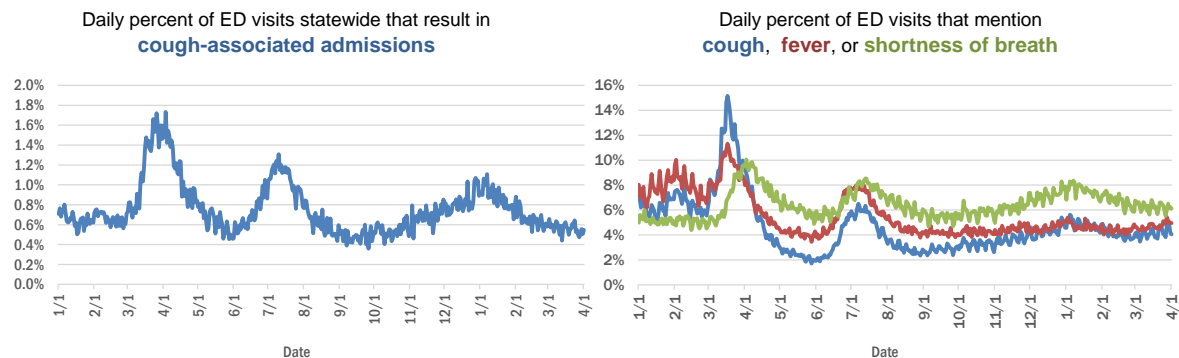
City and county	Cases
New York, Broward	1
Newport Beach, Palm Beach	1
North Adams, Manatee	1
North Little Rock, Palm Beach	1
Myakka, Duval	1
Maitland, Unknown	1
Matlacha Island, Lee	1
Melbourne, Orange	1
Miami Beach, Palm Beach	1
Miami Granders, Dade	1
Missing, Baker	1
Middleburg, Unknown	1
Milford, Palm Beach	1
Milford, Polk	1
Minneapolis, Broward	1
Johns Island, Wakulla	1
Killarney, Orange	1
Knoxville, Duval	1
Havanna, Gadsden	1
Jacksonville, Palm Beach	1
Hilliard, Dade	1
Hollywood, Leon	1
Holt, Unknown	1
Homestead, Monroe	1
Humble, Broward	1
Green, Clay	1
Greensburg, Orange	1
Greenville, Monroe	1
Gulf Shores, Escambia	1
Los Angeles, Polk	1
Lakeland, Pasco	1
Lakewood, Unknown	1
Lake City, Volusia	1
Total	2,032,387

COVID-19: additional surveillance information

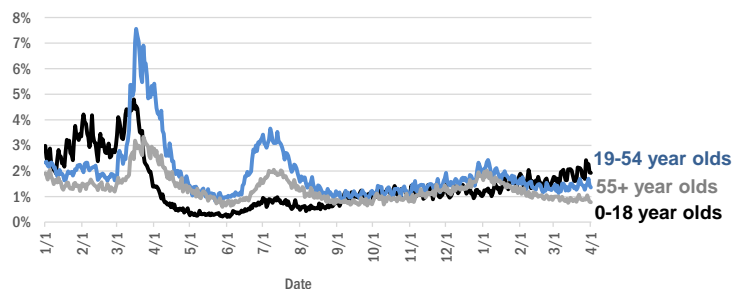
Data through Apr 1, 2021 verified as of Apr 2, 2021 at 09:25 AM

Data in this report are provisional and subject to change.

Statewide emergency department (ED) chief complaint and admission data



Daily percent of ED visits statewide that mention cough by age group



The Electronic Surveillance System for the Early Notification of Community-Based Epidemics (ESSENCE-FL) includes chief complaint data from 211 of 211 Florida EDs. Data are transmitted electronically to ESSENCE-FL daily or hourly.

COVID-19: testing by laboratory

Data through Apr 1, 2021 verified as of Apr 2, 2021 at 09:25 AM

Data in this report are provisional and subject to change.

The numbers in the table below represent the number of Florida and non-Florida residents for whom test results were received by the Department of Health. A person can be tested by more than one laboratory and can have both positive and negative results. **Therefore, the sum of the numbers in each column will be larger than the total number of people tested.**

Reporting lab	Inconclusive	Negative	Positive	Percent positive	Total
CURATIVE LABS	15,237	1,643,755	252,360	13%	1,911,352
LABORATORY CORPORATION OF AMERICA	2,580	1,640,850	223,092	12%	1,866,522
QUEST DIAGNOSTICS	11,954	1,385,202	203,444	13%	1,600,600
BIO REFERENCE LABORATORIES, INC	7,568	948,775	182,438	16%	1,138,781
HELIX	9,275	676,807	118,047	15%	804,129
REALTOX LABS LLC	6,634	606,290	99,607	14%	712,531
NOMI_HEALTH	3,086	488,212	67,226	12%	558,524
RCA LABORATORY SERVICES, LLC/GENETWORX		436,734	47,797	10%	484,531
GENETWORX	661	390,597	32,980	8%	424,238
CDR MAGUIRE - HEALTH CARE CENTER		338,623	51,559	13%	390,182
PALM BEACH BALLPARK		277,894	29,069	9%	306,963
PWNHEALTH	1,773	245,266	32,785	12%	279,824
IMPACT HEALTH BIOMETRIC TESTING, INC	1,043	225,476	26,914	11%	253,433
EAST FLORIDA STATE COLLEGE - BREVARD		212,886	26,986	11%	239,872
BPHL-JACKSONVILLE	18	192,324	33,100	15%	225,442
ADVENTHEALTH LAB	99	172,215	22,048	11%	194,362
NOMI HEALTH LAB SERVICES		172,675	19,945	10%	192,620
FULGENT DIAGNOSTICS LABORATORY	3,637	165,083	18,695	10%	187,415
BPHL-MIAMI	225	151,438	25,365	14%	177,028
MAKO GENOMICS	7,954	142,740	26,183	15%	176,877
CB SMITH PARK		150,114	18,792	11%	168,906
MAYO CLINIC LABORATORIES	338	141,086	17,598	11%	159,022
ELABNETWORK	1,059	138,747	11,877	8%	151,683
BAYCARE LABORATORIES LLC	617	138,341	11,859	8%	150,817
MEMORIAL REGIONAL HOSPITAL SOUTH	29	119,064	24,123	17%	143,216
ORLANDO HEALTH SYSTEM	684	123,198	12,543	9%	136,425
ASCENSION SACRED HEART HOSPITAL - PENSACOLA	2	117,262	18,000	13%	135,264
AEGIS SCIENCES CORPORATION	1,107	111,588	18,287	14%	130,982
NORTHWEST LABORATORY	247	121,094	6,477	5%	127,818
BIOCOLLECTIONS WORLDWIDE, INC	739	112,831	13,630	11%	127,200
ADVENT HEALTH LAB	112	101,258	13,955	12%	115,325
AKESOGEN		96,124	18,557	16%	114,681
MEDICAL DIAGNOSTIC LABORATORIES	976	98,598	14,220	12%	113,794
TESTING MATTERS INC	870	95,745	17,115	15%	113,730
BPHL-TAMPA (SPECTRUM BLVD)	45	92,073	16,948	16%	109,066
UF HEALTH MEDICAL LAB	33	99,286	9,394	9%	108,713
TAMPA GENERAL HOSPITAL	4	95,453	9,114	9%	104,571
DIATHERIX LABORATORIES (VRL EUROFINs)	1	86,222	12,766	13%	98,989
KORVALABS, INC	1,285	91,634	4,710	5%	97,629
BAPTIST HEALTH SOUTH FLORIDA	371	81,637	12,350	13%	94,358
SUNPATH MEDICAL DIAGNOSTICS LABORATORY	832	78,828	12,151	13%	91,811
ASCENSION ST VINCENT'S - RIVERSIDE	1	73,544	10,236	12%	83,781
SOUTH MIAMI HOSPITAL LAB	449	67,850	9,629	12%	77,928
LAKELAND REGIONAL MEDICAL CENTER	129	68,677	8,911	11%	77,717
JACKSON MEMORIAL HOSPITAL CLINICAL LAB	79	65,551	11,718	15%	77,348
UF HEALTH SHANDS HOSPITAL	503	63,447	4,585	7%	68,535

COVID-19: testing by laboratory

Data through Apr 1, 2021 verified as of Apr 2, 2021 at 09:25 AM

Data in this report are provisional and subject to change.

The numbers in the table below represent the number of Florida and non-Florida residents for whom test results were received by the Department of Health. A person can be tested by more than one laboratory and can have both positive and negative results. **Therefore, the sum of the numbers in each column will be larger than the total number of people tested.**

Reporting lab	Inconclusive	Negative	Positive	Percent positive	Total
INGENIOUS PERSONALIZED MEDICINE	217	56,328	11,428	17%	67,973
AMERICAN HEALTH ASSOCIATES	9	61,830	5,234	8%	67,073
AIT LABORATORIES		53,845	6,588	11%	60,433
APPLIED INGENUITY DIAGNOSTICS LLC		56,794	2,664	4%	59,458
BAPTIST HEALTH - JACKSONVILLE	4	51,195	4,036	7%	55,235
MINUTECLINIC LLC		47,158	8,035	15%	55,193
GENESIS REFERENCE LABORATORIES		48,458	5,241	10%	53,699
ARUP LABORATORIES	16	50,093	2,926	6%	53,035
TALLAHASSEE MEMORIAL HOSPITAL	240	45,321	5,542	11%	51,103
ADVENTIST HEALTH SYSTEMS SUNBELT INC DBA		44,193	5,443	11%	49,636
SARASOTA MEMORIAL HOSPITAL MAIN LAB	12	45,477	3,878	8%	49,367
BROWARD GENERAL MEDICAL CENTER-CLINICAL LAB	2	43,023	4,680	10%	47,705
NICKLAUS CHILDREN'S HOSPITAL	71	41,150	5,373	12%	46,594
VIRACOR EUROFINS		35,851	9,843	22%	45,694
FLORIDA HOSPITAL - TAMPA	37	42,191	3,413	7%	45,641
MILLENNIUM PHYSICIAN GROUP	17	35,923	6,981	16%	42,921
DWIC OF TAMPA BAY INC		37,811	4,859	11%	42,670
UNIVERSITY OF MIAMI HOSPITAL	143	37,388	3,791	9%	41,322
LEE HEALTH - CAPE CORAL HOSPITAL	3	35,415	5,731	14%	41,149
MEDFAST URGENT CARE CENTERS, LLC	20	35,190	5,287	13%	40,497
UF HEALTH JACKSONVILLE	54	35,541	4,083	10%	39,678
ECCO LAB GROUP CO	532	33,199	4,681	12%	38,412
ORANGE COUNTY CONVENTION CENTER		33,330	3,710	10%	37,040
MIAMI DADE COUNTY		32,091	3,527	10%	35,618
WALGREENS	36	29,800	5,507	16%	35,343
INTEGRATED REGIONAL LABORATORIES LLP	10	30,609	4,343	12%	34,962
MOUNT SINAI MEDICAL CENTER	11	30,957	3,303	10%	34,271
NORTH FLORIDA REGIONAL MEDICAL CENTER		30,716	3,530	10%	34,246
ST JOSEPHS HOSPITAL LABORATORY	23	29,355	3,707	11%	33,085
BRANDON REGIONAL HOSPITAL		29,293	3,784	11%	33,077
JUPITER MEDICAL CENTER LAB	84	29,058	2,824	9%	31,966
STS LAB 2 LLC	6	30,129	1,604	5%	31,739
GENESIS MEDICAL LABORATORY	428	26,129	4,687	15%	31,244
AMELIA EARHART		26,793	4,166	13%	30,959
NIGHT LITE PEDIATRIC CENTER LLC		27,855	2,968	10%	30,823
JFK MEDICAL CENTER LAB	1	26,527	3,389	11%	29,917
PALMETTO GENERAL HOSPITAL LAB	3	24,550	4,820	16%	29,373
HOLY CROSS HOSPITAL CLINICAL LAB	1	26,303	2,486	9%	28,790
WATSON CLINIC LLP		23,374	5,380	19%	28,754
AVENTUS BIO LABS	16	23,550	3,335	12%	26,901
MALABAR MEDICAL WALK IN CLINIC	1	22,264	4,388	16%	26,653
HEALTHLINK DIAGNOSTIC LABORATORIES	296	23,737	2,409	9%	26,442
INFINITY BIOLOGIX LLC (GINKO BIOWORKS)	105	24,735	1,152	4%	25,992
ACCESS DX LABORATORY	225	22,802	2,107	8%	25,134

COVID-19: testing by laboratory

Data through Apr 1, 2021 verified as of Apr 2, 2021 at 09:25 AM

Data in this report are provisional and subject to change.

The numbers in the table below represent the number of Florida and non-Florida residents for whom test results were received by the Department of Health. A person can be tested by more than one laboratory and can have both positive and negative results. **Therefore, the sum of the numbers in each column will be larger than the total number of people tested.**

Reporting lab	Inconclusive	Negative	Positive	Percent positive	Total
MORTON PLANT HOSPITAL-ADLER INSTITUTE	26	21,550	2,604	11%	24,180
CLEVELAND CLINIC HOSPITAL LAB	4	21,030	2,432	10%	23,466
PANCARE OF FLORIDA INC		20,813	2,515	11%	23,328
CLEVELAND CLINIC TRADITION HOSPITAL		21,634	1,644	7%	23,278
LAB DIAGNOSTICS LLC	394	17,519	5,348	23%	23,261
DRS CLACK SPENCER WHITE & MCCORMACK PA D/B/A		20,881	2,068	9%	22,949
SAINT MARY'S MEDICAL CENTER	25	20,416	2,303	10%	22,744
STATLAB_MOBILE	1	20,399	2,059	9%	22,459
UNITED CLINICAL LABORATORY LLC	3	19,752	2,582	12%	22,337
NAPLES COMMUNITY HOSPITAL	72	19,756	2,045	9%	21,873
PATIENTS FIRST LAKE ELLA MEDICAL CENTER PA		17,929	3,282	15%	21,211
BAYFRONT HEALTH - ST PETERSBURG	17	18,565	2,524	12%	21,106
ADVENT HEALTH - DAYTONA BEACH	32	18,890	1,716	8%	20,638
EXACT SCIENCES LABORATORIES		18,177	2,307	11%	20,484
MIAMI BEACH CONVENTION CENTER		18,826	1,328	7%	20,154
OSCEOLA REGIONAL MEDICAL CENTER	1	17,221	2,389	12%	19,611
LEESBURG REGIONAL MEDICAL CENTER		16,978	2,329	12%	19,307
HOMESTEAD HOSPITAL CLINICAL LABORATORY	27	15,723	3,329	17%	19,079
CLARITY LAB SOLUTIONS	101	16,732	1,982	11%	18,815
MEMORIAL HOSPITAL JACKSONVILLE	8	15,699	2,784	15%	18,491
NORTHWEST MEDICAL CENTER	1	16,044	2,217	12%	18,262
ORANGE PARK MEDICAL CENTER	9	14,924	2,712	15%	17,645
INDIAN RIVER PATHOLOGY LLC		16,192	1,283	7%	17,475
HEALTH CENTER AT SINAI RESIDENCES		16,930	506	3%	17,436
BETHESDA HOSPITAL EAST		15,676	1,558	9%	17,234
BIOCERNA LABS	461	14,582	2,112	12%	17,155
OAK HILL HOSPITAL		15,217	1,874	11%	17,091
DELRAY MEDICAL CENTER LAB	3	15,331	1,711	10%	17,045
VISTA CLINICAL DIAGNOSTICS	489	14,696	1,859	11%	17,044
ACCESS MEDICAL LABORATORIES	4	8,670	8,164	48%	16,838
LAWNWOOD REGIONAL MEDICAL CENTER	1	14,450	2,283	14%	16,734
MEMORIAL REGIONAL HOSPITAL CLINICAL LABORATORY	10	15,442	1,031	6%	16,483
WEST KENDALL BAPTIST HOSPITAL	14	13,354	3,049	19%	16,417
WELLINGTON REGIONAL MED CTR LAB	6	14,468	1,798	11%	16,272
FULGENT DIAGNOSTICS	171	14,943	990	6%	16,104
THE HEALTHCARE DISTRICT OF PALM BEACH COUNTY	51	14,021	1,995	12%	16,067
BAPTIST HEALTH - SOUTH		14,833	1,232	8%	16,065
ADVENTHEALTH CENTRA CARE LAKE BUENA VISTA		13,989	1,841	12%	15,830
LARGO MEDICAL CENTER		14,061	1,687	11%	15,748
WINTER HAVEN HOSPITAL CLINICAL LABORATORY	4	13,322	2,360	15%	15,686
BAPTIST HEALTHCARE - BAPTIST HOSPITAL	5	12,180	3,222	21%	15,407
MOLECULAR INFECTIOUS DISEASES	555	14,175	603	4%	15,333
UHEALTH CORAL GABLES/LENNAR MED CTR	44	14,187	1,009	7%	15,240
SYNERGY DIAGNOSTIC LABORATORY	98	13,336	1,769	12%	15,203

COVID-19: testing by laboratory

Data through Apr 1, 2021 verified as of Apr 2, 2021 at 09:25 AM

Data in this report are provisional and subject to change.

The numbers in the table below represent the number of Florida and non-Florida residents for whom test results were received by the Department of Health. A person can be tested by more than one laboratory and can have both positive and negative results. **Therefore, the sum of the numbers in each column will be larger than the total number of people tested.**

Reporting lab	Inconclusive	Negative	Positive	Percent positive	Total
LEE HEALTH - LEE MEMORIAL HOSPITAL		11,554	3,649	24%	15,203
NEMOURS CHILDRENS HOSPITAL	1	14,301	863	6%	15,165
MEDRITE MEDICAL CARE, PC	6,839	7,390	707	5%	14,936
MEDICAL CENTER OF TRINITY CLINICAL LABORATORY	2	13,404	1,515	10%	14,921
PRIVA PATH LABS	78	13,879	952	6%	14,909
PALMS WEST HOSPITAL LAB	2	12,870	1,996	13%	14,868
WEST FLORIDA HOSPITAL LAB	1	11,792	3,057	21%	14,850
LABS ASAP LLC		13,277	1,381	9%	14,658
NONA SCIENTIFIC	5	11,509	3,142	21%	14,656
CARDIOPATH	84	12,681	1,867	13%	14,632
INDIAN RIVER MEDICAL CENTER LAB		13,669	852	6%	14,521
WESTSIDE REGIONAL MED CTR	2	12,253	2,098	15%	14,353
GOOD SAMARITAN MEDICAL CENTER LAB	2	12,483	1,814	13%	14,299
MERCY HOSPITAL A CAMPUS OF PLANTATION GEN HOSP LAB	1	12,082	2,169	15%	14,252
NATIONWIDE LABORATORY SERVICES INC	473	11,858	1,614	12%	13,945
REGIONAL MEDICAL CENTER BAYONET POINT	2	12,820	1,088	8%	13,910
THE VILLAGES REGIONAL HOSPITAL		12,397	1,384	10%	13,781
GULF COAST MEDICAL CENTER MICROLAB		10,756	2,859	21%	13,615
AVENTURA HOSPITAL LAB		10,702	2,462	19%	13,164
CORAL GABLES HOSPITAL CLINICAL LABORATORY		11,143	1,979	15%	13,122
ST ANTHONY'S HOSPITAL LAB	30	11,281	1,581	12%	12,892
CAPITAL REGIONAL MEDICAL CTR		10,474	2,403	19%	12,877
BAPTIST HEALTH SOUTH FLORIDA - WEST KENDALL URGENT CARE		10,732	2,095	16%	12,827
BLAKE MEDICAL CENTER		11,257	1,527	12%	12,784
HALIFAX MEDICAL CENTER LAB	38	10,864	1,855	15%	12,757
WEST BOCA MEDICAL CENTER LAB		11,792	946	7%	12,738
PRECISION HEALTH RESOURCES LLC		11,763	783	6%	12,546
MANATEE MEMORIAL HOSPITAL		11,466	1,060	8%	12,526
LEE HEALTH - HEALTH PARK MEDICAL CENTER		10,511	1,952	16%	12,463
PALM BEACH GARDENS MEDICAL CTR LAB		11,098	1,198	10%	12,296
GENOVA DIAGNOSTICS LABORATORY	67	11,110	1,089	9%	12,266
FLORIDA LABORATORY ANALYSIS		10,688	1,506	12%	12,194
ST JOSEPHS HOSPITAL	18	10,426	1,720	14%	12,164
LAKE CITY HM		11,147	988	8%	12,135
BINAXNOW	9	9,179	2,873	24%	12,061
PATHNOSTICS	41	9,549	2,415	20%	12,005
PWN HEALTH	17	9,886	2,075	17%	11,978
FLORIDA HOSPITAL WATERMAN LABORATORY	70	10,997	862	7%	11,929
LARKIN COMMUNITY HOSPITAL	10	10,202	1,520	13%	11,732
ST MARKS HOSPITAL LABORATORY B	78	10,627	1,002	9%	11,707
FLORIDA HOSPITAL HEARTLAND MED CTR CLINICAL LAB	33	10,203	1,464	13%	11,700
PLANTATION GENERAL HOSPITAL		9,847	1,766	15%	11,613
LAKE CITY MEDICAL CENTER		9,370	2,238	19%	11,608
COAST DIAGNOSTICS LLC	45	10,280	1,244	11%	11,569
PHYSICIANS REGIONAL MEDICAL CENTER - PINE RIDGE RD	1	10,227	1,182	10%	11,410
VIKOR SCIENTIFIC	49	9,376	1,828	16%	11,253

COVID-19: testing by laboratory

Data through Apr 1, 2021 verified as of Apr 2, 2021 at 09:25 AM

Data in this report are provisional and subject to change.

The numbers in the table below represent the number of Florida and non-Florida residents for whom test results were received by the Department of Health. A person can be tested by more than one laboratory and can have both positive and negative results. **Therefore, the sum of the numbers in each column will be larger than the total number of people tested.**

Reporting lab	Inconclusive	Negative	Positive	Percent positive	Total
MEASE COUNTRYSIDE LAB	14	9,966	1,253	11%	11,233
FLORIDA MEDICAL CENTER - A CAMPUS OF NORTH SHORE	2	9,841	1,341	12%	11,184
EXPRESS GENE MOLECULAR DIAGNOSTICS LABORATORY		9,656	1,489	13%	11,145
CernerELR_Advent		9,684	1,376	12%	11,060
ADVENT HEALTH - WESLEY CHAPEL	14	10,000	1,030	9%	11,044
AMERICAN FAMILY CARE	1	6,505	4,481	41%	10,987
CENTRAL FLORIDA REGIONAL HOSPITAL		9,820	1,149	10%	10,969
DOCTORS HOSPITAL	7	9,142	1,738	16%	10,887
ADVENTHEALTH CENTRA CARE WATERFORD LAKES		9,088	1,755	16%	10,843
NORTHSIDE HOSPITAL AND HEART INSTITUTE		9,696	1,069	10%	10,765
LEON MEDICAL CENTERS LLC		8,403	2,169	21%	10,572
SARKIS CLINICAL TRIALS	25	9,222	1,303	12%	10,550
CORAL SPRINGS MED CTR		9,528	1,020	10%	10,548
JOHNS HOPKINS ALL CHILDREN'S HOSPITAL		9,868	676	6%	10,544
NCF DIAGNOSTICS & DNA TECHNOLOGIES LAB	164	9,802	522	5%	10,488
FLORIDA HOSPITAL DELAND	10	9,192	1,261	12%	10,463
LARKIN COMMUNITY HOSPITAL INC DBA CARDIOTROPIC		6,819	3,620	35%	10,439
HEALTHQUEST ESOTERICS		8,705	1,515	15%	10,220
BAPTIST HEALTH SOUTH FLORIDA - COUNTRY WALK URGENT CARE		8,404	1,778	17%	10,182
LABSTAT LLC	14	9,675	459	5%	10,148
WEST PALM HOSPITAL LAB		9,220	767	8%	9,987
ADVENTHEALTH CENTRA CARE ST CLOUD	1	8,600	1,376	14%	9,977
AVECINA MEDICAL	4	6,205	3,668	37%	9,877
SRQ DRIVE THROUGH		8,944	905	9%	9,849
P4 CLINICAL, LLC	204	8,616	963	10%	9,783
AVECINA	20	9,006	704	7%	9,730
SYNERGY LABORATORIES	33	8,502	1,144	12%	9,679
MEDARBOR DIAGNOSTICS	1	8,509	1,145	12%	9,655
PALM BEACH BALL PARK		8,607	1,026	11%	9,633
OCALA REGIONAL MEDICAL CENTER		8,401	1,216	13%	9,617
BOSTON HEART DIAGNOSTICS CORP		8,380	1,203	13%	9,583
BROWARD HEALTH NORTH CLINICAL LABORATORY		8,478	1,064	11%	9,542
NORTH SHORE MEDICAL CENTER		7,832	1,570	17%	9,402
FLORIDA HOSPITAL FLAGLER	29	8,460	876	9%	9,365
H LEE MOFFITT CANCER CENTER LABORATORY	2	9,116	244	3%	9,362
FLORIDA HOSPITAL ZEPHYRHILLS	10	8,196	1,021	11%	9,227
LEE HEALTH - GULF COAST MEDICAL CENTER	2	7,468	1,752	19%	9,222
FLORIDA HOSPITAL OF CARROLLWOOD	23	7,886	1,283	14%	9,192
INFORM DIAGNOSTICS, INC		8,531	507	6%	9,038
CERNERELR_BAYCARE	43	8,320	616	7%	8,979
GENE BY GENE, GENOMICS RESEARCH CENTER LAB	44	8,344	580	6%	8,968
SANTA ROSA MEDICAL CENTER	2	7,479	1,481	17%	8,962
BAPTIST HEALTH - BEACHES		8,128	659	7%	8,787
CLEVELAND CLINIC MARTIN SOUTH HOSPITAL	1	7,710	929	11%	8,640
BAPTIST HEALTH SOUTH FLORIDA - MIAMI LAKES URGENT CARE		6,767	1,837	21%	8,604
ANNE BATES LEACH EYE HOSPITAL/ ABLEH MICROBIOLOGY LABORATORY	9	8,466	121	1%	8,596

COVID-19: testing by laboratory

Data through Apr 1, 2021 verified as of Apr 2, 2021 at 09:25 AM

Data in this report are provisional and subject to change.

The numbers in the table below represent the number of Florida and non-Florida residents for whom test results were received by the Department of Health. A person can be tested by more than one laboratory and can have both positive and negative results. **Therefore, the sum of the numbers in each column will be larger than the total number of people tested.**

Reporting lab	Inconclusive	Negative	Positive	Percent positive	Total
SOUTH BAY HOSPITAL CLINICAL LAB	1	7,654	900	11%	8,555
ADVENTHEALTH CENTRA CARE CLERMONT		7,384	1,165	14%	8,549
ADVENTHEALTH CENTRA CARE UNIVERSITY	1	7,569	968	11%	8,538
BAYCARE COMMUNITY HEALTH		8,330	197	2%	8,527
MEMORIAL HOSPITAL WEST LABORATORY SERVICES	14	7,720	765	9%	8,499
CLEVELAND CLINIC MARTIN NORTH HOSPITAL		7,481	925	11%	8,406
POINCIANA MEDICAL CENTER		6,571	1,766	21%	8,337
AVECINA MEDICAL OAKLEAF	3	6,977	1,330	16%	8,310
ADVENTHEALTH CENTRA CARE WINTER GARDEN	1	7,371	937	11%	8,309
MEMORIAL HOSPITAL MICRO		7,758	550	7%	8,308
ADVENTHEALTH CENTRA CARE WINTER PARK		7,449	852	10%	8,301
NCH DOWNTOWN NAPLES HOSPITAL	15	7,559	686	8%	8,260
FAU		7,650	604	7%	8,254
INDIAN RIVER MEDICAL CENTER		7,237	989	12%	8,226
CERNERELR_BAPTISTMIAMI	31	7,313	862	11%	8,206
WEST MARION COMMUNITY HOSPITAL LAB		6,797	1,329	16%	8,126
ISPM LABS, LLC DBA CAPSTONE DIAGNOSTICS, LLC		7,714	394	5%	8,108
ST LUCIE MEDICAL CENTER		6,559	1,525	19%	8,084
FLORIDA HOSPITAL Ocala		7,100	968	12%	8,068
ADVENTHEALTH CENTRA CARE LAKE LAND	1	6,873	1,042	13%	7,916
LEE DAVIS COMMUNITY RESOURCE CENTER		6,811	1,090	14%	7,901
KD MEDICAL CHOICE LLC	5	7,133	736	9%	7,874
LAKEWOOD RANCH MEDICAL CENTER		7,235	607	8%	7,842
FLORIDA HOSPITAL FISH MEMORIAL	19	6,622	1,160	15%	7,801
MORTON PLANT-MEASE	5	6,952	741	10%	7,698
ADVENTHEALTH CENTRA CARE LEE ROAD		6,868	799	10%	7,667
ATLANTIS URGENT CARE	12	5,961	1,672	22%	7,645
ARCPPOINT LABS OF FORT MYERS	4	6,667	917	12%	7,588
NCH NORTH NAPLES HOSPITAL LAB	15	6,733	830	11%	7,578
NCH NORTH NAPLES HOSPITAL	8	6,800	743	10%	7,551
BAPTIST HEALTH SOUTH FLORIDA - WESTCHESTER URGENT CARE		6,136	1,324	18%	7,460
ADVENTHEALTH CENTRA CARE DR PHILLIPS		6,735	716	10%	7,451
ADVENTHEALTH CENTRA CARE HUNTERS CREEK	3	6,444	976	13%	7,423
HIALEAH HOSPITAL	4	5,682	1,586	22%	7,272
BAYFRONT HEALTH - PORT CHARLOTTE		6,711	554	8%	7,265
ADVENTHEALTH CENTRA CARE SANFORD		6,386	861	12%	7,247
QDX PATHOLOGY SERVICES	2	6,794	408	6%	7,204
BAPTIST HEALTH SOUTH FLORIDA - DORAL URGENT CARE		5,728	1,388	20%	7,116
ADVENTHEALTH CENTRA CARE LAKE MARY	2	6,144	909	13%	7,055
ADVENTHEALTH CENTRA CARE MOUNT DORA		5,923	1,079	15%	7,002
OVIEDO MEDICAL CENTER		6,289	711	10%	7,000
ADVENTHEALTH CENTRA CARE APOPKA	1	5,995	989	14%	6,985
HOLIDAY CVS LLC		6,566	368	5%	6,934
COMMUNITY HEALTH CENTERS OF PINELLAS INC		5,599	1,317	19%	6,916
BAPTIST HEALTH - NASSAU		6,556	358	5%	6,914
AVERO DIAGNOSTICS - IRVING	11	6,419	472	7%	6,902

COVID-19: testing by laboratory

Data through Apr 1, 2021 verified as of Apr 2, 2021 at 09:25 AM

Data in this report are provisional and subject to change.

The numbers in the table below represent the number of Florida and non-Florida residents for whom test results were received by the Department of Health. A person can be tested by more than one laboratory and can have both positive and negative results. **Therefore, the sum of the numbers in each column will be larger than the total number of people tested.**

Reporting lab	Inconclusive	Negative	Positive	Percent positive	Total
ADVENTHEALTH CENTRA CARE KISSIMMEE		6,182	687	10%	6,869
ADVENTIST HEALTH SYSTEMS, SUNBELT INC		5,953	889	13%	6,842
LUMINUS DIAGNOSTICS		6,279	556	8%	6,835
MEDEXPRESS URGENT CARE	2	4,704	2,126	31%	6,832
MEDEXPRESS URGENT CARE OF BOYNTON BEACH LLC		6,278	534	8%	6,812
IMPERIAL POINT MEDICAL CENTER		6,169	582	9%	6,751
UNKNOWN	4	3,488	3,208	48%	6,700
PARAMOUNT URGENT CARE	2	3,602	3,052	46%	6,656
LEE HEALTH CONVENIENT CARE - PAGE FIELD		5,887	743	11%	6,630
EGLIN AIR FORCE BASE	14	4,963	1,645	25%	6,622
VISTA CLINICAL	8	3,882	2,716	41%	6,606
ST PETERSBURG GENERAL HOSPITAL		5,626	975	15%	6,601
EMPIRE CITY LABORATORIES INC	83	5,566	906	14%	6,555
SUNCOAST PATHOLOGY ASSOCIATES		5,981	556	9%	6,537
ADVENTHEALTH CENTRA CARE ALTAMONTE		5,663	812	13%	6,475
ST JOSEPHS NORTH HOSPITAL LAB	7	5,520	928	14%	6,455
SOLARIS DIAGNOSTICS	10	5,831	582	9%	6,423
CLINICAL REFERENCE LABORATORY	2	6,089	322	5%	6,413
DYNIX DIAGNOSTIX		5,805	602	9%	6,407
EMERALD COAST URGENT CARE		4,891	1,467	23%	6,358
FORT WALTON BEACH MEDICAL CENTER		5,451	904	14%	6,355
ACUTIS DIAGNOSTICS	171	5,099	1,076	17%	6,346
ADVENTHEALTH EXPRESS CARE		5,222	1,104	17%	6,326
MEDEXPRESS URGENT CARE HUDSON		5,451	865	14%	6,316
FLORIDA HOSPITAL NORTH PINELLAS	11	5,597	492	8%	6,100
ADVENTHEALTH CENTRA CARE AZALEA PARK		5,223	865	14%	6,088
AHCC WESLEY CHAPEL		5,410	673	11%	6,083
BAPTIST HEALTH SOUTH FLORIDA - PEMBROKE PINES URGENT CARE		4,962	1,009	17%	5,971
NORTHWEST FLORIDA COMMUNITY HOSPITAL	46	4,476	1,442	24%	5,964
MICROGEN DX	4	5,243	709	12%	5,956
ADVENTHEALTH CENTRA CARE OVIEDO		5,079	842	14%	5,921
BAYFRONT HEALTH - VENICE REGIONAL MEDICAL	1	5,374	537	9%	5,912
ANGEL KIDS PEDIATRICS		5,518	319	5%	5,837
ADVENT HEALTH - HEART OF FLORIDA ER	1	5,028	781	13%	5,810
MINUTECLINIC		4,940	824	14%	5,764
MINUTECLINIC LLC		4,907	849	15%	5,756
URGENT CARE OF THE PALM BEACHES		4,825	931	16%	5,756
PRO CLINIC		4,661	1,078	19%	5,739
FLORIDA COMMUNITY HEALTH CENTER		4,569	1,153	20%	5,722
PUTNAM COMMUNITY MEDICAL CENTER		5,000	705	12%	5,705
DOCTORS URGENT CARE LLC	1	4,631	1,052	19%	5,684
SOUTH FLORIDA BAPTIST HOSPITAL MICRO	4	4,732	938	17%	5,674
MINUTECLINIC LLC #3703		4,629	1,011	18%	5,640
ADVENTHEALTH CENTRA CARE LONGWOOD		4,892	680	12%	5,572
SUNRISE MEDICAL LABORATORIES	2	5,156	391	7%	5,549
COASTAL MED URGENT CARE		4,022	1,521	27%	5,543

COVID-19: testing by laboratory

Data through Apr 1, 2021 verified as of Apr 2, 2021 at 09:25 AM

Data in this report are provisional and subject to change.

The numbers in the table below represent the number of Florida and non-Florida residents for whom test results were received by the Department of Health. A person can be tested by more than one laboratory and can have both positive and negative results. **Therefore, the sum of the numbers in each column will be larger than the total number of people tested.**

Reporting lab	Inconclusive	Negative	Positive	Percent positive	Total
ADVENTHEALTH CENTRA CARE SOUTH ORANGE		4,735	773	14%	5,508
MINUTECLINIC LLC #1067		4,720	729	13%	5,449
TROPICANA FIELD - LOT 2 □	19	4,935	493	9%	5,447
ADVENTHEALTH CENTRA CARE ORANGE LAKE		4,806	628	12%	5,434
MEDICAL DNA LABS LLC	3	4,945	474	9%	5,422
HEALTH FIRST ADVENTHEALTH CENTRA CARE - TITUSVILLE		4,574	821	15%	5,395
FLORIDA FAMILY LABORATORY, INC DBA	44	4,902	431	8%	5,377
DOCTORS URGENT CARE OF LUTZ LLC	1	4,329	1,041	19%	5,371
LABORATORY OF FLORIDA LLC	41	4,892	429	8%	5,362
ADVENTHEALTH CENTRA CARE PORT ORANGE		4,494	848	16%	5,342
UNIVERSITY HOSPITAL AND MEDICAL CENTER		4,049	1,256	24%	5,305
ESCAMBIA COMMUNITY CLINICS INC	8	4,005	1,284	24%	5,297
SPORTS DRUG TESTING LABORATORY	81	5,065	146	3%	5,292
BAPTIST HEALTH SOUTH FLORIDA - CORAL SPRINGS URGENT CARE		4,528	755	14%	5,283
MEDEXPRESS URGENT CARE - ROYAL PALM BEACH		4,716	564	11%	5,280
MINUTECLINIC LLC #8396		4,502	776	15%	5,278
MARTIN HOSPITAL SOUTH LAB		4,966	290	6%	5,256
MEDCOMP SCIENCES LLC	120	3,159	1,976	38%	5,255
ADVENTHEALTH CENTRA CARE SAND LAKE		4,695	556	11%	5,251
URGENT CARE CURE	2	4,512	727	14%	5,241
BAPTIST HEALTH - NORTH		4,139	1,091	21%	5,230
MEDEXPRESS URGENT CARE - ESTERO		4,689	532	10%	5,221
PALMS OF PASADENA HOSPITAL		4,642	552	11%	5,194
MEDEXPRESS URGENT CARE - GOLDEN GATE		4,550	597	12%	5,147
ADVENTHEALTH CENTRA CARE LEESBURG		4,205	937	18%	5,142
HOLMES REG MED CENTER CLINICAL LAB		4,531	593	12%	5,124
TRINITY SPRINGS		4,372	729	14%	5,101
THE CENTER FOR URGENT CARE	3	4,259	824	16%	5,086
BAPTIST HEALTH SOUTH FLORIDA - KENDALE LAKES URGENT CARE		4,095	988	19%	5,083
WESTCHESTER HOSPITAL	23	4,121	928	18%	5,072
WELLINGTON REGIONAL MEDICAL CENTER		4,650	404	8%	5,054
DOCTORS HOSPITAL OF SARASOTA CLINICAL LABORATORY		4,410	639	13%	5,049
BAPTIST HEALTH SOUTH FLORIDA - TAMiami TRAIL URGENT CARE		4,056	977	19%	5,033
HEALTH FIRST ADVENTHEALTH CENTRA CARE GATEWAY	1	4,520	508	10%	5,029
MEDEXPRESS URGENT CARE PALM BEACH GARDENS		4,585	441	9%	5,026
PEDIATRIC HEALTH CARE ALLIANCE PA		4,596	421	8%	5,017
TALLAHASSEE PRIMARY CARE ASSOCIATES		4,370	590	12%	4,960
ALTRU DIAGNOSTICS INC	3	4,780	169	3%	4,952
RAULERSON HOSPITAL		4,092	815	17%	4,907
BAPTIST HEALTH SOUTH FLORIDA - CORAL GABLES (UNIVERSITY) URGENT CARE		4,132	667	14%	4,799
BAPTIST HEALTH SOUTH FLORIDA - PINECREST URGENT CARE		4,101	674	14%	4,775
BAPTIST HEALTH SOUTH FLORIDA - CORAL GABLES URGENT CARE		3,947	797	17%	4,744
PARAMOUNT URGENT CARE - WINDERMERE	2	3,095	1,623	34%	4,720
MEDEXPRESS URGENT CARE - LAKELAND		4,096	563	12%	4,659
BAYFRONT HEALTH - SEVEN RIVERS		4,217	395	9%	4,612
NIGHT LITE PEDIATRICS	4	3,343	1,258	27%	4,605

COVID-19: testing by laboratory

Data through Apr 1, 2021 verified as of Apr 2, 2021 at 09:25 AM

Data in this report are provisional and subject to change.

The numbers in the table below represent the number of Florida and non-Florida residents for whom test results were received by the Department of Health. A person can be tested by more than one laboratory and can have both positive and negative results. **Therefore, the sum of the numbers in each column will be larger than the total number of people tested.**

Reporting lab	Inconclusive	Negative	Positive	Percent positive	Total
PREMIER MEDICAL	2	4,492	94	2%	4,588
BAPTIST HEALTH SOUTH FLORIDA - PALMETTO BAY URGENT CARE		3,850	730	16%	4,580
MEASE DUNEDIN HOSPITAL	5	4,092	476	10%	4,573
BETHESDA HOSPITAL WEST		4,100	470	10%	4,570
PHARMCO RX	2	4,276	278	6%	4,556
ASCENSION SACRED HEART - EMERALD COAST		3,784	745	16%	4,529
MOFFITT CANCER CENTER	6	4,401	97	2%	4,504
MINUTECLINIC LLC # 0709		3,808	695	15%	4,503
MINUTE CLINIC LLC		3,904	582	13%	4,486
BAYFRONT HEALTH - BROOKSVILLE		3,929	492	11%	4,421
VENTURE MEDICAL OF FLORIDA LLC		4,068	331	8%	4,399
ADVENTHEALTH PROMPT CARE	2	3,151	1,175	27%	4,328
PREMIER URGENT CARE OF BREVARD LLC	4	3,781	535	12%	4,320
ADVENTHEALTH CENTRA CARE COLONIAL TOWN	2	3,850	456	11%	4,308
PALMS MEDICAL GROUP	5	2,968	1,308	31%	4,281
TWIN CITIES HOSPITAL	1	3,750	513	12%	4,264
US BIOTEK LABORATORIES	15	3,844	368	9%	4,227
MEMORIAL HOSPITAL- MIRAMAR	12	3,898	317	7%	4,227
BAYFRONT HEALTH - PUNTA GORDA		3,893	313	7%	4,206
BAYA PHARMACY & URGENT CARE		3,103	1,102	26%	4,205
DESOTO MEMORIAL HOSPITAL	3	3,444	746	18%	4,193
GENESIS DIAGNOSTICS		3,936	244	6%	4,180
AMELIA URGENT CARE		2,538	1,614	39%	4,152
ACCU REFERENCE MEDICAL LAB	9	3,339	790	19%	4,138
DOCTORS TEST CENTERS		3,662	468	11%	4,130
ENGLEWOOD COMMUNITY HOSPITAL		3,764	364	9%	4,128
BAYFRONT HEALTH - SPRING HILL		3,752	343	8%	4,095
NIGHT LITE PEDIATRICS URGENT CARE	1	3,417	649	16%	4,067
ADVENTHEALTH CENTRA CARE		3,584	444	11%	4,028
ADVENTIST HEALTH SYSTEMS SUNBELT IN DBA		3,561	455	11%	4,016
QUICK CARE MED PL	2	3,340	670	17%	4,012
LAKESIDE MEDICAL CENTER		3,173	813	20%	3,986
MEDEXPRESS URGENT CARE CAPE CORAL		3,395	553	14%	3,948
MC DIAGNOSTIC OF CONNECTICUT, PC #2220		3,326	532	14%	3,858
MINUTECLINIC LLC #3463		3,228	614	16%	3,842
MINUTECLINIC LLC #3631		3,239	574	15%	3,813
BAPTIST HEALTH SOUTH FLORIDA - DAVIE URGENT CARE		3,108	669	18%	3,777
MINUTECLINIC LLC 5852		3,226	545	14%	3,771
SIPARADIGM LLC	54	3,437	256	7%	3,747
MINUTECLINIC LLC #5253		3,073	615	17%	3,688
MINUTECLINIC LLC #5249		2,966	695	19%	3,661
BAPTIST HEALTH SOUTH FLORIDA - WESTON URGENT CARE		3,183	466	13%	3,649
PARAMOUNT URGENT CARE INC		1,587	2,047	56%	3,634
MEDEXPRESS URGENT CARE LEHIGH ACRES		3,136	489	13%	3,625
CLARITY LAB SOLUTIONS LLC		3,608	4	0%	3,612
HIGHLANDS REGIONAL MEDICAL CENTER		2,802	771	22%	3,573

COVID-19: testing by laboratory

Data through Apr 1, 2021 verified as of Apr 2, 2021 at 09:25 AM

Data in this report are provisional and subject to change.

The numbers in the table below represent the number of Florida and non-Florida residents for whom test results were received by the Department of Health. A person can be tested by more than one laboratory and can have both positive and negative results. **Therefore, the sum of the numbers in each column will be larger than the total number of people tested.**

Reporting lab	Inconclusive	Negative	Positive	Percent positive	Total
PROHEALTH	3	1,964	1,576	44%	3,543
HEALTH FIRST ADVENTHEALTH CENTRA CARE COCOA		3,184	347	10%	3,531
MINUTECLINIC LLC #5190		2,902	625	18%	3,527
BARTOW REGIONAL MEDICAL CENTER	1	2,971	548	16%	3,520
VERILY LIFE SCIENCES	1	3,400	46	1%	3,447
PRECISION HEALTH SOLUTIONS		3,266	173	5%	3,439
MINUTECLINIC LLC #5854		2,881	556	16%	3,437
ADVENTHEALTH CENTRA CARE WINTER HAVEN	1	2,553	880	26%	3,434
MIDWAY SPECIALTY CARE CENTER DIAGNOSTICS	38	3,146	238	7%	3,422
CARENOW URGENT CARE	1	2,115	1,300	38%	3,416
BAPTIST HEALTH SOUTH FLORIDA - BRICKELL URGENT CARE		2,820	587	17%	3,407
BRASHEAR'S VITAL CARE CORP		2,696	710	21%	3,406
IMMOKALEE CHD		3,155	234	7%	3,389
BAPTIST HEALTH URGENT CARE AT SAWGRASS		2,814	570	17%	3,384
ADVENT HEALTH - NEW SMYRNA		2,757	612	18%	3,369
HEALTH FIRST ADVENTHEALTH CENTRA CARE MALABAR		3,018	322	10%	3,340
ADVENTHEALTH CENTRA CARE KIDS LAKE MARY		3,076	248	7%	3,324
MEDEXPRESS URGENT CARE - DELAND		2,947	354	11%	3,301
BAYFRONTVENICEREGIONAL		3,185	101	3%	3,286
LOWER KEYS MEDICAL CENTER		2,969	292	9%	3,261
ADVENT HEALTH CENTRA CARE -WINTER PARK KIDS URGENT CARE	4	2,984	273	8%	3,261
MINUTECLINIC LLC #3662		2,750	489	15%	3,239
MEDIPATH LLC		2,818	420	13%	3,238
MINUTECLINIC LLC #4415		2,726	489	15%	3,215
WALGREEN CO	2	2,836	357	11%	3,195
HOLIDAY CVS LLC DBA CVS PHARMACY #5154		3,103	90	3%	3,193
SELECT LABORATORIES - MARION COUNTY, FL LLC	5	2,869	307	10%	3,181
MEDONE PLLC		2,419	752	24%	3,171
MEDEXPRESS URGENT CARE - VERO BEACH		2,741	413	13%	3,154
PRIMEHEALTH URGENT CARE INC		2,692	461	15%	3,153
MINUTECLINIC LLC #7886		2,728	408	13%	3,136
PARAMOUNT URGENT CARE - ORLANDO		2,151	975	31%	3,126
MINUTECLINIC LLC #5214		2,673	443	14%	3,116
MINUTECLINIC LLC #7887		2,715	393	13%	3,108
MINUTECLINIC LLC #1771		2,630	476	15%	3,106
MINUTECLINIC LLC # 3930		2,681	411	13%	3,092
BMCT Molecular Diagnostics Subsection		2,563	510	17%	3,073
MINUTECLINIC, LLC #4015		2,426	638	21%	3,064
MINUTECLINIC LLC #4458		2,541	511	17%	3,052
MEMORIAL HOSPITAL PEMBROKE	3	2,701	348	11%	3,052
BAPTIST HEALTH EMERGENCY CENTER COUNTRY WALK	1	2,574	468	15%	3,043
EXACT SCIENCES LABORATORIES, LLC		2,770	268	9%	3,038
MINUTECLINIC LLC # 0514		2,671	367	12%	3,038
MARINERS HOSPITAL	1	2,732	289	10%	3,022
MINUTECLINIC LLC #3814		2,563	456	15%	3,019
GENOSUR LLC	6	2,980	33	1%	3,019

COVID-19: testing by laboratory

Data through Apr 1, 2021 verified as of Apr 2, 2021 at 09:25 AM

Data in this report are provisional and subject to change.

The numbers in the table below represent the number of Florida and non-Florida residents for whom test results were received by the Department of Health. A person can be tested by more than one laboratory and can have both positive and negative results. **Therefore, the sum of the numbers in each column will be larger than the total number of people tested.**

Reporting lab	Inconclusive	Negative	Positive	Percent positive	Total
BAPTIST HEALTH - CLAY		2,616	402	13%	3,018
MINUTECLINIC LLC #7225		2,576	439	15%	3,015
SCION LAB SERVICES LLC	26	2,764	210	7%	3,000
PHYSICIANS REGIONAL MEDICAL CENTER - COLLIER BLVD	1	2,176	786	27%	2,963
ACCESS POINT HEALTHCARE URGENT & PRIMARY CARE	2	2,278	683	23%	2,963
VETERANS AFFAIRS MEDICAL CENTER - ORLANDO	1	1,343	1,617	55%	2,961
GESSLER CLINIC	2	2,033	925	31%	2,960
MINUTECLINIC LLC # 3686		2,539	414	14%	2,953
MINUTECLINIC LLC #3257		2,440	475	16%	2,915
MARION E FETHER MEDICAL CENTER, THE		2,661	244	8%	2,905
MINUTECLINIC, LLC #3204		2,430	473	16%	2,903
ADVENTHEALTH CENTRA CARE CONWAY		2,462	433	15%	2,895
PARAMOUNT URGENT CARE - OVIEDO		2,013	879	30%	2,892
KEYS AHEC SCHOOL MEDICAL CLINIC	15	2,746	127	4%	2,888
STONE CLINICAL LABORATORIES		2,790	96	3%	2,886
WALGREENS ORLANDO	3	2,538	340	12%	2,881
NXGEN MDX LLC	6	2,553	312	11%	2,871
MINUTECLINIC LLC #1055		2,343	524	18%	2,867
BLUE MED CONSULTANTS		2,753	108	4%	2,861
MINUTECLINIC LLC #3003		2,312	527	19%	2,839
MEDEXPRESS URGENT CARE CORAL SPRINGS		2,539	296	10%	2,835
FLAGLER HOSPITAL LABORATORY	8	1,807	1,017	36%	2,832
MEDEXPRESS FORT MYERS		2,483	349	12%	2,832
MINUTECLINIC LLC #3291		2,435	383	14%	2,818
CAREFAST+	1	2,065	744	26%	2,810
MINUTECLINIC LLC #7973		2,438	363	13%	2,801
AFC PHYSICIANS OF FLORIDA		2,147	650	23%	2,797
CELESTA MEDICAL SERVICES LLC DBA - AMERICAN RESEARCH LABS		2,544	236	8%	2,780
MINUTECLINIC LLC #3705		2,431	332	12%	2,763
MINUTECLINIC, LLC #5817		2,291	469	17%	2,760
MINUTECLINIC LLC # 7933		2,439	311	11%	2,750
SACRED HEART HEALTH SYSTEM, INC	1	1,871	872	32%	2,744
MINUTECLINIC LLC #3255		2,418	325	12%	2,743
BAPTIST HEALTHCARE - GULF BREEZE HOSPITAL	3	2,276	464	17%	2,743
CITRUS MEMORIAL HOSPITAL LABORATORY		2,251	490	18%	2,741
MINUTECLINIC LLC #3748		2,224	508	19%	2,732
BAPTIST HEALTH - OAKLEAF		2,282	446	16%	2,728
MINUTECLINIC LLC # 3579		2,265	461	17%	2,726
STEWART ROCKLEDGE HOSPITAL	1	2,364	325	12%	2,690
MINUTECLINIC LLC #5924		2,282	392	15%	2,674
MINUTECLINIC LLC #7173		2,337	336	13%	2,673
MINUTECLINIC, LLC (CLINIC 10699)		2,311	335	13%	2,646
EMERALD COAST URGENT CARE, LLC	1	1,970	660	25%	2,631
MINUTECLINIC LLC #5216		2,263	365	14%	2,628
BAY MEDICAL CENTER SACRED HEART HEALTH SYSTEM		2,034	587	22%	2,621
MEDEXPRESS URGENT CARE - CLEWISTON		2,189	430	16%	2,619

COVID-19: testing by laboratory

Data through Apr 1, 2021 verified as of Apr 2, 2021 at 09:25 AM

Data in this report are provisional and subject to change.

The numbers in the table below represent the number of Florida and non-Florida residents for whom test results were received by the Department of Health. A person can be tested by more than one laboratory and can have both positive and negative results. **Therefore, the sum of the numbers in each column will be larger than the total number of people tested.**

Reporting lab	Inconclusive	Negative	Positive	Percent positive	Total
MINUTECLINIC LLC #3654		2,172	440	17%	2,612
MEDIQUICK URGENT CARE CENTERS INC		1,939	657	25%	2,596
ADVENT HEALTH - OCALA		2,124	447	17%	2,571
MINUTECLINIC LLC #4612		2,089	477	19%	2,566
BAPTIST HEALTH SOUTH FLORIDA - MIAMI BEACH URGENT CARE		2,190	372	15%	2,562
MINUTECLINIC LLC #4024		2,210	327	13%	2,537
ADVENT HEALTH - DADE CITY		2,226	306	12%	2,532
MEDEXPRESS URGENT CARE BOCA RATON		2,284	233	9%	2,517
MINUTECLINIC LLC #3285		2,170	328	13%	2,498
PHYSICIANS PRIMARY CARE	2	2,247	245	10%	2,494
CHARLES AIESI CONSULTING INC	12	2,207	275	11%	2,494
AFC PHYSICIANS OF FLORIDA PA		1,965	522	21%	2,487
MINUTECLINIC LLC #1807		2,097	389	16%	2,486
DONALD W ROBERTSON DO PA		1,946	537	22%	2,483
MINUTECLINIC LLC #3648		2,028	452	18%	2,480
PATIENTS FIRST - THOMASVILLE ROAD		2,203	271	11%	2,474
EMERGENCY PHYSICIANS MEDICAL CENTER		1,361	1,100	45%	2,461
EMERALD COAST URGENT CARE LLC		1,804	654	27%	2,458
DR G'S URGENT CARE		2,131	322	13%	2,453
HEALTH CARE DISTRICT OF PALM BEACH COUNTY	1	2,237	215	9%	2,453
MINUTECLINIC LLC #3635		2,125	319	13%	2,444
MINUTECLINIC LLC #4201		2,124	304	13%	2,428
MINUTECLINIC LLC #476		2,096	319	13%	2,415
COMMUNITY HEALTH NORTHWEST FLORIDA	4	1,856	553	23%	2,413
MINUTECLINIC LLC #5069		2,020	392	16%	2,412
PHYSICIANS STAT LAB	3	1,071	1,335	55%	2,409
VITRO MOLECULAR LABORATORIES	50	2,178	168	7%	2,396
JUPITER MEDICAL CENTER URGENT CARE		1,861	534	22%	2,395
FLORIDA MEDICAL CLINIC	3	1,102	1,290	54%	2,395
MINUTECLINIC LLC #6007		2,056	331	14%	2,387
VA PAIN CLINIC	4	2,291	87	4%	2,382
WHOLE FAMILY HEALTH CENTER INC		1,965	405	17%	2,370
MINUTECLINIC LLC #1350		2,078	289	12%	2,367
PARRISH MEDICAL CENTER	1	2,079	285	12%	2,365
TAMPA COMMUNITY HOSPITAL		2,028	333	14%	2,361
MINUTECLINIC LLC #1821		2,109	239	10%	2,348
BOND URGENT CARE LLC		1,770	571	24%	2,341
AMELIA EXPRESS CARE LLC	10	2,010	318	14%	2,338
MINUTECLINIC LLC #8381		2,016	311	13%	2,327
PHYSICIAN ASSOCIATES		2,070	240	10%	2,310
LAKELAND REGIONAL HEALTH PABLO		2,033	275	12%	2,308
LEE HEALTH - COCONUT POINT CLINICAL LAB	2	1,872	433	19%	2,307
ASCENSION SACRED HEART - GULF		1,759	530	23%	2,289
LAKE WALES MEDICAL CENTER INC		2,007	280	12%	2,287
JACKSON HOSPITAL CLINICAL LABORATORY		1,980	306	13%	2,286
SPECTOR SCIENTIFIC LAB	11	1,494	751	33%	2,256

COVID-19: testing by laboratory

Data through Apr 1, 2021 verified as of Apr 2, 2021 at 09:25 AM

Data in this report are provisional and subject to change.

The numbers in the table below represent the number of Florida and non-Florida residents for whom test results were received by the Department of Health. A person can be tested by more than one laboratory and can have both positive and negative results. **Therefore, the sum of the numbers in each column will be larger than the total number of people tested.**

Reporting lab	Inconclusive	Negative	Positive	Percent positive	Total
CORE DIAGNOSTIC LABORATORIES LLC	17	1,913	324	14%	2,254
ASSOCIATED PATHOLOGISTS, LLC	3	1,844	389	17%	2,236
PRIMEHEALTH URGENT CARE	1	1,865	361	16%	2,227
MINUTECLINIC LLC #5157		1,930	288	13%	2,218
UNIVERSITY OF NORTH FLORIDA STUDENT HEALTH		2,144	74	3%	2,218
NCHMD INC		1,867	343	16%	2,210
MINUTECLINIC, LLC # 4469		1,937	273	12%	2,210
INTELEX LABS, LLC		2,129	71	3%	2,200
MINI ER WATERFORD LAKES, THE		1,871	298	14%	2,169
FLOWERS HOSPITAL		1,962	190	9%	2,152
MEDEXPRESS PORT CHARLOTTE		1,927	221	10%	2,148
MINUTECLINIC LLC #1815		1,908	234	11%	2,142
MINUTECLINIC LLC #214		1,790	314	15%	2,104
PENSACOLA PEDIATRICS PA	1	1,909	174	8%	2,084
FIU-HEALTH AUXILIARY LABORATORY	6	1,911	119	6%	2,036
NCH NORTHEAST	7	1,601	427	21%	2,035
OPTUM LABS LLC	1	1,837	189	9%	2,027
GENUS3		1,940	74	4%	2,014
GENOME LLC	2	1,864	146	7%	2,012
MARTIN HEALTH SYSTEM - ST LUCIE WEST		1,816	184	9%	2,000
MINUTECLINIC LLC #3236		1,702	293	15%	1,995
DOC SMILEY'S URGENT CARE		1,706	247	13%	1,953
DOC SMILEYS URGENT CARE LLC		1,593	358	18%	1,951
LITTLE PINE PEDIATRICS	1	1,674	275	14%	1,950
BAPTIST HEALTH EMERGENCY CENTER AT WEST CORAL WAY		1,564	382	20%	1,946
MEDFAST URGENT CARE CENTERS LLC	2	608	1,325	68%	1,935
BARDMOOR LABORATORY	9	1,631	293	15%	1,933
MINUTECLINIC LLC #3637		1,558	371	19%	1,929
KETAMINE HEALTH CENTERS LLC	1	1,661	152	8%	1,814
BAYFRONT HEALTH - CITRUS HILLS		1,586	216	12%	1,802
LABORATORY SPECIALISTS OF MICHIGAN		1,488	311	17%	1,799
BROWNWOOD CARE CENTER		1,557	226	13%	1,783
NEIGHBORHOOD MEDICAL CENTER INC	17	1,574	183	10%	1,774
MINUTECLINIC, LLC #3245		1,424	336	19%	1,760
RIVER TOWN DIAGNOSTIC LLC		1,470	286	16%	1,756
MEDICAL CONSULTANTS OF FLORIDA, LLC	2	1,478	272	16%	1,752
GENESIS LABORATORY MANAGEMENT	14	1,494	240	14%	1,748
MIAMI JEWISH HEALTH SYSTEMS		1,667	68	4%	1,735
Community_Health		1,533	199	11%	1,732
WHITE WILSON MEDICAL CENTER		387	1,343	78%	1,730
IGENOMIX USA LLC	50	1,517	157	9%	1,724
SPARROW HEALTHCARE	2	1,468	254	15%	1,724
NORTH SHORE LONG ISLAND JEWISH HEALTH	1	1,625	90	5%	1,716
JW PLASTIC SURGERY		1,449	244	14%	1,693
STATMED OCALA	6	1,469	191	11%	1,666
LABTECH DIAGNOSTIC		1,370	287	17%	1,657

COVID-19: testing by laboratory

Data through Apr 1, 2021 verified as of Apr 2, 2021 at 09:25 AM

Data in this report are provisional and subject to change.

The numbers in the table below represent the number of Florida and non-Florida residents for whom test results were received by the Department of Health. A person can be tested by more than one laboratory and can have both positive and negative results. **Therefore, the sum of the numbers in each column will be larger than the total number of people tested.**

Reporting lab	Inconclusive	Negative	Positive	Percent positive	Total
ADVANCED MEDICAL OF NAPLES LLC		1,480	176	11%	1,656
ED FRASER MEMORIAL HOSPITAL		1,393	245	15%	1,638
ARCPPOINT LABS		1,061	558	34%	1,619
MINUTECLINIC LLC #8927		1,376	231	14%	1,607
SHELL POINT NURSING PAVILION	1	1,530	72	4%	1,603
OPTEO LABORATORY		1,567	34	2%	1,601
READY RESPONDERS FLORIDA, PLLC		1,383	216	14%	1,599
ELLENTON URGENT CARE		1,361	234	15%	1,595
ASSURANCE SCIENTIFIC LABORATORIES	1	1,293	283	18%	1,577
MELBOURNE MEDICAL LABORATORY	2	1,366	203	13%	1,571
MINUTECLINIC LLC #5187		1,366	194	12%	1,560
MINUTECLINIC LLC		1,380	177	11%	1,557
WILLIAM OWEN PASS PARK		1,330	213	14%	1,543
BAPTIST HEALTH SOUTH FLORIDA - COUNTRY WALK URGENT CARE EXPRESS		1,303	235	15%	1,538
OPTUMCARE FLORIDA LLC		1,253	277	18%	1,530
GRAVITY DIAGNOSTICS, LLC	3	1,379	148	10%	1,530
BIO-TECH CLINICAL LABORATORIES INC		1,341	183	12%	1,524
ER QUICKCARE PL		1,315	206	14%	1,521
FLORIDA DEPARTMENT OF HEALTH IN POLK COUNTY	2	1,176	342	23%	1,520
PROHEALTH MEDICAL CLINIC		890	629	41%	1,519
PROJECT HEALTH, INC SUMTERVILLE	5	1,245	268	18%	1,518
FIRST QUALITY LABORATORY		1,416	98	6%	1,514
BIOCERNA LLC	9	1,336	165	11%	1,510
MEDEXPRESS URGENT CARE - JAX ATLANTIC BLVD		1,294	209	14%	1,503
PATIENTS FIRST LAKE ELLA MEDICAL CENTER		1,346	155	10%	1,501
VRL EUROFINs		1,459	39	3%	1,498
UNIVERSITY OF ALABAMA AT BIRMINGHAM		1,445	48	3%	1,493
PEDIATRIC HEALTH CARE ALLIANCE - NORTHDALe		1,330	127	9%	1,457
ADVANCE MEDICAL OF NAPLES		327	1,124	77%	1,451
BAPTIST HEALTH SOUTH FLORIDA - KEY BISCANE URGENT CARE EXPRESS		1,272	178	12%	1,450
BAPTIST HEALTHCARE - JAY HOSPITAL	3	1,073	372	26%	1,448
SUNRISE URGENT CARE ASSOCIATES LLC D/B/A	9	993	445	31%	1,447
CAREFAST MURABELLA		967	476	33%	1,443
UHEALTH DEERFIELD BEACH/UMSYLVESTER DEERFIELD BEACH LABORATORY	3	1,380	55	4%	1,438
PARAMOUNT URGENT CARE VILLAGES		923	508	35%	1,431
CAREMED CLINIC LLC	1	1,138	289	20%	1,428
PATIENTS CHOICE LABORATORIES		831	592	42%	1,423
TOM LEE COMMUNITY HEALTH CENTER		940	480	34%	1,420
NYU HOSPITALS CENTER CLINICAL LABORATORIES		1,365	44	3%	1,409
COASTAL LABORATORIES	1	1,120	287	20%	1,408
TEMPUS CLINICAL LABORATORY	10	1,246	151	11%	1,407
UHEALTH CLINIC AT WALGREENS		1,139	261	19%	1,400
SMA LAB	10	1,230	155	11%	1,395
TREASURE COAST MEDICAL ASSOCIATES INC		747	640	46%	1,387
AMELIA EXPRESS CARE	1	772	612	44%	1,385
ST ANNES NURSING CENTER		1,351	27	2%	1,378

COVID-19: testing by laboratory

Data through Apr 1, 2021 verified as of Apr 2, 2021 at 09:25 AM

Data in this report are provisional and subject to change.

The numbers in the table below represent the number of Florida and non-Florida residents for whom test results were received by the Department of Health. A person can be tested by more than one laboratory and can have both positive and negative results. **Therefore, the sum of the numbers in each column will be larger than the total number of people tested.**

Reporting lab	Inconclusive	Negative	Positive	Percent positive	Total
EUROFINS NTD, LLC		1,326	44	3%	1,370
ASCENSION ST VINCENT'S - SOUTHSIDE		1,308	49	4%	1,357
HEALTH CENTRAL CLINICAL LABORATORY		1,222	131	10%	1,353
APALACHEE CORRECTIONAL INSTITUTION EAST UNIT		1,322	26	2%	1,348
VAVA PARTNERS LLC		528	809	61%	1,337
MYTEST DIAGNOSTICS		1,263	67	5%	1,330
BROAD INSTITUTE CLINICAL SEQUENCING RESEARCH PLATFORM	10	1,274	43	3%	1,327
ADVENTHEALTH CENTRA CARE TRINITY		1,155	172	13%	1,327
PALM BAY HOSPITAL CLINICAL LABORATORY		951	373	28%	1,324
PARAMOUNT URGENT CARE - CLERMONT		767	542	41%	1,309
CREEKSIDE CARE CENTER	1	1,119	167	13%	1,287
INNOVATIVE TRANSFUSION MEDICINE, INC	11	1,105	170	13%	1,286
XPRESS URGENT CARE	4	1,076	192	15%	1,272
LAB24 INC	3	594	674	53%	1,271
HOLIDAY CVS LLC DBA CVSPHARMACY #5155		1,211	60	5%	1,271
QUICK CARE MED		972	290	23%	1,262
ADDICTION LABS OF AMERICA	3	1,177	79	6%	1,259
ABSOLUTE GENOMICS	2	1,045	205	16%	1,252
SOLARIS HEALTHCARE PALATKA		1,127	103	8%	1,230
STAGEZERO LIFE SCIENCES INC	4	1,120	103	8%	1,227
PRIMARY CARE SOUTH INC		791	435	35%	1,226
USF MORSANI CENTER FOR ADVANCED HEALTH CARE		1,072	148	12%	1,220
PALM BEACH ATLANTIC UNIVERSITY		1,183	36	3%	1,219
NAPLES URGENT CARE	1	792	426	35%	1,219
PALM HARBOR PHARMACY		1,056	162	13%	1,218
ADVANCED DIAGNOSTIC LABORATORY		1,169	47	4%	1,216
CLINICORE		1,124	91	7%	1,215
NORTH FLORIDA PEDIATRICS-TALLAHASSEE	1	1,108	102	8%	1,211
ST PETERSBURG PEDIATRICS	1	1,081	114	10%	1,196
ACCESS MEDICAL LABS		746	448	38%	1,194
PROFESSIONAL HEALTH EXAMINERS DBA PROHEALTH	1	968	224	19%	1,193
NORTH VISTA HOSPITAL LABORATORY		1,018	174	15%	1,192
EPN URGENT CARE NAPLES	2	792	393	33%	1,187
PROJECT HEALTH INC	4	1,009	166	14%	1,179
CARENOW URGENT CARE - FORT PIERCE		832	345	29%	1,177
COASTAL PEDIATRIC GROUP		1,019	154	13%	1,173
NORTH FLORIDA PEDIATRICS - LAKE CITY		947	217	19%	1,164
LPG COCONUT POINT		966	188	16%	1,154
AMERICAN SCIENTIFIC LABORATORIES LLC		1,135	14	1%	1,149
ARCPPOINT LABS OF CORAL SPRINGS FL		988	149	13%	1,137
CAPSTONE HEALTHCARE		802	330	29%	1,132
VERITAS GENETICS	61	945	119	11%	1,125
STEWART REFERENCE LABORATORY	1	611	504	45%	1,116
EMERALD COAST PEDIATRICS		1,058	57	5%	1,115
CATALYST WALK IN CLINIC		877	229	21%	1,106
GENEIQ		1,033	63	6%	1,096

COVID-19: testing by laboratory

Data through Apr 1, 2021 verified as of Apr 2, 2021 at 09:25 AM

Data in this report are provisional and subject to change.

The numbers in the table below represent the number of Florida and non-Florida residents for whom test results were received by the Department of Health. A person can be tested by more than one laboratory and can have both positive and negative results. **Therefore, the sum of the numbers in each column will be larger than the total number of people tested.**

Reporting lab	Inconclusive	Negative	Positive	Percent positive	Total
XYZ LABORATORY	8	942	146	13%	1,096
GROWING TOGETHER PEDIATRICS LLC		1,030	62	6%	1,092
PEDIATRICS OF CENTRAL FLORIDA PA	20	1,011	54	5%	1,085
PRIMARY CARE OF THE TREASURE COAST		938	134	13%	1,072
TYNDALL AIR FORCE BASE		857	210	20%	1,067
AMERICAN FAMILY CARE PENSACOLA WEST		533	533	50%	1,066
HENDRY REGIONAL MEDICAL CENTER CLINICAL LABORATORY		809	253	24%	1,062
RAINBOW RIVER MEDICAL LABORATORY		977	83	8%	1,060
PROFESSIONAL HEALTH EXAMINERS		913	146	14%	1,059
FISHERMENS HOSPITAL CLINICAL LAB		938	91	9%	1,029
LENCO MEDICAL LABORATORY		974	54	5%	1,028
MINUTECLINIC, LLC DBA MINUTECLINIC #4717		983	42	4%	1,025
CAPE CANAVERAL HOSPITAL		731	283	28%	1,014
PENSACOLA PEDIATRICS	3	773	236	23%	1,012
VERITOR		850	158	16%	1,008
INTERLACHEN PEDIATRICS		968	38	4%	1,006
PHAROS HEALTH		756	246	25%	1,002
VRL EUROFINs - DALLAS		987	13	1%	1,000
EAST LAKE PEDIATRICS		872	121	12%	993
WOODLANDS MEDICAL SPECIALISTS		729	262	26%	991
LAKELAND REGIONAL HEALTH - PWC/OB		36	954	96%	990
INTERLACHEN PEDIATRICS PA		937	44	4%	981
THE HEALTH CENTER OF PLANT CITY		891	76	8%	967
ADVENTHEALTH EXPRESS CARE AT WALGREENS		839	125	13%	964
HALIFAX MEDICAL CENTER-PORT ORANGE LAB		827	133	14%	960
NORTH FLORIDA PEDIATRICS PA - SUWANNEE	3	830	126	13%	959
NORTH OKALOOSA MEDICAL CENTER		620	337	35%	957
HISTOPATHOLOGY SERVICES, LLC		844	105	11%	949
ENCOMPASS HEALTH		915	22	2%	937
UNIVERSITY OF WEST FLORIDA STUDENT HEALTH SERVICES	1	806	127	14%	934
SPEARHEAD MEDICAL		836	93	10%	929
BAPTIST HEALTH - MD ANDERSON CANCER CENTER		923	5	1%	928
MOLECULAR TESTING LABS		852	75	8%	927
INTEGRITY LABORATORIES, LLC	4	756	165	18%	925
COVANCE CLINICAL RESEARCH UNIT INC		897	25	3%	922
GENE TOX WORLDWIDE	60	736	125	14%	921
C.W. BILL YOUNG VA MEDICAL CENTER	1	21	898	98%	920
TACACHALE CLINICAL LABORATORY	1	869	49	5%	919
FAST TRACK URGENT CARE CENTER		4	909	100%	913
NORTH FLORIDA PEDIATRICS PA	2	783	114	13%	899
LEE COUNTY EMERGENCY MEDICAL SERVICE	1	767	121	14%	889
CONSULATE HEALTH CARE OF NEW PORT RICHEY	2	761	125	14%	888
LOOP PEDIATRICS PA	3	750	133	15%	886
DEPARTMENT OF CLINICAL LABS	1	862	20	2%	883
CHILDRENS MEDICAL ASSOCIATION		799	80	9%	879
COLLIER URGENT CARE CENTERS CREEKSIDE		773	101	12%	874

COVID-19: testing by laboratory

Data through Apr 1, 2021 verified as of Apr 2, 2021 at 09:25 AM

Data in this report are provisional and subject to change.

The numbers in the table below represent the number of Florida and non-Florida residents for whom test results were received by the Department of Health. A person can be tested by more than one laboratory and can have both positive and negative results. **Therefore, the sum of the numbers in each column will be larger than the total number of people tested.**

Reporting lab	Inconclusive	Negative	Positive	Percent positive	Total
CVS HEALTH		685	184	21%	869
Point of Care Testing	1	125	743	86%	869
NORTH SHORE LIJ URGENT CARE PC		814	49	6%	863
JACKSONVILLE BEACH PEDIATRIC CARE CENTER □		798	64	7%	862
DOCTOR'S MEMORIAL HOSPITAL		694	165	19%	859
COASTAL PHYSICIANS, LLC		687	161	19%	848
BREVARD HEALTH ALLIANCE		571	275	33%	846
VIERA HOSPITAL, INC		672	172	20%	844
REDI MED LLC		678	162	19%	840
FAMILY HEALTH CENTERS OF SWF LABS	2	737	100	12%	839
NORTH FLORIDA MEDICAL GROUP		690	148	18%	838
24 HOUR PEDIATRIC CARE CENTER	4	774	58	7%	836
CRUCIAL CARE EMERGENCY MEDICINE DOCTORS		667	166	20%	833
Tampa Lakes Health and Rehabilitation Center	2	746	73	9%	821
SOLARIS HEALTHCARE CHARLOTTE HARBOR		771	50	6%	821
FLORIDA HOSPITAL ORLANDO		743	74	9%	817
NCHMD, INC SOUTHEAST IMMEDIATE CARE		637	180	22%	817
ASAP LABS LLC	7	655	151	19%	813
ASCENSION ST VINCENT'S - CLAY		775	35	4%	810
CENTRAL FLORIDA HEALTH CARE INC		695	112	14%	807
CALHOUN LIBERTY HOSPITAL		643	162	20%	805
ANY LAB TEST NOW	1	548	255	32%	804
PRIMARY CARE SERVICES AT INDIAN RIVER ESTATES		779	25	3%	804
PRIMARY CARE SERVICES AT ST ANDREWS ESTATES		803			803
AUGUSTUS LABS LLC		663	139	17%	802
LIFE CARE CENTER OF NEW PORT RICHEY		765	37	5%	802
CYPRESS VILLAGE	1	774	25	3%	800
LAB DOCTOR		705	95	12%	800
MIDWAY SPECIALLY CARE CENTER	1	578	221	28%	800
NITE LITE PEDIATRICS		234	564	71%	798
DYNIX DIAGNOSTICS	2	528	267	34%	797
FG RAPID RESULTS	5	470	322	40%	797
GOLDEN GATE FAMILY CLINIC		332	461	58%	793
NONE		308	483	61%	791
PALM GARDEN OF PORT SAINT LUCIE		778	10	1%	788
PEBBLEBROOK PHARMACY	1	662	122	16%	785
EAST LAKE PEDIATRICS PA		712	73	9%	785
SPRING HILL HEALTH AND REHABILITATION CENTER		757	25	3%	782
CARE ONE OF FLORIDA LLC		536	246	31%	782
CLINICAL PATHOLOGY LABS INC		703	77	10%	780
AMERICAN MEDICAL RESPONSE		771	8	1%	779
VITAS HEALTHCARE CORPORATION OF FLA	1	769	5	1%	775
FLORIDA GULF COAST UNIVERSITY		586	188	24%	774
PALACE NURSING HOME & REHAB CENTER		737	36	5%	773
BREVARD HEALTH ALLIANCE INC, THE		728	43	6%	771
DAIRY ROAD URGENT CARE	2	643	126	16%	771

COVID-19: testing by laboratory

Data through Apr 1, 2021 verified as of Apr 2, 2021 at 09:25 AM

Data in this report are provisional and subject to change.

The numbers in the table below represent the number of Florida and non-Florida residents for whom test results were received by the Department of Health. A person can be tested by more than one laboratory and can have both positive and negative results. **Therefore, the sum of the numbers in each column will be larger than the total number of people tested.**

Reporting lab	Inconclusive	Negative	Positive	Percent positive	Total
VENICE REGIONAL BAYFRONT HEALTH (PULMONARY)		637	129	17%	766
TELESCOPE HEALTH LLC	4	643	119	16%	766
MACDILL AIR FORCE BASE		712	51	7%	763
FLAGLER COUNTY HEALTH DEPARTMENT	3	587	172	23%	762
Victoria Nursing and Rehabilitation Center		707	53	7%	760
POINT WASHINGTON MEDICAL CLINIC	1	551	207	27%	759
WILLOWBROOKE COURT AT EDGEWATER POINTE ESTATES		743	9	1%	752
NORTHEAST FLORIDA NEUROLOGY CLINICS, INC		637	113	15%	750
Fernandina Beach Rehabilitation and Nursing Center	1	727	19	3%	747
CLARITY LABS		652	92	12%	744
SANTA ROSA MEDICAL GROUP		575	167	23%	742
ORLANDO HEALTH AND REHAB CENTER		696	44	6%	740
ADVENT HEALTH LAB - ORLANDO		434	305	41%	739
GULF COAST VILLAGE		702	37	5%	739
EXPRESS PHARMACY		683	55	7%	738
ETHOS WELLNESS PHARMACY		692	45	6%	737
KENDALL HEALTHCARE PROPERTIES DBA	2	705	27	4%	734
SOUTHEAST ALABAMA MEDICAL CENT		675	56	8%	731
FAMILY HEALTH CENTERS OF SOUTHWEST FLORIDA INC		643	83	11%	726
BETHESDA HEALTH URGENT CARE		603	120	17%	723
MOORINGS PARK INSTITUTE, INC, THE		693	28	4%	721
MAIN STREET MEDICAL CENTER		188	528	74%	716
DISNEY COVID TEST SITE		703	13	2%	716
Crestview Rehabilitation Center	5	580	129	18%	714
PHYSICIANS STAT LAB INC		626	87	12%	713
GRAND COURT TAMPA		701	4	1%	705
BOND AND STEELE CLINIC PA		503	202	29%	705
PALM GARDEN OF VERO BEACH		659	43	6%	702
AFC URGENT CARE CLEARWATER	1	171	526	75%	698
ADVENTHEALTH MEDICAL GROUP PROMPT CARE		500	196	28%	696
PREMIER MEDICAL LABORATORY SERVICES	2	468	225	32%	695
BOCA GRANDE HEALTH CLINIC		659	36	5%	695
MOUNT SINAI LABORATORY		656	32	5%	688
PEDIATRIC HEALTHCARE ALLIANCE		646	39	6%	685
NCH HEALTHCARE SYSTEM MICROBIOLOGY LAB		2	679	100%	681
CARITHERS PEDIATRIC GROUP		625	55	8%	680
SUWANNEE HEALTH AND REHABILITATION CENTER		670	5	1%	675
LIFE CARE CENTER OF ORANGE PARK		643	32	5%	675
TREE HOUSE PEDIATRICS PLLC		606	67	10%	673
ORANGE BLOSSOM FAMILY HEALTH		639	34	5%	673
MINI ER ADULT AND PEDIATRIC URGENT CARE		574	98	15%	672
MEDICAL FP - WHOLE FAMILY HEALTH CENTER		552	120	18%	672
GULF COAST MOLECULAR LABORATORIES	13	555	104	15%	672
MEDONE URGENT CARE CENTER		449	223	33%	672
JOHN KNOX VILLAGE HEALTH CENTER		642	26	4%	668
LIFE CARE CENTER OF PENSACOLA		619	49	7%	668

COVID-19: testing by laboratory

Data through Apr 1, 2021 verified as of Apr 2, 2021 at 09:25 AM

Data in this report are provisional and subject to change.

The numbers in the table below represent the number of Florida and non-Florida residents for whom test results were received by the Department of Health. A person can be tested by more than one laboratory and can have both positive and negative results. **Therefore, the sum of the numbers in each column will be larger than the total number of people tested.**

Reporting lab	Inconclusive	Negative	Positive	Percent positive	Total
THE PRESERVE		655	10	2%	665
ST JOHN'S NURSING CENTER		637	23	3%	660
RESTORE HEALTH URGENT CARE		529	131	20%	660
MEDICAL CENTER OF DELTONA, INC		556	103	16%	659
MANOR PINES CONVALESCENT CENTER LLC	1	636	22	3%	659
BUFFALO CROSSING HEALTHCARE & REHABILITATION CTR		641	16	2%	657
ALTAMONTE MD		460	196	30%	656
FORT MYERS INTERNAL MEDICINE, LLC		592	64	10%	656
BOND CLINIC PA PEDIATRICS DEPT		606	49	7%	655
POINT OF CARE TESTING SITE		630	25	4%	655
NATURE COAST MEDICAL GROUP		546	107	16%	653
PENSACOLA PEDIATRICS PA - TIGER POINT	21	624	8	1%	653
VETERANS AFFAIRS MEDICAL CENTER	1	41	607	94%	649
MAVERICK LABS		461	188	29%	649
J AND G MEDICAL GROUP LLC		535	112	17%	647
MANOR CARE HEALTH SERVICES - FT MYERS		619	26	4%	645
HOLMES REGIONAL MEDICAL CENTER		11	633	98%	644
CLEWISTON NURSING AND REHABILITATION CENTER		627	14	2%	641
MID-FLORIDA PATHOLOGY		476	162	25%	638
GOLDEN GLADES NURSING & REHABILITATION CTR		621	17	3%	638
LIFE CARE CENTER OF HILLIARD		616	22	3%	638
DIAMOND RIDGE HEALTH AND REHABILITATION		606	32	5%	638
WILLOW BROOKE COURT AT INDIAN RIVER ESTATES		591	44	7%	635
WHITE-WILSON MEDICAL CENTER - FORT WALTON BEACH		609	21	3%	630
PHYSICIANS PRIMARY CARE LAB	1	552	77	12%	630
MEDONE URGENT CARE AT ST. AUGUSTINE		214	414	66%	628
CITY MEDICAL OF NEW JERSEY, PC		572	56	9%	628
EDEN SPRINGS NURSING AND REHAB CENTER		515	111	18%	626
WATSON THERAPEUTICS INC	1	592	31	5%	624
BALDWIN PEDIATRICS	1	592	29	5%	622
VITAS HEALTHCARE CORP OF CENTRAL FL		597	25	4%	622
ARTHREX MEDICAL CENTER	1	503	117	19%	621
PEDIATRIC HEALTHCARE ALLIANCE PA		570	51	8%	621
NCH HEALTHCARE BONITA		482	135	22%	617
CLINICAL ENTERPRISE, INC		592	21	3%	613
SEBASTIAN RIVER MEDICAL CENTER	2	441	170	28%	613
NORTH FL SOUTH GA HCS-LAKE CITY		600	11	2%	611
HOLY CROSS HOSPITAL		12	598	98%	610
OCALA FAMILY MEDICAL CENTER INC	2	532	76	12%	610
VETERANS AFFAIRS MEDICAL CENTER - JAMES A HALEY			609	100%	609
EMERALD SHORES HEALTH AND REHABILITATION		510	97	16%	607
CONSULATE HEALTHCARE OF VERO BEACH	14	506	83	14%	603
NSPIRE HEALTHCARE MIAMI LAKES	8	581	14	2%	603
MAYFLOWER ASSISTED LIVING		596	6	1%	602
PATIENTS FIRST - MAHAN DRIVE		164	436	73%	600
BERNHARDT LABORATORIES	2	528	70	12%	600

COVID-19: testing by laboratory

Data through Apr 1, 2021 verified as of Apr 2, 2021 at 09:25 AM

Data in this report are provisional and subject to change.

The numbers in the table below represent the number of Florida and non-Florida residents for whom test results were received by the Department of Health. A person can be tested by more than one laboratory and can have both positive and negative results. **Therefore, the sum of the numbers in each column will be larger than the total number of people tested.**

Reporting lab	Inconclusive	Negative	Positive	Percent positive	Total
SABAL PALMS HEALTH AND REHAB		543	52	9%	595
DASCENA, INC	3	532	60	10%	595
BROOKDALE FORT MYERS CYPRESS LAKE		590	2	0%	592
PALM GARDEN OF TAMPA		558	29	5%	587
CLIFFORD CHESTER SIMS STATE VETERANS		575	12	2%	587
WHITE WILSON MEDICAL CENTER PA - NAVARRE		469	117	20%	586
CHILDRENS CLINIC WEST FLORIDA PEDIATRICS		534	51	9%	585
HMA SANTA ROSA MEDICAL CENTER LLC DBA		462	122	21%	584
BALDOMERO LOPEZ STATE VETERANS NURSING HOME	2	578	4	1%	584
PALM GARDEN OF CLEARWATER		565	18	3%	583
SHORELINE PHYSICIAN GROUP		364	219	38%	583
CONTINENTAL CLINICAL RESEARCH, LLC		524	56	10%	580
EXPRESS URGENT CARE LLC		1	578	100%	579
THERADOC		152	426	74%	578
DAVITA LABORATORY		471	104	18%	575
SOLARIS HEALTHCARE LAKE CITY		473	100	17%	573
PIONEER CLINICAL LAB LLC		467	106	18%	573
Plantation Bay Rehabilitation Center		548	24	4%	572
MANOR CARE NURSING CENTER OF SARASOTA FL LLC		485	87	15%	572
RAINBOW PEDIATRIC CENTER PA		535	37	6%	572
MEDICAL VB		451	121	21%	572
TENNESSEE DOH - NASHVILLE	2	504	66	12%	572
BAPTIST PRIMARY CARE	2	457	109	19%	568
AMERICA'S PHARMACY LLC		501	66	12%	567
CHILDRENS MEDICAL ASSOCIATION PA		504	60	11%	564
HEARTLAND PEDIATRICS OF LAKE WALES		509	55	10%	564
SEMINOLE NURSING PAVILION		554	8	1%	562
ECCOLAB GROUP	1	148	413	73%	562
PREMIER MEDICAL CENTER LLC	11	523	28	5%	562
BHA CENTRAL COUNTY CLINIC		491	70	12%	561
VALENCIA HILLS HEALTH AND REHABILITATION CENTER		546	13	2%	559
HARBOUR HEALTH CENTER		541	17	3%	558
MILLER BIOCONNECT		500	57	10%	557
SHORE ACRES CARE CENTER		520	36	6%	556
The Sands at South Beach		549	4	1%	553
HEALTH CENTER AT BRENTWOOD	1	506	46	8%	553
NEMOURS CHILDREN'S HOSPITAL		453	98	18%	551
VILLA MARIA NURSING & REHAB CENTER INC	1	536	14	3%	551
PALMETTO FAMILY HEALTHCARE	1	353	196	36%	550
Signature HealthCare Center of Waterford		517	32	6%	549
PALM GARDEN OF JACKSONVILLE	2	467	80	15%	549
VETERANS AFFAIRS MEDICAL CENTER - BAY PINES		18	529	97%	547
VITAE DIAGNOSTICS		534	13	2%	547
VETERANS AFFAIRS MEDICAL CENTER - GAINESVILLE		3	544	99%	547
FOUNTAIN MANOR HEALTH AND REHAB CENTER	1	526	20	4%	547
NCF DIAGNOSTICS & DNA TECHNOLOGIES	15	213	318	58%	546

COVID-19: testing by laboratory

Data through Apr 1, 2021 verified as of Apr 2, 2021 at 09:25 AM

Data in this report are provisional and subject to change.

The numbers in the table below represent the number of Florida and non-Florida residents for whom test results were received by the Department of Health. A person can be tested by more than one laboratory and can have both positive and negative results. **Therefore, the sum of the numbers in each column will be larger than the total number of people tested.**

Reporting lab	Inconclusive	Negative	Positive	Percent positive	Total
MINUTECLINIC LLC, #10357		541	3	1%	544
COASTAL URGENT CARE		428	116	21%	544
DOCTORS CENTER,THE		432	111	20%	543
MICHAEL A MIDDLETON MD PA□		516	25	5%	541
INTERNAL MEDICINE & PEDIATRICS OF TAMPA BAY PA		468	72	13%	540
MANOR OAKS NURSING & REHAB CENTER	5	531	2	0%	538
UNIVERSITY OF TAMPA INC, THE		524	13	2%	537
LIFEBRITE	2	325	207	39%	534
FLORIDA DEPARTMENT OF HEALTH IN CALHOUN COUNTY		403	131	25%	534
DOH - INDIAN RIVER		452	81	15%	533
QUOTIENT SCIENCES		516	17	3%	533
RICARDO NAVARRO DO PA		459	73	14%	532
NEW YORK HOSPITAL LABORATORIES	1	517	12	2%	530
DXTERITY DIAGNOSTICS	2	494	34	6%	530
AFC URGENT CARE FAMILY CARE			529	100%	529
MEDICAL CENTER CLINIC-IMMEDIATE CARE	1	423	104	20%	528
ARCPPOINTS LABS		461	67	13%	528
MED FAST URGENT CARE CENTER		260	268	51%	528
MINUTE CLINIC INCORPORATE		501	26	5%	527
HOPE HOSPICE AND COMMUNITY SERVICES INC	14	492	20	4%	526
MEMORIAL PEMBROKE 24/7 CARE CENTER		403	122	23%	525
RUSKIN HEALTH CENTER		314	210	40%	524
SIGNATURE HEALTHCARE OF BROOKWOOD GARDENS		518	6	1%	524
The Manor at Blue Water Bay		464	60	11%	524
FIRST CHOICE PEDIATRICS		422	101	19%	523
JACKSON MEMORIAL PERDUE MEDICAL CENTER		497	26	5%	523
WEST GABLES HEALTH CARE CENTER		509	10	2%	519
MEDLAB DIAGNOSTICS, LLC		477	41	8%	518
FLORIDA DEPARTMENT OF HEALTH CLAY COUNTY	1	415	98	19%	514
MEDFAST URGENT CARE CENTERS		231	281	55%	512
RIVER GARDEN HEBREW HOME FOR THE AGED		456	55	11%	511
JACKSON MEMORIAL LONG TERM CARE CENTER		482	29	6%	511
THE PALACE AT HOMESTEAD	1	490	20	4%	511
FLOMEDILAB		282	228	45%	510
FLORIDA HOSPITAL WAUCHULA		373	137	27%	510
Good Samaritan Society Kissimmee Village		445	65	13%	510
Southern Oaks Care Center	1	472	37	7%	510
AFC URGENT CARE		143	366	72%	509
ENZO CLINICAL LABS INC	3	481	25	5%	509
ST CLOUD REGIONAL MEDICAL CENTER CLINICAL LAB		394	113	22%	507
STEWART SEBASTIAN RIVER MEDICAL CENTER		451	56	11%	507
NAPLES CHILDREN'S URGENT CARE		447	59	12%	506
AFC URGENT CARE SEMINOLE	1		504	100%	505
AFC URGENT CARE TYRONE		3	502	99%	505
HILLCREST HEALTH CARE & REHABILITATION CENTER	3	486	15	3%	504
SUSANNA WESLEY HEALTH CENTER		465	37	7%	502

COVID-19: testing by laboratory

Data through Apr 1, 2021 verified as of Apr 2, 2021 at 09:25 AM

Data in this report are provisional and subject to change.

The numbers in the table below represent the number of Florida and non-Florida residents for whom test results were received by the Department of Health. A person can be tested by more than one laboratory and can have both positive and negative results. **Therefore, the sum of the numbers in each column will be larger than the total number of people tested.**

Reporting lab	Inconclusive	Negative	Positive	Percent positive	Total
BROWARD PARTNERSHIP	6	486	8	2%	500
LIFE CARE CENTER OF PALM BAY		471	28	6%	499
CLINICAL PATHOLOGY LABS		388	111	22%	499
CITRUS NURSING CENTER LLC		452	46	9%	498
SUNSHINE URGENT CARE LLC		342	152	31%	494
CARENOW	2	279	213	43%	494
ASCEND CLINICAL	7	415	71	14%	493
ORLANDO HEALTH CENTER FOR REHABILITATION		478	14	3%	492
DBI HEALTH INC		477	15	3%	492
FLORIDA HOSPITAL MEDICAL GROUP		290	202	41%	492
Palm Garden of Largo		487	4	1%	491
SANDBAY URGENT CARE		396	95	19%	491
MANOR AT CARPENTERS		458	32	7%	490
PW WINDERMERE SUBTENANT LLC		488	2	0%	490
PARKLANDS FACILITY INC	4	442	42	9%	488
FLO-MEDILAB SERVICES LLC		194	294	60%	488
LITTLE PINE PEDIATRICS PLLC	3	425	59	12%	487
Palm Garden of Ocala		389	98	20%	487
HERON POINTE HEALTH AND REHABILITATION	1	482	3	1%	486
BENTON PEDIATRICS INC		438	48	10%	486
WELL-BEING MEDICAL CENTER PLLC		442	43	9%	485
FHMG FLORIDA HOSPITAL MEDICAL GROUP		445	39	8%	484
NURSING PLUS OF BROWARD LLC	1	460	21	4%	482
NORTH FLORIDA RETIREMENT VILLAGE		479	2	0%	481
LAUDERDALE NURSING CENTER LLC	1	459	19	4%	479
SOLARIS HEALTHCARE OSCEOLA		455	24	5%	479
PALM GARDEN OF ORLANDO		446	33	7%	479
Colonial Lakes Health Care		433	45	9%	478
HARTS HARBOR HEALTH CARE CENTER		457	21	4%	478
Quest Diag Unspecifd	1	320	157	33%	478
MOBILE MEDICAL ASSOCIATES PL	17	408	52	11%	477
ADVENTHEALTH EXPRESS CARE AT WALGREENS 49TH STREET		405	71	15%	476
NAVAL HOSPITAL - JACKSONVILLE		137	339	71%	476
GOOD SAMARITAN CENTER		471	3	1%	474
ADVENT HEALTH - DELTONA ER		395	78	16%	473
Cypress Cove Care Center		371	100	21%	471
SOUTHERN LABORATORY SERVICES OF NWF		435	35	7%	470
MEDSCAN LABORATORY INC	1	253	214	46%	468
CONSULATE HEALTH CARE OF BAYONET POINT	4	456	7	1%	467
MAGNOLIA FAMILY URGENT CARE		421	46	10%	467
MEDIPATH		42	425	91%	467
PALM GARDEN OF WINTER HAVEN	3	447	16	3%	466
HOSPICE OF THE FLORIDA SUNCOAST,THE		463	3	1%	466
ANCIENT CITY PEDIATRICS	1	448	17	4%	466
BROOKDALE PALMER RANCH	1	407	57	12%	465
NEW YORK PRESBYTERIAN - CUMC CLINICAL		447	18	4%	465

COVID-19: testing by laboratory

Data through Apr 1, 2021 verified as of Apr 2, 2021 at 09:25 AM

Data in this report are provisional and subject to change.

The numbers in the table below represent the number of Florida and non-Florida residents for whom test results were received by the Department of Health. A person can be tested by more than one laboratory and can have both positive and negative results. **Therefore, the sum of the numbers in each column will be larger than the total number of people tested.**

Reporting lab	Inconclusive	Negative	Positive	Percent positive	Total
CARE ONE OF FLORIDA	1	318	146	31%	465
ELLENTON PEDIATRICS		445	19	4%	464
THE PALACE MANAGEMENT - THE PALACE AT CORAL GABLES		458	3	1%	461
NEW PLANT CITY FAMILY CARE	1	249	211	46%	461
Solaris Healthcare Daytona	2	411	47	10%	460
VITAS LUTHERAN TOWERS INPATIENT PROGRAM		394	64	14%	458
Williston Care Center		396	62	14%	458
GANDY CROSSING CARE CENTER	1	440	16	4%	457
ABBEY DELRAY		450	6	1%	456
CLARIDGE HOUSE NURSING CENTER		437	18	4%	455
MEMPHIS PATHOLOGY LABORATORY	5	427	23	5%	455
Darcy Hall Of Life Care		440	13	3%	453
Solaris HealthCare Windermere		420	32	7%	452
Q ANSWER LAB	1	392	59	13%	452
STARKE FAMILY MEDICAL CENTER		361	89	20%	450
BRISTOL AT TAMPA, THE	4	438	8	2%	450
Ocala Health and Rehabilitation Center		429	21	5%	450
URGENT CARE EXPRESS LLC		132	317	71%	449
ADDINGTON PLACE AT WELLINGTON GREEN		438	9	2%	447
BROOKSVILLE HEALTHCARE CENTER LLC		434	13	3%	447
EPN URGENT CARE		83	364	81%	447
DIAMOND RIDGE HEALTH AND REHABILITATION CENTER		424	22	5%	446
ADVENTHEALTH MEDICAL GROUP PROMPT CAR	1	324	121	27%	446
SMA SPECIALTY MEDICAL LAB		120	325	73%	445
Santa Rosa Center for Rehabilitation and Healing		374	71	16%	445
E-LAB OF FLORIDA		401	44	10%	445
HEALTHY STEPS PEDIATRICS		398	47	11%	445
NORTH FLORIDA REHABILITATION & SPECIALTY CARE		436	6	1%	442
TIDEWELL HOSPICE INC	2	433	7	2%	442
ASSOCIATESMD MEDICAL GROUP INC		379	63	14%	442
ORLANDO VA MEDICAL CENTER			442	100%	442
EMERITUS AT NAPLES	2	437	1	0%	440
ST ANDREWS BAY SKILLED NURSING &		378	61	14%	439
UNIVERSITY OF CENTRAL FLORIDA HEALTH SERVICES		424	14	3%	438
VITAS HEALTHCARE CORPORATION		432	5	1%	437
PRO HEALTH		188	248	57%	436
Bardmoor Oaks Healthcare and Rehabilitation Center		422	13	3%	435
SOLARIS HEALTHCARE MERRITT ISLAND		390	44	10%	434
APP-UNIPATH, LLC	2	416	15	3%	433
TRINITY REGIONAL REHAB CENTER		416	16	4%	432
FLORIDA HOSPITAL HEARTLAND MED CTR LAKE PLACID		330	101	23%	431
AVECINA MEDICAL JULINGTON	1	240	189	44%	430
FLORIDA DEPT OF HEALTH IN BREVARD COUNTY	3	364	63	15%	430
AMEERAH LABS, LLC	2	344	84	20%	430
ROLLINS COLLEGE WELLNESS CENTER		130	300	70%	430
BONIFAY NURSING AND REHAB CENTER		398	31	7%	429

COVID-19: testing by laboratory

Data through Apr 1, 2021 verified as of Apr 2, 2021 at 09:25 AM

Data in this report are provisional and subject to change.

The numbers in the table below represent the number of Florida and non-Florida residents for whom test results were received by the Department of Health. A person can be tested by more than one laboratory and can have both positive and negative results. **Therefore, the sum of the numbers in each column will be larger than the total number of people tested.**

Reporting lab	Inconclusive	Negative	Positive	Percent positive	Total
CHAUTAUQUA REHABILITATION AND NURSING CENTER		418	10	2%	428
PORT SAINT LUCIE HOSPITAL		418	9	2%	427
ABBOTT DIAGNOSTICS		408	18	4%	426
Parkview Rehabilitation Center at Winter Park		416	10	2%	426
Manatee Springs Rehabilitation and Nursing Center		405	20	5%	425
INDIAN RIVER CTR, LLC		374	51	12%	425
THE SPRINGS AT BOCA CIEGA BAY		413	11	3%	424
PINES OF SARASOTA		417	7	2%	424
BAPTIST PRIMARY CARE, INC		394	30	7%	424
Destin Healthcare and Rehabilitation Center	1	380	40	10%	421
LEHIGH REGIONAL MEDICAL CENTER LAB	2	372	47	11%	421
GARCIA CLINICAL LABORATORY		28	392	93%	420
UNIVERSITY OF TAMPA STUDENT HEALTH AND SHC CLINICAL LABORATORY		262	158	38%	420
TREASURE COAST COMMUNITY HEALTH	3	349	67	16%	419
CLERMONT HEALTH AND REHABILITATION CENTER		387	32	8%	419
KINDRED HOSPITAL	10	389	20	5%	419
QUALITOX LABORATORIES		236	181	43%	417
ORCHARD PARK HEALTH & REHABILITATION		411	5	1%	416
SOLARIS HEALTHCARE BAYONET POINT		398	17	4%	415
Life Care Center of Punta Gorda	1	399	14	3%	414
MOOSEHAVEN HEALTH CENTER		373	40	10%	413
FLORIDA DEPARTMENT OF HEALTH IN LIBERTY COUNTY	3	313	97	23%	413
PEDIATRICS BY THE SEA		396	17	4%	413
MINUTECLINIC LLC #3671		366	44	11%	410
Timberridge Center for Rehabilitation and Healing		375	35	9%	410
FLORIDA DEPARTMENT OF HEALTH		360	49	12%	409
WATERMARK LAKE POINTE WOODS LLC		391	18	4%	409
DIGNITY HEALING, LLC		394	15	4%	409
TIDE LABORATORIES		362	43	11%	405
BLOUNTSTOWN REHABILITATION CENTER LLC		298	106	26%	404
TRI-COUNTY NURSING AND REHABILITATION CENTER INC		389	15	4%	404
Bayside Care Center	1	382	20	5%	403
AYERS HEALTH & REHABILITATION CENTER		396	7	2%	403
Consulate Health Care of North Fort Myers		390	13	3%	403
HEALTHWORKS MED GROUP OF FLORIDA PA	3	391	8	2%	402
EMERALD COAST PEDIATRICS & ADOL		343	59	15%	402
BRIDGEWATER PARK HEALTH AND REHAB		370	31	8%	401
VILLAGE DOCTORS OF KEYSTONE		318	83	21%	401
PRINCIPLE LABORATORY	7	386	7	2%	400
LIFE CARE PONTE VEDRA INC		388	11	3%	399
FAMILY CARE PARTNERS OF NORTHEAST FLORIDA LLC		325	74	19%	399
SUNLAND MARIANNA COX MEDICAL CENTER		356	43	11%	399
PALM GARDEN OF WEST PALM BEACH	4	379	15	4%	398
ADVENTHEALTH EXPRESS CARE AT		326	72	18%	398
PLANT CITY PEDIATRICS	1	322	75	19%	398
ADVENT HEALTH - WESTCHASE ER		342	54	14%	396

COVID-19: testing by laboratory

Data through Apr 1, 2021 verified as of Apr 2, 2021 at 09:25 AM

Data in this report are provisional and subject to change.

The numbers in the table below represent the number of Florida and non-Florida residents for whom test results were received by the Department of Health. A person can be tested by more than one laboratory and can have both positive and negative results. **Therefore, the sum of the numbers in each column will be larger than the total number of people tested.**

Reporting lab	Inconclusive	Negative	Positive	Percent positive	Total
ST PETERSBURG PEDIATRICS-PARK BLVD		361	35	9%	396
AVANTE AT OCALA INC	2	362	31	8%	395
MINI ER AND URGENT CARE		289	105	27%	394
AMBULATORY SURGERY CENTER OF BOCA RATON LTD		390	4	1%	394
DIAGNOSTIC & CLINICAL CARE SERVICES INC DBA		316	78	20%	394
Life Care Center of Ocala		323	69	18%	392
SEASIDE HEALTH AND REHABILITATION CENTER		334	58	15%	392
LIFE CARE CENTER OF WINTER HAVEN		374	18	5%	392
PALMS OF SEBRING		356	34	9%	390
PruittHealth Panama City	1	325	64	16%	390
BARBER		13	376	97%	389
NATIONS BEST FAMILY HEALTH CARE		207	180	47%	387
UR MEDICINE LABS- CENTRAL LABORATORY		361	24	6%	385
ADVENT HEALTH - TIMBERRIDGE ER		321	62	16%	383
PEDIATRIC ASSOCIATES OF OCALA PA		349	32	8%	381
BROOKDALE PADDOCK HILLS	2	377	2	1%	381
ST PETERSBURG PEDIATRICS-SEMINOLE BLVD		312	68	18%	380
MANOR CARE OF BOYNTON BEACH LLC		356	24	6%	380
FAMILY EXPRESS URGENT CARE		5	375	99%	380
Stacey Health Care Centers Inc. dba Riverside Care Center		349	30	8%	379
BARTON HEALTH ALLIANCE	3	331	45	12%	379
SERENADES IN THE VILLAGES		325	53	14%	378
ORCHARD RIDGE CARE AND REHABILITATION CENTER		359	19	5%	378
BAYA PHARMACY WEST		8	368	98%	376
HCSO OCCUPATIONAL HEALTH AND WELLNESS CENTER		299	77	20%	376
FLORIDA HEART & VASCULAR MULTISPECIALTY GROUP PA		276	99	26%	375
SPECIALTY HEALTH AND REHABILITATION CENTER		350	25	7%	375
FAIR HAVENS CENTER, OPCO		367	7	2%	374
HEALTH PARK CARE CENTER		368	6	2%	374
ACCESS MEDICAL CENTER	1	344	29	8%	374
ELMCROFT PINECREST	1	348	25	7%	374
WHITE-WILSON MEDICAL CENTER - NICEVILLE		332	41	11%	373
TUSKAWILLA NURSING AND REHAB CENTER	2	364	7	2%	373
HARDEE MANOR HEALTH CARE CENTER	1	368	3	1%	372
WELL HEALTH WORKS	1	329	42	11%	372
JAMES A HALEY VETERANS HOSPITAL			372	100%	372
HENDRY REGIONAL MEDICAL CENTER		107	265	71%	372
BROOKDALE LAKE TAVARES		365	6	2%	371
URGENT CARE BETHESDA	1	318	52	14%	371
SEA BREEZE REHAB AND NURSING CENTER		361	9	2%	370
SIGNATURE HEALTHCARE OF NORTH FLORIDA		366	4	1%	370
INFORM DIAGNOSTICS		360	9	2%	369
ADVENT HEALTH - TAMPA		148	221	60%	369
ATLANTIC SHORES NURSING AND REHAB CENTER	1	357	10	3%	368
HEALTH CENTRAL PARK		301	66	18%	367
TRENTON MEDICAL CENTER INC DBA PALMS MEDICAL GROUP	4	270	93	25%	367

COVID-19: testing by laboratory

Data through Apr 1, 2021 verified as of Apr 2, 2021 at 09:25 AM

Data in this report are provisional and subject to change.

The numbers in the table below represent the number of Florida and non-Florida residents for whom test results were received by the Department of Health. A person can be tested by more than one laboratory and can have both positive and negative results. **Therefore, the sum of the numbers in each column will be larger than the total number of people tested.**

Reporting lab	Inconclusive	Negative	Positive	Percent positive	Total
ONESTOP MEDICAL AND URGENT CARE LLC		319	47	13%	366
SOLARIS HEALTHCARE PARKWAY	2	347	17	5%	366
VETERANS AFFAIRS MEDICAL CENTER - LAKE CITY		52	314	86%	366
EPWORTH VILLAGE RETIREMENT COMMUNITY		360	6	2%	366
HOLISTIX TREATMENT CENTERS		355	10	3%	365
Bay Breeze Senior Living and Rehabilitation Center		311	53	15%	364
VILLAGE DOCTORS FAMILY MEDICAL CENTER OF		300	64	18%	364
OCEAN VIEW NURSING AND REHAB CENTER		345	17	5%	362
6TH MEDICAL GROUP - MCDILL AFB		335	27	7%	362
AZALEA TRACE PHYSICIAN SERVICES		357	4	1%	361
SABAL DIRECT PRIMARY CARE, PA		299	62	17%	361
WALGREENS 3173		328	32	9%	360
HARDEE COUNTY HEALTH DEPARTMENT		289	70	19%	359
HAINES CITY REHABILITATION AND NURSING CENTER		334	24	7%	358
SANFORD LABORATORIES		332	26	7%	358
SUN COUNTRY PEDIATRICS PLLC	9	318	31	9%	358
AVANTE AT MT DORA		350	7	2%	357
ENCOMPASS HEALTH REHABILITATION HOSPITAL OF SUNRISE	8	342	7	2%	357
ROSEWOOD HEALTH AND REHABILITATION CENTER		335	22	6%	357
TAMARAC REHABILITATION & HEALTH CENTER		353	4	1%	357
Palmetto Subacute Care Center		343	11	3%	354
BAY VILLAGE OF SARASOTA INC		351	3	1%	354
MANORCARE HEALTH SERVICES - VENICE		299	55	16%	354
COLOR GENOMICS, INC.	2	345	6	2%	353
SPRINGTREE REHAB & HEALTH CARE CENTER		329	24	7%	353
BAYSHORE DIAGNOSTICS		311	42	12%	353
Marshall Health and Rehabilitation Center		304	49	14%	353
MEDFAST URGENT CARE CENTER		122	230	65%	352
MY CLINICAL LAB		223	129	37%	352
VILLAGE AT VIENNA SQUARE,THE	6	329	17	5%	352
SAMANTHA WILSON CARE CENTER	4	338	10	3%	352
CORAL BAY HEALTHCARE AND REHABILITATION	1	338	12	3%	351
PEDIATRIC HEALTH CARE ALLIANCE, PA		315	35	10%	350
FAIRWAY OAKS CENTER LLC	6	338	6	2%	350
EXCEL PEDIATRICS		297	52	15%	349
FL HUD DESTIN, LLC D/B/A GRAND BOULEVARD HEALTH		310	39	11%	349
BAPTIST PRIMARY CARE INC	1	320	26	7%	347
HEALTH DESIGNS		332	14	4%	346
OKEECHOBEE COUNTY HEALTH DEPT	1	248	97	28%	346
ARCPPOINT LABS OF SARASOTA MANATEE		266	79	23%	345
USAFSAM/PHE		174	170	49%	344
KISSIMMEE FACILITY OPERATIONS LLC		320	24	7%	344
CORAL TRACE HEALTH CARE	2	337	5	1%	344
FLORIDA HEALTH CARE PLANS			342	100%	342
HOLIDAY CVS LLC DBA CVS/PHARMACY #0440		328	14	4%	342
SELECT REFERENCE LABORATORIES, LLC	1	329	12	4%	342

COVID-19: testing by laboratory

Data through Apr 1, 2021 verified as of Apr 2, 2021 at 09:25 AM

Data in this report are provisional and subject to change.

The numbers in the table below represent the number of Florida and non-Florida residents for whom test results were received by the Department of Health. A person can be tested by more than one laboratory and can have both positive and negative results. **Therefore, the sum of the numbers in each column will be larger than the total number of people tested.**

Reporting lab	Inconclusive	Negative	Positive	Percent positive	Total
PENSACOLA PEDIATRICS, PA		325	17	5%	342
Coastal Health and Rehabilitation Center		330	11	3%	341
ADVENT HEALTH CENTRA CARE - PALM COAST		80	261	77%	341
24/7 PEDIATRIC CARE CENTERS INC		319	21	6%	340
CRONOS CLINICAL LABORATORY	22	227	91	27%	340
ELMHURST HOSPITAL CENTER	1	310	29	9%	340
LAKE EUSTIS HEALTH AND REHABILITATION CENTER		332	8	2%	340
MEDICAL CENTER AT OCEAN REEF,THE		321	17	5%	338
AVANTE AT LEESBURG INC		335	2	1%	337
CHURCH OF SCIENTOLOGY FLAG SERVICE ORGANIZATION		333	3	1%	336
KEY WEST HEALTH AND REHAB	1	326	8	2%	335
COMMUNITY HEALTH AND REHABILITATION CENTER		272	62	19%	334
AVENTURA REHAB AND NURSING CENTER		319	15	4%	334
The Care Center at Pinellas Park	1	324	8	2%	333
NORTH PINELLAS STATMED QUICK QUALITY CLINICS		236	97	29%	333
PEDIATRICS IN BREVARD PA		277	54	16%	331
ST CATHERINE'S WEST REHABILITATION HOSPITAL		317	13	4%	330
MIDWAY SPECIALTY CARE CENTER	3	213	114	35%	330
Life Care Center at Inverrary		321	9	3%	330
Life Care Center at Wells Crossing		309	21	6%	330
ESTERO ISLAND MEDICAL CENTER		262	68	21%	330
DEPARTMENT OF HEALTH BUREAU OF FAMILY		323	6	2%	329
PALMS REHABILITATION AND HEALTHCARE CENTER		291	38	12%	329
LASER & SURGERY CENTER OF THE PALM BEACHES□		326	2	1%	328
RIVERS FAMILY MEDICINE PA		247	81	25%	328
TAVARES PEDIATRICS		277	51	16%	328
Vi at Lakeside Village Skilled Nursing		314	14	4%	328
PALM BEACH PEDIATRICS PA	2	282	43	13%	327
MY HEALTHY BLUEPRINT BY BAPTIST HEALTH CARE		275	52	16%	327
SILVER CREEK SENIOR LIVING COMMUNITY		321	5	2%	326
SOUTHWEST ORLANDO FAMILY MEDICINE, PL		273	53	16%	326
ARGO SENIOR LIVING AT HAVERHILL		305	20	6%	325
PIONEER CLINICAL LAB, LLC		212	113	35%	325
LabCorp (Non-Interfaced)	1	127	196	60%	324
ADVANCED AMBULATORY SURGERY CENTER		311	13	4%	324
PALM BEACH COUNTY FIREFIGHTERS HEALTH CLINIC, LLC		274	50	15%	324
DELTONA HEALTH CARE		300	24	7%	324
JACKSON PLAZA NURSING & REHAB CENTER	6	309	8	2%	323
GOOD SAMARITAN SOCIETY-DAYTONA		302	21	7%	323
Solaris Healthcare Lake Bennet		287	36	11%	323
KENNEDY PAIN CLINIC GROUP LLC		289	33	10%	322
BEAR CREEK NURSING CENTER		316	5	2%	321
CHEEK AND SCOTT DRUGS INC		268	52	16%	320
JACKSONVILLE KIDS PEDIATRICS, PLLC		285	35	11%	320
PENSACOLA PEDIATRICS - PACE		307	12	4%	319
PruittHealth Santa Rosa		225	94	29%	319

COVID-19: testing by laboratory

Data through Apr 1, 2021 verified as of Apr 2, 2021 at 09:25 AM

Data in this report are provisional and subject to change.

The numbers in the table below represent the number of Florida and non-Florida residents for whom test results were received by the Department of Health. A person can be tested by more than one laboratory and can have both positive and negative results. **Therefore, the sum of the numbers in each column will be larger than the total number of people tested.**

Reporting lab	Inconclusive	Negative	Positive	Percent positive	Total
Heartland Healthcare of Ft. Myers	1	316	1	0%	318
AMERICAN FINNISH NURSING HOME	2	308	8	3%	318
Solaris Healthcare Coconut Creek		312	6	2%	318
BIOCEPT		296	22	7%	318
REHABILITATION CENTER OF LAKE CITY, THE		289	28	9%	317
PHYSICIANS REGIONAL WALK-IN		190	127	40%	317
Avante at Inverness		314	3	1%	317
REGENTS PARK OF BOCA RATON		314	3	1%	317
WIMAUMA COMMUNITY HEALTH CENTER		259	57	18%	316
FAMILY CARE PARTNERS OF NE FLORIDA LLC		242	73	23%	315
HOLLEY NAVARRE MEDICAL CLINIC		236	79	25%	315
ROSEN MEDICAL CENTER		274	41	13%	315
MEDEXPRESS LUTZ		3	311	99%	314
ST LUCIE EMPLOYEE HEALTH & WELLNESS CENTER		308	6	2%	314
AVELLINO LAB USA, INC	1	300	12	4%	313
FRICKS PHARMACY		250	63	20%	313
GENESIS MEDICAL LABORATORY MIAMI FL.		83	230	73%	313
The Grove Health and Rehabilitation		289	24	8%	313
SIGNATURE HEALTHCARE AT THE COURTYARD		266	47	15%	313
MANORCARE AT LELY PALMS		307	5	2%	312
THE VILLAGES REGIONAL HOSPITAL FREESTANDING		274	38	12%	312
Life Care Center of Sarasota		298	13	4%	311
ST JAMES HEALTH AND REHABILITATION CENTER		224	87	28%	311
ST JUDE CHILDREN'S RESEARCH HOSPITAL		295	15	5%	310
LUTHERAN HAVEN		300	9	3%	309
HEATHER HILL HEALTHCARE CENTER		262	46	15%	308
Avante at St Cloud, Inc.		297	9	3%	306
HOMESTEAD MANOR	2	262	41	13%	305
SAINTS 120 LLC	1	270	34	11%	305
LAKELAND REGIONAL HEALTH SYSTEMS INC		39	266	87%	305
CLARE BRIDGE ORMOND BEACH	1	303			304
LA MER NH LLC		298	5	2%	303
MANOR CARE OF NAPLES FL LLC		298	3	1%	301
ORLANDO ORTHOPAEDIC OUTPATIENT SURGERY CENTER LLC		298	3	1%	301
HUNT CLUB PEDIATRIC ASSOCIATES, P.A.		259	41	14%	300
TALLAHASSEE NHHI LLC	1	271	27	9%	299
OSPREY LODGE		240	59	20%	299
BOCA BIOLISTICS REFERENCE LABORATORY	2	185	112	37%	299
METROPOLITAN HOSPITAL CENTER		292	7	2%	299
BUENA VISTA URGENT CARE		264	34	11%	298
FLETCHER HEALTH AND REHABILITATION CENTER		297	1	0%	298
CROSS POINTE CARE CENTER	2	290	6	2%	298
FLORIDA KEYS PEDIATRICS & ADOLESCENT CENTER		281	16	5%	297
BROOKDALE DESTIN		284	12	4%	296
LAKE PARK OF MADISON		285	11	4%	296
EDGEWATER AT WATERMAN VILLAGE, THE		279	16	5%	295

COVID-19: testing by laboratory

Data through Apr 1, 2021 verified as of Apr 2, 2021 at 09:25 AM

Data in this report are provisional and subject to change.

The numbers in the table below represent the number of Florida and non-Florida residents for whom test results were received by the Department of Health. A person can be tested by more than one laboratory and can have both positive and negative results. **Therefore, the sum of the numbers in each column will be larger than the total number of people tested.**

Reporting lab	Inconclusive	Negative	Positive	Percent positive	Total
BOULEVARD REHABILITATION CENTER		281	14	5%	295
BAY COUNTY SHERIFFS OFFICE JAIL FACILITY		249	45	15%	294
ARCPPOINT LABS OF ST PETERSBURG		209	85	29%	294
LONGWOOD FAMILY PRACTICE		225	69	23%	294
Avante at Orlando	1	287	6	2%	294
DAYTONA BEACH HEALTH AND REHAB CENTER		292	2	1%	294
SILVERCREST HEALTH AND REHABILITATION CENTER	3	282	8	3%	293
CONSULATE HEALTH CARE OF SAFETY HARBOR		286	7	2%	293
NORTHWEST MEDICAL CENTER CLINICAL LABORATORY		175	118	40%	293
RULEME CENTER	2	263	27	9%	292
BIOIQ		243	48	16%	291
CENTERSTONE OF FLORIDA		267	24	8%	291
AVON PARK PEDIATRICS INC	3	261	27	9%	291
LODGE HEALTH AND REHABILITATION CENTER, THE		258	32	11%	290
LUIS A GHIGLINO MD PA		281	9	3%	290
HOSPICE OF LAKE & SUMTER INC	1	283	6	2%	290
PALM GARDEN OF GAINESVILLE	2	285	2	1%	289
AUBURN UNIVERSITY MEDICAL CLINIC		227	62	21%	289
AMERICAN HEALTH ASSOCIATES INC	1	270	18	6%	289
ACCURATE DIAGNOSTIC LABS, INC		270	17	6%	287
Concordia Village of Tampa AL		282	5	2%	287
LORI MCAULIFFE MD PA		255	32	11%	287
TIERRA PINES CENTER		275	12	4%	287
DOCTORS MEMORIAL HOSPITAL		157	130	45%	287
SARAPATH DIAGNOSTICS		162	124	43%	286
RENAISSANCE AT THE TERRACES		284	2	1%	286
W FRANK WELLS NURSING HOME		257	29	10%	286
PERSONALIZED GENETIC TESTING	1	189	95	33%	285
West Melbourne Health and Rehabilitation Center		284	1	0%	285
Surrey Place Healthcare and Rehabilitation		281	2	1%	283
AURORA DIAGNOSTICS BERNHARDT LABORATORIES PATHOLOGY SERVICE		190	93	33%	283
STERLING HOUSE OF DELAND		281	1	0%	282
WHITE WILSON MEDICAL IMMEDIATE CARE NICEVILLE		65	217	77%	282
MACCLENLY NURSING AND REHAB		263	18	6%	281
RIVERWOOD HEALTH NH LLC		242	39	14%	281
MADISON FACILITY INC		278	3	1%	281
RITECARE MEDICAL CENTER		203	78	28%	281
Sunset Point Center		277	4	1%	281
FLORIDA ATLANTIC UNIVERSITY STUDENT HEALTH		232	48	17%	280
BAYA POINTE NURSING AND REHABILITATION		197	83	30%	280
Solaris HealthCare Imperial		272	8	3%	280
DAVID SCOTT MADWAR MD PA		252	28	10%	280
renaissance health and rehabilitation center		259	20	7%	279
VILLAGE PLACE NH LLC		255	24	9%	279
BHA TITUSVILLE CLINIC		262	17	6%	279
WESTCHESTER GARDENS LIMITED PARTNERSHIP		272	6	2%	278

COVID-19: testing by laboratory

Data through Apr 1, 2021 verified as of Apr 2, 2021 at 09:25 AM

Data in this report are provisional and subject to change.

The numbers in the table below represent the number of Florida and non-Florida residents for whom test results were received by the Department of Health. A person can be tested by more than one laboratory and can have both positive and negative results. **Therefore, the sum of the numbers in each column will be larger than the total number of people tested.**

Reporting lab	Inconclusive	Negative	Positive	Percent positive	Total
PAVILION FOR HEALTHCARE, THE		275	3	1%	278
FLORIDA STATE HOSPITAL CLINICAL LABORATORY		276	2	1%	278
Crossbreeze care center	1	274	2	1%	277
Rehabilitation Center for Park Place LLC		266	11	4%	277
PRUITT HEALTH-SANTA ROSA		275	2	1%	277
HARBOURWOOD	1	272	4	1%	277
CYPRESS COVE		270	6	2%	276
HAVEN OF OUR LADY OF PEACE INC		268	8	3%	276
VILLAGES REGIONAL HOSPITAL SURGERY CENTER LLC, THE		218	58	21%	276
STATMED QUICK QUALITY CLINIC AT NORTH PINELLAS		66	209	76%	275
USA HEALTH UNIVERSITY HOSPITAL CLINICAL LABORATORY	1	264	10	4%	275
Chatsworth at PGA National, LLC		262	12	4%	274
Glades West Rehabilitation and Nursing Center		266	8	3%	274
CITY OF PORT SAINT LUCIE		252	22	8%	274
CHIPOLA HEALTH AND REHAB		255	18	7%	273
PARTICLE THEORY LABS		251	22	8%	273
NASSAU COUNTY JAIL		229	43	16%	272
FOUNTAIN INN NURSING & REHABILITATION CTR, INC		265	6	2%	271
WESTWOOD HEALTHCARE SNF		225	46	17%	271
PBC FIREFIGHTER BENEFIT FUND WELLNESS CENTER		225	45	17%	270
Premier Place at The Glenview		261	9	3%	270
VETERANS AFFAIRS MEDICAL CENTER - MIAMI		2	268	99%	270
APLS SERVICES LLC D/B/A CLEAR DIAGNOSTICS	12	254	2	1%	268
ADVENT HEALTH CENTRA CARE - ORMOND BEACH		113	155	58%	268
ADVENT HEALTH CARE CENTER	9	246	13	5%	268
PROTEUS MOLECULAR AND CLINICAL LAB	1	155	112	42%	268
ABBOTT LABORATORIES		166	102	38%	268
LAKESIDE NEUROLOGIC		257	11	4%	268
BRENTWOOD RETIREMENT COMMUNITY	5	232	31	12%	268
ARBOR FACILITY INC		264	3	1%	267
FIRST CHOICE PRIMARY CARE		212	53	20%	265
DE LUNA HEALTH AND REHABILITATION CENTER		242	23	9%	265
SERANADES BY SONATA WEST ORANGE		236	29	11%	265
LIFE HOPE LABS, LLC		260	5	2%	265
PONTE VEDRA GARDENS		263	1	0%	264
CHIPOLA MEDICAL ASSOCIATES, LLC		186	76	29%	262
BROWARD NURSING & REHABILITATION CTR	8	240	14	5%	262
Cross Gardens Care Center		260	1	0%	261
CLIFFORD CHESTER SIMS VA NURSING HOME		251	9	3%	260
CONSULATE HEALTHCARE OF KISSIMMEE		247	12	5%	259
SUNCOAST URGENT CARE		198	61	24%	259
ALLIANCE PEDIATRICS PA		253	5	2%	258
JACKSONVILLE VA UNIVERSITY OPC	4	246	8	3%	258
AZALEA TRACE		245	13	5%	258
AMELIA MEDICAL CARE		107	151	59%	258
FLORIDA WOMAN CARE LABORATORY LLC		232	26	10%	258

COVID-19: testing by laboratory

Data through Apr 1, 2021 verified as of Apr 2, 2021 at 09:25 AM

Data in this report are provisional and subject to change.

The numbers in the table below represent the number of Florida and non-Florida residents for whom test results were received by the Department of Health. A person can be tested by more than one laboratory and can have both positive and negative results. **Therefore, the sum of the numbers in each column will be larger than the total number of people tested.**

Reporting lab	Inconclusive	Negative	Positive	Percent positive	Total
Solaris Senior Living North Naples ALF		248	9	4%	257
JACKSONVILLE UNIVERSITY	1	243	13	5%	257
ADVENT HEALTH - ORLANDO		195	61	24%	256
NORTH FLORIDA PEDIATRICS - MARIANNA		217	39	15%	256
INNOVATIVE GENOMICS, LLC		222	33	13%	255
BOND CLINIC, PA		187	67	26%	254
MIAMI JEWISH HEALTH SYSTEMS, INC	4	241	9	4%	254
FORT MYERS REHABILITATION AND NURSING CENTER		228	26	10%	254
MARTIN MEMORIAL MEDICAL CENTER LAB		128	126	50%	254
WASHINGTON REHAB AND NURSING		243	10	4%	253
SHELL POINT VILLAGE MEDICAL CENTER		246	7	3%	253
FAMILY MEDICAL CARE OF PALM BEACH		190	61	24%	251
STUART - FAIRGROUNDS		219	32	13%	251
CONEY ISLAND HOSPITAL		244	7	3%	251
LAKEVIEW INTERNAL MEDICINE		189	62	25%	251
BUREAU OF CLINICAL LABORATORIES		209	41	16%	250
TERRACES OF LAKE WORTH CARE CENTER		237	12	5%	249
ST MARK VILLAGE	1	243	5	2%	249
CARRINGTON PLACE OF ST PETE LLC		242	6	2%	248
ELLENTON PEDIATRICS PA		233	15	6%	248
AFTER HOURS PEDIATRICS INC	1	1	246	99%	248
WALGREENS 10670		215	32	13%	247
KR at Hillsborough Lakes/Lutz Healthcare		237	10	4%	247
CONCIMED LLC		223	24	10%	247
FLORIDA CLINICAL LABORATORY-BIOREFERENCE LABORATORIES		96	151	61%	247
ADVENTHEALTH EXPRESS CARE AT WESLEY CH		218	28	11%	246
Heritage Healthcare at Tallahassee		239	7	3%	246
University Crossing		246			246
AVECINA MOBILE		121	125	51%	246
HEARTLAND PEDIATRICS OF LAKE PLACID PA	1	215	30	12%	246
BAYVIEW CENTER		240	5	2%	245
ROSEWOOD HEALTHCARE & REHABILITATION CENTER		239	6	2%	245
Chatham Glen Healthcare and Rehabilitation Center		236	8	3%	244
MALABAR/ADVENT CENTRA CARE		48	196	80%	244
DOS OF NORTH SHORES NURSING & REHAB CENTER		243			243
Consulate Health Care of St. Petersburg		235	7	3%	242
ARCHER HEALTH VENTURES, LLC		217	25	10%	242
SEAVIEW NURSING AND REHABILITATION CENTER		233	9	4%	242
GOOD SAMARITAN CARES		236	5	2%	241
HOMESTEAD VILLAGE		230	11	5%	241
UCC - WELLINGTON		3	238	99%	241
WHITE WILSON MEDICAL CENTER IMMEDIATE CARE		132	108	45%	240
CLARE BRIDGE OF SARASOTA		238	2	1%	240
TGH		1	239	100%	240
FELLOWSHIP HOME AT THE FAIRWAY LLC		233	7	3%	240
PALM GARDEN OF AVENTURA		236	3	1%	239

COVID-19: testing by laboratory

Data through Apr 1, 2021 verified as of Apr 2, 2021 at 09:25 AM

Data in this report are provisional and subject to change.

The numbers in the table below represent the number of Florida and non-Florida residents for whom test results were received by the Department of Health. A person can be tested by more than one laboratory and can have both positive and negative results. **Therefore, the sum of the numbers in each column will be larger than the total number of people tested.**

Reporting lab	Inconclusive	Negative	Positive	Percent positive	Total
220 GOLDEN, LLC	1	222	16	7%	239
AMERICAN HOUSE SENIOR LIVING		189	50	21%	239
ORANGE COUNTY HEALTH DEPT		228	11	5%	239
SOUTHLAND SUITES OF ORMOND BEACH	4	234			238
JUPITER MEDICAL CENTER URGENT CENTER		194	43	18%	237
ST AUGUSTINE HEALTH & REHAB CENTER		235	1	0%	236
ARDEN COURTS OF TAMPA	2	229	5	2%	236
POMPANO REHABILITATION AND NURSING CTR		236			236
REGENTS PARK AT AVENTURA		221	14	6%	235
OAK HAMMOCK AT THE UNIVERSITY OF FLORIDA		229	6	3%	235
BAY TREE CARE AND REHABILITATION CENTER		197	38	16%	235
ATLANTIC URGENT CARE		155	78	33%	233
MANDARIN PEDIATRICS		210	22	9%	232
SIGNATURE HEALTHCARE OF ORANGE PARK		229	3	1%	232
STERLING HOUSE OF WINTER HAVEN		229	3	1%	232
HOLISTIC PEDIATRICS GROUP LLC		210	21	9%	231
Orchid Cove at Sarasota		230	1	0%	231
ManorCare Health Services-Palm Harbor	1	229	1	0%	231
EDGEWOOD NURSING CENTER		221	10	4%	231
ST VINCENT'S AMBULATORY CARE INC DBA	2	197	31	13%	230
LYNN HAVEN SPORTS COMPLEX-WALKON CLINIC		21	209	91%	230
ST ANTHONYS REHABILITATION HOSPITAL	9	218	2	1%	229
EVENT MED SERVICES LABORATORY		224	5	2%	229
ST JOSEPH'S HOSPITAL LABORATORY			229	100%	229
VI AT BENTLEY VILLAGE HOME CARE		228	1	0%	229
Lake Port Square Health Center		212	17	7%	229
MIAMI CEREBRAL PALSY RESIDENTIAL		227	1	0%	228
CCS - JOSEPH V CONTE		226	2	1%	228
BAPTIST HEALTH URGENT CARE AT PLANTATION		185	43	19%	228
AVANTE AT ORMOND BEACH INC		221	6	3%	227
SAMIR EBEID MD		203	23	10%	226
SURREY PLACE CARE CENTER		219	7	3%	226
Lakewood Nursing Center		197	29	13%	226
HOSPICE OF ST FRANCIS INC		219	7	3%	226
PARKS HEALTHCARE & REHABILITATION CTR	4	211	11	5%	226
THE RESIDENCE AT TIMBER PINES	4	196	25	11%	225
ASCENSION MEDICAL GROUP		5	220	98%	225
MARTIN ACQUISITION 1 LLC DBA		211	14	6%	225
PADDOCK RIDGE		222	3	1%	225
BARTRAM CROSSING		224			224
DISCOVERY VILLAGE AT MELBOURNE		197	27	12%	224
OAKBROOK HEALTH AND REHABILITATION CENTER	1	209	14	6%	224
FORT PIERCE HEALTH CARE		217	7	3%	224
LCS SANDHILL COVE LLC DBA	6	208	9	4%	223
BAPTIST HEALTH SOUTH FLORIDA - WEST BOCA URGENT CARE		177	46	21%	223
WIREGRASS DIRECT PRIMARY CARE PLLC		190	33	15%	223

COVID-19: testing by laboratory

Data through Apr 1, 2021 verified as of Apr 2, 2021 at 09:25 AM

Data in this report are provisional and subject to change.

The numbers in the table below represent the number of Florida and non-Florida residents for whom test results were received by the Department of Health. A person can be tested by more than one laboratory and can have both positive and negative results. **Therefore, the sum of the numbers in each column will be larger than the total number of people tested.**

Reporting lab	Inconclusive	Negative	Positive	Percent positive	Total
LEHIGH VALLEY GENOMICS			223	100%	223
PINNACLES PEDS CARE PA		222			222
NORTH FLORIDA PEDIATRICS PA - DUVAL		193	29	13%	222
LAKESIDE HEALTH CENTER		222			222
NSPIRE HEALTHCARE LAUDERHILL		215	6	3%	221
CONCORD LIFE SCIENCES LLC	2	201	17	8%	220
ADVENT HEALTH - LAKE NONA		191	29	13%	220
Signature healthcare of Jacksonville		215	5	2%	220
MORSELIFE MEMORY CARE RESIDENCE		211	9	4%	220
Boynton Beach Rehabilitation Center	2	213	4	2%	219
IMA MEDICAL GROUP		151	68	31%	219
CORAL REEF NURSING & REHABILITATION CENTER		213	6	3%	219
COLONY CLUB ALF,THE	1	205	13	6%	219
DOCTORS MEMORIAL FAMILY MEDICINE	2	151	66	30%	219
ANGELS DIAGNOSTIC GROUP		174	45	21%	219
SANDY PINES	2	195	22	10%	219
WOOD LAKE HEALTH AND REHABILITATION CENTER		219			219
CONSULATE HEALTH CARE OF MELBOURNE		214	5	2%	219
ADVENT HEALTH CENTRA CARE - DAYTONA BEACH		94	124	57%	218
CORAL GABLES NURSING & REHABILITATION CENTER		207	10	5%	217
THE MANOR AT CARPENTERS		185	32	15%	217
VETERANS AFFAIRS ORLANDO VA MEDICAL CENTER			217	100%	217
ST. CLOUD REGIONAL MEDICAL CENTER		199	18	8%	217
BORLAND GROOVER CLINIC	1	179	37	17%	217
LAKE PORT SQUARE		200	17	8%	217
BROOKDALE ATRIM WAY		210	6	3%	216
MEDICAL CONSULTANTS OF FLORIDA LLC	1	181	33	15%	215
EXPERTUS LABORATORIES INC		142	73	34%	215
CHILDREN MED CARE INC		182	33	15%	215
GATEWAY/ADVENT CENTRA CARE	1	24	190	88%	215
Sunnyside Nursing Home		212	3	1%	215
SPRINGS AT LAKE POINTE WOODS		213	2	1%	215
SUPERIOR RESIDENCES OF PANAMA CITY BEACH		209	6	3%	215
MIDWAY PRIMARY CARE, LLC	11	130	74	34%	215
Avante at Lake Worth, Inc.		213	2	1%	215
BLOCK, NATION, CHASE, AND SMOLEN FAMILY MEDICINE		157	57	27%	214
KEY LARGO - LARGO CARGO		193	21	10%	214
Flagler Health and Rehabilitation		211	3	1%	214
INN AT ASTON GARDENS, THE		205	8	4%	213
PATHWAY PHARMACY		177	36	17%	213
Consulate Healthcare of West Palm Beach		197	16	8%	213
San Jose Health & Rehabilitation		206	6	3%	212
POCONO MEDICAL CENTER		212			212
FLAGLER COUNTY DETENTION CENTER		200	12	6%	212
CONSULATE HEALTH CARE OF WINTER HAVEN		209	3	1%	212
GUEST HOUSE OCALA, THE		205	7	3%	212

COVID-19: testing by laboratory

Data through Apr 1, 2021 verified as of Apr 2, 2021 at 09:25 AM

Data in this report are provisional and subject to change.

The numbers in the table below represent the number of Florida and non-Florida residents for whom test results were received by the Department of Health. A person can be tested by more than one laboratory and can have both positive and negative results. **Therefore, the sum of the numbers in each column will be larger than the total number of people tested.**

Reporting lab	Inconclusive	Negative	Positive	Percent positive	Total
Bayside Health and Rehabilitation		181	31	15%	212
LIFE CARE CENTER OF PORT ST. LUCIE		200	12	6%	212
SUNRISE DIAGNOSTIC LABORATORY		158	53	25%	211
MACTOWN, INC		209	2	1%	211
SOLARIS SENIOR LIVING VERO BEACH		203	8	4%	211
Avante at Melbourne		207	4	2%	211
BODYK		207	4	2%	211
Taylor Care Center		206	5	2%	211
BAY VUE NURSING AND REHABILITATION CENTER		200	10	5%	210
Royal Oaks Nursing and Rehab		209	1	0%	210
KINDRED HOSPITAL THE PALM BEACHES		205	5	2%	210
HEALTH FIRST - HOLMES REGIONAL MEDICAL CENTER		32	178	85%	210
CCS - PAUL REIN DETENTION FACILITY		144	66	31%	210
GOOD SAMARITAN SOCIETY OF DELAND		199	11	5%	210
QUICK CARE MED LLC	1	157	52	25%	210
FLORIDA HEALTH CARE PLAN INC		2	208	99%	210
Nspire Health Care Kendall		199	10	5%	209
The Palace Nursing and Rehabilitation Center		209			209
Whispering Oaks	11	175	23	11%	209
PALMS MEDICAL GROUP HIGH SPRINGS		174	34	16%	208
life Care Center of Melbourne		191	17	8%	208
ARDEN COURTS OF SEMINOLE		167	41	20%	208
FULGENT GENETICS	2	166	40	19%	208
MILLENNIUM PHYSICIAN GROUP LLC		182	26	13%	208
ADVANCED MEDICAL GROUP		1	207	100%	208
ST PETERSBURG PEDIATRICS-EAST BAY	1	172	34	16%	207
BOCA RATON REHABILITATION CENTER	4	199	4	2%	207
The Waterford		203	3	1%	206
MATHISON RETIREMENT COMMUNITY, INC	1	197	8	4%	206
HIGHLANDS URGENT CARE			206	100%	206
PINELLAS CARE CENTER		171	34	17%	205
Cross Terrace REhabiitation		203	2	1%	205
PCB CLINIC		159	45	22%	204
DISCOVERY VILLAGE AT NAPLES		187	17	8%	204
BROOKDALE OF SPRING HILL	9	192	2	1%	203
FARAH MEDICAL		189	14	7%	203
PATHGROUP LABS LLC		97	106	52%	203
GLENRIDGE ON PALMER RANCH,THE		195	8	4%	203
JUPITER MEDICAL CENTER URGENT CARE - STUART		151	51	25%	202
UNIVERSITY OF MIAMI		73	129	64%	202
ADVENT HEALTH CENTRA CARE - APOKA NORTH		172	30	15%	202
POLK COUNTY HEALTH DEPARTMENT		178	24	12%	202
Governors Creek Health and Rehabilitation	1	198	2	1%	201
HIALEAH SHORES NURSING AND REHAB CENTER		193	8	4%	201
BRADEN RIVER REHABILITATION CENTER LLC		200	1	0%	201
PALM HARBOR FAMILY PRACTICE & WALK-IN		154	47	23%	201

COVID-19: testing by laboratory

Data through Apr 1, 2021 verified as of Apr 2, 2021 at 09:25 AM

Data in this report are provisional and subject to change.

The numbers in the table below represent the number of Florida and non-Florida residents for whom test results were received by the Department of Health. A person can be tested by more than one laboratory and can have both positive and negative results. **Therefore, the sum of the numbers in each column will be larger than the total number of people tested.**

Reporting lab	Inconclusive	Negative	Positive	Percent positive	Total
KENILWORTH CARE & REHABILITATION CENTER		185	16	8%	201
VAMC WEST PALM LAB		5	196	98%	201
HERITAGE HEALTHCARE AND REHABILITATION CENTER		195	5	3%	200
The Ponce Therapy Care Center		195	4	2%	199
LAKE VIEW CARE CENTER AT DELRAY		193	6	3%	199
NEW YORK CITY DEPARTMENT OF HEALTH & MENTAL		165	34	17%	199
ADVENT HEALTH - CARROLLWOOD	4	169	26	13%	199
GRACE PEDIATRICS		167	31	16%	198
TUSCAN GARDENS OF PALM COAST		193	5	3%	198
AVANTE OF BOCA RATON		198			198
DEPARTMENT OF HEALTH & HUMAN SERVICES		198			198
LAUREL POINT CARE ACQUISITION LLC DBA SANDGATE GARDENS REHAB AND NURSI		171	27	14%	198
AMA MEDICAL GROUP LLC		166	32	16%	198
MIRACLE HILL NURSING & REHABILITATION CENTER INC		191	6	3%	197
CARENOW LAKE MARY		45	152	77%	197
NO FLORIDA PEDIATRICS, PA		169	27	14%	196
ABBIEJEAN RUSSELL CARE CENTER		195	1	1%	196
LABCORP BURLINGTON		148	48	24%	196
STAR CARE		167	29	15%	196
Jacaranda Manor		194	1	1%	195
MEDICATION ROOMS-CSU/CI NURSE STATION	1	183	11	6%	195
Heritage Park Rehabilitation & Healthcare		177	18	9%	195
TARPON POINT NURSING AND REHABILITATION CENTER		192	3	2%	195
MARION AND BERNARD L SAMSON NURSING CENTER		191	4	2%	195
ALLSOUTH URGENT CARE		25	169	87%	194
BEACON AT GULF BREEZE, THE	2	181	11	6%	194
BRUCE S WEST MD	1	192	1	1%	194
LAB CORP	1	112	81	42%	194
BENDERSON FAMILY SKILLED NURSING AND		177	17	9%	194
SARNO EXTENDED HOURS		124	69	36%	193
PATRIOT MEDICAL LABORATORIES		185	8	4%	193
HOSPITAL FOR SPECIAL SURGERY		189	3	2%	192
FINLAY CLINICAL LABORATORY INC	1	39	152	79%	192
CYPRESS POINT LIVING, LLC		177	15	8%	192
PARK MEADOWS HEALTH AND REHABILITATION CENTER		191			191
BARKLEY PLACE	1	186	4	2%	191
HEALTH LINK DIAGNOSTIC LABORATORIES		182	9	5%	191
THE PLAYERS CHAMPIONSHIP		190			190
WALGREENS 4915	1	170	19	10%	190
SENIOR LIVING VII TAMPA LLC	1	180	9	5%	190
CRYSTAL RIVER HEALTH & REHAB		189	1	1%	190
NEO GENOMICS - FORT MYERS	1	183	6	3%	190
COLLIER PHARMACY		154	36	19%	190
FIRST CHOICE PEDIATRICS SEMORAN		98	91	48%	189
YOUR FAMILY WALK-IN CLINIC		13	176	93%	189
RIVERWOOD CENTER,THE		179	10	5%	189

COVID-19: testing by laboratory

Data through Apr 1, 2021 verified as of Apr 2, 2021 at 09:25 AM

Data in this report are provisional and subject to change.

The numbers in the table below represent the number of Florida and non-Florida residents for whom test results were received by the Department of Health. A person can be tested by more than one laboratory and can have both positive and negative results. **Therefore, the sum of the numbers in each column will be larger than the total number of people tested.**

Reporting lab	Inconclusive	Negative	Positive	Percent positive	Total
GULF COAST MEDICAL CENTER		184	5	3%	189
LEESBURG PEDIATRICS		161	28	15%	189
OCEAN REEF MEDICAL CENTER		150	38	20%	188
VIERA MANOR ASSISTED LIVING RESIDENCE		181	7	4%	188
SOUTH BALDWIN REGIONAL MEDICAL CENTER		176	12	6%	188
WOMEN'S CARE FLORIDA LABORATORY		183	5	3%	188
MIAMI VA HEALTHCARE SYSTEM			187	100%	187
PLANTATION NURSING & REHAB CENTER		187			187
WORKPLACE SCREENING INTELLIGENCE			187	100%	187
GEORGE SAFRAN MD PC		174	13	7%	187
NIGHT LITE PEDIATRICS WINTER GARDEN		144	42	23%	186
ZON BEACHSIDE LLC		149	37	20%	186
ANTHEM LAKES LLC		151	35	19%	186
CSL PLASMA		31	155	83%	186
WILLISTON PEDIATRICS PA	1	155	30	16%	186
A PLUS PEDIATRICS		162	23	12%	185
JACKSONVILLE NURSING AND REHAB CENTER		177	8	4%	185
ADVENT		172	13	7%	185
ST. JAMES BAY HEALTH AND REHABILITATION CENTER		183	1	1%	184
FLORIDA DEPARTMENT OF HEALTH IN TAYLOR COUNTY	1	140	43	23%	184
EDWARD J HEALEY REHAB & NURSING CENTER		184			184
GEORGIA DEPARTMENT OF PUBLIC HEALTH	1	5	178	97%	184
BAPTIST HEALTH PRIMARY CARE	1	134	49	27%	184
LIFE CARE CENTER OF ALTAMONTE SPRINGS		157	27	15%	184
CANTERFIELD OF CLAY COUNTY		146	38	21%	184
Sunrise Health and Rehabilitation Center		175	8	4%	183
TUSCAN GARDENS OF VENETIA MANAGEMENT COMPANY		169	14	8%	183
HAWKINS FAMILY MEDICINE LLC	1	131	51	28%	183
CARE CENTERS OF NASSAU		180	3	2%	183
PEDIATRIC SPECIALISTS MEDICAL GROUP	1	166	16	9%	183
PHYSICIANS REGIONAL MEDICAL CENTER - PINE RIDGE		20	163	89%	183
ADVENT HEALTH CENTRA CARE - WESLEY CHAPEL		13	170	93%	183
GLADES HEALTH CARE CENTER		180	3	2%	183
US MEDICAL CARE, INC		162	21	11%	183
SUNLIFE PHARMACY		158	24	13%	182
SACRED HEART HEALTH SYSTEM INC		149	33	18%	182
RIVERSIDE RECOVERY OF TAMPA		181	1	1%	182
BROOKDALE ORANGE PARK		181	1	1%	182
ENCOMPASS HEALTH REHABILITATION OF SEA PINES		181	1	1%	182
ARDEN COURTS OF DELRAY BEACH FL LLC	3	168	10	6%	181
Emory L Bennett State Veterans Nursing Home		178	3	2%	181
PRIMECARE OF DOTHAN		127	54	30%	181
NADAL PEDIATRICS		149	32	18%	181
JUNO DERMATOLOGY LLC		164	17	9%	181
NADAL PEDIATRICS - VICTORIA STREET (3385)		153	28	15%	181
SUMMERFIELD EMERGENCY ROOM		137	44	24%	181

COVID-19: testing by laboratory

Data through Apr 1, 2021 verified as of Apr 2, 2021 at 09:25 AM

Data in this report are provisional and subject to change.

The numbers in the table below represent the number of Florida and non-Florida residents for whom test results were received by the Department of Health. A person can be tested by more than one laboratory and can have both positive and negative results. **Therefore, the sum of the numbers in each column will be larger than the total number of people tested.**

Reporting lab	Inconclusive	Negative	Positive	Percent positive	Total
STERLING HOUSE OF PUNTA GORDA		179	1	1%	180
ESCAMBIA COUNTY JAIL DETENTION DIVISION		175	5	3%	180
CANTERFIELD OF OCALA, LLC		168	11	6%	179
ARDEN COURTS OF LARGO FL, LLC		157	22	12%	179
SUNY UPSTATE MEDICAL UNIVERSITY		164	15	8%	179
EXOSOME DIAGNOSTICS	1	158	19	11%	178
PEDIATRICS OF GREATER ORLANDO		153	24	14%	177
ALL SEASONS NAPLES LLC		172	5	3%	177
ADVENT HEALTH CENTRA CARE - CARROLLWOOD		5	172	97%	177
CAREATC CITY OF TAMPA	2	146	29	16%	177
DOLPHIN POINTE HEALTH CARE LLC		157	20	11%	177
ROSECASTLE OF CITRUS		147	30	17%	177
Hampton Court Nursing and Rehabilitation Center		174	2	1%	176
GENE BY GENE		61	115	65%	176
ARDEN COURTS OF FORT MYERS		170	6	3%	176
FLORIDA DEPARTMENT OF HEALTH IN ALACHUA COUNTY -		162	14	8%	176
LAKE REGIONAL URGENT CARE		12	164	93%	176
MCW MENTAL HEALTH LLC		171	4	2%	175
HUNT CLUB PEDIATRIC ASSOCIATES PA		110	65	37%	175
ROSECASTLE OF ZEPHRHILLS		172	3	2%	175
ORLANDO HEALTH EMERGENCY DEPARTMENT		163	12	7%	175
The Inn at Sarasota Bay Club		173	2	1%	175
HEALTHPOINT MED GRP OF THE EMERALD COAST LLC		141	34	19%	175
BONITA PHARMACY		156	19	11%	175
NORTH FLORIDA INTERNAL MEDICINE PA		141	34	19%	175
ADVENT HEALTH - PALM HARBOR ER		138	36	21%	174
ANCHOR CARE AND REHABILITATION CENTER		173	1	1%	174
VILLA MARIA WEST SKILLED NURSING FACILITY		167	7	4%	174
PENSACOLA PEDIATRICS MILTON		162	12	7%	174
ASTON GARDENS AT PELICAN MARSH		169	5	3%	174
BRIGHTON EGGERT PHARMACY INC		166	7	4%	173
MID FLORIDA PATHOLOGY LLC MOBILE UNIT #4		120	53	31%	173
CENTRAL FLORIDA HEALTHCARE GROUP LLC		151	21	12%	172
FORT WALTON REHABILITATION CENTER		133	39	23%	172
VILLAGE PEDIATRICS LLC		143	29	17%	172
BAY EDUCATORS WELLNESS CENTER		115	57	33%	172
BROOKDALE FORT MYERS THE COLONY		167	4	2%	171
REGENCY PARK		153	18	11%	171
MOBILE INFIRMARY MED CENTER PATH LAB		156	15	9%	171
URGENT CARE OF THE PALM BEACHES, NORTH PALM BEACH			170	100%	170
HIGHLANDS LAKE CENTER		165	5	3%	170
PEACHTREE IMMEDIATE CARE		139	31	18%	170
SUWANNEE VALLEY NURSING CENTER		155	14	8%	169
Life Care Center of Orlando		164	5	3%	169
PROFESSIONAL URGENT CARE SERVICES		131	38	22%	169
AMERICAN FAMILY MEDICAL LLC		126	42	25%	168

COVID-19: testing by laboratory

Data through Apr 1, 2021 verified as of Apr 2, 2021 at 09:25 AM

Data in this report are provisional and subject to change.

The numbers in the table below represent the number of Florida and non-Florida residents for whom test results were received by the Department of Health. A person can be tested by more than one laboratory and can have both positive and negative results. **Therefore, the sum of the numbers in each column will be larger than the total number of people tested.**

Reporting lab	Inconclusive	Negative	Positive	Percent positive	Total
NAIA		167	1	1%	168
PANAMA CITY DEVELOPMENTAL CENTER□		168			168
OSPREY VILLAGE AT AMELIA ISLAND LTD		157	10	6%	167
COASTAL INTERNAL MEDICINE		129	38	23%	167
ADVENT HEALTH CENTRA CARE - TEMPLE TERRACE	1	103	63	38%	167
MEADOWCREST FAMILY PHYSICIANS		97	69	42%	166
CHARTER SENIOR LIVING OF PANAMA CITY BEACH		145	21	13%	166
CITRUS HEALTH AND REHAB		132	33	20%	165
CAYUGA MEDICAL CENTER AT ITHACA		160	5	3%	165
FINNISH AMERICAN REST HOME-ALF		163	2	1%	165
LAKEVIEW TERRACE RETIREMENT COMMUNITY		148	17	10%	165
THE ARLINGTON OF NAPLES INC.		162	3	2%	165
VITAS HEALTHCARE CORPORATION OF FL		150	15	9%	165
AMERICAN RESEARCH LABS		151	13	8%	164
VIPEDIATRICS PLLC		149	15	9%	164
NORTH BEACH REHABILITATION CENTER		162	2	1%	164
NAPHCARE, INC AT MANATEE COUNTY JAIL		139	25	15%	164
TERRACE AT HOBE SOUND, THE	1	154	9	5%	164
WOODBRIIDGE FACILITY INC		159	5	3%	164
WESLEY HAVEN VILLA	1	128	34	21%	163
TRI COUNTY NURSING HOME		162	1	1%	163
BVM THE BRIDGES LLC		163			163
EAST NEW YORK DIAGNOSTIC AND TREATMENT		154	9	6%	163
BRADENTON HEALTH CARE		163			163
WEST COAST FAMILY MEDICAL CARE		129	34	21%	163
PRECISION GENETICS, INC		157	6	4%	163
FIRST CHOICE PEDIATRICS INC		145	17	10%	162
Kindred Hospital South Florida Hollywood SNU		155	7	4%	162
SOMERBY LAKE NONA		154	7	4%	161
EMBRY RIDDLE AERONAUTICAL UNIVERSITY HEALTH SERVICES		1	160	99%	161
ABSOLUTE HEALTH INTERNAL MEDICINE AND PEDIATRICS		141	19	12%	160
BROOKDALE BONITA SPRINGS		158	2	1%	160
KRYSTAL BAY NURSING AND REHABILITATION		154	6	4%	160
KEYSTONE REHAB		160			160
GREENBRIAR REHABILITATION AND NURSING CENTER	1	159			160
ARCADIA HEALTH AND REHABILITATION CENTER		100	60	38%	160
QUALITY URGENT CARE AND WELLNESS PL	3	114	43	27%	160
RDV SPORTSPLEX PEDIATRICS		131	28	18%	159
BROOKDALE PENSACOLA		158	1	1%	159
RITE MEDICAL CARE PC		156	2	1%	158
WUESTHOFF REF LABORATORY			158	100%	158
DESOTO PALMS ALF		153	5	3%	158
FHMG-FLORIDA HOSPITAL MEDICAL GROUP		133	25	16%	158
QUEENS HOSPITAL CENTER	1	146	10	6%	157
CLERMONT URGENT CARE			157	100%	157
DOCTORS MEMORIAL FAMILY PRACTICE	2	119	36	23%	157

COVID-19: testing by laboratory

Data through Apr 1, 2021 verified as of Apr 2, 2021 at 09:25 AM

Data in this report are provisional and subject to change.

The numbers in the table below represent the number of Florida and non-Florida residents for whom test results were received by the Department of Health. A person can be tested by more than one laboratory and can have both positive and negative results. **Therefore, the sum of the numbers in each column will be larger than the total number of people tested.**

Reporting lab	Inconclusive	Negative	Positive	Percent positive	Total
NO FLORIDA PEDIATRICS, PA - BRADFORD		127	29	19%	156
Englewood Healthcare and Rehab		141	15	10%	156
TIMBERRIDGE NURSING HOME & REHAB		123	33	21%	156
NORTH PORT REHABILITATION AND NURSING CENTER		155	1	1%	156
ALL FLORIDA FAMILY AND SPORTS MEDICINE		134	21	14%	155
PEDIATRICS IN BREVARD PA- ROCKLEDGE		118	37	24%	155
WILTON MANORS HEALTH & REHABILITATION CENTER		146	9	6%	155
COCOA BEACH/ADVENT CENTRA		41	114	74%	155
POINTE, THE		127	28	18%	155
PRUITT HEALTH		152	2	1%	154
FAWCETT MEMORIAL HOSPITAL-LAB		39	115	75%	154
DIAMOND RIDGE		147	7	5%	154
PALMETTO FACILITY INC	1	153			154
PROVIDENCE HOSPITAL LABORATORY		146	8	5%	154
GULF COAST PEDIATRICS		144	9	6%	153
VIERA DEL MAR HEALTH AND REHABILITATION CENTER		149	4	3%	153
WRIGHTS HEALTH CARE AND REHABILITATION CENTER		123	30	20%	153
GRAVITY DIAGNOSTICS		56	96	63%	152
JACKSON COUNTY HEALTH DEPARTMENT		105	47	31%	152
TUSCAN ISLE CHAMPIONSGATE OP CO LLC		150	2	1%	152
SUNNY HILLS ALF OF SEBRING INC		140	12	8%	152
BENTON HOUSE AT OAKLEAF		122	30	20%	152
REFUAH HEALTH CENTER LABORATORY		143	8	5%	151
D PEDIATRICS		134	17	11%	151
NAVARRE GARDENS LLC		126	25	17%	151
Madison Health and Rehabilitation Center		115	36	24%	151
PHYSICIAN PARTNERS PERRY		87	64	42%	151
FLORIDA HEALTH CARE PLANS INC		2	149	99%	151
CORE BIO LABS		76	74	49%	150
LIFE BRITE		134	16	11%	150
The Crossroads		149	1	1%	150
LABORATORY OF FLORIDA		97	53	35%	150
KINDRED HOSPITAL MELBOURNE	1	144	5	3%	150
PRECISION HEALTH RESOURCES, LLC	1	133	15	10%	149
WALGREENS 6221		132	17	11%	149
ADVENTHEALTH HOSPICE CARE CENTRAL FLORIDA		145	4	3%	149
PALM BEACH COUNTY HEALTH DEPT LAB	4	138	7	5%	149
LAKE WALES OPERATING GROUP LLC		144	5	3%	149
F&T MEDICAL RESEARCH, INC		149			149
GOLD CHOICE SENIOR COMMUNITIES		109	40	27%	149
JEFFERSON COUNTY HEALTH DEPARTMENT-MONTICELLO		118	31	21%	149
CHERRY OAK PALM BEACH COUNTY		140	8	5%	148
MILLENNIUM LAB SERVICES			148	100%	148
CRANE CENTER		117	31	21%	148
SEAGRASS VILLAGE FLEMING ISLAND		110	37	25%	147
MACKOUL PEDIATRICS FORT MYERS		130	17	12%	147

COVID-19: testing by laboratory

Data through Apr 1, 2021 verified as of Apr 2, 2021 at 09:25 AM

Data in this report are provisional and subject to change.

The numbers in the table below represent the number of Florida and non-Florida residents for whom test results were received by the Department of Health. A person can be tested by more than one laboratory and can have both positive and negative results. **Therefore, the sum of the numbers in each column will be larger than the total number of people tested.**

Reporting lab	Inconclusive	Negative	Positive	Percent positive	Total
CROSSWINDS HEALTH AND REHABILITATION CENTER	1	144	2	1%	147
SONATA COCONUT CREEK	2	122	23	16%	147
MAINSTREAM DIAGNOSTIC LABORATORY LLC		125	21	14%	146
CLEARWATER STATMED QUICK QUALITY CLINICS		42	104	71%	146
ALLCARE MEDICAL CENTERS PC		122	24	16%	146
MEASE COUNTRYSIDE HOSPITAL		1	145	99%	146
Quail Run Health Care Center		146			146
BOSTON RED SOX CLUB LP		144	2	1%	146
FAMILY EXTENDED CARE OF CENTRAL TAMPA		127	18	12%	145
Lehigh Acres Health and Rehabilitation		134	11	8%	145
TGH URGENT CARE – SEMINOLE			145	100%	145
WEDGEWOOD HEALTHCARE CENTER		93	52	36%	145
REGENCY CARE OF BLOUNTSTOWN LLC		135	10	7%	145
AMERICAN HOUSE COCONUT POINT		127	18	12%	145
BROOKDALE CAPE CORAL		145			145
PEDIATRIC ASSOCIATES AT ARGYLE PA		139	6	4%	145
ADVENTHEALTH CENTRA CARE PONCIANA	1	81	62	43%	144
HEARTLAND HEALTHCARE AND REHAB CENTER		122	22	15%	144
NCRNC INC		140	4	3%	144
TRADITION MEDICAL CENTER LABORATORY		54	90	63%	144
Peninsula Care and Rehab		132	12	8%	144
CVS		41	103	72%	144
FLORIDA MEDICAL CLINIC LLC		82	61	43%	143
JEFFERY WEINZWEIG		2	141	99%	143
PROMPT CARE OF CENTRAL FLORIDA			143	100%	143
JPR URGENT MEDICAL CARE		139	4	3%	143
DAYSPRING VILLAGE		121	22	15%	143
OAKHURST CENTER		135	7	5%	142
KINDRED HOSPITAL - SOUTH FLORIDA		139	3	2%	142
PROVISTA DIAGNOSTICS, INC		139	3	2%	142
Nemours Children's Urgent Care		80	62	44%	142
APOLLO HEALTH & REHABILITATION		136	6	4%	142
ADVENTHEALTH MEDICAL GROUP FAMILY MEDICINE AT		110	31	22%	141
ISLAND HEALTH AND REHABILITATION CENTER		140	1	1%	141
OAKS OF KISSIMMEE HEALTH AND REHABILITATION CENTER		138	3	2%	141
NOVARI CARE LLC		97	44	31%	141
PORT ST LUCIE REHABILITATION AND HEALTHCARE		98	43	30%	141
UNITED CLINICAL LABORATORIES		132	9	6%	141
DB MD		124	16	11%	140
CLINICA HISPANA		1	139	99%	140
GATTOLINE ENTERPRISES, INC. DBA FAMILY CARE PHARMACY		115	25	18%	140
DAYSPRING SENIOR LIVING LLC		138	2	1%	140
RAPID RELIABLE TESTING NY LLC		131	9	6%	140
GATEWAY CARE CENTER		139	1	1%	140
CITRUS MEMORIAL HOSPITAL			139	100%	139
GRAND OAKS HEALTH & REHABILITATION		138	1	1%	139

COVID-19: testing by laboratory

Data through Apr 1, 2021 verified as of Apr 2, 2021 at 09:25 AM

Data in this report are provisional and subject to change.

The numbers in the table below represent the number of Florida and non-Florida residents for whom test results were received by the Department of Health. A person can be tested by more than one laboratory and can have both positive and negative results. **Therefore, the sum of the numbers in each column will be larger than the total number of people tested.**

Reporting lab	Inconclusive	Negative	Positive	Percent positive	Total
SHC College Park		138	1	1%	139
Gulf Coast Healthcare (Longwood Health and Rehab		118	21	15%	139
ESCAMBIA COUNTY JAIL	1	109	29	21%	139
AMERICAN PATHOLOGY PARTNERS		136	2	1%	138
CARENOW URGENT CARE - LAKE MARY			138	100%	138
SMILEY MEDICAL GROUP		108	30	22%	138
MV MEDICAL PRACTICE DBA PRIMARY URGENT CARE		131	7	5%	138
LabCorp L#09258090 M#09258105		74	64	46%	138
AHEC CLINIC		8	130	94%	138
WINDSOR OF LAKEWOOD RANCH,THE		136	2	1%	138
ADVENT HEALTH CENTRA CARE - DELAND		28	110	80%	138
ADVENT HEALTH CENTRA CARE - CITRUS PARK		9	129	93%	138
HAZELDEN FLORIDA	1	132	5	4%	138
AMERICAN ESOTERIC LAB-BIRMINGHAM		135	3	2%	138
FAWCETT MEMORIAL HOSPITAL LABORATORY			138	100%	138
KINDRED HOSPITAL SOUTH FLORIDA		119	19	14%	138
PPC-LAB EDI ORCHARD BI		129	8	6%	137
SPRING HAVEN RETIREMENT	1	133	3	2%	137
DOCTOR'S IN HOUSE LABORATORY		18	119	87%	137
MANOR AT BLUEWATER BAY		131	6	4%	137
Centre Pointe Health and Rehabilitation Center		126	11	8%	137
WALTON PLACE		137			137
SONATA DELRAY BEACH		125	11	8%	136
LONGWOOD HEALTH AND REHABILITATION CENTER		124	12	9%	136
ADVENT HEALTH CENTRA CARE - ORANGE CITY	1	53	82	60%	136
LIFE CARE CENTER OF JACKSONVILLE		115	21	15%	136
CLARE BRIDGE OF CAPE CORAL	1	135			136
MANOR CARE OF PALM HARBOR		135	1	1%	136
PEDIATRIC CARE CENTER		135			135
SONATA WEST		133	2	1%	135
WALGREENS #06012		119	16	12%	135
IRL MARKET LAB ALACHUA		104	31	23%	135
MED COMP SCIENCES		3	132	98%	135
CARE RESOURCE COMMUNITY HEALTH CENTERS INC		129	6	4%	135
Lakeside Nursing and Rehabilitation Center	1	108	25	19%	134
STEWART MEDICAL GROUP		34	100	75%	134
WILLOWBROOKE COURT AT ST ANDREWS ESTATES		129	5	4%	134
BARBARA O'REILLY MD PA		130	4	3%	134
HOSPICE OF THE TREASURE COAST		129	5	4%	134
BAYCARE HEALTH SYSTEMS		3	131	98%	134
ADVANCED MEDICAL CENTER		86	48	36%	134
ATMORE COMMUNITY HOSPITAL LABORATORY		106	27	20%	133
HCTB INC		111	22	17%	133
SOUTH CAMPUS FACILITY INC		122	11	8%	133
MINUTECLINIC DIAGNOSTIC		126	7	5%	133
RESEARCH CENTERS OF AMERICA, LLC		109	23	17%	132

COVID-19: testing by laboratory

Data through Apr 1, 2021 verified as of Apr 2, 2021 at 09:25 AM

Data in this report are provisional and subject to change.

The numbers in the table below represent the number of Florida and non-Florida residents for whom test results were received by the Department of Health. A person can be tested by more than one laboratory and can have both positive and negative results. **Therefore, the sum of the numbers in each column will be larger than the total number of people tested.**

Reporting lab	Inconclusive	Negative	Positive	Percent positive	Total
SEMINOLE TRIBE OF FLORIDA		107	25	19%	132
THE REHABILITATION CENTER OF LAKE CITY		127	5	4%	132
GARDENS HEALTH NH LLC		129	3	2%	132
AMERICAN HOUSE-BONITA SPRINGS□		131	1	1%	132
ARIZONA DEPARTMENT OF HEALTH SERVICES		5	127	96%	132
MINUTECLINIC DIAGNOSTIC OF TEXAS, LLC		117	14	11%	131
THE WELLNESS CENTER AT LAKEWOOD RANCH		43	88	67%	131
CENTRACARE		17	114	87%	131
FOUNTAINS OF HOPE LLC, THE		130	1	1%	131
LAKELAND REGIONAL HEALTH LAKE MIRIAM	2	87	42	32%	131
DIAGNOSTIC LABORATORY OF OKLAHOMA		105	26	20%	131
INTEGRATED REGIONAL LABORATORIES		119	12	9%	131
HARBORCHASE OF VERO BEACH	1	115	15	11%	131
FIRSTCARE CLINIC		67	63	48%	130
MOOSEHAVEN LIFE CARE CENTER		130			130
VITAS HEALTHCARE		119	11	8%	130
SONNIS PEDIATRICS PA		116	13	10%	129
TRI-COUNTY NURSING HOME		117	12	9%	129
BMHSI-AEL MICROBIOLOGY LABORATORY	2	102	25	19%	129
WILLOW BROOKE COURT AT AZALEA TRACE		128	1	1%	129
CHARLES CROFT MD	1	127	1	1%	129
AEGIS MEDICAL GROUP		108	21	16%	129
The Crossings		127	2	2%	129
Signature Healthcare of Ormond		127	1	1%	128
QUICK CARE MED PL CR		80	48	38%	128
MINUTECLINIC LLC #4987		112	16	13%	128
ARDEN COURTS OF LELY PALMS□		126	2	2%	128
LABCORP RTP		51	76	60%	127
GESSLER CLINIC PA		98	29	23%	127
KINDRED HOSPITAL NORTH FLORIDA	3	117	7	6%	127
SHOAL CREEK REHABILITATION CENTER		85	42	33%	127
HILLSBOROUGH COUNTY DEVELOPMENTAL CTR□	1	117	9	7%	127
HIGHLANDS MEDICAL CENTER		123	3	2%	126
OPPENHEIMER PLASTIC SURGERY LLC		121	5	4%	126
MAGNOLIA MEDICAL CLINIC		20	106	84%	126
ST PETERSBURG PEDIATRICS-MLK JUNIOR BLVD		117	9	7%	126
Signature Healthcare of Palm Beach		124	1	1%	125
COQUINA CENTER		121	4	3%	125
IQBAL A FARUQUI MD□		93	32	26%	125
THE CLUB AND REHABILITATION CENTER		124	1	1%	125
ARBOR GLEN AT ARBOR TRACE	2	113	9	7%	124
KINDRED HOSPITAL-BAY AREA-ST PETERSBURG LAB	1	117	6	5%	124
Mt Sinai Aventura			124	100%	124
ADVENT HEALTH CENTRA CARE - BRANDON		31	93	75%	124
NORTH FL SOUTH GA HCS-MALCOM RANDALL VAMC			124	100%	124
CITRUS MEMORIAL HEALTH SYSTEM LAB		2	121	98%	123

COVID-19: testing by laboratory

Data through Apr 1, 2021 verified as of Apr 2, 2021 at 09:25 AM

Data in this report are provisional and subject to change.

The numbers in the table below represent the number of Florida and non-Florida residents for whom test results were received by the Department of Health. A person can be tested by more than one laboratory and can have both positive and negative results. **Therefore, the sum of the numbers in each column will be larger than the total number of people tested.**

Reporting lab	Inconclusive	Negative	Positive	Percent positive	Total
WINDERMERE MEDICAL CENTER		118	5	4%	123
LEE MEMORIAL HEALTH SYSTEM HEALTH FAIR		118	5	4%	123
FLORIDA ATLANTIC UNIVERSITY		115	7	6%	122
TOTAL RENAL LABORATORIES INC		110	12	10%	122
GENEDX		47	75	61%	122
PSL NAPLES BH OPERATIONS, LLC		122			122
THREE OAKS PHARMACY INC		109	13	11%	122
PANAMA PHARMACY	3	101	18	15%	122
MINUTECLINIC DIAGNOSTIC OF RHODE ISLAND, LLC #729		118	4	3%	122
Crystal Health & Rehab Center		115	6	5%	121
MINUTECLINIC DIAGNOSTIC OF SOUTH CARO		99	22	18%	121
PINELLAS COUNTY JAIL			121	100%	121
ISLAND URGENT CARE PLLC DBA AFC URGENT CARE		120	1	1%	121
ALTERNATIVE LIVING, INC DBA TWIN CITIES PAVILION		118	3	2%	121
URGENT CARE TCMA			121	100%	121
PARKVIEW HEALTH		121			121
FLORIDA DEPARTMENT OF HEALTH IN LAKE COUNTY	1	78	42	35%	121
Sandy Ridge Center for Rehabilitation and Healing		100	21	17%	121
MEYER PEDIATRICS		107	14	12%	121
ARBOR TERRACE SAN JOSE LLC	3	115	2	2%	120
THE COURTYARD ASSISTED LIVING		116	4	3%	120
MEMORY CARE OF NAPLES		120			120
SUNY UPSTATE OVERFLOW LABORATORY		120			120
VITAS HEALTHCARE CORPORATION OF FLORIDA		117	3	3%	120
BROOKDALE JENSEN BEACH		117	3	3%	120
NSPIRE HEALTHCARE TAMARAC		80	40	33%	120
PALMS FACILITY INC		104	15	13%	119
TGH URGENT CARE - TYRONE		3	116	97%	119
ARDEN COURTS OF PALM HARBOR		99	20	17%	119
MED ONE AT SAINT AUGUSTINE		87	32	27%	119
TURNING POINT OF TAMPA		113	6	5%	119
FLAGLER COLLEGE HEALTH SERVICES		86	33	28%	119
MATHISON RETIREMENT COMMUNITY		114	5	4%	119
SEVEN HILLS HEALTH AND REHABILITATION CENTER		103	16	13%	119
L&S SENIOR CARE DBA ARCADIA OAKS	4	114	1	1%	119
GRAND VILLA OF LAKELAND		113	6	5%	119
Summit Medical Group		108	11	9%	119
SURFSIDE URGENT CARE		97	22	18%	119
HOBDARI FAMILY HEALTH LLC		82	36	31%	118
XPRESS URGENT CARE- PORT ST. LUCIE		40	78	66%	118
MONTEFIORE MEDICAL CENTER LABORATORIES - MOSES		108	10	8%	118
SH HERON EAST LLC		103	15	13%	118
WEST		103	15	13%	118
A2Z DIAGNOSTICS		117	1	1%	118
RDX BIOSCIENCE		60	58	49%	118
COASTAL HEALTH AND REHAB		110	8	7%	118

COVID-19: testing by laboratory

Data through Apr 1, 2021 verified as of Apr 2, 2021 at 09:25 AM

Data in this report are provisional and subject to change.

The numbers in the table below represent the number of Florida and non-Florida residents for whom test results were received by the Department of Health. A person can be tested by more than one laboratory and can have both positive and negative results. **Therefore, the sum of the numbers in each column will be larger than the total number of people tested.**

Reporting lab	Inconclusive	Negative	Positive	Percent positive	Total
SOLARIS SENIOR LIVING OF MERRITT ISLAND		114	4	3%	118
SEMINOLE SPORTS AND FAMILY MEDICINE		103	14	12%	117
DIATHERIX LABORATORIES		68	49	42%	117
BIODESIX, INC.		88	29	25%	117
NEIGHBORHOOD MEDICAL CENTER		112	5	4%	117
BELVEDERE COMMONS OF FORT WALTON BEACH		106	10	9%	116
LEE COUNTY SCHOOL DISTRICT	1	108	7	6%	116
HEARTLAND PHARMACY LAKE PLACID, INC		86	30	26%	116
WELLSNOW URGENT CARE PC		114	2	2%	116
BIGGERS FAMILY MEDICINE PA	1	102	13	11%	116
PRIME HEALTH OF NORTH PORT LLC		97	18	16%	115
BROOKDALE COLONIAL PARK	2	112	1	1%	115
SUNFLOWER SPRINGS ASSISTED LIVING		105	10	9%	115
TIFFANY HALL NURSING AND REHAB CENTER		106	9	8%	115
SOUTH GEORGIA MEDICAL CENTER		75	40	35%	115
MICRO PATH LABORATORIES INC		112	3	3%	115
MD 365 MEDICAL CARE		114	1	1%	115
BROWARD HEALTH CORAL SPRINGS EPIDEMIOLOGY DEPT		1	114	99%	115
PICH KTM CORP DBA MEDTOWN PHARMACY		98	16	14%	114
UNIVERSITY HEALTH SYSTEM INC		103	11	10%	114
SOUTH BALDWIN MEDICAL CENTER GULF SHORES		91	23	20%	114
PANCARE HEALTH GULF COUNTY		86	28	25%	114
VILLAS OF HOLLY BROOK - BRADENTON 14TH		112	2	2%	114
COLLIER COUNTY JAIL		112	2	2%	114
CABANA AT JENSEN DUNES, THE		110	4	4%	114
UNIVERSITY MEDICAL CENTER SUITES		100	14	12%	114
WESTWOOD NURSING & REHAB		80	34	30%	114
ELAN BUENA VISTA		97	17	15%	114
EC OPCO CARROLLWOOD LLC		108	6	5%	114
Hialeah Nursing And Rehabilitation Center		108	5	4%	113
WESTCHESTER MEDICAL CENTER	1	108	4	4%	113
Courtyards of Orlando Care Center		101	12	11%	113
MY CLINICAL LAB INC		17	96	85%	113
TREASURE COAST MEDICAL ASSOCIATES		4	109	96%	113
ARDEN COURTS OF WEST PALM BEACH		113			113
ALLIED HEALTH FORT PIERCE		112			112
MERCY MEDICAL URGENT CARE CENTER INC		62	50	45%	112
CLEVELAND CLINIC FOUNDATION		12	100	89%	112
ARBOR TERRACE ORTEGA LLC	2	107	2	2%	111
MG PORT CHARLOTTE II SUBTENANT LLC		99	12	11%	111
ISLAND DOCTORS		21	90	81%	111
PHYSICIANS REGIONAL CLINIC		82	29	26%	111
ADVENTHEALTH MEDICAL GROUP PRIMARY CARE		103	8	7%	111
Golfview Healthcare Center		106	5	5%	111
FHMG LAKE MARY PEDS		96	15	14%	111
J FRANK AVEY MD		87	24	22%	111

COVID-19: testing by laboratory

Data through Apr 1, 2021 verified as of Apr 2, 2021 at 09:25 AM

Data in this report are provisional and subject to change.

The numbers in the table below represent the number of Florida and non-Florida residents for whom test results were received by the Department of Health. A person can be tested by more than one laboratory and can have both positive and negative results. **Therefore, the sum of the numbers in each column will be larger than the total number of people tested.**

Reporting lab	Inconclusive	Negative	Positive	Percent positive	Total
HOSPICE OF THE EMERALD COAST INC - PANAMA CITY	2	102	7	6%	111
COASTAL DETOX		107	3	3%	110
LAKE HOUSE ASSISTED LIVING		93	17	15%	110
REGENCY OAKS HEALTH CENTER		108	2	2%	110
ROHR HOME		107	3	3%	110
JOHN KNOX VILLAGE OF CENTRAL FLORIDA		105	5	5%	110
LATE HOURS URGENT CARE		60	50	45%	110
SUMMIT MEDICAL GROUP PA		99	10	9%	109
BAY PINES MEDICAL ASSOCIATES		1	108	99%	109
TUSCAN ISLE OPERATING COMPANY LLC DBA		105	4	4%	109
ALL MY KIDS PEDIATRICS INC		76	33	30%	109
Riviera Health Resort		108	1	1%	109
CORNERSTONE MEDICAL CARE OF BRANDON PL		90	19	17%	109
EVANS HEALTH CARE		106	2	2%	108
CSL PLASMA INC		7	101	94%	108
North Lake Care Center		107	1	1%	108
ORANGE PARK PEDIATRICS		98	10	9%	108
BAY REGIONAL URGENT CARE	1	68	38	36%	107
BAY VIEW HEALTHCARE		85	22	21%	107
NAVY HOSPITAL			107	100%	107
MINUTECLINIC DIAGNOSTIC OF NORTH CAROL		85	22	21%	107
GENETIC TECHNOLOGICAL INNOVATIONS, LLC		94	12	11%	106
NORTH FLORIDA EVALUATION AND TREATMENT CENTER	2	99	5	5%	106
HEART OF FLORIDA REGIONAL MED CTR		35	71	67%	106
DELAND WELLNESS CENTER			106	100%	106
ELMCROFT OF BELLA VITA		98	8	8%	106
ST PETERSBURG PEDIATRICS-SEMINOLE		92	13	12%	105
CAREMOUNT MEDICAL - PATHOLOGY		101	4	4%	105
Belleair Healthcare Center		99	6	6%	105
MEDICAL CONSULTANTS OF FLORIDA DBA	1	90	14	13%	105
WHITE PLAINS HOSPITAL CENTER LAB		101	4	4%	105
ADVANCED EMURGENT CARE		28	77	73%	105
VIERA HOSPITAL			105	100%	105
OCALA CBOC		98	6	6%	104
PEDIATRIC CARE CENTER- JACKSONVILLE BEACH		75	29	28%	104
PREDICTIVE LABORATORIES, INC	1	90	13	13%	104
SIGNATURE HEALTHCARE OF PORT CHARLOTTE		97	7	7%	104
EAST RIDGE RETIREMENT VILLAGE INC		104			104
GRANDE, THE	2	98	4	4%	104
VISTA MANOR		92	12	12%	104
325TH MEDICAL GROUP		87	16	16%	103
ST MARK ASSISTED LIVING CENTER	1	90	12	12%	103
Ocala Oaks Rehabilitation Center		97	6	6%	103
LENOX HILL HOSPITAL		95	8	8%	103
CAN COMMUNITY HEALTH		102	1	1%	103
MINUTECLINIC DIAGNOSTIC OF NORTH CARO		90	12	12%	102

COVID-19: testing by laboratory

Data through Apr 1, 2021 verified as of Apr 2, 2021 at 09:25 AM

Data in this report are provisional and subject to change.

The numbers in the table below represent the number of Florida and non-Florida residents for whom test results were received by the Department of Health. A person can be tested by more than one laboratory and can have both positive and negative results. **Therefore, the sum of the numbers in each column will be larger than the total number of people tested.**

Reporting lab	Inconclusive	Negative	Positive	Percent positive	Total
KEYSTYLE LIVING LLC	1	100	1	1%	102
HENNEPIN HEALTHCARE LABORATORY		102			102
SUNSHINE GARDENS		101	1	1%	102
HOSPICE OF MARTIN & ST LUCIE, INC		99	3	3%	102
PALMS EDGE	1	95	6	6%	102
MENORAH HOUSE		100	1	1%	101
GIBBENS FAMILY MEDICAL, LLC		82	19	19%	101
MACADAMS HOME HEALTH AGENCY		100	1	1%	101
BAPTIST MEDICAL CENTER SOUTH		81	20	20%	101
ORLANDO LUTHERAN TOWERS ASSISTED LIVING		101			101
ASHRAF MEDICAL GROUP PLLC DBA PULSE MD		98	3	3%	101
MINUTECLINIC DIAGNOSTIC OF SOUTH CAROLINA, LLC		85	16	16%	101
BROOKDALE VERO BEACH SOUTH AL		101			101
LIFESTREAM BEHAVIORIAL CENTER		80	21	21%	101
G & R HEALTH MART PHARMACY		81	20	20%	101
DOUGLAS T JACOBSON STATE VETERANS HOME		100			100
EMERALD COAST CENTER		96	4	4%	100
CCS - BROWARD COUNTY JAIL		94	6	6%	100
GLOBAL CENTRAL LABS AT PPD	2	88	10	10%	100
PruittHealth Fleming Island		87	13	13%	100
VILLAGE ON THE ISLE		95	5	5%	100
HARBORCHASE OF NAPLES		87	13	13%	100
Consulate Health Care of Port Charlotte		98	2	2%	100
SANIBEL INTERNAL MEDICINE, LLC		96	3	3%	99
CENTRAL FLORIDA HEALTH CARE		47	52	53%	99
QUALITY URGENT CARE AND WELLNESS		60	39	39%	99
Cross Landings Health and Rehabilitation		97	2	2%	99
LECONTE MEDICAL CENTER LAB		80	19	19%	99
MORTON PLANT HOSPITAL NURSING			98	100%	98
MINUTECLINIC DIAGNOSTIC OF OHIO LLC		79	19	19%	98
LANDMARK, THE		48	50	51%	98
SEMINOLE COUNTY HEALTH DEPARTMENT		79	19	19%	98
VALLEY MEDICAL CENTER		91	7	7%	98
PLAZA OF HALLANDALE BEACH		98			98
URINEGOODHANDS LLC		96	2	2%	98
FEDERATION CCRC OPERATIONS CORP		98			98
NORTH SHORE MEDICAL LABS	1	90	7	7%	98
FLORIDA COMMUNITY HEALTH CENTERS INC			98	100%	98
KORGENE LAB	1	28	69	70%	98
Consulate Health Care of Jacksonville		83	14	14%	97
ARBOR TRAIL		77	20	21%	97
HURLBURT FIELD CLINIC		39	58	60%	97
FHMG- FLORIDA HOSPITAL MEDICAL GROUP		85	12	12%	97
RIDGEWOOD DIAGNOSTIC LABORATORY		92	5	5%	97
MINNESOTA TWINS		92	5	5%	97
KALEIDA HEALTH CENTER FOR LABORATORY		91	6	6%	97

COVID-19: testing by laboratory

Data through Apr 1, 2021 verified as of Apr 2, 2021 at 09:25 AM

Data in this report are provisional and subject to change.

The numbers in the table below represent the number of Florida and non-Florida residents for whom test results were received by the Department of Health. A person can be tested by more than one laboratory and can have both positive and negative results. **Therefore, the sum of the numbers in each column will be larger than the total number of people tested.**

Reporting lab	Inconclusive	Negative	Positive	Percent positive	Total
NORTHEAST FLORIDA STATE HOSP-NURSING		96	1	1%	97
HEALTH CENTERS AT BRENTWOOD		96	1	1%	97
SUPERIOR RESIDENCES OF LECANTO		82	15	15%	97
VITAS HEALTHCARE CORP OF FLORIDA		96	1	1%	97
MIAMI BEACH COMMUNITY HEALTH CENTER		2	95	98%	97
PEDIATRIC ASSOCIATES ORLANDO		82	14	15%	96
BAYSHORE MEMORY CARE		96			96
PUTNAM COUNTY SHERIFFS OFFICE		89	7	7%	96
MARKET STREET VIERA		95	1	1%	96
MD NOW MEDICAL CENTERS INC		67	29	30%	96
BLISS HEALTHCARE SERVICES	1	73	22	23%	96
OAKS OF CLEARWATER, THE		92	3	3%	95
CROSS CITY REHABILITATION AND HEALTH CARE CENTER		72	23	24%	95
DEVANSH LAB WERKS INC		79	16	17%	95
BROOKDALE PALM COAST		95			95
ADVENT HEALTH CENTRA CARE - EAST ORLANDO		65	30	32%	95
THE TERRACE OF KISSIMMEE		80	15	16%	95
QPS, LLC		91	3	3%	94
CONSULATE HEALTH CARE OF SARASOTA	1	93			94
PEDIATRIC SERVICES AND BREATHING CENTER PA		71	23	24%	94
DIAGNOSTIC SOLUTIONS		3	91	97%	94
PORT CHARLOTTE REHABILITATION CENTER		81	13	14%	94
ADVENT HEALTH CENTRA CARE - WATERMAN		79	15	16%	94
CARE CENTERS OF NASSAU, LLC - HENDRICKS RD		93			93
East Bay Rehabilitation Center		59	34	37%	93
ERIE COUNTY MEDICAL CTR CLINICAL LABS		89	4	4%	93
BRIDGEVIEW CENTER LLC		81	12	13%	93
PENNSYLVANIA DEPT OF HEALTH		21	72	77%	93
PRESERVE AT PALM AIRE	3	90			93
PATRICK AIR FORCE BASE		3	89	97%	92
HAWTHORN HOUSE		78	14	15%	92
CENTURY CENTER FOR REHABILITATION & HEALING		73	18	20%	91
DEBARY HEALTH AND REHABILITATION CENTER		88	3	3%	91
AFTER HOURS PEDIATRICS			91	100%	91
TOTAL CARE PLUS LLC			91	100%	91
MAGNOLIA DIAGNOSTIC		2	89	98%	91
STONY BROOK UNIVERSITY MEDICAL CENTER		77	14	15%	91
HERON CLUB AT PRESTANCIA		89	2	2%	91
LABFIRST - DEPARTMENT OF PATHOLOGY		87	4	4%	91
JOHN KNOX VILLAGE OF FLORIDA ALF	1	86	4	4%	91
AVERO DIAGNOSTICS		67	24	26%	91
A COUNTRY PLACE ASSISTED LIVING FACILITY		89	2	2%	91
BAHIA OAKS LODGE		85	6	7%	91
NEW SMYRNA BEACH URGENT CARE			91	100%	91
UNIVERSITY CENTER MEDICAL LLC DBA	1	85	4	4%	90
HARBOR BEACH NURSING AND REHABILITATION CENTER		87	3	3%	90

COVID-19: testing by laboratory

Data through Apr 1, 2021 verified as of Apr 2, 2021 at 09:25 AM

Data in this report are provisional and subject to change.

The numbers in the table below represent the number of Florida and non-Florida residents for whom test results were received by the Department of Health. A person can be tested by more than one laboratory and can have both positive and negative results. **Therefore, the sum of the numbers in each column will be larger than the total number of people tested.**

Reporting lab	Inconclusive	Negative	Positive	Percent positive	Total
KEYS MEDICAL GROUP			90	100%	90
ARDEN COURTS OF SARASOTA		73	16	18%	89
Winter Garden Rehab and Nursing Facility		78	11	12%	89
ATRIUM AT LIBERTY PARK		85	4	4%	89
AVOW HOSPICE INC		89			89
FREEDOM INN AT TARPON SPRINGS		82	7	8%	89
FLORIDA DEPARTMENT OF HEALTH IN WALTON COUNTY		76	13	15%	89
Lanier Rehab		64	25	28%	89
NORTH FLORIDA SPINE AND WELLNESS		69	20	22%	89
STUART LODGE LIVING LLC		66	23	26%	89
CALADIUM PEDIATRICS		79	10	11%	89
Gabisa Medical LLC		89			89
LAKE GIBSON VILLAGE, LLC		85	3	3%	88
Baldwin Pediatrics		77	11	13%	88
LANDMARK HOSPITAL SOUTHWEST FLORIDA LLC		85	3	3%	88
PALM BAY HOSPITAL			88	100%	88
GOVERNOR'S CREEK HEALTH & REHABILITATION		87	1	1%	88
PUBLIC SQUARE PHARMACY LLC		68	19	22%	87
CRESTVIEW URGENT CARE		16	71	82%	87
ORANGE COUNTY CORRECTIONS HEALTH SERVICES		68	19	22%	87
CLYDE E LASSEN STATE VETERANS NURSING HOME		62	25	29%	87
Winter Park Care and Rehab		86	1	1%	87
BAYLOR GENETICS		75	12	14%	87
EAST ALABAMA MEDICAL CENTER LABORATORY		75	12	14%	87
ROSECASTLE AT DELANEY CREEK		86	1	1%	87
UNIVERSITY OF NEW MEXICO HOSPITAL		87			87
PACIFIC ANALYTICS			87	100%	87
BRANDON HEALTH AND REHABILITATION CENTER	1	85	1	1%	87
CATHOLIC HEALTH SYSTEM DEPT LABORATORY		83	3	3%	86
PENSACOLA DEVELOPMENTAL CENTER		67	19	22%	86
GRAND VILLA OF DELAND		80	6	7%	86
BARRY UNIVERSITY STUDENT HEALTH SERVICES		52	34	40%	86
GRAND OAKS OF JENSEN BEACH LLC		85	1	1%	86
LAFAYETTE NURSING AND REHABILITATION CENTER		84	2	2%	86
WINDSOR OAKS		85	1	1%	86
DISCOVERY VILLAGE AT THE FORUM		86			86
KINDRED AT HOME		77	9	10%	86
NORTH CENTRAL BRONX HOSPITAL		83	3	3%	86
COOPER FAMILY MEDICAL PLLC		65	20	24%	85
W. FRANK WELLS NURSING HOME		84	1	1%	85
WALGREENS #12673		82	3	4%	85
BEACHES PEDIATRICS PA		80	5	6%	85
MIAMI SHORES NURSING & REHAB		85			85
PRMG - EAST NAPLES	1	73	11	13%	85
MEDEXPRESS - BLOOMIN BRANDS		65	20	24%	85
LONG TERM CARE OF JAY, LLC		63	21	25%	84

COVID-19: testing by laboratory

Data through Apr 1, 2021 verified as of Apr 2, 2021 at 09:25 AM

Data in this report are provisional and subject to change.

The numbers in the table below represent the number of Florida and non-Florida residents for whom test results were received by the Department of Health. A person can be tested by more than one laboratory and can have both positive and negative results. **Therefore, the sum of the numbers in each column will be larger than the total number of people tested.**

Reporting lab	Inconclusive	Negative	Positive	Percent positive	Total
NITE LITE PEDIATRICS – JACKSONVILLE		76	8	10%	84
PARK OF THE PALMS INC		83	1	1%	84
PINES OF SARASOTA GARDEN		84			84
HUNTINGTON HOSPITAL LABORATORY		81	3	4%	84
MD 365 MEDICAL CARE PLLC		84			84
ARBOR OAKS AT TYRONE	9	73	2	2%	84
ST JOHNS COUNTY DETENTION CENTER		84			84
HUNTSVILLE HOSPITAL LABORATORY		58	25	30%	83
BISHOP GRADY VILLAS		81	2	2%	83
PEDIATRIC SERVICES OF AMERICA INC		78	5	6%	83
JERICO URGENT CARE		79	4	5%	83
LABCORP EMPLOYER SERVICES		82	1	1%	83
EISENHOWER ARMY MEDICAL CENTER		76	7	8%	83
MID FLORIDA PRIMARY CARE PA		69	14	17%	83
SOUTH LAKE PEDIATRICS		75	8	10%	83
PORT CHARLOTTE HMA		73	10	12%	83
FLORIDA PEDIATRIC GROUP		31	52	63%	83
CANOPY ON BERRYHILL, THE		51	32	39%	83
WE SCREEN LLC		80	2	2%	82
LAKE HOWELL FAMILY MEDICINE ASSOCIATES		69	13	16%	82
PRIMECARE AT TWIN LAKES		2	80	98%	82
TREASURE COAST FORENSIC TREATMENT CTR		61	21	26%	82
AU HEALTH		67	15	18%	82
LONGWOOD CARDIOLOGY			82	100%	82
Lexington Health and Rehabilitation Center		82			82
LAB		29	53	65%	82
BRILLIANCE ASSISTED LIVING		65	17	21%	82
ST VINCENT'S BIRMINGHAM		75	7	9%	82
THE PAVILION FOR HEALTH CARE		72	10	12%	82
PANIRA HEALTHCARE CLINIC		2	80	98%	82
EXPRESS DOCS LLC			82	100%	82
PLYMOUTH HOME FOR ADULTS, INC.	8	73	1	1%	82
ACE BIOMEDICAL LABS LLC		68	13	16%	81
CHAMBREL AT ISLAND LAKE		78	3	4%	81
BIO-TECH CLINICAL LABORATORIES		41	40	49%	81
EMERALD COAST BEHAVIORAL HOSPITAL		75	6	7%	81
MEDRITE URGENT CARE		67	13	16%	80
ECOLAB GROUP		45	35	44%	80
ALLIANCE PEDIATRICS		49	31	39%	80
SUWANNEE COUNTY SHERIFF OFFICE		77	3	4%	80
CATHOLIC HEALTH SERVICES REGIONAL LAB		72	7	9%	79
SIGNATURE HEALTHCARE OF MIDDLEBURG		77	2	3%	79
BALMORAL TENANT SERVICES INC	1	43	35	44%	79
CBS LABS OF TAMPA LLC		3	76	96%	79
EDGEWATER AT WATERMAN VILLAGE		78	1	1%	79
VETERANS AFFAIRS MEDICAL CENTER - PALO ALTO		28	51	65%	79

COVID-19: testing by laboratory

Data through Apr 1, 2021 verified as of Apr 2, 2021 at 09:25 AM

Data in this report are provisional and subject to change.

The numbers in the table below represent the number of Florida and non-Florida residents for whom test results were received by the Department of Health. A person can be tested by more than one laboratory and can have both positive and negative results. **Therefore, the sum of the numbers in each column will be larger than the total number of people tested.**

Reporting lab	Inconclusive	Negative	Positive	Percent positive	Total
Conway Lakes Health and Rehabilitation Center		78			78
NEW MEXICO STATE PUBLIC HEALTH DIVISION		78			78
CENTRAL BALDWIN IMMEDIATE CARE & FAMILY PRACTICE		60	18	23%	78
LAKE MORTON PLAZA		75	3	4%	78
HEALTH FIRST - PALM BAY HOSPITAL		2	75	97%	77
MISIR DRUGS LLC		64	13	17%	77
BOND CLINIC PA		45	32	42%	77
SIMED LABORATORY		61	16	21%	77
BLOCK NATION CHASE		64	13	17%	77
RARITAN BAY PERTH AMBOY		68	9	12%	77
WEST VOLUSIA FAMILY AND SPORTS MEDICINE		75	2	3%	77
ORANGE CITY NURSING AND REHAB		75	2	3%	77
BAYCARE MEDICAL GROUP		71	6	8%	77
LAB PLUS, LLC AT SAINT THOMAS WEST HOSPITAL		63	14	18%	77
TRUE NORTH HEALTH NAVIGATION LLC DBA DISPATCHHEALTH	1	60	16	21%	77
BROWARD HEALTH MEDICAL CENTER CLINICAL LAB			76	100%	76
CLINICAL PATHOLOGY ASSOCIATES-SONIC REFERENCE LAB		76			76
WALGREENS 9627		70	6	8%	76
WINDSOR REFLECTIONS		75	1	1%	76
S-H THIRTY-FIVE OPCO- PORT ST LUCIE, LLC	1	75			76
MOBILE PHYSICIAN SERVICES INC		68	8	11%	76
HOLMES COUNTY HEALTH DEPARTMENT	1	62	13	17%	76
GRACE MEDICAL HOME		61	15	20%	76
DYNAMIC MEDICAL USA			76	100%	76
AESTHETIC SURGERY CENTER OF WINTER PARK, THE	3	67	5	7%	75
JACOBI MEDICAL CENTER		70	5	7%	75
ADVENTHEALTH EXPRESSCARE		45	30	40%	75
EVENTEST, LLC		73	2	3%	75
JENNIFER J CHIAVETTA-GRLSANTI DC		60	15	20%	75
TREASURE COAST PEDIATRICS PA		69	6	8%	75
PROMEDICA LABORATORIES		21	54	72%	75
BROWARD HEALTH MEDICAL CENTER		3	72	96%	75
NOAH CLINICAL LABORATORY		63	11	15%	74
ROYAL CARE OF AVON PARK		71	3	4%	74
DOH-WEST PALM BEACH BRANCH LABORATORY		3	71	96%	74
SCOTT LAKE HEALTH AND REHABILITATION CENTER		71	3	4%	74
BROOKDALE OVIEDO		72	2	3%	74
FREEDOM SQUARE NURSING CENTER		66	8	11%	74
OAK MANOR NURSING HOME		70	4	5%	74
MICHAEL AKPEKE MD		64	9	12%	73
WATERCREST ST LUCIE WEST	1	69	3	4%	73
CONSULATE HEALTH CARE - LAKE MARY		72	1	1%	73
VILLAGES VA CBOC	2	65	6	8%	73
TROPICANA MANUFACTURING COMPANY INC		67	6	8%	73
AR ANESTHESIA LLC		71	2	3%	73
ASSOCIATED CLINICAL LABORATORIES		65	8	11%	73

COVID-19: testing by laboratory

Data through Apr 1, 2021 verified as of Apr 2, 2021 at 09:25 AM

Data in this report are provisional and subject to change.

The numbers in the table below represent the number of Florida and non-Florida residents for whom test results were received by the Department of Health. A person can be tested by more than one laboratory and can have both positive and negative results. **Therefore, the sum of the numbers in each column will be larger than the total number of people tested.**

Reporting lab	Inconclusive	Negative	Positive	Percent positive	Total
WALGREENS 2941		69	3	4%	72
LAKE CITY VA MEDICAL CENTER			72	100%	72
ALTAMONTE PEDIATRIC ASSOCIATES		31	41	57%	72
INSTITUTE OF PATHOLOGY KINGS COUNTY		70	2	3%	72
CRAIG BERGER MD PL D/B/A BAY AREA EYE INSTITUTE		72			72
DELCARE PA		56	16	22%	72
HAVEN OF OUR LADY OF PEACE		72			72
DISCOVERY VILLAGE AT PALM BEACH GARDENS		71	1	1%	72
ADVANCED LAB		67	4	6%	71
INN AT ASTON GARDENS AT PELICAN POINTE,THE		67	4	6%	71
AMMON LABS		61	10	14%	71
Summit Medical Group, Pa Db a Citymd		64	7	10%	71
NORTH FLORIDA PEDIATRICS		57	14	20%	71
MD LABS		44	27	38%	71
STERLING HOUSE OF TALLAHASSEE	3	62	6	8%	71
STONY BROOK SOUTHAMPTON		69	2	3%	71
SUNCOAST COMMUNITY HEALTH CENTERS PEDIATRICS		21	49	70%	70
CL BRUMBACK PRIMARY CARE CLINICS		17	53	76%	70
HARMONY CLINIC		1	69	99%	70
PANCARE HEALTH - FREEPORT CLINIC SUITE B		61	9	13%	70
LEVY COUNTY DEPARTMENT OF HEALTH		50	20	29%	70
GRAND ST PAUL CVS		69	1	1%	70
USF HEALTH MORSANI CENTER		5	65	93%	70
CENTRAL FLORIDA PEDIATRICS		38	32	46%	70
GV NAPLES OPCO, LLC		69	1	1%	70
Highlands Regional Hospital		63	7	10%	70
ADVENT HEALTH - LAKE MARY		60	10	14%	70
COLONY CARE CENTER		55	15	21%	70
SUMMIT AT VENICE	2	63	5	7%	70
PANCARE HEALTH - MALONE CLINIC		63	7	10%	70
LUTHERAN HAVEN ASSISTED LIVING		69			69
HERITAGE HEALTHCARE AND REHABILITATION CENTER		69			69
SOS MOBILE MEDICAL CARE LLC		58	11	16%	69
MEMORIAL MANOR		69			69
PLANTATION GENERAL HOSPITAL CLINICAL LAB		26	43	62%	69
NOMI HEALTH LAB SERVICES LLC		5	64	93%	69
SANDALWOOD NURSING CENTER		64	5	7%	69
SAN JOSE SENIOR CARE LLC	1	43	25	36%	69
BOND CLINIC DR ELDEEB		35	34	49%	69
PARKSIDE INN	3	64	2	3%	69
TALLAHASSEE VA OPC		67	2	3%	69
TITUSVILLE FAMILY PRACTICE		16	53	77%	69
CP/AIG PENSACOLA DEVELOPMENT LLC		66	3	4%	69
PERSONAL PEDIATRICS		60	8	12%	68
AEL- MEMPHIS		17	51	75%	68
INDIGO MANOR		22	46	68%	68

COVID-19: testing by laboratory

Data through Apr 1, 2021 verified as of Apr 2, 2021 at 09:25 AM

Data in this report are provisional and subject to change.

The numbers in the table below represent the number of Florida and non-Florida residents for whom test results were received by the Department of Health. A person can be tested by more than one laboratory and can have both positive and negative results. **Therefore, the sum of the numbers in each column will be larger than the total number of people tested.**

Reporting lab	Inconclusive	Negative	Positive	Percent positive	Total
BENTLEY CARE CENTER		68			68
BioReference Laboratories, Inc		8	60	88%	68
GENPATH			68	100%	68
BIG BOCA SMILES LLC		66	2	3%	68
SUNCOAST OPTIMAL WELLNESS		23	45	66%	68
EC OPCO PENSACOLA, LLC		66	1	1%	67
GOOD HEARTS COVID TESTING		24	43	64%	67
THOMAS INTERNAL MEDICINE		56	11	16%	67
ARTHREX MEDICAL CENTER		39	28	42%	67
NORTH SHORE UNIVERSITY HOSPITAL LABORATORY		61	6	9%	67
MEASE MANOR INC		63	4	6%	67
INFINITY BIOLOGIX LLC OAKDALE		62	5	7%	67
FLORIDA MEDICAL CLINIC PA		47	20	30%	67
AESTHETIC ENHANCEMENTS		67			67
AMERICAN FAMILY MEDICAL		53	13	20%	66
DEVELOPMENTAL DISABILITIES DEFENDANT PROGRAM		64	2	3%	66
MEDEX MEDICAL EXPRESS OF PALATKA			66	100%	66
SOMERBY OF SANTA ROSA BEACH		57	9	14%	66
OKEECHOBEE URGENT CARE		17	49	74%	66
EMERGENCY PHYSICIANS MEDICAL CENTER LLC		48	18	27%	66
Stratford Court of Palm Harbor		56	10	15%	66
MED EXPRESS		6	60	91%	66
NXGEN MDX		20	45	69%	65
BOND AND STEELE CLINIC, PA		51	14	22%	65
ISLAND COAST PEDIATRICS		58	7	11%	65
SAMFORD UNIVERSITY HEALTH SERVICES		64	1	2%	65
CORAL GABLES HOSPITAL			65	100%	65
ADVENT HEALTH CENTRA CARE - WINTER GARDEN		19	46	71%	65
WADSWORTH HEALTH CENTER		62	3	5%	65
SUMMER VISTA ASSISTED LIVING		38	27	42%	65
BROOKDALE CENTRE POINTE	1	64			65
OUT OF STATE		40	25	38%	65
CVS MINUTE CLINIC		1	64	98%	65
VETERANS AFFAIRS MEDICAL CENTER - GULF COAST		27	38	58%	65
NEMOURS CHILDRENS PRIMARY CARE OVIEDO		51	13	20%	64
JOSEPH L MORSE GERIATRIC CENTER	2	59	3	5%	64
LINCOLN MEDICAL AND MENTAL HEALTH CENTER		61	3	5%	64
HERNANDO COUNTY FIRE RESCUE DISTRICT		30	34	53%	64
GREENLEAF ALF		63	1	2%	64
BREVARD HEALTH ALLIANCE INC		61	3	5%	64
VIERA HEALTH AND REHABILITATION CENTER		62	2	3%	64
NORTH FLORIDA MEDICAL CENTER		58	6	9%	64
TOWERS HOME CARE		60	4	6%	64
EAST RIDGE RETIREMENT VILLAGE		64			64
TRINITY AL SENIOR HOUSING LLC		45	19	30%	64
SILVER LAKE PEDIATRICS PA		57	7	11%	64

COVID-19: testing by laboratory

Data through Apr 1, 2021 verified as of Apr 2, 2021 at 09:25 AM

Data in this report are provisional and subject to change.

The numbers in the table below represent the number of Florida and non-Florida residents for whom test results were received by the Department of Health. A person can be tested by more than one laboratory and can have both positive and negative results. **Therefore, the sum of the numbers in each column will be larger than the total number of people tested.**

Reporting lab	Inconclusive	Negative	Positive	Percent positive	Total
BARNETT PARK☐		2	61	97%	63
BEEHIVE HOMES OF GULF BREEZE		47	16	25%	63
FLORIDA HEALTH CARE		8	55	87%	63
INTERNAL MEDICINE ASSOCIATES PA		59	4	6%	63
MEDI CLINIC SARASOTA INC		62	1	2%	63
WILSON MEMORIAL REGIONAL MEDICAL CENTER		59	4	6%	63
THE GOOD SHEPARDS OF DELAND-WEST		62	1	2%	63
APC PEDIATRICS AT RYE ROAD MEDICAL PARK		63			63
BRANDON COMMUNITY HEALTH CENTER		49	14	22%	63
DAVID POSNACK JEWISH DAY SCHOOL		63			63
LAKELAND REGIONAL HEALTH		38	24	39%	62
OVERLOOK HOSPITAL LABORATORY		57	5	8%	62
MINUTECLINIC DIAGNOSTIC OF NEW JERSEY		55	7	11%	62
ADVENT HEALTH - PALM COAST		1	61	98%	62
TROY REGIONAL MEDICAL CENTER		51	11	18%	62
ROCKLEDGE REGIONAL MEDICAL CENTER		30	32	52%	62
EAST HILL PHARMACY		43	19	31%	62
EMERALD COAST HOSPICE		61	1	2%	62
MENTAL HEALTH CARE INC		53	9	15%	62
TAMPA BAY CONCIERGE DOCTOR, LLC		60	2	3%	62
BURRY'S PHARMACY INC		37	25	40%	62
BRADFORD COUNTY HEALTH DEPARTMENT		61	1	2%	62
WASHINGTON REHABILITATION AND NURSING CENTER		51	10	16%	61
RITECARE MED CTR H			61	100%	61
PALM BAY URGENT CARE		28	33	54%	61
MICHAEL A VENAZIO MD		58	3	5%	61
CAMPBELL URGENT CARE			60	100%	60
TWIN CREEKS ASSISTED LIVING & MEMORY CARE		57	3	5%	60
THE TRADITION OF THE PALM BEACHES		59	1	2%	60
ST FRANCIS HOSPITAL		52	8	13%	60
SONORAN DESERT PATHOLOGY ASSOCIATES		3	57	95%	60
CINNAMON COVE ALF		59	1	2%	60
KESHAV RX LLC		49	11	18%	60
THE PRESERVE AT CLEARWATER		58	2	3%	60
WAVE CREST HEALTH AND REHABILITATION CENTER		57	3	5%	60
SAFARI PEDIATRICS PA		59	1	2%	60
81ST MEDICAL GROUP		28	32	53%	60
LPG CONVENIENT CARE AT PINE ISLAND ROAD		54	6	10%	60
Palms at Ponte Vedra Assisted Living and Memory Care		56	3	5%	59
INTERNAL LAB		50	9	15%	59
MILLENIUM PHYSICIANS GROUP		1	58	98%	59
FERN PARK DEVELOPMENTAL CENTER		5	54	92%	59
BIOTECH		52	7	12%	59
STEINHATCHEE FAMILY MEDICAL CENTER☐	1	50	8	14%	59
CDR MAGUIRE INC	1	7	51	86%	59
BIG BEND CARES, INC		51	8	14%	59

COVID-19: testing by laboratory

Data through Apr 1, 2021 verified as of Apr 2, 2021 at 09:25 AM

Data in this report are provisional and subject to change.

The numbers in the table below represent the number of Florida and non-Florida residents for whom test results were received by the Department of Health. A person can be tested by more than one laboratory and can have both positive and negative results. **Therefore, the sum of the numbers in each column will be larger than the total number of people tested.**

Reporting lab	Inconclusive	Negative	Positive	Percent positive	Total
PANCARE HEALTH - JACKSON COUNTY		48	11	19%	59
MINUTECLINIC DIAGNOSTIC OF KANSAS, PA		50	9	15%	59
NICEVILLE URGENT CARE		14	45	76%	59
CARDIOLOGY AND MEDICINE ASSOCIATES		43	16	27%	59
UHEALTH AT FISHER ISLAND			59	100%	59
TBI RESIDENTIAL SERVICES, INC.		48	11	19%	59
CHILDREN'S HOSPITAL OF ALABAMA		58	1	2%	59
SONATA BOCA RATON		54	4	7%	58
ST CLOUD PHYSICIAN MANAGEMENT LLC DBA ST CLOUD		28	30	52%	58
MICHIGAN DEPARTMENT OF HEALTH AND HUMAN SERVICES	1		57	98%	58
ERDOX		55	3	5%	58
MEDLOGIC LABORATORIES		3	55	95%	58
KINDRED HOSPITAL CENTRAL TAMPA BLOOD GAS	1	52	5	9%	58
TUKA PEDIATRICS		7	51	88%	58
GOLDEN POND COMMUNITIES		58			58
FLORIDA HEALTH CARE DELAND			58	100%	58
SUMTER PEDIATRICS		53	5	9%	58
HORIZON ALF		57	1	2%	58
Margate Health and Rehabilitation Center		56	2	3%	58
BUECHELE DENTAL PA DBA CLERMONT FAMILY DENTISTRY		48	10	17%	58
KEY WEST MEDICAL CENTER	1	50	6	11%	57
ALEXANDER NININGER STATE VETERANS		57			57
KAPG FLEMING ISLAND SENIOR HOUSING OPCO LLC	1	56			57
PALM RIVER COMMUNITY HEALTH CENTER		52	5	9%	57
LPG PRIMARY CARE AT SURFSIDE		50	7	12%	57
ERIC C MRSHAL, MD, PC #1842		54	3	5%	57
ALZHEIMERS CARE CENTER OF VIERA LTD		37	20	35%	57
MALCOM RANDALL DEPT OF VAMC			57	100%	57
ADVENT HEALTH - MOUNT DORA		10	47	82%	57
DEPT OF VA MED CENTE-WEST PALM BEACH			57	100%	57
THE CANOPY AT BERRYHILL		57			57
GENESIS DERMATOLOGY		53	4	7%	57
FINLAY CLINICAL LABORATORY		20	37	65%	57
ASCENSION SACRED HEART BAY LABORATORY		54	3	5%	57
CARE CENTERS OF NASSAU LLC MINER ROAD SOUTH		57			57
GRAND AVENUE RX			56	100%	56
EAGLES WATCH CLUSTER		47	9	16%	56
ATRIA PARK OF LAKE FOREST (WG HERITAGE LF LLC)		54	2	4%	56
Gulfport Rehabilitation Center		53	3	5%	56
COOPER FAMILY MEDICAL, PLLC		46	10	18%	56
TIFFANY HALL NURSING AND REHAB		44	12	21%	56
MAUREEN OROURKE-FUTEY			56	100%	56
MEADOWCREST FAMILY PHYSICIANS PA	1	33	22	39%	56
MARQUIS LABS, LLC		55	1	2%	56
PHYSICIANS PRIMARY CARE OF SOUTHWEST FLORIDA		39	17	30%	56
PATHOLOGY CONSULTANTS OF NEW MEXICO		56			56

COVID-19: testing by laboratory

Data through Apr 1, 2021 verified as of Apr 2, 2021 at 09:25 AM

Data in this report are provisional and subject to change.

The numbers in the table below represent the number of Florida and non-Florida residents for whom test results were received by the Department of Health. A person can be tested by more than one laboratory and can have both positive and negative results. **Therefore, the sum of the numbers in each column will be larger than the total number of people tested.**

Reporting lab	Inconclusive	Negative	Positive	Percent positive	Total
ROSECASTLE OF JACKSONVILLE LLC		55	1	2%	56
FAMILY HEALTH CENTER		41	15	27%	56
ALL AMERICAN URGENT CARE			56	100%	56
HIALEAH HOSPITAL RESPIRATORY DEPT			56	100%	56
KENDALL REGIONAL MEDICAL CENTER LAB	3		52	95%	55
SARATOGA HOSPITAL LABORATORY		50	5	9%	55
WEST ISLIP URGENT CARE		50	5	9%	55
MINUTECLINIC DIAGNOSTIC OF HAWAII LLC		48	7	13%	55
MD NOW MEDICAL CENTERS, INC.		44	11	20%	55
FAST PACE MEDICAL CLINIC, PLLC		48	7	13%	55
CVS NY4098030POCT NEW YORK		54	1	2%	55
VPA PC LAB		48	7	13%	55
SONATA HUNTERS CREEK		47	8	15%	55
PREMIER MEDICAL ASSOCIATES ALL FLORIDA LLC		54	1	2%	55
PALM BAY PEDIATRICS		36	19	35%	55
NITE LITE PEDIATRICS - PORT ST. LUCIE		46	9	16%	55
Salerno Bay Health & Rehabilitation Center		45	10	18%	55
DOT DOC SARASOTA		50	5	9%	55
CLERMONT HEALTH AND REHAB		40	14	26%	54
VALENCIA HOUSE ALF		52	2	4%	54
JUNIPER VILLAGE AT NAPLES		53	1	2%	54
CAMBRIDGE SECURITY SERVICES		51	3	6%	54
SARASOTA CO. HEALTH DEPT # 58		40	14	26%	54
SPRING MANOR ASSISTED LIVING		54			54
UNITED LABORATORY SERVICES CORPORATION		38	16	30%	54
ST. CLOUD MEDICAL GROUP		54			54
FUTURE PEDIATRICS		51	3	6%	54
MINUTECLINIC DIAGNOSTIC OF SOUTH CAROL		49	5	9%	54
CERTUS MTD OPCP LLC		52	2	4%	54
PROMEDICA SENIOR LIVING		51	3	6%	54
APOLLOMDX LABS		32	22	41%	54
FAMILY EXTENDED CARE OF PUNTA GORDA		54			54
Osprey Point Nursing Center		51	2	4%	53
CENTRA CARE - LAKE NONA		6	47	89%	53
MISSION OAKS ASSISTED LIVING		51	2	4%	53
ST VINCENTS PRIMARY CARE		48	5	9%	53
S-H THIRTY FIVE OPCO - ORANGE CITY, LLC		43	10	19%	53
REHAB AND HEALTHCARE CENTER OF CAPE CORAL		53			53
NORTH FLORIDA PEDIATRICS - JACKSONVILLE		48	5	9%	53
QUOTIENT SCIENCES LABS LLC			53	100%	53
SHERMAN-ABRAMS LABORATORY INC		49	4	8%	53
GENTIVA HEALTH SERVICES CERTIFIED INC		50	3	6%	53
SANTA BARBARA CARE CENTER		35	18	34%	53
UNIVERSITY OF WEST FLORIDA, THE		52	1	2%	53
SOMERSET			53	100%	53
BARNES HEALTHCARE OF FLORIDA LLC		49	4	8%	53

COVID-19: testing by laboratory

Data through Apr 1, 2021 verified as of Apr 2, 2021 at 09:25 AM

Data in this report are provisional and subject to change.

The numbers in the table below represent the number of Florida and non-Florida residents for whom test results were received by the Department of Health. A person can be tested by more than one laboratory and can have both positive and negative results. **Therefore, the sum of the numbers in each column will be larger than the total number of people tested.**

Reporting lab	Inconclusive	Negative	Positive	Percent positive	Total
ROCHESTER GENERAL HOSPITAL LABORATORY		48	4	8%	52
GEORGE E WEEMS MEMORIAL HOSPITAL LAB		42	10	19%	52
MEDICAL PAVILION CLINIC		37	15	29%	52
CALHOUN COUNTY HEALTH DEPT		25	27	52%	52
LITTLE NECK URGENT CARE		50	2	4%	52
SIMEDHEALTH LLC		44	8	15%	52
BAYFRONT MEDICAL		31	21	40%	52
INTERNAL MEDICINE SPECIALIST		46	6	12%	52
Jupiter Medical Center Pavilion		51	1	2%	52
ADVENT HEALTH		49	3	6%	52
SNH BRFL TENANT LLC	2	50			52
SOUTHSIDE HOSPITAL NORTHWELL HEALTH LABORATORY		45	7	13%	52
ENCOMPASS HEALTH REHABILITATION HOSPITAL OF LARGO		48	3	6%	51
MIAMI CLINICAL RESEARCH CORP		12	39	76%	51
LPG PEDIATRICS AT PAGE FIELD		50	1	2%	51
BENTLEY VILLAGE II		42	9	18%	51
LAKELAND REGIONAL HEALTH GATEWAY CENTER		28	23	45%	51
WALGREENS #10373		49	2	4%	51
PENNSYLVANIA DEPARTMENT OF HEALTH BUREAU OF LABORATORIES			51	100%	51
GULFVIEW MEDICAL INSTITUTE		51			51
AVANTE ST CLOUD		48	3	6%	51
ADVENT HEALTH EXPRESS CARE		5	46	90%	51
NAPHCARE INC		46	5	10%	51
INN AT THE FOUNTAINS, THE		34	17	33%	51
ORCHID COVE AT DAYTONA		45	5	10%	50
MIRIMUS CLINICAL LABS	1	20	29	58%	50
SOUTHEAST ALABAMA MEDICAL CENTER			50	100%	50
BETHUNE-COOKMAN UNIVERSITY		32	18	36%	50
CARE ATC - ANDES			50	100%	50
HILA BECKERMAN MD LLC	1	45	4	8%	50
SOUTH CAROLINA DEPT OF HEALTH AND ENVIRONMENT CONTROL		11	39	78%	50
FELICIDAD MEDICAL CENTER		4	46	92%	50
PORT ST. LUCIE - ZAXBY'S		50			50
ORTHOPAEDIC SURGERY CENTER		50			50
AMELIA ASSISTED LIVING FACILITY		50			50
CHILDRENS CLINIC		16	34	68%	50
BENTON HOUSE OF PORT ORANGE		44	6	12%	50
TRADITIONAL HOME HEALTH OF PALM BEACH INC		49	1	2%	50
PHILLIPPE RIDGE		38	12	24%	50
HEALTH FIRST - CAPE CANAVERAL HOSPITAL		1	48	98%	49
NORTHBROOK CENTER FOR		47	2	4%	49
QHC UPSTATE MEDICAL PC		41	8	16%	49
HOME CARE PHARMACY		49			49
DOCTORS CENTER PA,THE		41	8	16%	49
ADVENTHEALTH MEDICAL GROUP MULTISPECIALTY			49	100%	49
USF		1	48	98%	49

COVID-19: testing by laboratory

Data through Apr 1, 2021 verified as of Apr 2, 2021 at 09:25 AM

Data in this report are provisional and subject to change.

The numbers in the table below represent the number of Florida and non-Florida residents for whom test results were received by the Department of Health. A person can be tested by more than one laboratory and can have both positive and negative results. **Therefore, the sum of the numbers in each column will be larger than the total number of people tested.**

Reporting lab	Inconclusive	Negative	Positive	Percent positive	Total
RAINBOW PEDIATRICS PC LLC / BREAKFAST POINT		38	11	22%	49
ST ANTHONYS PRIMARY CARE LLC/JACKSON STREET			49	100%	49
SOFT CELL LABORATORIES		45	4	8%	49
CORNERSTONE PEDIATRICS		37	12	24%	49
PRACTICE MANAGEMENT OF AMERICA, INC.		7	42	86%	49
DOH		23	26	53%	49
ALLEGRO		47	2	4%	49
ADVENTIST HEALTH SYSTEM FLORIDA		34	15	31%	49
SOLARIS SENIOR LIVING NORTH NAPLES		48	1	2%	49
LONG ISLAND JEWISH MED CTR		46	3	6%	49
BIOREFERENCE LABORATORIES INC		4	44	92%	48
SEWANEE MOLECULAR DIAGNOSTICS LABORATO		48			48
CAREMED INTERNAL MEDICINE		30	18	38%	48
LONG ISLAND UNIVERSITY - POST CAMPUS		48			48
IMA MEDICAL CENTER		33	15	31%	48
PREMIER MEDICAL ASSOCIATES		46	2	4%	48
COURTYARD GARDENS OF JUPITER		48			48
POPLAR HEALTHCARE PLLC	1	11	36	75%	48
BITTINGS APOTHECARY INC		42	6	13%	48
S-H THIRTY FIVE OPCO - LUTZ, LLC		47	1	2%	48
INTERCOASTAL MEDICAL GROUP		2	46	96%	48
THE TERRACE OF JACKSONVILLE		3	45	94%	48
BAY CENTER HURRICANE SHELTER		48			48
NAPLES PEDIATRICS INC□		43	5	10%	48
GRAND OAKS OF PALM CITY LLC□	1	41	6	13%	48
BAPTIST URGENT CARE		44	4	8%	48
PREMIER COMMUNITY HEALTHCARE GROUP INC		46	2	4%	48
FHMG_CTR FOR SENIOR HEALTH		43	5	10%	48
NEW YORK PRESBYTERIAN - QUEENS DIAGNOSTIC		44	4	8%	48
LEE COMMUNITY HEALTHCARE - LEHIGH		39	8	17%	47
MADISON COUNTY MEMORIAL HOSPITAL LABORATORY		15	32	68%	47
NAVARRE GARDENS		41	6	13%	47
INTERLAB		1	46	98%	47
MARIANNA HEALTH AND REHABILITATION CENTER		46	1	2%	47
OCOEE PEDIATRICS		40	7	15%	47
HERNANDO ENDOSCOPY AND SURGERY CENTER		36	11	23%	47
Citymd Of Toms River		41	6	13%	47
ADVENT HEALTH - LAKE WALES		35	12	26%	47
Bon Secours Maria Manor		42	5	11%	47
CAPE REGIONAL MEDICAL CENTER		45	2	4%	47
GUIDEWELL EMERGENCY MEDICINE DOCTORS LLC		21	26	55%	47
COMPLETE HOME CARE OF THE PALM BEACHES LLC		43	4	9%	47
MOBILE DOC FL, LLC		29	18	38%	47
NORTH FLORIDA / SOUTH GEORGIA VETERANS HEALTH SYSTEM		1	45	98%	46
NIGHT LITE PEDIATRICS CENTER LLC		10	36	78%	46
HARTFORD HEALTH SERVICES LLC		46			46

COVID-19: testing by laboratory

Data through Apr 1, 2021 verified as of Apr 2, 2021 at 09:25 AM

Data in this report are provisional and subject to change.

The numbers in the table below represent the number of Florida and non-Florida residents for whom test results were received by the Department of Health. A person can be tested by more than one laboratory and can have both positive and negative results. **Therefore, the sum of the numbers in each column will be larger than the total number of people tested.**

Reporting lab	Inconclusive	Negative	Positive	Percent positive	Total
TGH URGENT CARE POWERED BY FAST TRACK			46	100%	46
Guardian Care Nursing and Rehabilitation Center		46			46
H LEE MOFFITT CANCER CENTER MICRO		46			46
COLLIER BLVD HMA PHYSICIAN MANAGEMENT LLC		46			46
KAPG ST AUGUSTINE SENIOR HOUSING OPCO LLC		37	9	20%	46
TRICORE REF LABS - UNIV OF NM		46			46
POINTE AT NEW PORT PLACE,THE		46			46
ADVENT HEALTH MEDICAL GROUP OB GYN AT		40	6	13%	46
CITYMD OF MANAHAWKIN		44	2	4%	46
PREMIER PLACE HEALTHCARE AT THE GLENVIEW		46			46
EAST MANATEE FAMILY	1	1	44	96%	46
WG EVERGREEN WOODS SH LLC		46			46
WINTER GARDEN REHAB AND NURSING CENTER		42	4	9%	46
CARE 4 U MANAGEMENT, INC			46	100%	46
PATRICK MANOR INCORPORATED		46			46
PINES NURSING HOME		44	2	4%	46
LAKE CO EMPLOYEE HEALTH AND WELLNESS CENTER		42	4	9%	46
FAMILY EXTENDED CARE OF WINTER HAVEN		44	2	4%	46
EMED LABS, LLC	3	43			46
LABCORP		16	30	65%	46
MILLENNIA ADVANCED SCIENTIFIC LLC			45	100%	45
ISLAND URGENT CARE PLLC		42	3	7%	45
REDI-MED WALK-IN FAMILY CARE			45	100%	45
BD MEDICAL SYSTEMS		43	2	4%	45
GRAMERCY PARK URGENT CARE		43	2	4%	45
LINCOLN DIAGNOSTIC LAB		43	2	4%	45
VIP WALK IN CLINIC		23	22	49%	45
MULBERRY CARE CENTER		36	9	20%	45
NEOGENOMICS LABORATORIES INC		45			45
HOLY NAME HOSPITAL LABORATORY		43	2	4%	45
ADVENTHEALTH MEDICAL GROUP FAMILY MEDICINE		40	5	11%	45
HIGHLANDS COUNTY FIRE RESCUE		45			45
MINUTECLINIC, LLC		39	6	13%	45
BRP SH OPCO LLC		45			45
COLLIER URGENT CARE CENTERS		44	1	2%	45
SOUTHPORT SQUARE HARBOUR HEALTH		45			45
NEXT MOLECULAR ANALYTICS		14	31	69%	45
CITY OF CAPE CORAL		35	10	22%	45
LIGHTHOUSE PEDIATRICS OF NAPLES		41	4	9%	45
PANCARE HEALTH - BAY COUNTY - YOUNGSTOWN		40	5	11%	45
COASTAL LABORATORIES OF FLORIDA		40	5	11%	45
STUART URGENT CARE			45	100%	45
ALLIANCE OF PHYSICIANS AGAINST COVID-19			45	100%	45
LARA HEALTH AND WELLNESS CENTER LLC		45			45
LUTHERAN HAVEN EXTENDED CONGREGATE CAR		45			45
SAN CARLOS PHARMACY		39	6	13%	45

COVID-19: testing by laboratory

Data through Apr 1, 2021 verified as of Apr 2, 2021 at 09:25 AM

Data in this report are provisional and subject to change.

The numbers in the table below represent the number of Florida and non-Florida residents for whom test results were received by the Department of Health. A person can be tested by more than one laboratory and can have both positive and negative results. **Therefore, the sum of the numbers in each column will be larger than the total number of people tested.**

Reporting lab	Inconclusive	Negative	Positive	Percent positive	Total
NEWPATH DIAGNOSTICS		36	8	18%	44
WALGREENS 3145		41	3	7%	44
COURTYARD GARDENS OF BOYNTON BEACH, LLC		41	3	7%	44
MORTON PLANT			44	100%	44
JFK MEDICAL CENTER NORTH LAB		1	43	98%	44
ST JOSEPHS HOSPITAL SOUTH HOSPITAL			44	100%	44
VANDERBILT UNIVERSITY MEDICAL CENTER		39	5	11%	44
THE MERIDIAN AT BOCA RATON	1	43			44
Gulf Shore Care Center		39	5	11%	44
ASHTON PLACE	3	37	4	9%	44
FLORIDA HOSPITAL		28	16	36%	44
SUN CLINICAL LABORATORIES		43	1	2%	44
PEDIATRICS OF CENTRAL FLORIDA – SAINT CLOUD	2	40	2	5%	44
TRIPLE O MEDICAL SERVICES INC		41	3	7%	44
OPTUMCARE SOUTH FLORIDA, LLC		37	7	16%	44
UNION MEDICAL CARE PLLC		43	1	2%	44
LYSTER ACH FT RUCKER AL		41	3	7%	44
RADIOLOGY ASSOCIATES OF VENICE AND ENGLEWOOD		42	2	5%	44
CAMP BOGGY CREEK		44			44
WOLFF CTR FOR CHILD & ADOLESCENT HEALTH PLLC,THE		26	17	40%	43
ADVANCE URGENT CARE CENTER, LLC		2	41	95%	43
LOURDES HOSPITAL INC		41	2	5%	43
BRANCH MEDICAL CLINIC			43	100%	43
AVALON PARK RETIREMENT RESIDENCE		41	2	5%	43
PLAINVIEW URGENT CARE		40	3	7%	43
DUVAL PHARMACY		32	11	26%	43
TGH URGENT CARE - RIVERVIEW			43	100%	43
ROYAL PALM SENIOR RESIDENCE		43			43
PINELLAS INTERNAL MEDICINE ASSOCIATES	1	39	3	7%	43
PRINCETON VILLAGE□		39	4	9%	43
FIRST CHOICE URGENT CARE		12	31	72%	43
ORLANDO CLINICAL RESEARCH CENTER		41	2	5%	43
LAKE MARY KIDS CENTRA CARE		33	10	23%	43
ATRIA WILLOW WOOD		40	2	5%	42
CLINICAL LABORATORY		42			42
University Hills health and Rehabilitation		32	10	24%	42
BENTON HOUSE OF ST. JOHNS		40	2	5%	42
SUNCOAST TECHNICAL COLLEGE SCHOOL OF HEALTH		42			42
LONGLEAF DIAGNOSTIC LABORATORIES		13	29	69%	42
URGENT CARE & WELLNESS CENTER		10	32	76%	42
ST JUDE LABORATORIES		39	3	7%	42
CVS MINUTE CLINIC DIAGNOSTIC OF NORTH CAROL		36	6	14%	42
KIVA AT CANTERBURY		25	17	40%	42
LPG PULMONOLOGY-COCONUT POINT		36	6	14%	42
EAST CENTRAL FLORIDA OUTPATIENT IMAGING		30	12	29%	42
CDR MAGUIRE - MIAMI BEACH CC MISSION 17388		2	40	95%	42

COVID-19: testing by laboratory

Data through Apr 1, 2021 verified as of Apr 2, 2021 at 09:25 AM

Data in this report are provisional and subject to change.

The numbers in the table below represent the number of Florida and non-Florida residents for whom test results were received by the Department of Health. A person can be tested by more than one laboratory and can have both positive and negative results. **Therefore, the sum of the numbers in each column will be larger than the total number of people tested.**

Reporting lab	Inconclusive	Negative	Positive	Percent positive	Total
PACIFICA SENIOR LIVING OCALA		37	5	12%	42
Atlantic Shore Nursing and Rehab		42			42
MAIMONIDES-SHALOM ACADEMY, INC		41	1	2%	42
WHITE-WILSON MEDICAL CENTER		30	11	27%	41
BRONX LEBANON HOSPITAL-MEDICAL CENTER		37	4	10%	41
MINUTECLINIC DIAGNOSTIC OF NORTH CAROLINA		40	1	2%	41
PEDIATRICS OF CENTRAL FLORIDA KISSI		33	8	20%	41
NORTHWELL HEALTH PLAINVIEW HOSPITAL LABORATORY		32	9	22%	41
PREMIUM HEALTH SERVICES OF TAMPA BAY LLC		21	20	49%	41
CITRUS COUNTY HEALTH DEPARTMENT		35	6	15%	41
IMA MEDICAL GROUP POINCIANA		18	23	56%	41
CROSSROADS URGENT CARE		26	15	37%	41
UNIVERSITY OF ALABAMA		38	3	7%	41
LAKE SHERIFF		37	4	10%	41
MID-FLORIDA PATHOLOGY, LLC		33	8	20%	41
STAT ONE URGENT CARE CENTER		2	39	95%	41
1ST PRIORITY LAB SERVICES		35	6	15%	41
FLORIDA HOSPITAL NEW SMYRNA		4	37	90%	41
A & R RESEARCH GROUP		35	6	15%	41
CAREATC			41	100%	41
EASTERN SHORE URGENT CARE		30	11	27%	41
PROFESSIONAL PEDIATRICS		38	2	5%	40
STETSON UNIVERSITY STUDENT HEALTH CENTER		3	37	93%	40
ADVENT HEALTH CENTRA CARE - LAKELAND		30	10	25%	40
ROADS PEDIATRICS,LLC		38	2	5%	40
M&V SAN JOSE MEDICAL CENTER			40	100%	40
CAPITAL REGIONAL MEDICAL CENTER		2	38	95%	40
CLINICAL PATHOLOGY LABORATORIES, INC		40			40
NORTH CAROLINA DEPARTMENT OF HEALTH & HUMAN SERVICES	1		39	98%	40
PRIDE DIAGNOSTICS		24	16	40%	40
SUNSHINE ASSISTED LIVING		40			40
CEDAR CREEK AT KINGS BAY INC		39			39
LAKE INTERNAL MEDICINE ASSOCIATES PA		32	7	18%	39
GUYAN VALLEY WELLNESS CENTER		32	7	18%	39
MINUTECLINIC DIAGNOSTIC OF LOUISIANA		36	3	8%	39
SOMA MEDICAL CENTER PA #3		5	34	87%	39
PREMISE HEALTH MIA		1	38	97%	39
GREENSBORO PATHOLOGY LLC		31	8	21%	39
JUNIPER VILLAGE AT CAPE CORAL		34	5	13%	39
BOND CLINIC, PA		9	30	77%	39
ARCPPOINT LABS OF WEST PALM BEACH		4	35	90%	39
BAYSHORE PATHOLOGY CONSULTANTS PA		37	2	5%	39
CORRECTIONAL MEDICAL GROUP		27	12	31%	39
GENEXPERT			39	100%	39
BAY COUNTY JAIL ANNEX		34	5	13%	39
MEDEX MEDICAL EXPRESS OF PALATKA LLC			39	100%	39

COVID-19: testing by laboratory

Data through Apr 1, 2021 verified as of Apr 2, 2021 at 09:25 AM

Data in this report are provisional and subject to change.

The numbers in the table below represent the number of Florida and non-Florida residents for whom test results were received by the Department of Health. A person can be tested by more than one laboratory and can have both positive and negative results. **Therefore, the sum of the numbers in each column will be larger than the total number of people tested.**

Reporting lab	Inconclusive	Negative	Positive	Percent positive	Total
CLINICAL RESEARCH SEQUENCING PLATFORM		8	31	79%	39
BIOFIRE		7	32	82%	39
WG BAYPOINT VILLAGE SH LLC		38	1	3%	39
ST JOSEPHS CHILDRENS OUTREACH			39	100%	39
BROOKDALE BRANDON	1	38			39
MAIN STREET MEDICAL CENTER OF CRESTVIEW PA		20	19	49%	39
MAKO MEDICAL		21	17	45%	38
LPG PRIMARY CARE AT PINE ISLAND		32	6	16%	38
AUTUMN OF SARASOTA		12	26	68%	38
URGENT CARE USA LLC		2	36	95%	38
EC OPCO TIMBERLIN PARC LLC		38			38
MOLECULAR DIAGNOSTICS		5	33	87%	38
NIGHT LITE PEDIATRIC CENTER		10	28	74%	38
FLORIDA DEPARMENT OF HEALTH CLAY COUNTY		25	13	34%	38
ISLAMORADA VILLAGE OF ISLANDS FIRE RESCUE		36	2	5%	38
PALM POINT BEHAVIORAL HEALTH		38			38
THE MEDICAL GROUP OF SOUTH FLORIDA INC		34	4	11%	38
ADULT MEDICINE OF LAKE COUNTY INC			38	100%	38
ATRIA SAN PABLO		36	2	5%	38
CCRC @ SUNFLOWER LLC		35	3	8%	38
ANDALUSIA HEALTH		21	17	45%	38
HOMEWOOD RESIDENCE AT FREEDOM PLAZA		37	1	3%	38
Life Care Center of Citrus County		37	1	3%	38
NORTH FLORIDA PHARMACY		36	2	5%	38
STEWART MEDICAL GROUP, INC		21	17	45%	38
EVIVIA		36	2	5%	38
BELVEDERE COMMONS OF SUN CITY CENTER		37			37
ALAN A SMITH MD LLC		34	3	8%	37
HR SARASOTA OPERATOR LLC		25	12	32%	37
THE COLLIER AT NAPLES		36	1	3%	37
BASSETTI MEDICAL RESEARCH INC		29	8	22%	37
PONCE THERAPY CARE CENTER		34	3	8%	37
FAMILY EXTENDED CARE OF SEBRING INC		35	2	5%	37
VETERANS AFFAIRS MEDICAL CENTER - NEW YORK HARBOR		36	1	3%	37
ONE MILO		37			37
FAMILY AND INTERNAL MEDICINE AT AVALON PARK		33	4	11%	37
MINUTECLINIC DIAGNOSTIC OF RHODE ISLAND, LLC #1544		36	1	3%	37
LAKE COUNTY SCHOOLS EMPLOYEE HEALTH CENTER		26	11	30%	37
CAREHERE LAKE SCHOOLS EMPLOYEE HEALTH CENTER		26	11	30%	37
PATHOGENIUS LABORATORIES		30	7	19%	37
GRAND VILLA OF DEL RAY WEST		34	3	8%	37
ACCURATE DIAGNOSTIC LAB		35	2	5%	37
TAYLORVILLE FAMILY MEDICINE		30	7	19%	37
TANVIR H SHAGAR NP		31	6	16%	37
INNOVATION CLINICAL TRIALS, INC			37	100%	37
HOLZER HEALTH CENTER		5	32	86%	37

COVID-19: testing by laboratory

Data through Apr 1, 2021 verified as of Apr 2, 2021 at 09:25 AM

Data in this report are provisional and subject to change.

The numbers in the table below represent the number of Florida and non-Florida residents for whom test results were received by the Department of Health. A person can be tested by more than one laboratory and can have both positive and negative results. **Therefore, the sum of the numbers in each column will be larger than the total number of people tested.**

Reporting lab	Inconclusive	Negative	Positive	Percent positive	Total
D W MCMILLAN MEMORIAL HOSPITAL		26	11	30%	37
CONNECTICUT DEPARTMENT OF HEALTH		22	15	41%	37
ST AUGUSTINE PEDIATRIC ASSOC		33	4	11%	37
BULLS HEAD URGENT CARE		35	2	5%	37
CITY OF OCALA EMPLOYEE HEALTH AND WELLNESS CENTER		31	6	16%	37
IMMEDIATE CARE PA		32	4	11%	36
CLEARWATER PAIN MANAGEMENT ASSOCIATES		34	2	6%	36
PATHGROUP		9	27	75%	36
BVL/LITTLE ANGEL PEDIATRICS		36			36
WASHINGTON COUNTY HEALTH DEPARTMENT		24	12	33%	36
Kensington Gardens		36			36
HARMONY HEALTH OPCO, LLC		15	21	58%	36
ALWAYS BEST CARE SENIOR SERVICES		33	3	8%	36
CENTRAL FLORIDA HEALTH CARE INC WAUCHULA SITE 2		29	7	19%	36
PECONIC BAY MEDICAL CENTER LABORATORY		27	9	25%	36
LPG CONVENIENT CARE AT METRO		33	3	8%	36
DCH REGIONAL MEDICAL CENTER LABORATORY		35	1	3%	36
MEDCOMP SCIENCES			36	100%	36
MINUTECLINIC DIAGNOSTIC MEDICAL GROUP		33	3	8%	36
SIDDH INC DBA SAN CARLOS PHARMACY		33	3	8%	36
P23 LABS		35			35
POARCH BANC CREEK INDIANS TRIBAL HEALTH DEPARTMENT			35	100%	35
ST. MARYS MEDICAL CENTER		1	34	97%	35
WINDSOR WOODS REHAB & HEALTHCARE CTR		34	1	3%	35
HARBORCHASE OF WELLINGTON CROSSING		33	2	6%	35
FHMG-FLORIDA HOSPITAL MEDICAL GROUP		25	10	29%	35
PHYSICIAN ASSOCIATES LLC		26	9	26%	35
ADVENT HEALTH - FISH MEMORIAL		2	33	94%	35
THE PALMS PHARMACY, INC		32	3	9%	35
VIKOR SCIENTITIC		5	30	86%	35
IRL		4	31	89%	35
PARKSIDE HEALTH AND REHABILITATION CENTER			35	100%	35
NCHD		21	14	40%	35
MINUTECLINIC DIAGNOSTIC OF MICHIGAN		32	3	9%	35
WUESTHOFF MEMORIAL HOSPITAL			35	100%	35
SOUTHCOR LABORATORY		4	31	89%	35
ST LUCIE COUNTY JAIL		26	9	26%	35
HOLLISMED LLC		33	2	6%	35
ALABAMA CLINICS		19	16	46%	35
WALGREENS COVID-19		27	8	23%	35
LEE MEMORIAL HEALTH SYSTEM D/B/A LEE COMMUNITY		32	3	9%	35
GRAND VILLA OF ALTAMONTE SPRINGS		28	7	20%	35
RIVERHEAD URGENT CARE		34	1	3%	35
MAINSTREET FAMILY URGENT CARE		1	34	97%	35
BOCA TOXICOLOGY LLC		33	2	6%	35
BENTON HOUSE OF CLERMONT		35			35

COVID-19: testing by laboratory

Data through Apr 1, 2021 verified as of Apr 2, 2021 at 09:25 AM

Data in this report are provisional and subject to change.

The numbers in the table below represent the number of Florida and non-Florida residents for whom test results were received by the Department of Health. A person can be tested by more than one laboratory and can have both positive and negative results. **Therefore, the sum of the numbers in each column will be larger than the total number of people tested.**

Reporting lab	Inconclusive	Negative	Positive	Percent positive	Total
COLLIER HMA PHYSICIAN MANAGEMENT LLC		27	8	23%	35
ISLAND LAKE CENTER		14	21	60%	35
UNIVERSITY HOSPITAL		30	5	14%	35
JOHN D ARCHBOLD MEMORIAL HOSPITAL		34	1	3%	35
UNION MEDICAL CARE		35			35
RESIDENTIAL PLAZA AT BLUE LAGOON INC		32	3	9%	35
Rehabilitation Center of the Palm Beaches		35			35
CARE HERE		12	23	66%	35
NEUROINTERNATIONAL SARASOTA		32	3	9%	35
MINUTE CLINIC DIAGNOSTIC OF VIRGINIA, LLC		35			35
PORT SAINT JOHN FAMILY PRACTICE		21	13	38%	34
EP MEDICAL EQUIPMENT PHARMACY		30	4	12%	34
GRAND VILLA OF ST. PETERSBURG		32	2	6%	34
WALK IN MEDICAL URGENT CARE		34			34
PARAMOUNT WALK-IN CLINIC		1	33	97%	34
LONG TERM CARE OF GULF BREEZE LLC		30	4	12%	34
THORNBURG PEDIATRICS		32	2	6%	34
JACKSON HEALTH SYSTEM		2	32	94%	34
FLAGLER HOSPITAL INC	2		32	94%	34
SOUTHWEST LABS		34			34
ORLANDO ORTHOPAEDIC OUTPATIENT SURGERY CENTER		28	6	18%	34
COMMUNITY MEDICAL CARE CENTER INC			34	100%	34
TRADITIONAL HOME CARE INC		33	1	3%	34
Grand Villa of Clearwater		32	2	6%	34
GROWING TOGETHER PEDIATRICS, LLC		30	4	12%	34
RASHDA ALBIBI M.D. P.A.		31	3	9%	34
TUSCAN GARDENS OF DELRAY BEACH MANAGEMENT COMPANY,		34			34
FLORIDA PRESBYTERIAN HOMES INC		33	1	3%	34
BAY STREET PHARMACY		32	2	6%	34
DAVENPORT PEDIATRICS CLERMONT PA		30	4	12%	34
REDI-MED WALK IN FAMILY CLINIC			34	100%	34
SOUTHEASTERN OUTPATIENT SURGERY CENTER		31	3	9%	34
CITRUS CARE CLINIC			34	100%	34
AYERS NURSING AND REHABILITATION CENTER		34			34
FLORIDA PEDIATRIC GROUP PA		28	6	18%	34
MINUTE CLINIC LLC #2216		32	2	6%	34
WELLMED AT NEW TAMPA		24	10	29%	34
MIDDLETOWN MEDICAL P C		24	10	29%	34
THE SPRINGS OF PARC HILL		33	1	3%	34
GOLFCREST HEALTHCARE CENTER		34			34
FORT CAROLINE GARDENS, INC		31	2	6%	33
AHSE ROP		32	1	3%	33
EVERLYWELL		19	14	42%	33
GULFSIDE HOSPICE INC		30	3	9%	33
BOND CLINIC		3	30	91%	33
VILLA COURT LLC		33			33

COVID-19: testing by laboratory

Data through Apr 1, 2021 verified as of Apr 2, 2021 at 09:25 AM

Data in this report are provisional and subject to change.

The numbers in the table below represent the number of Florida and non-Florida residents for whom test results were received by the Department of Health. A person can be tested by more than one laboratory and can have both positive and negative results. **Therefore, the sum of the numbers in each column will be larger than the total number of people tested.**

Reporting lab	Inconclusive	Negative	Positive	Percent positive	Total
ARTHREX MEDICAL CENTER EAST		25	8	24%	33
AMMON ANALYTICAL LABORATORIES		29	4	12%	33
ORLANDO HEALTH PRIMARY CARE PEDIATRICS		32	1	3%	33
AMBRY GENETICS CORPORATION	23	10			33
WESTWOOD NURSING AND REHABILITATION		28	5	15%	33
METRO KNOXVILLE HMA		25	8	24%	33
PHOSPHORUS DIAGNOSTICS		27	6	18%	33
SANFORD MOBILE LAB PGA TOUR		32	1	3%	33
VETERAN AFFAIRS MEDICAL CENTER - JAMES J PETERS		30	3	9%	33
NIGHT LITE PEDIATRICS URGENT CARE CENTER			33	100%	33
Consulate Health Care of Orange Park		27	6	18%	33
VETERANS HOME		1	32	97%	33
GREENRIDGE GROUP HOME	3	11	19	58%	33
JAMAICA HOSPITAL MEDICAL CENTER		29	4	12%	33
CORAL HOUSE ASSISTED LIVING COMMUNITY LLC		33			33
FLORIDA DEPARTMENT OF HEALTH IN MONROE COUNTY		27	6	18%	33
WESTMINSTER ST AUGUSTINE		32			32
STATEN ISLAND UNIVERSITY HOSPITAL-POUCH		31	1	3%	32
MADISON POINTE CARE CENTER		32			32
WARDE MEDICAL LABORATORY		24	8	25%	32
GRAND VILLA OF NEW PORT RICHEY		25	7	22%	32
ROCKLAND URGENT CARE FAMILY HEALTH NP		31	1	3%	32
COLORADO DEPARTMENT OF HEALTH LABORATORY SERVICES DIVISION			32	100%	32
IPSUM DIAGNOSTICS		3	29	91%	32
LEE MEMORIAL HEALTH SYSTEM		28	4	13%	32
BROOKDALE CANOPY OAKS			32	100%	32
OPIS COQUINA CENTER		32			32
LONG BEACH URGENT CARE		32			32
PASSPORT HEALTH ORLANDO		32			32
Heartland Health Care Center North Sarasota		18	14	44%	32
ENCOMPASS HEALTH REHABILITATION HOSPITAL OF SARASOTA		32			32
ADVANCED URGENT CARE		12	20	63%	32
WOMENS CARE FLORIDA LABORATORY		25	7	22%	32
PULSE & REMEDY LLC		17	15	47%	32
CRESTVIEW IMMEDIATE CARE LL		8	24	75%	32
UNIVERSITY MEDICAL CTR OF PRINCETON AT		30	2	6%	32
WALGREEN		21	10	32%	31
ATLAN		26	5	16%	31
PREMIER URGENT CARE CENTER LLC			31	100%	31
UR CARE FAMILY AND SPORTS MEDICINE			31	100%	31
SUNSHINE PEDIATRICS OF CENTRAL FLORIDA PL		28	3	10%	31
WALGREENS #04809		27	4	13%	31
CARILLON SPORTS AND FAMILY MEDICINE		23	8	26%	31
OAKMONTE VILLAGE		30	1	3%	31
ENT AND ALLERGY ASSOCIATES OF FLORIDA LLC		30	1	3%	31
DISCOVERY COMMONS AT BRADENTON		31			31

COVID-19: testing by laboratory

Data through Apr 1, 2021 verified as of Apr 2, 2021 at 09:25 AM

Data in this report are provisional and subject to change.

The numbers in the table below represent the number of Florida and non-Florida residents for whom test results were received by the Department of Health. A person can be tested by more than one laboratory and can have both positive and negative results. **Therefore, the sum of the numbers in each column will be larger than the total number of people tested.**

Reporting lab	Inconclusive	Negative	Positive	Percent positive	Total
COLLIER ANESTHESIA PAIN LLC		31			31
MICHAEL J D'AMBROSE MD PA		29	2	6%	31
NAPHCARE, INC.		21	10	32%	31
EASYCARE WALK-IN CLINIC	1	11	19	61%	31
ADVENTHEALTH MEDICAL GROUP FAMILY & INTERNAL		12	19	61%	31
HEALTH FIRST - VIERA HOSPITAL		1	30	97%	31
LabCorp L#09258130 M#09258125		12	19	61%	31
AMERICAN ESOTERIC LABORATORIES		15	16	52%	31
REGENCY PARK ASSISTED LIVING FACILITY		29	2	6%	31
ADVENTHEALTH MEDICAL GROUP FAMILY MEDICINE AT RDV		31			31
UNIPATH		24	7	23%	31
JUPITER MEDICAL CENTER PHYSICIANS GROUP, INC		28	3	10%	31
MINUTE CLINIC DIAGNOSTIC OF VIRGINIA		23	7	23%	30
Okeechobee Health Care Facility		16	14	47%	30
BOCA BIOLISTIC REFERENCE LAB			30	100%	30
MARYLAND DEPARTMENT OF HEALTH			30	100%	30
MINUTE CLINIC DIAGNOSTIC OF SC, LLC #75		29	1	3%	30
Heritage Park Care and Rehabilitation		30			30
CLINCLOUD, LLC			30	100%	30
MAGNOLIA DIAGNOSTICS, LLC		3	27	90%	30
AMEERAH LABS			30	100%	30
CENTER ONE SURGERY CENTER		24	6	20%	30
LAKE MARY - STIRLING CENTER SUITE 202			30	100%	30
WEINBERG VILLAGE		29	1	3%	30
Wiregrass Rehabilitation Center and Nursing Home		28	2	7%	30
COUNTY OF LOS ANGELES			30	100%	30
MULBERRY'S MOBILE PROVIDER SERVICES LLC		16	14	47%	30
HERITAGE WATERSIDE		27	3	10%	30
GRAND VILLA OF ENGLEWOOD		25	5	17%	30
FORT VALLEY STATE UNIVERSITY		29	1	3%	30
THE TERRACE AT IVY ACRES ALF		11	19	63%	30
FLORIDA ENDOSCOPY & SURGERY CTR LLC		30			30
PERDIDO URGENT CARE		1	29	97%	30
OAK HARBOR ASSISTED LIVING FACILITY		27	3	10%	30
MINUTE CLINIC, LLC DBA MINUTECLINIC #4505		28	2	7%	30
CHIPOLA MEDICAL ASSOCIATES		10	20	67%	30
COLORADO DEPARTMENT OF PUBLIC HEALTH AND ENVIRONMENT			30	100%	30
ADVENT HEALTH PRIMARY CARE PLUS, WINTER GARDEN		26	4	13%	30
CIGNA PBSO WEST PALM			30	100%	30
MARTHA'S HOUSE & ASSISTED LIVING FACILITY		30			30
ACCESS 365 URGENT CARE		9	21	70%	30
NURSES HELPING HANDS INC ALF		30			30
UNIVERSITY BEHAVIORAL CENTER		30			30
RESIDENCE AT BAY VUE		27	2	7%	29
UNIV OF ROCHESTER-STRONG MEMORIAL HOSP		28	1	3%	29
CAPE CORAL HOSPITAL ABG LABORATORY		16	13	45%	29

COVID-19: testing by laboratory

Data through Apr 1, 2021 verified as of Apr 2, 2021 at 09:25 AM

Data in this report are provisional and subject to change.

The numbers in the table below represent the number of Florida and non-Florida residents for whom test results were received by the Department of Health. A person can be tested by more than one laboratory and can have both positive and negative results. **Therefore, the sum of the numbers in each column will be larger than the total number of people tested.**

Reporting lab	Inconclusive	Negative	Positive	Percent positive	Total
COMPREHENSIVE CHILDCARE		23	6	21%	29
MEDEXPRESS URGENT CARE WEST TAMPA			29	100%	29
PALMS, THE		29			29
MIGUEL E TREVINO MD PA		25	4	14%	29
DUVAL COUNTY HEALTH DEPARTMENT		29			29
PALM GARDEN OF JACKSONVILLE		27	2	7%	29
STEINHATCHEE DRUGS		23	6	21%	29
PANCARE HEALTH - BONIFAY K-8			29	100%	29
FLORIDA MEDICAL CLINIC - MULTI SPECIALTY CAMPUS		9	20	69%	29
RENAISSANCE SENIOR LIVING	1	28			29
CDC		17	12	41%	29
SUNTREE INTERNAL MEDICINE		29			29
UNIVERSITY OF ILLINOIS VETERINARY DIAG	1	27	1	3%	29
FAST PACE MEDICAL CLINIC		26	3	10%	29
STUART REHABILITATION AND HEALTHCARE		14	15	52%	29
TRINITY URGENT CARE		24	5	17%	29
MINUTECLINIC, LLC, DBA MINUTECLINIC #5		26	3	10%	29
LABORATORY ALLIANCE OF CENTRAL NEW YORK		28	1	3%	29
CHILDREN'S MEDICAL CENTER			29	100%	29
HUNTINGTON STATION URGENT CARE		28	1	3%	29
PRO HEALTH HARMONY		29			29
CARDIOLOGY AND MEDICINE ASSOCIATES INC		28	1	3%	29
FAMILY CARE PARTNERS URGENT CARE LLC		23	6	21%	29
STEWART MELBOURNE HOSPITAL			29	100%	29
NEMOURS CHILDRENS CLINIC		22	7	24%	29
ADVENT HEALTH - FOUR CORNERS ER		20	9	31%	29
NORTH PINELLAS CHILDRENS MEDICAL CENTER			29	100%	29
BAPTIST PRIMARY BLACK CREEK SOUTH			29	100%	29
Grand Villa of Deerfield Beach		27	2	7%	29
A AND R RESEARCH GROUP LLC		25	4	14%	29
ROBERT H JENKINS JR VETERANS' DOMICILIARY HOME OF		26	3	10%	29
INTERIM HEALTHCARE OF NORTHWEST FLORIDA INC		27	2	7%	29
DAVID LAWRENCE CENTER		25	4	14%	29
WEISS PEDIATRIC CARE LLC		16	13	45%	29
P4CLINICAL	3	2	24	83%	29
UCLA HEALTHCARE CLINICAL LABS		23	6	21%	29
ST PETER'S BENDER LABORATORY		28	1	3%	29
STATCARE URGENT & WALK IN MEDICAL CARE		26	3	10%	29
BROOKDALE PHILLIPPI CREEK			28	100%	28
FAMILY CARE PARTNERS		18	10	36%	28
ACTIVE SENIOR LIVING		26	2	7%	28
ASTORIA HEALTH AND REHABILITATION CENTER		27	1	4%	28
MARION PEDIATRICS PA		21	7	25%	28
KEY PRIMARY CARE			28	100%	28
CERON PEDIATRICS & INTEGRATIVE MEDICIN		28			28
ENCOMPASS HEALTH REHABILITATION HOSPITAL		28			28

COVID-19: testing by laboratory

Data through Apr 1, 2021 verified as of Apr 2, 2021 at 09:25 AM

Data in this report are provisional and subject to change.

The numbers in the table below represent the number of Florida and non-Florida residents for whom test results were received by the Department of Health. A person can be tested by more than one laboratory and can have both positive and negative results. **Therefore, the sum of the numbers in each column will be larger than the total number of people tested.**

Reporting lab	Inconclusive	Negative	Positive	Percent positive	Total
PORT ST LUCIE HOSPITAL		25	3	11%	28
MINUTECLINIC DIAGNOSTIC OF RHODE ISLAND, LLC #212		28			28
REOPEN DIAGNOSTICS			28	100%	28
ORANGE PEDIATRICS			28	100%	28
EDEN AT CRESTVIEW		12	16	57%	28
Cleveland Clinic Laboratories		4	24	86%	28
BOCA SIMON LAB		1	27	96%	28
ENCOMPASS HEALTH REHABILITATION HOSPITAL OF PANAMA CITY		23	5	18%	28
SYNIVERSE WELLNESS CENTER		24	4	14%	28
NATIONAL MENTOR HEALTHCARE LLC			28	100%	28
URGENT CARE CENTER			28	100%	28
GRAND LIVING AT LAKEWOOD RANCH		27	1	4%	28
DOCTOR TODAY TLC LLC			28	100%	28
SOUTH FLORIDA BAPTIST HOSPITAL			28	100%	28
LAKELAND NURSING AND REHABILITATION CENTER			28	100%	28
JOSEF SCHENKER MD PC DBA CENTERS URGENT		26	2	7%	28
LAKE PLACID HEALTH AND REHABILITATION		1	27	96%	28
BROOKWOOD BAPTIST MEDICAL CENTER		26	1	4%	27
ATRIA LADY LAKE		27			27
FIRST CHOICE PEDIATRICS LOOP		25	2	7%	27
BROOKDALE UNIVERSITY HOSPITAL		25	2	7%	27
CLEARWATER EMPLOYEE HEALTH CLINIC		11	16	59%	27
CHILDRENS MEDICAL CENTER			27	100%	27
JOSEF SCHENKER MD PC		27			27
LABORATORY MEDICINE CONSULTANTS-LMC PA		25	2	7%	27
VICK STREET MANOR		27			27
UNION CHD		24	3	11%	27
SPANISH RIVER HIGH SCHOOL ESE		23	4	15%	27
BUREAU OF PUBLIC HEALTH	1	6	20	74%	27
WIREGRASS CLINIC LLC		22	5	19%	27
SANITAS		4	23	85%	27
ASSISTED LIVING OF BROWARD		27			27
KIVA AT CANTERBURY, LLC		27			27
GASTROENTEROLOGY ASSOCIATES OF PENSACOLA PA		23	4	15%	27
LOOP PEDIATRICS		22	5	19%	27
EXPRESS CARE OF BELLEVIEW		27			27
MINUTECLINIC, LLC #08366		22	5	19%	27
CAREATC INC BRANDON	2	22	3	11%	27
LEE PHYSICIAN GROUP		24	3	11%	27
SUNCOAST LABS			27	100%	27
JOSEPH SCHENKER MD PC DBA CENTERS URGENT		24	3	11%	27
THE COMMONWEALTH OF MASSACHUSETTS		1	26	96%	27
PINELLAS 1 HOME HEALTH CARE CORP		27			27
HEALTHPARK MEDICAL CENTER ABG LAB		26	1	4%	27
VASSAR BROTHERS MEDICAL CENTER LABORATORY		25	2	7%	27
RAINBOW PEDIATRICS		1	26	96%	27

COVID-19: testing by laboratory

Data through Apr 1, 2021 verified as of Apr 2, 2021 at 09:25 AM

Data in this report are provisional and subject to change.

The numbers in the table below represent the number of Florida and non-Florida residents for whom test results were received by the Department of Health. A person can be tested by more than one laboratory and can have both positive and negative results. **Therefore, the sum of the numbers in each column will be larger than the total number of people tested.**

Reporting lab	Inconclusive	Negative	Positive	Percent positive	Total
BROWARD HEALTH IMPERIAL POINT NURSING			27	100%	27
LEXINGTON PLACE SENIOR LIVING COMMUNITY		27			27
BROOKDALE SOUTHPOINT			27	100%	27
EAST HILL MEDICAL GROUP		17	9	35%	26
TREEHOUSE PEDIATRICS & FAMILY CARE		26			26
MINUTECLINIC DIAGNOSTIC OF TN, PC 374		22	4	15%	26
MAGNOLIA PEDIATRICS		4	22	85%	26
MIDNIGHT MEDICINE			26	100%	26
PALM BEACH COUNTY FIRE RESCUE		24	2	8%	26
CANTON-POTSDAM HOSPITAL LABORATORY		25	1	4%	26
PULMONARY SPECIALISTS OF THE PALM BEACHES		16	10	38%	26
MINIMALLY INVASIVE VASCULAR INC		24	2	8%	26
WAKULLA COUNTY HEALTH DEPARTMENT		12	14	54%	26
BAYCARE HEALTH SYSTEMS, LLC			26	100%	26
GOOD SAMARITAN HOSPITAL LABORATORY		23	3	12%	26
ADVENT HEALTH PARTIN SETTLEMENT HEALTH PARK		18	8	31%	26
RJ LEE GROUP	1	23	2	8%	26
PARK WEST MEDICAL CENTER		25	1	4%	26
HOLIDAY MEDICAL ASSOCIATES		1	25	96%	26
LAKES DIALYSIS CENTER INC			26	100%	26
EPIC REFERENCE LABS INC			26	100%	26
DARDEN WELLNESS CENTER		23	3	12%	26
WEST BROWARD CARE CENTER		24	2	8%	26
EXPRESS FAMILY CARE LLC		11	15	58%	26
LOT HEALTH SERVICES	1	25			26
GERALD J KIVETT MD		23	3	12%	26
ORLANDO FAMILY MEDICINE		11	15	58%	26
MINUTECLINIC DIAGNOSTIC OF TEXAS		22	4	15%	26
MAYO CLINIC JACKSONVILLE		2	24	92%	26
Clearwater Center		12	14	54%	26
THE MINIER URGENT CARE		20	6	23%	26
MD BEAUTY LABS, PA		24	2	8%	26
ABL MEDICAL CARE LLC			26	100%	26
MONCRIEF ARMY HEALTH CLINIC			26	100%	26
MINUTECLINIC, LLC #4230		22	4	15%	26
OAKTREE HEALTHCARE			26	100%	26
URGENT FAMILY CARE INC		23	3	12%	26
MONTEFIORE NEW ROCHELLE HOSPITAL		24	2	8%	26
ADVENT HEALTH MEDICAL GROUP- FAMILY MEDICINE AT DR. PHILIPS		21	5	19%	26
WESTPAC LABS		1	24	96%	25
SUNQUEST		3	22	88%	25
AHMG SURGICAL SPECIALIST		25			25
COMMUNITY HEALTH OF SOUTH FLORIDA			25	100%	25
EXPRESS CARE OF TAMPA BAY LLC		2	23	92%	25
FEDERAL PRISON CAMP PENSACOLA			25	100%	25
CARLOS F FUSTER MD PA		23	2	8%	25

COVID-19: testing by laboratory

Data through Apr 1, 2021 verified as of Apr 2, 2021 at 09:25 AM

Data in this report are provisional and subject to change.

The numbers in the table below represent the number of Florida and non-Florida residents for whom test results were received by the Department of Health. A person can be tested by more than one laboratory and can have both positive and negative results. **Therefore, the sum of the numbers in each column will be larger than the total number of people tested.**

Reporting lab	Inconclusive	Negative	Positive	Percent positive	Total
CANCER RESEARCH LAB, BOB JONES UNIVERSITY		24	1	4%	25
COASTAL COMPLETE CARE		11	14	56%	25
PINELLAS PARK FIRE DEPARTMENT		25			25
MADWAR		19	6	24%	25
COOPER HEALTHCARE		22	3	12%	25
MEDEXPRESS URGENT CARE - BLOOMINGTON		22	3	12%	25
EMORY CLINIC, THE		24	1	4%	25
ST. CLOUD HOSPITAL		20	5	20%	25
SOUTH FLORIDA DIALYSIS CENTER		8	17	68%	25
CARENOW - DOWNTOWN NORTH GULCH		24	1	4%	25
ARCPPOINT LABS OF FORT LAUDERDALE		25			25
TIFFANY LAKE CARE CENTERS INC		25			25
ADVENT HEALTH EXPRESS		9	16	64%	25
TALLAHASSEE DEVELOPMENTAL CENTER		24	1	4%	25
ADVENT HEALTH - LAKE MARY PEDIATRICS		16	9	36%	25
COASTAL SKIN SURGERY AND DERMATOLOGY		18	7	28%	25
MINUTE CLINIC DIAGNOSTIC OF NEW JERSEY		24	1	4%	25
Summit Medical Group Westfield Lab		22	3	12%	25
DELRAY BEACH FACIAL PLASTIC SURGERY		25			25
ACCESS HEALTH CARE PHYSICIANS LLC		10	15	60%	25
MINUTECLINIC DIAGNOSTIC OF PENNSYLVANIA		24	1	4%	25
ASURANCE SCIENTIFIC LABORATORIES		24	1	4%	25
ENCOMPASS HOME HEALTH OF THE SOUTHEAST LLC		23	2	8%	25
ORLANDO ORTHOPAEDIC CENTER		23	2	8%	25
HUNT CLUB PEDIATRIC ASSOCIATES LLC		21	4	16%	25
SUMMERGATE PHARMACY		23	2	8%	25
GREEN GABLES ASSISTED LIVING FACILITY		25			25
PBSO WEST PALM FAMILY PRACTICE		1	24	96%	25
THE WATERMARK AT VISTAWILLA		25			25
Casa Mora Rehabilitation & Extended Care		25			25
CENTRAL FLORIDA PEDIATRIC URGENT CARE LLC		21	4	16%	25
HALIFAX HEALTH URGENT CARE		4	20	83%	24
SENIOR LIVING IV SUN CITY LLC		17	7	29%	24
CARE CENTERS OF NASSAU LLC MINER ROAD NORTH		24			24
MED PLUS FLORENCE		20	4	17%	24
ROWLETT MIDDLE ACADEMY		22	2	8%	24
MADISON COUNTY MEMORIAL HOSP		12	12	50%	24
CSH LAKE ORIENTA LP		24			24
INNOVATIVE RESEARCH OF WEST FLORIDA		21	3	13%	24
AVENTIS BIO-SERVICES CTL		24			24
VILLAGES REHABILITATION AND NURSING CENTER		24			24
STATE LAB		2	22	92%	24
SOMA MEDICAL CENTER # 4		2	22	92%	24
WESTMINSTER WOODS ON JULINGTON CREEK		22	2	8%	24
PALMS MEDICAL GROUP - LAKE CITY WEST		3	21	88%	24
THE CHAPPEL GROUP RESEARCH		24			24

COVID-19: testing by laboratory

Data through Apr 1, 2021 verified as of Apr 2, 2021 at 09:25 AM

Data in this report are provisional and subject to change.

The numbers in the table below represent the number of Florida and non-Florida residents for whom test results were received by the Department of Health. A person can be tested by more than one laboratory and can have both positive and negative results. **Therefore, the sum of the numbers in each column will be larger than the total number of people tested.**

Reporting lab	Inconclusive	Negative	Positive	Percent positive	Total
ALAN SERURE MD		24			24
WELLOW URGENT CARE		23	1	4%	24
PRIME CARE ONE LLC/HARBORCHASE OF VENICE			24	100%	24
TARPON BAYOU CENTER			24	100%	24
SARASOTA MEMORIAL NURSING & REHABILITATION CTR		24			24
PALMETTO PEDIATRICS			24	100%	24
FINLAY C. LABORATORY		4	20	83%	24
THE LODGE AND REHABILITATION CENTER		9	15	63%	24
TIMBERLANE LODGE ALF	1	16	7	29%	24
PACIFICA SENIOR LIVING FORT MYERS		15	9	38%	24
MINUTECLINIC DIAGNOSTIC OF TN PC #378		21	3	13%	24
VIRTUA		20	4	17%	24
ENGLEWOOD HOSPITAL AND MEDICAL CENTER		19	5	21%	24
MID FLORIDA PATHOLOGY LLC		23	1	4%	24
BLUE SPRINGS SURGERY CENTER		24			24
CENTERPLACE HEALTH		3	21	88%	24
ATRIA AT ST JOSEPHS		24			24
SUMMIT MEDICAL GROUP - 75 E NORTHFIELD		22	2	8%	24
TOTAL ACCESS URGENT CARE		1	23	96%	24
RAINBOW PEDIATRIC CENTER		2	22	92%	24
SPRINGWOOD COURT		19	5	21%	24
PHYSICIANS PRIMARY CARE OF SW FLORIDA PL		24			24
TOTTENVILLE CIRCLE URGENT CARE		24			24
HEALTH MED CENTERS		24			24
SANFORD PEDIATRIC ASSOCIATES, PA		22	2	8%	24
KINDRED HOSPITAL OCALA		21	3	13%	24
PHYSICIANS STAT		3	21	88%	24
NOVANT HEALTH		18	6	25%	24
HENNEPIN COUNTY MEDICAL CENTER (HCMC)		13	11	46%	24
AIR, LAND & SEA PHYSICALS & CONSULTATIONS, LLC		23	1	4%	24
ECC PEDIATRICS		24			24
URGENT CARE USA			24	100%	24
COURTYARDS OF ORLANDO		24			24
SENIOR HEALTH OF WINTER PARK DUNDEE		24			24
ROSLYN URGENT CARE		24			24
WELLMED AT PLANT CITY		11	13	54%	24
LABORATORY DYNAMICS		20	4	17%	24
ENCOMPASS HEALTH REHABILITATION OF ALTAMONTE		19	5	21%	24
SHORE MEMORIAL HOSPITAL		21	3	13%	24
EMORY UNIVERSITY HOSPITAL		20	4	17%	24
HERITAGE OAKS ASSISTED LIVING & MEMORY CARE		20	4	17%	24
TREASURE ISLE LLC		24			24
GRAND VILLA OF PINELLAS PARK		21	2	9%	23
UAH STUDENT HEALTH CENTER		16	7	30%	23
FLORIDA MEDICAL CLINIC IM MLK		16	7	30%	23
MINUTECLINIC DIAGNOSTIC OF TN PC #6435		21	2	9%	23

COVID-19: testing by laboratory

Data through Apr 1, 2021 verified as of Apr 2, 2021 at 09:25 AM

Data in this report are provisional and subject to change.

The numbers in the table below represent the number of Florida and non-Florida residents for whom test results were received by the Department of Health. A person can be tested by more than one laboratory and can have both positive and negative results. **Therefore, the sum of the numbers in each column will be larger than the total number of people tested.**

Reporting lab	Inconclusive	Negative	Positive	Percent positive	Total
BIG BEND HOSPICE INC		23			23
ALPHA PHARMACY		20	3	13%	23
ADEPT INPATIENT MEDICAL SERVICES PC		23			23
DHMD		23			23
TAMPA URGENT CARE			23	100%	23
ISLAND COAST PEDIATRICS PA		22	1	4%	23
WOODHOUSE INC		17	6	26%	23
ST VINCENT'S EAST		21	2	9%	23
PHYSICIANS CARE		20	3	13%	23
EMORY BENNETT VETERANS NURSING HOME	1	22			23
SMH PHYSICIAN SERVICES INC		22	1	4%	23
South Heritage Health and Rehab		23			23
ADVENTHEALTH MEDICAL GROUP PULMONOLOGY		20	3	13%	23
LAKEVIEW HEALTH CARE SYSTEMS		9	14	61%	23
OMEGA LABORATORIES		19	4	17%	23
JUST FOR KIDS PEDIATRICS		5	18	78%	23
GRAND VILLA OF ORMOND BEACH		20	3	13%	23
UNIV OF NORTH ALABAMA HEALTH CENTER		22	1	4%	23
WILLAMETTE VALLEY TOXICOLOGY LLC		21	2	9%	23
JUPITER MEDICAL CENTER			23	100%	23
WUESTHOFF MEDICAL CENTER-MELBOURNE			23	100%	23
ST VINCENTS AMBULATORY CARE INC DBA		20	3	13%	23
FORT SANDERS REGIONAL LABORATORY		23			23
HOWARD BEACH URGENT CARE		22	1	4%	23
EDWARD S BENNETT MD PLLC		23			23
NOBLE SENIOR LIVING		3	20	87%	23
ADIRONDACK MEDICAL CENTER		23			23
BOZEMAN HEALTH DEACONESS HOSPITAL		18	5	22%	23
EGL GENETIC DIAGNOSTICS		1	22	96%	23
BAYFRONT FAMILY HEALTH CENTER		3	20	87%	23
NEW JERSEY		22	1	4%	23
ELLKAY HEALTHCARE DATA PLUMBERS	23				23
PM PEDIATRICS		22	1	4%	23
UF HEALTH NORTH JACKSONVILLE			23	100%	23
CORE LABORATORY		1	22	96%	23
NEWYORK-PRESBYTERIAN/ LAWRENCE HOSPITAL LABORATORY		21	2	9%	23
UNIVERSITY HILLS HEALTH AND REHABILITATION CENTER		18	5	22%	23
ADVANCED URGENT CARE CENTER		7	16	70%	23
HUNT CLUB MEDICAL		15	7	32%	22
APOLLO SURGERY CENTER		20	2	9%	22
KISSIMMEE VA OUTPATIENT CLINIC		21	1	5%	22
MARATHON HEALTH FOR LIFE		19	3	14%	22
GRAND VILLA OF LARGO		20	2	9%	22
STEWART MEDICAL GROUP INC			22	100%	22
NEW YORK PRESBYTERIAN - ALLEN HOSPITAL		22			22
JESSIE TRICE COMMUNITY HEALTH SYSTEM, INC		6	16	73%	22

COVID-19: testing by laboratory

Data through Apr 1, 2021 verified as of Apr 2, 2021 at 09:25 AM

Data in this report are provisional and subject to change.

The numbers in the table below represent the number of Florida and non-Florida residents for whom test results were received by the Department of Health. A person can be tested by more than one laboratory and can have both positive and negative results. **Therefore, the sum of the numbers in each column will be larger than the total number of people tested.**

Reporting lab	Inconclusive	Negative	Positive	Percent positive	Total
ST ELIZABETH MEDICAL CENTER LABORATORY		19	3	14%	22
MOBILE DIVISION LABORATORY		7	15	68%	22
OLIVE BRANCH HEALTH AND REHABILITATION CENTER			22	100%	22
ELAN SPANISH SPRINGS		4	18	82%	22
MINUTECLINIC DIAGNOSTIC OF TN PC #320		14	8	36%	22
TEN HEALTHCARE		6	16	73%	22
FLORENCE J HUNT STUDENT WELLNESS CENTER - HEALTH SERVICES (ABBOTT)		22			22
CL BRUMBACK PRIMARY CARE CLINIC LANTANA		2	20	91%	22
Wesley Place on Honeysuckle		20	2	9%	22
WELLMED AT LAKE COPELAND		16	6	27%	22
SEAGRASS VILLAGE			22	100%	22
FAMILY AND AFTER HOURS CARE		22			22
MORNINGSIDE MANOR & VILLA ADULT CARE C		22			22
LPG PRIMARY CARE AT CAPE CORAL PARKWAY		19	3	14%	22
PULSE MEDICAL GROUP INC			22	100%	22
EBEIDS MD PEDIATRICS		19	3	14%	22
GLEN COVE HOSPITAL		22			22
SOLE HEALTH LLC		22			22
GILCHRIST COUNTY JAIL		20	2	9%	22
FLORIDA PEDIATRICS		6	16	73%	22
CHARLOTTE CHD PORT CHARLOTTE		18	4	18%	22
FLORIDA HOSPITAL LABS		12	10	45%	22
HARBOUR ISLAND PEDIATRICS		13	9	41%	22
LEE PHYSICIAN GROUP COLLEGE POINT		22			22
UTAH DEPARTMENT OF HEALTH			22	100%	22
DIACARTA INC.		22			22
MEDI STATION			22	100%	22
ROSS MEDICAL GROUP			22	100%	22
NORTHWEST FLORIDA COMMUNITY HOSPITAL 3RD FLOOR		20	2	9%	22
KELLY'S ASSISTED LIVING FACILITY		22			22
DALE MEDICAL CENTER		17	5	23%	22
RAYMOND BASRI MD		20	2	9%	22
ROCKLEDEGE REGIONAL MEDICAL CENTER		17	5	23%	22
ERIC C MARSHAL MD, PC DBA MINUTECLINIC		21	1	5%	22
FORT PIERCE FAMILY CARE INC		16	6	27%	22
CARESPOT		2	20	91%	22
HOUSE CALLS PROFESSIONAL LLC		19	3	14%	22
FLUSHING HOSPITAL MEDICAL CENTER		17	4	19%	21
MINUTECLINIC DIAGNOSTIC OF NORTH		19	2	10%	21
1 TOUCH TOTALCARE SOLUTIONS		19	2	10%	21
ESOTERIX GENETIC LABORATORIES		16	5	24%	21
ROCKLEDGE FAMILY HEALTH			21	100%	21
MINUTECLINIC, LLC, DBA MINUTECLINIC #2544		20	1	5%	21
BASSETTI & ASSOCIATES, MD, PA			21	100%	21
STATCARE URGENT AND WALK-IN MEDICAL CA		19	2	10%	21
MARQUES PEDIATRICS			21	100%	21

COVID-19: testing by laboratory

Data through Apr 1, 2021 verified as of Apr 2, 2021 at 09:25 AM

Data in this report are provisional and subject to change.

The numbers in the table below represent the number of Florida and non-Florida residents for whom test results were received by the Department of Health. A person can be tested by more than one laboratory and can have both positive and negative results. **Therefore, the sum of the numbers in each column will be larger than the total number of people tested.**

Reporting lab	Inconclusive	Negative	Positive	Percent positive	Total
UPMC CHAUTAUQUA AT WCA LABORATORY		20	1	5%	21
OHIO CVS STORES, LLC DBA		19	2	10%	21
ST VINCENT'S URGENT CARE		18	3	14%	21
BAYCARE MEDICAL GROUP INC		2	19	90%	21
CLINICAL PATHOLOGY LABORATORIES SOUTHEAST			21	100%	21
ARDEN COURTS OF WINTER SPRINGS		18	3	14%	21
COASTAL FAMILY PRACTICE		13	8	38%	21
COLUMBIA MEMORIAL HOSPITAL		21			21
PALM BAY FAMILY PRACTICE		4	17	81%	21
MORRIS PARK URGENT CARE		18	3	14%	21
CONNECTDX		6	15	71%	21
LAKE HOWARD HEIGHTS	1	18	2	10%	21
INTERNATIONAL MEDICAL LABORATORY INC		21			21
METROPOLITAN CHARITIES INC		19	2	10%	21
JEFFERSON K-12, A SOMERSET SCHOOL- CLINIC		17	4	19%	21
CVS NC3516POCT WINSTON SALEM		19	2	10%	21
SOUTH NASSAU COMMUNITIES HOSPITAL		17	4	19%	21
LMH SKILLED NURSING UNIT		21			21
PRIMECARE OF DOTHAN-DALEVILLE CLINIC		16	5	24%	21
NEW YORK METHODIST HOSPITAL		17	4	19%	21
TENNESSEE DEPARTMENT OF HEALTH		15	6	29%	21
CVS NC7588POCT ASHEVILLE		18	3	14%	21
POINT OF CARE CLINICS PRIMARY CARE		20	1	5%	21
ST JUDE CHILDRENS RESEARCH HOSPITAL		21			21
OCCUPATIONAL HEALTH CENTERS OF THE SOUTHWEST PA		17	4	19%	21
HOPE HEALTHCARE		21			21
GRAND VILLA OF BOYNTON BEACH		20	1	5%	21
MINUTECLINIC DIAGNOSTIC OF ILLINOIS L		15	5	25%	20
GUARDANT HEALTH		14	6	30%	20
PEDIATRIC ASSOCIATES PA		17	3	15%	20
MINUTECLINIC DIAGNOSTIC OF NORTH CAROLINA PC		17	3	15%	20
MCWHORTER SCHOOL OF PHARMACY		20			20
PONCE PLAZA NURSING & REHAB CENTER		4	16	80%	20
OPTIMAL CARE PEDIATRICS		5	15	75%	20
BAY PEDIATRICS PA		18	2	10%	20
BAYFRONT HMA CONVENIENT CARE, LLC		2	18	90%	20
REDITUS LABORATORIES			20	100%	20
MINUTECLINIC DIAGNOSTIC PA		18	2	10%	20
GOOD SAMARITAN SOCIETY OF DAYTONA		16	4	20%	20
Sovereign Laboratory Services, LLC		17	3	15%	20
WELLSTAR KENNESTONE HOSPITAL		17	3	15%	20
WINSHIPS PHARMACY INC		20			20
SEWALLS POINT PHARMACY INC		17	3	15%	20
HEALTHY MINORS, LLC.		20			20
ODYSSEY HEALTHCARE OF MARION COUNTY, LLC		19	1	5%	20
RHODE ISLAND DEPARTMENT OF HEALTH			20	100%	20

COVID-19: testing by laboratory

Data through Apr 1, 2021 verified as of Apr 2, 2021 at 09:25 AM

Data in this report are provisional and subject to change.

The numbers in the table below represent the number of Florida and non-Florida residents for whom test results were received by the Department of Health. A person can be tested by more than one laboratory and can have both positive and negative results. **Therefore, the sum of the numbers in each column will be larger than the total number of people tested.**

Reporting lab	Inconclusive	Negative	Positive	Percent positive	Total
BAYSIDE LABORATORIES INC		20			20
DIXIE COUNTY HEALTH DEPARTMENT		13	7	35%	20
PRIMARY CARE SPECIALISTS OF ORLANDO LLC		15	5	25%	20
MINUTECLINIC DIAGNOSTICS MEDICAL GROUP		19	1	5%	20
OCEANSIDE URGENT CARE		20			20
STATEN ISLAND UNIVERSITY HOSPITAL		19	1	5%	20
CARESPOT OF NOCATEE		1	19	95%	20
BETHESDA HEALTH PHYSICIAN GROUP INC			20	100%	20
LPG PRIMARY CARE AT BONITA BAY LIFESTYLE CENTER		18	2	10%	20
NORTHSIDE HOSPITAL EMERGENCY DEPT		17	3	15%	20
TGH MEDICAL GROUP LABORATORY CARROLLWOOD			20	100%	20
PROFESSIONAL PARK PEDIATRICS PA			20	100%	20
HENDRY REGIONAL CORPORATE HEALTH			20	100%	20
SMS DO PA		18	2	10%	20
BROOKDALE MANDARIN CENTRAL		7	13	65%	20
PRIMARY CARE MEDICINE	1	13	6	30%	20
ADVANCED HEALTHCARE ASSOCIATES		18	2	10%	20
MINUTECLINIC DIAGNOSTIC OF LOUISIANA,		19	1	5%	20
MEDICAL EXPRESS CORP		18	2	10%	20
CONSOLIDATED LAB SERVICES		10	10	50%	20
SOUTHEAST GEORGIA HEALTH SYSTEM, INC		17	3	15%	20
SONATA BOYNTON BEACH		18	2	10%	20
BEST MEDICAL CENTER		11	9	45%	20
THE VILLAGES HEALTH		12	8	40%	20
A LILIKO'I PHARMACY LLC		19	1	5%	20
DEPT OF VA MEDICAL CENTER - BAY PINES			20	100%	20
MEDEMERGE		18	2	10%	20
WINTER PARK FAMILY PRACTICE LLC		17	3	15%	20
LAKE WORTH MANOR		19	1	5%	20
SOUTH CAROLINA DEPARTMENT OF HEALTH			20	100%	20
GADSDEN COUNTY HEALTH DEPARTMENT		14	6	30%	20
VIERA FAMILY MEDICINE AND WELLNESS		16	4	20%	20
LEE COMMUNITY HEALTHCARE INC CAPE CORAL		20			20
ESTATES MEDICAL CENTER		12	8	40%	20
FOX FAMILY PRACTICE		19			19
GRAND VILLA OF DELRAY EAST		19			19
FLORIDA COMMUNITY HEALTH CENTER OF ST. LUCIE		1	18	95%	19
EMERALD COAST HOSPICE - CRESTVIEW		19			19
PALM BEACH GARDENS MEDICAL CENTER			19	100%	19
AUBURN COMMUNITY HOSPITAL		17	2	11%	19
JACKSON NORTH MEDICAL CENTER		2	17	89%	19
DSI MANAGEMENT LLC		19			19
CLERMONT ADVENTHEALTH CENTRA CARE		1	18	95%	19
ORANGE REGIONAL MEDICAL CENTER LABORATORY		14	5	26%	19
BAPTIST PEDIATRICS		15	4	21%	19
MED LABS DIAGNOSTICS		10	9	47%	19

COVID-19: testing by laboratory

Data through Apr 1, 2021 verified as of Apr 2, 2021 at 09:25 AM

Data in this report are provisional and subject to change.

The numbers in the table below represent the number of Florida and non-Florida residents for whom test results were received by the Department of Health. A person can be tested by more than one laboratory and can have both positive and negative results. **Therefore, the sum of the numbers in each column will be larger than the total number of people tested.**

Reporting lab	Inconclusive	Negative	Positive	Percent positive	Total
BAYVIEW MEDICAL		19			19
GLEN OAKS URGENT CARE		18	1	5%	19
CARENOW URGENT CARE-BRENTWOOD		13	6	32%	19
ANYLABTESTNOW		6	13	68%	19
GENTIVA HEALTH SERVICES		17	2	11%	19
TRINITY MEDICAL ASSOCIATES LLC			19	100%	19
PATIENTS CHOICE LAB OF IND, LLC		16	3	16%	19
LOVING CARE OF THE TREASURE COAST LLC	1	13	5	26%	19
FAMILY CARE CYPRESS CREEK		1	18	95%	19
COMMUNITY HOME HEALTH CARE		19			19
SHELBY BAPTIST MEDICAL CENTER		14	5	26%	19
MONROE COUNTY DETENTION CENTER			19	100%	19
STONE WASH CLINICAL LABORATORIES		2	17	89%	19
COMMONWEALTH OF MASSACHUSETTS			19	100%	19
FLORIDA MEDICAL CL ODOM TPA		9	10	53%	19
LAB INTERMARKET FACILITY LAB		1	18	95%	19
KINGS BAY PEDIATRICS LLC		15	4	21%	19
HELIX DIAGNOSTICS			19	100%	19
Grand Villa of Dunedin		13	6	32%	19
INTEGRATED REGIONAL LABORATORIES - LARGO			19	100%	19
TEXAS DEPARTMENT OF STATE HEALTH SERVICES		3	16	84%	19
NANO HEALTH ASSOCIATES LLC		19			19
ELTINGVILLE CIRCLE URGENT CARE		18	1	5%	19
DOCTORS MEDICAL CENTER OF WALTON COUNTY CLINIC			19	100%	19
HARLEM HOSPITAL CENTER		18	1	5%	19
BAPTIST MEDICAL GRP URGENT CARE & OCC HEALTH AIRPO		19			19
CVA MINUTE CLINIC DIAGNOSTIC OF VIRGINIA, LLC		19			19
FLORIDA HOSPITAL WINTER GARDEN		15	4	21%	19
SEVEN RIVERS REGIONAL MEDICAL CENTER		5	14	74%	19
BAPTIST MEMORIAL HEALTH CARE		17	2	11%	19
FLORIDA MEDICAL CLINIC - NEW TAMPA		15	4	21%	19
BRIDGEWAY HEALTH CLINICS INC			19	100%	19
NO NAME		8	11	58%	19
Citymd Of Lacey		16	3	16%	19
GRACE WELLNESS CENTER		8	11	58%	19
WACO HHSSURGEWACO	1	15	3	16%	19
ROYAL PALM MEDICAL GROUP, INC		19			19
MICHELLE S PAGE MD PA		18	1	5%	19
OCEAN REEF MEDICAL CENTER, LLC			19	100%	19
MED HEALTH SERVICES		18	1	5%	19
CARE POINT HEALTH & WELLNESS CENTER		19			19
BARTON FAMILY PRACTICE		8	11	58%	19
49D2045214PHYSICIAN OFFICE WAIVER MEDEXPRESS URGENT CARE - HARRISONBU		10	9	47%	19
REGENCY SQUARE MALL - SEARS		3	16	84%	19
ALL PEDIATRIC CARE			19	100%	19
WALGREEN EASTERN CO, INC		18			18

COVID-19: testing by laboratory

Data through Apr 1, 2021 verified as of Apr 2, 2021 at 09:25 AM

Data in this report are provisional and subject to change.

The numbers in the table below represent the number of Florida and non-Florida residents for whom test results were received by the Department of Health. A person can be tested by more than one laboratory and can have both positive and negative results. **Therefore, the sum of the numbers in each column will be larger than the total number of people tested.**

Reporting lab	Inconclusive	Negative	Positive	Percent positive	Total
HARTFORD HOSPITAL ANCILLARY LAB		17	1	6%	18
MINUTECLINIC MINUTECLINIC #8746		17	1	6%	18
GENERAL INTERNAL MEDICINE MEDICAL CTR CLINIC		13	5	28%	18
VALLEY IMMEDIATE CARE		16	2	11%	18
WALGREENS #04618		17	1	6%	18
MINUTECLINIC DIAGNOSTIC OF RHODE ISLAND, LLC #590		17	1	6%	18
PASSPORT HEALTH OF TAMPA BAY		18			18
CVS NC7047POCT DURHAM		18			18
BROWNE MEDICAL		16	2	11%	18
THE CANOPY AT HARPER LAKE	1		17	94%	18
ADVENT HEALTH MEDICAL GROUP FAMILY AND INTERNAL MEDICINE AT AVALON PAR		17	1	6%	18
LEE COMMUNITY HEALTHCARE INC NORTH FORT MYERS		18			18
CAREHERE- LCS LEESBURG			18	100%	18
Z UROLOGY		18			18
OSCEOLA ALF OPERATOR, LLC DBA□		18			18
ADVENT HEALTH - KISSIMMEE		6	12	67%	18
PPD - IXLAYER		17	1	6%	18
TPCA CLINICAL LABORATORIES		15	3	17%	18
CLEVELAND CLINIC FLORIDA		1	17	94%	18
MORTON PLANT NORTH BAY HOSPITAL			18	100%	18
CRANES VIEW LODGE			18	100%	18
GRAND AVE PHARMACY		1	17	94%	18
TNC WALK IN CLINIC		13	5	28%	18
MINUTECLINIC #8699		14	4	22%	18
CVS MINUTE CLINIC DIAGNOSTIC OF TEXAS LLC		14	4	22%	18
MEDEXPRESS URGENT CARE - TIMBERLAKE		16	2	11%	18
AURORA DIAGNOSTICS		6	12	67%	18
URGENT CARE AT LONGWOOD			18	100%	18
ASCENSION ST VINCENT'S PRIMARY CARE		1	17	94%	18
TENDER CARE ALF		18			18
ST. JUDES LABORATORIES		12	6	33%	18
CORNER OAK ESTATE LLC		18			18
XPRESS WELLNESS URGENT CARE			18	100%	18
URGENT TEAM		15	3	17%	18
MADISON CORE LABORATORIES		17	1	6%	18
STAT MEDICAL CLINIC III INC		12	6	33%	18
USCG AIR STATION CLEARWATER CLINIC		17	1	6%	18
MIAMI BEACH MEDICAL GROUP			18	100%	18
MINUTECLINIC DIAGNOSTIC OF TN PC #6363		15	3	17%	18
UM MILLER SCHOOL OF MEDICINE			18	100%	18
CABOT RESERVE ON THE GREEN		18			18
COLLEGE POINT URGENT CARE		15	3	17%	18
MINUTECLINIC DIAGNOSTIC OF MICHIGAN PC		17	1	6%	18
AURORA UNIVERSITY WELLNESS CENTER		18			18
BAY COUNTY HEALTH DEPARTMENT		14	4	22%	18
ST CATHERINE OF SIENA HOSPITAL		16	2	11%	18

COVID-19: testing by laboratory

Data through Apr 1, 2021 verified as of Apr 2, 2021 at 09:25 AM

Data in this report are provisional and subject to change.

The numbers in the table below represent the number of Florida and non-Florida residents for whom test results were received by the Department of Health. A person can be tested by more than one laboratory and can have both positive and negative results. **Therefore, the sum of the numbers in each column will be larger than the total number of people tested.**

Reporting lab	Inconclusive	Negative	Positive	Percent positive	Total
ADVENTIST HEALTH SYSTEM		16	2	11%	18
Floralia Health and Rehabilitation, LLC		17	1	6%	18
IONA COLLEGE HEALTH & WELLNESS CENTER		18			18
MARION COUNTY HEALTH DEPARTMENT		17	1	6%	18
ADVENT HEALTH - WINTER HAVEN		8	10	56%	18
MOORINGS PARK OAKSTONE AT GREY OAKS		17	1	6%	18
BROOKDALE ST AUGUSTINE		1	17	94%	18
LAKELAND HILLS CENTER		10	7	41%	17
WELLINGTON FAMILY PRACTICE		13	4	24%	17
VENICE REGIONAL BAYFRONT HEALTH			17	100%	17
MASSACHUSETTS GENERAL HOSPITAL		1	16	94%	17
PRIMECARE AT PORT ORANGE		4	13	76%	17
MARCO DRUGS AND COMPOUNDING		13	4	24%	17
CVS NV3210POCT LAS VEGAS		16	1	6%	17
PARRISH HEALTH CENTER		14	3	18%	17
MI CASA DORADA ASSISTED LIVING FACILIT		17			17
ROBERT WOOD JOHNSON UNIVERSITY HOSP		15	2	12%	17
MEDPEDS ASSOCIATES OF SARASOTA PA		16	1	6%	17
REGENEXX TAMPA BAY		14	3	18%	17
MAITLAND PRIMARY CARE		9	8	47%	17
ADVENTHEALTH MEDICAL GROUP PEDIATRICS AT		4	13	76%	17
FORT HAMILTON URGENT CARE		17			17
DIEGO FALLON MD PA		6	11	65%	17
HEALTHCARE NOW			17	100%	17
UNIVERSITY OF ALABAMA - FUNGAL REFERENCE LABORATORY		12	5	29%	17
FAST PACE MEDICAL CLINIC PLLC		15	2	12%	17
TREASURE COAST URGENT CARE			17	100%	17
URGENT CARE WEST CLINIC		14	3	18%	17
ST ANTHONY'S HOSP PATIENT CARE SERVICE			17	100%	17
PRODUCTION HEALTH SAFETY MANAGEMENT		17			17
BROOKDALE CROWN POINT			17	100%	17
INTERMOUNTAIN CENTRAL LAB		1	16	94%	17
MD PLUS URGENT CARE, LLC			17	100%	17
YUSRA MEDICAL ASSOCIATES PA		14	3	18%	17
CARE NOW, INC		13	4	24%	17
ST JOSEPH HOSPITAL		16	1	6%	17
FORT WALTON BEACH DEVELOPMENTAL CENTER		16	1	6%	17
BAY BREEZE HEALTH AND REHABILITATION CENTER		9	8	47%	17
PRATTVILLE BAPTIST HOSPITAL		13	4	24%	17
COAST MED URGENT CARE		16	1	6%	17
CITY OF NAPLES FIRE RESCUE		14	3	18%	17
CARESPOT EXPRESS HEALTHCARE			17	100%	17
MINUTECLINIC DIAGNOSTIC OF TEXAS LLC		15	2	12%	17
PRIMARY CARE WALK IN CLINIC PLLC			17	100%	17
GENETIC TECHNOLOGICAL INNOVATIONS			17	100%	17
MINUTE CLINIC DIAGNOSTIC OF TN PC #64		16	1	6%	17

COVID-19: testing by laboratory

Data through Apr 1, 2021 verified as of Apr 2, 2021 at 09:25 AM

Data in this report are provisional and subject to change.

The numbers in the table below represent the number of Florida and non-Florida residents for whom test results were received by the Department of Health. A person can be tested by more than one laboratory and can have both positive and negative results. **Therefore, the sum of the numbers in each column will be larger than the total number of people tested.**

Reporting lab	Inconclusive	Negative	Positive	Percent positive	Total
INN AT LAKE SEMINOLE SQUARE, THE		17			17
UNIVERSITY LAB			17	100%	17
ABC PEDIATRICS OF PORT ST LUCIE		15	2	12%	17
MEDEXPRESS URGENT CARE, MOON TOWNSHIP		16	1	6%	17
LYNN KEEFE, MD PEDIATRICS		14	3	18%	17
RESOLVE MOLECULAR DIAGNOSTICS		13	4	24%	17
URGENT CARE OF NEW YORK		16	1	6%	17
ALBIBI		1	16	94%	17
UVMCM MICROBIOLOGY		16	1	6%	17
INTERNAL MEDICINE ASSOCIATES & SPECIALTIES INC		15	1	6%	16
FLORIDA HOSPITAL PHYSICIAN GROUP		3	13	81%	16
Lab MSMC Hialeah			16	100%	16
CVS HEALTH, #3396		14	2	13%	16
MORTON PLANT MEASE			16	100%	16
MINNEOLA PLACE A HOMEBRIDGE COMMUNITY		16			16
PROMEDICA LABORATORIES		11	5	31%	16
ST AUGUSTINE PLANTATION		1	15	94%	16
UNAVAILABLE/UNKNOWN/NO INFORMATION FOUND			16	100%	16
MC DIAGNOSTIC OF CONNECTICUT, PC #775		15	1	6%	16
CITY OF CLEARWATER EMPLOYEE HEALTH CENTER		6	10	63%	16
TMH FSU RAPID LABORATORY		2	14	88%	16
URGENT CARE CLINIC OF LINCOLN		14	2	13%	16
MEDEXPRESS URGENT CARE - SEMINOLE SQU		14	2	13%	16
PRO HEALTH FAMILY PHYSICIANS, NYSTROM		16			16
BLOUNT MEMORIAL HOSPITAL		14	2	13%	16
PIEDMONT HOSPITAL CLINICAL LABORATORY		15	1	6%	16
ALL FLORIDA FAMILY & SPORTS MEDICINE		15	1	6%	16
FAST TRACK URGENT CARE CENTER - TYRONE			16	100%	16
DAVITA DIALYSIS		4	12	75%	16
CITY OF SANFORD EMPLOYEE HEALTH AND		15	1	6%	16
ADVENTHEALTH MEDICAL GROUP		11	5	31%	16
MEDICINE AT LONGWOOD		16			16
MINUTE CLINIC DIAGNOSTIC OF SOUTH CAROLINA		12	4	25%	16
CLEVELAND CLINIC			16	100%	16
SRMC AVALON		9	7	44%	16
HEALTH CENTRAL HOSPITAL			16	100%	16
BONIFAY NURSING AND REHABILITATION CENTER			16	100%	16
MIRIMUS INC		1	15	94%	16
NORTHWEST FLORIDA ENT, PA		5	11	69%	16
OKEECHOBEE HEALTHCARE FACILITY			16	100%	16
STARLING AT NOCATEE			16	100%	16
UNIVERSITY OF MIAMI MILLER SCHOOL			16	100%	16
ESTATES MEDICAL CENTER INC		4	12	75%	16
ADVENT HEALTH - ZEPHYRHILLS			16	100%	16
BVL PEDIATRICS		14	2	13%	16
CRUCIAL CARE		10	6	38%	16

COVID-19: testing by laboratory

Data through Apr 1, 2021 verified as of Apr 2, 2021 at 09:25 AM

Data in this report are provisional and subject to change.

The numbers in the table below represent the number of Florida and non-Florida residents for whom test results were received by the Department of Health. A person can be tested by more than one laboratory and can have both positive and negative results. **Therefore, the sum of the numbers in each column will be larger than the total number of people tested.**

Reporting lab	Inconclusive	Negative	Positive	Percent positive	Total
KETAMINE HEALTH CENTERS AT BONITA SPRINGS, LLC		16			16
CALLAWAY CLINIC		11	5	31%	16
COMMUNITY HEALTH OF SOUTH FLORIDA INC			16	100%	16
VA MEDICAL CENTER			16	100%	16
MEDEXPRESS URGENT CARE - ROBINSON TWP, STEUBENVILLE PIKE		14	2	13%	16
PRESBYTERIAN MEDICAL SERVICES		16			16
NOVANT HEALTH GOHEALTH URGENT CARE-HARRISBURG		8	8	50%	16
MEDEXPRESS URGENT CARE LEWISBURG		15	1	6%	16
LAKEWOOD RANCH MEDICAL CENTER CLINICAL LAB			16	100%	16
HUDSON VALLEY HOSPITAL CENTER LABORATORY		15	1	6%	16
FRUITVILLE URGENT CARE			16	100%	16
NORTHWEST FLORIDA SLEEP		1	15	94%	16
SOMA MEDICAL CENTER PA			16	100%	16
SUNSHINE PEDIATRICS		16			16
UNDERGROUND FREE CLINIC		16			16
JOSEPH MIGNOGNA		13	3	19%	16
HODGES CLUSTER		2	14	88%	16
JS HEALTHCARE INC		16			16
PANAMA CITY VITAS HOSPICE		16			16
XERA MED RESEARCH			16	100%	16
EAR NOSE & THROAT ASSOCIATES OF MANATEE PA		16			16
ASHRAF MEDICAL GROUP PLLC DBA PULSE M		15	1	6%	16
MILLENNIUM PHYSICIAN GRP LLC NAPLES PINE RIDGE			16	100%	16
MINUTE-CLINIC DIAGNOSTIC OF VIRGINIA		14	2	13%	16
MONTEFIORE ST LUKE'S CORNWALL HOSPITAL		11	4	27%	15
HOLLEY-NAVARRE MEDICAL CLINIC		5	10	67%	15
MINUTECLINIC, LLC #4507		14	1	7%	15
BAYA URGENT CARE LLC		1	14	93%	15
OAKMONTE VILLAGE OF DAVIE			15	100%	15
MEDEXPRESS URGENT CARE - LAFAYETTE		14	1	7%	15
OPTIONS FOR SENIORS INC DBA PALM KREST MANOR		12	3	20%	15
MIAMI BEACH MEDICAL GROUP LLC			15	100%	15
West Gate Village, LLC		15			15
DOC PAM PA		14	1	7%	15
MILTON 4707		15			15
SACRED HEART MEDICAL GROUP URGENT CARE		13	2	13%	15
PATHLINE			15	100%	15
BRYAN WHITFIELD MEMORIAL HOSPITAL		10	5	33%	15
EASTLAKE PEDIATRICS - TRINITY		15			15
UNIVERSITY HOSPITAL UC HEALTH		11	4	27%	15
CLINIC OF PEDIATRICS & GI MEDICINE INC		1	14	93%	15
UC HEALTH UNIVERSITY HOSPITAL		12	3	20%	15
GRAND VILLA OF MELBOURNE		13	2	13%	15
MEADOWCREST MOLECULAR DIAGNOSTICS, LLC			15	100%	15
HUNTINGTON URGENT CARE		14	1	7%	15
RICH STREET GROUP HOME		8	7	47%	15

COVID-19: testing by laboratory

Data through Apr 1, 2021 verified as of Apr 2, 2021 at 09:25 AM

Data in this report are provisional and subject to change.

The numbers in the table below represent the number of Florida and non-Florida residents for whom test results were received by the Department of Health. A person can be tested by more than one laboratory and can have both positive and negative results. **Therefore, the sum of the numbers in each column will be larger than the total number of people tested.**

Reporting lab	Inconclusive	Negative	Positive	Percent positive	Total
NOVALIFE MEDSPA			15	100%	15
PEDIATRICS IN BREVARD-COCOA BEACH		10	5	33%	15
BAYCARE MEDICAL GROUP INC			15	100%	15
KIMBERLY J HENDERSON MD PC		14	1	7%	15
KIDSWOOD PEDIATRICS CORP		6	9	60%	15
CVS MINUTE CLINIC DIAGNOSTIC OF TN #6044		13	2	13%	15
MEDLAB ASSOCIATES LLC		15			15
MINUTECLINIC DIAGNOSTIC OF TN PC #566		13	2	13%	15
DIATHERIX		13	2	13%	15
GEORGIA HEART CENTER (MSC 53), NAVICEN		13	2	13%	15
CUSTEAD CARE CENTER HAVEN HOSPICE		12	3	20%	15
MINUTE CLINIC		1	14	93%	15
MEDEXPRESS URGENT CARE- MARYLAND		14	1	7%	15
LONG ISLAND JEWISH VALLEY STREAM		14	1	7%	15
Astoria Health and Rehab		15			15
AJU GEORGE MD PA			15	100%	15
TELEVISIT MALABAR PEDIATRICS		5	10	67%	15
WALK IN URGENT CARE			15	100%	15
FLORIDA DEPARTMENT OF HEALTH IN HILLSBOROUGH COUNTY		1	14	93%	15
BAPTIST MEDICAL CENTER EAST		11	4	27%	15
NAVAL MEDICAL CENTER SAN DIEGO			15	100%	15
ORLANDO HEALTH		2	13	87%	15
MINUTECLINIC DIAGNOSTIC OF TN PC #6415		11	4	27%	15
CVS TX8321POCT MCKINNEY		15			15
AVALON FAMILY RESORT ASSISTED LIVING LLC		15			15
URGENT CARE & FAMILY PRACTICE CENTER			15	100%	15
SINAI HOSPITAL OF BALTIMORE		15			15
HEALTH MED HOME CARE, LLC		15			15
YORKVILLE PEDIATRIC URGENT CARE		15			15
INDIANA STATE DEPARTMENT OF HEALTH		1	14	93%	15
BESSENT ROAD GROUP HOME		15			15
FAMILY CARE CENTER OF ARLINGTON		10	5	33%	15
FAMILY CARE			15	100%	15
SELECT PHYSICIANS ALLIANCE PL		15			15
SOMA MEDICAL CENTER, PA #4 FLORIDA MANGO			14	100%	14
SARNO FAMILY PRACTICE		1	13	93%	14
FG RAPID RESULTS LLC		8	6	43%	14
SARASOTA - ROBERT L TAYLOR COMMUNITY CENTER		1	13	93%	14
MADISON COUNTY HEALTH DEPARTMENT		7	7	50%	14
BERGEN NEW BRIDGE M		13	1	7%	14
LUCID DIAGNOSTICS LABS			14	100%	14
MINUTECLINIC INCORPORATE, LLC		11	3	21%	14
RIVERSIDE COTTAGES AT THE SHORES, LLC			14	100%	14
ST CLOUD MEDICAL GROUP		12	2	14%	14
POLK CHD BARTOW		13	1	7%	14
DR PHILLIPS MEDICAL WELLNESS CENTER		12	2	14%	14

COVID-19: testing by laboratory

Data through Apr 1, 2021 verified as of Apr 2, 2021 at 09:25 AM

Data in this report are provisional and subject to change.

The numbers in the table below represent the number of Florida and non-Florida residents for whom test results were received by the Department of Health. A person can be tested by more than one laboratory and can have both positive and negative results. **Therefore, the sum of the numbers in each column will be larger than the total number of people tested.**

Reporting lab	Inconclusive	Negative	Positive	Percent positive	Total
HEALTHFIRST ADVENT HEALTH CENTRA CARE COCOA BEACH			14	100%	14
ACCESS HOME HEALTH OF FLORIDA LLC		14			14
WALGREENS #07936		13	1	7%	14
NORTHERN WESTCHESTER HOSPITAL LABORATORY		12	2	14%	14
GADSDEN REGIONAL MEDICAL CENTER		14			14
CVS MINUTE CLINIC, LLC		12	2	14%	14
SOUTHEASTERN UNIVERSITY INC		14			14
FAMILY PRACTICE ON THE GO		6	8	57%	14
CVS MINUTE CLINIC DIAGNOSTIC OF WISCONSIN		14			14
MINUTE CLINIC DIAGNOSTIC OF TEXAS, LLC		14			14
MINUTE CLINIC LLC #5733		14			14
DESOTO HEALTH AND REHAB LLC		9	5	36%	14
ARNOT OGDEN MEDICAL CENTER LABORATORY		14			14
COMPREHENSIVE CHILDCARE ASSOCIATES		8	6	43%	14
MINUTECLINIC, LLC #1586		11	3	21%	14
SURGERY CENTER OF CORAL GABLES LLC,THE		11	3	21%	14
MINUTECLINIC DIAGNOSTIC OF VIRGINIA, LLC #1416		13	1	7%	14
MINUTECLINIC, LLC, #4160		10	4	29%	14
BOCA SIMON		2	12	86%	14
EPIPHANY HEALTH		8	6	43%	14
MC DIAGNOSTIC OF CONNECTICUT, PC #1960		14			14
ALAN L MELOTEK MD		14			14
SEBRING PEDIATRICS LLC			14	100%	14
MINUTECLINIC DIAGNOSTIC OF TN, PC 4992		14			14
SIGMUND LABS LLC		14			14
OPIS ISLAND LAKE CENTER		13	1	7%	14
CARENOW URGENT CARE-WEST END		9	5	36%	14
TALLAHASSEE PRIMARY CARE ASSOCIATES PA		12	2	14%	14
CVS NC4165POCT BREVARD		8	6	43%	14
PT&J REHAB - VILLAGE OF ROYAL PALM BEACH		12	2	14%	14
Terrace of Jacksonville			14	100%	14
PARROTT MEDICAL CLINIC			14	100%	14
SOUTHEASTERN LABORATORY			14	100%	14
The Evangelical Lutheran Good Samaritan Society		14			14
HAVEN HOSPICE IN CHIEFLAND		9	5	36%	14
NORTHWESTERN MEMORIAL HOSPITAL			14	100%	14
GRADY HEALTH SYSTEM		14			14
ALASKA PUBLIC HEALTH LAB		1	13	93%	14
PREMIUM HEALTH CARE			14	100%	14
GNT ASSOCIATES		13	1	7%	14
PREMIER LABORATORY SERVICES, LLC		5	9	64%	14
MAIMONIDES MEDICAL CENTER		11	3	21%	14
MONTEFIORE MEDICAL CENTER LABORATORIES - WEILER		10	4	29%	14
FAMILY MEDICINE OF WESTON LLC		6	8	57%	14
NIGHT OWL PEDIATRICS URGENT CARE			14	100%	14
CVS NY491POCT JACKSON HEIGHTS		14			14

COVID-19: testing by laboratory

Data through Apr 1, 2021 verified as of Apr 2, 2021 at 09:25 AM

Data in this report are provisional and subject to change.

The numbers in the table below represent the number of Florida and non-Florida residents for whom test results were received by the Department of Health. A person can be tested by more than one laboratory and can have both positive and negative results. **Therefore, the sum of the numbers in each column will be larger than the total number of people tested.**

Reporting lab	Inconclusive	Negative	Positive	Percent positive	Total
TLC FAMILY CARE HOME INC		14			14
STEWART MELBOURNE HOSPITAL, INC	1		13	93%	14
CVS TN5639POCT FARRAGUT		11	3	21%	14
FIRST CHOICE PEDIATRICS WINTER SPRINGS		12	2	14%	14
MELBOURNE FAMILY PRACTICE		12	2	14%	14
MAINSTREET FAMILY SELECT		1	12	92%	13
INFEXIONSHIELD INC.		13			13
BARRANCO CLINIC,THE	3	9	1	8%	13
HORIZON MEDICAL GROUP		11	2	15%	13
BELLEVUE HOSPITAL CENTER DEPARTMENT		13			13
EAR NOSE AND THROAT ASSOCIATES OF MANATEE, P.A.		10	3	23%	13
IN-OFFICE LAB		12	1	8%	13
CVS MINUTE CLINIC DIAGNOSTIC MED GRP OF CA		13			13
CULINARY INSTITUTE OF AMERICA STUDENT	3	10			13
PHELPS HOSPITAL LABORATORY		11	2	15%	13
JOHNS HOPKINS MEDICAL LABORATORIES		1	12	92%	13
HARBOR CHASE OF JACKSONVILLE			13	100%	13
COVANCE CENTRAL LABORATORY			13	100%	13
AVALON MEDICAL WALK IN CLINIC			13	100%	13
THE PLAZA AT PARKSQUARE		13			13
PROHEALTH CARE ASSOCIATES MOBILE		10	3	23%	13
DEVEREUX FLORIDA CHILDRENS CENTER			13	100%	13
SHELBY COUNTY HEALTH CARE CORPORATION		10	3	23%	13
MINUTECLINIC DIAGNOSTIC OF RHODE ISLAND		10	3	23%	13
MINUTECLINIC DIAGNOSTIC OF TN, PC 6438		11	2	15%	13
URGENT MEDICAL CENTER INC		5	8	62%	13
SOUTHEAST FAMILY HEALTHCARE CENTER			13	100%	13
CVS MINUTE CLINIC DIAGNOSTIC OF TEXAS, LLC		10	3	23%	13
LAKELAND REGIONAL HEALTH GRASSLANDS		12	1	8%	13
VILLA OF KINGS AND QUEENS OF DELRAY		13			13
MED TECH SERVICES OF PALM BEACH INC		13			13
BROOKDALE DELAND			13	100%	13
RIVERSIDE MEDICAL GROUP		12	1	8%	13
STATEN ISLAND UNIVERSITY HOSPITAL SEGUINE AVE		12	1	8%	13
GUIDEWELL EMERGENCY MEDICINE DOCTORS LLC #33		7	6	46%	13
MINUTE CLINIC LLC #2775		12	1	8%	13
MINUTECLINIC DIAGNOSTIC OF SC, LLC #2		12	1	8%	13
MEDLAB INC		13			13
LILY'S PROMISE AL#12775		13			13
EFFINGER HEALTH, PA		13			13
ESCAMBIA COMMUNITY CLINIC		2	11	85%	13
ROCKLEDGE		3	10	77%	13
LIFELINK TISSUE BANK D/B/A LIFELINK TISSUE BANK		12	1	8%	13
NATIONAL GENETICS INST LABCORP		4	9	69%	13
INTEGRATED FAMILY MEDICAL CENTER			13	100%	13
VRL EUROFINs - HAWAII		13			13

COVID-19: testing by laboratory

Data through Apr 1, 2021 verified as of Apr 2, 2021 at 09:25 AM

Data in this report are provisional and subject to change.

The numbers in the table below represent the number of Florida and non-Florida residents for whom test results were received by the Department of Health. A person can be tested by more than one laboratory and can have both positive and negative results. **Therefore, the sum of the numbers in each column will be larger than the total number of people tested.**

Reporting lab	Inconclusive	Negative	Positive	Percent positive	Total
FLORIDA STATE HOSPITAL			13	100%	13
LEHIGH VALLEY HOSPITAL		3	10	77%	13
PARKWEST MEDICAL CENTER		11	2	15%	13
Sunnyside Care Center		13			13
BROOKLYN HOSPITAL CENTER DOWNTOWN CAMPUS		13			13
Hackensack Umc Mountainside		12	1	8%	13
CORAL LANDING ASSISTED LIVING		11	2	15%	13
ENCOMPASS HEALTH REHABILITATION HOSPITAL OF MIAMI		12	1	8%	13
DELIVER MY MEDS CORP		13			13
LPG PRIMARY CARE AT COLONIAL CENTER DRIVE		12	1	8%	13
LIFE'S SPECIAL MOMENTS INC		13			13
BAPTIST PRIMARY CARE PONTE VEDRA		7	6	46%	13
AVENTURA HOSPITAL AND MEDICAL CENTER			13	100%	13
MINUTECLINIC, LLC, DBA MINUTECLINIC #6		13			13
CVS MINUTE CLINIC DIAGNOSTIC PA		10	3	23%	13
VALDOSTA FAMILY MEDICINE		1	12	92%	13
BRONSON FIRE DEPARTMENT		13			13
WORLD WRESTLING ENTERTAINMENT			13	100%	13
ORMOND MEDICAL ARTS		3	10	77%	13
MONTEFIORE NYACK HOSPITAL AFFILIATED LABORATORY		12	1	8%	13
ORCHID COVE		3	10	77%	13
CROSS CARE CENTER			13	100%	13
GLENBROOKE AT PALM BAY			13	100%	13
DYNAMIC DNA LAB		1	12	92%	13
CLINICAL LABORATORY SERVICES			13	100%	13
MINUTECLINIC DIAGNOSTIC OF NORTH CAROLINA, PC		11	1	8%	12
MHHS All Lab Subsection		12			12
RED MOUNTAIN DIAGNOSTICS		12			12
APPLE DIAGNOSTICS LAB		5	7	58%	12
MEDEXPRESS URGENT CARE-ALTOONA		10	2	17%	12
SUWANNEE COUNTY JAIL		11	1	8%	12
CVS NC187POCT CHARLOTTE		11	1	8%	12
MEDEXPRESS URGENT CARE CHARLESTON		8	4	33%	12
SUMMIT ATLANTIC SURGERY CENTER		12			12
CITY OF LAKE MARY EMPLOYEE HEALTH CENTER		10	2	17%	12
SENIOR HOME CARE INC		12			12
FAMILY MEDICINE AT LONGWOOD			12	100%	12
CITY OF WEST PALM BEACH EMPLOYEE & FAMILY HEALTH		12			12
MERCY MEDICAL CENTER		5	7	58%	12
HAVEN HOSPICE			12	100%	12
MC DIAGNOSTIC OF CONNECTICUT, PC # 257		11	1	8%	12
MEDEXPRESS URGENT CARE - CHRISTIANBURG		8	4	33%	12
BRITO MEDICAL CENTER		10	2	17%	12
PROMUS DIAGNOSTICS, LLC			12	100%	12
LPG PRIMARY CARE AT MATTHEW DRIVE		12			12
RUSSELL MEDICAL CENTER		11	1	8%	12

COVID-19: testing by laboratory

Data through Apr 1, 2021 verified as of Apr 2, 2021 at 09:25 AM

Data in this report are provisional and subject to change.

The numbers in the table below represent the number of Florida and non-Florida residents for whom test results were received by the Department of Health. A person can be tested by more than one laboratory and can have both positive and negative results. **Therefore, the sum of the numbers in each column will be larger than the total number of people tested.**

Reporting lab	Inconclusive	Negative	Positive	Percent positive	Total
TMH PHYSICIAN PARTNERS - MONTICELLO		10	2	17%	12
ACADIAN DIAGNOSTIC LABORATORIES		8	4	33%	12
GLEN OAKS HEALTH AND REHABILITATION CENTER			12	100%	12
MI2297090CV HOLLAND-23D2189684		12			12
VIBRANT AMERICA		10	2	17%	12
ADVENTHEALTH MEDICAL GROUP CARE CLINIC AT		8	4	33%	12
NAPLES GREEN VILLAGE		12			12
BAYONET POINT HOSPITAL			12	100%	12
FAMILY MEDICINE AT HUNTERS CREEK		12			12
IREPERTOIRE_MOL_LAB		12			12
CARDIOTHORACIC SURGERY OF HYDE PARK			12	100%	12
COLLIER COUNTY HEALTH DEPT.		7	5	42%	12
SAMARITAN MEDICAL CENTER		12			12
RICHMOND UNIVERSITY MEDICAL CENTER		10	2	17%	12
MEDEXPRESS URGENT CARE - MONROE		12			12
FLORIDA DEPT OF HEALTH		4	8	67%	12
DAVID LAWRENCE CENTER INC		10	2	17%	12
WELLMED AT PORT ST LUCIE WEST		8	4	33%	12
OHIO STATE UNIVERSITY MEDICAL CENTER			12	100%	12
MC DIAGNOSTIC OF CONNECTICUT PC #459		12			12
GENESIS		8	4	33%	12
METHODIST MEDICAL CENTER		9	3	25%	12
AEGIS MEDICAL GROUP, LLC		12			12
CVS MINUTE CLINIC DIAGNOSTIC OF TN #3293		11	1	8%	12
ST PETER'S UNIVERSITY HOSPITAL		9	3	25%	12
CVS MINUTE CLINIC DIAGNOSTIC OF VIRGINIA		12			12
MINUTECLINIC DIAGNOSTIC OF ILLINOIS LL		10	2	17%	12
FHCP-PORT ORANGE		3	9	75%	12
SONORA QUEST LABORATORIES			12	100%	12
CARLOS PORTU MD, PLLC			12	100%	12
CVS TN5601POCT LENOIR CITY		10	2	17%	12
LIFE CARE OF PORT SAINT LUCIE		3	9	75%	12
GEORGE W FERGUSON MD-CONCIERGE MEDICAL SERVICES PL		11	1	8%	12
Lady Lake Specialty Care			12	100%	12
GAMMA DIAGNOSTIC LAB LLC			12	100%	12
VERITAS RESEARCH CORP			12	100%	12
SOMA MEDICAL CENTER, P.A.			12	100%	12
VILLA HEALTH NH LLC		10	2	17%	12
VENICE URGENT CARE - GULF COAST			12	100%	12
MEDLABS DIAGNOSTICS		10	2	17%	12
CARENOW URGENT CARE-DONELSON		9	3	25%	12
HAWTHORNE INN OF LAKE LAND		12			12
FLORIDA DEPARTMENT OF HEALTH WASHINGTON COUNTY		7	5	42%	12
BROWARD DIALYSIS			12	100%	12
VIGILANT HEALTHCARE		10	2	17%	12
MERIDIAN AT WATERWAYS, THE		10	2	17%	12

COVID-19: testing by laboratory

Data through Apr 1, 2021 verified as of Apr 2, 2021 at 09:25 AM

Data in this report are provisional and subject to change.

The numbers in the table below represent the number of Florida and non-Florida residents for whom test results were received by the Department of Health. A person can be tested by more than one laboratory and can have both positive and negative results. **Therefore, the sum of the numbers in each column will be larger than the total number of people tested.**

Reporting lab	Inconclusive	Negative	Positive	Percent positive	Total
DEPARTMENT OF PUBLIC HEALTH		12			12
LEON CHD		12			12
LAB UNKNOWN		1	11	92%	12
J AND J VISTAKON EMPLOYEE HEALTH CENTER		11	1	8%	12
GULF COAST MEDICAL GROUP		5	7	58%	12
PERSONAL PEDIATRICS PA		9	3	25%	12
NEW YORK PRESBYTERIAN - LOWER MANHATTAN		12			12
BROOKDALE CITRUS			12	100%	12
MIRACLE ALF INC		12			12
CARE FAST MURABELLA		7	5	42%	12
MINUTECLINIC, LLC #1492		12			12
URGENT TEAM MANAGEMENT OF TENNESSEE		10	2	17%	12
WOODLAND TOWERS		6	6	50%	12
PANCARE HEALTH - WEWA ELEMENTARY			12	100%	12
BAPTIST HEALTH			12	100%	12
CVS NC2357POCT HUNTERSVILLE		10	2	17%	12
CARROLL GARDENS URGENT CARE		12			12
MEDICAL CENTER AFFILIATES WEST PALM			11	100%	11
PRIME MEDICAL CARE, LLC		11			11
ATMORE NURSING CENTER		10	1	9%	11
AZALEA HEALTH		2	9	82%	11
TROPICANA		5	6	55%	11
PINELLAS COUNTY HEALTH DEPARTMENT		2	9	82%	11
LONGWOOD PEDIATRICS LLC			11	100%	11
MINUTECLINIC DIAGNOSTIC OF OKLAHOMA		9	2	18%	11
MINUTE CLINIC DIAGNOSTIC OF SC, LLC #42		10	1	9%	11
SUNCOAST COMMUNITY HEALTH CENTERS INC		2	9	82%	11
CREATIVE TESTING SOLUTIONS		4	7	64%	11
WELLMED AT SOUTH PARSONS		9	2	18%	11
WATSON HEALTHCARE		8	3	27%	11
ACCENTCARE		11			11
MISSOURI DEPARTMENT OF HEALTH AND SENIOR SERVICES			11	100%	11
GRAND VILLA OF PALM COAST		11			11
Solaris Healthcare Pensacola			11	100%	11
ORLANDO FAMILY MEDICAL INC		11			11
NIGHT LITE PEDIATRICS CENTER, LLC		1	10	91%	11
ADVENTIST HEALTH SYSTEM FLORIDA DEPT OF HEALTH		7	4	36%	11
CROSSROADS URGENT CARE, PLLC		11			11
ASSOCIATES IN MEDICINE		7	4	36%	11
REDMED CLINIC OF ARLINGTON		10	1	9%	11
ST JOSEPH WOMENS HOSPITAL			11	100%	11
MEDEXPRESS URGENT CARE - BENTON HARBOR		11			11
MINUTECLINIC LLC (1435)		10	1	9%	11
WESTPAC LABS INC	1		10	91%	11
Rosewood Healthcare and Rehabilitation Center		5	6	55%	11
Signature Healthcare of Savannah		11			11

COVID-19: testing by laboratory

Data through Apr 1, 2021 verified as of Apr 2, 2021 at 09:25 AM

Data in this report are provisional and subject to change.

The numbers in the table below represent the number of Florida and non-Florida residents for whom test results were received by the Department of Health. A person can be tested by more than one laboratory and can have both positive and negative results. **Therefore, the sum of the numbers in each column will be larger than the total number of people tested.**

Reporting lab	Inconclusive	Negative	Positive	Percent positive	Total
TELEVISIT PALM BAY FAMILY PRACTICE		9	2	18%	11
EMORY CRAWFORD LONG HOSPITAL LABORATOR		10	1	9%	11
VITAS HEALTH INC		5	6	55%	11
CVS CA9165POCT SAN DIEGO		11			11
MINUTECLINIC DIAGNOSTIC OF PA, LLC (1036)		9	2	18%	11
ALCOVE ASSISTED LIVING FACILITY		11			11
SEMORAN FAMILY HEALTH LLC		10	1	9%	11
ELITE HOME HEALTH SERVICES		11			11
ST MARYS MEDICAL CENTER			11	100%	11
MEYER PEDIATRICS CHTD		11			11
GRACE COMMUNITY PHARMACY		1	10	91%	11
ANYLABTEST NOW		4	7	64%	11
HNL LAB MEDICINE		8	3	27%	11
COLLIER HMA PHYSICIAN MANAGEMENT, LLC		2	9	82%	11
PALM BEACH PATHOLOGY		9	2	18%	11
MOUNT DORA PEDIATRICS		9	2	18%	11
ORANGE PARK PEDIATRIC ASSOCIATES		1	10	91%	11
WANTAGH URGENT CARE		8	3	27%	11
LANE PEDIATRICS PA		1	10	91%	11
MINUTECLINIC, LLC #1470		10	1	9%	11
CONSULATE HEALTH CARE OF PENSACOLA			11	100%	11
MINUTECLINIC DIAGNOSTIC OF NEW MEXICO		11			11
CARENOW URGENT CARE-HERMITAGE		7	4	36%	11
DYNAMIC HEALTH CENTERS INC		7	4	36%	11
MEDEXPRESS URGENT CARE MONACA		11			11
ALACHUA			11	100%	11
St Joseph's Hospital & Medical Center		10	1	9%	11
APPALACHIAN REGIONAL HEALTHCARE SYSTEM		10	1	9%	11
HEALTH NETWORK LABORATORIES		7	4	36%	11
MEDEXPRESS URGENT CARE - PANTOPS		10	1	9%	11
St. Annes Nursing Center, St. Annes Residence, Inc.		11			11
AIM LABORATORIES			11	100%	11
UNIVERSITY CENTRA CARE		10	1	9%	11
TINA'S ASSISTED LIVING FACILITY CORP		11			11
UMHC/SYLVESTER AT KENDALL		1	10	91%	11
ST. PETERSBURG PEDIATRICS			11	100%	11
JOHN W NORRIS III MD PA	1		10	91%	11
VIRTUA WEST JERSEY HOSPITAL VOORHEES		9	2	18%	11
BOCA RATON REGIONAL HOSPITAL LAB			11	100%	11
CARINGTON MANOR		11			11
IGENEX INC		11			11
MEDI-DRUG INC		10	1	9%	11
PHYSICIANS REGIONAL MEDICAL CTR - COLLIER BLVD			11	100%	11
ILLINOIS DEPT OF PUBLIC HEALTH LAB - SPRINGFIELD			11	100%	11
DMH STEINHATCHEE FAMILY MEDICINE		8	3	27%	11
MINUTECLINIC, LLC #244		10	1	9%	11

COVID-19: testing by laboratory

Data through Apr 1, 2021 verified as of Apr 2, 2021 at 09:25 AM

Data in this report are provisional and subject to change.

The numbers in the table below represent the number of Florida and non-Florida residents for whom test results were received by the Department of Health. A person can be tested by more than one laboratory and can have both positive and negative results. **Therefore, the sum of the numbers in each column will be larger than the total number of people tested.**

Reporting lab	Inconclusive	Negative	Positive	Percent positive	Total
MEDEXPRESS URGENT CARE-LATROBE		10	1	9%	11
BRIDGE DIAGNOSTICS			11	100%	11
CLEVELAND TENNESSEE HOSPITAL COMPANY		10	1	9%	11
LAKE CO SCHOOLS EMPLOYEE HEALTH & WELLNESS CENTER	1	7	3	27%	11
MINUTECLINIC, LLC, DBA MINUTECLINIC #2		9	2	18%	11
CVS MINUTE CLINIC DIAGNOSTIC PA #3060		9	2	18%	11
PRIMECARE ACQUISITION FAMILY PRACTICE INC		11			11
PEPIN ACADEMIES-PASCO		11			11
HIRAM COLLEGE HEALTH CENTER (ABBOTT)		11			11
45TH 1		11			11
BIOTECH CLINICAL LABORATORIES, INC.		1	10	91%	11
GENOPTIX MEDICAL LABORATORY		10	1	9%	11
THE TERRACE OF SAINT CLOUD		9	2	18%	11
NORTH OKALOOSA PHYSICIAN GROUP		10	1	9%	11
MONROE COUNTY HOSPITAL		8	3	27%	11
HEARTLAND SOUTH JACKSONVILLE OF JACKSONVILLE FL ,		11			11
ASSOCIATES MD CYPRESS CREEK			11	100%	11
WINTER PARK CARE AND REHABILITATION			11	100%	11
CVS MINUTE CLINIC DIAGNOSTIC OF TEXAS,LLC		9	2	18%	11
NORTHSIDE HOSPITAL FORSYTH		9	1	10%	10
MINUTECLINIC DIAGNOSTICS OF IND, LLC		10			10
PALM BEACH CDH - DELRAY BEACH			10	100%	10
TREASURE COAST URGENT & FAMILY CARE			10	100%	10
NOT INDICATED		1	9	90%	10
PHASE2 LABS	2	6	2	20%	10
GLADES COUNTY DETENTION CENTER		1	9	90%	10
MINUTE-CLINIC DIAGNOSTIC OF VIRGINIA, LLC #2003		7	3	30%	10
Westchester General Hospital			10	100%	10
CVS MINUTE CLINIC DIAG OF IND, LLC #6549		10			10
MAINSTREET FAMILY CARE			10	100%	10
FG RAPID		9	1	10%	10
PRORENATA LABS		2	8	80%	10
CITY OF TALLAHASSEE		10			10
SUFFRIDGE DRIVE GROUP HOME		10			10
AMERICAN HOUSE FORT MYERS		10			10
MINUTECLINIC DIAGNOSTIC OF TN PC #643		7	3	30%	10
VITALANT		1	9	90%	10
CVS HEALTH, #2043		10			10
ST CLOUD COMPOUNDING PHARMACY & WELLNESS CENTER		9	1	10%	10
MC DIAGNOSTIC OF CONNECTICUT, PC #1966		10			10
ADVENTHEALTH MEDICAL GROUP PEDIATRIC & ADOLESCENT		9	1	10%	10
DES PLAINES CLINICAL LAB		3	7	70%	10
ENCORE AT BOCA RATON, THE			10	100%	10
LAKE BALDWIN CBOC		9	1	10%	10
CVS SC7556POCT WEST COLUMBIA		9	1	10%	10
FAMILY HEALTH CENTER AT PORT ST JOHN		4	6	60%	10

COVID-19: testing by laboratory

Data through Apr 1, 2021 verified as of Apr 2, 2021 at 09:25 AM

Data in this report are provisional and subject to change.

The numbers in the table below represent the number of Florida and non-Florida residents for whom test results were received by the Department of Health. A person can be tested by more than one laboratory and can have both positive and negative results. **Therefore, the sum of the numbers in each column will be larger than the total number of people tested.**

Reporting lab	Inconclusive	Negative	Positive	Percent positive	Total
GOOD SAMARITAN MEDICAL CENTER			10	100%	10
MINUTECLINIC DIAGNOSTIC OF NORTH CAROLINA PC #5341		7	3	30%	10
CBC LAB		3	7	70%	10
ENCOMPASS HEALTH REHABILITATION		8	2	20%	10
VETERNANS ADMINISTRATION			10	100%	10
RPC@HODGES		2	8	80%	10
ALABAMA DEPARTMENT OF PUBLIC HEALTH		1	9	90%	10
OKLAHOMA STATE DEPARTMENT OF HEALTH-PUBLIC HEALTH LABORATORY			10	100%	10
MEDEXPRESS URGENT CARE PARKERSBURG		8	2	20%	10
URGENT CARE CENTER AT PINNACLE		4	6	60%	10
UF HEALTH		1	9	90%	10
SAVANNAH MANOR ASSISTED LIVING COMMUNITY			10	100%	10
PANCARE HEALTH - VERNON ELEMENTARY			10	100%	10
KR AT COLLEGE HARBOR		10			10
MEDEXPRESS URGENT CARE - WINCHESTER GATEWAY		8	2	20%	10
MEDICAL LABORATORY DIAGNOSTICS			10	100%	10
PBC PREMIER FAMILY HEALTH			10	100%	10
CHRISTUS ST VINCENT LABORATORY - ZIA		10			10
Maury Regional Hospital		6	4	40%	10
CVS PA6902POCT BRYN MAWR		8	2	20%	10
BEAUMONT LABORATORY			10	100%	10
NATURE COAST REGIONAL MEDICAL CENTER		1	9	90%	10
MEDEXPRESS URGENT CARE-KATY		7	3	30%	10
MINUTECLINIC, LLC, DBA MINUTECLINIC #6106		8	2	20%	10
BROOKDALE PANAMA CITY		9	1	10%	10
NORTON HEALTHCARE			10	100%	10
UNIVERSITY OF MIAMI MILLER SCHOOL OF MEDICINE			10	100%	10
MEDEX REGIONAL LABORATORIES LLC		1	9	90%	10
BERRYHILL MANOR		10			10
ARBORS OF GULF BREEZE, THE		8	2	20%	10
BROWARD HEALTH CARE			10	100%	10
HIGH TOWER ALF LLC		9	1	10%	10
MEDEXPRESS URGENT CARE - SALEM		6	4	40%	10
CORONA PATHOLOGY		10			10
VENICE GREEN VILLAGE		3	7	70%	10
THE MARY IMOGENE BASSETT HOSPITAL		10			10
MINUTECLINIC, LLC #4682		5	5	50%	10
MOLECULAR PATHOLOGY LABORATORY			10	100%	10
CVS PHARMACY			10	100%	10
TENNESSEE DEPARTMENT OF HEALTH (TDH) - CENTRAL LABORATORY		2	8	80%	10
BETH ISRAEL MEDICAL CENTER LABS		9	1	10%	10
NEW JERSEY DEPARTMENT OF HEALTH COMMUNICABLE DISEASE SERVICE		3	7	70%	10
MOSOLF PEDIATRICS			10	100%	10
CHILDREN'S HEALTHCARE OF ATLANTA/EGLESTON		10			10
AFC URGENT CARE - CEDAR GROVE		10			10
EMERGENCY MEDICAL CENTER		4	6	60%	10

COVID-19: testing by laboratory

Data through Apr 1, 2021 verified as of Apr 2, 2021 at 09:25 AM

Data in this report are provisional and subject to change.

The numbers in the table below represent the number of Florida and non-Florida residents for whom test results were received by the Department of Health. A person can be tested by more than one laboratory and can have both positive and negative results. **Therefore, the sum of the numbers in each column will be larger than the total number of people tested.**

Reporting lab	Inconclusive	Negative	Positive	Percent positive	Total
Avalon Healthcare and Rehabilitation Center			10	100%	10
CVS PA1671POCT LANCASTER		10			10
MINUTECLINIC DIAG OF IND, LLC #6697		10			10
ONEIDA HEALTHCARE CENTER		8	2	20%	10
CENTRAL JERSEY URGENT CARE OF EATONTOW		9	1	10%	10
BELLE GLADES HEALTH CLINIC			10	100%	10
Manor Care of Dunedin		7	3	30%	10
AU MEDICAL CENTER, INC	1	8	1	10%	10
MINUTE-CLINIC DIAGNOSTIC OF VIRGINIA, LLC		10			10
MINUTE CLINIC OF KANSAS PA		6	4	40%	10
LAKE NONA MEDICAL SERVICES		3	7	70%	10
KIDSVILLE PEDIATRICS			10	100%	10
MINUTE CLINIC LLC #6765		10			10
KEY WEST URGENT CARE, INC		3	7	70%	10
COMMUNITY HEALTH CENTER		2	8	80%	10
HCR MANORCARE		10			10
INHEALTH LIFE SCIENCES		6	4	40%	10
SAMARITAN HOSPITAL LABORATORY		9	1	10%	10
ISLAND COAST PEDIATRICS IN-HOUSE LAB		10			10
MINUTECLINIC DIAGNOSTIC OF MINNESOTA		10			10
FLEMING ISLAND CENTER FOR CLINICAL RESEARCH		10			10
ORLANDO MEDICAL CENTER PL		1	9	90%	10
VASCONCELLO COHEN MD PA		9	1	10%	10
BLOOMIN BRANDS WELLNESS CENTER		9	1	10%	10
CVS HEALTH MINUTE CLINIC		1	9	90%	10
METHODIST HOSPITAL			10	100%	10
NEW HAMPSHIRE DEPARTMENT OF HEALTH AND HUMAN SERVICES		3	7	70%	10
NEMOURS CHILDREN'S URGENT			10	100%	10
LUXOR SCIENTIFIC LLC		1	9	90%	10
CARENOW URGENT CARE - EAST NASHVILLE		8	2	20%	10
WALGREEN #6538		10			10
MEDEXPRESS URGENT CARE - BEECH GROVE		9	1	10%	10
ACCESS PHARMACY		10			10
PLYMOUTH HARBOR INCORPORATED		9	1	10%	10
MINUTECLINIC DIAGNOSTIC OF NEW JERSEY,		9	1	10%	10
CVS MINUTE CLINIC DIAGNOSTIC		9	1	10%	10
KEY TRAINING CENTER			10	100%	10
MINUTECLINIC DIAGNOSTIC OF MAINE, LLC		8	2	20%	10
CAN COMMUNITY HEALTH, INC		10			10
SOMA MEDICAL CENTER PA #4			10	100%	10
SUPERIOR RESIDENCES OF CLERMONT		2	8	80%	10
MINUTE CLINIC INCORPORATE		9			9
MINUTECLINIC #2860		6	3	33%	9
ALBION COLLEGE (ABBOTT)		9			9
NORTHWEST FLORIDA COMMUNITY HOSPITAL LABORATORY		8	1	11%	9
MINUTE CLINIC LLC #1448		8	1	11%	9

COVID-19: testing by laboratory

Data through Apr 1, 2021 verified as of Apr 2, 2021 at 09:25 AM

Data in this report are provisional and subject to change.

The numbers in the table below represent the number of Florida and non-Florida residents for whom test results were received by the Department of Health. A person can be tested by more than one laboratory and can have both positive and negative results. **Therefore, the sum of the numbers in each column will be larger than the total number of people tested.**

Reporting lab	Inconclusive	Negative	Positive	Percent positive	Total
DIXITKUMAR N MODI MD PA			9	100%	9
CARENOW URGENT CARE-GREEN HILLS		9			9
LAKEVIEW HEALTH SYSTEMS			9	100%	9
ST JOSEPH'S HOSPITAL NORTH LABORATORY			9	100%	9
MAGNOLIA MANOR			9	100%	9
MINUTECLINIC DIAGNOSTIC OF NEW JERSEY, LLC # 7069		9			9
ANY LAB TEST NOW INC			9	100%	9
BRENNITY AT VERO BEACH, THE			9	100%	9
SOUTH FLORIDA ENT ASSOCIATES, INC			9	100%	9
FLORIDA HOSPITAL WINTER PARK		7	2	22%	9
FLORIDA MENTOR		7	2	22%	9
PASSPORT HEALTH			9	100%	9
CVS PHARMACY NO 274		9			9
VILLAGE PLACE HEALTH AND REHAB		9			9
ORLANDO HEALTH PHYSICIAN ASSOCIATES		4	5	56%	9
ENCOMPASS HOME HEALTH OF THE SOUTHEAST LLC		9			9
CVS TX10016POCT PRINCETON		9			9
SUMTER COUNTY HEALTH DEPARTMENT		4	5	56%	9
MEDEXPRESS URGENT CARE - MAPLE DRIVE		8	1	11%	9
NITIN BAWA PROFESSIONAL ASSOCIATES			9	100%	9
CVS MINUTE CLINIC DIAGNOSTIC OF KANSAS, PA		9			9
LAWRENCE TECHNOLOGICAL UNIVERSITY		9			9
Atlanta VAMC		6	3	33%	9
PENSACOLA CLUSTER			9	100%	9
INSPIRED LIVING AT PALM BAY		7	2	22%	9
GCPM MANUAL MICROBIOLOGY		1	8	89%	9
UNIVERSITY HOSPITALS OF CLEVELAND		5	4	44%	9
ROSECASTLE			9	100%	9
FLORIDA CENTER FOR DERMATOLOGY LABORATORY			9	100%	9
ST LUKES ROOSEVELT LABORATORY		7	2	22%	9
NEMOURS CHILDREN'S PRIMARY CARE VERO BEACH			9	100%	9
COLLIER BLVD HMA PHYSICIAN MANAGEMENT,, LLC			9	100%	9
MINUTE CLINIC LLC #10203		7	2	22%	9
BEAUMONT EMERGENCY CENTER			9	100%	9
CVS NJ617POCT CEDAR GROVE		8	1	11%	9
CVS TX8351POCT BEAUMONT		8	1	11%	9
JOHNS HOPKINS ALL CHILDRENS			9	100%	9
MINUTE CLINIC LLC #5706		8	1	11%	9
WALGREENS_COCONUT CREEK		7	2	22%	9
MC DIAGNOSTIC OF CONNECTICUT , PC # 3		7	2	22%	9
ST VINCENT'S ST CLAIR		6	3	33%	9
CHEMISYS LABORATORIES		1	8	89%	9
CVS MINUTE CLINIC, LLC #22		8	1	11%	9
MEDICANA NURSING AND REHAB CENTER			9	100%	9
MIDMICHIGAN MEDICAL CENTER			9	100%	9
ILLINOIS DEPARTMENT OF PUBLIC HEALTH		1	8	89%	9

COVID-19: testing by laboratory

Data through Apr 1, 2021 verified as of Apr 2, 2021 at 09:25 AM

Data in this report are provisional and subject to change.

The numbers in the table below represent the number of Florida and non-Florida residents for whom test results were received by the Department of Health. A person can be tested by more than one laboratory and can have both positive and negative results. **Therefore, the sum of the numbers in each column will be larger than the total number of people tested.**

Reporting lab	Inconclusive	Negative	Positive	Percent positive	Total
NASCAR EVENT MANAGEMENT, LLC		9			9
MOBILE RESPONSE DIAGNOSTICS LLC		8	1	11%	9
MEDEXPRESS URGENT CARE - WASHINGTON		7	2	22%	9
GRAND VILLA OF SARASOTA		8	1	11%	9
MINUTECLINIC DIAGNOSTIC OF VIRGINIA		9			9
WINDSOR OF GAINESVILLE		9			9
MINUTECLINIC DIAGNOSTIC MED GRP OF CA		8	1	11%	9
LOREY ALF		9			9
OMNI			9	100%	9
ATHENS VETERINARY DIAGNOSTIC LABORATOR		9			9
DOCTORS EXPRESS OF ST PETERSBURG		1	8	89%	9
MINUTECLINIC DIAGNOSTIC OF TN PC #242		6	3	33%	9
PEDIATRIC HEALTH CARE ALLIANCE			9	100%	9
CVS DC1340POCT WASHINGTON		9			9
WESTCHESTER GENERAL HOSPITAL BLOOD GAS LAB			9	100%	9
IMMUNOGENOMICS LLC		6	3	33%	9
ST VINCENT'S CHILTON		7	2	22%	9
OPTUM SILVER LAKES			9	100%	9
OUR HOME AT BEACON HILL			9	100%	9
PRECISION GENETICS			9	100%	9
EMPLOYEE WELLNESS PA			9	100%	9
SUNCREST OMNI		9			9
PUTNAM FAMILY CARE INC		3	6	67%	9
Consulate Health Care of Brandon		7	2	22%	9
MINUTECLINIC #8760		9			9
HEALTH AND WELLNESS CENTER		1	8	89%	9
MINUTECLINIC DIAGNOSTIC OF TN PC #5671		5	4	44%	9
MINUTE CLINIC LLC # 2033		8	1	11%	9
CHILDREN'S HEALTH CENTER INC.		7	2	22%	9
CARENOW URGENT CARE-MT JULIET		8	1	11%	9
NORTHSHORE UNIVERSITY HEALTHSYSTEM EVANSTON HOSPITAL LAB			9	100%	9
MEDEXPRESS URGENT CARE - SWANSEA, N ILLINOIS ST		8	1	11%	9
CURATIVE		1	8	89%	9
MINUTECLINIC DIAGNOSTIC OF TN PC #240		8	1	11%	9
CVS MINUTE CLINIC DIAGNOSTIC MED GRP OF SAN		7	2	22%	9
ROSEMONT GARDENS INC		9			9
WINTER PARK INTERNAL MEDICINE MD PA		7	2	22%	9
PALM BAY URGENT CARE PL		1	8	89%	9
LAKE NONA MEDICAL SERVICE LLC		9			9
RIVERVIEW REGIONAL MEDICAL CENTER		7	2	22%	9
UHEALTH UNIVERSITY OF MIAMI			9	100%	9
ALLIANCE HEALTH AND REHABILITATION CENTER		9			9
MINUTECLINIC DIAGNOSTIC OF TN, PC 6304		7	2	22%	9
MICHIGAN DEPARTMENT OF COMMUNITY HEALTH		1	8	89%	9
DOH-TAMPA BRANCH LABORATORY (MLK BLVD)		4	5	56%	9
MINUTECLINIC DIAGNOSTIC OF ILLINOIS		7	2	22%	9

COVID-19: testing by laboratory

Data through Apr 1, 2021 verified as of Apr 2, 2021 at 09:25 AM

Data in this report are provisional and subject to change.

The numbers in the table below represent the number of Florida and non-Florida residents for whom test results were received by the Department of Health. A person can be tested by more than one laboratory and can have both positive and negative results. **Therefore, the sum of the numbers in each column will be larger than the total number of people tested.**

Reporting lab	Inconclusive	Negative	Positive	Percent positive	Total
WESTERN NEW YORK IMMEDIATE MEDICAL CAR		9			9
CLAYMED OF NORTH FLORIDA			9	100%	9
CVS M08590POCT KANSAS CITY		5	4	44%	9
WADSWORTH CENTER - DAVID AXELROD INSTITUTE		8	1	11%	9
ENCOMPASS HEALTH REHABILITATION HOSPITAL OF OCALA		9			9
VETERANS AFFAIRS MEDICAL CENTER - OUTPATIENT			9	100%	9
WATERFORD AT CREEKSIDE, THE			9	100%	9
MEDEXPRESS URGENT CARE - FORT WORTH S		8	1	11%	9
REMISE OCCUPATIONAL HEALTH SOLUTIONS INC			9	100%	9
Fouraker Hills Rehab and Nursing			9	100%	9
UNIVERSITY MEDICAL CENTER		8	1	11%	9
BUENA VIDA ESTATES			9	100%	9
ETHOS LABORATORIES		7	2	22%	9
MEDEXPRESS ELKINS		9			9
BAYFRONT HEALTH ST PETERSBURG		8	1	11%	9
FAMILY PRACTICE OF DAVIE INC			9	100%	9
UCARE			9	100%	9
SELECT PHYSICIANS ALLIANCE		9			9
CVS CA9715POCT THOUSAND OAKS		9			9
PATEL MEDICAL VENTURES		8	1	11%	9
TIFT REGIONAL HEALTH SYSTEM, INC		9			9
MAJESTIC OAKS		6	3	33%	9
CVS CT1123POCT SOUTHBURY		9			9
CIAN DIAGNOSTICS			9	100%	9
MINUTECLINIC, LLC, MINUTECLINIC #7637		7	2	22%	9
MC DIAGNOSTIC OF CONNECTICUT, PC #1043		9			9
NIGHT LITE PEDIATRICS CENTER		1	8	89%	9
WINDSOR OF SAN PABLO, THE		6	3	33%	9
ST CHARLES HOSPITAL LABORATORY		8			8
ALLINA HEALTH - ABBOTT NORTHWESTERN HOSPITAL		5	3	38%	8
CVS SC4286POCT EASLEY		3	5	63%	8
CVS NC5591POCT STATESVILLE		7	1	13%	8
THRIF-T DRUGS INC		7	1	13%	8
ST. JOSEPH HOSPITAL AND HEALTH CARE INC.			8	100%	8
CAREPOINT CLINIC		5	3	38%	8
VA Primary Care Clinic at Meharry		7	1	13%	8
ALLEGRO - TAMPA	1	4	3	38%	8
ARCHBOLD MEMORIAL HOSPITAL/LAB		3	5	63%	8
MEDEXPRESS URGENT CARE - BATTLE CREEK		5	3	38%	8
MEDEXPRESS URGENT CARE - CLARKSBURG		7	1	13%	8
DO THAN PEDIATRIC CLINIC			8	100%	8
MIAMI COMPREHENSIVE MEDICINE GROUP PA		4	4	50%	8
ADVANCED RESEARCH FOR HEALTH IMPROVEMENT		6	2	25%	8
MINUTECLINIC, LLC #05038		8			8
OSWEGO HOSPITAL LABORATORY		7	1	13%	8
THE WOLFF CENTER FOR CHILD & ADOLESCENT HEALTH			8	100%	8

COVID-19: testing by laboratory

Data through Apr 1, 2021 verified as of Apr 2, 2021 at 09:25 AM

Data in this report are provisional and subject to change.

The numbers in the table below represent the number of Florida and non-Florida residents for whom test results were received by the Department of Health. A person can be tested by more than one laboratory and can have both positive and negative results. **Therefore, the sum of the numbers in each column will be larger than the total number of people tested.**

Reporting lab	Inconclusive	Negative	Positive	Percent positive	Total
MINUTECLINIC DIAGNOSTIC OF TN PC #386		7	1	13%	8
SURGOINSVILLE PHARMACY		8			8
WALGREENS #10972	1	7			8
TRUE HEALTH		5	3	38%	8
MINUTE CLINIC DIAGNOSTIC OF MICHIGAN PC		8			8
BENSONHURST URGENT CARE		8			8
LAB UNKNOWN		6	2	25%	8
FLORIDA KEYS CONCIERGE MEDICINE, LLC		6	2	25%	8
LIFE CARE CITRUS COUNTY			8	100%	8
LEE MEMORIAL HEALTH SYSTEM D/B/A		6	2	25%	8
SLOPESIDE LABS AND TESTING, LLC - THE HIDEOUT AT BUTTERMILK MOUNTAIN		8			8
The Grand at Rome Nursing and Rehabilitation		8			8
CHAPTERS HEALTH HOSPICE		8			8
WALK-IN MEDICAL CARE			8	100%	8
Sunset Lake Health and Rehabilitation Center		8			8
DEPARTMENT OF HEALTH- CITRUS COUNTY		1	7	88%	8
FOUNTAINVIEW BY FIVE STAR QUALITY CARE		7	1	13%	8
CVS NC7213POCT MATTHEWS		6	2	25%	8
LEMOYNE COLLEGE WELLNESS CENTER FOR		8			8
STPET		6	2	25%	8
GOLISANO CHILDREN'S HOSPITAL OF SOUTHWEST FLORIDA		6	2	25%	8
NORTHSIDE HOSPITAL		2	6	75%	8
MED & CO INVESTMENT LLC		7	1	13%	8
MID-HUDSON VALLEY DIVISION OF WESTCHESTER MEDICAL		8			8
NEOGENOMICS LABORATORIES, INC		8			8
IU HEALTH PATHOLOGY		1	7	88%	8
DIAGNOSTIC CLINIC		7	1	13%	8
MEDEXPRESS URGENT CARE - FAYETTEVILLE		6	2	25%	8
MINUTECLINIC DIAG OF IND, LLC #2387		7	1	13%	8
DOCTOR'S IN-HOUSE LAB/COMMUNITY HEALTH CENTERS OF PINELLAS - CLEARWATE			8	100%	8
TAPESTRY TALLAHASSEE WALDEN		8			8
URGENT CARE OF LONGWOOD		1	7	88%	8
HOLY NAME MEDICAL CENTER	1	6	1	13%	8
WINKLER COURT		7	1	13%	8
FLORIDA HEART AND VASCULAR MULTISPECIALTY GROUP		8			8
CAPRONA GROUP HOME		2	6	75%	8
MONTEFIORE MEDICAL CENTER LABORATORIES - NORTH		8			8
ATLANTIC CONSOLIDATED LABORATORY		8			8
MEDEXPRESS URGENT CARE - CULPEPER		8			8
PBC FOUND CARE INC			8	100%	8
WHEELER LABORATORY		7	1	13%	8
DOH JACKSONVILLE CENTRAL LABORATORY		3	5	63%	8
MARQUESA MEDICAL		7	1	13%	8
NORTH PINELLAS CHILDRENS MEDICAL CENTER INC			8	100%	8
PALMS WEST HOSPITAL			8	100%	8
WHITE SANDS OUTPATIENT SERVICES (WSOP SERVICES LLC		8			8

COVID-19: testing by laboratory

Data through Apr 1, 2021 verified as of Apr 2, 2021 at 09:25 AM

Data in this report are provisional and subject to change.

The numbers in the table below represent the number of Florida and non-Florida residents for whom test results were received by the Department of Health. A person can be tested by more than one laboratory and can have both positive and negative results. **Therefore, the sum of the numbers in each column will be larger than the total number of people tested.**

Reporting lab	Inconclusive	Negative	Positive	Percent positive	Total
VENICE REGIONAL MEDICAL CENTER			8	100%	8
VAIL VALLEY MEDICAL CENTER			8	100%	8
MEDEXPRESS URGENT CARE, BUTLER		5	3	38%	8
WELLMED AT BRANDON REGIONAL		5	3	38%	8
CLEARWATER PEDIATRIC CARE		1	7	88%	8
ORLANDO FAMILY PHYSICIANS INC		4	4	50%	8
MINUTE CLINIC, LLC #4650		7	1	13%	8
JOHN T MATHER MEMORIAL HOSPITAL LABORATORY		7	1	13%	8
CVS PA1074POCT KENNETT SQUARE		7	1	13%	8
CVS MD1881POCT DUNKIRK		8			8
GENE STREET LABORATORIES, LLC		6	2	25%	8
HUNTINGTON VILLAGE URGENT CARE		8			8
MAGNOLIA PEDIATRICS GROUP LLC			8	100%	8
SUNRISE SENIOR LIVING OF JACKSONVILLE			8	100%	8
NORTHSIDE HOSPITAL ATLANTA		3	5	63%	8
INTERVENTIONAL REHABILITATION OF SOUTH FLORIDA			8	100%	8
BAPTIST OUTPATIENT			8	100%	8
HEWLETT URGENT CARE, PLLC		8			8
FHCP-ORANGE CITY			8	100%	8
HEALTHPARK MEDICAL CTR NURSING SVC		8			8
VERMONT DEPARTMENT OF HEALTH		1	7	88%	8
CVS RI1717POCT 1 CVS DR			8	100%	8
ST CLOUD PHYSICIAN MANAGMENT LLC		7	1	13%	8
BLOOMINGDALE PEDIATRIC ASSOCIATES PA			8	100%	8
DOCTOR'S IN HOUSE LAB			8	100%	8
VISTACARE PHARMACY I		8			8
EXECUTIVE MEDICAL SERVICES		8			8
PALM BEACH COUNTY HEALTH DEPARTMENT LABORATORY			8	100%	8
BLOOMING GARDENS OF CARE INC		8			8
GENEUS DIAGNOSTICS			8	100%	8
CONCENTRA URGENT CARE		4	4	50%	8
CARE ATC - CITY OF BOYNTON BEACH	1	2	5	63%	8
CVS NC3319POCT CHARLOTTE		6	2	25%	8
FHPG_EXP CARE W HILLSBOROUGH			8	100%	8
CITYMD		1	7	88%	8
NORTHEAST PEDIATRICS			8	100%	8
INTERNAL MEDICINE AND AESTHETICS OF NAPLES LLC		8			8
THOMAS JEFFERSON UNIVERSITY HOSPITAL		4	4	50%	8
INTERNAL MEDICINE ASSOCIATES OF JACKSON HOSPITAL			8	100%	8
ALACHUA COUNTY HEALTH DEPARTMENT		1	7	88%	8
FLORIDA CLINICAL LAB		1	7	88%	8
QUEENS UNIVERSITY OF CHARLOTTE		8			8
WELLIGENT		1	7	88%	8
SOUTHEASTERN PEDIATRIC ASSOCIATES			8	100%	8
MODMD LABORATORY		8			8
KIDS CARE PEDIATRICS PA			8	100%	8

COVID-19: testing by laboratory

Data through Apr 1, 2021 verified as of Apr 2, 2021 at 09:25 AM

Data in this report are provisional and subject to change.

The numbers in the table below represent the number of Florida and non-Florida residents for whom test results were received by the Department of Health. A person can be tested by more than one laboratory and can have both positive and negative results. **Therefore, the sum of the numbers in each column will be larger than the total number of people tested.**

Reporting lab	Inconclusive	Negative	Positive	Percent positive	Total
CIGNA ONSITE HEALTH LLC		2	6	75%	8
BARTON PARKER OD PC		8			8
CONSULATE HEALTH CARE		7	1	13%	8
CAYUGA COUNTY HEALTH DEPARTMENT		7	1	13%	8
ROBERT WOOD JOHNSON HOSPITAL		7	1	13%	8
SEA LEVEL LABS			8	100%	8
DORAL URGENT CARE			8	100%	8
LOVELACE MEDICAL CENTER		8			8
ORLANDO FAMILY PHYSICIANS			8	100%	8
JX REF LAB			8	100%	8
ORMOND BEACH CENTRA CARE			8	100%	8
SYLVESTER AT PLANTATION LABORATORY		7	1	13%	8
CVS TX7162POCT HOUSTON		8			8
CVS TN2179POCT MURFREESBORO		7	1	13%	8
HEALTHMARK REGIONAL HOSPITAL LAB		4	4	50%	8
HARBORCHASE OF DR PHILLIPS		7	1	13%	8
CVS TX7827POCT ROUND ROCK		8			8
WILLIAMSBURGH CHAI CARE		7	1	13%	8
PACIFICA SUNRISE			8	100%	8
NOVADIX		2	6	75%	8
LAKE CONWAY URGENT CARE LLC		2	6	75%	8
ALL CHILDREN'S HOSPITAL		1	7	88%	8
JUPITER CLINIC			8	100%	8
MEDEXPRESS URGENT CARE - TARENTUM		6	2	25%	8
EXPRESS TEST			8	100%	8
MINUTECLINIC DIAGNOSTIC OF OHIO #7790		6	2	25%	8
Nashville Central Laboratory		8			8
STUYVESANT URGENT CARE		8			8
CVS MINUTE CLINIC DIAGNOSTIC OF NEW JERSEY		8			8
CVS GA2108POCT NORCROSS		5	3	38%	8
JACKSON CLINIC PA,THE		4	4	50%	8
HEALTHY MINORS PEDIATRIC URGENT CARE		7	1	13%	8
SYNEXUS CLINICAL RESEARCH US INC		2	6	75%	8
APEX HOME HEALTH CARE		7	1	13%	8
PUTNAM COUNTY EMERGENCY RESCUE SERVICE		5	3	38%	8
DOMINICAN COLLEGE STUDENT HEALTH CENTE		7	1	13%	8
MEDEXPRESS URGENT CARE - MIDLOTHIAN		7	1	13%	8
BIOTECH PHARMACEUTICAL GROUP LLC			8	100%	8
ELLIS HOSPITAL LABORATORY		7	1	13%	8
SOMA MEDICAL CENTER MD PA #7 PEDIATRICS			8	100%	8
BENNETT PEDIATRICS		8			8
X-GENE MOLECULAR LABS		1	7	88%	8
CVS OH3301POCT WOODMERE		7			7
SUPREME LABORATORY			7	100%	7
JUPITER ISLAND PUBLIC SAFETY		5	2	29%	7
MEDEXPRESS URGENT CARE - HOT SPRINGS		7			7

COVID-19: testing by laboratory

Data through Apr 1, 2021 verified as of Apr 2, 2021 at 09:25 AM

Data in this report are provisional and subject to change.

The numbers in the table below represent the number of Florida and non-Florida residents for whom test results were received by the Department of Health. A person can be tested by more than one laboratory and can have both positive and negative results. **Therefore, the sum of the numbers in each column will be larger than the total number of people tested.**

Reporting lab	Inconclusive	Negative	Positive	Percent positive	Total
EMBRY-RIDDLE AERONAUTICAL UNIVERSITY HEALTH			7	100%	7
PERSONAL PHYSICIAN CARE PA			7	100%	7
MEDEXPRESS URGENT CARE-NESHANNOCK TWP		6	1	14%	7
GILCHRIST COUNTY FIRE DEPARTMENT		4	3	43%	7
DELAWARE DEPARTMENT OF HEATH		6	1	14%	7
MONROE COUNTY FIRE RESCUE		6	1	14%	7
PENN MEDICINE PRINCETON MEDICAL CENTER		6	1	14%	7
MINUTECLINIC DIAGNOSTIC OF KANSAS PA		7			7
AVON PARK PEDIATRICS			7	100%	7
SOUTH COM HEALTH CLINIC, DEPT. OF THE ARMY		7			7
LYNMOORE,THE		7			7
RELIANCE MEDICAL CENTER		5	2	29%	7
LIZS ADULT CARE		7			7
KENDALL REGIONAL MEDICAL CNTR			7	100%	7
COMMUNITY MEDICAL AND DENTAL CARE INC		7			7
RIVER OAKS TREATMENT CENTER			7	100%	7
FLORIDA HOSPITAL KISSIMMEE		4	3	43%	7
VICTORIAN MANOR		2	5	71%	7
Florida Clinical Laboratory		1	6	86%	7
RANDOLPH DIABETES AND WELLNESS		6	1	14%	7
MINUTECLINIC MINUTECLINIC #4977		4	3	43%	7
IRL MARKET LAB			7	100%	7
CVS OH2543POCT CANFIELD		5	2	29%	7
BIOREFERENCE LABORATORIES		1	6	86%	7
DR. PHILLIPS MEDICAL WELLNESS CENTER		4	3	43%	7
MINUTECLINIC DIAGNOSTIC OF OHIO #3407		6	1	14%	7
MINUTE CLINIC DIAGNOSTIC OF VIRGINIA, LLC #1905		7			7
MEDEXPRESS URGENT CARE - STATE COLLEGE		5	2	29%	7
BOCA BIOLISTICS LLC			7	100%	7
HARMONIOUS HOME HEALTH, LLC		7			7
CVS PHARMACY #8800		5	2	29%	7
DEPT OF VA MEDICAL CENTER - RICHMOND		6	1	14%	7
HEALTH CARE LABORATORY SERVICES		1	6	86%	7
Baptist Village Retirement Communities		7			7
TGH URGENT CARE – WESLEY CHAPEL			7	100%	7
QUE		4	3	43%	7
NORTH FLORIDA MEDICAL CENTERS INC		1	6	86%	7
SARASOTA MEDICAL CENTER			7	100%	7
FHMG_FM AND IM AVALON PARK		2	5	71%	7
FLORIDA HOSPITAL APOPKA		6	1	14%	7
FLORIDA SCHOOL FOR THE DEAF AND THE BLIND			7	100%	7
EASTERN FLORIDA STATE COLLEGE – PALM BAY CAMPUS□			7	100%	7
GLEN FALLS HOSPITAL DEPARTMENT OF PATHOLOGY		6	1	14%	7
SARAH LAWRENCE COLLEGE HEALTH SERVICES		7			7
BRADENTON PHYSICIANS MEDICAL CENTER			7	100%	7
DOTHAN WEST FAMILY MEDICINE		5	2	29%	7

COVID-19: testing by laboratory

Data through Apr 1, 2021 verified as of Apr 2, 2021 at 09:25 AM

Data in this report are provisional and subject to change.

The numbers in the table below represent the number of Florida and non-Florida residents for whom test results were received by the Department of Health. A person can be tested by more than one laboratory and can have both positive and negative results. **Therefore, the sum of the numbers in each column will be larger than the total number of people tested.**

Reporting lab	Inconclusive	Negative	Positive	Percent positive	Total
LONG ISLAND JEWISH FOREST HILLS HOSPITAL		7			7
Lenox on the Lake			7	100%	7
ECLRS		2	5	71%	7
GOLDMAN SACHS HEALTH CENTER	1	6			7
Rutgers Health Rwj University Hospital - Laboratory		4	3	43%	7
KANSAS DEPARTMENT OF HEALTH		2	5	71%	7
CVS TX4397POCT CYPRESS		7			7
SOUTHEAST GEORGIA HEALTH SYSTEM, INC D		7			7
GENTRY PARK ORLANDO ASSISTED LIVING		6	1	14%	7
MINUTE-CLINIC DIAGNOSTIC OF VIRGINIA, LLC #794		6	1	14%	7
LEE COUNTY HEALTH DEPARTMENT		4	3	43%	7
LAKE PEDIATRICS			7	100%	7
Ocoee Health Care Center		7			7
FLORIDA DIGESTIVE AND LIVER SPECIALIST		7			7
NOVANT HEALTH INPATIENT CARE		2	5	71%	7
SUPERIOR RESIDENCES AT CALA HILLS		7			7
FIRST PHYSICIANS GROUP - LORRAINE CORNERS		7			7
LEPE'S HOUSE			7	100%	7
GRACE WELLNESS CENTER LLC		6	1	14%	7
WATAUGA MEDICAL CENTER		4	3	43%	7
MEDEXPRESS URGENT CARE-DUBOIS		7			7
MIAMI BEACH COMMUNITY HEALTH CENTER INC			7	100%	7
CVS OH3458POCT BEAVERCREEK		7			7
CARENOW URGENT CARE-SOUTHLAKE			7	100%	7
TRUE HEALTH DIAGNOSTICS		1	6	86%	7
MEDEXPRESS URGENT CARE - GLENDALE		7			7
GALLUP INDIAN MEDICAL CENTER		7			7
PARTNERS PHARMACY OF FLORIDA LLC		7			7
MINUTE CLINIC DIAGNOSTIC OF PENNSYLVANIA		7			7
NELSON BIOLOGICAL			7	100%	7
KEYSTONE PLACE AT NAPLES PRESERVE		4	3	43%	7
QHG OF ENTERPRISE INC (DBA MEDICAL CTR		7			7
WEXFORD HEALTH SOURCES INC		7			7
MINUTECLINIC, LLC #03268		6	1	14%	7
TREEHOUSE PEDIATRICS		6	1	14%	7
DALLAS COUNTY HEALTH AND HUMAN SERVICES			7	100%	7
SCHOOL OF PHARMACY AND PHARMACEUTICAL		7			7
OPTUM PRIMARY CARE - FOUNTAIN OAKS		3	4	57%	7
PROVIDENCE LABORATORY SERVICES		7			7
MERCY HEALTH—MUSKEGON		6	1	14%	7
PALM GARDEN OF SUN CITY			7	100%	7
MINUTECLINIC DIAG OF IND LLC #8651		6	1	14%	7
ST. CLOUD PHARMACY AND WELLNESS CENTER		3	4	57%	7
PEDIATRICS URGENT CARE, LLC			7	100%	7
CARENOW URGENT CARE-MADISON		7			7
GUIDANCE / CARE CENTER, INC		7			7

COVID-19: testing by laboratory

Data through Apr 1, 2021 verified as of Apr 2, 2021 at 09:25 AM

Data in this report are provisional and subject to change.

The numbers in the table below represent the number of Florida and non-Florida residents for whom test results were received by the Department of Health. A person can be tested by more than one laboratory and can have both positive and negative results. **Therefore, the sum of the numbers in each column will be larger than the total number of people tested.**

Reporting lab	Inconclusive	Negative	Positive	Percent positive	Total
CVS NM8918POCT ALBUQUERQUE		7			7
MINUTECLINIC, DIAGNOSTIC OF TEXAS, LL		6	1	14%	7
BIRMINGHAM VAMC		3	4	57%	7
EL PARAISO HOME INC		7			7
GULF COAST PEDIATRICS OF SARASOTA PA		1	6	86%	7
CVS TN7289POCT SIGNAL MOUNTAIN		7			7
NYU WINTHROP HOSPITAL PATHOLOGY		7			7
PANCARE HEALTH - HOSFORD SCHOOL			7	100%	7
MINUTECLINIC DIAG OF IND LLC #6998		6	1	14%	7
BALTIMORE CITY HEALTH DEPT COMMUNICABLE DISEASES AND EPIDEMIOLOGY			7	100%	7
CLAY PRIMARY & FAMILY CARE LLC			7	100%	7
COMPASSION PEDIATRICS		3	4	57%	7
WELLSTAR COBB HOSPITAL		6	1	14%	7
MEDEXPRESS URGENT CARE MORGANTOWN		7			7
OCALA FAMILY MEDICAL CENTER		7			7
Parkside Villa		7			7
FAMILY MEDICINE MEDICAL DRIVE		7			7
ACCESS CARE MEDICAL GROUP LLC		2	5	71%	7
CVS MO8556POCT KANSAS CITY		6	1	14%	7
YAZJI PEDIATRIC CARE LLC DBA TUKA PEDIATRICS			7	100%	7
CVS CA9113POCT CHULA VISTA		7			7
ST. LUCIE COUNTY HEALTH DEPARTMENT		5	2	29%	7
ABBAY MANOR RETIREMENT RESIDENCE INC		7			7
MINUTE CLINIC LLC #4017		7			7
PEDIATRICS OF CENTRAL FLORIDA		5	2	29%	7
MINUTECLINIC, LLC #03965		7			7
HEARTLAND PEDIATRICS OF LAKE PLACID			7	100%	7
MEDEXPRESS URGENT CARE, JOHNSTOWN		6	1	14%	7
WILDLIGHT LAB			7	100%	7
DOCTORS CLINICAL LABORATORY, INC		5	2	29%	7
FRESENIUS KIDNEY CARE FORT WALTON BEACH			7	100%	7
CARESOUTH HHA HOLDINGS OF TALLAHASSEE LLC		7			7
EP LTC PHARMACY		5	2	29%	7
CVS NV9841POCT RENO		4	3	43%	7
MINUTECLINIC DIAGNOSTIC OF NEVADA #87		4	3	43%	7
CENTRAL FLORIDA HEALTH SERVICES		5	2	29%	7
MEDEXPRESS URGENT CARE-PETERS TWP		6	1	14%	7
NORTHDALE REHABILITATION CENTER			7	100%	7
MINUTECLINIC MINUTECLINIC #8505		5	2	29%	7
ADVENT HEALTH APOPKA		3	4	57%	7
CVS GA7064POCT STOCKBRIDGE		7			7
MINUTECLINIC DIAGNOSTIC OF NORTH CAROLINA PC #7054		5	2	29%	7
CRESTWOOD MEDICAL CENTER		5	2	29%	7
Thermopolis Rehabilitation Wellness		7			7
NEMOURS CHILDREN'S HOSPITAL			7	100%	7
NORTHERN DUTCHESS HOSPITAL LABORATORY		5	2	29%	7

COVID-19: testing by laboratory

Data through Apr 1, 2021 verified as of Apr 2, 2021 at 09:25 AM

Data in this report are provisional and subject to change.

The numbers in the table below represent the number of Florida and non-Florida residents for whom test results were received by the Department of Health. A person can be tested by more than one laboratory and can have both positive and negative results. **Therefore, the sum of the numbers in each column will be larger than the total number of people tested.**

Reporting lab	Inconclusive	Negative	Positive	Percent positive	Total
BROOKDALE LAKE ORIENTA			7	100%	7
CVS CT1109POCT BETHEL		7			7
CVS GA2147POCT KENNESAW		5	2	29%	7
MANATEE PEDIATRICS			7	100%	7
LAWTON CHILES HEALTH CENTER		1	6	86%	7
MINUTECLINIC DIAGNOSTIC OF GEORGIA, LL		5	2	29%	7
ACM MEDICAL LABORATORY ALLIANCE		5	2	29%	7
WYOMING COUNTY COMMUNITY HOSPITAL LABORATORY		7			7
MEDEXPRESS URGENT CARE - STAUNTON		3	4	57%	7
MINUTE CLINIC DIAGNOSTIC OF NORTH CAROLINA		7			7
FLORIDA CANCER SPECIALISTS & RESEARCH INSTITUTE		6	1	14%	7
CVS NC7057POCT SHELBY		5	2	29%	7
CVS MINUTE CLINIC DIAG OF IND LLC #5206		6	1	14%	7
UNIVERSITY OF WASHINGTON MEDICAL CENTER			7	100%	7
DOCTOR'S IN-HOUSE LAB/COMMUNITY HEALTH CENTERS OF PINELLAS -PINELLAS P			7	100%	7
BETTER AT HOME		7			7
HOLY GARDEN ALF, INC.		7			7
COMPLETE FAMILY CARE, LLC/UNIVERSITY OF SAINT MARY		7			7
MINUTECLINIC, LLC #1796		6	1	14%	7
PENINSULA CARE AND REHABILITATION CENTER			7	100%	7
CVS NY549POCT RIDGEWOOD		4	3	43%	7
GENOTOX LABORATORIES		5	2	29%	7
MAXHEALTH		5	2	29%	7
LONGWOOD FAMILY MEDICINE		1	6	86%	7
PENN NURSING CENTER		6			6
Centrastate Medical Center		5	1	17%	6
VIERA PEDIATRICS		1	5	83%	6
TULLAHOMA HMA, LLC		5	1	17%	6
MEDEXPRESS URGENT CARE - IRVING		6			6
ENTRUST IMMEDIATE CARE			6	100%	6
MEDEXPRESS URGENT CARE PORT HURON		5	1	17%	6
CAPITAL HEALTH PLAN LABORATORIES			6	100%	6
PALM HARBOR DERMATOLOGY		4	2	33%	6
ASCENSION ST VINCENT'S CLAY COUNTY			6	100%	6
CVS SC2736POCT MURRELLS INLET		5	1	17%	6
ST CHARLES BEND LABORATORY		5	1	17%	6
ARLINGTON OF NAPLES INC, THE		6			6
EXPICARE NURSING AGENCY, INC		5	1	17%	6
BETH ISRAEL DEACONESS MEDICAL CENTER			6	100%	6
MINUTECLINIC LLC #5041		2	4	67%	6
NEMOURS CHILDREN'S URGEN CARE			6	100%	6
MINUTECLINIC DIAGNOSTICS OF IND LLC		3	3	50%	6
CVS PA813POCT RICHBORO		6			6
JERSEY SHORE MEDICAL CENTER		6			6
URGENT TEAM - HUNTSVILLE		5	1	17%	6
IAN C BOYKIN MD		4	2	33%	6

COVID-19: testing by laboratory

Data through Apr 1, 2021 verified as of Apr 2, 2021 at 09:25 AM

Data in this report are provisional and subject to change.

The numbers in the table below represent the number of Florida and non-Florida residents for whom test results were received by the Department of Health. A person can be tested by more than one laboratory and can have both positive and negative results. **Therefore, the sum of the numbers in each column will be larger than the total number of people tested.**

Reporting lab	Inconclusive	Negative	Positive	Percent positive	Total
GRACE REHABILITATION CENTER OF VERO BEACH		4	2	33%	6
WAKEMED		1	5	83%	6
SAINT PETER'S UNIVERSITY HOSPITAL		6			6
MINUTE CLINIC DIAGNOSTIC OF VIRGINIA, LLC #7543		6			6
CLINICAL CARE ASSOCIATES			6	100%	6
ADVENTHEALTH CELEBRATION EMPLOYEE CLINIC		6			6
NORTHEAST ALABAMA REGIONAL MEDICAL CENTER		3	3	50%	6
CARESOUTH HHA HOLDINGS OF THE BAY AREA LLC		6			6
PLEASANTVILLE OF SEBASTIAN LLC			6	100%	6
NEUROSCIENCE AND SPINE ASSOCIATES, PL		5	1	17%	6
MINUTECLINIC DIANOSTIC OF VIRGINIA, LL		5	1	17%	6
CVS MA6505POCT NEWTON		6			6
CVS IN6654POCT INDIANAPOLIS		5	1	17%	6
PHYSICIANS FOR CHILDREN			6	100%	6
MD NOW MEDICAL CENTER			6	100%	6
PREMIER FAMILY HEALTH PA			6	100%	6
ATLANTIC COMMUNITY HIGH SCHOOL		5	1	17%	6
SCOTTS PHARMACY		5	1	17%	6
ENIGMA DIAGNOSTIC, INC.			6	100%	6
FLORIDA MEDICAL SPECIALISTS		2	4	67%	6
MIAMI RESCUE MISSION CLINIC INC			6	100%	6
CVS MD4371POCT OCEAN CITY		6			6
WG WINDSOR WOODS SH LLC		6			6
MERCY COLLEGE HEALTH OFFICE		6			6
CVS NATIONAL HARBOR MD2297714CV		6			6
QUICK CARE MED WALK IN AND URGENT CARE			6	100%	6
MEDICAL CENTER AT OCEAN REEF		1	5	83%	6
BROWARD TRANSITIONAL CENTER			6	100%	6
FLORIDA DEPARTMENT OF HEALTH SEMINOLE COUNTY		1	5	83%	6
MINUTECLINIC DIAGNOSTIC OF OHIO #4401		6			6
CAMELLIA AT DEERWOOD		2	4	67%	6
MAXCARE CLINIC			6	100%	6
LUMADOC HEALTH		4	2	33%	6
BETHESDA COMMUNITY HEALTH CENTER			6	100%	6
GENESIS FAMILY PRACTICE		3	3	50%	6
NU WAVE MEDICAL CENTER			6	100%	6
PALMETTO HEALTH ALLIANCE		3	3	50%	6
TEXAS MEDCLINIC			6	100%	6
CVS GA3766POCT DACULA		4	2	33%	6
FLORIDA DEPARTMENT OF HEALTH IN MIAMI DADE COUNTY		5	1	17%	6
MEDEXPRESS URGENT CARE - HUNTINGTON WE		6			6
MEDEXPRESS URGENT CARE - RICHMOND, NINE MILE RD		5	1	17%	6
Advanced Care Center			6	100%	6
ADVENTHEALTH MEDICAL GROUP INTERNAL MEDICINE AT		2	4	67%	6
LRHS Southeastern University		4	2	33%	6
RIVER CITY PRIMARY AND URGENT CARE			6	100%	6

COVID-19: testing by laboratory

Data through Apr 1, 2021 verified as of Apr 2, 2021 at 09:25 AM

Data in this report are provisional and subject to change.

The numbers in the table below represent the number of Florida and non-Florida residents for whom test results were received by the Department of Health. A person can be tested by more than one laboratory and can have both positive and negative results. **Therefore, the sum of the numbers in each column will be larger than the total number of people tested.**

Reporting lab	Inconclusive	Negative	Positive	Percent positive	Total
DEPARTMENT OF HEALTH AND HUMAN SERVICES STATE OF NEW HAMPSHIRE			6	100%	6
CVS NC6402POCT DAVIDSON		4	2	33%	6
Northwell Lab		2	4	67%	6
ELITE MD GROUP INC		2	4	67%	6
CAREWELL 301 - WARWICK			6	100%	6
UNILAB		2	4	67%	6
BOONE DRUG & HEALTHCARE AT DEERFIELD			6	100%	6
CVS NC2313POCT RALEIGH		5	1	17%	6
AARK LABORATORY		6			6
MEDEXPRESS URGENT CARE-MUNCIE		6			6
PRESBYTERIAN HOME		6			6
FAMILY TREE PRIMARY CARE		5	1	17%	6
PANCARE HEALTH - ALTHA PUBLIC			6	100%	6
ALL4KIDZ PEDIATRICS LLC		3	3	50%	6
CHIEFLAND MEDICAL CENTER		1	5	83%	6
TREASURE COAST INFECTIOUS DISEASE CONSULTANTS		3	3	50%	6
CVS MD2956POCT NEW MARKET		5	1	17%	6
AMERICAN HEALTH ASSOC. LABORATORY SOUTH		4	2	33%	6
CHILDREN'S HOSPITAL OF PHILADELPHIA		5	1	17%	6
CVS PA2582POCT SPRINGFIELD		4	2	33%	6
CVS PA233POCT NEWTOWN SQUARE		6			6
CVS NV2928POCT LAS VEGAS		6			6
TAMIAMI LAB MILLENIUM			6	100%	6
HOLLY HILL HOME INFUSION SERVICE		5	1	17%	6
COMPASSION PEDIATRIC URGENT CARE LLC		2	4	67%	6
LEWIS COUNTY MANOR		6			6
MEDEXPRESS URGENT CARE-PITTSFIELD		6			6
MEDEXPRESS URGENT CARE - ELM GROVE		5	1	17%	6
MINUTECLINIC DIAGNOSTIC OF TN PC #442		4	2	33%	6
URGENT CARE HOUSECALLS PA		5	1	17%	6
IVY ROSEN MD PLLC		6			6
GUTHRIE MEDICAL GROUP LABORATORIES		6			6
FLORIDA HEALTHCARE OF ORLANDO		1	5	83%	6
WOMENS CARE FLORIDA LLC		5	1	17%	6
MCR HEALTH LAWTON CHILES ADMINISTRATION STE A		1	5	83%	6
MEDEXPRESS URGENT CARE - BLUEFIELD		5	1	17%	6
THE PALMS REHABILITATION AND HEALTHCARE CENTER		5	1	17%	6
SOUTHEASTERN DERMATOLOGY GROUP PA		5	1	17%	6
CVS TX1104POCT ALLEN		6			6
FIRST COAST CARDIOVASCULAR INSTITUTE PA			6	100%	6
WEST DADE PEDIATRICS			6	100%	6
PATHGROUP LABS, LLC		4	2	33%	6
BOCA VIPEDIATRICS			6	100%	6
ALBANY MEDICAL CENTER		5	1	17%	6
MARSHALL MEDICAL CENTER SOUTH LAB		5	1	17%	6
WELLSTAR NORTH FULTON HOSPITAL LABORAT		6			6

COVID-19: testing by laboratory

Data through Apr 1, 2021 verified as of Apr 2, 2021 at 09:25 AM

Data in this report are provisional and subject to change.

The numbers in the table below represent the number of Florida and non-Florida residents for whom test results were received by the Department of Health. A person can be tested by more than one laboratory and can have both positive and negative results. **Therefore, the sum of the numbers in each column will be larger than the total number of people tested.**

Reporting lab	Inconclusive	Negative	Positive	Percent positive	Total
New York Harbor Harbor HCS - Brooklyn Campus		6			6
ALLEGRO FLEMING ISLAND		1	5	83%	6
CVS MINUTE CLINIC DIAGNOSTIC OF TEXAS		5	1	17%	6
PUBLIC HEALTH LAB		6			6
TERENCE B MITCHELL MD, INC		2	4	67%	6
CAPE CORAL URGENT CARE		3	3	50%	6
MEDEXPRESS URGENT CARE - MT LEBANON		4	2	33%	6
MEDEXPRESS URGENT CARE-HERSHEY		5	1	17%	6
CVS NJ2815POCT E BRUNSWICK		4	2	33%	6
CVS CA9721POCT ARCADIA		6			6
JOINT AMBULATORY CARE CENTER		6			6
MINUTE CLINIC DIAG OF IND LLC #8674		6			6
ST JOSEPHS HOSP OF ATLANTA/CLINIC LAB		5	1	17%	6
TERRACINA LLC		1	5	83%	6
GENTLE MEDICINE ASSOCIATES / DR. REGINE BATAILLE		6			6
HUNTERS CREEK PEDIATRICS		6			6
SV DIAGNOSTIC LAB			6	100%	6
ADVANCED URGENT CARE OF MARATHON		1	5	83%	6
MEDEXPRESS URGENT CARE - PRINCETON		5	1	17%	6
CVS GA2236POCT WOODSTOCK		6			6
FLORIDA PREMIER MEDICAL CARE PA			6	100%	6
TIMBER CREEK PEDIATRICS		6			6
LOUISIANA DEPT OF HEALTH			6	100%	6
FLEET LANDING			6	100%	6
CVS OH3080POCT HUBER HEIGHTS		6			6
CENTREX CLINICAL LABS INC		6			6
COVID RAPID LABS		1	5	83%	6
FAMILY CARE MEDICAL CENTER			6	100%	6
LAKEVIEW TERRACE HOME HEALTH SERVICES LLC			6	100%	6
LOS ALAMOS NATIONAL LABORATORY		6			6
CENTRAL FLORIDA PRIMARY CARE			6	100%	6
MINUTECLINIC 7196		5	1	17%	6
FHPG_EXP CARE PALM HARBOR			6	100%	6
ALL CHILDREN'S HOSPITAL DEPT OF GENERAL PEDIATRICS			6	100%	6
CVS TN4624POCT KNOXVILLE		5	1	17%	6
CVS IN6713POCT BLOOMINGTON		6			6
CDRX INFUSION			6	100%	6
Kroger 673 - The Little Clinic Dallas		5	1	17%	6
THE WINDSOR OF OCALA		2	4	67%	6
MEDEXPRESS URGENT CARE - YORK		3	3	50%	6
MINUTECLINIC DIAGNOSTIC OF VIRGINIA, LLC #1656		6			6
TRANSPLANT GENOMICS INC (EUROFINS)		6			6
CALIFORNIA DEPARTMENT OF PUBLIC HEALTH		1	5	83%	6
SHEEPSHEAD BAY URGENT CARE		6			6
BAYSHORE POINTE NURSING AND REHAB CENTER			6	100%	6
MINUTECLINIC DIAGNOSTIC OF SC, LLC #7		4	2	33%	6

COVID-19: testing by laboratory

Data through Apr 1, 2021 verified as of Apr 2, 2021 at 09:25 AM

Data in this report are provisional and subject to change.

The numbers in the table below represent the number of Florida and non-Florida residents for whom test results were received by the Department of Health. A person can be tested by more than one laboratory and can have both positive and negative results. **Therefore, the sum of the numbers in each column will be larger than the total number of people tested.**

Reporting lab	Inconclusive	Negative	Positive	Percent positive	Total
CVS PA1296POCT DREXEL HILL		4	2	33%	6
PROGRESS PHARMACY INC		1	5	83%	6
UT SOUTHWESTERN MEDICAL CENTER			6	100%	6
CVS IL8747POCT CHICAGO		6			6
CVS OH6123POCT CINCINNATI		4	2	33%	6
ARLINGTON OF NAPLES		6			6
PR HEALTH		1	5	83%	6
MINUTECLINIC MINUTECLINIC #921		6			6
URGENT TEAM - MUSCLE SHOALS		6			6
OCALA REGIONAL KIDNEY CENTER EAST		2	4	67%	6
CVS OH3476POCT TIPP CITY		6			6
CURATIVE CARE CENTER INC		1	5	83%	6
NORTH FLORIDA PEDIATRICS JASPER			6	100%	6
MINUTECLINIC DIAGNOSTIC OF VIRGINIA, LLC #255		6			6
INTERNAL MEDICINE LIPID AND WELNNESS PRACTICE			6	100%	6
PROHEALTH MED		1	5	83%	6
BNR PHARMACY INC		6			6
SANDGATE GARDENS REHAB & NURSING CENTER		3	3	50%	6
PANCARE HEALTH - KATE SMITH ELEMENTARY		1	5	83%	6
CONCENTRA			6	100%	6
LISTENING DOCTOR PLLC, THE		1	5	83%	6
AMERICAN EAGLE LEESBURG AL LLC DBA VISTA LAKE			6	100%	6
THE CLINIC PREMISE HEALTH			6	100%	6
CITIZENS BAPTIST MEDICAL CENTERS LAB		5	1	17%	6
MOULTRIE CREEK NURSING AND REHAB			6	100%	6
BROOKDALE CLERMONT			6	100%	6
FLORIDA DEPARTMENT OF HEALTH IN SARASOTA COUNTY		5	1	17%	6
MINUTE CLINIC LLC #0169		4	2	33%	6
PHYSICIANS URGENT CARE BERRY FARMS		4	2	33%	6
NASSAU UNIVERSITY MEDICAL CENTER DEPT		5	1	17%	6
NTD EUROFINs ATLANTA		6			6
MINUTECLINIC DIAGNOSTIC OF KENTUCKY		6			6
MEDEXPRESS URGENT CARE SHADYSIDE		5	1	17%	6
WIREGRASS MEDICAL CENTER			6	100%	6
ANTHONY-BROWN PHARMACY		6			6
FLORIDA WOMAN CARE LABORATORY			6	100%	6
BAYCARE ALLIANT HOSPITAL			6	100%	6
CVS KY4779POCT LOUISVILLE		4	2	33%	6
XPRESS URGENT CARE LLC		6			6
FRESENIUS KIDNEY CARE DUNEDIN			6	100%	6
CVS MI8049POCT WATERFORD		5	1	17%	6
UT MEMPHIS UNIVERSITY HEALTH SERVICES			6	100%	6
DANIEL M LIBBY MD PLLC		6			6
BROWARD COUNTY HEALTH DEPT.			6	100%	6
PIEDMONT ATHENS REGIONAL MEDICAL		5	1	17%	6
CVS SC7334POCT LEXINGTON		5	1	17%	6

COVID-19: testing by laboratory

Data through Apr 1, 2021 verified as of Apr 2, 2021 at 09:25 AM

Data in this report are provisional and subject to change.

The numbers in the table below represent the number of Florida and non-Florida residents for whom test results were received by the Department of Health. A person can be tested by more than one laboratory and can have both positive and negative results. **Therefore, the sum of the numbers in each column will be larger than the total number of people tested.**

Reporting lab	Inconclusive	Negative	Positive	Percent positive	Total
CVS PA4077POCT BELLE VERNON		6			6
CVS NC7051POCT WAKE FOREST		6			6
MEDEXPRESS URGENT CARE - HOLLINS		6			6
DIXIE COUNTY EMERGENCY SERVICES			6	100%	6
CVS PA5241POCT CHALFONT		6			6
UNILAB OF DADE INC			6	100%	6
GAINESVILLE PEDIATRIC ASSOCIATES		1	5	83%	6
MINUTE CLINIC DIAGNOSTIC MED GRP		5	1	17%	6
MD ANDERSON CANCER CENTER DI BAY AREA			5	100%	5
URGENT TEAM - NASHVILLE		5			5
SCIENCE CARE			5	100%	5
MEDICAL CENTER OF BLOUNTSTOWN			5	100%	5
GENTLE HANDS MOBILE PHLEBOTOMY			5	100%	5
SONATA VERO BEACH		5			5
PRINCIPLE HOSPICE SERVICE, LLC			5	100%	5
NORTHERN MICHIGAN UNIVERSITY ATHLETICS		5			5
RELIANT IMMUNE DIAGNOSTICS			5	100%	5
BROOKDALE NEW PORT RICHEY			5	100%	5
BIOTECH CLINICAL LABORATORY			5	100%	5
DOCS URGENT CARE		1	4	80%	5
CVS NJ862POCT MARLBORO		5			5
OPTUMCARE FLORIDA, LLC		3	2	40%	5
MILLER COUNTY HOSPITAL		5			5
PRECISION LABS LLC		2	3	60%	5
INDIAN RIVER PRIMARY CARE PA		5			5
PAUL GRECO MD CONCIERGE MEDICAL SERVICES PL		5			5
AUGUSTA HEALTH			5	100%	5
MINUTECLINIC DIAG OF IND, LLC #8645		5			5
HAWTHORNE HEALTH AND REHABILITATION			5	100%	5
GULF COAST VETERANS HCS PANAMA CITY OPC		5			5
WESTMINSTER SHORES			5	100%	5
NOVANT HEALTH UVA		2	3	60%	5
JACKSON SOUTH COMMUNITY HOSPITAL LAB			5	100%	5
MAINE DEPARTMENT OF HEALTH AND HUMAN SERVICES			5	100%	5
CVS MA1095POCT AMHERST		4	1	20%	5
CYPRESS CREEK MEDICAL CENTER			5	100%	5
CUMBERLAND HEIGHTS		5			5
MIAMI CANCER INSTITUTE			5	100%	5
NORTH SHORE HEMATOLOGY-ONCOLOGY ASSOCIATES, PC		5			5
QUALITY MEDICAL CARE			5	100%	5
MINUTECLINIC DIAGNOSTIC OF SC, LLC #4		5			5
Walker BaptistMedCtr		4	1	20%	5
PARADIGM LABORATORIES			5	100%	5
SUTTER TRACY COMMUNITY HOSPITAL			5	100%	5
OHIO DEPARTMENT OF HEALTH			5	100%	5
RHEA MEDICAL CENTER		5			5

COVID-19: testing by laboratory

Data through Apr 1, 2021 verified as of Apr 2, 2021 at 09:25 AM

Data in this report are provisional and subject to change.

The numbers in the table below represent the number of Florida and non-Florida residents for whom test results were received by the Department of Health. A person can be tested by more than one laboratory and can have both positive and negative results. **Therefore, the sum of the numbers in each column will be larger than the total number of people tested.**

Reporting lab	Inconclusive	Negative	Positive	Percent positive	Total
CARL R DARNALL ARMY MEDICAL CENTER			5	100%	5
XRL SXF REF LAB		5			5
Life Care Center of Estero			5	100%	5
DIAMOND SPEEDWAY DIALYSIS		1	4	80%	5
CVS IL8751POCT CHICAGO		5			5
ADVENTHEALTH CAR CENTER APOPKA			5	100%	5
PRL NYC PANDEMIC RESPONSE LAB			5	100%	5
CVS AZ10150POCT PHOENIX		4	1	20%	5
ARKANSAS DEPARTMENT OF HEALTH			5	100%	5
STATEN ISLAND CHAI CARE		5			5
MINUTECLINIC # 21110		3	2	40%	5
CVS OH10893POCT PARMA		2	3	60%	5
DEPARTMENT OF HEALTH AND HUMAN SERVICES LANSING			5	100%	5
COLUMBIA MEMORIAL HOSPITAL LABORATORY		5			5
INDIANA STATE DEPARTMENT OF HEALTH LABORATORIES			5	100%	5
UNIVERSITY OF MIAMI / SCCC RESEARCH LABORATORY			5	100%	5
LAKEVIEW HEALTHCARE SYSTEM LLC			5	100%	5
UF HEALTH PATHOLOGY LABORATORIES			5	100%	5
URGENT MED INC		3	2	40%	5
MARINA ISLE ASSISTED LIVING		5			5
CVS NV408817POCT LAS VEGAS		1	4	80%	5
BAYSHORE LABORATORY		4	1	20%	5
ST BARNABAS HOSPITAL		5			5
ABSOLUTE HEALTH		5			5
LAKE COUNTY DETENTION CENTER		3	2	40%	5
UCF STUDENT HEALTH SERVICES LABORATORY		2	3	60%	5
FLORIDA PRIMARY CARE AND SPORTS MEDICINE INC		2	3	60%	5
MIAMI MEDICAL CONSULTANT PA			5	100%	5
PALATKA VA CBOC		4	1	20%	5
RIO PINAR HEALTH CARE			5	100%	5
MINUTECLINIC, LLC #1431		4	1	20%	5
FOUNDCARE, INC			5	100%	5
PELICAN LANDING		1	4	80%	5
FHPG FAMILY MEDICAL CENTER OF TAMPA BAY		1	4	80%	5
SOUTHERN OCEAN MEDICAL CENTER		5			5
JUPITER ISLAND MEDICAL CLINIC INC		5			5
LAFAYETTE NURSING AND REHAB			5	100%	5
WINCHESTER MEDICAL CENTER			5	100%	5
FINLAY		1	4	80%	5
HENDRY/GLADES COUNTY HEALTH DEPARTMENT		4	1	20%	5
MY WELLNESS EXPRESS			5	100%	5
UW MEDICINE VIROLOGY LAB			5	100%	5
BROWNE MEDICAL LLC		3	2	40%	5
ALLIANCE FOR MULTISPECIALTY RESEARCH		5			5
MEDEXPRESS URGENT CARE - WILLIAMSPORT		4	1	20%	5
UNIVERSITY OF CHICAGO MEDICAL CENTER LAB			5	100%	5

COVID-19: testing by laboratory

Data through Apr 1, 2021 verified as of Apr 2, 2021 at 09:25 AM

Data in this report are provisional and subject to change.

The numbers in the table below represent the number of Florida and non-Florida residents for whom test results were received by the Department of Health. A person can be tested by more than one laboratory and can have both positive and negative results. **Therefore, the sum of the numbers in each column will be larger than the total number of people tested.**

Reporting lab	Inconclusive	Negative	Positive	Percent positive	Total
PEDIATRIC URGENT HEALTH CARE			5	100%	5
CAREHERE LCS- EUSTIS			5	100%	5
CVS SC5479POCT INDIAN LAND		5			5
CVS TN7698POCT KNOXVILLE		5			5
MEDEXPRESS URGENT CARE - BECKLEY CROSS		4	1	20%	5
CVS MINUTE CLINIC DIAGNOSTIC MED GRP OF CAL		5			5
SANTOS REHABILITATION CENTER INC			5	100%	5
FLORIDA PRIMARY & SPECIALTY CARE		5			5
LABCORP UNSPECIFIED		5			5
NHC HealthCare Anniston		5			5
EAST SIDE CLINICAL LABORATORY		4	1	20%	5
KETTERING HEALTH			5	100%	5
ARC POINT LABS OF AUSTIN NORTH			5	100%	5
BLUETAIL MEDICAL GROUP, LLC		4	1	20%	5
DISCOVERY VILLAGE AT STUART		2	3	60%	5
HEALTHCARE NETWORK OF SOUTHWEST FLORIDA			5	100%	5
CVS OH2518POCT COLUMBUS		4	1	20%	5
NORTHSIDE GWINNETT HOSPITAL		4	1	20%	5
NORTHWOOD UNIVERSITY-BENNETT SPORTS CENTER		5			5
THONOTOSASSA COMMUNITY HEALTH CENTER		1	4	80%	5
MINUTECLINIC, LLC #1452		5			5
MEDEXPRESS URGENT CARE - LOGAN		5			5
EASTCHESTER PEDIATRIC MEDICAL GROUP		5			5
LABS PLUS LLC		5			5
HELIX KH UC			5	100%	5
BEACH HOUSE		5			5
COVID TESTING LLC			5	100%	5
EAST BANK HOSPITAL - UNIVERSITY OF MINNESOTA MEDICAL CENTER			5	100%	5
WOODHULL MEDICAL AND MENTAL HEALTH CTR		5			5
RUSH UNIVERSITY MEDICAL CENTER LABORATORY			5	100%	5
LPG COCONUT POINT - FAMILY/ INTERNAL MEDICINE		5			5
UNIVERISTY OF MEMPHIS ATHLETIC TRAINI		5			5
WEST PACIFIC MEDICAL LABORATORY			5	100%	5
FLAGLER HEALTH SERVICES INC			5	100%	5
CVS TX7821POCT LEAGUE CITY		5			5
SEACOAST PATHOLOGY PROFESSIONAL ASSOC		5			5
ADVICE FOR OPTIMAL WELLNESS		2	3	60%	5
HELIX MEDICAL CENTERS		1	4	80%	5
TALLAHASSEE MEMORIAL HEALTHCARE			5	100%	5
EAST CENTRAL FLORIDA OUT PATIENT IMAGING			5	100%	5
OHSU MOLECULAR MICROBIOLOGY LAB		4	1	20%	5
JOHN T MACKAY MD			5	100%	5
PINECREST PEDIATRICS GROUP LLC			5	100%	5
Robert Wood Johnson University Hospital		4	1	20%	5
CVS SC1540POCT MYRTLE BEACH		4	1	20%	5
MEASE CONTINUING CARE		3	2	40%	5

COVID-19: testing by laboratory

Data through Apr 1, 2021 verified as of Apr 2, 2021 at 09:25 AM

Data in this report are provisional and subject to change.

The numbers in the table below represent the number of Florida and non-Florida residents for whom test results were received by the Department of Health. A person can be tested by more than one laboratory and can have both positive and negative results. **Therefore, the sum of the numbers in each column will be larger than the total number of people tested.**

Reporting lab	Inconclusive	Negative	Positive	Percent positive	Total
MEDEXPRESS URGENT CARE MURRYSVILLE		3	2	40%	5
MOUNT SINAI BROOKLYN LABORATORY		4	1	20%	5
MEDICAL UNIVERSITY SC HOSPITAL			5	100%	5
TGH URGENT CARE - WESTCHASE			5	100%	5
PATIENT FIRST - LEESBURG			5	100%	5
URGENT CARE OF ERWIN		5			5
ORLANDO HEALTH PHYSICIAN GROUP			5	100%	5
QUINTON MEMORIAL HEALTH CARE CENTER		5			5
CVS HEALTH, #1994		4	1	20%	5
LIFEPLUS HEALTHCARE GROUP INC		5			5
COOPER HOSPITAL/UNIVERSITY MEDICAL		5			5
VILLAGES HEALTH, THE		4	1	20%	5
INFECTION CONTROL/ EMPHEALTH		3	2	40%	5
MERCY URGENT CARE			5	100%	5
INNOVATIVE COVID-DIVERSEY			5	100%	5
FAMILY TREE DNA			5	100%	5
THE LITTLE CLINIC			5	100%	5
MEDEXPRESS URGENT CARE - MOUNTAIN HOME		4	1	20%	5
Kennedy University Hospital		5			5
WILSON PEDIATRICS			5	100%	5
MID - FLORIDA PATHOLOGY LLC		1	4	80%	5
MINUTECLINIC DIAGNOSTIC OF PENNSYLVANIA, LLD #1545		5			5
FRESENIUS KIDNEY CARE SOUTH ORLANDO			5	100%	5
RIVERVIEW ALF OPERATOR LLC			5	100%	5
STEUBEN COUNTY PUBLIC HEALTH		5			5
Oakwood - North Baldwins Center for Living		5			5
INTERNAL MEDICINE & PRIMARY CARE ASSOCIATES, PLC			5	100%	5
MINUTECLINIC DIAG OF IND, LLC #6910		5			5
MASSASHUSETTS STATE LAB INSTITUTE		2	3	60%	5
NORTH DADE NURSING AND REHABILITATION CENTER			5	100%	5
ELDER ALTERNATIVES INC		3	2	40%	5
UPMC HEALTH SYSTEM		4	1	20%	5
TESTD			5	100%	5
REHABILITATION CENTER AT JUPITER GARDENS		5			5
PIEDMONT HOSPITAL LAB			5	100%	5
NORTHEAST GEORGIA MEDICAL CENTER		5			5
MEDEXPRESS URGENT CARE - FREDERICK		5			5
CVS ME329POCT PORTLAND		5			5
QUEST DIAGNOSTICS PSC		1	4	80%	5
REDMED OF CROSSTOWN		2	3	60%	5
JOSEF SCHENKER, MD, PC		5			5
BAPTIST HOSPITAL EMPLOYEE HEALTH OFF			5	100%	5
AMERICAN MEDICAL RESPONSE - DENVER		2	3	60%	5
MINUTECLINIC, LLC #7139		5			5
CVS PA10034POCT PITTSBURGH		5			5
THE DOCTORS CENTER HEALTHCARE-SOUTHSIDE		1	4	80%	5

COVID-19: testing by laboratory

Data through Apr 1, 2021 verified as of Apr 2, 2021 at 09:25 AM

Data in this report are provisional and subject to change.

The numbers in the table below represent the number of Florida and non-Florida residents for whom test results were received by the Department of Health. A person can be tested by more than one laboratory and can have both positive and negative results. **Therefore, the sum of the numbers in each column will be larger than the total number of people tested.**

Reporting lab	Inconclusive	Negative	Positive	Percent positive	Total
SUNSHINE STATE DIALYSIS			5	100%	5
MEDEXPRESS - COLLINSVILLE BELT LINE		3	2	40%	5
AHC Decatur County		5			5
PEDIATRICS OF CENTRAL FLORIDA - POINCIANA		3	2	40%	5
MCKENZIE-WILLAMETTE MEDICAL CENTER LAB		5			5
CVS SC5550POCT CLOVER		4	1	20%	5
MINUTECLINIC DIAG OF IND LLC #6840		5			5
MD NOW MEDICAL CENTER INC			5	100%	5
MINNESOTA DEPARTMENT OF HEALTH PUBLIC HEALTH LABORATORY DIVISION	1		4	80%	5
ADVANCED PEDIATRICS OF BOCA LLC			5	100%	5
CLEVELAND CLINIC MARTIN HEALTH NURSING & RESTORATIVE		5			5
CARENOW URGENT CARE - CENTRAL AUSTIN		1	4	80%	5
NORTHPORT MEDICAL CENTER LAB		5			5
THE CLINIC OF PEDIATRICS & GI MEDICINE, INC			5	100%	5
VEIL VALLEY MEDICAL CENTER			5	100%	5
WATERTOWN URGENT CARE PLLC		5			5
PEDIATRICS OF ALTAMONTE		5			5
ST JOHNS BIOMEDICAL LAB		5			5
TANNER MEDICAL CENTER EAST AL		5			5
NIBHA MEDIRATTA MD PL			5	100%	5
HENDRY REGIONAL CONVENIENT CARE CENTER			5	100%	5
FRANCES WARDE MEDICAL LABORATORY		2	3	60%	5
Kroger 099 - The Little Clinic Fort Collins		5			5
APOLLO GARDENS RETIREMENT RESIDENCE CARE		5			5
CELERION			5	100%	5
LAKE MARY HEALTH AND REHABILITATION CENTER		1	4	80%	5
LEVY COUNTY SHERIFF'S DEPT			5	100%	5
CVS NC2771POCT CLAYTON		4	1	20%	5
ALPHADERA LABS, LLC			5	100%	5
CVS TX5877POCT PEARLAND		5			5
LPG PEDIATRICS AT CAPE CORAL		5			5
REELFOOT FAMILY WALK IN CLINIC		4	1	20%	5
BAPTIST HEALTH - TOWN CENTER			5	100%	5
OMNICARE PHARMACY OF TEXAS 1, LP DBA OMNICARE		5			5
ELITE CARE			5	100%	5
MINUTE-CLINIC DIAGNOSTIC OF VIRGINIA,		5			5
PM PEDIATRICS OF BAYSIDE PLLC		5			5
DAVENPORT PEDIATRICS PA		1	4	80%	5
LAKE NONA PEDIATRICS IN ASSOCIATION WITH NEMOURS		5			5
CITRUS HEALTH NETWORK INC		2	3	60%	5
MEDEXPRESS URGENT CARE - WEIRTON		5			5
CVS TX2263POCT SAN ANTONIO		5			5
GREENVILLE MEMORIAL HOSPITAL LAB			5	100%	5
FLORIDA DEPARTMENT OF HEALTH - INVERNESS		3	2	40%	5
FRESENIUS MEDICAL CARE			5	100%	5
COPELAND MEDICAL CLINIC		3	2	40%	5

COVID-19: testing by laboratory

Data through Apr 1, 2021 verified as of Apr 2, 2021 at 09:25 AM

Data in this report are provisional and subject to change.

The numbers in the table below represent the number of Florida and non-Florida residents for whom test results were received by the Department of Health. A person can be tested by more than one laboratory and can have both positive and negative results. **Therefore, the sum of the numbers in each column will be larger than the total number of people tested.**

Reporting lab	Inconclusive	Negative	Positive	Percent positive	Total
THE RETREAT AT PORT ORANGE			5	100%	5
ATLANTIC SURGERY CENTER OF JACKSONVILLE BEACH		5			5
SEASIDE MANOR			5	100%	5
KEYSTONE REHABILITATION AND HEALTH CENTER		1	4	80%	5
OCCMED SOLUTIONS		2	3	60%	5
BAYCARE MEDICAL GROUP, INC		5			5
PUTNAM HOSPITAL CENTER LABORATORY		5			5
MC DIAGNOSTIC OF CONNECTICUT, PC #114		5			5
SOUTH BEND MEDICAL FOUNDATION			5	100%	5
COMPREHENSIVE CLINICAL RESEARCH, LLC			5	100%	5
SJH			5	100%	5
QUATRACOR PLLC		5			5
FLORIDA CLINICAL LABORATORY - BIOREFERENCE LABORATORIES		2	3	60%	5
WALGREENS #04569		4	1	20%	5
CVS GA2841POCT LAWRENCEVILLE		5			5
CVS IN3975POCT JEFFERSONVILLE		3	2	40%	5
AEL KNOXVILLE			5	100%	5
JOE DIMAGGIO CHILDREN'S HOSPITAL		1	4	80%	5
WHITE WILSON MEDICAL CENTER - FWB		1	4	80%	5
LIVING WATERS MEDICAL CENTER			5	100%	5
HILLSBOROUGH COUNTY HEALTH DEPARTMENT			5	100%	5
DICKSON MEDICAL ASSOCIATES PC PATH LAB		4	1	20%	5
CLINICAL CARE INC			5	100%	5
FLORIDA HOSPITAL LAKE MARY		5			5
SAFETY HARBOR SENIOR LIVING			5	100%	5
MEDEXPRESS URGENT CARE FOX CHAPEL		5			5
BOROPARK URGENT CARE		4	1	20%	5
Enterprise Health and Rehabilitation Center		5			5
AHF PUBLIC HEALTH LABORATORY			5	100%	5
ST VINCENTS AMBULATORY CARE INC		3	2	40%	5
MINIUTECLINIC DIAG OF IND, LLC #6553		5			5
Hiawatha Care Center		5			5
CVS NC5532POCT SUMMERFIELD		5			5
CVS MA2172POCT NORTH GRAFTON		5			5
THE UNIVERSITY OF VERMONT MEDICAL CENTER		4	1	20%	5
FORSYTH HOUSE			5	100%	5
RURAL HEALTH CARE INC			5	100%	5
PRECISION DIAGNOSTICS INC - NJ		5			5
PHYSICIANS IMMEDIATE CARE ELGIN			5	100%	5
PM PEDIATRICS OF SELDEN		3	2	40%	5
MINUTECLINIC DIAGNOSTIC OF RHODE ISLAN		5			5
MEDEXPRESS URGENT CARE - MBURG COMMONS		5			5
OCHSNER MEDICAL CENTER			5	100%	5
MINUTECLINIC, LLC #07852		4	1	20%	5
CVS NC3853POCT BURLINGTON		4	1	20%	5
URGENT CARE COASTAL GA			5	100%	5

COVID-19: testing by laboratory

Data through Apr 1, 2021 verified as of Apr 2, 2021 at 09:25 AM

Data in this report are provisional and subject to change.

The numbers in the table below represent the number of Florida and non-Florida residents for whom test results were received by the Department of Health. A person can be tested by more than one laboratory and can have both positive and negative results. **Therefore, the sum of the numbers in each column will be larger than the total number of people tested.**

Reporting lab	Inconclusive	Negative	Positive	Percent positive	Total
MINUTECLINIC, LLC #09202		4	1	20%	5
CVS MA957POCT WEST SPRINGFIELD		5			5
MINUTE CLINIC, LLC #1434		5			5
MEDEXPRESS URGENT CARE- COLUMBIA HEIGHTS		5			5
CFP PHYSICIANS GROUP			5	100%	5
MANATEE COUNTY JAIL		4	1	20%	5
DIAGNOSTECHS		4	1	20%	5
SIGNATURE URGENT CARE			5	100%	5
MIZELL MEMORIAL HOSPITAL			5	100%	5
MEDEXPRESS URGENT CARE LAVALLE		5			5
HERNANDO PASCO HOSPICE INC		4	1	20%	5
SOUTH FLORIDA FAMILY HEALTH & RESEARCH CENTER			5	100%	5
OURMED		4	1	20%	5
MINUTECLINIC DIAGNOSTIC OF OHIO #6147		4	1	20%	5
TRUSTBRIDGE			5	100%	5
ENT AND ALLERGY ASSOCIATES OF FLORIDA, LLC			5	100%	5
CHAMPLAIN VALLEY PHYSICIANS HOSPITAL		3	2	40%	5
LEHIGH REGIONAL MEDICAL CENTER LABORATORY		3	2	40%	5
ADVENTHEALTH MEDICAL GROUP PEDIATRICS AT ORLANDO		5			5
CENTRAL JERSEY URGENT CARE		5			5
MINUTECLINIC LLC #4449		4	1	20%	5
EGL GENETICS DIAGNOSTICS			5	100%	5
Kroger 449 - The Little Clinic Mountain Park		4	1	20%	5
CELEBRATION PEDIATRICS PA			5	100%	5
Army Residence Community		5			5
CVS MA1852POCT MEDWAY		5			5
CVS MD1515POCT LEONARDTOWN		4	1	20%	5
MORGAN STANLEY HEALTH CENTER		5			5
COMMONS AT ORLANDO LUTHERAN TOWERS SNF			5	100%	5
BEECHTREE MOLECULAR LAB LLC			5	100%	5
FIFTH AVENUE PEDIATRICS		3	2	40%	5
COMPUNET CLINICAL LAB			5	100%	5
SOUTH FLORIDA PEDIATRIC PARTNERS			4	100%	4
GRADY MEMORIAL HOSPITAL/MICRO			4	100%	4
MONTANA DEPARTMENT OF PUBLIC HEALTH & HUMAN SERVICES			4	100%	4
PEACEHEALTH LABORATORIES		3	1	25%	4
MINUTECLINIC MINUTECLINIC #3665		4			4
CVS TX10140POCT THE WOODLANDS		4			4
CVS CA9606POCT TEMECULA		4			4
MED EXPRESS URGENT CARE PC - MARYLAND		3	1	25%	4
Lakeside Oaks Care Center			4	100%	4
COMMUNITY PHYSICIANS OF NORTH PORT PA			4	100%	4
SANFORD SOUTH UNIVERSITY		4			4
TARPON SPRINGS PEDIATRICS, LLC			4	100%	4
WINDER NURSING INC DBA WINDER HEALTH CARE		4			4
TMH PHYSICIAN PARTNERS SOUTHWOOD		1	3	75%	4

COVID-19: testing by laboratory

Data through Apr 1, 2021 verified as of Apr 2, 2021 at 09:25 AM

Data in this report are provisional and subject to change.

The numbers in the table below represent the number of Florida and non-Florida residents for whom test results were received by the Department of Health. A person can be tested by more than one laboratory and can have both positive and negative results. **Therefore, the sum of the numbers in each column will be larger than the total number of people tested.**

Reporting lab	Inconclusive	Negative	Positive	Percent positive	Total
HEALTHQUEST, INC		3	1	25%	4
GIEBEIG FAMILY MEDICINE PA			4	100%	4
MD ANDERSON			4	100%	4
CVS MA2297677CV BOSTON		4			4
RELIANT ACUTE CARE			4	100%	4
ADVENTHEALTH NEW SMYRNA BEACH COMMUNITY HEALTH			4	100%	4
Millennium Nursing & Rehab Center		4			4
CVS OH3393POCT AURORA		3	1	25%	4
Bethany Health and Rehab		4			4
REMEDY URGENT CLINIC		2	2	50%	4
WE CARE - CARNIVAL CRUISELINE		4			4
CAREATC, INC.			4	100%	4
MINUTECLINIC OF NEVADA-2955 S FT APACH		4			4
HAVEN CUSTEAD CARE CENTER		1	3	75%	4
MAILBOX DIAGNOSTICS		2	2	50%	4
ALVARO J DANGOND MD PA		4			4
ASCENSION ST VINCENT'S MEDICAL CENTER		3	1	25%	4
Kroger 125 - The Little Clinic Castle Rock		3	1	25%	4
CVS PA258POCT MCKEES ROCKS		4			4
CVS MO5655POCT LIBERTY		1	3	75%	4
Calusa Harbour			4	100%	4
MEDEXPRESS URGENT CARE, LANCASTER WEST		2	2	50%	4
MONROE COUNTY DEPT OF PUBLIC HEALTH ST		4			4
MINUTECLINIC DIAGNOSTIC OF PENNSYLVAN		3	1	25%	4
EXPRESS TESTING-ONE			4	100%	4
CONSOLIDATED LABORATORY SERVICES			4	100%	4
CHIPOLA QUICK CARE		1	3	75%	4
FAMILY MEDICAL CLINIC HOMESTEAD, LLC			4	100%	4
PANCARE HEALTH - PONCE DE LEON			4	100%	4
MEADOWS AT CYPRESS GARDENS, THE		3	1	25%	4
CULLMAN REGIONAL MEDICAL CENTER		3	1	25%	4
MEDEXPRESS URGENT CARE - WALDORF, CRAIN HWY		4			4
Mill Valley Care Center		4			4
DEPARTMENT OF PATHOLOGY ROME MEMORIAL		3	1	25%	4
GUTHRIE MEDICAL GROUP - CORNING		3	1	25%	4
WALGREENS #07034		4			4
MINUTECLINIC DIAGNOSTIC OF OHIO #2964		4			4
LAKE MARY PEDIATRICS			4	100%	4
INVERNESS FAMILY CARE HIGH RISK PLLC			4	100%	4
MINUTECLINIC DIAGNOSTIC OF NORTH CARO		4			4
OWL NOW URGENT CARE			4	100%	4
COLONIAL MEDICAL CENTER-EAST ORLANDO			4	100%	4
CVS MO10053POCT SAINT PETERS		4			4
CENTERPLACE HEALTH, INC			4	100%	4
MEDEXPRESS URGENT CARE, FAIRMONT		4			4
CVS IN8669POCT INDIANAPOLIS		4			4

COVID-19: testing by laboratory

Data through Apr 1, 2021 verified as of Apr 2, 2021 at 09:25 AM

Data in this report are provisional and subject to change.

The numbers in the table below represent the number of Florida and non-Florida residents for whom test results were received by the Department of Health. A person can be tested by more than one laboratory and can have both positive and negative results. **Therefore, the sum of the numbers in each column will be larger than the total number of people tested.**

Reporting lab	Inconclusive	Negative	Positive	Percent positive	Total
OMNICARE PHARMACY OF TEXAS 1		4			4
NEULIFE NEUROLOGICAL SERVICES LLC			4	100%	4
DEPARTMENT OF HEALTH/ NEW YORK			4	100%	4
ADVENTHEALTH GORDON		4			4
CVS NC3803POCT MOORESVILLE		4			4
CORTLAND REGIONAL MEDICAL CENTER		4			4
SOUTHEASTERN REGIONAL MEDICAL CENTER			4	100%	4
MEDAC AT PORTERS NECK			4	100%	4
Grace Rehabilitation of Vero Beach		4			4
PARKWAY DRUGS OF ONEIDA COUNTY NORTH I		3	1	25%	4
RIVER CITY MEDICAL ASSOCIATES INC			4	100%	4
GENEVA GENERAL HOSPITAL LABORATORY		3	1	25%	4
SUMNER REGIONAL MEDICAL CENTER		3	1	25%	4
CELEBRATION PEDIATRICS			4	100%	4
MEDEXPRESS URGENT CARE - TULSA, S YALE AVE		4			4
Kroger 959 - The Little Clinic Carmel		4			4
BARTON MEMORIAL HOSPITAL		3	1	25%	4
CAPITAL HEALTH LABORATORY INC			4	100%	4
State Lab Unspecifd			4	100%	4
MICHIGAN HEALTH CLINIC LABORATORIES		3	1	25%	4
COMMUNITY HEALTH CENTER OF WEST PALM BEACH			4	100%	4
LAKESIDE HOSPITAL BELLE GLADE			4	100%	4
FISHERMEN'S HOSPITAL			4	100%	4
BAYLOR ESOTERIC AND MOLECULAR LAB			4	100%	4
FLORIDA HEALTH CARE PLANS STIRLING CENTER			4	100%	4
NORTH OKALOOSA CLINIC CORP		1	3	75%	4
MEDICINE SHOPPE #1306 THE		3	1	25%	4
EXTENDICARE HEALTH & REHAB CENTER		4			4
HARBOUR ISLAND PEDIATRICS LLC			4	100%	4
FHPG TAMPA PRIMARY CARE			4	100%	4
MEDEXPRESS URGENT CARE - WAXAHACHIE, N HIGHWAY 77		2	2	50%	4
ST. MARY'S HOSPITAL			4	100%	4
URGENT CARE - OCONEE		2	2	50%	4
Kroger 752 - The Little Clinic Central Station		3	1	25%	4
MEDEXPRESS - NEW CASTLE, DUPONT HWY		4			4
THE OASIS ALF		4			4
ARCPPOINT LABS OF FORT LAUDERDALE, FL CENTRAL		1	3	75%	4
CHILDREN'S MEDICAL GROUP		4			4
AIRCARE INTERNATIONAL		4			4
AIRPORT CLINIC			4	100%	4
PALM BEACH CANCER INSTITUTE			4	100%	4
AIREVAC INTERNATIONAL		4			4
MEDEXPRESS URGENT CARE HUNTINGTON		4			4
DIAGNOSTIC & MEDICAL SPECIALISTS OF GREENWICH		2	2	50%	4
INTERMARKET FACILITY			4	100%	4
SINAI PLAZA NURSING AND REHAB CENTER			4	100%	4

COVID-19: testing by laboratory

Data through Apr 1, 2021 verified as of Apr 2, 2021 at 09:25 AM

Data in this report are provisional and subject to change.

The numbers in the table below represent the number of Florida and non-Florida residents for whom test results were received by the Department of Health. A person can be tested by more than one laboratory and can have both positive and negative results. **Therefore, the sum of the numbers in each column will be larger than the total number of people tested.**

Reporting lab	Inconclusive	Negative	Positive	Percent positive	Total
UNIVERSITY OF MIAMI STUDENT HEALTH SERVICE			4	100%	4
ELIZABETH CITY HEALTH & REHABILITATION		4			4
BIOTEST PLASMA CENTER		4			4
MEDEXPRESS URGENT CARE- FORT WORTH N T		4			4
VIDANT MEDICAL CENTER			4	100%	4
VITAL CARE URGENT CARE			4	100%	4
DACH MAIN LAB			4	100%	4
MARK HOANG MD PA			4	100%	4
JOSEPH SCHENKER MD PC		4			4
CVS PA1193POCT JENKINTOWN		4			4
MEDEXPRESS URGENT CARE - MARKHAM STREE		3	1	25%	4
MINUTECLINIC DIAGNOSTIC OF MICHIGAN, P		4			4
JFK INTERNAL MEDICINE FACULTY PRACTICE		2	2	50%	4
JACKSONVILLE PEDIATRICS			4	100%	4
HUNT CLUB MEDICAL CARE			4	100%	4
CONSULATE HEATH CARE AT WEST ALTAMONTE			4	100%	4
NEMOURS CHILDREN'S CLINIC			4	100%	4
WALGREENS #04176		3	1	25%	4
MINUTECLINIC DIAGNOSTIC MED GRP OF ORA		3	1	25%	4
ST LUCIE COUNTY HEALTH DEPARTMENT		3	1	25%	4
Hillspring of Springboro		4			4
WOMEN'S CARE FLORIDA, LLC		4			4
MINUTECLINIC DIAG OF IND, LLC #6472		4			4
LEESBURG REGIONAL MEDICAL CENTER URGENT CARE			4	100%	4
Willowbrooke Court at Country House		4			4
CVS GA2279POCT SUWANEE		4			4
MEDEXPRESS - WILMINGTON CONCORD PIKE		3	1	25%	4
CVS MA447POCT NORTHAMPTON		2	2	50%	4
ROAN DRUG COMPANY LLC		4			4
MINUTECLINIC DIAG OF IND, LLC #10190		4			4
HEART OF FLORIDA HEALTH CENTER INC		1	3	75%	4
INDUSTRY LAB DIAGNOSTIC PARTNERS			4	100%	4
MEDEXPRESS URGENT CARE - WICHITA, S SENECA ST		2	2	50%	4
MINUTECLINIC DIAG OF IND LLC #1367		4			4
Marian Manor, Inc		4			4
Health Care Center of Jacksonville			4	100%	4
BARRANCO CLINIC PA, THE	1	3			4
HARBORCHASE OF VILLAGES CROSSING			4	100%	4
GO PATH LABORATORIES			4	100%	4
INFINITI LABS INC			4	100%	4
Bon Secours Place		3	1	25%	4
GASTROENTEROLOGY ASSOC OF PENSACOLA, PA		2	2	50%	4
LAKE FOREST PARK OP CO LLC		4			4
MINUTECLINIC DIAGNOSTIC OF OHIO #6139		4			4
SKYLINE UROLOGY		4			4
MENORAH MANOR			4	100%	4

COVID-19: testing by laboratory

Data through Apr 1, 2021 verified as of Apr 2, 2021 at 09:25 AM

Data in this report are provisional and subject to change.

The numbers in the table below represent the number of Florida and non-Florida residents for whom test results were received by the Department of Health. A person can be tested by more than one laboratory and can have both positive and negative results. **Therefore, the sum of the numbers in each column will be larger than the total number of people tested.**

Reporting lab	Inconclusive	Negative	Positive	Percent positive	Total
BAPTIST HEALTH MEDICAL CENTER			4	100%	4
WESLEY CHAPEL INTERNAL MEDICINE AND PEDIATRICS			4	100%	4
NONA PEDIATRIC CENTER			4	100%	4
CLINICAL PATHOLOGY LABORATORIES			4	100%	4
REGIONAL MEDICAL LAB			4	100%	4
AFTER HOURS PEDS			4	100%	4
CVS IN5696POCT FORT WAYNE		4			4
MEDEXPRESS URGENT CARE PLEASANT HILLS		3	1	25%	4
PINELLAS POINT NURSING AND REHAB			4	100%	4
CLINICAL LABORATORIES OF THE BUFFALO		3	1	25%	4
Loretto Health and Rehabilitation Center		4			4
Westminster Manor		3	1	25%	4
MEMORIAL HEALTHCARE SYSTEM		1	3	75%	4
OHIO CVS STORES		3	1	25%	4
MINUTE-CLINIC DIAGNOSTIC OF VIRGINIA, LLC #3949		4			4
CARE ONE PRIMARY CARE			4	100%	4
PATIENT FIRST - ALLENTOWN			4	100%	4
SOUTHLAND SUITES OF LAKE LAND			4	100%	4
MOBILE URGENT CARE			4	100%	4
CENTRAL FLORIDA INTERNAL OCCUPATIONAL AND		4			4
ManorCare Health Services Camp Hill		4			4
CVS CA8850POCT HUNTINGTON BEACH		3	1	25%	4
SIGNATURE CARE MONTROSE		2	2	50%	4
FLORIDA MEDICAL CLINIC -INTERNAL MED DADE CITY			4	100%	4
LIFEHOPE LABS			4	100%	4
ADVENTHEALTH MEDICAL GROUP PEDIATRICS		1	3	75%	4
NORTHSIDE HOSPITAL- CHEROKEE		3	1	25%	4
NOT GIVEN		1	3	75%	4
CAREWELL 202			4	100%	4
MEDEXPRESS URGENT CARE MARTINSBURG		2	2	50%	4
Kroger 186 - The Little Clinic Holiday Manor		3	1	25%	4
HELIX DIAGNOSTIX		1	3	75%	4
MARSHFIELD LABORATORIES			4	100%	4
GILCHRIST COUNTY HEALTH DEPT			4	100%	4
SOUTH FLORIDA RESEARCH ORGANIZATION			4	100%	4
BETHPAGE EXTENDED HOURS CENTER		4			4
MINNESOTA DEPARTMENT OF HEALTH LABORATORY	1		3	75%	4
MEDEXPRESS URGENT CARE-PASADENA		4			4
OVIEDO CHILDRENS HEALTH CENTER LLC		1	3	75%	4
RAS MEDICAL SOLUTIONS, LLC		3	1	25%	4
DEACONESS HOSPITAL			4	100%	4
HOME DOCS		2	2	50%	4
Kroger 895 - The Little Clinic Green Hills		4			4
DISCOVERY VILLAGE AT DEERWOOD			4	100%	4
CVS MA594POCT FALMOUTH		4			4
DEPARTMENT OF HEALTH AND HUMAN SERVICES		2	2	50%	4

COVID-19: testing by laboratory

Data through Apr 1, 2021 verified as of Apr 2, 2021 at 09:25 AM

Data in this report are provisional and subject to change.

The numbers in the table below represent the number of Florida and non-Florida residents for whom test results were received by the Department of Health. A person can be tested by more than one laboratory and can have both positive and negative results. **Therefore, the sum of the numbers in each column will be larger than the total number of people tested.**

Reporting lab	Inconclusive	Negative	Positive	Percent positive	Total
MEDEXPRESS URGENT CARE - WEST ST PAUL, ROBERT ST S		3	1	25%	4
WALGREENS #03287		4			4
CVS TX8387POCT AUSTIN		4			4
LEON MEDICAL CENTERS, LLC			4	100%	4
FAMILY MEDICINE AT WATERMAN		4			4
WELLMED AT FORT PIERCE		2	2	50%	4
Kroger 124 - The Little Clinic University		3	1	25%	4
AHC of Mckenzie		4			4
MEDEXPRESS URGENT CARE - WESTFIELD, E MAIN ST		3	1	25%	4
L3HARRIS FAMILY MEDICAL CENTER			4	100%	4
LOUISIANA DEPT. OF HEALTH AND HOSPITALS-INFECTIOUS DISEASE EPI SECTION			4	100%	4
CAPE COD HOSPITAL			4	100%	4
ST PETE DIRECT PRIMARY CARE		2	2	50%	4
CVS OH6149POCT UPPER ARLINGTON		2	2	50%	4
FHCP - ORMOND BEACH			4	100%	4
COVENIENT CARE MEDICAL CLINIC			4	100%	4
ADVENTHEALTH MEDICAL GROUP COMMUNITY MEDICINE		3	1	25%	4
FCHC (OB)-DARWIN SQUARE CTR.			4	100%	4
FLORIDA MEDICAL ASSOCIATES LLC			4	100%	4
CELAL GUROL ERBAY, MD			4	100%	4
Park Ridge Nursing Center		3	1	25%	4
CVS MA1845POCT WILMINGTON		3	1	25%	4
CARENOW URGENT CARE - WINTER SPRINGS		3	1	25%	4
ASCENDI HOME HEALTH AGENCY INC			4	100%	4
IMA MEDICAL CENTER OF OVIEDO			4	100%	4
SunTerrace Health Care Center		3	1	25%	4
MEDEXPRESS URGENT CARE - SOUTH PARKERSBURG		4			4
MEDEXPRESS URGENT CARE - SOMERSET TOWNSHIP		4			4
DEVANSH LAB WERKS		1	3	75%	4
ACCESS RECOVERY SOLUTIONS LLC			4	100%	4
ADVENT HEALTH - TUSKAWILLA		4			4
URGENT CARE OF THE SMOKIES			4	100%	4
APOPKA FAMILY HEALTH CENTER		3	1	25%	4
UNC HOSPITAL/MCLENDON CLINICAL LABORATORIES			4	100%	4
MONROE URGENT CARE		3	1	25%	4
ANY LAB TEST FAST CORP		3	1	25%	4
PARADISE VILLA ALF INCORPORATED		4			4
MEDEXPRESS URGENT CARE-SCOTT TOWNSHIP		3	1	25%	4
CAPTAIN JAMES A. LOVELL FEDERAL HEALTHCARE CENTER			4	100%	4
OKLAHOMA STATE UNIVERSITY DIAGNOSTIC LAB			4	100%	4
INTRACOASTAL LABS INC		4			4
Heartland of Boynton Beach			4	100%	4
MD NOW URGENT CARE - DELRAY WEST			4	100%	4
ADVANCED URGENT CARE LLC		1	3	75%	4
MINUTECLINIC DIAG OF IND, LLC #6648		3	1	25%	4
MINUTECLINIC DIAGNOSTIC OF VIRGINIA, LLC		4			4

COVID-19: testing by laboratory

Data through Apr 1, 2021 verified as of Apr 2, 2021 at 09:25 AM

Data in this report are provisional and subject to change.

The numbers in the table below represent the number of Florida and non-Florida residents for whom test results were received by the Department of Health. A person can be tested by more than one laboratory and can have both positive and negative results. **Therefore, the sum of the numbers in each column will be larger than the total number of people tested.**

Reporting lab	Inconclusive	Negative	Positive	Percent positive	Total
PREMIER PEDIATRICS		1	3	75%	4
PRESBYTERIAN FAMILY HEALTHCARE-KASEMAN		4			4
MINUTE CLINIC DIAGNOSTIC OF VIRGINIA, LLC #6292		3	1	25%	4
DERMATOLOGY SPECIALISTS OF FL - DR. JON WARD			4	100%	4
IVY CREEK URGENT CARE OF ENTERPRISE			4	100%	4
CLINICAL ASSOCIATES OF ORLANDO LLC		4			4
CVS CT718POCT ANSONIA		4			4
TRUE HEALTH- HOFFNER		3	1	25%	4
PANCARE HEALTH YOUNGSTOWN			4	100%	4
CVS SC4122POCT TAYLORS		4			4
CVS MA394POCT SEEKONK		4			4
SHARP MEMORIAL HOSPITAL MICROBIOLOGY DEPT			4	100%	4
ACCENT PHYSICIAN SPECIALISTS PA		4			4
MEDEXPRESS URGENT CARE - TEAYS VALLEY		3	1	25%	4
FAMILY MEDICINE AT WINTER PARK			4	100%	4
BOND & STEELE CLINIC PA D/B/A BOND CLINIC PA		4			4
SIGNATURE CARE EMERGENCY CENTER		2	2	50%	4
CVS PA1379POCT LANSDALE		4			4
ENCOMPASS HOME HEALTH		4			4
DEPARTMENT OF HEALTH AND HUMAN SERVICES DIVISION OF BEHAVIORAL HEALTH		1	3	75%	4
GERALD CHAMPION REGIONAL MEDICAL CENTE		4			4
MINUTECLINIC LLC # 3401		4			4
BELLIN HEALTH LAB		1	3	75%	4
CULLMAN REGIONAL URGENT CARE		3	1	25%	4
LATCHER LABORATORY OF A O FOX MEMORIAL		2	2	50%	4
CVS IL1170POCT JOLIET		4			4
CLINICAL CARE CENTER, INC			4	100%	4
PM PEDIATRICS OF SELDEN PLLC		4			4
MEDEXPRESS - NEWARK		4			4
ADVENT HEALTH MEDICAL GROUP		3	1	25%	4
SOUTHWESTERN REGIONAL MEDICAL CENTER - TULSA		4			4
CRESTAR LABS		2	2	50%	4
WYOMING PUBLIC HEALTH LAB			4	100%	4
Metro West Nursing and Rehab			4	100%	4
MEDFIRST URGENT CARE			4	100%	4
PHOEBE PUTNEY MEMORIAL HOSPITAL		4			4
MEDICAL CENTER ENTERPRISE			4	100%	4
PHYSICIANS IMMEDIATE CARE AURORA			4	100%	4
CIMA MEDICAL CENTER		3	1	25%	4
MINUTECLINIC, LLC, DBA MINUTECLINIC #4		4			4
KENTUCKY CABINET FOR HEALTH AND FAMILY SERVICES			4	100%	4
TRIDENT BIOMETRICS		3	1	25%	4
HCR ManorCare Greentree		4			4
MINUTECLINIC LLC (2335)		3	1	25%	4
FLORIDA CANCER SPECIALISTS AND RESEARCH		2	2	50%	4
NEXTCARE WYOMING LLC			4	100%	4

COVID-19: testing by laboratory

Data through Apr 1, 2021 verified as of Apr 2, 2021 at 09:25 AM

Data in this report are provisional and subject to change.

The numbers in the table below represent the number of Florida and non-Florida residents for whom test results were received by the Department of Health. A person can be tested by more than one laboratory and can have both positive and negative results. **Therefore, the sum of the numbers in each column will be larger than the total number of people tested.**

Reporting lab	Inconclusive	Negative	Positive	Percent positive	Total
BUCKINGHAM PLACE ALF		4			4
ELITE MEDICAL CENTER			4	100%	4
UNIVERSITY OF MICHIGAN		2	2	50%	4
Crowne Health Care of Montgomery		4			4
UNIVERSITY OF WASHINGTON MEDICAL CENTER (UWMC) EMERGENCY DEPT.			4	100%	4
MEDEXPRESS URGENT CARE - LEDGEWOOD		3	1	25%	4
INSTANT MEDICAL CARE CENTER		3	1	25%	4
PILGRIM PHARMACY INC		4			4
JOHNNIE RUTH CLARKE LAB			4	100%	4
AFFINITY URGENT CARE			4	100%	4
LB Broen Home		4			4
MONTEFIORE MEDICAL CENTER LABS MONTEFIORE		3	1	25%	4
MIAMI COMMUNITY HEALTH CENTER INC		1	3	75%	4
CORIZON HEALTH INC			4	100%	4
WILLIAM A HINTON STATE LABORATORY INSTITUTE		1	3	75%	4
NDX-CORE LAB			4	100%	4
CHIEFLAND MEDICAL CENTER LLC			4	100%	4
CVS MN6811POCT PLYMOUTH		4			4
NATURE COAST PRIMARY CARE LAB LLC		1	3	75%	4
CVS IN7653POCT EVANSVILLE		3	1	25%	4
LIFE CARE HOME HEALTH SERVICES LLC		1	3	75%	4
KAILOS GENETICS INC		2	2	50%	4
FLORIDA HOSPITAL ALTAMONTE		2	2	50%	4
MINUTECLINIC, LLC #5707		4			4
BENEVA LAKES HEALTHCARE & REHAB CENTER			4	100%	4
CVS NJ836POCT RUNNEMEDE		4			4
BLACK STALLION WALK IN AND EXERCISE CLINICS LLC		1	3	75%	4
MINUTE CLINIC #8979		4			4
PHYSICIANS QUALITY CARE			4	100%	4
PDL PHARMACY CORP			4	100%	4
EPI			4	100%	4
CAREWELL URGENT CARE			4	100%	4
IMIC INC RESEARCH			4	100%	4
MEDEXPRESS URGENT CARE- ALLISON PARK		2	2	50%	4
MINUTECLINIC #2797		4			4
Kroger 339 - The Little Clinic Highlands - Bardstown Road		4			4
GENUS DIAGNOSTICS			4	100%	4
UF HEALTH PATHOLOGY LABORATORIES			4	100%	4
PORT ORANGE NURSING & REHAB			4	100%	4
RML PHARMACY PC		4			4
MINUTECLINIC DIAGNOSTIC MED GRP OF SAN		3	1	25%	4
MEDEXPRESS URGENT CARE - KOKOMO		4			4
MINUTECLINIC #788		4			4
CVS SC2269POCT COLUMBIA		3	1	25%	4
OPTUM OF RED ROAD		4			4
FLORENCE - HUNTSVILLE HOSPITAL URGENT CARE		3	1	25%	4

COVID-19: testing by laboratory

Data through Apr 1, 2021 verified as of Apr 2, 2021 at 09:25 AM

Data in this report are provisional and subject to change.

The numbers in the table below represent the number of Florida and non-Florida residents for whom test results were received by the Department of Health. A person can be tested by more than one laboratory and can have both positive and negative results. **Therefore, the sum of the numbers in each column will be larger than the total number of people tested.**

Reporting lab	Inconclusive	Negative	Positive	Percent positive	Total
CVS OH2342POCT WEST CHESTER		3	1	25%	4
REFUGE A HEALING PLACE, THE			4	100%	4
ORANGE COUNTY HEALTH DEPARTMENT		2	2	50%	4
Chestnut Park Rehabilitation and Nursing Center		4			4
AURORA BAYCARE UROLOGY			4	100%	4
UNION CITY MANOR NURSING CENTER		4			4
UNIVERISTY OF MIAMI			4	100%	4
PRINCETON BMC LABORATORY		4			4
SONIC REFERENCE LABORATORY			4	100%	4
FLORIDA HEART AND VASCULAR			4	100%	4
REHABILITATION CENTER OF WINTER PARK,THE			4	100%	4
DTR LABS		3	1	25%	4
MARTHA A PRICE MD PA		1	3	75%	4
PRIMECARE		2	2	50%	4
CVS AZ9210POCT SCOTTSDALE		4			4
BROOKDALE WEST BOYNTON BEACH		4			4
DASCENA LABORATORY			4	100%	4
STONE CLINICAL LABORATORIES OF FL LLC		4			4
HAMPTON ALF AT 24TH ROAD LLC			4	100%	4
MEMORIAL HEALTH CARE SYSTEMS			4	100%	4
DYNACARE LABORATORIES			4	100%	4
USCG SECTOR ST PETE		1	3	75%	4
REGIONAL MEDICAL CENTER BAYONET POINT			4	100%	4
PLAINVIEW PRIMARY CARE		4			4
MINUTECLINIC DIAGNOSTIC OF WISCONSIN, LLC		4			4
MEDEXPRESS URGENT CARE - SUMMERSVILLE, WEBSTER RD		4			4
CVS MA507POCT LEOMINSTER		3	1	25%	4
ManorCare Rehabilitation Center- Decatur		4			4
H/L of WEst ASHley Rhabilitation and Nursing Center		4			4
MINUTECLINIC DIAG OF IND LLC #1138		3	1	25%	4
CVS TX7288POCT DALLAS		4			4
LUVERNE HEALTH AND REHABILITATION		4			4
POWERS PEDIATRICS			4	100%	4
QUEST DIAGNOSTICS CLINICAL LABORATORIES INC		2	1	33%	3
SEMINOLE FAMILY HEALTH CENTER		3			3
CVS NJ715POCT WAYNE		3			3
MEDFUSION		2	1	33%	3
Gracemore Nursing and Rehab		3			3
INTERNAL MEDICINE & PEDIATRICS WELLNESS CENTER			3	100%	3
MEDEXPRESS URGENT CARE - DANVILLE		3			3
PM PEDIATRICS OF BAYSIDE, PLLC - MANHASSET		3			3
NASSAU COUNTY HEALTH DEPARTMENT		3			3
GYN PATH SERVICES			3	100%	3
CALLE OCHO DIALYSIS			3	100%	3
CVS PHARMACY INC DBA CVS/PHARMACY #10908		3			3
SOUTH MIAMI HOSPITAL			3	100%	3

COVID-19: testing by laboratory

Data through Apr 1, 2021 verified as of Apr 2, 2021 at 09:25 AM

Data in this report are provisional and subject to change.

The numbers in the table below represent the number of Florida and non-Florida residents for whom test results were received by the Department of Health. A person can be tested by more than one laboratory and can have both positive and negative results. **Therefore, the sum of the numbers in each column will be larger than the total number of people tested.**

Reporting lab	Inconclusive	Negative	Positive	Percent positive	Total
CVS IL3163POCT OAK PARK		3			3
CVS AZ7263POCT PHOENIX		3			3
SUNDALE NURSING HOME		3			3
ACCESS 365 URGENT CARE LLC		1	2	67%	3
WOODMARK AT UPTOWN ASSISTED LIVING		3			3
MINUTECLINIC DIAG OF IND, LLC #6483		1	2	67%	3
Arbors at Marietta		3			3
CVS NC7548POCT FUQUAY VARINA		2	1	33%	3
CVS PA7611POCT ALLISON PARK		3			3
MEDEXPRESS URGENT CARE - WILKES BARRE		2	1	33%	3
CVS MA1945POCT HANOVER		3			3
CONCENTRA - PLANTATION		3			3
CVS IN6572POCT INDIANAPOLIS		3			3
VIRGINIA DEPARTMENT OF HEALTH DIVISION OF			3	100%	3
LIFE CARE CENTER OF SKAGIT VALLEY		3			3
MINUTECLINIC DIAGNOSTIC PA #3344		3			3
COL CROSSROAD		1	2	67%	3
PATHOLOGY REFERENCE LAB LLC			3	100%	3
CLARA MAASS TRANSITIONAL CARE UNIT		3			3
Maryfield Inc. dba Pennybyrn		3			3
MEDEXPRESS URGENT CARE - FORT SMITH		3			3
AUSTIN PUBLIC HEALTH			3	100%	3
STARMED FAMILY & URGENT CARE			3	100%	3
HARBORCHASE OF GAINESVILLE			3	100%	3
TEMPUS_LABS			3	100%	3
WALGREENS #06416		3			3
RICHMOND CITY DEPARTMENT OF PUBLIC HEALTH			3	100%	3
MEDEXPRESS-HOUSTON EAST FWY		1	2	67%	3
TRINITY PEDIATRICS			3	100%	3
SURETOX LABORATORY LLC		2	1	33%	3
NASSAU COUNTY HEALTH DEPARTMENT-FERNANDINA BEACH C		3			3
CARECENTER PHARMACY, LLC		3			3
ESTERO FIRE RESCUE		3			3
CVS NH2257POCT MANCHESTER		3			3
NORTH BROWARD HOSPITAL DISTRICT HEALTHCARE FOR THE HOMELESS			3	100%	3
CANOPY PEDIATRICS		3			3
HOPE HEALTH CARE, LLC		3			3
NORTHWEST FLORIDA CLINICAL LAB		1	2	67%	3
BRIGHAM AND WOMEN'S HOSPITAL			3	100%	3
MANATEE MEMORIAL HOSPITAL CLINICAL LABORATORY			3	100%	3
HELIX URGENT CARE			3	100%	3
SUPER HEALTH PHARMACY LLC		3			3
URGENT DOC - URGENT CARE CLINIC			3	100%	3
CROWNE HEALTH CARE OF FORT PAYNE		2	1	33%	3
PHYSICIANS MEDICAL CENTER		3			3
SAVANNAH COVE		3			3

COVID-19: testing by laboratory

Data through Apr 1, 2021 verified as of Apr 2, 2021 at 09:25 AM

Data in this report are provisional and subject to change.

The numbers in the table below represent the number of Florida and non-Florida residents for whom test results were received by the Department of Health. A person can be tested by more than one laboratory and can have both positive and negative results. **Therefore, the sum of the numbers in each column will be larger than the total number of people tested.**

Reporting lab	Inconclusive	Negative	Positive	Percent positive	Total
CVS PA2687POCT EXTON		3			3
CVS AZ1720POCT QUEEN CREEK		3			3
NORTHEAST FLORIDA INTERNAL MEDICINE PA		3			3
DOCTOR 4 U CLINIC		1	2	67%	3
MEDICAL SERVICES OF AMERICA HOME HEALTH		3			3
USCG ABBOTT BINAXNOW		2	1	33%	3
TAYLOR MANOR		1	2	67%	3
INTERCOASTAL FAMILY PRATICE		1	2	67%	3
MEDICAL CITY DALLAS HOSPITAL			3	100%	3
HILLVIEW LABORATORY			3	100%	3
SUN TERRACE HEALTH CARE CENTER			3	100%	3
CVS TN7144POCT BARTLETT		3			3
BRANDON REGIONAL EMERGENCY CTR			3	100%	3
GARCIA MORALES NELSON			3	100%	3
MINUTECLINIC LLC #5176			3	100%	3
NEW YORK PHYSICIANS LLP		3			3
AKRON GENERAL MEDICAL CENTER MAIN		3			3
CAREHERE LLC			3	100%	3
CVS CA9803POCT RIVERSIDE		3			3
ADVENTHEALTH MEDICAL GROUP ADULT AND SENIOR HEALTH			3	100%	3
UNIVERSITY OF KANSAS MEDICAL CENTER			3	100%	3
HOMELAND CENTER		3			3
QUALITY LABORATORY SERVICE		2	1	33%	3
RUSSELL SAGE COLLEGE WELLNESS CENTER		3			3
CVS MA1006POCT BROCKTON		3			3
EAST TENNESSEE CHILDREN'S HOSPITAL		2	1	33%	3
EXCEL URGENT CARE OF NJ, LLC		1	2	67%	3
CVS SC2250POCT COLUMBIA		3			3
WALGREENS #07502		3			3
CENTRAL DUPAGE HOSPITAL			3	100%	3
ADVENTHEALTH MEDICAL GROUP PEDIATRICS AT APOPKA		3			3
NORTH CAROLINA DEPT OF HEALTH & HUMAN SRVCS STATE LAB OF PUBLIC HEALTH			3	100%	3
CVS CA9103POCT ESCONDIDO		3			3
MEDEXPRESS URGENT CARE, BELLE VERNON		3			3
CVS TX3292POCT WYLIE		3			3
CVS MO4850POCT SPRINGFIELD		3			3
CVS RI326POCT NORTH SMITHFIELD		3			3
MID-FLORIDA PATHOLOGY LLC - MOBILE UNIT # 3		1	2	67%	3
CVS OH4359POCT HUDSON		3			3
BROOKDALE SENIOR LIVING			3	100%	3
NORTHERN LIGHT LABORATORY		1	2	67%	3
LIFELINK OF FLORIDA		1	2	67%	3
CVS TX2876POCT PROSPER		3			3
ADVANCED PEDIATRICS			3	100%	3
LUCID LABORATORY SERVICES		3			3
SHANDS AT LAKE SHORE LAB		1	2	67%	3

COVID-19: testing by laboratory

Data through Apr 1, 2021 verified as of Apr 2, 2021 at 09:25 AM

Data in this report are provisional and subject to change.

The numbers in the table below represent the number of Florida and non-Florida residents for whom test results were received by the Department of Health. A person can be tested by more than one laboratory and can have both positive and negative results. **Therefore, the sum of the numbers in each column will be larger than the total number of people tested.**

Reporting lab	Inconclusive	Negative	Positive	Percent positive	Total
BOLING, STEPHANIE		3			3
MEDEXPRESS URGENT CARE - TOPEKA, SW WANAMAKER RD		3			3
LEE MEMORIAL HOSPITAL BLOOD GAS LAB			3	100%	3
EASTERN NEW MEXICO MEDICAL CENTER		3			3
MOUNT SINAI AVENTURA DIAGNOSTIC CENTER			3	100%	3
Westside Terrace		3			3
Brookcrest Nursing Home		3			3
COMMUNITY MEDICAL CENTER			3	100%	3
MINUTECLINIC, LLC (CLINIC 10928)		3			3
BAPTIST HEALTH SURGERY CENTER AT NORTHPOINT			3	100%	3
MEDEXPRESS URGENT CARE - LITTLE ROCK		2	1	33%	3
GENDERXPRESS/PICTURE ME PERFECT IMAGING			3	100%	3
ASPIRUS WAUSAU HOSPITAL			3	100%	3
SKIN WELLNESS PHYSICIANS LLC		3			3
COOPER UNIVERSITY HOSPITAL LABORATORY		2	1	33%	3
BREVARD FAMILY WALK IN CLINIC			3	100%	3
VICAR'S LANDING NURSING HOME		2	1	33%	3
FLORIDA LABORATORY ANALYSIS, LLC			3	100%	3
NOVANT HEALTH PRESBYTERIAN		2	1	33%	3
ALLIED PHYSICIANS GROUP PLLC		3			3
SCRIPPS CLINIC MEDICAL			3	100%	3
WEILL CORNELL MEDICAL ASSOCIATES - EAST SIDE		3			3
ORLANDO REGIONAL HEALTH SERVICES		1	2	67%	3
SACRED HEART HEALTH SYSTEMS INC			3	100%	3
NORTHCREST MEDICAL CENTER		1	2	67%	3
Walgreens #5984		3			3
SINAI POST ACUTE NURSING AND REHAB CE		3			3
CENTRAL JERSEY URGENT CARE OF BROWN MI		3			3
GUTHRIE CORNING HOSPITAL LABORATORY		3			3
Georgiana Health and Rehabilitation, LLC		3			3
MARION COUNTY FIRE RESCUE		3			3
CVS PA1657POCT YORK		2	1	33%	3
Kroger 758 - The Little Clinic Providence		3			3
FAMILY TREE MEDICAL GROUP PA		2	1	33%	3
BROOKDALE OAKBRIDGE		1	2	67%	3
GONZALEZ MD AND ASWAD MD HEALTH SERVICES			3	100%	3
MINUTECLINIC DIAGNOSTIC OF WISCONSIN,		3			3
ROYAL PALM RETIREMENT CENTRE		3			3
ASPEN VALLEY HOSPITAL			3	100%	3
PUBLIC HEALTH TRUST OF MIAMI DADE COUNTY			3	100%	3
PINELLAS PARK HEALTH CENTER - PINELLAS CHD		1	2	67%	3
HEALTH AND WELLNESS URGENT CARE LLC			3	100%	3
NEWSTAR MEDICAL LABORATORIES		3			3
LAURELLWOOD NURSING CENTER		1	2	67%	3
MPG JACKSONVILLE ATLANTIC BLVD		1	2	67%	3
MARTIN MEDICAL CENTER INC		1	2	67%	3

COVID-19: testing by laboratory

Data through Apr 1, 2021 verified as of Apr 2, 2021 at 09:25 AM

Data in this report are provisional and subject to change.

The numbers in the table below represent the number of Florida and non-Florida residents for whom test results were received by the Department of Health. A person can be tested by more than one laboratory and can have both positive and negative results. **Therefore, the sum of the numbers in each column will be larger than the total number of people tested.**

Reporting lab	Inconclusive	Negative	Positive	Percent positive	Total
BAPTIST HOSPITAL NURSING/PATIENT CARE			3	100%	3
Concordia Village of Tampa			3	100%	3
Kroger 522 - The Little Clinic Gahanna		2	1	33%	3
EFFINGHAM HOSP, INC, DBA EFFINGHAM HEALTH		3			3
MEDEXPRESS URGENT CARE - BECKLEY		1	2	67%	3
BETTERMED URGENT CARE			3	100%	3
SCHIFF CENTER FOR LIVER DISEASES		1	2	67%	3
LEXINGTON MEDICAL CENTER		1	2	67%	3
MIDWAY SPECIALTY CARE RX LLC		1	2	67%	3
MALABAR FAMILY PRACTICE		1	2	67%	3
ELITE PRIMARY CARE OF WAYCROSS			3	100%	3
PREMIER FAMILY AND SPORTS MEDICINE		2	1	33%	3
MEDEXPRESS URGENT CARE, CHAMBERSBURG		2	1	33%	3
WHOLE CHILD PEDIATRICS			3	100%	3
ADVANCED URGENT CARE CENTER OF THE UPPER KEYS		1	2	67%	3
Greystone Health Care Center		3			3
LEE CONVENIENT CARE AT SUMMERLIN			3	100%	3
SARASOTA PERSONAL MEDICINE		2	1	33%	3
BRADENTON PHYSICIAN MEDICAL CENTER			3	100%	3
OPP HEALTH AND REHABILITATION		3			3
ADVENTHEALTH IMAGING LAKE NONA		1	2	67%	3
CARENOW-ATASCOCITA			3	100%	3
ADVANCED MEDICAL RESEARCH CENTER LLC			3	100%	3
MIDDLETON PEDIATRICS			3	100%	3
CVS IN6757POCT COLUMBUS		3			3
MUNSON MEDICAL CENTER			3	100%	3
EVENING PEDIATRICS INC		1	2	67%	3
PREMIER PEDIATRICS LLC			3	100%	3
Kroger 388 - The Little Clinic Braelinn Village		3			3
MEDEXPRESS URGENT CARE - RICHMOND, W BROAD ST		3			3
LRHS Florida Poly Tech		3			3
Kroger 387 - The Little Clinic Hubbards Lane		3			3
CROSSVILLE MEDICAL GROUP		1	2	67%	3
OMNI HEALTHCARE INC		1	2	67%	3
THOMAS LANGLEY			3	100%	3
COMMUNITY HEALTH CENTERS OF PINELLAS, INC		1	2	67%	3
CHEROKEE COUNTY HEALTH AND REHAB CENTER		3			3
WEST COCOA PHARMACY			3	100%	3
CVS TX7156POCT RICHARDSON		3			3
F W HUSTON MEDICAL CENTER SENIOR LIVIN		3			3
WEST TN HEALTH MED NORTH		3			3
Kroger 635 - The Little Clinic Dacula		3			3
RCA LABORATORY SERVICES LLC			3	100%	3
PIEDMONT NEWNAN HOSPITAL		3			3
SUMMIT MEDICAL GROUP - WEST ORANGE		3			3
PEDIATRICS BY THE SEA JOG RD OFFICE			3	100%	3

COVID-19: testing by laboratory

Data through Apr 1, 2021 verified as of Apr 2, 2021 at 09:25 AM

Data in this report are provisional and subject to change.

The numbers in the table below represent the number of Florida and non-Florida residents for whom test results were received by the Department of Health. A person can be tested by more than one laboratory and can have both positive and negative results. **Therefore, the sum of the numbers in each column will be larger than the total number of people tested.**

Reporting lab	Inconclusive	Negative	Positive	Percent positive	Total
STARLING AT SAN JOSE			3	100%	3
CVS KS676POCT LAWRENCE		2	1	33%	3
LOYOLA UNIVERSITY MEDICAL CENTER LABORATORY			3	100%	3
WALGREENS #10264		3			3
MED FUSION			3	100%	3
MONTANA PUBLIC HEALTH LAB			3	100%	3
MINUTECLINIC, LLC #05814		3			3
Cleveland Clinic Weston			3	100%	3
PROHEALTH PRIMARY CARE - GLEN OAKS		3			3
BOSTON MEDICAL CENTER			3	100%	3
SENTARA NORFOLK GENERAL HOSPITAL CENTRAL LAB			3	100%	3
CVS IL4778POCT EVANSTON		3			3
HEALGEN SCIENTIFIC			3	100%	3
PREMIER MOBILE HEALTH SERVICES, LLC		1	2	67%	3
CAPTIAL REGIONAL MEDICAL CENTER			3	100%	3
Grandview Health Care Center		3			3
SKR MEDICAL ADVISORS		3			3
Kroger 768 - The Little Clinic Leestown Rd		2	1	33%	3
SOFTCELL L-FORM LABORATORIES, LLC			3	100%	3
STRINGFELLOW MEMORIAL HOSPITAL		3			3
MEDEXPRESS URGENT CARE GREENSBURG		2	1	33%	3
CLINICA HISPANIA			3	100%	3
SAN JUAN REGIONAL MEDICAL CENTER		3			3
SOMA MEDICAL CENTER PA #3 PALOMINO			3	100%	3
MEDICAL CENTER OF THE ROCKIES			3	100%	3
LPG PEDIATRICS AT LEHIGH ACRES		2	1	33%	3
COMMUNICABLE DISEASE CONTROL/PUBLIC HEALTH EMERGENCY PREPAREDNESS			3	100%	3
MINUTE CLINIC LLC #1909		3			3
AVALON MEDICAL GROUP		1	2	67%	3
PRISMA HEALTH MIDLANDS			3	100%	3
SKIPPACK MEDICAL LAB			3	100%	3
HARBOUR'S EDGE		2	1	33%	3
ACCESS LABORATORIES LLC			3	100%	3
Kroger 448 - The Little Clinic Mason		3			3
CARESPOT-WELLINGTON			3	100%	3
THE OASIS BEACHSIDE		3			3
CANDLER HOSPITAL PATHOLOGY LABORATORY		2	1	33%	3
Good Samaritan Society - Fairfield Glade		3			3
NEXT BIO RESEARCH SERVICES, LLC		1	2	67%	3
CTRS			3	100%	3
OLEAN GENERAL HOSPITAL		3			3
AFC URGENT CARE/FARRAGUT			3	100%	3
ADVENTHEALTH MEDICAL GROUP INTERNAL MEDICINE		2	1	33%	3
OPTUM FLORIDA		2	1	33%	3
WOMACK ARMY MEDICAL CENTER			3	100%	3
Medilodge of Montrose		3			3

COVID-19: testing by laboratory

Data through Apr 1, 2021 verified as of Apr 2, 2021 at 09:25 AM

Data in this report are provisional and subject to change.

The numbers in the table below represent the number of Florida and non-Florida residents for whom test results were received by the Department of Health. A person can be tested by more than one laboratory and can have both positive and negative results. **Therefore, the sum of the numbers in each column will be larger than the total number of people tested.**

Reporting lab	Inconclusive	Negative	Positive	Percent positive	Total
ADVANCE FAMILY PRACTICE LLC			3	100%	3
320 S TRANSIT ST		3			3
GULF COAST IMMEDIATE CARE CENTER		1	2	67%	3
CVS OH2486POCT NILES		1	2	67%	3
TMH PHYSICIAN PARTNERS BLOUNTSTOWN			3	100%	3
MINUTECLINIC DIAG OF IND, LLC #5369		2	1	33%	3
STEAMBOAT EMERGENCY CENTER			3	100%	3
CERTIVIA LABORATORIES			3	100%	3
SISD EMPLOYEE HEALTH CLINIC			3	100%	3
MERCY HOSPITAL			3	100%	3
SANFORD MOBILE LAB			3	100%	3
SARASOTA IMMEDIATE CARE			3	100%	3
CRISP REGIONAL HOSPITAL		3			3
WINDSOR AT OCALA		2	1	33%	3
Oak Creek Terrace		3			3
FAMILY FIRST PEDIATRICS			3	100%	3
THE PATHOLOGY LABORATORY		1	2	67%	3
HALIFAX HEALTH CARE FOR WOMEN		3			3
US SPECIALTY LABS			3	100%	3
WYOMING DEPT OF HEALTH			3	100%	3
WELLMED AT APOLLO BEACH BLVD		1	2	67%	3
ADVENT HEALTH MEDICAL GROUP FAMILY MEDICINE			3	100%	3
TERRACE OF ST CLOUD, THE		2	1	33%	3
INSPIRA MEDICAL CENTER VINELAND LAB		2	1	33%	3
BARONESS ERLANGER HOSPITAL		3			3
VA OUTPATIENT CLINIC-NEW PORT RICHEY			3	100%	3
CVS M08555POCT KANSAS CITY		3			3
BEEBE MEDICAL CENTER LABORATORY		3			3
BROOME COUNTY HEALTH DEPARTMENT		2	1	33%	3
SERENADES BY SONATA		1	2	67%	3
Magnolia Health and Rehab Center			3	100%	3
KISSIMMEE URGENT CARE		3			3
MEDEXPRESS URGENT CARE NORWIN		3			3
MID FLORIDA CLINICAL LABORATORY		2	1	33%	3
ROANE MEDICAL CENTER		2	1	33%	3
WAL-MART STORES EAST LP		2	1	33%	3
NASON HOSPITAL			3	100%	3
VELOCITY CARE			3	100%	3
COLISEUM MED CTR LLC/COLISEUM MED CTRS		2	1	33%	3
NHC HealthCare, Cookeville		3			3
VIRGINIA DIVISION OF CONSOLIDATED LABORATORIES			3	100%	3
ST. LUKE'S HOSPITAL - BETHLEHEM CAMPUS		1	2	67%	3
JS HEALTHCARE		2	1	33%	3
Village on the Green			3	100%	3
ARCPPOINT LABS OF ALTAMONTE SPRINGS		1	2	67%	3
HEARTLAND - CHARLESTON OF HANAHAN SC,		3			3

COVID-19: testing by laboratory

Data through Apr 1, 2021 verified as of Apr 2, 2021 at 09:25 AM

Data in this report are provisional and subject to change.

The numbers in the table below represent the number of Florida and non-Florida residents for whom test results were received by the Department of Health. A person can be tested by more than one laboratory and can have both positive and negative results. **Therefore, the sum of the numbers in each column will be larger than the total number of people tested.**

Reporting lab	Inconclusive	Negative	Positive	Percent positive	Total
TAMPA		1	2	67%	3
FAMILY CARE SPECIALISTS OF ORLANDO			3	100%	3
ORLANDO HEALTH PHYSICIAN GROUP INC			3	100%	3
NYU WINTHROP LABORATORY		3			3
EASTMAN HEALTHCARE & REHAB		3			3
OPTUM PRIMARY CARE - SILVER LAKES			3	100%	3
NC STATE LABORATORY OF PUBLIC HEALTH		3			3
CROSSROADS URGENT CARE PLLC		3			3
ERIE COUNTY PUBLIC HEALTH CLINICAL		3			3
ORLANDO AIRPORT DIALYSIS		3			3
LAHEY CLINIC MEDICAL CENTER			3	100%	3
BOONES CREEK URGENT CARE		1	2	67%	3
MINUTECLINIC DIAGNOSTIC OF NEW MEXICO LLC #7552		3			3
CVS IN6605POCT INDIANAPOLIS		2	1	33%	3
HEPATOLOGY DIAGNOSTIC LAB			3	100%	3
BAPTIST PRIMARY CARE FERNANDINA BEACH			3	100%	3
LINCOLN MEDICAL CENTER		3			3
MOBIL LAB FOR ALL INC		3			3
MINUTECLINIC DIAGNOSTIC OF PA LLC		3			3
CVS TX7675POCT RED OAK		1	2	67%	3
Kroger 592 - The Little Clinic Alexander Plaza		2	1	33%	3
John Knox Manor Inc II		2	1	33%	3
MEDEXPRESS URGENT CARE - JEANNETTE		3			3
Hunterdon Medical Center Laboratory		3			3
UNITY HEALTH AND REHABILITATION CENTER			3	100%	3
EAST NAPLES PEDIATRICS			3	100%	3
BRENTWOOD SENIOR LIVING AT ST PETE			3	100%	3
PHYSICIANS CARE INC		1	2	67%	3
TRUE HEALTH - LAKE UNDERHILL		3			3
CORTLAND COUNTY HEALTH DEPARTMENT		3			3
Lakeview Village		3			3
Lebanon VAMC		2	1	33%	3
SPRING LAKE REHABILITATION CENTER			3	100%	3
CONCENTRA - FT LAUDERDALE - COMMERCIAL BLVD		3			3
SCIENTIFIC LABORATORY DIVISION			3	100%	3
MEDEXPRESS URGENT CARE - WHEELING		2	1	33%	3
PROPATH			3	100%	3
VA PRIMARY CARE ANNEX			3	100%	3
Sears Coastal Nursing and Rehab		3			3
24TH WEAPONS OF MASS DESTRUCTION - CIVIL SUPPORT		3			3
MARYLAND STATE DEPT OF HEALTH	2		1	33%	3
CARENOW-LEBANON		1	2	67%	3
CVS GA5637POCT VILLA RICA		3			3
CVS MA2401POCT MARSHFIELD		3			3
MEDEXPRESS URGENT CARE-ARLINGTON		2	1	33%	3
SSM HEALTH ST LOUIS MICROBIOLOGY LABORATORY		1	2	67%	3

COVID-19: testing by laboratory

Data through Apr 1, 2021 verified as of Apr 2, 2021 at 09:25 AM

Data in this report are provisional and subject to change.

The numbers in the table below represent the number of Florida and non-Florida residents for whom test results were received by the Department of Health. A person can be tested by more than one laboratory and can have both positive and negative results. **Therefore, the sum of the numbers in each column will be larger than the total number of people tested.**

Reporting lab	Inconclusive	Negative	Positive	Percent positive	Total
MEDEXPRESS URGENT CARE - ANDERSON		3			3
CVS IL2798POCT CHICAGO		1	2	67%	3
PICHARDO CLINIC, THE		1	2	67%	3
EMERALD TRACE		3			3
BAPTIST OUTPATIENT SERVICES			3	100%	3
CVS SC5471POCT LEXINGTON		2	1	33%	3
GROVES CENTER			3	100%	3
TIFT REGIONAL HLTH SYSTEM, INC DBA SOU		3			3
SOUTH LAKE FAMILY HEALTH CENTER			3	100%	3
St. Josephs Hospital		1	2	67%	3
FRESENIUS KIDNEY CARE			3	100%	3
CLINICAL CARE ASSOCIATES, INC			3	100%	3
Bainbridge Health and Rehab		3			3
ALABAMA DEPT PUBLIC HEALTH			3	100%	3
NEMOURS CHILDRENS PRIMARY CARE MAITLAND			3	100%	3
BETHESDA HOSPITAL EAST BLOOD GAS LAB			3	100%	3
COMMUNITY HEALTH CENTERS INC			3	100%	3
JOJAN PHARMA INC		3			3
APEX CLINICAL LABORATORIES INC		3			3
NOVA SOUTHEASTERN UNIVERSITY		2	1	33%	3
DOCTORS OFFICE OF NEW JERSEY		3			3
YATES COUNTY PUBLIC HEALTH		3			3
DOUGLASVILLE NURSING AND REHABILITATIO		3			3
MAYO		1	2	67%	3
CVS CT288POCT BRISTOL		2	1	33%	3
FULGENT GENETICS HOUSTON		3			3
CELEBRATION PRIMARY CARE ASSOCIATES LLC		3			3
LOCH HAVEN PEDIATRICS			3	100%	3
IOWA DEPARTMENT OF PUBLIC HEALTH			3	100%	3
OHIO HEALTH DOCTORS HOSPITAL			3	100%	3
CVS TX8322POCT AUSTIN		3			3
CORMEUM LAB SERVICES, LLC			3	100%	3
FALLSBURG CHAI		3			3
PARRISH MEDICAL CENTER-WAIVED TESTING		3			3
HIALEAH SHORES NURSING AND		2	1	33%	3
CAMPAZZI CONCIERGE MEDICAL SERVICES		2	1	33%	3
NORTH DAKOTA DEPT OF HEALTH MICROBIOLOGY		1	2	67%	3
TUFTS MEDICAL CENTER			3	100%	3
MINUTECLINIC, LLC #07876		2	1	33%	3
MISSISSIPPI CARE CENTER OF DEKALB LLC		3			3
BNC Medical Investors, LLC Berrien Nursing & Rehabilitation Center		3			3
PIEDMONT FAYETTE HOSPITAL		2	1	33%	3
BLACKWATER RIVER			3	100%	3
FLORIDA HOSPITAL PHYSICIANS GROUP		1	2	67%	3
ST. PETERSBURG PEDIATRICS- 38TH AVENUE			3	100%	3
CVS GA5622POCT DALLAS		2	1	33%	3

COVID-19: testing by laboratory

Data through Apr 1, 2021 verified as of Apr 2, 2021 at 09:25 AM

Data in this report are provisional and subject to change.

The numbers in the table below represent the number of Florida and non-Florida residents for whom test results were received by the Department of Health. A person can be tested by more than one laboratory and can have both positive and negative results. **Therefore, the sum of the numbers in each column will be larger than the total number of people tested.**

Reporting lab	Inconclusive	Negative	Positive	Percent positive	Total
NORTH SHORE HOSP. INFECTION CONTROL			3	100%	3
ADVENT HEALTH - CENTRAL PASCO ER			3	100%	3
TIEHH BIOTERRORISM RESPONSE LAB			3	100%	3
CVS NC2749POCT CONCORD		3			3
LIVINGSTON COUNTY DEPT OF HEALTH REPRO			3	100%	3
MARRA'S PHARMACY		3			3
TARRANT COUNTY PUBLIC HEALTH		3			3
OPENTRONS PRL		2	1	33%	3
CVS IL2297144CV CHICAGO		3			3
OHIO DEPARTMENT OF HEALTH LABORATORY		2	1	33%	3
CLEARWATER		2	1	33%	3
VIRTUA MEMORIAL HOSPITAL BURLINGTON COUNTY		1	2	67%	3
Kroger 093 - The Little Clinic Stapleton		2	1	33%	3
COVENANT PEDIATRICS		1	2	67%	3
ACCESS HEALTH CARE		2	1	33%	3
ORCHID COVE DAYTONA			3	100%	3
PROMPT CARE OF CENTRAL FLORIDA LLC			3	100%	3
MEDIC INFUSION PA		3			3
UHEALTH JACKSON URGENT CARE - CUTLER BAY		1	2	67%	3
WHITE EARTH IHS MAIN LAB		3			3
Fort Gaines Health and Rehab		3			3
MANORCARE NURSING & REHABILITATION CENTER-NAPLES		3			3
MEDEXPRESS URGENT CARE-CLOQUET		3			3
LEE COMMUNITY HEALTHCARE INC DUNBAR		3			3
SOLERA SPECIALTY PHARMACY LLC		2	1	33%	3
CVS MO10151POCT SPRINGFIELD		2	1	33%	3
BASCOM PALMER EYE INSTITUTE			3	100%	3
MINUTECLINIC DIAGNOSTIC OF OHIO #5060		3			3
PANCARE HEALTH - FRANKLIN CO			3	100%	3
INTERNAL MEDICINE AND WOUND CARE SPECIALIST LLC		3			3
NEW YORK STATE DEPARTMENT OF HEALTH		1	2	67%	3
CENTURY LINK SPORTS COMPLEX			3	100%	3
DOCTORS HOSPITAL RENAISSANCE			3	100%	3
FLORIDA GASTROENTEROLOGY ASSOCIATES PA		3			3
PEDIATRICS AND ADOLESCENT MEDICINE		2	1	33%	3
HOUSTON METHODIST HOSPITAL			3	100%	3
ADRIANA M CASTRO MD PA		3			3
CGH MEDICAL CENTER			3	100%	3
ONslow MEMORIAL HOSPITAL LABORATORY		3			3
MINUTECLINIC DIAGNOSTIC OF TEXAS, LLC #7435		2	1	33%	3
CORNERSTONE DRUG AND GIFT INC		3			3
AVANTE INVERNESS		1	2	67%	3
MEDEXPRESS URGENT CARE - NORTH LITTLE		2	1	33%	3
MINUTECLINIC, LLC #05891		2	1	33%	3
EVERGREEN WOODS HEALTH & REHAB CENTER		2	1	33%	3
LEESBURG COMMUNITY HEALTH CENTERS			3	100%	3

COVID-19: testing by laboratory

Data through Apr 1, 2021 verified as of Apr 2, 2021 at 09:25 AM

Data in this report are provisional and subject to change.

The numbers in the table below represent the number of Florida and non-Florida residents for whom test results were received by the Department of Health. A person can be tested by more than one laboratory and can have both positive and negative results. **Therefore, the sum of the numbers in each column will be larger than the total number of people tested.**

Reporting lab	Inconclusive	Negative	Positive	Percent positive	Total
ALOHA HOME CARE LLC DBA ACCENTCARE HOME HEALTH OF		3			3
AFFORDABLE PRIMARY CARE LLC		3			3
Edward Hines, Jr. VA Hospital		2	1	33%	3
AZALEALAND NURSING HOME		3			3
FIRST CARE - MIDDLESBORO			3	100%	3
MEDEXPRESS URGENT CARE-WILKINS TOWNSHIP, WILLIAM PENN HIGHWAY		3			3
CVS PA2688POCT COLLEGEVILLE		3			3
CCRX OF NORTH CAROLINA, LLC		2	1	33%	3
BROOKDALE LAKE MARY			3	100%	3
UNIVERSITY HEALTH SERVICES RIVER CAMPUS		2	1	33%	3
AMI ST FRANCIS HOSPITAL LABORATORY		2	1	33%	3
Englewood Health and Rehab			3	100%	3
YORK HOSPITAL - LABORATORY			3	100%	3
SPARROW CENTRAL LAB			3	100%	3
MEDEXPRESS URGENT CARE, HERMITAGE		1	2	67%	3
COASTAL SKIN SURGERY AND DERMATOLOGY PL		3			3
EXETER HOSPITAL		3			3
Broadview Multi-Care Center		3			3
WALGREENS NO 19542		3			3
IMMERSION RESIDENTIAL LLC			3	100%	3
CVS IL8753POCT CHICAGO		3			3
NORTH NAPLES HOSPITAL RESPIRATORY THERAPY DEPARTMENT			3	100%	3
PREMIER CLINICAL RESEARCH INSTITUTE INC			3	100%	3
CVS PA7132POCT THORNDALE		3			3
NEMOURS CHILDRENS PRIMARY CARE HORIZON WEST			3	100%	3
LEVY COUNTY DEPT. OF PUBLIC SAFETY		1	2	67%	3
RAPID CITY RUGENT CARE			3	100%	3
ADVICE FOR OPTIMAL WELLNESS, INC			3	100%	3
GREATER MOBILE URGENT CARE - SPRINGHILL			3	100%	3
ALLIANCE LABS @LRMC			3	100%	3
SOUTH BAY CORRECTIONAL FACILITY			3	100%	3
FLAGLER FAMILY MEDICINE PA			3	100%	3
JUPITER INTERNAL MEDICINE AND ASSOCIATES			3	100%	3
ESCO DRUG CO INC		3			3
FOUR WINDS BEHAVIORAL HEALTH		3			3
FELICIDAD MEDICAL CENTER INC			3	100%	3
Rosedale Green		3			3
TAMPA INTERNATIONAL AIRPORT			3	100%	3
BAPTIST PRIMARY CARE, INC.		2	1	33%	3
FLORIDA MENTOR-POINT WEST CLUSTER		3			3
LEGACY ER AND URGENT CARE			3	100%	3
SOFTLAB			3	100%	3
MURFREESBORO MEDICAL CLINIC		3			3
HARBORCHASE OF STUART			3	100%	3
GREENTREE MEDICAL CENTER			3	100%	3
SIGNATURE CARE PFLUGERVILLE			3	100%	3

COVID-19: testing by laboratory

Data through Apr 1, 2021 verified as of Apr 2, 2021 at 09:25 AM

Data in this report are provisional and subject to change.

The numbers in the table below represent the number of Florida and non-Florida residents for whom test results were received by the Department of Health. A person can be tested by more than one laboratory and can have both positive and negative results. **Therefore, the sum of the numbers in each column will be larger than the total number of people tested.**

Reporting lab	Inconclusive	Negative	Positive	Percent positive	Total
EXPEDIAN URGENT CARE			3	100%	3
NEBRASKA DEPARTMENT OF HEALTH AND HUMAN SERVICES			3	100%	3
CVS M05727POCT PLATTE CITY		3			3
Kroger 627 - The Little Clinic Castleberry		2	1	33%	3
MANATEE URGENT CARE LLC			3	100%	3
DEPARTMENT OF HEALTH AND ENVIRONMENTAL CONTROL			3	100%	3
MT CARMEL PHARMACY INC		3			3
DELAWARE PUBLIC HEALTH LABORATORY		1	2	67%	3
CABELL HUNTINGTON HOSPITAL CLINICAL LAB			3	100%	3
HELIX LW UC		1	2	67%	3
NYC PUBLIC HEALTH LABS			3	100%	3
ANN STORCK CENTER INC		3			3
COVANCE CLS			3	100%	3
ADVANCED HEART CARE OF SOUTH FLORIDA		3			3
CVS PA4000POCT INDIANA		3			3
COVID PROCESSING SITE			3	100%	3
MEDEXPRESS URGENT CARE-CHIPPEWA		2	1	33%	3
CVS NJ837POCT MARLTON		3			3
ACL LABORATORIES INDUSTRIAL TOXICOLOGY			3	100%	3
NON-US			3	100%	3
2412 LEBANON PIKE		2	1	33%	3
Wynfield Park Health and Rehabilitation		3			3
MEDICAL CENTER OF CENTRAL GEORGIA			3	100%	3
SOUTH COUNTY MENTAL HEALTH CENTER INC			3	100%	3
TIFTON CARECONNECT URGENT CARE			3	100%	3
WALGREENS #04311		3			3
CHILDREN'S HEALTHCARE OF ATLANTA AT EG		3			3
LITTLE SPURS PEDIATRIC URGENT CARE		1	2	67%	3
FREDERICK MEMORIAL HOSPITAL			3	100%	3
SMOKY MOUNTAIN URGENT CARE AND FAMILY MEDICINE CENTER			3	100%	3
NORTHSIDE MEDICAL CENTER		3			3
CVS AZ5026POCT MESA		3			3
ADVENTHEALTH SEBRING- INFECTION CONTROL DEPARTMENT			3	100%	3
Kroger 571 - The Little Clinic Hendersonville		1	2	67%	3
CVS MINUTE CLINIC DIAGNOSTIC MED GRP		3			3
ST LUKES HOSPITAL LABORATORY		2	1	33%	3
BAYSIDE URGENT CARE CENTER INC			3	100%	3
CUMBERLAND MEDICAL CENTER INC		3			3
CVS TX5807POCT PEARLAND		3			3
Kennedy University Hospital -Wash Twp L		3			3
FLORIDA HOSPITAL LABORATORIES		3			3
MI Nursing Restorative Center		2			2
AMERICAN RESEARCH CENTERS OF FLORIDA			2	100%	2
ADVENTHEALTH MEDICAL GROUP FAMILY AND INTERNAL		1	1	50%	2
PHOEBE BERKS HEALTH CARE CENTER		2			2
ST LUKES HOSPITAL			2	100%	2

COVID-19: testing by laboratory

Data through Apr 1, 2021 verified as of Apr 2, 2021 at 09:25 AM

Data in this report are provisional and subject to change.

The numbers in the table below represent the number of Florida and non-Florida residents for whom test results were received by the Department of Health. A person can be tested by more than one laboratory and can have both positive and negative results. **Therefore, the sum of the numbers in each column will be larger than the total number of people tested.**

Reporting lab	Inconclusive	Negative	Positive	Percent positive	Total
MINERS COLFAX MEDICAL CENTER		2			2
CVS MA1179POCT HUDSON		1	1	50%	2
ALL 4 KIDZ PEDIATRICS		2			2
MARYWOOD NURSING CARE CENTER		2			2
HOCHBERG LOWER SCHOOL		2			2
MEDEXPRESS URGENT CARE - LAWRENCE		2			2
OCALA REGIONAL KIDNEY CENTER-WEST			2	100%	2
MARCO ISLAND MEDICAL CENTER			2	100%	2
CVS TX19POCT SPRING		2			2
CVS OH5457POCT POWELL		2			2
NEMOURS CHILDREN'S PRIMARY CARE THE VILLAGES		2			2
Manorcare Health Services West Reading North		2			2
Kroger 777 - The Little Clinic Shelbyville		1	1	50%	2
MAGNOLIA MANOR OF COLUMBUS		2			2
CVS CA9823POCT SACRAMENTO		2			2
RAPID MEDLAB (002MO)		2			2
INSPIRE HEALTHCARE CENTER			2	100%	2
CARE NOW DENTON			2	100%	2
ORLANDO COVID TEST , LLC		1	1	50%	2
WASHINGTON STATE DEPARTMENT OF HEALTH PUBLIC HEALTH LABORATORIES			2	100%	2
SOMA MEDICAL CENTER P.A. #4			2	100%	2
Henry County Health and Rehabilitation		2			2
MASSACHUSETTS DEPARTMENT OF HEALTH			2	100%	2
FLORIDA MEDICAL ASSOCIATES		2			2
Bedford Care Center of Hattiesburg		2			2
MAWD PATHOLOGY GROUP			2	100%	2
FLORIDA MEDICAL CLINIC CARDIOLOGY-ZH			2	100%	2
NORTHSIDE FAMILY MEDICINE AND URGENT CARE (CUMMING)		2			2
ARCPPOINTLABS OF VIRGINIA BEACH		1	1	50%	2
UPS			2	100%	2
Durham VAMC		2			2
BAY CORRECTIONAL AND REHABILITATION FACILITY			2	100%	2
SENECA HEALTH CARE CENTER		2			2
PUBLIX PHARMACY #1048		2			2
UWMC MONTLAKE DEPT OF LAB MED			2	100%	2
MONICE DR.			2	100%	2
MEMORIAL HOSPITAL OF CARBONDALE			2	100%	2
PROFESSIONAL DIALYSIS CENTER			2	100%	2
Cottage of the Shoals		2			2
RAPID URGENT CARE - ALBANY			2	100%	2
CVS TX7603POCT SAGINAW		2			2
STARR CITY OF ROMA COMMUNITY CENTER			2	100%	2
SYNEOS HEALTH			2	100%	2
FLORIDA MEDICAL CLINIC IM LUTz			2	100%	2
NORTHWEST MEDICAL CENTER LABORATORY		2			2
MOUNT SINAI MEDICAL CENTER OF FLORIDA, INC			2	100%	2

COVID-19: testing by laboratory

Data through Apr 1, 2021 verified as of Apr 2, 2021 at 09:25 AM

Data in this report are provisional and subject to change.

The numbers in the table below represent the number of Florida and non-Florida residents for whom test results were received by the Department of Health. A person can be tested by more than one laboratory and can have both positive and negative results. **Therefore, the sum of the numbers in each column will be larger than the total number of people tested.**

Reporting lab	Inconclusive	Negative	Positive	Percent positive	Total
IN & OUT URGENT CARE METAIRIE			2	100%	2
CVS NH1004POCT SALEM		1	1	50%	2
CARE 365			2	100%	2
MINUTECLINIC DIAGNOSTIC OF NEVADA-9586		1	1	50%	2
CONWAY MEDICAL CENTER			2	100%	2
SOUTHCARE PHARMACY INC			2	100%	2
DALLAS MEDICAL CENTER			2	100%	2
Oakmont of Katy Nursing and Rehabilitation		2			2
CARESPOT URGENT CARE		1	1	50%	2
GALEN BAYLOR EXTENSION		2			2
ORLANDO LUTHERAN TOWERS		1	1	50%	2
RIDGEFIELD PEDIATRIC ASSOCIATES		2			2
RIVER CITY MEDICAL ASSOCIATES, INC			2	100%	2
Colonial Manor Nursing and Rehabilitation Center		2			2
MEDEXPRESS URGENT CARE - ROSS TOWNSHIP		2			2
HEALTH & REHAB CTR AT DOLPHINS VIEW, THE			2	100%	2
HERNANDO CHILDREN'S			2	100%	2
WEAKLEY COUNTY REHAB AND NURSING CENTER		2			2
CVS MA41POCT TAUNTON		2			2
MARLBORO URGENT CARE		2			2
MEDICAL ASSOCIATES OF BREVARD DR S VYAS			2	100%	2
IN AND OUT URGENT CARE			2	100%	2
JEFFERSON WASHINGTON TOWNSHIP HOSPITAL		2			2
Kroger 412 - The Little Clinic Oxford		2			2
LONG, SARAH		1	1	50%	2
HAPPY KIDZ PEDIATRICS PL		1	1	50%	2
EASTSIDE MEDICAL CENTER		2			2
Michael J Crescenzo VA Outpatient Dialysis Center		2			2
CVS IN6608POCT NEW PALESTINE			2	100%	2
PM PEDIATRICS OF BAYSIDE PLLC - BELLER		2			2
NAVAL MEDICAL CENTER			2	100%	2
BIOMAT USA			2	100%	2
WATERS PEDIATRIC CENTER			2	100%	2
MIDWAY PRIMARY CARE LLC		2			2
MEDEXPRESS URGENT CARE-BLOOMFIELD AVEN		2			2
ROCKEFELLER UNIVERSITY CLINICAL GENOMICS LABORATOR		2			2
MEDEXPRESS URGENT CARE - LINCOLN VILLA		2			2
VALLEY BAPTIST MEDICAL CENTER: BROWNSVILLE			2	100%	2
Kroger 096 - The Little Clinic Orchard and Holly		2			2
CVS IL7017POCT BLOOMINGTON		2			2
Kroger 127 - The Little Clinic Lakewood-Alameda		2			2
CVS OH3980POCT KENT		2			2
BAPTIST HOSPITAL PRIMARY CARE GULF BREEZE			2	100%	2
LAKE BALDWIN			2	100%	2
Alden Terrace of McHenry			2	100%	2
RURAL/METRO MIDSOUTH,		2			2

COVID-19: testing by laboratory

Data through Apr 1, 2021 verified as of Apr 2, 2021 at 09:25 AM

Data in this report are provisional and subject to change.

The numbers in the table below represent the number of Florida and non-Florida residents for whom test results were received by the Department of Health. A person can be tested by more than one laboratory and can have both positive and negative results. **Therefore, the sum of the numbers in each column will be larger than the total number of people tested.**

Reporting lab	Inconclusive	Negative	Positive	Percent positive	Total
Mount Olivet Careview Home		2			2
MEDEXPRESS URGENT CARE - MARTINSVILLE		2			2
Kroger 477 - The Little Clinic Fort Mitchell		2			2
MEDICAL ASSOCIATES OF BREVARD LLC		1	1	50%	2
CSS- TWELVE OAKS			2	100%	2
COUNTRY COTTAGE		2			2
BMC/JACSONVILLE		1	1	50%	2
Iowa Veterans Home		2			2
VA Greater LA HCS-Santa Maria OPC			2	100%	2
CVS MO5724POCT KANSAS CITY		2			2
MEDSTAR HARBOR HOSPITAL			2	100%	2
Essex Center for Rehabilitation and Healthcare		2			2
POINT OF CARE PRIVATE HEALTH MANAGEMENT			2	100%	2
INA		1	1	50%	2
MANASOTA PEDIATRICS			2	100%	2
MINUTE CLINIC DIAGNOSTIC OF KANSAS PA		2			2
MAJESTIC GUARDIANS			2	100%	2
GASTROENTEROLOGY ASSOCIATES			2	100%	2
HANOVER ENDOSCOPY CENTER		2			2
MEDEXPRESS URGENT CARE - WOODBURY			2	100%	2
Mitchell Hollingsworth Nursing and Rehab		2			2
MEDEXPRESS URGENT CARE - SPRINGFIELD, COOLEY ST		2			2
Kroger 667 - The Little Clinic Litchfield Park		2			2
WALGREENS #13605		2			2
MEASE COUNTRYSIDE HOSPITAL CARDIAC REH			2	100%	2
PREMIER MEDICAL LABORATORY			2	100%	2
Robert Cranfield			2	100%	2
EASTERN NEW MEXICO UNIVERSITY STUDENT		2			2
MEMORIAL HOSPITAL WEST			2	100%	2
FIRST PREVENTION AND DIALYSIS CENTER LLC			2	100%	2
THE RIM URGENT CARE			2	100%	2
ASCENSION ST MICHAEL'S HOSPITAL LAB		1	1	50%	2
PRIMARY CARE SERVICES AT EDGEWATER		2			2
BAPTIST HEALTH LEXINGTON			2	100%	2
ALVERNO CLINICAL LABORATORIES			2	100%	2
LOWELL GENERAL HOSPITAL			2	100%	2
NORTON IMMEDIATE CARE CENTER - PRESTON			2	100%	2
ADVENTHEALTH CENTRA CARE POINCIANA			2	100%	2
HUMILITY OF MARY HEALTH PARTNERS			2	100%	2
CORE OCCUPATIONAL RESOURCES, LLC			2	100%	2
SACRED HEART HOSPITAL ON THE EMERALD			2	100%	2
BAYCARE OUTREACH LAB WH SOUTH			2	100%	2
LACORP		1	1	50%	2
ILLINOIS DEPT OF PUBLIC HEALTH LABS			2	100%	2
Eagle Health and Rehabilitation		2			2
CDK LIBERTY ENTERPRISES, LLC		2			2

COVID-19: testing by laboratory

Data through Apr 1, 2021 verified as of Apr 2, 2021 at 09:25 AM

Data in this report are provisional and subject to change.

The numbers in the table below represent the number of Florida and non-Florida residents for whom test results were received by the Department of Health. A person can be tested by more than one laboratory and can have both positive and negative results. **Therefore, the sum of the numbers in each column will be larger than the total number of people tested.**

Reporting lab	Inconclusive	Negative	Positive	Percent positive	Total
EMORY CRAWFORD LONG HOSPITAL			2	100%	2
BAYCARE OUTREACH LAB			2	100%	2
AMERICAN MEDICAL LABORATORIES			2	100%	2
CVS MA920POCT CLINTON		2			2
University Plaza Rehabilitation and Nursing			2	100%	2
COLONIAL VILLA GOOD SAMARITAN CENTER		2			2
Jacob's Creek Nursing and Rehabilitation Center		2			2
REGIONS HOSPITAL LABORATORY			2	100%	2
CVS TX7151POCT HUMBLE		2			2
EXPRESS CARE OF THE SHOALS		1	1	50%	2
ALL PEDIATRIC CARE PA			2	100%	2
WALGREENS #15495		1	1	50%	2
THOMASVILLE REGIONAL MEDICAL CENTER		2			2
MINUTECLINIC DIAGNOSTIC OF KANSAS, PC		2			2
VITAL CARE CLINIC, LLC			2	100%	2
HAMILTON CHD		2			2
PPD CLINICAL RESEARCH UNIT			2	100%	2
CVS MA217POCT TEWKSBURY		2			2
FLORIDA MENTOR FAULKNER GROUP HOME			2	100%	2
RENE F CEDENO DMD PA		2			2
Jersey City Medical Center		2			2
STARR COUNTY MEMORIAL HOSPITAL			2	100%	2
GIGI WOOD DAVIS DO-FAMILY MEDICINE		2			2
GOLISANO PEDIATRICS PORT CHARLOTTE HARBOR		2			2
WALGREENS NO 10512		1	1	50%	2
ANNE ARUNDEL MEDICAL CENTER			2	100%	2
OAKMONT WEST- GREENVILLE SC		2			2
MID-FLORIDA HEMATOLOGY AND ONCOLOGY CENTERS		2			2
STANFORD HEALTH CARE ANATOMIC PATHOLOGY & CLINICAL LAB			2	100%	2
Delaware Court Healthcare Center		2			2
LABCORP OF AMERICA HOLDINGS		1	1	50%	2
CAREWELL JW - WORCESTER LNC			2	100%	2
EASTSIDE SPORTS COMPLEX			2	100%	2
PALMS OF FT MYERS,THE			2	100%	2
BROOKS -TLC HOSPITAL SYSTEM			2	100%	2
CVS OH4301POCT NORTHFIELD		2			2
BAPTIST HOSPITAL OF MIAMI MCI BROWARD LABORATORY			2	100%	2
METHODIST MANSFIELD MEDICAL CENTER			2	100%	2
CLEAR LAKE REGIONAL MEDICAL CENTER			2	100%	2
PHYSICIANS LABORATORY SERVICES			2	100%	2
Timber Ridge Health Care Center			2	100%	2
HCR MANOR CARE SERVICES OF FLORIDA III INC		2			2
FLORIDA SCHOOL FOR THE DEAF & BLIND			2	100%	2
Life Care Center of Elyria		2			2
MINUTECLINIC DIAG OF IND, LLC #4368		2			2
MEDEXPRESS URGENT CARE - WICHITA, N MAIZE RD		1	1	50%	2

COVID-19: testing by laboratory

Data through Apr 1, 2021 verified as of Apr 2, 2021 at 09:25 AM

Data in this report are provisional and subject to change.

The numbers in the table below represent the number of Florida and non-Florida residents for whom test results were received by the Department of Health. A person can be tested by more than one laboratory and can have both positive and negative results. **Therefore, the sum of the numbers in each column will be larger than the total number of people tested.**

Reporting lab	Inconclusive	Negative	Positive	Percent positive	Total
SUNSHINE PHARMACY		2			2
INTERNAL MEDICINE SPECIALISTS MEDICAL GROUP, PA		2			2
CARENOW LENEXA			2	100%	2
DOCTOR'S IN-HOUSE LAB/COMMUNITY HEALTH CENTERS OF PINELLAS - JOHNNIE R			2	100%	2
DEVLAB, LLC			2	100%	2
Kroger 101 - The Little Clinic Hill Top		2			2
PEDIATRIC HEALTH CARE		1	1	50%	2
NEIGHBORCARE PHARMACY SERVICES		2			2
LABRADOR PRIMARY CARE CENTER			2	100%	2
SUNNYSIDE MANOR		2			2
NIAGARA APOTHECARY INC		2			2
TRINITY DIALYSIS			2	100%	2
RAINY LAKE MEDICAL CENTER			2	100%	2
RICHICHI FAMILY HEALTH			2	100%	2
OLYMPUS HEALTH AND PERFORMANCE			2	100%	2
AFC PHYSICIANS OF FLORIDA, PA			2	100%	2
Kroger 686 - The Little Clinic Farragut		2			2
SHERIDAN AT HOBE SOUND, THE			2	100%	2
TWIN LAKES REHAB & HEALTHCARE		2			2
BUCKINGHAM PAVILION INC		2			2
CVS SC7567POCT BOILING SPRINGS		1	1	50%	2
Workmens Circle Multicare Center		2			2
Kroger 550 - The Little Clinic Bellevue		2			2
LEHIGH MEDICAL AND RESEARCH CENTER, INC			2	100%	2
ALLEGHENY GENERAL HOSPITAL			2	100%	2
THE WINDSOR ORTEGA		2			2
TENNESSEE DEPARTMENT OF HEALTH (TDH) - REGIONAL LABORATORY			2	100%	2
REHOBOTH MCKINLEY CHRISTIAN HOSPITAL		2			2
SUNCOAST BLOOD BANK			2	100%	2
PRONTO URGENT CARE			2	100%	2
ST JOHN'S RIVERSIDE HOSPITAL		2			2
UNIVERSITY COMMUNITY HEALTH SERVICES		1	1	50%	2
BLUEWATER TOXICOLOGY			2	100%	2
THE CLUB AT BOYNTON BEACH, LLC			2	100%	2
Wetumpka Health and Rehab, LLC		2			2
Van Wert Manor		2			2
LAB CORP OF AMER SAN DIEGO			2	100%	2
CVS CT750POCT ENFIELD		2			2
Good Samaritan Society Waukon		2			2
OSF ST JOSEPH MEDICAL CENTER			2	100%	2
Englewood Health Care Center		2			2
CVS NV5286POCT HENDERSON		2			2
CVS IL2788POCT BUFFALO GROVE		2			2
COMPLETE HEALTH MEDICAL CENTER			2	100%	2
MEDPOST - NORTH DALLAS			2	100%	2
ADVENT HEALTH - OWASA			2	100%	2

COVID-19: testing by laboratory

Data through Apr 1, 2021 verified as of Apr 2, 2021 at 09:25 AM

Data in this report are provisional and subject to change.

The numbers in the table below represent the number of Florida and non-Florida residents for whom test results were received by the Department of Health. A person can be tested by more than one laboratory and can have both positive and negative results. **Therefore, the sum of the numbers in each column will be larger than the total number of people tested.**

Reporting lab	Inconclusive	Negative	Positive	Percent positive	Total
NEW YORK CITY CENTRAL COVID			2	100%	2
ORMOND BEACH URGENT CARE			2	100%	2
DEER'S HEAD CENTER		2			2
BEAUFORT MEMORIAL			2	100%	2
EASTLAKE MEDICAL CENTER		2			2
DALLAS BAPTIST UNIVERSITY - HEALTH SERVICES			2	100%	2
AFC/DOCTORS EXPRESS NORTH BERGEN		2			2
MOBILE HEALTH LABS LLC			2	100%	2
C19 LABS			2	100%	2
ATLAS GENOMICS			2	100%	2
UMHC HOLLYWOOD LABORATORY			2	100%	2
GENETIC ASSAYS INC			2	100%	2
Walgreens #9278		2			2
LEGACY LABORATORY SERVICES			2	100%	2
IP BOISE 1		1	1	50%	2
DRR JMC URGENT CARE DONALD ROSS			2	100%	2
PENINSULA REGIONAL MED CTR LAB			2	100%	2
ANDERSON COUNTY HOSPITAL			2	100%	2
SOUTH DAKOTA DEPARTMENT OF HEALTH		2			2
Kroger 619 - The Little Clinic Hendersonville Indian Lake		2			2
WALGREENS #3811			2	100%	2
Kroger 409 - The Little Clinic Hebron Marketplace		1	1	50%	2
BERNHARDT LABORATORIES INC			2	100%	2
CVS OH4327POCT PAINESVILLE		2			2
VOLUNTEERS OF AMERICA OF FLORIDA			2	100%	2
PM PEDIATRICS OF BAYSIDE PLLC - HOPEWELL JUNCTION		2			2
ST. VINCENT HOSPITAL			2	100%	2
FLAGLER PROFESSIONAL HEALTH CAE SERVICES INC		2			2
FKC AMELIA ISLAND DIALYSIS			2	100%	2
REELFOOT FAMILY WALK IN CLINIC - TIPT		2			2
THE CENTER FOR DISCOVERY		2			2
HAILE MEDICAL GROUP PA		2			2
JBSA-SAM HOUSTON			2	100%	2
THE DOCTOR'S OFFICE OF WEST CALDWELL		2			2
BLACKBAG DIGITAL HEALTH LLC		2			2
CVS NM7242POCT ALBUQUERQUE		2			2
MEDEXPRESS URGENT CARE - CONWAY		2			2
CVS AZ7075POCT CHANDLER		2			2
THE EDGEWATER AND WATERMAN VILLAGE			2	100%	2
WELLNESS MEDICAL CLINIC			2	100%	2
TEXAS HEALTH CARE			2	100%	2
Kings County Hospital Center			2	100%	2
MISSION HOSPITAL REGIONAL MEDICAL CENTER			2	100%	2
BENEVA LAKES ASSISTED LIVING CENTER			2	100%	2
BAPTIST HEALTHCARE - LAKEVIEW CENTER INC		2			2
WESTMINSTER SUNCOAST			2	100%	2

COVID-19: testing by laboratory

Data through Apr 1, 2021 verified as of Apr 2, 2021 at 09:25 AM

Data in this report are provisional and subject to change.

The numbers in the table below represent the number of Florida and non-Florida residents for whom test results were received by the Department of Health. A person can be tested by more than one laboratory and can have both positive and negative results. **Therefore, the sum of the numbers in each column will be larger than the total number of people tested.**

Reporting lab	Inconclusive	Negative	Positive	Percent positive	Total
A G RHODES HOME AT WESLEY WOODS		2			2
BAYSHORE MEDICAL CENTER			2	100%	2
MEMORIAL HOSPITAL OF TAMPA			2	100%	2
THE FOUNTAIN AT BOCA CIEGA BAY		2			2
STUDENT HEALTH SERVICES			2	100%	2
CVS NV8784POCT LAS VEGAS		1	1	50%	2
CVS KY2332POCT GEORGETOWN		1	1	50%	2
107TH PLACE GROUP HOME		2			2
INTERNAL MEDICINE ASSOCIATES-DUNELLON			2	100%	2
BROOKSVILLE DIALYSIS			2	100%	2
CVS HEALTH, #5962		2			2
Kroger 519 - The Little Clinic Georgesville Square		2			2
TMH EC NORTHEAST LABORATORY			2	100%	2
GOLDSTEIN			2	100%	2
APC PEDIATRICS			2	100%	2
ASSOCIATES IN UROGYNECOLOGY MD LLC		2			2
NATHAN LITTAUER HOSPITAL LAB		2			2
INTEGRITY CLINICAL RESEARCH CENTER INC		1	1	50%	2
TEQUESTA FAMILY MEDICAL CENTER LLC			2	100%	2
ST ANTHONY COMMUNITY HOSPITAL LAB		1	1	50%	2
STEWART ST ELIZABETH MEDICAL CENTER			2	100%	2
OAKMONT EAST- GREENVILLE SC, LLC		2			2
Advanced Rehabilitation and Healthcare of Wichita Falls		2			2
AMEDISYS HOME HEALTH OF GREENVILLE			2	100%	2
ATLANTIC DIAGNOSTICS			2	100%	2
WELL HEALTH LABS			2	100%	2
PALM CITY NURSING AND REHAB CENTER			2	100%	2
WALGREENS #05477		2			2
SAFE PMC		2			2
EXCEPTIONAL EMERGENCY CENTER - AMARILLO			2	100%	2
CHAPPEL GROUP RESEARCH, THE		2			2
CARTERSVILLE MEDICAL CENTER			2	100%	2
Elba Nursing and Rehabilitation Center, LLC		2			2
CVS NC2559POCT CHARLOTTE		2			2
MEMORIAL HEALTH SYSTEM		1	1	50%	2
MEDEXPRESS URGENT CARE - LINCOLN N 26T		2			2
PARKLAND HEALTH & HOSPITAL			2	100%	2
DNA DIAGNOSTICS CENTER		2			2
DR. G'S URGENT CARE			2	100%	2
CALIFORNIA DIVISION OF COMMUNICABLE DISEASE CONTROL			2	100%	2
ATVIVO LLC		2			2
CROSSTOWN PHARMACY		2			2
WARD MEMORIAL HOSPITAL		2			2
MAURY REGIONAL MEDICAL CENTER		2			2
NLC LABS			2	100%	2
ADVANTA ANALYTICAL LABORATORIES			2	100%	2

COVID-19: testing by laboratory

Data through Apr 1, 2021 verified as of Apr 2, 2021 at 09:25 AM

Data in this report are provisional and subject to change.

The numbers in the table below represent the number of Florida and non-Florida residents for whom test results were received by the Department of Health. A person can be tested by more than one laboratory and can have both positive and negative results. **Therefore, the sum of the numbers in each column will be larger than the total number of people tested.**

Reporting lab	Inconclusive	Negative	Positive	Percent positive	Total
PRECIDENT FLORIDA		2			2
MEDEXPRESS URGENT CARE - SPRINGDALE, S 40TH STREET		2			2
PEACE RIVER MEDICAL CENTER		2			2
CONCENTRA - ORLANDO SOUTH II		2			2
MORRISTOWN MEMORIAL HOSPITAL		2			2
Kroger 687 - The Little Clinic Sugar Hill		1	1	50%	2
JACKSON LABORATORY OF GENOMIC MEDICINE		2			2
METROHEALTH SYSTEM			2	100%	2
STUART SURGERY CENTER, LLC			2	100%	2
KJ MEDICAL PRACTICE PC		2			2
Greystone Nursing and Rehab, LLC			2	100%	2
ManorCare Rehab Center of Marietta		2			2
VELOCITY URGENT CARE			2	100%	2
MEMORIAL SLOAN KETTERING CANCER CENTER		1	1	50%	2
MEDEXPRESS URGENT CARE - RUNNEMEDE		1	1	50%	2
DUKE HEALTH REGIONAL HOSPITAL			2	100%	2
MEDEXPRESS URGENT CARE-SALINA, S 9TH ST		2			2
AHC Forest cove		2			2
WALGREENS #06583		2			2
SPRING HILL REGIONAL HOSPITAL			2	100%	2
PT&J REHAB LLC		1	1	50%	2
SALEM VAMC		2			2
PRIMACARE MEDICAL LAKEWOOD			2	100%	2
PRIMARY HEALTH CARE ASSOCIATES INC			2	100%	2
Birchaven		2			2
Holiday Retirement Home			2	100%	2
Green Mountain Nursing and Rehabilitation		2			2
MERCY HEALTH LAB		1	1	50%	2
SOMA MEDICAL CENTER PA #3 GREENACRES			2	100%	2
INTEAM HEALTH, INC.			2	100%	2
MEDEXPRESS URGENT CARE - DERBY N ROCK		2			2
LIFT HEALTH		2			2
DUBOIS CONTINUUM OF CARE COMMUNITY INC		2			2
PM PEDIATRICS OF SELDEN, PLLC		2			2
FLORIDA MEDICAL CENTER OF CLEARWATER		2			2
BRANDYWYNE HEALTH CARE CENTER			2	100%	2
MEDEXPRESS URGENT CARE, HANOVER		2			2
SMITH NORTHVIEW HOSPITAL LAB			2	100%	2
NEW GEN LABS			2	100%	2
LAWRENCE GENERAL HOSPITAL			2	100%	2
PUBLIC HEALTH LABORATORY	1		1	50%	2
GULF COAST REGIONAL MEDICAL CARE		2			2
Macon Valley Nursing and Rehabilitation Center		2			2
TALLAHASSEE MEMORIAL HEALTHCARE FAMILY MED RESIDENCY			2	100%	2
CHI MEMORIAL PRIMARY CARE ASSOCIATES-A		2			2
NORTHSIDE FAMILY MEDICINE AND URGENT CARE (EAST COBB)		2			2

COVID-19: testing by laboratory

Data through Apr 1, 2021 verified as of Apr 2, 2021 at 09:25 AM

Data in this report are provisional and subject to change.

The numbers in the table below represent the number of Florida and non-Florida residents for whom test results were received by the Department of Health. A person can be tested by more than one laboratory and can have both positive and negative results. **Therefore, the sum of the numbers in each column will be larger than the total number of people tested.**

Reporting lab	Inconclusive	Negative	Positive	Percent positive	Total
MCGUFFEY HEALTH CARE CENTER INC		2			2
INTERMOUNTAIN MEDICAL CENTER			2	100%	2
MINUTECLINIC DIAG OF IND, LLC #6908		2			2
PALM COAST DIALYSIS		2			2
MEDEXPRESS URGENT CARE - WEXFORD		2			2
INTEGRATED REGIONAL LABS			2	100%	2
Camellia Gardens		2			2
Overton Brooks VAMC		2			2
ESCANDON DIAGNOSTIC CLINIC			2	100%	2
MEDEXPRESS URGEN CARE - EAST BRUNSWICK		2			2
DOWN HOME MEDICAL			2	100%	2
PARKRIDGE MEDICAL CENTER			2	100%	2
VAULT MEDICAL SERVICES		1	1	50%	2
MINUTECLINIC DIAGNOSTIC PA #7110		2			2
NEMOURS CHILDREN'S URGENT CARE LAKE NONA			2	100%	2
WAKULLA URGENT CARE & DIAGNOSTIC			2	100%	2
CVS AZ5892POCT LAVEEN		2			2
FRASER MEMORIAL HOSPITAL		1	1	50%	2
UC CORAL GABLES			2	100%	2
APPLECARE VALDOSTA			2	100%	2
CITY OF NEW YORK DEPARTMENT OF HEALTH			2	100%	2
SOUTHEASTERN INSTITUTE OF RESTORATIVE MEDICINE		1	1	50%	2
CLEVELAND CLINIC IMAGING			2	100%	2
BIOHEALTH MEDICAL LAB INC			2	100%	2
MINUTECLINIC DIAG OF IND, LLC #6250		2			2
OSF SAINT FRANCIS MEDICAL CENTER			2	100%	2
GOOD SAMARITAN HOSPITAL		1	1	50%	2
EASTERN NIAGARA HOSPITAL		2			2
SIMPLY HEALTHCARE AND WELLNESS CLINIC, PC			2	100%	2
ST JOSEPH'S HOSPITAL INC			2	100%	2
HAMILTON COUNTY HEALTH DEPARTMENT		2			2
FLORIDA COMMUNITY HEALTH CENTERS, INC.			2	100%	2
CVS PA10825POCT PLYMOUTH MEETING		2			2
JUST BELIEVE RECOVERY CENTER			2	100%	2
Sevierville Health and Rehabilitation		2			2
NEBRASKA MEDICAL CENTER			2	100%	2
PruittHealth Lakehaven		2			2
SANFORD REGIONAL HOSPITAL WORTHINGTON		2			2
SANITAS LAUDERDALE LAKES			2	100%	2
ACN PHYSICIANS GROUP CORP			2	100%	2
COOK HOSPITAL AND CARE CENTER		1	1	50%	2
POMONA VALLEY COMMUNITY HOSPITAL			2	100%	2
ST JOSEPHS HOSPITAL PATHOLOGY LAB		2			2
MC MEDICAL			2	100%	2
NORTHWELL HEALTH			2	100%	2
CVS NJ1927POCT GREEN BROOK		2			2

COVID-19: testing by laboratory

Data through Apr 1, 2021 verified as of Apr 2, 2021 at 09:25 AM

Data in this report are provisional and subject to change.

The numbers in the table below represent the number of Florida and non-Florida residents for whom test results were received by the Department of Health. A person can be tested by more than one laboratory and can have both positive and negative results. **Therefore, the sum of the numbers in each column will be larger than the total number of people tested.**

Reporting lab	Inconclusive	Negative	Positive	Percent positive	Total
CVS IN6555POCT BROWNSBURG		2			2
Kroger 400 - The Little Clinic Hartley Bridge Rd		1	1	50%	2
PROSPECT URGENT CARE			2	100%	2
THE HOSPITAL OF PROVIDENCE EMERGENCY ROOM			2	100%	2
CENTRAL ARKANSAS VETERANS HEALTHCARE SYSTEM - VETERANS AFFAIRS			2	100%	2
WILSON MEMORIAL HOSPITAL			2	100%	2
MEDICAL CENTER LABORATORY			2	100%	2
HOME ACCESS HEALTH			2	100%	2
AL MANI HEALTH INSTUTUTE		2			2
MEDEXPRESS URGENT CARE - EWING		2			2
STAGES OF LIFE MEDICAL INSTITUTE			2	100%	2
ATHENA CARE RESOURCES LLC		2			2
MEMORIAL HERMANN HOSPITAL			2	100%	2
EXCEL URGENT CARE OF PARAMUS LLC		2			2
JUPITER PEDIATRIC ASSOCIATES, PA		1	1	50%	2
ONTARIO COUNTY PUBLIC HEALTH		2			2
CROSSROADS URGENT CARE DBA URGENT TEA		2			2
Manor Care-Kingston Court of York PA, LLC		2			2
First Care Living Center/Essentia Health			2	100%	2
Kroger 328 - The Little Clinic Henderson Road		2			2
NATIONAL JEWISH HEALTH			2	100%	2
BRENTWOOD AT FORE RANCH			2	100%	2
ALBUQUERQUE - AMG SPECIALTY HOSPITAL		2			2
Kroger 745 - The Little Clinic Somerset		2			2
HEALTH EXPRESS URGENT CARE			2	100%	2
Walgreens #12427		1	1	50%	2
CHARLOTTE COUNTY HEALTH DEPARTMENT			2	100%	2
MD NOW URGENT CARE MEDICAL CENTERS INC			2	100%	2
Lynwood		2			2
Tuscola County Medical Care Community		2			2
KANSAS CITY VA MEDICAL CENTER			2	100%	2
PALOS COMMUNITY HOSPITAL LABORATORY			2	100%	2
SOUTHEASTERN IMMEDIATE CARE- MILLEDGEVILLE GA			2	100%	2
SPECTRUM HEALTH			2	100%	2
PREVENTIVE HEALTH PARTNERS I L S C		2			2
EDGEWATER RETIREMENT MANOR			2	100%	2
CVS CA9485POCT MISSION VIEJO		2			2
HPH HOME CARE		1	1	50%	2
APPLING NURSING & REHABILITATION PAVIL		2			2
BUFFALO CROSSINGS HEALTHCARE AND REHABILITATION CENTER			2	100%	2
CVS MA969POCT PALMER		2			2
MC DIAGNOSTIC OF CONNECTICUT, PC #252		1	1	50%	2
EXPRESS CARE WALK-IN CLINIC			2	100%	2
Kroger 020 - The Little Clinic Wheat Ridge		2			2
Florida Baptist Retirement Center		1	1	50%	2
Imboden Creek Living Center		2			2

COVID-19: testing by laboratory

Data through Apr 1, 2021 verified as of Apr 2, 2021 at 09:25 AM

Data in this report are provisional and subject to change.

The numbers in the table below represent the number of Florida and non-Florida residents for whom test results were received by the Department of Health. A person can be tested by more than one laboratory and can have both positive and negative results. **Therefore, the sum of the numbers in each column will be larger than the total number of people tested.**

Reporting lab	Inconclusive	Negative	Positive	Percent positive	Total
SCIENTIFIC LABORATORY COMPANY		2			2
COX HEALTH SOUTH LAB		1	1	50%	2
TRUE HEALTH INC			2	100%	2
HAMILTON MEDICAL CENTER LABORATORY			2	100%	2
CHNJ		2			2
FLORIDA CLINICAL LABORATORY INC			2	100%	2
SCDHEC BUREAU OF LABORATORIES			2	100%	2
SOUTHERN TENNESSEE MEDICAL CENTER			2	100%	2
MD NOW URGENT CARE CENTER INC.			2	100%	2
VETERANS AFFAIRS MEDICAL CENTER - GREATER LOS ANGELES			2	100%	2
ELMHURST MEMORIAL HOSPITAL			2	100%	2
JRS LABORATORY			2	100%	2
Kroger 596 - The Little Clinic Brentwood		2			2
TANNER MEDICAL CENTER LABORATORY		2			2
MASSENA HOSPITAL LABORATORY		2			2
FL DEPT OF HEALTH MARION COUNTY MOBILE HEALTH UNIT			2	100%	2
ONE MEDICAL GROUP		1	1	50%	2
The Suites at Western Home Communities		2			2
Glenis Dr VA Outpatient Clinic		2			2
COVANCE			2	100%	2
WillowBrooke Court at Southampton Estates		2			2
JULIE STAATS DO		2			2
MINUTECLINIC DIAGNOSTIC OF VIRGINIA, LLC #1980		2			2
WALK IN MEDICAL URGENT CARE PC		2			2
OMEGA RESEARCH CONSULTANTS			2	100%	2
KEY WEST HMA PHYSICIAN MANAGEMENT, LLC			2	100%	2
PALM BEACH DIABETES & ENDOCRINE SPECIALISTS PA			2	100%	2
UT PATH			2	100%	2
DOCTORS CARE OF PALM COAST			2	100%	2
MATHER HOSPITAL			2	100%	2
FALCON HEALTH CENTER			2	100%	2
NAVAL BRANCH MEDICAL CLINIC			2	100%	2
PEDIATRICS IN NORTH FLORIDA PA			2	100%	2
SIMMONS			2	100%	2
ACCESS MEDICAL GROUP OF TAMPA II, INC		2			2
PUBLIX PHARMACY #1092		2			2
MIAMI DADE MEDICAL RESEARCH INSTITUTE			2	100%	2
KIDSVILLE PEDIATRICS IV PA		1	1	50%	2
INSPIRIT SENIOR LIVING			2	100%	2
FIRST CHOICE MEDICAL PC			2	100%	2
LIFELINK TRANSPLANT INSTITUTE LAB		1	1	50%	2
CARELINE PHARMACY AND HEALTHCARE SERVICES		1	1	50%	2
LEXINGTON PLACE			2	100%	2
Kroger 672 - The Little Clinic Bill Kennedy & Glenwood		2			2
MOORE CLINICAL RESEARCH INC			2	100%	2
MOBILE COUNTY HEALTH DEPARTMENT		1	1	50%	2

COVID-19: testing by laboratory

Data through Apr 1, 2021 verified as of Apr 2, 2021 at 09:25 AM

Data in this report are provisional and subject to change.

The numbers in the table below represent the number of Florida and non-Florida residents for whom test results were received by the Department of Health. A person can be tested by more than one laboratory and can have both positive and negative results. **Therefore, the sum of the numbers in each column will be larger than the total number of people tested.**

Reporting lab	Inconclusive	Negative	Positive	Percent positive	Total
MINUTECLINIC, DIAGNOSTIC OF TEXAS, LLC		2			2
UHEALTH CARDIOLOGY			2	100%	2
ROUTE 16 PHARMACY LLC DBA HOLLAND PHAR		2			2
ADVENT HEALTH CENTRAL TEXAS		1	1	50%	2
PINARD HOME HEALTH SERVICES INC			2	100%	2
MEDAILLE COLLEGE WELLNESS CENTER		2			2
MIDLAND MEMORIAL HOSPITAL			2	100%	2
SAWGRASS PEDIATRIC PARTNERS LLC			2	100%	2
NORTH COUNTRY FAMILY HEALTH CENTER INC		2			2
TRICORE REFERENCE LABORATORY		1	1	50%	2
CVS OH6185POCT PICKERINGTON		2			2
Eugene J. Towbin Healthcare Center		2			2
MELBOURNE URGENT CARE			2	100%	2
SIGNATURE CARE LEWISVILLE-EMERGENCY CENTER		1	1	50%	2
UT AUSTIN UNIVERSITY HEALTH SERVICES			2	100%	2
Waycross Health and Rehabilitation		2			2
MIDDLEBURG PEDIATRICS			2	100%	2
CORNERSTONE MEDICAL CARE OF BRANDON		2			2
CVS PA371POCT PHILADELPHIA		2			2
BAYMEADOWS PRIMARY CARE		2			2
LILY PHARMACY		2			2
TWELVE OAKS RECOVERY CENTER			2	100%	2
WELLMED AT SOUTH STUART		2			2
CLINICAL REFERENCE LABORATORY, INC		2			2
MINUTECLINIC DIAGNOSTIC OF OHIO #6192		2			2
ENVOY OF FORK UNION, LLC DBA ENVOY AT THE VILLAGE		2			2
PENSACOLA MEDICAL CLINIC LLC			2	100%	2
ADVENTHEALTH EAST ORLANDO EMPLOYEE CLINIC		2			2
SUMMIT URGENT CARE PS			2	100%	2
GERM BUSTERS 911 LLC			2	100%	2
ROCKWALL URGENT CARE			2	100%	2
NORTHSIDE HOSPITAL D/B/A ARTHRITIS		2			2
SPECIALTY LABORATORIES			2	100%	2
A+ URGENT/PRIMARY CARE			2	100%	2
Edinboro Manor		2			2
PINELLAS CHD - CLEARWATER		1	1	50%	2
VALLEY MEDICAL LABORATORY			2	100%	2
MINUTECLINIC DIAGNOSTIC, PA #10252		2			2
OELWEIN HEALTH CARE CENTER		2			2
CVS MINUTE CLINIC #5836		2			2
TRINITAS REGIONAL MEDICAL CENTER		1	1	50%	2
DAYTON CHILDRENS HOSPITAL LAB			2	100%	2
Harbert Hills Academy Nursing Home		2			2
FLORIDA DEPARTMENT OF HEALTH IN ESCAMBIA COUNTY		1	1	50%	2
The Grand Rehabilitation & Nursing Utica		2			2
PLAINS REGIONAL MEDICAL CENTER		2			2

COVID-19: testing by laboratory

Data through Apr 1, 2021 verified as of Apr 2, 2021 at 09:25 AM

Data in this report are provisional and subject to change.

The numbers in the table below represent the number of Florida and non-Florida residents for whom test results were received by the Department of Health. A person can be tested by more than one laboratory and can have both positive and negative results. **Therefore, the sum of the numbers in each column will be larger than the total number of people tested.**

Reporting lab	Inconclusive	Negative	Positive	Percent positive	Total
MYKIDZMD PEDIATRICS PLLC		2			2
POPLAR HEALTHCARE			2	100%	2
BROOKDALE PALM BEACH GARDENS			2	100%	2
STATCARE URGENT AND WALK-IN			2	100%	2
SPRINGFIELD HOSPITAL LABORATORY			2	100%	2
University Center East			2	100%	2
LARKIN COMMUNITY HOSPITAL PALM SPRINGS CAMPUS		1	1	50%	2
CARTER BLOOD CARE			2	100%	2
GRACE HEALTHCARE OF LAKE WALES		1	1	50%	2
COASTAL MEDICAL LAB			2	100%	2
GILA REGIONAL MEDICAL CENTER		2			2
HELEN HAYES HOSPITAL LABORATORY		2			2
FLORIDA KEYS PED & ADOLES CTR			2	100%	2
UNIVERSTIY OF ILLINOIS HOSPITAL			2	100%	2
JOHN D. ARCHBOLD MEM. HOSPITAL			2	100%	2
Hackensack Univ Medical Center At Pasc		1	1	50%	2
UNIVERSITY OF MIAMI SCCC RESEARCH LABORATORY			2	100%	2
Crestwood Nursing Center		1	1	50%	2
CPL LABS			2	100%	2
Warren Center for Rehabilitation and Nursing		2			2
NOVA SOUTHEASTERN UNIVERSITY - STUDENT MEDICAL CTR			2	100%	2
MILLERSVILLE UNIVERSITY HEALTH SERVICE		2			2
Alden Des Plaines			2	100%	2
WARE EXPRESS CARE			2	100%	2
Church Creek SNF			2	100%	2
MAYO CLINIC GROUP PRACTICE LABORATORY			2	100%	2
HACKENSACK MERIDIAN URGENT CARE, PC		2			2
The Palms Nursing and Rehabilitation		1	1	50%	2
Kroger 130 - The Little Clinic Colorado Springs		2			2
Beth Sholom Home of Eastern Virginia		1	1	50%	2
MINUTECLINIC MINUTECLINIC #4978		1	1	50%	2
EAST CORE LAB			2	100%	2
CREATIVE HEALTH CENTER			2	100%	2
VA SALT LAKE CITY HCS		2			2
SOWAL HEALTH & DRUG			2	100%	2
SOUTH TAMPA AFTER HOURS CLINIC			2	100%	2
CVS NH6596POCT HAMPTON		2			2
TULANE MEDICAL CENTER			2	100%	2
WEST COAST PEDIATRICS			2	100%	2
EXPRESSCARE URGENT CARE CENTER			2	100%	2
MEDEXPRESS URGENT CARE - BRIDGEVILLE		2			2
LEGACY ER & URGENT CARE - FRISCO WEST			2	100%	2
Walgreens #10207		2			2
OUR LADY OF THE LAKE REGIONAL MEDICAL CENTER			2	100%	2
PEACEHEALTH CENTRAL		2			2
UNIVERSITY OF MN MEDICAL CENTER EAST CAMPUS			2	100%	2

COVID-19: testing by laboratory

Data through Apr 1, 2021 verified as of Apr 2, 2021 at 09:25 AM

Data in this report are provisional and subject to change.

The numbers in the table below represent the number of Florida and non-Florida residents for whom test results were received by the Department of Health. A person can be tested by more than one laboratory and can have both positive and negative results. **Therefore, the sum of the numbers in each column will be larger than the total number of people tested.**

Reporting lab	Inconclusive	Negative	Positive	Percent positive	Total
U OF MIAMI MILLER SCHOOL OF MEDICINE			2	100%	2
Kroger 549 - The Little Clinic Clinton Highway		2			2
GINKGO-IXLAYER		2			2
CVS MA2125POCT NATICK		1	1	50%	2
SHANDS JACKSONVILLE CLINICAL CENTER		1	1	50%	2
EVERYBODY'S FAMILY CLINIC		2			2
AFC URGENT CARE CLEVELAND			2	100%	2
KAISER SUNNYSIDE MEDICAL CTR LAB		2			2
INN AT LAPOSADA,THE			2	100%	2
FHCP ASC - ORANGE CITY			2	100%	2
ST. JOSEPH REGIONAL MEDICAL CENTER			2	100%	2
MEDLOGIC, LLC		2			2
GEISINGER MEDICAL CENTER		2			2
PIEDMONT HENRY HOSPITAL, INC		2			2
DURAND SENIOR CARE & REHAB CENTER		2			2
FLORIDA PRIMARY CARE CENTER PA		2			2
Garden Isle Healthcare and Rehabilitation Center		2			2
NEMOURS CHILDREN'S PRIMARY CARE OF VERO BEACH			2	100%	2
HOUSTON HEALTH DEPARTMENT - BUREAU OF LABORATORY SERVICES			2	100%	2
BAYSTATE MEDICAL CENTER		1	1	50%	2
Walgreens #19019		2			2
NEMOURS CHILDRENS PRIMARY CARE			2	100%	2
SYMPHONY OF BUFFALO GROVE		2			2
Manor At Perrysburg		2			2
NEWTON MEMORIAL HOSPITAL		2			2
SUNBRIDGE CARE & REHAB FOR DECATUR		2			2
MEDEXPRESS URGENT CARE - CHERRY HILL		2			2
UMASS MEMORIAL MEDICAL CENTER, INC		1	1	50%	2
SOUTHSIDE FAMILY MEDICAL		2			2
Absolut Care at Three Rivers		2			2
VA CBOC			2	100%	2
HARRINGTON PARK HEALTH AND REHAB		2			2
SANTA ROSA COUNTY HEALTH DEPARTMENT			2	100%	2
BOSTON PUBLIC HEALTH COMMISSION			2	100%	2
TEXAS REGIONAL ASTHMA & ALLERGY CENTER			2	100%	2
EMORY JOHNS CREEK HOSPITAL		2			2
WALKONCLINIC			2	100%	2
FLORIDA DEPARTMENT OF HEALTH (FDOH)			2	100%	2
WELLSTAR WEST GEORGIA MEDICAL CENTER		2			2
UPSON REGIONAL MEDICAL CENTER		1	1	50%	2
MIDDLE TENN MENTAL HEALTH INSTITUTE		2			2
Cedar Valley Nursing & Rehab Center		2			2
UTMB PATHOLOGY CLINICAL SERVICES LABORATORY			2	100%	2
CATSKILL REGIONAL MEDICAL CENTER		2			2
BIONIC TECHNOLOGIES CORPORATION			2	100%	2
WILLOW CREEK RETIREMENT CENTER		2			2

COVID-19: testing by laboratory

Data through Apr 1, 2021 verified as of Apr 2, 2021 at 09:25 AM

Data in this report are provisional and subject to change.

The numbers in the table below represent the number of Florida and non-Florida residents for whom test results were received by the Department of Health. A person can be tested by more than one laboratory and can have both positive and negative results. **Therefore, the sum of the numbers in each column will be larger than the total number of people tested.**

Reporting lab	Inconclusive	Negative	Positive	Percent positive	Total
LINIL VISITING NURSES, INC		2			2
PTC LABORATORIES			2	100%	2
PHYSICIANS PREMIER			2	100%	2
SENDER RETREAT ADULT DAY CARE CENTERS			2	100%	2
UK HEALTHCARE			2	100%	2
ADVANCED MEDICAL OF FLORIDA			2	100%	2
WE CARE HOME HEALTH SOLUTIONS LLC			2	100%	2
RAPID RESULT CORP LLC		1	1	50%	2
DEBORAH HEART AND LUNG CENTER		2			2
HOLY FAMILY MEDICAL CENTER		1	1	50%	2
GARDENS PEDIATRICS			2	100%	2
SHELL POINT HOME HEALTH			2	100%	2
HOME CARE PHARMACY OF PALM COAST INC		2			2
SARASOTA MEMORIAL MEDICAL URGENT CARE CENTER			2	100%	2
Tidelands Health Rehabilitation Hospital			2	100%	2
WURLAND NURSING AND REHABILITATION, L		2			2
MAYO CLINIC COUMADIN CLINIC LABORATORY		1	1	50%	2
KIVA AT MOUNT DORA			2	100%	2
RAPID MD			2	100%	2
ADVENTHEALTH IMAGING PARTIN SETTLEMENT			2	100%	2
BROOKDALE ALTAMONTE SPRINGS			2	100%	2
KEATING SPORTS CENTER		2			2
CHESTERFIELD HEALTHCARE GROUP, INC		2			2
MINUTECLINIC #1773		2			2
CVS NV5942POCT LAS VEGAS		2			2
GRASSY SPRAIN PHARMACY INC		2			2
MEDEXPRESS URGENT CARE-SELINSNGROVE		2			2
NORTH OKALOOSA PHYSICIAN GRP - WALK IN CLINIC			2	100%	2
Beecher Manor Nursing and Rehabilitation Center		2			2
PEACE OF MIND REHAB CENTER		2			2
LIFETIME FAMILY URGENT CARE			2	100%	2
BOND COMMUNITY HEALTH CENTER			2	100%	2
TLC MEDICAL			2	100%	2
SUMMERFIELD RETIREMENT LIVING, INC			2	100%	2
ASANTE THREE RIVERS MEDICAL CENTER LAB		2			2
Kroger 426 - The Little Clinic Suwanee		2			2
ACCESS MEDICAL GROUP OF FLORIDA CITY			2	100%	2
DELAWARE DIAGNOSTICS LABS			2	100%	2
FLORIDA DEPARTMENT OF HEALTH PINELLAS COUNTY-			2	100%	2
TMH PHYSICIAN PARTNERS MONTICELLO		1	1	50%	2
PLANT CITY FAMILY CARE		2			2
SIGNAL DIAGNOSTICS DBA FLOWHEALTH LABS			2	100%	2
SPRINGHILL SENIOR RESIDENCE		2			2
Chatham Nursing and Rehab Center		2			2
CVS MA1022POCT CAMBRIDGE		2			2
MEDEXPRESS URGENT CARE - CEDAR KNOLLS		2			2

COVID-19: testing by laboratory

Data through Apr 1, 2021 verified as of Apr 2, 2021 at 09:25 AM

Data in this report are provisional and subject to change.

The numbers in the table below represent the number of Florida and non-Florida residents for whom test results were received by the Department of Health. A person can be tested by more than one laboratory and can have both positive and negative results. **Therefore, the sum of the numbers in each column will be larger than the total number of people tested.**

Reporting lab	Inconclusive	Negative	Positive	Percent positive	Total
RUST MEDICAL CENTER		2			2
SWEETWATER NURSING CENTER		2			2
CORTLAND PARK REHABILITATION AND NURSING CENTER		1	1	50%	2
Kroger 441 - The Little Clinic Middletown		2			2
ADVENTIST HINSDALE HOSPITAL LABORATORY			2	100%	2
DELRAY BEACH HEALTH CENTER			2	100%	2
SOUTHERN BREEZE HEALTHCARE		1	1	50%	2
WHITESANDS OUTPATIENT TREATMENT		2			2
Good Samaritan Society-Blackduck		1	1	50%	2
Providence VAMC		2			2
Kroger 739 - The Little Clinic La Grange Road		2			2
Stillwater Healthcare		2			2
LIFESPRING COMMUNITY HEALTH		2			2
JASPER MEMORIAL HOSPITAL		1	1	50%	2
MILFORD REGIONAL HOSPITAL			2	100%	2
BAPTIST HOSPITAL INTERNAL MEDICINE GULF BREEZE			2	100%	2
UVA HEALTH SYSTEM MEDICAL LABORATORIES			2	100%	2
MERCY HEALTH			2	100%	2
STATE OF FLORIDA			2	100%	2
MEDEXPRESS URGENT CARE - OMAHA N 72 ST		2			2
HEARTLAND HOME HEALTH CARE		2			2
BELLIN HOSPITAL			2	100%	2
DEPT OF HEALTH			2	100%	2
CENTRAL FLORIDA FAMILY HEALTH CENTER		2			2
CVS SC4382POCT SPARTANBURG		2			2
UNITED MEMORIAL MEDICAL CENTER			2	100%	2
NATIONWIDE LABORATORY SERVICES		1	1	50%	2
CVS MA1877POCT NORTON		2			2
MEDEXPRESS URGENT CARE - MYLAN			2	100%	2
MEDERI CARETENDERS		1	1	50%	2
Cooperstown Center for Nursing and Rehabilitation		2			2
ASPIRUS RIVERVIEW HOSPITAL & CLINICS INC		1	1	50%	2
CONEMAUGH MEMORIAL MEDICAL CENTER		2			2
SYLVAN NURSING			2	100%	2
AUSTIN REGIONAL CLINIC MICROBIOLOGY LAB			2	100%	2
ROYAL CARE MEDICAL CENTER			2	100%	2
GULF COAST MEDICAL CENTER RESPIRATORY CARE			2	100%	2
SOUTHERN SURGICAL ARTS		2			2
MCLAREN REGIONAL MEDICAL CENTER			2	100%	2
BAPTIST HOSPITAL LABORATORY			2	100%	2
CVS MA137POCT QUINCY		2			2
GRANDVIEW COLLEGE STUDENT HEALTH CENTE		2			2
MIDWAY SPECIALTY CARE CENTER INC		2			2
RIVERSIDE METHODIST HOSPITAL LAB			2	100%	2
DASCENA LAB			2	100%	2
ADVOCATE SHERMAN HOSPITAL			2	100%	2

COVID-19: testing by laboratory

Data through Apr 1, 2021 verified as of Apr 2, 2021 at 09:25 AM

Data in this report are provisional and subject to change.

The numbers in the table below represent the number of Florida and non-Florida residents for whom test results were received by the Department of Health. A person can be tested by more than one laboratory and can have both positive and negative results. **Therefore, the sum of the numbers in each column will be larger than the total number of people tested.**

Reporting lab	Inconclusive	Negative	Positive	Percent positive	Total
CVS OH4300POCT STRONGSVILLE		2			2
MADISON HOSPITAL LABORATORY			2	100%	2
JACKSONVILLE VA OPC			2	100%	2
NORTH DAKOTA VETERANS HOME		2			2
CVS MI8091POCT FRASER		2			2
CVS NC3514POCT STANLEY		2			2
NORTHSIDE HOSPITAL DULUTH		1	1	50%	2
URGENT CARE AND SURGERY CENTER			2	100%	2
CARE ATC SUN HYDRAULICS TALLAVAST			2	100%	2
WyndRidge Health & Rehabilitation		2			2
CITRUS PARK			2	100%	2
PRECISION DIAGNOSTIC INC		2			2
PALM MEDICAL CENTER - PLANT CITY		2			2
IM&P WELLNES CENTER			2	100%	2
Kroger 853 - The Little Clinic East Broad Street		2			2
NYUMC CLINICAL LABORATORIES			2	100%	2
Hartwell Health and Rehabilitation		2			2
PALM BEACH DIGESTIVE ASSOCIATES			2	100%	2
MERCY CONVENIENT CARE			2	100%	2
SOUTHEAST GEORGIA HEALTH SERVICES, LLC		2			2
OPTUM PRIMARY CARE		1	1	50%	2
NORTH MCALLEN PEDIATRIC CENTER			2	100%	2
UNM SANDOVAL REGIONAL MEDICAL CENTER		2			2
CIGNA GATEWAY			2	100%	2
CVS OH4499POCT LYNDHURST		2			2
PANCARE HEALTH - SNEADS ELEMENTARY			2	100%	2
NEW BRIDGE MEDICAL CENTER		2			2
ADVANCED FOOT AND ANKLE OF INDIAN RIVER		2			2
TGH Brandon Healthplex Laboratory			2	100%	2
SANIBEL MEDICAL CLINIC			2	100%	2
Piney Grove Nursing and Rehabilitation Center		2			2
PUTNAM COUNTY PUBLIC HEALTH UNIT		2			2
CVS NV2989POCT NORTH LAS VEGAS		1	1	50%	2
CVS CA9497POCT IRVINE		2			2
US LABS		2			2
DELRAY BEACH HEALTH DEPT LAB			2	100%	2
SOUTHEAST GEORGIA HEALTH SYSTEM			2	100%	2
OAKBRIDGE TERRACE AT SAE			2	100%	2
COOPER CLINIC			2	100%	2
OAKMONT OF UNION SC, LLC		2			2
HOLY TRINITY PHARMACY LLC		2			2
RHODE ISLAND DEPARTMENT OF HEALTH LABORATORIES			2	100%	2
DESERT HOSPITAL/CPHU CLINICAL LABORATORY			2	100%	2
MEDEXPRESS URGENT CARE - LINCOLN		2			2
UNIVERSITY OF MISSOURI HEALTH CARE			2	100%	2
Lenawee Medical Care Facility		2			2

COVID-19: testing by laboratory

Data through Apr 1, 2021 verified as of Apr 2, 2021 at 09:25 AM

Data in this report are provisional and subject to change.

The numbers in the table below represent the number of Florida and non-Florida residents for whom test results were received by the Department of Health. A person can be tested by more than one laboratory and can have both positive and negative results. **Therefore, the sum of the numbers in each column will be larger than the total number of people tested.**

Reporting lab	Inconclusive	Negative	Positive	Percent positive	Total
ADVANCED MEDICAL CARE			2	100%	2
DALLAS VA MEDICAL CENTER - VA NORTH TEXAS HEALTH CARE SYSTEM			2	100%	2
MEDEXPRESS - WILMINGTON KIRKWOOD HIGHWAY		2			2
CVS M08581POCT BLUE SPRINGS		1	1	50%	2
SHORE MEDICAL CENTER		2			2
BOCA RATON REGIONAL HOSPITAL INC			2	100%	2
AHC PARIS		2			2
New Jersey Aim At Smg		2			2
MY PHARMACY			2	100%	2
UF KANAPAHA LAB BEAKER		2			2
COLUMBIA COTTAGE		2			2
MEDRITE MEDICAL CARE PC		2			2
AGILE URGENT CARE			2	100%	2
MEDEXPRESS URGENT CARE-MT PLEASANT		1	1	50%	2
VENETIAN GARDENS		2			2
AYASS BIOSCIENCE LLC			2	100%	2
RIGHT AT HOME			2	100%	2
AdventHealth Care Center Orlando North			2	100%	2
FLORIDA MEDICAL CENTER			2	100%	2
ASCENSION ST VINCENT'S RIVERSIDE			2	100%	2
BFT LAB			2	100%	2
CVS OH6167POCT ASHLAND		2			2
VILLAGES HEALTH SYSTEM, LLC, THE			2	100%	2
HEALTH NETWORK			2	100%	2
HOPE HEALTH & WELLNESS		2			2
MEMORIAL HEALTH UNIVERSITY MEDICAL CENTER			2	100%	2
SPRINGS MEDICAL LAB		1	1	50%	2
CONCENTRA - PLANT CITY		2			2
RIVERVIEW MEDICAL CLINIC		2			2
POMERENE HOSPITAL			2	100%	2
FLORIDA MEDICAL CLINIC, LLC			2	100%	2
ASANTE ROGUE REGIONAL MEDICAL CENTER L		2			2
MED-LAKE LABORATORY, LLC			2	100%	2
HCA HOUSTON ER 24/7			2	100%	2
Avanti Wellness and Rehab			2	100%	2
VISITING PHYSICIANS OF THE TREASURE COAST LLC			2	100%	2
LABTOX LABORATORIES			2	100%	2
Granville Center	1	1			2
MINUTECLINIC DIAGNOSTIC, PA		2			2
Huntington Health Care and Rehabilitation Center		2			2
CATHOLIC HEALTH LABORATORY SERVICES		2			2
Lake Charles Healthcare LLC dba Landmark Lake Charles			2	100%	2
CHILDREN'S MEDICAL CENTER-EAST ORLANDO			2	100%	2
MEMORIAL HOSPITAL OF SOUTH BEND			2	100%	2
The Laurels of Hendersonville		2			2
GOUVERNEUR HOSPITAL LABORATORY		2			2

COVID-19: testing by laboratory

Data through Apr 1, 2021 verified as of Apr 2, 2021 at 09:25 AM

Data in this report are provisional and subject to change.

The numbers in the table below represent the number of Florida and non-Florida residents for whom test results were received by the Department of Health. A person can be tested by more than one laboratory and can have both positive and negative results. **Therefore, the sum of the numbers in each column will be larger than the total number of people tested.**

Reporting lab	Inconclusive	Negative	Positive	Percent positive	Total
LAKEVIEW HEALTH CARE SYSTEM LLC			2	100%	2
Great Lakes Health Center			2	100%	2
Luther Acres Manor		2			2
HEALTH PARTNERS REGIONAL HOSPITAL			2	100%	2
Cortland Acres Association		2			2
VAULT HEALTH			2	100%	2
RDX BIOSCIENCE INC			2	100%	2
UHEALTH CORAL SPRINGS			2	100%	2
MEASE MANOR MEMORY CARE		2			2
RRMC CREEKSIDE LAB		2			2
PALM BAY COMMUNITY OUTPATIENT CLINIC		2			2
CVS IN8639POCT TERRE HAUTE		2			2
TMH REHABILITATION CENTER		2			2
ACKERMAN CANCER CENTER		2			2
WISCONSIN STATE LABORATORY OF HYGIENE		1	1	50%	2
CEDARS-SINAI MEDICAL CENTER			2	100%	2
MEMORIAL HERMANN			2	100%	2
Buena Vista Care Center		2			2
PATIENT FIRST MEDICAL CENTER-CARYTOWN			2	100%	2
Virginia Gay Nursing and Rehab		2			2
PRECISION CLINICAL RESEARCH			2	100%	2
MARCO ISLAND HOSPITAL INC D/B/A		1	1	50%	2
NEW YORK PSYCHIATRIC INSTITUTE		2			2
VANAYER HEALTHCARE AND REHAB CENTER		2			2
St. Luke's Care Center		2			2
Providence of Sparta Health and Rehabilitation		2			2
AMICUS MEDICAL CENTER LLC			2	100%	2
HUMC		1	1	50%	2
BLOSSOMS ASSISTED LIVING 1 LLC			2	100%	2
PLASMA MED RESEARCH DBA		2			2
FLORIDA MEDICAL CLINIC RADIOLOGY DALE MABRY		2			2
MEMORIAL HERMANN CONSOLIDATED LABORATORY SERVICES			2	100%	2
BERGEN COUNTY SURGICAL AND ENDOSCOPY CENTER		2			2
Iron County Medical Care Facility		2			2
PM PEDIATRICS OF BAYSIDE, PLLC - RIVE		2			2
WillowBrooke Court at Westminster Village		2			2
PALM WEST INTERNIST PA			2	100%	2
HAWAII DEPARTMENT OF HEALTH			2	100%	2
NORTHEAST FLORIDA HEALTH SERVICES, INC DBA FAMILY HEALTH SOURCE			2	100%	2
ST. ELIZABETH HEALTHCARE			2	100%	2
CVS AZ9290POCT PHOENIX		2			2
NORTH MANATEE HEALTH CARE CENTER			2	100%	2
VA OUTPATIENT PHARMACY			2	100%	2
MAIN STREET MEDICAL CENTERS		2			2
PIEDMONT WALTON HOSPITAL		2			2
CLEVELAND CLINIC FLORIDA LABORATORY			2	100%	2

COVID-19: testing by laboratory

Data through Apr 1, 2021 verified as of Apr 2, 2021 at 09:25 AM

Data in this report are provisional and subject to change.

The numbers in the table below represent the number of Florida and non-Florida residents for whom test results were received by the Department of Health. A person can be tested by more than one laboratory and can have both positive and negative results. **Therefore, the sum of the numbers in each column will be larger than the total number of people tested.**

Reporting lab	Inconclusive	Negative	Positive	Percent positive	Total
SPECTRA EAST INC		1	1	50%	2
LAKE SUCCESS EXTENDED CARE		2			2
UNIVERSITY OF TEXAS AT EL PASO, THE			2	100%	2
Kroger 647 - The Little Clinic Newnan Crossings		1	1	50%	2
Crowne Health Care of Mobile		2			2
MANSFIELD MEDICAL LODGE			2	100%	2
YOUTH AND YOU, INC		2			2
CVS IN6559POCT AVON		2			2
MEDICAL CENTER, THE		2			2
SOUTH HILLSBOROUGH CBOC			2	100%	2
ROYAL OAK MEDICAL CENTER LLC DBA CHARACTER FAMILY			2	100%	2
NORTHSIDE FAMILY MEDICINE AND URGENT CARE (HOLLY SPRINGS)		2			2
ARLINGTON DIALYSIS CENTER LLC		2			2
DIVERSE MEDICAL CARE LLC			2	100%	2
STOP URGENT CARE			2	100%	2
MAYO CLINIC BEACHES PRIMARY CARE CTR		2			2
FLORIDA DEPARTMENT OF HEALTH IN LEE COUNTY		1	1	50%	2
VIRGINIA DEPT OF HEALTH OFFICE OF EPIDEMIOLOGY			2	100%	2
CVS MN663POCT APPLE VALLEY		2			2
87TH MEDICAL GROUP - MCGUIRE AMBULATORY CARE FACILITY		2			2
CITRUS DERMATOLOGY			2	100%	2
UNIVERSITY OF MIAMI HOSPITALS & CLINIC			2	100%	2
WEST HOUSTON MEDICAL CENTER			2	100%	2
CHRISTUS SPOHN HOSPITAL			2	100%	2
BAYLOR SCOTT & WHITE COMPREHENSIVE WOUND			2	100%	2
CVS IL8750POCT CHICAGO		1	1	50%	2
Bethel Lutheran Home		2			2
ASHLEY PEDIATRICS			2	100%	2
CVS OH3329POCT LAKEWOOD		2			2
BAYCARE LABORATORIES			2	100%	2
CARINGPLUS HOMECARE LLC		1	1	50%	2
CVS AZ7841POCT TUCSON		2			2
BIRMINGHAM INTERNAL MEDICINE ASSOCIATE		1	1	50%	2
MAINE CENTER FOR DISEASE CONTROL AND PREVENTION			2	100%	2
MID AMERICA CLINICAL LABS			2	100%	2
CRUC CMCH-COVID-19		2			2
RENFREW CENTERS INC		2			2
JMC TALLAHASSEE, LLC			2	100%	2
UNITY LONGPOND		2			2
WEST FLORIDA MEDICAL ASSOCIATES, PA			2	100%	2
AUGUSTA HEALTH SKILLED CARE			2	100%	2
EXCUSED ABSENCE PLLC		2			2
DOCTORS MEDICAL CTR OF WALTON COUNTY			2	100%	2
MEDEXPRESS URGENT CARE - SOUTH CHARLESTON		2			2
CVS IL5797POCT CAROL STREAM		2			2
SHELBYVILLE HOSPITAL COMPANY		2			2

COVID-19: testing by laboratory

Data through Apr 1, 2021 verified as of Apr 2, 2021 at 09:25 AM

Data in this report are provisional and subject to change.

The numbers in the table below represent the number of Florida and non-Florida residents for whom test results were received by the Department of Health. A person can be tested by more than one laboratory and can have both positive and negative results. **Therefore, the sum of the numbers in each column will be larger than the total number of people tested.**

Reporting lab	Inconclusive	Negative	Positive	Percent positive	Total
DOCTORS HOSPITAL OF AUGUSTA		2			2
VALUE DRUGS BRONXVILLE INC		2			2
GREEN POINT RX INC DBA ALTRU CHEMISTS		2			2
HEALTH GROUP CENTER INC			2	100%	2
UW HOSPITAL AND CLINICS		1	1	50%	2
CVS NC4169POCT FAYETTEVILLE		2			2
NYU LANGONE HUNTINGTON MEDICAL GROUP		2			2
RABI SINHA, MD		2			2
DEKALB MEDICAL CENTER LABORATORY			2	100%	2
VALUE DRUGS GREENLAWN INC		2			2
SWEDISH COVENANT HOSPITAL			2	100%	2
CVS NJ2508POCT MANALAPAN		2			2
FASTCARE LLC			2	100%	2
WISE HEALTH SYSTEM		1	1	50%	2
Heartland Healthcare Center Boca Raton			2	100%	2
Parkridge Specialty Care		2			2
CVS SC2497POCT LEXINGTON		2			2
UNIVERSITY OF MARYLAND MEDICAL CENTER			2	100%	2
CVS AZ5477POCT SURPRISE		2			2
JOHNSON CITY MEDICAL CENTER		1	1	50%	2
COBLESKILL REGIONAL HOSPITAL		2			2
ROBERTS WESLEYAN COLLEGE HEALTH CENTE		2			2
BAYLOR COLLEGE OF MEDICINE			2	100%	2
SELECT MEDICAL CLINIC			2	100%	2
CVS CA8861POCT BUENA PARK		2			2
The Friendly Home		2			2
NEW YORK UNIVERSITY MEDICAL CENTER			2	100%	2
EXPRESS PHARMACY INC		1	1	50%	2
John L. McClellan Memorial Veterans Hospital		2			2
MEDEXPRESS URGENT CARE - BROOKHAVEN		2			2
DMC UNIVERSITY LABORATORIES		1	1	50%	2
MAGNOLIA ADULT, LLC			2	100%	2
Crowne Health Care of Greenville		2			2
CQUENTIA NGS, LLC			2	100%	2
441 URGENT CARE-MULBERRY			2	100%	2
PALMETTO FAMILY HEALTH CENTER			2	100%	2
ST. MARY'S MEDICAL CENTER EVANSVILLE, INC			2	100%	2
Walgreens #9890		2			2
AFC URGENT CARE GUNBARREL			2	100%	2
QUEST DIAGNOSTICS INCORPORATED			2	100%	2
JORDAN VALLEY MEDICAL CENTER			2	100%	2
MINUTECLINIC DIAGNOSTIC MEDICAL		2			2
VA WNYHCS - Buffalo Division		1	1	50%	2
CROSSROADS			2	100%	2
AZALEA HEALTH AND REHABILITATION		2			2
TENNESSEE VALLEY HCS			2	100%	2

COVID-19: testing by laboratory

Data through Apr 1, 2021 verified as of Apr 2, 2021 at 09:25 AM

Data in this report are provisional and subject to change.

The numbers in the table below represent the number of Florida and non-Florida residents for whom test results were received by the Department of Health. A person can be tested by more than one laboratory and can have both positive and negative results. **Therefore, the sum of the numbers in each column will be larger than the total number of people tested.**

Reporting lab	Inconclusive	Negative	Positive	Percent positive	Total
CVS AZ33POCT TEMPE		2			2
Jackson Health Care Facility			2	100%	2
FEDERAL CORRECTIONAL INSTITUTION MARIANNA			2	100%	2
Covington Care Nursing and Rehabilitation		2			2
HEALTH FIRST MEDICAL GROUP			2	100%	2
RAJ K PAI MD PA			2	100%	2
EXCELTOX LABORATORIES LLC		2			2
APALACHEE CENTER INC		2			2
MEDEXPRESS URGENT CARE - BENTON		2			2
WOMENS CARE FLORIDA LLC-LABORATORY		2			2
ROPER HOSPITAL			2	100%	2
UNIVERSITY HOSPITAL OF BROOKLYN		2			2
Medilodge of Monroe		2			2
RAPID MEDLAB (004MO)		2			2
CARSON NURSING AND REHABILITATION CENTER		1			1
SKY LAKES MEDICAL CENTER		1			1
MID-FLORIDA PATHOLOGY LLC		1			1
Ashland Place Health and Rehabilitation, LLC		1			1
PRESTIGE ER			1	100%	1
BOND & STEELE CLINIC, PA			1	100%	1
ERIE COUNTY EMERGENCY SERVICES DIV OF		1			1
HCL LABORATORIES			1	100%	1
HSRE-ASL CASSELBERRY TRS, LLC			1	100%	1
PANCARE HEALTH - BRUCE			1	100%	1
CFCH - FROSTPROOF			1	100%	1
APPLECARE BRUNSWICK			1	100%	1
CHESAPEAKE REGIONAL MEDICAL CENTER			1	100%	1
SUN LABORATORY SERVICES,INC			1	100%	1
ELLCOTT CENTER FOR REHABILITATION AND		1			1
MBMG OF WINTER HAVEN			1	100%	1
SUN CITY DIAGNOSTIC CENTER			1	100%	1
ST JOSEPHS CHILDRENS HOSPITAL PEDI TRANSPORT			1	100%	1
NEWCARE PRIMARY MEDICINE			1	100%	1
GWINNETT MEDICAL CENTER			1	100%	1
CFHC - FROSTPROOF			1	100%	1
Encompass Health Rehab Hosp Tinton Falls		1			1
Kroger - KRO03400316			1	100%	1
FAMILY MEDICINE AT KISSIMMEE		1			1
POUDRE VALLEY HOSPITAL			1	100%	1
CYPRESS CREEK OUTPATIENT SURGICAL CTR, LLC			1	100%	1
EMERY MEDICAL CENTER			1	100%	1
WESTOX LABS		1			1
MORGAN MEDICAL CENTER		1			1
QUALITY LAB			1	100%	1
HIGHLAND LABORATORY			1	100%	1
Brynwood Health & Rehabilitation Center			1	100%	1

COVID-19: testing by laboratory

Data through Apr 1, 2021 verified as of Apr 2, 2021 at 09:25 AM

Data in this report are provisional and subject to change.

The numbers in the table below represent the number of Florida and non-Florida residents for whom test results were received by the Department of Health. A person can be tested by more than one laboratory and can have both positive and negative results. **Therefore, the sum of the numbers in each column will be larger than the total number of people tested.**

Reporting lab	Inconclusive	Negative	Positive	Percent positive	Total
ADVANCED MEDICAL LABORATORIES (AML)			1	100%	1
Manorcare Health Services - Williamsport South		1			1
Walgreens #9121		1			1
BAYFRONT CARDIOVASCULAR ASSOCIATES			1	100%	1
CHATSWORTH ASSISTED LIVING COMMUNITY AT PGA NATIONAL			1	100%	1
MACKINAC STRAITS LONG TERM CARE UNIT		1			1
CVS MI8287POCT MACOMB		1			1
CVS MA299POCT WORCESTER		1			1
DOCTORS HOSPITAL OF LAREDO			1	100%	1
HAMPTON VAMC		1			1
TANGLEWOOD MANOR		1			1
WILMINGTON NURSING AND REHAB			1	100%	1
CENTRAL TX MEDICAL CENTER - LAB			1	100%	1
Washington County Nursing Home			1	100%	1
SYNAPSE ANALYTICAL LABS		1			1
LIFESTREAM BEHAVIORAL CENTER INC			1	100%	1
TARRYTOWN PHARMACY			1	100%	1
Good Samaritan Society-Atkinson		1			1
DOCTOR TODAY URGENT CARE			1	100%	1
OPCO LLC LEGACY NURSING AND REHABILITA		1			1
MINUTE CLINIC DIAGNOSTIC MED GRP OF CA		1			1
ALL PRO ORTHOPEDICS & SPORTS MEDICINE, PA			1	100%	1
EXACCARE KINGSTON, LLC			1	100%	1
INFANTS & CHILDREN PA			1	100%	1
NEMOURS CHILDREN'S PRIMARY CARE			1	100%	1
COASTAL PEDIATRICS LLC			1	100%	1
Kroger 588 - The Little Clinic Thompsons Station		1			1
MIAMI CHILDRENS HOSPITAL MIDTOWN OUTPATIENT CENTER			1	100%	1
YORK HOSPITAL: MICROBIOLOGY			1	100%	1
SHAW MEDICAL GROUP LLC			1	100%	1
DONALSONVILLE HOSPITAL			1	100%	1
VIP STARNETWORK		1			1
JOHN MANCHIN SR HEALTH CARE CENTER		1			1
WALK IN FAMILY MEDICINE CENTER			1	100%	1
WELLSTAR SPALDING REGIONAL MEDICAL CENTER		1			1
HIGH DESERT COURT GROUP HOME			1	100%	1
CELEBRATION HOSPITAL			1	100%	1
ALPHA 1 ANTITRYPSIN RESEARCH PROGRAM			1	100%	1
Central Park Healthcare & Rehabilitation Center		1			1
ADVANCE HEALTH AND WELLNESS SOLUTIONS			1	100%	1
WELLINGTON WEST 100176			1	100%	1
Masonic Medical Research Institute			1	100%	1
CLEVELAND CLINIC FLORIDA LAB			1	100%	1
WALGREENS #5130			1	100%	1
Waycross VA CBOC		1			1
SONNI'S PEDIATRICS			1	100%	1

COVID-19: testing by laboratory

Data through Apr 1, 2021 verified as of Apr 2, 2021 at 09:25 AM

Data in this report are provisional and subject to change.

The numbers in the table below represent the number of Florida and non-Florida residents for whom test results were received by the Department of Health. A person can be tested by more than one laboratory and can have both positive and negative results. **Therefore, the sum of the numbers in each column will be larger than the total number of people tested.**

Reporting lab	Inconclusive	Negative	Positive	Percent positive	Total
SMA BEHAVIORAL HEALTH SERVICES INC		1			1
ATHENS MEDICAL CENTER			1	100%	1
CVS OH2540POCT HILLIARD		1			1
Kroger 524 - The Little Clinic Iron Bridge Road		1			1
Village Green Health & Rehabilitation		1			1
NIHCC			1	100%	1
DEVITA		1			1
SOUTHERN REGIONAL MEDICAL CENTER		1			1
Kroger 379 - The Little Clinic Stony Brook		1			1
SUMMIT LABORATORY			1	100%	1
HYDE PARK MEDICAL CENTER		1			1
			1	100%	1
AMERICAN FAMILY CARE - SMYRNA			1	100%	1
ANDREWS			1	100%	1
Central Alabama Veterans HCS - East Campus		1			1
BAPTIST HEALTH MEDICAL PLAZA			1	100%	1
SACRED HEART HOSPITAL NURSING			1	100%	1
Advanced Rehabilitation of Vernon		1			1
MIAMI JEWISH DIALYSIS			1	100%	1
HEARTLAND NURSING & REHABILITATION		1			1
POMPANO BEACH ARTIFICIAL KIDNEY CENTER			1	100%	1
BROADWAY HEALTH FLORIDA MEDICAL CLINIC URGENT CARE			1	100%	1
Kroger 57 - The Little Clinic Jay C Charlestown		1			1
CLARKSVILLE HEALTH SYSTEM			1	100%	1
Wedgewood Manor		1			1
CLINICAL LABORATORY DEPARTMENT			1	100%	1
NEW YORK STATE DEPARTMENT OF HEALTH			1	100%	1
FHPG SURGICAL ASSOCIATES OF EAST PASCO			1	100%	1
HALIFAX HEALTH PRIMARY CARE ORMOND			1	100%	1
Kroger 539 - The Little Clinic Memorial Blvd.		1			1
CLEVELAND CLINIC FLORIDA WAIVED			1	100%	1
MISSION HOSPITAL - MEMORIAL CAMPUS			1	100%	1
CONCORDIA MANOR			1	100%	1
WALGREENS # 12338		1			1
MANOR CARE OF DELRAY BEACH FL LLC		1			1
BREVARD COUNTY JAIL			1	100%	1
ALPHA CLINICAL LABORATORY CORP.			1	100%	1
MEDCOR CORPORATE CLINIC			1	100%	1
TRUMAN MEDICAL CENTER - HOSPITAL HILL			1	100%	1
MAINE HEALTH AND ENVIRONMENTAL TESTING LABORATORY			1	100%	1
SIGNATURE CARE MEMORIAL CITY			1	100%	1
SUNSHINE FAMILY & WELLNESS CENTER			1	100%	1
SPHERE DX			1	100%	1
HANCOCK REGIONAL HOSPITAL		1			1
QLABS			1	100%	1
CLINTON DRUG STORE		1			1

COVID-19: testing by laboratory

Data through Apr 1, 2021 verified as of Apr 2, 2021 at 09:25 AM

Data in this report are provisional and subject to change.

The numbers in the table below represent the number of Florida and non-Florida residents for whom test results were received by the Department of Health. A person can be tested by more than one laboratory and can have both positive and negative results. **Therefore, the sum of the numbers in each column will be larger than the total number of people tested.**

Reporting lab	Inconclusive	Negative	Positive	Percent positive	Total
UNIVERSITY OF TOLEDO MEDICAL CENTER			1	100%	1
Oakview Manor Health and Rehab		1			1
HILTON HEAD HOSPITAL/INPATIENT			1	100%	1
IDAHO HEALTH DEPARTMENT			1	100%	1
ST. JOHN HOSPITAL & MEDICAL CENTER			1	100%	1
KIOSK MEDICINE OF KENTUCKY LLC		1			1
CAN COMMUNITY HEALTH NORTH MIAMI, FL		1			1
FAST PACE URGENT CARE			1	100%	1
CHC SOUTHWEST FLORIDA LAB-LIVE			1	100%	1
Diversicare of Eupora		1			1
VITAL CARE			1	100%	1
Southern Pines Healthcare Center		1			1
TITUSVILLE CENTER FOR SURGICAL EXCELLENCE LLC		1			1
LIBERTY HEALTH CENTER			1	100%	1
KEY BISCAYNE PEDIATRIC ASSOCIATES INC			1	100%	1
SELECT SPECIALTY HOSPITAL - ORLANDO SOUTH			1	100%	1
Orchid Cove at Naples			1	100%	1
FLORIDA KEYS PED AND ADOLES CTR			1	100%	1
Kroger 527 - The Little Clinic Hwy 70 S.		1			1
ALLIANCE MD DIRECT PRIMARY CARE			1	100%	1
SOUTHERN HILLS MEDICAL CENTER			1	100%	1
GALVESTON COUNTY HEALTH DISTRICT			1	100%	1
SOUTHWESTERN STATE HOSPITAL LABORATORY			1	100%	1
CTMD MEDICAL CENTER, PA			1	100%	1
NEMOURS CHILDREN'S			1	100%	1
MEDEXPRESS URGENT CARE - LODI		1			1
Glenburn Home		1			1
WASHINGTONVILLE PHARMACY INC		1			1
CLINICAL RESEARCH OF WEST FLORIDA		1			1
AVERA ST. MARY'S HOSPITAL			1	100%	1
KINGMAN REGIONAL MEDICAL CENTER			1	100%	1
Kroger 447 - The Little Clinic Lebanon		1			1
ONslow COUNTY HEALTH DEPARTMENT			1	100%	1
CVS CA9751POCT AGOURA		1			1
Freedom Pointe at The Villages			1	100%	1
BIOMERIEUX			1	100%	1
CYPRESS CREEK DIALYSIS CTR			1	100%	1
MARYWOOD HEIGHTS		1			1
COLUMBIA CREST CARE & RAHAB		1			1
REHABILITATION CENTER OF SOUTH GEORGIA		1			1
Kroger 63 - The Little Clinic Glassford Hill Rd		1			1
CLEVELAND CLINIC AKRON GENERAL			1	100%	1
PINEBROOK CARE AND REHABILITATION CENTER			1	100%	1
AURORA MEDICAL CENTER-KENOSHA			1	100%	1
Vi at Aventura		1			1
Kroger 825 - The Little Clinic Dorothy Lane		1			1

COVID-19: testing by laboratory

Data through Apr 1, 2021 verified as of Apr 2, 2021 at 09:25 AM

Data in this report are provisional and subject to change.

The numbers in the table below represent the number of Florida and non-Florida residents for whom test results were received by the Department of Health. A person can be tested by more than one laboratory and can have both positive and negative results. **Therefore, the sum of the numbers in each column will be larger than the total number of people tested.**

Reporting lab	Inconclusive	Negative	Positive	Percent positive	Total
MED BAR LLC		1			1
UNITYPOINT HEALTH TRINITY			1	100%	1
CVS CT692POCT NORTH HAVEN		1			1
GEORGETOWN URGENT CARE			1	100%	1
MEDEXPRESS URGENT CARE - LEOMINSTER		1			1
LABORATORY COPORATION OF AMERICA			1	100%	1
HOLMES FAMILY PRACTICE PA			1	100%	1
CAREATC - PALM HARBOR			1	100%	1
MERCY GENERAL HOSPITAL			1	100%	1
Kroger 805 - The Little Clinic Lewis Center		1			1
CVS MI22230CV WAYNE COUNTY COMMUNITY COLLEGE			1	100%	1
MANHATTAN COLLEGE HEALTH SERVICES		1			1
UNIVERSITY OF MIAMI PRIMARY CARE SITE UMHC 3039			1	100%	1
AMBRY GENETICS CORP	1				1
WEST FLORIDA MEDICAL ASSOCIATES PA			1	100%	1
Life Care Center of Auburn		1			1
KEY WEST BRANCH MEDICAL CLINIC			1	100%	1
MEDEXPRESS URGENT CARE - HACKETTSTOWN		1			1
MOSAIC MEDICAL CENTER MARYVILLE			1	100%	1
YOUR GOOD HEALTH MEDICAL GROUP PA			1	100%	1
CRYSTAL RIVER FIRE DEPARTMENT			1	100%	1
UPMC NORTHWEST HOSPITAL			1	100%	1
Kroger 523 - The Little Clinic Dickson			1	100%	1
SPECTRUM LUDINGTON			1	100%	1
WVU MEDICINE - WESTON			1	100%	1
Traymore Nursing Center		1			1
SPRINGFIELD HOSPITAL			1	100%	1
Hinesville VA Clinic		1			1
Sanford Health & Rehabilitation			1	100%	1
INTERIM HEALTHCARE OF PALM COAST			1	100%	1
UHS BINGHAMTON GENERAL			1	100%	1
Quince Nursing and Rehabilitation Center		1			1
Kroger 395 - The Little Clinic Blanchester		1			1
VIP FAMILY PRACTICE			1	100%	1
Cerenity Senior Care-White Bear Lake		1			1
CVS MA38POCT CHARLTON		1			1
MEDEXPRESS URGENT CARE - JACKSON		1			1
LIFESPAN HEALTH - SELMER		1			1
MPMC LAB MICRO			1	100%	1
REHABILITATION CENTER OF ALBUQUERQUE		1			1
RADIANCE HEALTH RX		1			1
MINNESOTA HERITAGE HOUSE		1			1
CVS TN6414POCT SMYRNA		1			1
SIGNATURE HEALTHCARE OF BUCKHEAD		1			1
KISSIMMEE HOME TRAINING		1			1
Kroger - KRO01100688			1	100%	1

COVID-19: testing by laboratory

Data through Apr 1, 2021 verified as of Apr 2, 2021 at 09:25 AM

Data in this report are provisional and subject to change.

The numbers in the table below represent the number of Florida and non-Florida residents for whom test results were received by the Department of Health. A person can be tested by more than one laboratory and can have both positive and negative results. **Therefore, the sum of the numbers in each column will be larger than the total number of people tested.**

Reporting lab	Inconclusive	Negative	Positive	Percent positive	Total
CHILTON MEDICAL CENTER		1			1
Keller Landing Center		1			1
AMBULATORY CARE CLINIC, LLC			1	100%	1
MARYLAND DEPARTMENT OF HEALTH AND MENTAL HYGIENE-LABORATORIES			1	100%	1
SKY RIDGE MEDICAL CENTER - MICRO			1	100%	1
SHAMRA MEDICAL LABORATORY			1	100%	1
CARE STATION MEDICAL GROUP	1				1
ROBINSON FAMILY CLINIC PA			1	100%	1
FIU HEALTH CARE CENTER			1	100%	1
Longwood Community Living Center		1			1
PATHOLOGY		1			1
PSL JAX BEACH OPERATIONS LLC			1	100%	1
RIVERTON CBOC			1	100%	1
OMNICARE PHARMACY OF TEXAS 1, LP		1			1
EASTSIDE URGENT CARE			1	100%	1
SOPHIA MEDICAL ASSOCIATES, PC			1	100%	1
CVS MA1875POCT ASHLAND			1	100%	1
Brookdale Southside			1	100%	1
QUICKCARE HEALTH, INC			1	100%	1
BROOKDALE FORT MYERS LAKES PARK			1	100%	1
Waddell Nursing & Rehab Center		1			1
MEDICAL ASSOCIATES OF PINELLAS - LAB			1	100%	1
BRISTOL REGINAL MEDICAL CENTER			1	100%	1
Raleigh Center (WV)			1	100%	1
US LABORATORIES			1	100%	1
HEALTH GUAGE			1	100%	1
DAVENPORT PEDIATRICS CLERMONT			1	100%	1
Walgreens #19461		1			1
Kroger 367 - The Little Clinic Walton		1			1
MODERN URGENT CARE			1	100%	1
NORTH FLORIDA CHILD DEVELOPMENT, INC			1	100%	1
GSM OCED Subsection			1	100%	1
Kroger 433 - The Little Clinic Atoka		1			1
MOUNT SINAI MEDICAL CENTER OF FLORIDA INC			1	100%	1
INNOVATIVE HEALTH DIAGNOSTIC OF CALIFORNIA			1	100%	1
Newton Wellesley Center for Alzheimer's Care		1			1
WELLMED AT BAY AREA		1			1
SILVER SPRINGS SHORES DIALYSIS			1	100%	1
LAKE VIEW COURT		1			1
NORTHSIDE FAMILY MEDICINE		1			1
MYLAN-SOUTH POINT PA		1			1
Kroger 518 - The Little Clinic Hermitage		1			1
CORE OCCUPATIONAL MEDICINE			1	100%	1
NEW ULM MEDICAL CENTER			1	100%	1
Crisp Regional Nursing and Rehab Center		1			1
METHODISM MIDLOTHIAN MEDICAL CENTER			1	100%	1

COVID-19: testing by laboratory

Data through Apr 1, 2021 verified as of Apr 2, 2021 at 09:25 AM

Data in this report are provisional and subject to change.

The numbers in the table below represent the number of Florida and non-Florida residents for whom test results were received by the Department of Health. A person can be tested by more than one laboratory and can have both positive and negative results. **Therefore, the sum of the numbers in each column will be larger than the total number of people tested.**

Reporting lab	Inconclusive	Negative	Positive	Percent positive	Total
WALMART PHARMACY 10-4554		1			1
MERCY MEDICAL CENTER INC			1	100%	1
Good Shepherd Fairview Home, Inc.		1			1
FAMILY PRACTICE OF CENTRAL FLORIDA PA			1	100%	1
URGENT DOC -NACOGODOCHES CLINIC			1	100%	1
UFHEALTH			1	100%	1
JEFFREY A HIRSCHFIELD, MD PA			1	100%	1
PREVENTIVE CARDIOLOGY AND INTERNAL MEDICINE ASSOCI			1	100%	1
THYROID SPECIALTY LABORATORY			1	100%	1
COMMUNITY CARE CENTER		1			1
CLARKSVILLE MANOR INC		1			1
EVANS FAMILY CARE PA			1	100%	1
PRIMEX CLINICAL LABORATORIES INC			1	100%	1
LIFE CARE CENTER OF HILTON HEAD		1			1
LONESTAR 24HRER MANAGEMENT LLC DBA LONESTAR 24HRER			1	100%	1
THE INTERNAL MEDICAL GROUP		1			1
MEMORIAL HOSPITAL AT GULFPORT			1	100%	1
AVON PARK CLUSTER		1			1
GULF COAST VILLAGE HOME HEALTH INC			1	100%	1
BNJ		1			1
WELLSTAR ATLANTA MEDICAL CENTER LABORA		1			1
SOUTH DADE NURSING & REHABILITATION CENTER			1	100%	1
Manor Care of Dallastown d/b/a ManorCare Health Services - Dallastown		1			1
TALLAHASSEE DIALYSIS		1			1
Oak Hill Health & Rehabilitation Center			1	100%	1
CLINICAL MICROBIOLOGY LAB FAIRVIEW UNIVERSITY HOSPITAL			1	100%	1
Consulate Health Care of Tallahassee			1	100%	1
YUMA REGIONAL MEDICAL CENTER			1	100%	1
MEMORIAL HOSPITAL LOS BANOS			1	100%	1
LOWER KEYS COMMUNITY HEALTH CENTER			1	100%	1
Kroger 356 - The Little Clinic Middletown		1			1
DR BAWA AND ASSOCIATES			1	100%	1
SEATTLE-KING COUNTY			1	100%	1
ALABAMA REFERENCE LAB			1	100%	1
MOUNT SINAI COMPREHENSIVE CANCER CENTER			1	100%	1
CHC			1	100%	1
WHEATON FRANCISCAN LABORATORY			1	100%	1
MIRAMAR KIDNEY CENTER		1			1
GADSDEN FAMILY PRACTICE		1			1
KIOSK MEDICINE KENTUCKY LLC		1			1
HOUSTON MEDICAL CENTER			1	100%	1
MEDICAL EXAMINERS OFFICE, LEESBURG			1	100%	1
WAKE FOREST MEDICAL CENTER LABORATORY			1	100%	1
Nemours Children's Clinic-Orla			1	100%	1
American Fork Care Center dba Heritage Care Center		1			1
SIGNATURE CARE MIDLAND			1	100%	1

COVID-19: testing by laboratory

Data through Apr 1, 2021 verified as of Apr 2, 2021 at 09:25 AM

Data in this report are provisional and subject to change.

The numbers in the table below represent the number of Florida and non-Florida residents for whom test results were received by the Department of Health. A person can be tested by more than one laboratory and can have both positive and negative results. **Therefore, the sum of the numbers in each column will be larger than the total number of people tested.**

Reporting lab	Inconclusive	Negative	Positive	Percent positive	Total
MD NOW MEDICAL CENTERS, INC			1	100%	1
NABI		1			1
ST. PETERSBURG PEDIATRICS-SEMINOLE			1	100%	1
PALACE CARE AND REHAB		1			1
BAPTIST HEALTH PRIMARY CARE AT CUTLER BAY			1	100%	1
CVS TX7824POCT GARLAND		1			1
St. Catherine's manor of Findlay		1			1
GAMMA HEALTHCARE, INC		1			1
Kempsville Health and Rehab Center		1			1
KELLY			1	100%	1
ALBUQUERQUE INDIAN HEALTH CENTER		1			1
ORLANDO DIALYSIS		1			1
Mountain City Care and Rehabilitation Center		1			1
ALCALA PHARMACEUTICALS			1	100%	1
GENEVA FAMILY HEALTH			1	100%	1
TMH URGENT CARE CENTER			1	100%	1
Kroger 670 - The Little Clinic Dawson Forest Rd & Hwy 19		1			1
TRIPLE O RESEARCH INSTITUTE PA			1	100%	1
LAKE MARY OPTUM FLORIDA			1	100%	1
ADVENTHEALTH HOME CARE WATERMAN			1	100%	1
BEACH CARE PLLC			1	100%	1
DOYLESTOWN HOSPITAL			1	100%	1
CVS NE8626POCT LINCOLN		1			1
CLEVELAND HEARTLAB			1	100%	1
MEDEXPRESS URGENT CARE - ROCKAWAY		1			1
INTERMOUNTAIN HEALTHCARE LABORATORY SERVICES			1	100%	1
MEDEXPRESS URGENT CARE - MT EPHRAIM		1			1
MARTINSVILLE HEALTH AND REHAB			1	100%	1
Melbourne Terrace Rehabilitation Center			1	100%	1
HUNTERS CREEK MEDICAL ASSOCIATES PA		1			1
Parkside Manor		1			1
YOUR KIDS URGENT CARE			1	100%	1
Greene Meadows Nursing and Rehabilitation Center		1			1
PROVIDENCE PORTLAND MEDICAL CENTER		1			1
CROSS CREEK HEALTH CARE		1			1
FLAGLER HOME CARE			1	100%	1
SPORTS MEDICINE CLINIC - U OF WYOMING			1	100%	1
Bethany Manor		1			1
Southwest Louisiana Veterans Home			1	100%	1
CRESTHAVEN			1	100%	1
Monument Health Custer Care Center		1			1
LAB TEST KENDALL LLC		1			1
PIONEER CLINICAL RESEARCH LLC			1	100%	1
Life Care Center of Paradise Valley		1			1
Allen Health and Rehabilitation		1			1
ST LUKES SURGICAL AT THE VILLAGES INC			1	100%	1

COVID-19: testing by laboratory

Data through Apr 1, 2021 verified as of Apr 2, 2021 at 09:25 AM

Data in this report are provisional and subject to change.

The numbers in the table below represent the number of Florida and non-Florida residents for whom test results were received by the Department of Health. A person can be tested by more than one laboratory and can have both positive and negative results. **Therefore, the sum of the numbers in each column will be larger than the total number of people tested.**

Reporting lab	Inconclusive	Negative	Positive	Percent positive	Total
ACCOMPLISHED HOME CARE		1			1
CHRISTIAN REST HOME ASSOC		1			1
MEDEXPRESS URGENT CARE-BRENTWOOD		1			1
HAWKEYE CARE CENTER DUBUQUE		1			1
MEDICAL CITY DENTON			1	100%	1
ROSLYN INTERNAL MEDICINE		1			1
PARKWAY REGIONAL MEDICAL CENTER LAB			1	100%	1
MEDICAL ASSOCIATES OF CARTER		1			1
Heritage of Red Cloud		1			1
Accordius Health at Gastonia			1	100%	1
MID FLORIDA DERMATOLOGY ASSOCIATES PA			1	100%	1
LAB. CORP. OF AMERICA			1	100%	1
CARENOW LAKE WORTH			1	100%	1
UUHC - REDSTONE HEALTH CENTER LABORATORY			1	100%	1
LAKEVIEW REGIONAL HOSPITAL			1	100%	1
TEXAS HEALTH HARRIS METHODIST HOSPITAL			1	100%	1
STATE OF CALIFORNIA DOH SERVICES			1	100%	1
PROGRESSIVE URGENT CARE, PC			1	100%	1
MEDICAL SPECIALISTS OF THE PALM BEACHES INC			1	100%	1
ACUPATH LABORATORIES INC			1	100%	1
Smg At Bridgewater Family Medicine		1			1
LANGLADE			1	100%	1
Signature HealthCare of Bowling Green		1			1
WILLOW DALE WELLNESS VILLAGE APARTMENT		1			1
INTERNAL MEDICINE GROUP OF WINTER HAVEN PA		1			1
HOLYOKE MEDICAL CENTER			1	100%	1
CMC MERCY LABORATORY			1	100%	1
PEDIATRIC PARTNERS ZEPHYRHILLS			1	100%	1
CARESPOT - WELLINGTON			1	100%	1
HAMILTON CI MAIN UNIT ANNEX/ WORK CAMP			1	100%	1
Jenkins Living Center		1			1
GENESIS MICROBIOLOGY LAB		1			1
KETTERING MEDICAL CENTER			1	100%	1
WMC HEALTH GROUP INC			1	100%	1
Arlington Care Center			1	100%	1
ADVENTHEALTH WATERMAN COMMUNITY CLINIC			1	100%	1
ADVENTHEALTH MEDICAL GROUP UROLOGY AT EAST ORLANDO		1			1
PHYSICIANS ASSOCIATES			1	100%	1
BMC/NASSAU			1	100%	1
AVERA SACRED HEART HOSPITAL			1	100%	1
ADVANCE GASTROENTEROLOGY			1	100%	1
JPS HEALTH CENTER AT TRUE WORTH PLACE			1	100%	1
J F K PEDIATRICS			1	100%	1
Kroger 779 - The Little Clinic Georgetown		1			1
Bayou Vista Community Care Center			1	100%	1
CVS IL2297651CV JOLIET		1			1

COVID-19: testing by laboratory

Data through Apr 1, 2021 verified as of Apr 2, 2021 at 09:25 AM

Data in this report are provisional and subject to change.

The numbers in the table below represent the number of Florida and non-Florida residents for whom test results were received by the Department of Health. A person can be tested by more than one laboratory and can have both positive and negative results. **Therefore, the sum of the numbers in each column will be larger than the total number of people tested.**

Reporting lab	Inconclusive	Negative	Positive	Percent positive	Total
VA Texas Valley Coastal Bend Harlingen HCC		1			1
ST FRANCIS MEDICAL CENTER			1	100%	1
NHC Chattanooga			1	100%	1
CHILDRENS HEALTHCARE CTE OF NORTHERN		1			1
PROGRESSIVE MEDICAL RESEARCH			1	100%	1
ENCOMPASS HEALTH REHABILITATION HOSPITAL OF UTAH		1			1
MY URGENT CARE CLINIC			1	100%	1
Alexandria Place		1			1
PROVIDENCE HOSPITAL			1	100%	1
MULTICARE PHYSICIANS			1	100%	1
PENROSE HOSPITAL			1	100%	1
SUNY AT STONY BROOK			1	100%	1
NEMOURS CHILDRENS URGENT CARE			1	100%	1
ORMOND MEDICAL ARTS FAMILY PRACTICE PL			1	100%	1
LEE MEMORIAL HEALTH SYSTEMS HOME HEALTH		1			1
HIBISCUS COURT			1	100%	1
RAPID CITY REGIONAL HOSPITAL -579 ATTN. LABORATORY		1			1
OUCH URGENT CARE			1	100%	1
ADVENTHEALTH SENIOR CARE AT ORMOND			1	100%	1
MEDEXPRESS URGENT CARE - BENTONVILLE		1			1
RIVIERA BEACH HEALTH CENTER LAB			1	100%	1
Riverside Nursing & Rehabilitation Center		1			1
SAINT JOSEPHS HOSPITAL OF ATLANTA			1	100%	1
DOCTORS HEARING			1	100%	1
MEDEXPRESS URGENT CARE - ST CLAIR, CLOVER DR.		1			1
ASSOCIATES IN INTERNAL MEDICINE PA			1	100%	1
HEALTHALLIANCE HOSPITAL LABORATORY		1			1
COVENANT HEALTH		1			1
CVS NE5714POCT OMAHA		1			1
GOOD SAMARITAN SOCIETY - DE SMET		1			1
PORTSMOUTH REG. HOSPITAL			1	100%	1
Illiana HCS -Danville VAMC		1			1
ACCESS MEDICAL GROUP OF TAMPA INC			1	100%	1
CAPSTONE REHABILITATION AND HEALTHCARE		1			1
CENTRAL ALABAMA HEALTH CARE SYSTEM			1	100%	1
Kroger - KR003500568			1	100%	1
BAPTIST HOSPITAL FAMILY MEDICINE &			1	100%	1
BIOMAT ORLANDO		1			1
MOUNT ST MARYS HOSPITAL OF NIAGARA FALLS			1	100%	1
DEERFIELD BEACH REHABILITATION AND NURSING			1	100%	1
PHYSICIANS PRIMARY CARE LEHIGH PEDS			1	100%	1
CVS AZ3264POCT PHOENIX			1	100%	1
EXCEPTIONAL EMERGENCY CENTER			1	100%	1
ULTIMATE ANALYSIS LABORATORY			1	100%	1
FAIRHAVEN		1			1
UNIVERSITY OF FLORIDA			1	100%	1

COVID-19: testing by laboratory

Data through Apr 1, 2021 verified as of Apr 2, 2021 at 09:25 AM

Data in this report are provisional and subject to change.

The numbers in the table below represent the number of Florida and non-Florida residents for whom test results were received by the Department of Health. A person can be tested by more than one laboratory and can have both positive and negative results. **Therefore, the sum of the numbers in each column will be larger than the total number of people tested.**

Reporting lab	Inconclusive	Negative	Positive	Percent positive	Total
CORDOVA FAMILY PRACTICE			1	100%	1
CARDIOLOGY AND FITNESS MEDICINE		1			1
CVS CA9145POCT SANTEE			1	100%	1
ALL PEDIATRIC CARE PA			1	100%	1
EDGAR PRICE FAMILY & CHILDREN HEALTHCARE CENTER			1	100%	1
EASTSIDE MEDICAL CLINIC		1			1
Carington Park			1	100%	1
WILSON FAMILY MEDICINE LLC		1			1
FRESENIUS SOUTH FORT MYERS		1			1
WILLOWBROOKE COURT AT MATTHEWS GLEN		1			1
LEELANAU OPCO, LLC		1			1
Isle Health and Rehabilitation Center			1	100%	1
KIDS CARE PEDIATRICS			1	100%	1
IRA FIALKO DO			1	100%	1
USC VERDUGO HILLS HOSPITAL			1	100%	1
MDS PHARMA SERVICES		1			1
SANTA CLARA VALLEY MEDICAL CENTER			1	100%	1
Kroger 368 - The Little Clinic Frankfort West		1			1
Victory Health and Rehabilitation			1	100%	1
ALLIED PHYSICIANS GROUP		1			1
THE CHRIST HOSPITAL			1	100%	1
SOUTHEASTERN PATHOLOGY ASSOCIATES			1	100%	1
SOUTH COUNTY MEDICAL CENTER			1	100%	1
Urgent Care 24/7 Orlando LLC			1	100%	1
MD NOW URGENT CARE			1	100%	1
BRISTOL CHILDRENS CLINIC			1	100%	1
Chateau Girardeau			1	100%	1
MEDEXPRESS URGENT CARE -HOWELL US HWY		1			1
GOOD SAMARITAN SOCIETY-FOREST CITY		1			1
SOUTHERN SPRINGS HEALTH CARE		1			1
BLOOD SYSTEMS LABORATORIES			1	100%	1
Big River Nursing and Rehab		1			1
BAPTIST MINOR MEDICAL CENTER			1	100%	1
CVS MO8595POCT RAYMORE		1			1
Crowne Health Care of Eufaula		1			1
Walgreens #3049		1			1
EXPRESS CARE OF OCALA			1	100%	1
ARLINGTON ADULT RESIDENTIAL FACILITY, INC			1	100%	1
MEMORIAL HERMANN SOUTHWEST HOSPITAL			1	100%	1
SARHA DOCTORS CENTER			1	100%	1
EAGLE COUNTY HEALTH AND HUMAN SERVICES			1	100%	1
CONSOLIDATED			1	100%	1
URGENT 202 COX CREEK PKWY		1			1
FIRSTCARE MEDICAL CENTER			1	100%	1
SEGAL INSTITUTE FOR CLINICAL RESEARCH INC			1	100%	1
SCHUYLER HOSPITAL		1			1

COVID-19: testing by laboratory

Data through Apr 1, 2021 verified as of Apr 2, 2021 at 09:25 AM

Data in this report are provisional and subject to change.

The numbers in the table below represent the number of Florida and non-Florida residents for whom test results were received by the Department of Health. A person can be tested by more than one laboratory and can have both positive and negative results. **Therefore, the sum of the numbers in each column will be larger than the total number of people tested.**

Reporting lab	Inconclusive	Negative	Positive	Percent positive	Total
BOCA RATON REGIONAL HOSPITAL		1			1
CVS KS8601POCT OVERLAND PARK			1	100%	1
LEHIGH PULMONARY ASSOCIATES			1	100%	1
WALGREENS_CHICAGO		1			1
SUREPOINT URGENT CARE PADRE ISLAND			1	100%	1
LAKESIDE MEDICAL CENTER		1			1
LAKEWOOD RANCH MEDICAL GROUP LLC			1	100%	1
CARENOW URGENT CARE - ANTIOCH		1			1
FAMILY MEDICAL CENTER		1			1
Eden Meadows		1			1
AMERICAN MEDICAL RESPONSE - FARMER BRA		1			1
HEALTH FIRST MEDICAL GROUP LLC			1	100%	1
Ohman Family Living at Holly Assisted Living		1			1
ST. MARY MEDICAL CENTER		1			1
Kroger 465 - The Little Clinic Oakley		1			1
PROGENESIS INC			1	100%	1
PHYSICIANS ASSOCIATES PA			1	100%	1
LIFE CARE CENTER OF GWINNETT		1			1
Manassas Health & Rehab			1	100%	1
Ravenwood Speciality Care		1			1
SUPREME MEDICAL GROUP PLLC			1	100%	1
PUTNAM CO HOSPITAL-D/B/A ASBURY TOWERS		1			1
Bivins Pointe			1	100%	1
OPTIMAL MEDICINE INC		1			1
WELLSNOW URGENT CARE-OSWEGO			1	100%	1
PALM SPRINGS GENERAL HOSPITAL			1	100%	1
El Paso Health Care Center			1	100%	1
VISTA DEL SOL MED ASSOC		1			1
BEAUMONT REFERENCE LABORATORY			1	100%	1
NOORANI MEDICAL CENTER LLC			1	100%	1
PHYSICIANS URGENT CARE			1	100%	1
WATERTOWN URGENT CARE		1			1
COLLINS NURSING HOME		1			1
Vista Park			1	100%	1
PHYSICIAN ASSOCIATES, LLC			1	100%	1
Kroger 907 - The Little Clinic Holland		1			1
URGENT TEAM MANAGEMENT OF TENNESSEE, L			1	100%	1
Niles Nursing and Rehab. Center		1			1
Home Health Care Clinic		1			1
ENZO LABS INC			1	100%	1
EAST COAST INSTITUTE FOR RESEARCH LLC			1	100%	1
ADVANCE MD CARE			1	100%	1
CVS AZ69POCT PEORIA		1			1
Parkview Care and Rehabilitation Center		1			1
SUNRISE CLINIC SANTA ROSA		1			1
BLAKE AT PENSACOLA OPERATION CO, LLC, THE			1	100%	1

COVID-19: testing by laboratory

Data through Apr 1, 2021 verified as of Apr 2, 2021 at 09:25 AM

Data in this report are provisional and subject to change.

The numbers in the table below represent the number of Florida and non-Florida residents for whom test results were received by the Department of Health. A person can be tested by more than one laboratory and can have both positive and negative results. **Therefore, the sum of the numbers in each column will be larger than the total number of people tested.**

Reporting lab	Inconclusive	Negative	Positive	Percent positive	Total
SANTA ROSA PEDIATRICS			1	100%	1
DSI LABORATORIES-NAPLES-7TH			1	100%	1
WEST CARVER MEDICAL ASSOCIATES		1			1
St. Mary's Care Center		1			1
LYSTER MAIN LAB, FT RUCKER		1			1
LAS PALMAS MEDICAL CENTER			1	100%	1
Hawthorne House		1			1
CAROLINAS HEALTHCARE SYSTEM LAB			1	100%	1
RED BUG LAKE ROAD OVIEDO COVID			1	100%	1
STONECREST MEDICAL CENTER		1			1
TAMPA HEALTH CARE PROVIDERS PA		1			1
COLOMBO'S PHARMACY		1			1
HARRIS URGENT CARE CENTER			1	100%	1
Strasburg Care Center		1			1
SJMC PHYSICIAN SERVICES			1	100%	1
Hillside Rehab and Care Center			1	100%	1
MEDEXPRESS URGENT CARE - CINNAMINSON		1			1
INTERNAL MEDICINE GROUP OF CENTRAL FLORIDA			1	100%	1
Acts Manor House		1			1
UABC			1	100%	1
CLERMONT PEDIATRICS, PA			1	100%	1
REGIONAL MEDICAL LABORATORY			1	100%	1
HEALTHPARTNERS HUDSON CLINIC			1	100%	1
CDR MAGUIRE - STUART MISSION			1	100%	1
EXPRESS CARE OF LEESBURG			1	100%	1
SCRIPPS MERCY HOSPITAL			1	100%	1
SYNERGENE LABORATORY			1	100%	1
LRHS Pablo Urgent Care		1			1
NEW ERA COMMUNITY HEALTH CENTER LLC		1			1
BHS PHYSICIAN NETWORK			1	100%	1
LAKE LURE HEALTH CENTER			1	100%	1
STERLING HOUSE OF PORT ORANGE		1			1
Walgreens #3661		1			1
ST VINCENT'S AMBULATORY CARE INC			1	100%	1
Carrollton Manor Inc		1			1
Pinnacle Assisted Living			1	100%	1
Kroger 838 - The Little Clinic Fairborn		1			1
Heartland of Perrysburg		1			1
SANFORD LABORATORIES WATERTOWN			1	100%	1
BROOKSHIRE, THE			1	100%	1
BELLMORE PEDIATRICS		1			1
Greencroft Goshen		1			1
BETHESDA DIALYSIS			1	100%	1
441 URGENT CARE CENTER - BROWNWOOD			1	100%	1
Hempfield Manor		1			1
MID FLORIDA BIOLOGICALS			1	100%	1

COVID-19: testing by laboratory

Data through Apr 1, 2021 verified as of Apr 2, 2021 at 09:25 AM

Data in this report are provisional and subject to change.

The numbers in the table below represent the number of Florida and non-Florida residents for whom test results were received by the Department of Health. A person can be tested by more than one laboratory and can have both positive and negative results. **Therefore, the sum of the numbers in each column will be larger than the total number of people tested.**

Reporting lab	Inconclusive	Negative	Positive	Percent positive	Total
Signature Healthcare of Fort Wayne		1			1
Community Compassion Center of Batesville			1	100%	1
Falmouth By The Sea			1	100%	1
MEDEXPRESS URGENT CARE-MEADVILLE			1	100%	1
ADVANCED RESEARCH AND DIAGNOSTIC LABORATORY UNIVERSITY OF MINNESOTA			1	100%	1
Maplewood of Cheshire County		1			1
NSPIRE HEALTHCARE PLANTATION			1	100%	1
Baypoint Healthcare Center			1	100%	1
BRANKO D PEJIC MD FAMILY PRACTICE			1	100%	1
CERMAK HEALTH SERVICES			1	100%	1
ROYAL PALM PEDIATRICS			1	100%	1
ARIZA WELLNESS CARE LLC			1	100%	1
Sunnybrook Rehabilitation Center			1	100%	1
DORNOCH PLACE DEL PRADO		1			1
ASHLEY CLINICAL DIAGNOSTIC LABORATORY			1	100%	1
LAMARQUE DIALYSIS			1	100%	1
CAREHERE HUDSON BAY			1	100%	1
FOUNDATION LABORATORY			1	100%	1
STEWARD FLORIDA ALF, INC			1	100%	1
CUSTOM SCRIPTS PHARMACY		1			1
RIVERSIDE MEDICAL CENTER		1			1
MEDEXPRESS-DOVER		1			1
White Oak Manor - Rock Hill		1			1
ST JOHN HOSPITAL & MEDICAL CENTER MICRO			1	100%	1
FLAGLER PROFESSIONAL HEALTH CARE SERVICES INC		1			1
FIRST CARE WALK IN CLINIC LLC			1	100%	1
MARTIN MEM FAMILY CARE AT ST LUCIE W			1	100%	1
SHEPHERD CENTER CLINICAL LABORATORY		1			1
SUMMERFIELD PAIN MANAGEMENT			1	100%	1
Indianspring of Oakley		1			1
ST MICHAEL'S ELITE MEDICAL HOSPITAL			1	100%	1
AFFILIATED LABORATORIES INC			1	100%	1
Wildwood Healthcare		1			1
SOUTHWEST FLORIDA DIVISION LAB			1	100%	1
NULEASE MEDICAL SOLUTIONS			1	100%	1
HEALTH PARTNERS LLC		1			1
CHI ST VINCENT LITTLE ROCK DIAGNOSTIC CLINIC			1	100%	1
NEVADA DEPARTMENT OF HEALTH AND HUMAN SERVICES			1	100%	1
DIMMIT REGIONAL HOSPITAL			1	100%	1
CARESPOT EXPRESS HEALTHCARE BOYNTON BEACH			1	100%	1
Walgreens #5065		1			1
SACRED HEART HEALTH SYSTEM- MIDWIFE PROGRAM			1	100%	1
Shoreline Care Center			1	100%	1
BOND COUNTY HEALTH DEPARTMENT			1	100%	1
INTERMOUNTAIN HEALTHCARE CENTRAL LABORATORY			1	100%	1
LOUISIANA STATE LAB			1	100%	1

COVID-19: testing by laboratory

Data through Apr 1, 2021 verified as of Apr 2, 2021 at 09:25 AM

Data in this report are provisional and subject to change.

The numbers in the table below represent the number of Florida and non-Florida residents for whom test results were received by the Department of Health. A person can be tested by more than one laboratory and can have both positive and negative results. **Therefore, the sum of the numbers in each column will be larger than the total number of people tested.**

Reporting lab	Inconclusive	Negative	Positive	Percent positive	Total
NEW RIVER HEALTH DISTRICT			1	100%	1
Orange City Nursing and Rehab Center			1	100%	1
HEALTH CLINIC,THE		1			1
SILVERMAN			1	100%	1
TMH PHYSICIAN PARTNERS QUINCY			1	100%	1
Juniper Village at Bucks County		1			1
DORAL KIDNEY CENTER			1	100%	1
NEMOURS CHILDREN'S PRIMARY CARE			1	100%	1
MYCLINIC, INC			1	100%	1
PALMETTO CHARTER SCHOOL		1			1
MEDCARE QUALITY MEDICAL CENTER LLC			1	100%	1
Piqua Manor		1			1
Springdale Village		1			1
JERSEY IRISH MEDICAL (DBA AFC URGENT C			1	100%	1
BOCA RATON PHYSICIANS PA			1	100%	1
ASHLEY PEDICATRICS DAY AND NIGHT CLINIC			1	100%	1
NORTH SHORE HEMATOLOGY-ONCOLOGY ASSOCIATES		1			1
CENTRAL TX URGENT CARE			1	100%	1
JOHNSON MEDICAL SERVICES			1	100%	1
WALGREENS # 09788		1			1
DECATUR MORGAN HOSPITAL - DECATUR GENE		1			1
NORTHEAST TEXAS DIALYSIS		1			1
TMH PHYSICIAN PARTNERS			1	100%	1
MED TECH CLINICAL LABORATORY		1			1
NANCY M WORTHINGTON MD PA			1	100%	1
WINCHESTER HOSPITAL			1	100%	1
FLORIDA STATE UNIVERSITY HEALTH SERVICES			1	100%	1
Eddy Memorial Geriatric Center		1			1
PROVIDENCE ST. PATRICK HOSPITAL			1	100%	1
ELEMENTS PHARMACY			1	100%	1
Trucare Living Centers - Columbus		1			1
Lopatcong Center		1			1
MALUHIA		1			1
LIFECARE MEDICAL CENTER			1	100%	1
COSTCO PHARMACY #1023			1	100%	1
NCH HEALTHCARE CREEKSIDE ENDOSCOPY			1	100%	1
STANLY REGIONAL MEDICAL CENTER			1	100%	1
SUMMERLIN MEDICAL CENTRE			1	100%	1
CLINICAL PATHOLOGY LABORATORIES SOUTHEAST INC			1	100%	1
Garden Villa Bedford		1			1
WINDSOR MANOR			1	100%	1
Garden View Care Center at Dougherty Ferry		1			1
CAREFIRST URGENT CARE - BEECHMONT			1	100%	1
KIDS HEALTH ALLIANCE PA			1	100%	1
Lenbrook		1			1
THE NEW JEWISH HOME		1			1

COVID-19: testing by laboratory

Data through Apr 1, 2021 verified as of Apr 2, 2021 at 09:25 AM

Data in this report are provisional and subject to change.

The numbers in the table below represent the number of Florida and non-Florida residents for whom test results were received by the Department of Health. A person can be tested by more than one laboratory and can have both positive and negative results. **Therefore, the sum of the numbers in each column will be larger than the total number of people tested.**

Reporting lab	Inconclusive	Negative	Positive	Percent positive	Total
LEESBURG DIALYSIS CENTER		1			1
Kroger 086 - The Little Clinic Broomfield-Sheridan		1			1
MINUTECLINIC DIAGNOSTIC OF NH, LLC (CL		1			1
IMMY LABS			1	100%	1
TOXUSALABS DBA CONNECTDX LABS		1			1
ARISTACARE AT MANCHESTER		1			1
PATHOLOGY ASSOCIATES			1	100%	1
MAGGY PHARMACY INC		1			1
ORMOND BEACH DIALYSIS			1	100%	1
DUKE UNIVERSITY POINT OF CARE TESTING PROGRAM			1	100%	1
CVS TX1057POCT SAN ANTONIO		1			1
ENT & ALLERGY ASSOCIATES, LLP - SLEEPY HOLLOW (ABBOTT)		1			1
PALM BEACH COUNTY HEALTH DEPT.			1	100%	1
BAPTIST HEALTH FLOYD			1	100%	1
LAKE COMMUNITY ACTION AGENCY		1			1
HAWAII DEPARTMENT OF HEALTH LAB			1	100%	1
CENTRAL FLORIDA MEDICAL CARE			1	100%	1
SOUTH FLORIDA URGENT CARE CENTERS, LLC			1	100%	1
HENRICO DOCTOR'S LABORATORY			1	100%	1
IVAN, MAYA			1	100%	1
CAROMONT HEALTH			1	100%	1
Mason Health and Rehab		1			1
THE LITTLE CLINIC, LLC			1	100%	1
Kroger 670 - The Little Clinic Powell		1			1
ST ANTHONY'S PINELLAS CARE CLINIC			1	100%	1
ST MARYS HEALTH CARE SYSTEM		1			1
INDIAN RIDGE		1			1
PORTAGE MEDICAL CENTER			1	100%	1
PCG MOLECULAR			1	100%	1
Spring Gate Rehab and Healthcare Center		1			1
DERMDX, DIV OF AURORA DIAGNOSTICS/BERNHARDT LAB		1			1
COASTAL ER IX, PHYSICIANS PREMIER			1	100%	1
BOCA GENERAL AND FAMILY MEDICINE		1			1
FRIO REGIONAL PRIMARY CARE AND URGENT CARE CLINIC			1	100%	1
MERRILL GARDENS AT CHAMPIONSGATE			1	100%	1
LITTLE COMPANY OF MARY HOSPITAL			1	100%	1
Victoria Manor		1			1
PRACTITIONERS IN MOTION			1	100%	1
BRIAN C GRINER MD LLC			1	100%	1
Kroger 682 - The Little Clinic Combs and Gantzel		1			1
FLAGLER COUNTY BOARD OF COUNTY COMMISSIONERS			1	100%	1
EAST GEORGIA REGIONAL MEDICAL CENTER			1	100%	1
KENT		1			1
HEALTHCARE AND REHAB OF SANFORD			1	100%	1
TITUS REGIONAL MEDICAL CENTER			1	100%	1
KENNEDY BOULEVARD DIALYSIS			1	100%	1

COVID-19: testing by laboratory

Data through Apr 1, 2021 verified as of Apr 2, 2021 at 09:25 AM

Data in this report are provisional and subject to change.

The numbers in the table below represent the number of Florida and non-Florida residents for whom test results were received by the Department of Health. A person can be tested by more than one laboratory and can have both positive and negative results. **Therefore, the sum of the numbers in each column will be larger than the total number of people tested.**

Reporting lab	Inconclusive	Negative	Positive	Percent positive	Total
PRIMARY CARE GROUP LLC		1			1
VIRTUA HEALTH AND REHABILITATION		1			1
EMERGENCY CARE SERVICES LAB AT JFK MEDICAL CENTER			1	100%	1
BAYSTATE REFERENCE LABORATORY			1	100%	1
CVS TN5694POCT SODDY DAISY		1			1
FLAGLER MEDICAL ASSOCIATES PA			1	100%	1
SANTA MONICA CA-UCLA MC			1	100%	1
PAMC MICRO LAB			1	100%	1
PATHLAB SERVICES			1	100%	1
USA Healthcare LTC, LLC - Folsom Center for Rehabilitation & Healthca		1			1
TUNIS STREET GROUP HOME		1			1
VA Boston HCS-West Roxbury Division			1	100%	1
SEASONS HOSPICE AND PALLIATIVE CARE OF			1	100%	1
PANCARE HEALTH - NORTHSIDE ELEMENTARY			1	100%	1
ANSWERS RESOURCE FACILITY		1			1
PENSACOLA PATHOLOGY		1			1
MEDSTAR HEALTH URGENT CARE			1	100%	1
SUMMER PLACE NURSING & REHABILITATION		1			1
Senatobia Healthcare & Rehab		1			1
CAN COMMUNITY HEALTH LLC		1			1
Monument Health Strugis Care Center		1			1
CVS TX7825POCT FRISCO		1			1
EUGENE T FINAN, MD			1	100%	1
RED HOOK FAMILY PRACTICE		1			1
SOUTHWESTERN VERMONT MEDICAL CENTER			1	100%	1
CHILDRENS SPECIALIST PEDIATRIC PULMMOLOGY &			1	100%	1
White River Health Care Center		1			1
ADVENTHEALTH MEDICAL GROUP INTERNAL MEDICINE AT MILLS			1	100%	1
MEDCOR INC			1	100%	1
HEALTH CHOICES, PLLC		1			1
WILLOWBROOKE CT AT LIMA ESTATES		1			1
SAN JOSE CLINIC		1			1
ST LUKE LUTHERAN HOME		1			1
BLACKBERRY CENTER, THE		1			1
ATHENA PLASTIC SURGERY		1			1
Seal Rock Healthcare		1			1
RIVERSIDE PEDIATRIC GROUP, INC		1			1
ORDRS, INC.			1	100%	1
Eagle Point Health Care Center		1			1
SONORAN DESERT PATHOLOGY			1	100%	1
Woodstock Nursing and Rehabilitation Center		1			1
BATESVILLE - SHERWOOD URGENT CARE			1	100%	1
BUFFALO VAMC			1	100%	1
SUPERKIDS PEDIATRICS			1	100%	1
WOODHILLS LABS			1	100%	1
NF Escambia, LLC DBA Olive BranchHealth and Rehabilitaion Center			1	100%	1

COVID-19: testing by laboratory

Data through Apr 1, 2021 verified as of Apr 2, 2021 at 09:25 AM

Data in this report are provisional and subject to change.

The numbers in the table below represent the number of Florida and non-Florida residents for whom test results were received by the Department of Health. A person can be tested by more than one laboratory and can have both positive and negative results. **Therefore, the sum of the numbers in each column will be larger than the total number of people tested.**

Reporting lab	Inconclusive	Negative	Positive	Percent positive	Total
CVS LA1116POCT BATON ROUGE		1			1
ST CATHERINE HOSPITAL LABORATORY			1	100%	1
OKLAHOMA BLOOD INSTITUTE			1	100%	1
ADVANCED CARDIOVASCULAR DIAGNOSTICS OF FL			1	100%	1
NHC HealthCare St. Charles		1			1
ROBERT TAYLOR COMMUNITY COMPLEX			1	100%	1
LABORATORIO BUENA SALUD			1	100%	1
CVS CA9858POCT SANTA CLARITA		1			1
ST JOHN'S HOME CARE			1	100%	1
RAMBAM URGENT CARE			1	100%	1
Kroger 629 - The Little Clinic Cartersville, GA Hwy 41		1			1
PASTEUR MEDICAL CENTER LLC		1			1
ORMC-ARDEN/EOI			1	100%	1
PEDIATRIC ASSOCIATES OF ORLANDO			1	100%	1
THE READING HOSPITAL AND MEDICAL CENTER			1	100%	1
ASUNCION HOME HEALTH CARE CORP			1	100%	1
EASTGENE LABORATORIES		1			1
Princeton Place			1	100%	1
SPEARE MEMORIAL HOSPITAL			1	100%	1
BRUNSWICK HEALTH AND REHABILITATION CE		1			1
NORTH PALM CHIDRENS PHYSICIANS			1	100%	1
ISLAND NURSING HOME			1	100%	1
NORTH SHORE HEMATOLOGY-ONCOLOGY ASSOCIATES PC		1			1
Piedmont Crossing		1			1
FREEPORT ER DOX URGENT CARE		1			1
OAKWOOD HOSPITAL - DEARBORN LAB			1	100%	1
POETS WALK SARASOTA			1	100%	1
Maple Lane Nursing Home		1			1
CVS IL2297652CV CHICAGO		1			1
INTERNAL MEDICINE ASSOCIATES		1			1
SHANNON CLARK OD, PA			1	100%	1
LSU MEDICAL CENTER			1	100%	1
DIXIE COUNTY JAIL			1	100%	1
Highland Ave. Eye Clinic		1			1
Kroger 923 - The Little Clinic Centerville		1			1
PowerBack Piscataway Center		1			1
ADVANTA LABS, LLC		1			1
DR PHILLIPS CENTER FOR WELLNESS		1			1
HIDALGO FAMILY CLINIC			1	100%	1
FLORIDA CLINICAL LABORATORY INC DBA			1	100%	1
URGENT CARE CENTER OF PORT ORANGE LLC			1	100%	1
ENCOMPASS HEALTH HOME HEALTH		1			1
ADAPTIVE BIOTECHNOLOGIES			1	100%	1
CVS TX3702POCT KATY		1			1
CVS CA8882POCT SAN CLEMENTE		1			1
SALUDA NURSING CENTER		1			1

COVID-19: testing by laboratory

Data through Apr 1, 2021 verified as of Apr 2, 2021 at 09:25 AM

Data in this report are provisional and subject to change.

The numbers in the table below represent the number of Florida and non-Florida residents for whom test results were received by the Department of Health. A person can be tested by more than one laboratory and can have both positive and negative results. **Therefore, the sum of the numbers in each column will be larger than the total number of people tested.**

Reporting lab	Inconclusive	Negative	Positive	Percent positive	Total
ORLANDO HEALTH MEDICAL GROUP			1	100%	1
CARENOW MIDTOWN			1	100%	1
HALIFAX HEALTH PRIMARY CARE			1	100%	1
MINUTE CLINIC DIAGNOSTIC PA			1	100%	1
DAVITA DIALYSIS-NORTH			1	100%	1
FASTMED URGENT CARE			1	100%	1
SAINT JOSEPH'S HOSPITAL AND MEDICAL CENTER		1			1
FLORIDA ADVANCED MEDICAL AND DERM AESTHETICS LLC			1	100%	1
MAYO MEDICAL LABORATORIES			1	100%	1
WESTCHESTER MEDICAL CENTER ADVANCED		1			1
BROOKDALE FORT WALTON BEACH			1	100%	1
Robinson Terrace Rehabilitation and Nursing Center		1			1
SMITH KLINE			1	100%	1
ANY LAB TEST NOW JACKSONVILLE		1			1
Kroger 500 - The Little Clinic Speedway		1			1
BRIDGES AT LIFE CARE CENTER OF OCALA, THE			1	100%	1
SIERRA HEALTH CARE CENTER		1			1
HARMONY HEALTHCARE ORLANDO INC		1			1
WEST BOCA MEDICAL CENTER			1	100%	1
Waters of Covington		1			1
MARTIN MEMORIAL MEDICENTER			1	100%	1
MEDCARE-GARNERS FERRY			1	100%	1
PUBLIX PHARMACY #1122		1			1
MY INSTADOC - HOWELL URGENT CARE		1			1
BRIGHAM YOUNG UNIV STUDENT HEALTH CTR			1	100%	1
Ramsey Village		1			1
PRIORITY CARE LLC			1	100%	1
Bay View Nursing and Rehabilitation Center			1	100%	1
DIXIE REGIONAL MEDICAL CENTER			1	100%	1
AHMG LAKE NONA PRIMARY CARE		1			1
ANMED HEALTH MEDICAL CENTER			1	100%	1
SPECIALTY MOLECULAR - DENVER			1	100%	1
CARESTAT HOSPICE SERVICES			1	100%	1
SOLARIS HEALTHCARE PLANT CITY		1			1
PRISMA HEALTH TUOMEY LABORATORY			1	100%	1
Kroger 767 - The Little Clinic Beaumont		1			1
TITUSVILLE REHABILITATION AND NURSING CENTER		1			1
HEALTH AND HOPE CLINIC INC			1	100%	1
MEDICAL CITY NORTH HILLS			1	100%	1
ACCESS FAMILY CARE LLC			1	100%	1
USF PHYSICIANS GROUP			1	100%	1
HUGH CHATHAM FAMILY MEDICINE INDEPENDENCE		1			1
GILBERT MEDICAL GROUP			1	100%	1
WEST PALM BEACH PHARMACEUTICALS LLC			1	100%	1
THEDACARE FAMILY MEDICINE GATEWAY			1	100%	1
COMMUNITY			1	100%	1

COVID-19: testing by laboratory

Data through Apr 1, 2021 verified as of Apr 2, 2021 at 09:25 AM

Data in this report are provisional and subject to change.

The numbers in the table below represent the number of Florida and non-Florida residents for whom test results were received by the Department of Health. A person can be tested by more than one laboratory and can have both positive and negative results. **Therefore, the sum of the numbers in each column will be larger than the total number of people tested.**

Reporting lab	Inconclusive	Negative	Positive	Percent positive	Total
KAISER PERMANENTE REGIONAL REFERENCE LABORATORY		1			1
Shelbyville Manor		1			1
VALLEY HOSPITAL MEDICAL CENTER		1			1
Central Alabama Veterans HCS - West Campus		1			1
PURECARE PHARMACY		1			1
EVENTIDE LUTHERAN HOME		1			1
KENDALL PEDIATRICS PARTNERS LLC			1	100%	1
CARE CENTER OF LAKE PLACID			1	100%	1
AHC Dyersburg		1			1
HIGHLANDS CLINICAL LABORATORY			1	100%	1
CENTRAL FL INTERNAL MEDICINE ASSOCIATES LLC		1			1
SHANNON MEDICAL CENTER			1	100%	1
URGENTMED			1	100%	1
Northern Nevada State Veterans Home		1			1
Chateau Dville Rehab & Retirement		1			1
SAINT FRANCIS HOSPITAL			1	100%	1
ADDINGTON PLACE EAST LAKE		1			1
SANCHEZ CAZAU MEDICAL GROUP			1	100%	1
CLEMENT J ZABLOCKI VAMC		1			1
ARIZONA STATE LABORATORY			1	100%	1
Grays Harbor Health and Rehabilitation		1			1
Summit Medical Group Morristown Oncology		1			1
YOUTH HEALTH CENTER OF HUNTINGTON		1			1
ST.ELIZABETH HEALTH CENTER	1				1
ADVANCED LABORATORY SERVICES			1	100%	1
METHODIST HEALTHCARE - MEMPHIS HOSP		1			1
Good Samaritan Society - Albion		1			1
WALGREENS #06025		1			1
MEDERI CARETENDERS VS OF SE FL LLC DBA			1	100%	1
SISTERS MISSION			1	100%	1
HUDSON REGIONAL HOSPITAL			1	100%	1
CAH ACQUISITION COMPANY 11 LLC			1	100%	1
WELLCARE URGENT CARE			1	100%	1
VICTORIA PAIN AND REHABILITATION CENTER			1	100%	1
SAINT ALPHONSUS REGIONAL MEDICAL CENTER			1	100%	1
CVS NE8616POCT LINCOLN		1			1
MAHONEY PEDIATRICS PA			1	100%	1
ALL AMERICAN FAMILY AND GERIATRIC CARE			1	100%	1
PUBLIX PHARMACY #0332		1			1
TITUSVILLE TOWERS ASSISTED LIVING		1			1
Kroger 618 - The Little Clinic Trail Creek Village		1			1
DAYTONA BEACH CENTRA CARE			1	100%	1
Altenheim Senior Living		1			1
FIT4LIFE MEDICAL CENTER			1	100%	1
HALE KUPUNA HERITAGE HOME		1			1
Kroger 569 - The Little Clinic Gallatin		1			1

COVID-19: testing by laboratory

Data through Apr 1, 2021 verified as of Apr 2, 2021 at 09:25 AM

Data in this report are provisional and subject to change.

The numbers in the table below represent the number of Florida and non-Florida residents for whom test results were received by the Department of Health. A person can be tested by more than one laboratory and can have both positive and negative results. **Therefore, the sum of the numbers in each column will be larger than the total number of people tested.**

Reporting lab	Inconclusive	Negative	Positive	Percent positive	Total
ORMOND PEDIATRICS PA			1	100%	1
CASA DE ORO CARE AND REHABILITATION CE		1			1
SMYTH COUNTY COMMUNITY HOSPITAL LABORATORY			1	100%	1
ASHLEY PEDIATRICS DAY & NIGHT CLINIC			1	100%	1
SEVEN HILLS HEALTHCARE GROUP LLC DBA		1			1
ALTAMONTE SPRINGS WALK IN MED CENTER			1	100%	1
JOHN PETER SMITH HOSPITAL- OB TRIAGE			1	100%	1
MEMORIAL SATILLA HEALTH			1	100%	1
Fairhope		1			1
C V S / PHARMACY #833		1			1
CVS AZ9273POCT TUCSON			1	100%	1
WALKIN MEDICAL URGENT CARE,NEW CITY			1	100%	1
RYE BEACH PHARMACY INC		1			1
FLORIDA DEPARTMENT OF HEALTH PALM BEACH COUNTY			1	100%	1
WELL-KEY URGENT CARE SEVIERVILLE			1	100%	1
Mayfair Village Nursing Care Center		1			1
MEDEXPRESS NORTHSIDE			1	100%	1
OCALA RKC EAST HEMO #1			1	100%	1
FLORIDA FAMILY LABORATORY		1			1
LANTANA HC LAB			1	100%	1
SHRIVERS PHARMACY AND WELLNESS CENTER			1	100%	1
Walgreens #12153		1			1
Hillside Manor Rehabilitation and Extended Care Center		1			1
ALLEGANY COUNTY DEPARTMENT OF HEALTH		1			1
AURORA CONSOLIDATED LABORATORY			1	100%	1
TFH HOME HEALTH INC			1	100%	1
LabCorp L#09258295 M#09258285			1	100%	1
PHOEBE SUMTER MEDICAL CENTER LABORATORY		1			1
The Center at Centennial			1	100%	1
COURTLAND TERRACE		1			1
CVS IL7142POCT LOCKPORT		1			1
THE EMORY CLINIC			1	100%	1
Kroger 705 - The Little Clinic Richmond		1			1
A.G. Rhodes		1			1
TAYLOR COUNTY HEALTH DEPARTMENT			1	100%	1
ARTESIAN HOME		1			1
MARYLAND DEPARTMENT OF HEALTH AND MENTAL HYGIENE			1	100%	1
WEST FLORIDA MEDICAL CENTER CLINIC			1	100%	1
BLESSINGS MEDICAL CLINIC, THE			1	100%	1
MOUNTAINVIEW URGENT CARE VALLEY		1			1
CVS MA654POCT ACTON		1			1
FRESENIUS MEDICAL CARE TRADTION			1	100%	1
WEST VIRGINIA LABORATORIES			1	100%	1
Harris Hill Nursing Facility		1			1
FLORIDA HEART AND VASCULAR MULTISPECIALTY GROUP PA			1	100%	1
MARTIN LUTHER KING RENAL INSTITUTE			1	100%	1

COVID-19: testing by laboratory

Data through Apr 1, 2021 verified as of Apr 2, 2021 at 09:25 AM

Data in this report are provisional and subject to change.

The numbers in the table below represent the number of Florida and non-Florida residents for whom test results were received by the Department of Health. A person can be tested by more than one laboratory and can have both positive and negative results. **Therefore, the sum of the numbers in each column will be larger than the total number of people tested.**

Reporting lab	Inconclusive	Negative	Positive	Percent positive	Total
DEVLIN MANOR NURSING AND REHABILITATION		1			1
MCCALLIE SCHOOL-STUDENT HEALTH CENTER		1			1
NONA MEDICAL ARTS		1			1
CONSULATE HEALTH CARE OF VERO BEACH			1	100%	1
MEDIPLUS CLINIC, INC			1	100%	1
PAUL C SCHWARTZ & MELVIN L WEIDMAN		1			1
STANDIFER PLACE		1			1
Brown Memorial Home		1			1
CARING PROFESSIONAL HEALTH CARE LLC		1			1
ATMORE COMMUNITY HOSPITAL			1	100%	1
INNOVATIVE CARE II LLC			1	100%	1
VERITAS GENETICS, INC.			1	100%	1
REGIONAL MED CTR BAYONET POINT			1	100%	1
FLORIDA DIGESTIVE AND LIVER SPECIALISTS			1	100%	1
HEALTHPLUS			1	100%	1
SOUTHERN FAMILY HEALTH			1	100%	1
JOHN HOPKINS WELLNESS CENTER PEPSICO			1	100%	1
QUALITY URGENT CARE CENTER			1	100%	1
PUBLIC HEALTH LABORATORIES			1	100%	1
EMERALD HEALTH CARE		1			1
Medilodge of Midland		1			1
BIOLOGICAL AND CHEMICAL EMERGENCIES LABORATORY			1	100%	1
NORTH WEST FLORIDA DIAGNOSTIC ENOCRINOLOGY CLINIC			1	100%	1
JET MEDICAL CENTER			1	100%	1
INDIGO PALMS			1	100%	1
GULF BREEZE TREATMENT CENTER, LLC			1	100%	1
VIVIAN SIMMONS FAMILY PRACTICE			1	100%	1
CELEBRATION FAMILY PHYSICIANS LLC			1	100%	1
ABSOLUTE CAREGIVERS HOME HEALTH AGENCY INC			1	100%	1
MID-SOUTH URGENT CARE, PLLC			1	100%	1
PRIME CARE FAMILY MEDICINE			1	100%	1
PEDIATRIC ASSOCIATES - JACKSONVILLE			1	100%	1
CVS MA929POCT FRANKLIN		1			1
Caldwell Care		1			1
MOUNT SINAI HOSPITAL OF QUEENS			1	100%	1
GULF COUNTY HEALTH DEPARTMENT			1	100%	1
SARASOTA MEMORIAL HOSPITAL		1			1
THE DOCTORS OFFICE OF BRICK, LLC		1			1
EAST END PEDIATRICS		1			1
CARENOW URGENT CARE-HENDERSONVILLE		1			1
TRANSCEND PERFORMANCE AND LIFESTYLE INSTITUTE			1	100%	1
JERSEY IRISH MEDICAL		1			1
MINUTECLINIC LLC #3351			1	100%	1
EH FARGO HOSPITAL LABORATORY			1	100%	1
CVS OH3481POCT MARYSVILLE		1			1
ABRAKIDABRA KIDS CLINIC			1	100%	1

COVID-19: testing by laboratory

Data through Apr 1, 2021 verified as of Apr 2, 2021 at 09:25 AM

Data in this report are provisional and subject to change.

The numbers in the table below represent the number of Florida and non-Florida residents for whom test results were received by the Department of Health. A person can be tested by more than one laboratory and can have both positive and negative results. **Therefore, the sum of the numbers in each column will be larger than the total number of people tested.**

Reporting lab	Inconclusive	Negative	Positive	Percent positive	Total
MEDHEALTH CLINICAL INC			1	100%	1
ADVANCE CARDIOVASCULAR IMAGING, INC			1	100%	1
BROOKSVILLE REGIONAL HOSPITAL			1	100%	1
FAMILY MEDICAL CENTER OF HOLLYWOOD PA			1	100%	1
HUNTSVILLE HOSPITAL			1	100%	1
CORPORATION OF AMERICA		1			1
HALIFAX FAMILY HEALTH CENTER			1	100%	1
UNIVERSITY OF MIAMI - LENNAR CENTER			1	100%	1
CARDIAC AND VASCULAR CONSULTANTS MD PA		1			1
Harbor House		1			1
DESTIN SURGERY CENTER LTD		1			1
NORTH CAROLINA STATE LABORATORY OF PUBLIC HEALTH, SPECTRUM LAB NETWORK			1	100%	1
LIBERTY COMMONS NURSING AND REHABILITA		1			1
FLORIDA HOSPITAL TRANSPLANT CENTER		1			1
FAMILY MEDICAL CENTERS			1	100%	1
TMH PHYSICIAN PARTNERS WAKULLA			1	100%	1
PENNY PEDIATRICS		1			1
BROOKDALE WEST PALM BEACH			1	100%	1
HEARTLAND OF ZEPHYRHILLS FL, LLC			1	100%	1
FAITH FAMILY PRACTICE			1	100%	1
Williamstown Commons			1	100%	1
CONNECTICUT PEDIATRICS @ CHC		1			1
MCR HEALTH MEDICAL EXPRESS			1	100%	1
HATLEY HEALTH CARE, INC		1			1
LANGLEY DIALYSIS			1	100%	1
MEDICAL LIFE-INC GUIDEWELL EMERGENCY MEDICINE			1	100%	1
Remarkable Healthcare Dallas			1	100%	1
GENESIS HEALTH SYSTEM			1	100%	1
NOVANT HEALTH PRINCE WILLIAM WELLNESS CENTER			1	100%	1
AESTHETIC PHYSICIANS PC			1	100%	1
BAPTIST HOSPITAL EAST			1	100%	1
ELATION HEALTH		1			1
ALL CARE URGENT CARE			1	100%	1
Walgreens #10988		1			1
CVS OH6164POCT DELAWARE		1			1
BRIDGEWAY CENTER INC			1	100%	1
Brio of Johnston		1			1
WORKFORCE HEALTH DEPARTMENT			1	100%	1
NEXT LEVEL URGENT CARE (WOODLANDS)			1	100%	1
TIMPANOGOS REGIONAL HOSPITAL			1	100%	1
Greenhaven Health and Rehabilitation		1			1
TILE PHARMACY		1			1
SAINT AGNES HOSPITAL			1	100%	1
SENCARE MANAGEMENT		1			1
VANAJA SUREDDI MD PA			1	100%	1
Kroger 016 - The Little Clinic Centennial		1			1

COVID-19: testing by laboratory

Data through Apr 1, 2021 verified as of Apr 2, 2021 at 09:25 AM

Data in this report are provisional and subject to change.

The numbers in the table below represent the number of Florida and non-Florida residents for whom test results were received by the Department of Health. A person can be tested by more than one laboratory and can have both positive and negative results. **Therefore, the sum of the numbers in each column will be larger than the total number of people tested.**

Reporting lab	Inconclusive	Negative	Positive	Percent positive	Total
FIVE STAR PREMIER RESIDENCES OF POMPANO BEACH			1	100%	1
THE MEDICAL CENTER			1	100%	1
SC-GA2018 THE RIDGE REHABILITATION & H		1			1
Avista Nursing and Rehab			1	100%	1
LOGAN COUNTY HOSPITAL			1	100%	1
NORTHEAST GEORGIA HEALTH SYSTEM			1	100%	1
ST. MICHAEL'S ELITE HOSPITAL			1	100%	1
CULVER CITY URGENT CARE			1	100%	1
TREASURE COAST MEDICAL CONCIERGE LLC			1	100%	1
UNIVERSITY PLACE NURSING CENTER		1			1
PALM BEACH COUNTY SHERIFF OFFICE			1	100%	1
CEPERO PEDIATRICS PA			1	100%	1
UF HEALTH EMERGENCY CENTER LABORATORY		1			1
CLINICAL CARE, INC			1	100%	1
UNIVERSITY OF MARYLAND PATHOLOGY ASSOCIATES			1	100%	1
MEDEXPRESS URGENT CARE - PINE BLUFF S		1			1
THE HOSPITALS OF PROVIDENCE EMERGENCY ROOM			1	100%	1
CIRRUS DX			1	100%	1
PHOEBE PRIMARY CARE CAMILLA			1	100%	1
APPLECARE URGENT CARE KINGSLAND			1	100%	1
PROGRESSIVE MEDICAL LAB LLC			1	100%	1
Medilodge of Kalamazoo		1			1
WARREN GENERAL HOSPITAL			1	100%	1
MEA PRIMARY CARE PLUS BYRAM			1	100%	1
NORTH BREVARD CHILDRENS MEDICAL CENTER			1	100%	1
APPLECARE URGENT CARE			1	100%	1
MIAMI-DADE COUNTY HEALTH DEPT.		1			1
Cornerstone at the Ranch		1			1
FREDERICK AVENUE GROUP HOME		1			1
MEDICAL UNIVERSITY OF SOUTH CAROLINA			1	100%	1
CARE ADVANTAGE			1	100%	1
Kroger 407 - The Little Clinic Lexington		1			1
MISSISSIPPI VALLEY REGIONAL BLOOD CENTER			1	100%	1
REFERENCE LABORATORY			1	100%	1
Memorial Health Care Center			1	100%	1
Kroger 397 - The Little Clinic Frankfort East		1			1
FAYETTE MEDICAL CENTER LAB		1			1
CONCENTRA - OCALA		1			1
LIMA MEMORIAL HOSPITAL			1	100%	1
Bethel Lutheran Nursing & Rehabilitation Center		1			1
SANITAS RESEARCH LLC			1	100%	1
MONMOUTH MEDICALC ENTER		1			1
HORIZON MEDICAL CENTER			1	100%	1
HOLLAND COMMUNITY HOSPITAL		1			1
Dupage Care Center			1	100%	1
GOSHEN HOSPITAL			1	100%	1

COVID-19: testing by laboratory

Data through Apr 1, 2021 verified as of Apr 2, 2021 at 09:25 AM

Data in this report are provisional and subject to change.

The numbers in the table below represent the number of Florida and non-Florida residents for whom test results were received by the Department of Health. A person can be tested by more than one laboratory and can have both positive and negative results. **Therefore, the sum of the numbers in each column will be larger than the total number of people tested.**

Reporting lab	Inconclusive	Negative	Positive	Percent positive	Total
PULMONARY, CRITICAL CARE AND SLEEP DISORDERS INSTITUTE OF SOUTH FLORID			1	100%	1
LIFEGUARD AMBULANCE SERVICE LLC - BAY COUNTY			1	100%	1
Fairview			1	100%	1
LAS PALOMAS SENIOR LIVING		1			1
ST JOHNS PEDIATRICS PA		1			1
BORINQUEN HEALTH CENTER			1	100%	1
OAKWOOD HOSPITAL - SOUTHSORE			1	100%	1
Kroger 006 - The Little Clinic Uintah Gardens		1			1
CAREWELL URGENT CARE FITCHBURG			1	100%	1
OCALA REGIONAL DIALYSIS- NORTH			1	100%	1
QUALITY CLINICAL LAB LLC			1	100%	1
FAMILY MEDICAL CLINIC KENDALL LLC			1	100%	1
CRUSADER COMMUNITY HEALTH			1	100%	1
LEGACY AT HIGHWOODS PRESERVE		1			1
CONTINENTAL HOME HEALTH CARE INC			1	100%	1
TEXAS HEALTH ARLINGTON MEMORIAL HOSPITAL			1	100%	1
PEDRO MENENDEZ HEALTH CENTER AT ST JOHNS			1	100%	1
ABRAZO WEST CAMPUS			1	100%	1
PREMIUM HOME HEALTH CARE INC			1	100%	1
OHSU LABORATORY SERVICES		1			1
OMAHA VA MEDICAL CENTER			1	100%	1
PERRY COUNTY NURSING HOME		1			1
ULTIMATE KIDNEY CARE			1	100%	1
PUBLIX PHARMACY #1114			1	100%	1
ACUTE AND COMMUNICABLE DISEASE PREVENTION			1	100%	1
TEXAS HEALTH ARLINGTON MEMORIAL		1			1
OMC PRIMARY CARE - HOSPITAL CAMPUS			1	100%	1
Community Care Center of Heritage House, LLC			1	100%	1
NEMOURS CHILDREN HOSPITAL			1	100%	1
TENNOVA ER - SANGO			1	100%	1
THE TOLEDO HOSPITAL			1	100%	1
FLORIDA HEALTH CARE MEDICAL GROUP		1			1
ORLANDO PHYSICIAN NETWORK		1			1
BAPTIST MEDICAL PLAZA AT WESTCHESTER			1	100%	1
WEST BOYNTON DIALYSIS			1	100%	1
Chateau Living Center			1	100%	1
Rehab Select of Talladega		1			1
MORSELIFE HOME CARE INC			1	100%	1
SPECTRUM LABORATORY			1	100%	1
MEMORIAL HEALTH UNIVERSITY MEDICAL		1			1
Casa Real Center		1			1
GENERATIONS CENTER OF SPENCER		1			1
CARESPOT - LEE VISTA			1	100%	1
DISCOVERY AT HOME, LLC			1	100%	1
LabCorp of America			1	100%	1
MEADOWS PARK HEALTH AND REHABILITATION		1			1

COVID-19: testing by laboratory

Data through Apr 1, 2021 verified as of Apr 2, 2021 at 09:25 AM

Data in this report are provisional and subject to change.

The numbers in the table below represent the number of Florida and non-Florida residents for whom test results were received by the Department of Health. A person can be tested by more than one laboratory and can have both positive and negative results. **Therefore, the sum of the numbers in each column will be larger than the total number of people tested.**

Reporting lab	Inconclusive	Negative	Positive	Percent positive	Total
MEDEXPRESS URGENT CARE - NUTLEY		1			1
Kroger 353 - The Little Clinic Harpers Point		1			1
ADVENTHEALTH PHYSICIAN GROUP - APPLEWOOD			1	100%	1
SUMMIT DETOX INC			1	100%	1
CITRONELLE HEALTH AND REHABILITATION CENTER		1			1
ALLIANCE LABORATORY SERVICES			1	100%	1
DIGESTIVE DISEASE CARE PC		1			1
Rio Grande City Nursing and Rehab Center			1	100%	1
BAYLOR SCOTT & WHITE MEDICAL SURGICAL CLINIC			1	100%	1
CATERPILLAR INC - MIAMI DISTRIBUTION CENTER			1	100%	1
Heritage Inn Health and Rehabilitation		1			1
Kroger 698 - The Little Clinic 14th Street/Bell		1			1
WALGREENS #15369		1			1
SOUTHWEST REGIONAL PCR LABORATORY			1	100%	1
WINDMOOR HEALTHCARE			1	100%	1
NORWALK HOSPITAL			1	100%	1
WINNIFRED ASSISTED LIVING FACILITY INC		1			1
Court House Center		1			1
FAIRVIEW SOUTHDAL			1	100%	1
QC LABORATORY			1	100%	1
MED-LAKE LABORATORY			1	100%	1
MEDONE URGENT CARE			1	100%	1
OCEAN MEDICAL CENTER		1			1
Medicalodges Neosho			1	100%	1
SUNSHINE PEDIATRICS OF LUTZ			1	100%	1
ABRAKIDABRA PEDIATRIC CLINIC LLC			1	100%	1
ABSOLUTE QUICK CARE			1	100%	1
HIGHLAND PARK LAKEWOOD PRESTON HOLLOW			1	100%	1
TRAFALGAR DIALYSIS			1	100%	1
Valley View Health and Rehabilitation, LLC		1			1
FALMOUTH HOSPITAL			1	100%	1
TRIHEALTH			1	100%	1
NORTH FLORIDA FAMILY MEDICINE			1	100%	1
CVS MA2600POCT WEYMOUTH			1	100%	1
TOMAH VAMC			1	100%	1
SPECIALTY DRUG TESTING			1	100%	1
Birmingham Nursing and Rehabilitation East LLC		1			1
ELITE MEDICAL LABORATORY SOLUTIONS LLC			1	100%	1
1ST MED DOTHAN			1	100%	1
LP Marietta II, LLC		1			1
FALKVILLE HEALTHCARE		1			1
DOCTORS MEMORIAL HOSP HOME HEALTH CARE		1			1
KANA MEDICAL			1	100%	1
Glen Oaks Health and REhabilitation		1			1
WALGREENS #15291		1			1
Broomall Manor		1			1

COVID-19: testing by laboratory

Data through Apr 1, 2021 verified as of Apr 2, 2021 at 09:25 AM

Data in this report are provisional and subject to change.

The numbers in the table below represent the number of Florida and non-Florida residents for whom test results were received by the Department of Health. A person can be tested by more than one laboratory and can have both positive and negative results. **Therefore, the sum of the numbers in each column will be larger than the total number of people tested.**

Reporting lab	Inconclusive	Negative	Positive	Percent positive	Total
FAIRFIELD MEDICAL CENTER			1	100%	1
ST JOHNS MEDICAL CENTER		1			1
CVS MA1121POCT WESTFORD		1			1
HEARTLAND PHARMACY SEBRING			1	100%	1
CLIFTON-FINE HOSPITAL LABORATORY		1			1
Bolingreen Health and Rehabilitation		1			1
TILLAMOOK COUNTY GENERAL HOSPITAL LAB		1			1
CVS OH2381POCT LEWIS CENTER		1			1
Walgreens #5421		1			1
AMERICAN LAB LLC		1			1
Fairhaven Retirement Community		1			1
MEDEXPRESS URGENT CARE PENNSVILLE		1			1
FLORIDA EPIDEMIOLOGY PROGRAM			1	100%	1
SMITH			1	100%	1
MEDICAL ASSOCIATES OF THE SHOALS		1			1
GOOD PEDIATRICS			1	100%	1
Villa Maria			1	100%	1
HARDIN MEMORIAL HOSPITAL - HEARTLAND PATHOLOGY CONSULTANTS			1	100%	1
ROSE MEDICAL CENTER LAB			1	100%	1
DORA HOME CARE			1	100%	1
Miller Health Care Center			1	100%	1
AMERICA'S ER SITE 002 LLC			1	100%	1
CLEVELAND CLINIC OUTPATIENT LABORATORY			1	100%	1
PALMA CEIA MED GROUP-SWANN		1			1
MEDEXPRESS URGENT CARE - LAWTON		1			1
PASCO COUNTY HEALTH DEPARTMENT			1	100%	1
COASTAL MANOR		1			1
MEMPHIS URGENT CARE #2, LLC			1	100%	1
WELLPATH			1	100%	1
ALTA BATES SUMMIT MEDICAL CENTER CLINICAL LAB			1	100%	1
SUNRISE/QUAY COUNTY HEALTH CLINIC		1			1
GENESIS HOME HEALTH CARE SERVICES OF			1	100%	1
EXPRESS LAB LIVINGSTON			1	100%	1
MISSION REGIONAL MEDICAL CENTER			1	100%	1
BIODORON LABORATORIES			1	100%	1
LACKAWANNA HEALTH AND REHAB CENTER		1			1
CHATEAU MADELEINE - SENIOR LIVING & MEMORY CARE			1	100%	1
PEDIATRIC ASSOCIATES OF JULINGTON CREEK			1	100%	1
WESTON COUNTY HEALTH SERVICES			1	100%	1
LIBERTY URGENT CARE			1	100%	1
PINELLAS POINT NURSING AND REHAB CENTER			1	100%	1
WASHINGTON SOLDIERS HOME AND COLONY		1			1
Accordius Health at Harrisonburg		1			1
HARTFORD HEALTH CARE & REHABILITATION			1	100%	1
Autumn Care of Suffolk		1			1
Schoenbrunn Healthcare		1			1

COVID-19: testing by laboratory

Data through Apr 1, 2021 verified as of Apr 2, 2021 at 09:25 AM

Data in this report are provisional and subject to change.

The numbers in the table below represent the number of Florida and non-Florida residents for whom test results were received by the Department of Health. A person can be tested by more than one laboratory and can have both positive and negative results. **Therefore, the sum of the numbers in each column will be larger than the total number of people tested.**

Reporting lab	Inconclusive	Negative	Positive	Percent positive	Total
STAT EMERGENCY CENTER			1	100%	1
MARTIN HEALTH PHYSICIAN GROUP			1	100%	1
JACKSONVILLE HEALTH & REHAB		1			1
Rockcastle Health and Rehab		1			1
San Antonio Residence and Rehabilitation Center		1			1
PULSE MEDICAL DOCTOTS LLC			1	100%	1
OXLEY PARK HEALTH & REHAB		1			1
BAYLOR SCOTT & WHITE ALL SAINTS MEDICAL CENTER FT			1	100%	1
FAU MEMORY & WELLNESS CENTER			1	100%	1
FORT MYERS DIALYSIS		1			1
ATLANTIS VISION CENTER			1	100%	1
RESOURCE PATH LLC			1	100%	1
BOTTINEAU GOOD SAMARITAN CENTER		1			1
CHRISTIANA HOSPITAL		1			1
Royal Palm Beach Health and Rehab Center			1	100%	1
TENNOVA HEALTHCARE - CLEVELAND			1	100%	1
SAINT LEO UNIVERSITY INCORPORATED			1	100%	1
PALOMAR MEDICAL CENTER			1	100%	1
SOUTH TEXAS HEALTH SYSTEM ER - WARE ROAD			1	100%	1
LAREDO EMERGENCY ROOM			1	100%	1
DEPT OF VA MEDICAL CENTER - MIAMI			1	100%	1
CHAMBREL AT PINECASTLE			1	100%	1
SEABROOK EMS			1	100%	1
BRADENTON CONVENTION CENTER			1	100%	1
CHI MEMORIAL HOSPITAL CHATTANOOGA			1	100%	1
RANDOLPH COUNTY HEALTH & REHABILITATIO		1			1
COASTAL PEDIATRIC CARE			1	100%	1
WEST VIRGINIA UNIVERSITY HOSPITALS			1	100%	1
ROSEN MEDICAL CENTER AT ROSEN COLLEGE CAMPUS			1	100%	1
EVEXIA DIAGNOSTICS			1	100%	1
Heartland Health Care Center Jacksonville			1	100%	1
RCP OF MEMORIAL WEST			1	100%	1
MEMORIAL HERMANN KATY HOSPITAL			1	100%	1
SPARTANBURG REGIONAL MEDICAL CENTER			1	100%	1
Port Orange Nursing And Rehab Center			1	100%	1
777 URGENT CARE			1	100%	1
MEDEXPRESS URGENT CARE, MOSSIDE		1			1
MANHATTAN EYE EAR AND THROAT HOSPITAL		1			1
SUNCOAST FAMILY MEDICAL ASSOCIATES			1	100%	1
NORTHWEST TEXAS HEALTHCARE SYSTEM,INC			1	100%	1
ST. LUKES HOSPITAL			1	100%	1
STEPHENS COUNTY HOSPITAL			1	100%	1
CROZER-CHESTER MEDICAL CENTER			1	100%	1
CONCENTRA - TAMPA EAST		1			1
MEDICAL CLINIC OF HOUSTON			1	100%	1
ROCKLEDGE HEALTH & REHABILITATION CENTER			1	100%	1

COVID-19: testing by laboratory

Data through Apr 1, 2021 verified as of Apr 2, 2021 at 09:25 AM

Data in this report are provisional and subject to change.

The numbers in the table below represent the number of Florida and non-Florida residents for whom test results were received by the Department of Health. A person can be tested by more than one laboratory and can have both positive and negative results. **Therefore, the sum of the numbers in each column will be larger than the total number of people tested.**

Reporting lab	Inconclusive	Negative	Positive	Percent positive	Total
BGB SUMMIT MEDICAL GROUP		1			1
WESTEX URGENT CARE, PLLC			1	100%	1
AUTUMN HOUSE			1	100%	1
Fulton County Medical Center Long Term Care			1	100%	1
MED CHOICE CENTER OF NORTH MIAMI			1	100%	1
FLORIDA CLINICAL RESEARCH CENTER, LLC			1	100%	1
SALEM HOSPITAL REGIONAL LABORATORY		1			1
SPRINGBROOK HOSPITAL			1	100%	1
FORT LOUDOUN PRIMARY CARE		1			1
SAINT PETE MRI			1	100%	1
MAIN STREET PHARMACY OF MARCELLUS, INC		1			1
NEW MILFORD HOSPITAL			1	100%	1
IVY CREEK HEALTHCARE & WELLNESS CENTRE			1	100%	1
SUMMIT HEALTHCARE REGIONAL MEDICAL		1			1
JOHNSON & JOHNSON VISION CARE-VISTAKON			1	100%	1
CHOTA COMMUNITY HEALTH SERVICES		1			1
HELIX BIOMEDICS LLC			1	100%	1
MEDEXPRESS URGENT CARE - HADLEY		1			1
CLEVELAND CLINIC OHIO LABORATORIES			1	100%	1
SYCAMORE MEDICAL CENTER-KETTERING HEALTH NETWORK			1	100%	1
CVS NC6633POCT FAYETTEVILLE		1			1
FAMILY & INTERNAL MEDICINE CENTER		1			1
BOCA CIEGA CENTER			1	100%	1
EXPRESS WALK IN MEDICAL CENTER			1	100%	1
ORANGE PEDIATRICS PA			1	100%	1
LABORATORIO MEDICO CENTRAL CONDOMINO MD			1	100%	1
ST. LUKE'S HOSPITAL			1	100%	1
MANCHESTER COMMONS		1			1
SANTA MONICA FERTILITY			1	100%	1
BAPTIST ASI			1	100%	1
SOUTH SEMINOLE HOSPITAL POCT			1	100%	1
RIVIERA BEACH INTEGRATED CARE INC			1	100%	1
CENTRAL JERSEY URGENT CARE OF GREEN BR		1			1
The Evangelical Lutheran Good Samaritan Society Prescott Village		1			1
CVS OH3306POCT AKRON		1			1
Kingston Care Center of Fort Wayne		1			1
Heritage Health of Peru			1	100%	1
OCEANVIEW NURSING AND REHABILITAION CENTER			1	100%	1
Kroger 970 - The Little Clinic Westfield			1	100%	1
BSA PHYSICIANS GROUP, INC D/B/A BSA FAMILY MEDICAL			1	100%	1
ALDEN PHARMACY		1			1
GARDEN VIEW CARE CENTER		1			1
BLANCHARD VALLEY HOSPITAL LABORATORY			1	100%	1
SOUTHEAST MISSOURI HOSPITAL		1			1
Coos County Nursing Home		1			1
ELMCROFT OF TIMBERLIN PARC			1	100%	1

COVID-19: testing by laboratory

Data through Apr 1, 2021 verified as of Apr 2, 2021 at 09:25 AM

Data in this report are provisional and subject to change.

The numbers in the table below represent the number of Florida and non-Florida residents for whom test results were received by the Department of Health. A person can be tested by more than one laboratory and can have both positive and negative results. **Therefore, the sum of the numbers in each column will be larger than the total number of people tested.**

Reporting lab	Inconclusive	Negative	Positive	Percent positive	Total
BRIDGEWATER AT WATERMAN VILLAGE			1	100%	1
HABANA HEALTH CARE CENTER			1	100%	1
MOUNT SINAI MEDICAL CENTER AVENTURA ER			1	100%	1
CVS AZ9374POCT TUCSON		1			1
ALLIED PEDIATRICS & FAMILY MEDICINE			1	100%	1
VELOCITY URGENT CARE - LITTLE CREEK			1	100%	1
CVS NE2741POCT LA VISTA		1			1
CENTRAL CAROLINA HOSPITAL			1	100%	1
Salem Hills Rehabilitation and Nursing Center		1			1
2504-HOMEWOOD		1			1
LABTECH DIAGNOSTICS			1	100%	1
RENOWN REGIONAL MEDICAL CENTER			1	100%	1
UNIVERSITY OF VERMONT MEDICAL CENTER			1	100%	1
Troy Center for Rehabilitation & Nursing		1			1
SC-GA2018 MCCORMICK REHAB & HEALTHCARE		1			1
AML DIAGNOSTICS- ADV TESTING IN METABOLIC MEDICINE			1	100%	1
WELLSTAR PAULDING HOSPITAL		1			1
CHRISTUS GOOD SHEPHERD MEDICAL CENTER			1	100%	1
Integrity Healthcare of Carbondale			1	100%	1
MADISON AT OVIEDO			1	100%	1
ICARE		1			1
RELIANCE HOME HEALTH CARE INC		1			1
GATEWAY LABORATORIES		1			1
WAYNE COUNTY PUBLIC HEALTH		1			1
BLOOMINGDALE MEDICAL ASSOC			1	100%	1
SLIDELL MEMORIAL HOSPITAL			1	100%	1
TRUCARE LIVING CENTERS - SELMA			1	100%	1
KINGWOOD EMERGENCY HOSPITAL			1	100%	1
ALAFAYA WOODS FAMILY MEDICAL CENTER		1			1
Abernethy Laurels		1			1
Grand Junction VAMC		1			1
DE TAR HOSPITAL			1	100%	1
UMMC MIDTOWN CAMPUS			1	100%	1
FAMILY PRACTICE ASSOCIATES		1			1
Ideal Senior Living Center		1			1
BROCK HUGHES MEDICAL CENTER			1	100%	1
RMC BROOKHOLLOW MED AESTHETICS INC		1			1
CVS PHARMACY INC DBA CVS/PHARMACY # 10600		1			1
CHP COVID-19 (TX)			1	100%	1
MEDTOWN PHARMACY			1	100%	1
HACKENSACK UNIVERSITY MEDICAL CENTER		1			1
FHPG INTERNAL MEDICINE OF BRANDON			1	100%	1
LAKE VISTA DIALYSIS			1	100%	1
CLERMONT HEALTH DEPARTMENT			1	100%	1
CONCIERGE INTERNAL MEDICINE ASSOCIATES			1	100%	1
HEALTH PLUS SUNRISE MEDICAL OFFICE			1	100%	1

COVID-19: testing by laboratory

Data through Apr 1, 2021 verified as of Apr 2, 2021 at 09:25 AM

Data in this report are provisional and subject to change.

The numbers in the table below represent the number of Florida and non-Florida residents for whom test results were received by the Department of Health. A person can be tested by more than one laboratory and can have both positive and negative results. **Therefore, the sum of the numbers in each column will be larger than the total number of people tested.**

Reporting lab	Inconclusive	Negative	Positive	Percent positive	Total
LOVELACE WOMEN'S HOSPITAL		1			1
St. Anne Home		1			1
MORNINGSIDE NURSING AND REHABILITATION		1			1
RM PHARMACY SERVICES INC		1			1
CHI ST ALEXIUS TRANSITIONAL CARE UNIT		1			1
FRONT PORCH PEDIATRICS PLLC			1	100%	1
COLONIAL HEALTH CARE		1			1
CONVENIENT MEDICAL AND HEALTH SERVICES			1	100%	1
BRANDON OUTREACH CLINIC			1	100%	1
PALMETTO BAY MEDICAL CENTER			1	100%	1
Kroger - KR062000426			1	100%	1
ASSOCIATES MD MEDICAL GROUP INC			1	100%	1
JP MORGAN CHASE HEALTH SERVICES			1	100%	1
Sherwood Oaks Health Center			1	100%	1
Good Samaritan Society		1			1
SPINE & PAIN CONSULTANT PLLC		1			1
EMERSON HOSPITAL LABORATORY			1	100%	1
WYOMING COUNTY DEPARTMENT OF HEALTH		1			1
HERNANDO COUNTY HEALTH DEPT			1	100%	1
GARNET HEALTH DOCTORS		1			1
EXCEL URGENT CARE OF NJ			1	100%	1
PREMISEHEALTH		1			1
BRONSON METHODIST HOSPITAL			1	100%	1
BMC MAYPORT			1	100%	1
ST JOHN'S MEDICAL CENTER, TETON VILLAGE			1	100%	1
BLUFFTON HEALTH CENTER			1	100%	1
AMERICAN DRUG TESTING LAB LLC			1	100%	1
Brakeley Park Center		1			1
MOUNT SINAI MEDICAL CENTER HIALEAH			1	100%	1
MT SINA1 HOSPICE			1	100%	1
UNIVERSITY OF SOUTH FLORIDA			1	100%	1
PREMIER HEALTH CARE INC			1	100%	1
HENRY FORD HOSPITAL			1	100%	1
BAYMEADOWS PEDIATRIC CARE		1			1
WOOD COUNTY HEALTH DEPARTMENT			1	100%	1
ALBANNA PEDIATRICS CENTER			1	100%	1
MEDICAL ARTS LABORATORY			1	100%	1
OCCUPATIONAL HEALTH CENTER		1			1
ASCARATE DIALYSIS			1	100%	1
URGENTMED PLANTATION			1	100%	1
Kroger 97 - The Little Clinic Hutchinson		1			1
MIDWEST COVENANT HOME, INC		1			1
URGENT CARE OF KANSAS CITY			1	100%	1
WATERBURY HOSPITAL REFERENCE LAB			1	100%	1
SENTARA AMBULATORY CARE CLINIC			1	100%	1
CVS MA915POCT BEVERLY			1	100%	1

COVID-19: testing by laboratory

Data through Apr 1, 2021 verified as of Apr 2, 2021 at 09:25 AM

Data in this report are provisional and subject to change.

The numbers in the table below represent the number of Florida and non-Florida residents for whom test results were received by the Department of Health. A person can be tested by more than one laboratory and can have both positive and negative results. **Therefore, the sum of the numbers in each column will be larger than the total number of people tested.**

Reporting lab	Inconclusive	Negative	Positive	Percent positive	Total
BAYLOR SCOTT AND WHITE MEDICAL CENTER -CENTENNIAL			1	100%	1
LP ELIZABETHTON		1			1
C V S / PHARMACY #4396		1			1
Signature Healthcare of Georgetown		1			1
BL DIAGNOSTICS LLC			1	100%	1
MEDCOR, INC			1	100%	1
CVS AZ9277POCT TUCSON		1			1
Chestnut Ridge Nursing & Rehab		1			1
PARK AVENUE PEDIATRICS PC		1			1
JMJ FAMILY PRACTICE			1	100%	1
CARESOUTH HHA HOLDINGS OF THE TREASURE COAST LLC			1	100%	1
KINGWOOD EMERGENCY CENTER			1	100%	1
SALTZER URGENT CARE			1	100%	1
BOULDER COMMUNITY HOSPITAL			1	100%	1
The Pines at Poughkeepsie Center for Nursing and Rehabilitation		1			1
BAYCARE OUTREACH LAB AT NEW TAMPA			1	100%	1
OPTUM OF HIALEAH		1			1
St Mary's d'Youville Pavilion		1			1
MEDSTAR URGENT CARE, LLC			1	100%	1
INLET CONCIERGE MEDICINE			1	100%	1
ST FRANCIS COLLEGE WELLNESS CENTER		1			1
AMD			1	100%	1
SPRING VALLEY HOSPITAL MEDICAL CENTER			1	100%	1
UNLIMITED MEDICAL SERVICES OF FL PL DBA		1			1
ST VINCENTS OUTPATIENT IMAGING		1			1
DOCTORS AFTER HOURS URGENT CARE CENTER			1	100%	1
MEDEXPRESS URGENT CARE, EDWARDSVILLE		1			1
NORTHEAST BAPTIST HOSPITAL			1	100%	1
Walgreens #10851		1			1
FINLAY MEDICAL RESEARCH CORP			1	100%	1
Medilodge of Mt. Pleasant		1			1
CVS IN6551POCT MOORESVILLE		1			1
NFRC CLINICAL LAB			1	100%	1
Sharon Care Center			1	100%	1
PREMIER FAMILY AND SPORTS MEDICINE LLC			1	100%	1
JACKSBORO URGENT CARE			1	100%	1
ARKANSAS PUBLIC HEALTH LABORATORY		1			1
NEMOURS CHILDREN'S PRIMARY CARE, ST CLOUD			1	100%	1
MIAMI VASCULAR SURGERY			1	100%	1
ADVENTHEALTH IMAGING WINTERGARDEN		1			1
ISLANDS ASSISTED LIVING FACILITY,THE			1	100%	1
Kroger 350 - The Little Clinic New Cut Road		1			1
RIVERVIEW HOSPITAL D/B/A UNIVERSITY		1			1
5 STAR HOME HEALTH SERVICES INC		1			1
LRGHEALTHCARE		1			1
Manor Care Health Services- Wilmington			1	100%	1

COVID-19: testing by laboratory

Data through Apr 1, 2021 verified as of Apr 2, 2021 at 09:25 AM

Data in this report are provisional and subject to change.

The numbers in the table below represent the number of Florida and non-Florida residents for whom test results were received by the Department of Health. A person can be tested by more than one laboratory and can have both positive and negative results. **Therefore, the sum of the numbers in each column will be larger than the total number of people tested.**

Reporting lab	Inconclusive	Negative	Positive	Percent positive	Total
BOLLES SCHOOL, THE			1	100%	1
SC-GA2018 SIMPSONVILLE REHABILITATION		1			1
Dulles Health and Rehab Center		1			1
HEALTH CARE SERVICES LC			1	100%	1
Kroger 968 - The Little Clinic Colerain Township		1			1
ODYSSEY HEALTH CARE OF MARION COUNTY LLC		1			1
PCR DIAGNOSTICS			1	100%	1
CURA LABORATORY SERVICES			1	100%	1
Courtenay Springs Village			1	100%	1
Moab Regional Hospital			1	100%	1
CLAYTON NURSING AND REHABILITATION		1			1
ELKTON TRANSITIONAL CARE CENTER		1			1
GATEWAY FAMILY HEALTH CLINIC			1	100%	1
BAPTIST EMERGENCY HOSPITAL - KELLY			1	100%	1
WESTCOAST FAMILY PRACTICE		1			1
NEW HORIZON PRIMARY CARE LLC			1	100%	1
SACRED HEART MEDICAL CENTER			1	100%	1
STUDENT HEALTH CENTER			1	100%	1
WALGREENS #10308		1			1
Kroger 359 - The Little Clinic Bellevue		1			1
CHILDREN'S HEALTHCARE OF ATLANTA		1			1
Kroger 894 - The Little Clinic NEC		1			1
COVE AT THE MARBELLA,THE			1	100%	1
METRO HEALTH HOSPITAL LABORATORY		1			1
WALGREEN#12147		1			1
PROVIDENCE ST PETER HOSPITAL		1			1
Hearthstone Nursing and Rehabilitation Center		1			1
MED FIRST IMMEDIATE CARE AND FAMILY PRACTICE			1	100%	1
MORGAN STANELY HEALTH CENTER		1			1
TREASURE COAST PRIMARY CARE		1			1
KATHY L ANDERSON DO PA			1	100%	1
CURELOGICS WOUND CARE & HYPERBARIC CENTER		1			1
SANTA BARABARA ALF LLC (THE WINDSOR)			1	100%	1
FLORIDA HOSPITAL LAB			1	100%	1
LABWORKS LLC			1	100%	1
CONCENTRA - LEESBURG		1			1
BRADENTON DIALYSIS			1	100%	1
Walgreens #9620		1			1
VELOCITY URGENT CARE - REDMILL			1	100%	1
WINTER HAVEN DIALYSIS		1			1
ARBOR DIAGNOSTICS, INC		1			1
MICROBIOLOGY DEPARTMENT			1	100%	1
ACCURATE HEALTH SERVICES CORP			1	100%	1
HOSPICE OF MARION COUNTY INC			1	100%	1
MERCYONE DES MOINES MEDICAL CENTER			1	100%	1
HARDEE COUNTY FIRE RESCUE		1			1

COVID-19: testing by laboratory

Data through Apr 1, 2021 verified as of Apr 2, 2021 at 09:25 AM

Data in this report are provisional and subject to change.

The numbers in the table below represent the number of Florida and non-Florida residents for whom test results were received by the Department of Health. A person can be tested by more than one laboratory and can have both positive and negative results. **Therefore, the sum of the numbers in each column will be larger than the total number of people tested.**

Reporting lab	Inconclusive	Negative	Positive	Percent positive	Total
Kroger 541 - The Little Clinic Long Hollow Pike		1			1
Brattleboro Crossings LLC dba Pine Heights at Brattleboro		1			1
UNIVERSITY OF WASHINGTON DEPT OF LAB MEDICINE			1	100%	1
ANDREWS INSTITUTE AMBULATORY SURGERY CENTER		1			1
Walgreens #5914		1			1
LADY LAKE FAMILY MEDICINE			1	100%	1
HARBOR OAKS GOLDEN YEARS			1	100%	1
FAMILY MEDICINE AT CELEBRATION		1			1
DR DAN C TRIGG MEMORIAL HOSPITAL		1			1
Douglas County Health Center		1			1
DAVENPORT DIALYSIS CENTER		1			1
Dexter Health Care		1			1
POINTE MEDICAL SERVICES INC			1	100%	1
EXAC CARE CROSSVILLE		1			1
ELAN MANATEE			1	100%	1
URGENT CARE OF FORT LAUDERDALE INC			1	100%	1
ABE'S GARDEN/PARK MANOR APARTMENTS		1			1
IMMEDIATE CARE MEDICAL CENTER			1	100%	1
CARESOUTH HHA HOLDINGS OF VIRGINIA, LLC			1	100%	1
Belvoir Woods Health Care Center at The Fairfax		1			1
CAPITAL HEALTH PLAN - GOVERNORS SQUARE			1	100%	1
Brownwood Nusing & Rehabilitation		1			1
ORCHID TERRACE		1			1
HEALTHFORCE PARTNERS INC			1	100%	1
ASSURANCE HEALTHCARE AND COUNSELING CENTER		1			1
Kroger 390 - The Little Clinic North College Hill		1			1
VISTA LAKE ASSISTED LIVING			1	100%	1
CVS AZ10529POCT SCOTTSDALE		1			1
KNAPP MEDICAL GROUP			1	100%	1
VA Ann Arbor HCS		1			1
INFECTION CONTROL DEPT			1	100%	1
Oakland Nursing and Rehabilitation Center		1			1
HEALTHCARE FOR THE HOMELESS			1	100%	1
CPL INC/BSSC PATHOLOGY		1			1
Erie VAMC		1			1
METROPOLITAN			1	100%	1
Alaska Domiciliary Care for Homeless Veterans		1			1
NORTHEAST REGIONAL MEDICAL CENTER			1	100%	1
EMORY DECATUR HOSPITAL - EMORY MEDICAL		1			1
ANDERSON FAMILY MEDICINE			1	100%	1
JACKSON MADISON CO. GEN. HOSPITAL			1	100%	1
FLORIDA HOME HEALTH			1	100%	1
HUNEYCUTT FAMILY PRACTICE			1	100%	1
JAX FAMILY CARE		1			1
LITTLE FALLS HOSPITAL LABORATORY		1			1
BEAUMONT HOSPITAL			1	100%	1

COVID-19: testing by laboratory

Data through Apr 1, 2021 verified as of Apr 2, 2021 at 09:25 AM

Data in this report are provisional and subject to change.

The numbers in the table below represent the number of Florida and non-Florida residents for whom test results were received by the Department of Health. A person can be tested by more than one laboratory and can have both positive and negative results. **Therefore, the sum of the numbers in each column will be larger than the total number of people tested.**

Reporting lab	Inconclusive	Negative	Positive	Percent positive	Total
TANNER CLINIC			1	100%	1
Village Crest Center for Health & Rehabilitation		1			1
BETHESDA HOSPITAL			1	100%	1
SHP WESTCHESTER LLC		1			1
RIVERVIEW HOSPITAL	1				1
SOMA MEDICAL CENTER PA #2 OAKLAND			1	100%	1
CVS KS8573POCT OVERLAND PARK		1			1
VIRGINIA UROLOGY		1			1
JACK M MATHENY II MD			1	100%	1
MEDEXPRESS URGENT CARE - RUSSELLVILLE, W MAIN ST		1			1
Alden North Shore			1	100%	1
DIGNITY HEALTH GOHEALTH		1			1
BEST CARE COMMUNITY AND FAMILY HEALTH CENTER INC			1	100%	1
MID-FLORIDA CANCER CENTERS		1			1
THE MEDICAL CENTER AT BOWLING GREEN			1	100%	1
UNIVERSITY OF IOWA HOSPITALS & CLINICS			1	100%	1
MAYO CLINICAL LABORATORIES		1			1
CVS / PHARMACY #10794			1	100%	1
NEMOURS CHILDRENS PRIMARY CARE CLERMONT			1	100%	1
RICHMOND MEDICAL CENTER FOR WOMEN		1			1
Grangeville Health and Rehab		1			1
PRIMARY CARE & PEDIATRICS - SHEPHERSTOWN		1			1
MCH PHYSICIANS GROUP			1	100%	1
Valley Center (WV)			1	100%	1
ST GERARD'S COMMUNITY OF CARE		1			1
WALGREENS #01398			1	100%	1
GRAND VIEW HOSPITAL			1	100%	1
HERITAGE CARE AND REHABILITATION CENTE		1			1
CONWAY - SHERWOOD URGENT CARE			1	100%	1
LEXINGTON HOSPITAL CORPORATION			1	100%	1
SHAH			1	100%	1
MEDEXPRESS URGENT CARE - VINELAND S MA		1			1
WINTER PARK MEMORIAL HOSPITAL LABORATORY		1			1
FLAGLER CARE CENTER			1	100%	1
Imperial Healthcare Centre			1	100%	1
MAYO CLINIC OUTPATIENT DIALYSIS CENTER			1	100%	1
Willowbrooke Court at Normandy Farms Estates		1			1
Kingston of Miamisburg		1			1
HEALTH EXPRESS		1			1
MCLEOD MEMORIAL HOSPITAL CLARENDON			1	100%	1
OAK HAVEN REHAB AND NURSING CENTER			1	100%	1
VIVEX/UMTB BIOMEDICAL			1	100%	1
APOLLO ADVANCED HOME HEALTH CORP			1	100%	1
SAINT BARNABAS MEDICAL CENTER		1			1
Kroger 682 - The Little Clinic New Holland Market			1	100%	1
QUEST INC			1	100%	1

COVID-19: testing by laboratory

Data through Apr 1, 2021 verified as of Apr 2, 2021 at 09:25 AM

Data in this report are provisional and subject to change.

The numbers in the table below represent the number of Florida and non-Florida residents for whom test results were received by the Department of Health. A person can be tested by more than one laboratory and can have both positive and negative results. **Therefore, the sum of the numbers in each column will be larger than the total number of people tested.**

Reporting lab	Inconclusive	Negative	Positive	Percent positive	Total
HEALTHCARE ASSOCIATES OF IRVING, LLP			1	100%	1
BAYOU URGENT CARE			1	100%	1
PEDRO L ORTEGA MD PA			1	100%	1
Brown Nursing Home		1			1
Le Roy Village Green		1			1
HELGEMO & LIOU PEDIATRICS			1	100%	1
PALM BEACH DIABETES AND ENDOCRINE SPECIALISTS, PA			1	100%	1
THE LITTLE CLINIC LLC			1	100%	1
OPTUM MEDICAL CLINIC IN ROCKRIMMON			1	100%	1
PRIMARY AND URGENT CARE			1	100%	1
CLEMENT MANOR HEALTH CENTER		1			1
INHEALTH LIFE SCIENCES LLC			1	100%	1
VA COMMUNITY BASED CLINIC - LAKE CITY			1	100%	1
SUSAN F WILLIAMS MD PA			1	100%	1
CSL PLASMA LAB			1	100%	1
KIDSVILLE PEDIATRICS III PA			1	100%	1
GEORGE WASHINGTON UNIVERSITY HOSPITAL			1	100%	1
CHILDREN'S MEMORIAL HOSPITAL			1	100%	1
SSC NASHVILLE OPERATING CO LLC D/B/A		1			1
PLEASANT RIDGE MANOR WEST		1			1
HOSPITAL SISTERS HEALTH SYSTEM (HSHS)			1	100%	1
AUSTIN URGENT CARE			1	100%	1
SIPERSTEIN DERMATOLOGY LLC			1	100%	1
SUNCOAST RESEARCH GROUP LLC			1	100%	1
VA ST LOUIS HEALTH CARE SYSTEM			1	100%	1
FLORIDA MEDICAL CLINIC PA GI			1	100%	1
SKYRIDGE CLINICAL ASSOCIATES		1			1
DILELLA			1	100%	1
Lemont Nursing and Rehab Center			1	100%	1
CVS OK6225POCT EDMOND		1			1
CARENOW-MONTGOMERY			1	100%	1
PALMETTO PRIMARY CARE PHYSICIANS			1	100%	1
ROSE HAVEN NURSING CENTER		1			1
Livingston County Center for Nursing and Rehabilitation		1			1
ST JUDE CARE CENTER		1			1
Gulf Coast health and Rehabilitation, LLC		1			1
CACERES SPECIALIZED GYNECOLOGY		1			1
Elm Crest Senior Living Community		1			1
Ladera Center		1			1
VA OPTOMETRY CLINIC			1	100%	1
Kroger 444 - The Little Clinic Dent		1			1
BAYSHORE DIALYSIS			1	100%	1
OXY-GENLAB			1	100%	1
Westminster Canterbury Richmond		1			1
SV MOBILE HEALTH			1	100%	1
EPIC CARE PHARMACY		1			1

COVID-19: testing by laboratory

Data through Apr 1, 2021 verified as of Apr 2, 2021 at 09:25 AM

Data in this report are provisional and subject to change.

The numbers in the table below represent the number of Florida and non-Florida residents for whom test results were received by the Department of Health. A person can be tested by more than one laboratory and can have both positive and negative results. **Therefore, the sum of the numbers in each column will be larger than the total number of people tested.**

Reporting lab	Inconclusive	Negative	Positive	Percent positive	Total
GMR EVENT SERVICES LLC DBA CROWDRX		1			1
GREATER TAMPA AT HOME			1	100%	1
CALIFORNIA PUBLIC HEALTH LABORATORY			1	100%	1
PM PEDIATRICS PC			1	100%	1
LAREDO CARE CLINIC NORTH		1			1
LOURDES URGENT CARE			1	100%	1
MEDEXPRESS URGENT CARE CHICOPEE			1	100%	1
FORT MYERS NORTH DIALYSIS		1			1
THE CLINIC ON SIXTH			1	100%	1
Birmingham Nursing & Rehab Center		1			1
BALLAD HEALTH MEDICAL ASSOCIATES URGENT CARE			1	100%	1
PASTEUR MEDICAL HIALEAH GARDEN LLC			1	100%	1
SPARTA HEALTH & REHAB		1			1
LOPEZ		1			1
UF HEALTH - WILDLIGHT			1	100%	1
INDIAN RIVER CLINICAL LABORATORY, INC.		1			1
CSI LABORATORIES FLORIDA			1	100%	1
ADVANCED CARDIOVASCULAR DIAGNOSTICS PL		1			1
Walgreens #11724		1			1
STITCHES ACUTE CARE CENTER OF CHEYENNE			1	100%	1
RAYMOND F CARON MD			1	100%	1
WINCHESTER URGENT CARE, PC		1			1
WESLEY MEDICAL CENTER			1	100%	1
PALM COTTAGE OPERATOR LLC			1	100%	1
GIBSON AREA PRIMARY CARE			1	100%	1
URGENT CARE OF COASTAL GEORGIA			1	100%	1
PEDIATRIC PARTNERS			1	100%	1
Domiciliary Rehab & Residential Treatment Program		1			1
HENRY FORD WEST BLOOMFIELD HOSPITAL			1	100%	1
Diversicare of Smyrna		1			1
ST JOHNS EPISCOPAL HOSPITAL SOUTH SHORE		1			1
HARDEN DIALYSIS		1			1
LOUIS A JOHNSON VAMC		1			1
Tremont Health & Rehabilitation Center		1			1
CARESPOT - OCOEE			1	100%	1
BEACHSIDE DETOX		1			1
Kroger 717 - The Little Clinic Dolphin Drive			1	100%	1
ATRIA TAMARAC			1	100%	1
BERKSHIRE MEDICAL CENTER			1	100%	1
ST MARY'S OF SAGINAW		1			1
PANCARE HEALTH - CARR ELEM & MIDDLE SCHOOL			1	100%	1
MARTIN ARMY COMMUNITY HOSPITAL			1	100%	1
PULMONARY MEDICINE		1			1
FLORIDA DEPARTMENT OF HEALTH IN BROWARD COUNTY		1			1
CANDLER HOSPITAL			1	100%	1
HARDIN HEALTH INC		1			1

COVID-19: testing by laboratory

Data through Apr 1, 2021 verified as of Apr 2, 2021 at 09:25 AM

Data in this report are provisional and subject to change.

The numbers in the table below represent the number of Florida and non-Florida residents for whom test results were received by the Department of Health. A person can be tested by more than one laboratory and can have both positive and negative results. **Therefore, the sum of the numbers in each column will be larger than the total number of people tested.**

Reporting lab	Inconclusive	Negative	Positive	Percent positive	Total
ORCHARD LABORATORIES			1	100%	1
SURGERY CENTER, THE			1	100%	1
ER NEAR ME HULEN		1			1
Arch Plaza Nursing and Rehabilitation Center			1	100%	1
ADVENTHEALTH MEDICAL GROUP OBSTETRICS AND			1	100%	1
ROAN MOUNTAIN MEDICAL CENTER			1	100%	1
NORTH SHORE HEMATOLOGY-ONCOLOGY ASSOCI		1			1
LAB PLUS, LLC			1	100%	1
DIGNITY HEALING LLC			1	100%	1
SHARON REGIONAL MEDICAL CENTER			1	100%	1
THE CHILDREN'S HOSPITAL OF PHILADELPHIA		1			1
Ozark Health and Rehabilitation, LLC		1			1
SANFORD HOME		1			1
TARRANT MEDICAL ASSOCIATES			1	100%	1
AAA MEDICAL TESTING			1	100%	1
SYNERGY DIALYSIS INC			1	100%	1
PEDIATRIC ASSOCIATES - DORAL			1	100%	1
SUNCOAST BEHAVIORAL HEALTH CENTER			1	100%	1
THE HEART HOSPITAL BAYLOR PLANO			1	100%	1
MEDEXPRESS URGENT CARE - CABOT			1	100%	1
Sage Bluff Health & Rehabilitation Center		1			1
DEL PRADO MEDICAL CENTER, INC		1			1
AMERICAN FAMILY CARE URGENT CARE		1			1
Florence Nursing and Rehabilitation Center		1			1
CHILDREN'S NATIONAL MEDICAL CENTER			1	100%	1
PALM BREEZE DIALYSIS			1	100%	1
BAYFRONT HEAL WOUND CARE AND HYPERBARIC CENTER			1	100%	1
PEACHEALTH LABORATORIES		1			1
Mary Anna Nursing Home		1			1
JUPITER MEDICAL CENTER INC			1	100%	1
Ash Flat Healthcare and Rehabilitation Center			1	100%	1
BEVERLY ADVANCED PRACTICE NURSING		1			1
OMNI HEALTHCARE URGENT CARE			1	100%	1
OHIO VALLEY MANOR NURSING &		1			1
WINDERMERE PEDIATRICS			1	100%	1
MERCY - NORTH IOWA			1	100%	1
MT CARMEL NURSING HOME		1			1
Aspire Physical Recovery Center at Cahaba River		1			1
DR JAMES D FORBES FAMILY CARE CENTER			1	100%	1
TSALI CARE CENTER		1			1
NORTH SHORE MEDICAL CENTER - SALEM HOSPITAL			1	100%	1
REGENTS PARK OF JACKSONVILLE			1	100%	1
BLACK SHEEP MEDICAL			1	100%	1
JOHN D. ARCHBOLD MEMORIAL HOSPITAL			1	100%	1
COMMUNITY HOSPITALS INDIANAPOLIS			1	100%	1
Schenectady Center for Rehabilitation & Nursing		1			1

COVID-19: testing by laboratory

Data through Apr 1, 2021 verified as of Apr 2, 2021 at 09:25 AM

Data in this report are provisional and subject to change.

The numbers in the table below represent the number of Florida and non-Florida residents for whom test results were received by the Department of Health. A person can be tested by more than one laboratory and can have both positive and negative results. **Therefore, the sum of the numbers in each column will be larger than the total number of people tested.**

Reporting lab	Inconclusive	Negative	Positive	Percent positive	Total
MEDICAL CENTER AFFILIATES PALM SPRINGS			1	100%	1
UCH LAB			1	100%	1
Oregon Veterans Home The Dalles		1			1
EAST TENNESSEE STATE UNIVERSITY		1			1
VCU HEALTH SYSTEM AUTHORITY - MCV HOSPITALS			1	100%	1
MEDEXPRESS URGENT CARE - UNIONTOWN		1			1
COSTAMED GRUPO MEDICO			1	100%	1
CARE CONNECTIONS AT HOME LLC			1	100%	1
RIVERSIDE COUNTY PUBLIC HEALTH LABORATORY			1	100%	1
PACE UNIVERSITY HEALTH CARE		1			1
MEMORIAL MEDICAL CENTER			1	100%	1
HOLY CITY MED URGENT CARE			1	100%	1
THE BRENNITY AT TRADITION			1	100%	1
1ST CHOICE URGENT CARE CENTER LLC			1	100%	1
PEDIATRIC PARTNERS OF ZEPHYRHILLS PA			1	100%	1
Villages of St.Peters		1			1
PALM COAST DRAW STATION/AMERICAN HEALTH ASSOCIATES		1			1
HEARTLAND REGIONAL MEDICAL CENTER		1			1
HOME AIDE SVC OF EASTERN NY INC D/B/A		1			1
LABONE		1			1
ASCENSION ST VINCENT'S - WESTSIDE			1	100%	1
NORTH PALM BEACH DIALYSIS CENTER			1	100%	1
COUNTRYSIDE PEDIATRIC CARE PA			1	100%	1
BETHESDA HEALTH PHYSICIANS GROUP		1			1
PEDIATRIC URGENT CARE CENTR OF FORT WORTH-LA GRAN			1	100%	1
DEACONESS URGENT CARE CENTER			1	100%	1
LABTEST LLC LABTEST DIAGNOSTICS			1	100%	1
MIL LAKE HEALTHCARE CENTER INC PEDIATRICS			1	100%	1
COMMONWEALTH OF VIRGINIA DIVISION OF CONSOLIDATED LABORATORY SERVICES			1	100%	1
DW MCMILLAN MEMORIAL HOSPITAL LABORATORY			1	100%	1
CORPUS CHRISTI MEDICAL CENTER			1	100%	1
Kroger 49 - The Little Clinic Wichita - 21st St.			1	100%	1
SOUTHERN WINDS			1	100%	1
NEW YORK CITY DEPARTMENT OF HEALTH			1	100%	1
Advanced Health Care of St. George		1			1
WALGREENS #12624		1			1
MEDEX CLINIC LLC			1	100%	1
CAREWELL 203			1	100%	1
HEARTLAND OF MARIETTA OH LLC DBA		1			1
ADVENTHEALTH DURAND			1	100%	1
NHC DICKSON		1			1
B2 URGENT CARE			1	100%	1
CVS CA9492POCT YORBA LINDA		1			1
Kroger 531 - The Little Clinic Waterville		1			1
LADY OF THE SEA HOSPITAL LAB			1	100%	1
OHIOHEALTH URGENT CARE			1	100%	1

COVID-19: testing by laboratory

Data through Apr 1, 2021 verified as of Apr 2, 2021 at 09:25 AM

Data in this report are provisional and subject to change.

The numbers in the table below represent the number of Florida and non-Florida residents for whom test results were received by the Department of Health. A person can be tested by more than one laboratory and can have both positive and negative results. **Therefore, the sum of the numbers in each column will be larger than the total number of people tested.**

Reporting lab	Inconclusive	Negative	Positive	Percent positive	Total
HOLYCROSS URGENT CARE AND IMAGING CENTER		1			1
SOUTHWEST ORLANDO FAMILY MEDICINE, PL			1	100%	1
NORTHWEST FLORIDA SPECIALTY PHYSICIANS LLC		1			1
PINNACLE DIALYSIS		1			1
Wexner Heritage House			1	100%	1
TCPA CLINICAL LABORATORIES			1	100%	1
SOUTHEASTERN HEALTH FACILITIES, INC		1			1
LOUIS STOKES CLEVELAND VA MEDICAL CENTER			1	100%	1
Kroger 419 - The Little Clinic Farmington/Exeter		1			1
MISSION HOSPITAL			1	100%	1
MEDICAL CENTER			1	100%	1
Kroger 126 - The Little Clinic Cottonwood		1			1
Dugan Memorial Home		1			1
LAURELS OF NORWORTH		1			1
MEMORIAL HOSPITAL - BELLEVILLE			1	100%	1
Florence Home		1			1
MEDOR/ACC SYNCHRONY			1	100%	1
FRANKLIN CBOC			1	100%	1
MOBILE MEDICAL CLINIC			1	100%	1
FLORIDA HOSPITAL ORMOND BEACH			1	100%	1
EVERGREEN NURSING HOME		1			1
VA Tennessee Valley HCS-Nashville Campus			1	100%	1
Wayne County Nursing Home		1			1
STEWART MEDICAL GROUP INC			1	100%	1
BIOMAT USA INC			1	100%	1
Mercy Manor Transition Center			1	100%	1
ACCESS TOTAL CARE - PORTLAND			1	100%	1
RINGLING HEALTH CENTER			1	100%	1
HAVASU REGIONAL MEDICAL CENTER			1	100%	1
RESTORE MEDICAL PARTNERS PLLC			1	100%	1
MEDEXPRESS URGENT CARE - PATRICK STREE			1	100%	1
FIRST CARE OF GAINESVILLE			1	100%	1
UNITED HEALTHCARE			1	100%	1
BRUSHY CREEK FAMILY HOSPITAL			1	100%	1
EDWARD HOSPITAL			1	100%	1
MOBILE INFIRMARY MEDICAL CENTER			1	100%	1
LEGACY SPECIALTY PHARMACY CORP			1	100%	1
UNIVERSITY URGENT CARE			1	100%	1
FRESENIUS KIDNEY CARE OCALA			1	100%	1
Crowne Health Care of Thomasville		1			1
INTEGRATED GENETICS SEQUENOM		1			1
MEDEXPRESS URGENT CARE, MILLCREEK		1			1
Manor Care Health Care Services - Williamsport North		1			1
Kroger 753 - The Little Clinic Goss Avenue		1			1
AUTUMN CARE OF STATESVILLE, LLC		1			1
MERITER LABORATORIES			1	100%	1

COVID-19: testing by laboratory

Data through Apr 1, 2021 verified as of Apr 2, 2021 at 09:25 AM

Data in this report are provisional and subject to change.

The numbers in the table below represent the number of Florida and non-Florida residents for whom test results were received by the Department of Health. A person can be tested by more than one laboratory and can have both positive and negative results. **Therefore, the sum of the numbers in each column will be larger than the total number of people tested.**

Reporting lab	Inconclusive	Negative	Positive	Percent positive	Total
DOCTORS CHOICE HOME CARE INC			1	100%	1
LPG PRIMARY CARE AT LABELLE			1	100%	1
CVS TX7431POCT ROWLETT		1			1
ABBOTT LABORATORIES - OCCUPATIONAL HEALTH SERVICES			1	100%	1
BAPTIST HEALTH EXPRESS CARE			1	100%	1
INTEGRIS SEMINOLE EMERGENCY DEPT			1	100%	1
TREASURE COAST COMMUNITY HEALTH INC			1	100%	1
Louis Stokes Cleveland VA - Midtown Dialysis Center		1			1
IMA MEDICAL CENTER OF SOUTH WEST ORLANDO			1	100%	1
Country View of Sunbury			1	100%	1
15 TO KNOW			1	100%	1
YOUR HEALTH PEDIATRICS INC			1	100%	1
Wilkes-Barre VAMC		1			1
NHLS			1	100%	1
Lakeland Nursing and Rehabilitation Center LLC		1			1
ONPOINT URGENT CARE			1	100%	1
MERCY HOME		1			1
RIVERSIDE REGIONAL MED CENTER			1	100%	1
West Bay of Tampa Center			1	100%	1
THOMAS HOSPITAL			1	100%	1
UNIVERSITY OF NORTH CAROLINA HOSPITALS			1	100%	1
OASIS FAMILY RESORT IN THE SPRINGS LLC		1			1
LAKE REGIONAL HEALTH			1	100%	1
UF HEALTH THE VILLAGES			1	100%	1
ABBOTT LABORATORIES ROSS PRODUCTS			1	100%	1
AFTER HOURS CLINIC			1	100%	1
Kroger 699 - The Little Clinic Smyrna		1			1
REELFOOT FAMILY WALK-IN CLINIC		1			1
GENESEE COUNTY HEALTH DEPARTMENT		1			1
AdventHealth Care Center Zephyrhills North			1	100%	1
MOSOLF PEDIATRICS PA			1	100%	1
UT HEALTH RGV CLINICAL LABORATORY			1	100%	1
The Carrington		1			1
St. Ann Rehabilitation and Nursing Center		1			1
KROGER 785 - THE LITTLE CLINIC DIXIE HWY		1			1
LAB PLUS, LLC AT ASCENSION SAINT THOMA		1			1
CVS CT2210POCT RIVERSIDE		1			1
Canandaigua VAMC		1			1
PHYSICIANS IMMEDIATE CARE			1	100%	1
ADVENTHEALTH MEDICAL GROUP OBSTETRICS			1	100%	1
LANCASHIRE HALL NURSING AND REHABILITATION CENTER		1			1
ACCESS HEALTH CARE PHYSICIANS, LLC		1			1
ORCHARD PARK HEALTH CARE AND REHABILITATION CENTER		1			1
FLORHAM PARK ENDOSCOPY CENTER		1			1
WY RETIREMENT CENTER		1			1
EILEEN TURBESSI MD PA		1			1

COVID-19: testing by laboratory

Data through Apr 1, 2021 verified as of Apr 2, 2021 at 09:25 AM

Data in this report are provisional and subject to change.

The numbers in the table below represent the number of Florida and non-Florida residents for whom test results were received by the Department of Health. A person can be tested by more than one laboratory and can have both positive and negative results. **Therefore, the sum of the numbers in each column will be larger than the total number of people tested.**

Reporting lab	Inconclusive	Negative	Positive	Percent positive	Total
GOLDING-GRANADO MEDICAL ASSOCIATES		1			1
MINUTE CLINIC DIAGNOSTICS OF IN, LLC #6252		1			1
HEALTH FIRST HOME CARE		1			1
LOUNDY		1			1
MINUTECLINIC DIAGNOSTICS OF OKLAHOMA		1			1
BICKERTON, DAWN		1			1
GOSHEN MEDICAL CENTER			1	100%	1
VERMONT DEPT OF HEALTH LABORATORY			1	100%	1
CHI ST. LUKE'S HEALTH BCM MEDICAL CENTER			1	100%	1
HOSPITALS OF PROVIDENCE TRANSMOUNTAIN CAMPUS, THE			1	100%	1
PINEVILLE PHARMACY			1	100%	1
LINCOLN COUNTY MEDICAL CENTER		1			1
BRIDGEWATER PARK ASSISTED LIVING LLC			1	100%	1
Arlington Health and Rehabilitation		1			1
PRINCIPLE DIAGNOSTICS LLC			1	100%	1
MEDPOST URGENT CARE - CIBOLO			1	100%	1
DEPARTMENT OF HEALTH SERVICES			1	100%	1
Glenview Terrace Nursing Center		1			1
MOBILE HEALTH MEDICAL SERVICES PC		1			1
NORTH MIAMI BEACH SURGICAL CENTER			1	100%	1
BAPTIST HEALTH ASI			1	100%	1
CVS NE5863POCT OMAHA		1			1
ESOTERIC LAB			1	100%	1
Elderwood at Lancaster		1			1
LAKE MARY DIALYSIS			1	100%	1
Good Samaritan Society - Mountian Lake		1			1
LEHIGH REGIONAL WOUND CENTER			1	100%	1
Kroger 909 - The Little Clinic Hamilton			1	100%	1
PATHOLOGYT & LAB MEDICINE SERVICES			1	100%	1
CVS NV9586POCT RENO		1			1
NEW YORK PRESBYTERIAN HOSPITAL			1	100%	1
Kroger - KR070600172		1			1
SUSAN F. WILLIAMS M.D., P.A.			1	100%	1
BARRINGTON TERRACE NAPLES			1	100%	1
MEDEXPRESS URGENT CARE-VINLAND SOUTH			1	100%	1
SELF REGIONAL HEALTHCARE			1	100%	1
PINNACLE PAIN CENTER PS DBA LYNX HEALTHCARE		1			1
DAUGHTERS OF SARAH NURSING CENTER		1			1
STATE OF ALASKA			1	100%	1
WEST FLORIDA MEDICAL ASSOCIATES			1	100%	1
NAVAL BRANCH HEALTH CLINIC			1	100%	1
PM PEDIATRICS OF BAYSIDE, PLLC		1			1
Towne Manor West		1			1
CLINICAL TRIALS OF TAMPA LLC		1			1
SUNCOAST PRIMARY CARE LLC			1	100%	1
Kroger 683 - The Little Clinic Foothills Plaza		1			1

COVID-19: testing by laboratory

Data through Apr 1, 2021 verified as of Apr 2, 2021 at 09:25 AM

Data in this report are provisional and subject to change.

The numbers in the table below represent the number of Florida and non-Florida residents for whom test results were received by the Department of Health. A person can be tested by more than one laboratory and can have both positive and negative results. **Therefore, the sum of the numbers in each column will be larger than the total number of people tested.**

Reporting lab	Inconclusive	Negative	Positive	Percent positive	Total
SIGNATURE CARE COLLEGE STATION			1	100%	1
TEVAPHARM			1	100%	1
JUP Serology SubSection			1	100%	1
ATHENS LIMESTONE HOSPITAL		1			1
MEDLABS OF FLORIDA LLC D/B/A MEDLABS DIAGNOSTICS		1			1
STAMFORD HOSPITAL			1	100%	1
C A R E S		1			1
INDIANA STATE DEPARTMENT OF HEALTH CLINIC MICROBIOLOGY		1			1
ManorCare Yeadon		1			1
Walgreens #17445		1			1
FAIRVIEW HOSPITAL			1	100%	1
STEPHEN G NELSON MD PA			1	100%	1
RIDGE OPTUM FLORIDA			1	100%	1
CORONA CONCIERGE, LLC		1			1
FAMILY AND INTERNAL MEDICINE ASSOCIATES		1			1
LUMICO LIFE INSURANCE COMPANY		1			1
BAY AREA HOSPITAL LAB & HST		1			1
WALGREENS #10854		1			1
GENESIS CARE USA OF FLORIDA, LLC			1	100%	1
ARCADIA DIALYSIS CENTER			1	100%	1
COMMUNITY MEDICAL CENTER-ORANGE CITY		1			1
HALEYVILLE HEALTH CARE CENTER		1			1
NATIONAL INSTITUTES OF HEALTH CLINICAL CENTER			1	100%	1
FOCUSED CARE AT ALLENBROOK		1			1
WALGREENS # 11165		1			1
COVENANT HOSPITAL HOBBS D/B/A COVENANT		1			1
HEBER VALLEY HOSPITAL			1	100%	1
CROWNPOINT HEALTHCARE FACILITY		1			1
BISHOP KEARNEY		1			1
ADVENT HEALTH MEDICAL GROUP MULTISPECIALTY			1	100%	1
NICKLAUS CHILDREN'S DORAL OUTPATIENT CENTER			1	100%	1
SWIFTCARE URGENT CARE, PLLC			1	100%	1
MEMORIALCARE LONG BEACH MEDICAL CENTER			1	100%	1
NATION'S BEST CARE HOME HEALTH			1	100%	1
DAYTONA BEACH DIALYSIS			1	100%	1
MISSOURI DEPT. OF HEALTH			1	100%	1
ELKHART GENERAL HOSPITAL			1	100%	1
UT HEALTH RIO GRANDE VALLEY PRIMARY CARE AT			1	100%	1
AURORA HEALTH CARE METRO INC			1	100%	1
PHYSICIANS OF CENTRAL FLORIDA			1	100%	1
PATIENT FIRST-GENERAL BOOTH			1	100%	1
Kroger 519 - The Little Clinic Staples Mill Road		1			1
Portsmouth Health and Rehab			1	100%	1
BAPTIST HEALTH PRIMARY CARE AT DORAL			1	100%	1
bishop rehabilitation and nursing center		1			1
MEDHELP			1	100%	1

COVID-19: testing by laboratory

Data through Apr 1, 2021 verified as of Apr 2, 2021 at 09:25 AM

Data in this report are provisional and subject to change.

The numbers in the table below represent the number of Florida and non-Florida residents for whom test results were received by the Department of Health. A person can be tested by more than one laboratory and can have both positive and negative results. **Therefore, the sum of the numbers in each column will be larger than the total number of people tested.**

Reporting lab	Inconclusive	Negative	Positive	Percent positive	Total
LABORATORY SERVICES SGHS - CAMDEN		1			1
GARDENS PEDIATRICS LAB			1	100%	1
KNOX COMMUNITY HOSPITAL			1	100%	1
Smg/North Jersey Hematology & Oncology		1			1
CORNERSTONE OF RECOVERY INC		1			1
MEDEXPRESS URGENT CARE - WAYNESBURG		1			1
MARINA DEL REY HOSPITAL LAB			1	100%	1
UT MD ANDERSON CANCER CENTER-TUMOR MARKER LAB			1	100%	1
MEMORIAL HOSPITAL MIRAMAR WAIVED TESTING			1	100%	1
NORTHERN KENTUCKY HEALTH DEPARTMENT			1	100%	1
LAKELAND MEDICAL CENTER			1	100%	1
GREATER MIAMI DIALYSIS			1	100%	1
CENTRAL FLORIDA HOSPITALIST			1	100%	1
ADVANCED INDIVIDUALIZED MEDICINE OF NAPLES			1	100%	1
MEMORIAL HERMANN MEDICAL GROUP-ATASCOCITA PEDS			1	100%	1
TRAVIS LEE THOMPSON MD			1	100%	1
Mission Arch Center		1			1
Peninsula Nursing and Rehabilitation Center		1			1
WINTER GARDEN CHILDREN'S HEALTH CENTERS			1	100%	1
PALMETTO LANDING			1	100%	1
Alden Lincoln Park			1	100%	1
DOCTORS CARE – GREER		1			1
TRIDENT ANTI AGING LLC			1	100%	1
NEW SMYRNA BEACH AMBULATORY CARE CTR			1	100%	1
FAMILY MEDICAL CENTRE			1	100%	1
ABINGTON MEMORIAL HOSPITAL			1	100%	1
WELLMED AT LONGWOOD			1	100%	1
Crowne Place Assisted Living		1			1
STVHCS - Dental Outpatient Clinic		1			1
ALIMETRIX INC		1			1
ASHLEY PEDIATRICS DAY AND NIGHT CLINIC			1	100%	1
CARBON HEALTH			1	100%	1
COLLIER BLVD HMA PHYSICIANS MANAGEMENT LLC			1	100%	1
Parkview Care Center			1	100%	1
ELLIS HOSPITAL URGENT CARE CENTER LAB		1			1
NEW ERA HEALTH CENTER INC		1			1
LEE HEALTH KIDS URGENT CARE		1			1
VETERANS AFFAIRS MEDICAL CENTER - EAST ORANGE			1	100%	1
GABRIELA GOLDSTEIN MD PA			1	100%	1
SUTTER GOULD MEDICAL FOUNDATION			1	100%	1
PARTNERS IN PRIMARY CARE		1			1
HILLSBORO MEDICAL CENTER MAIN LABORATO		1			1
DIAGNOSTIC GROUP INTEGRATED HEALTHCARE			1	100%	1
UNIVERISTY HOSPITAL			1	100%	1
Vibralfie of El Paso Rehabilitation Center			1	100%	1
WAYCROSS INTRTNAL MEDICINE			1	100%	1

COVID-19: testing by laboratory

Data through Apr 1, 2021 verified as of Apr 2, 2021 at 09:25 AM

Data in this report are provisional and subject to change.

The numbers in the table below represent the number of Florida and non-Florida residents for whom test results were received by the Department of Health. A person can be tested by more than one laboratory and can have both positive and negative results. **Therefore, the sum of the numbers in each column will be larger than the total number of people tested.**

Reporting lab	Inconclusive	Negative	Positive	Percent positive	Total
ADVENTHEALTH MEDICAL GROUP SENIOR HEALTH AT			1	100%	1
CATHEDRAL GERONTOLOGY CENTER DBA CATHEDRAL CARES			1	100%	1
AUGUSTA HEALTH CLINICAL LABORATORY			1	100%	1
WEST COAST CLINICAL LABS INC			1	100%	1
HOUSTON DEPARTMENT OF HEALTH AND HUMAN SERVICES			1	100%	1
NAVARRO MEDICAL CENTERS LLC			1	100%	1
HHCS PHARMACY INC			1	100%	1
Kroger 83 - The Little Clinic Rock Road		1			1
Avera Sr. James Care Center		1			1
KID FIXERS		1			1
HEALTH ALLIANCE			1	100%	1
LCMC LAB SUBSECTION		1			1
BETHESDA ON TURKEY CREEK			1	100%	1
COLER REHABILITATION AND NURSING CARE		1			1
Lutheran Community at Telford		1			1
CAMBRIDGE HEALTH ALLIANCE			1	100%	1
ANDERSON REGIONAL MEDICAL CENTER			1	100%	1
APEX HOME HEALTHCARE			1	100%	1
UNIVERSITY OF BALTIMORE WASHINGTON MEDICAL CENTER			1	100%	1
GIFFORD MEMORIAL HOSPITAL		1			1
PARRISH MEDICAL GROUP			1	100%	1
TERRELL URGENT CARE			1	100%	1
DIVERSICARE OF BIG SPRINGS		1			1
MID FLORIDA COMMUNITY SERVICES			1	100%	1
WEST PENSACOLA DIALYSIS CENTER			1	100%	1
YOUR HEALTH PEDIATRICS			1	100%	1
UW MEDICINE CHU LAB			1	100%	1
ASSISTED LIVING AT TREZEVANT		1			1
NHC Sequatchie		1			1
TRADITIONAL MEDICINE CENTER			1	100%	1
WVU MEDICINE AT SUNCREST TOWNE CENTRE			1	100%	1
SUMMIT COUNTY PUBLIC HEALTH DEPARTMENT			1	100%	1
FLORIDA SOUTHERN COLLEGE			1	100%	1
CENTRAL FLORIDA ADULT MEDICINE		1			1
NEVADA RURAL HOUSING AUTHORITY			1	100%	1
Pontotoc Health and Rehab		1			1
CHATEAU TERREBONNE HEALTH CARE		1			1
Terrace Glen Village		1			1
CYPRESS VILLAGE REHAB CENTER		1			1
CVS IN6536POCT KOKOMO		1			1
DIRECT PRIMARY CARE OF BURLESON			1	100%	1
REEVES COUNTY HOSPITAL DISTRICT			1	100%	1
Regency Square			1	100%	1
BAM INC		1			1
FLORIDA DEPARTMENT OF HEALTH IN CITRUS COUNTY		1			1
WEST FLORIDA HOSPITAL LABORATORY			1	100%	1

COVID-19: testing by laboratory

Data through Apr 1, 2021 verified as of Apr 2, 2021 at 09:25 AM

Data in this report are provisional and subject to change.

The numbers in the table below represent the number of Florida and non-Florida residents for whom test results were received by the Department of Health. A person can be tested by more than one laboratory and can have both positive and negative results. **Therefore, the sum of the numbers in each column will be larger than the total number of people tested.**

Reporting lab	Inconclusive	Negative	Positive	Percent positive	Total
WRIGHT PATTERSON AFB MEDICAL CENTER			1	100%	1
NORDX			1	100%	1
APOLLOMDX LLC			1	100%	1
Kroger 929 - The Little Clinic Corryville		1			1
HAYS CLINICAL LAB			1	100%	1
CENTRAL FLA PEDIATRIC URGENT CARE LLC		1			1
Perham Living			1	100%	1
LONG ISLAND MINIMALLY INVASIVE SURGERY		1			1
PRIMARY & URGENT CARE CENTERS			1	100%	1
APS-SUMMIT CARE PHARMACY, LLC DBA OMNICARE		1			1
JOSEPH REINA PHARMACY INC DBA JRX PHAR		1			1
CVS AZ3749POCT GOODYEAR		1			1
CVS AZ7855POCT TUCSON		1			1
TAMPA GENERAL MEDICAL GROUP LABORATORY HEALTHPARK			1	100%	1
MEDEXPRESS URGENT CARE - LINDEN		1			1
HEART HOSPITAL OF LAFAYETTE: EMERGENCY ROOM			1	100%	1
CHIPLEY DIALYSIS			1	100%	1
WATERS EDGE ELEMENTARY SCHOOL			1	100%	1
PEDIATRIC ASSOCIATES - MIAMI LAKES		1			1
Long Beach Care Center			1	100%	1
MARQUETTE GENERAL HOSPITAL			1	100%	1
WMC HEALTH GROUP OF KISSIMMEE LLC			1	100%	1
BRITTNEY WHELIHAN IRWIN ARNP LLC			1	100%	1
CLUB HEALTH AND REHABILITATION CENTER, THE		1			1
SHANDSCAIR FLIGHT PROGRAM			1	100%	1
BEAUMONT HOSPITAL, GROSSE POINTE			1	100%	1
MEDICAL CENTER OF TRINITY - MOB		1			1
CARENOW URGENT CARE - SPRING			1	100%	1
IZ MEDICAL		1			1
ADVANCED URGENT CARE PLLC		1			1
Redwood Springs Healthcare			1	100%	1
Kroger 410 - The Little Clinic Trinity		1			1
METROWEST MEDICAL CENTER - FRAMINGHAM			1	100%	1
A PATTERN MEDICAL CLINIC		1			1
SEPULVEDA OUTPATIENT AND NURSING HOME CARE			1	100%	1
FELD ENTERTAINMENT			1	100%	1
PEDIATRIC SPECIALTY CLINIC COLLIER			1	100%	1
NORTH BROWARD MEDICAL CENTER			1	100%	1
NORTH COUNTY MEDICAL LAB			1	100%	1
BROOKS REHAB			1	100%	1
Highland Pines Health and Rehab		1			1
GATEWAY HEALTHCARE, PC			1	100%	1
KROGER 915 - THE LITTLE CLINIC ANDERSON			1	100%	1
ASSOCIATESMD			1	100%	1
LAKE WALES DIALYSIS CENTER			1	100%	1
WW Chem Auto SS			1	100%	1

COVID-19: testing by laboratory

Data through Apr 1, 2021 verified as of Apr 2, 2021 at 09:25 AM

Data in this report are provisional and subject to change.

The numbers in the table below represent the number of Florida and non-Florida residents for whom test results were received by the Department of Health. A person can be tested by more than one laboratory and can have both positive and negative results. **Therefore, the sum of the numbers in each column will be larger than the total number of people tested.**

Reporting lab	Inconclusive	Negative	Positive	Percent positive	Total
BAPTIST HEALTH SURGERY CENTER			1	100%	1
ALL CHILDRENS PEDIATRIC CLINIC			1	100%	1
PHYSICIANS LAB INC			1	100%	1
UMASS MEMORIAL/MARLBORO HOSPITAL			1	100%	1
PARK LANE NURSING HOME		1			1
SOUTHWOOD NURSING & RETIREMENT CENTER		1			1
PEACE HEALTH FAMILY MEDICINE AT 87TH AVE		1			1
HOLSTON MEDICAL GROUP		1			1
Kroger 481 - The Little Clinic Houston Levee		1			1
SOUTHWOOD HEALTHCARE CENTER		1			1
COUNTY OF HAMILTON			1	100%	1
Mountain View Manor			1	100%	1
Holly Hill Healthcare Center			1	100%	1
PELICAN STATE OUTPATIENT CENTER			1	100%	1
NYU LANGONE AMBULATORY CARE LAKE SUCC		1			1
BEAUMONT URGENT CARE		1			1
THE GROVE HEALTH AND REHAB			1	100%	1
FAMILY PHYSICIANS OF WINTER PARK, INC			1	100%	1
COMMUNITY MEDICAL CARE			1	100%	1
SCRIPTS PLUS INC DBA THE MEDICINE SHOP		1			1
TWIN			1	100%	1
HOWELL BRANCH COURT			1	100%	1
PARK AVENUE DERMATOLOGY NORTH			1	100%	1
BAXTER REGIONAL MEDICAL CENTER			1	100%	1
BROOKDALE AVONDALE (BU 04360)			1	100%	1
BASCOM PALMER-MICRO LAB			1	100%	1
ARNOLD PALMER HOSPITAL LAB POCT		1			1
NULL			1	100%	1
CAREATC - WISCONSIN PIPE-FITTERS			1	100%	1
Metairie Healthcare Center			1	100%	1
GREYSTONE HOME HEALTH OF GREATER ORLANDO LLC		1			1
CVS AZ4795POCT MESA		1			1
INTERNAL MEDICINE EMILIA MURRAY MD PA		1			1
XSTREMEMD			1	100%	1
RESIDENCES AT MIAMI / REIGN GARDENS LLC, THE			1	100%	1
WELLMED AT LINEBAUGH AVE			1	100%	1
DOCTORS CARE - AIKEN MALL			1	100%	1
MERITUS MEDICAL CENTER			1	100%	1
Kroger 532 - The Little Clinic Murfreesboro		1			1
Excel Care Center			1	100%	1
FOUNDCARE HEALTH			1	100%	1
MISSOURI DEPARTMENT OF HEALTH AND SENIOR SERVICES - STATE PH LAB		1			1
LEE MEMORIAL HOSPITAL OUTPATIENT SURGERY CENTER			1	100%	1
SOUTHEASTERN INTEGRATED MEDICAL PL			1	100%	1
Kroger - KRO70300083			1	100%	1
Arbor Springs Health and Rehab		1			1

COVID-19: testing by laboratory

Data through Apr 1, 2021 verified as of Apr 2, 2021 at 09:25 AM

Data in this report are provisional and subject to change.

The numbers in the table below represent the number of Florida and non-Florida residents for whom test results were received by the Department of Health. A person can be tested by more than one laboratory and can have both positive and negative results. **Therefore, the sum of the numbers in each column will be larger than the total number of people tested.**

Reporting lab	Inconclusive	Negative	Positive	Percent positive	Total
EAST FL CORE LAB			1	100%	1
ADAMS COUNTY HEALTH DEPARTMENT			1	100%	1
GARDENS AT MAPLEWOOD			1	100%	1
TMH CANCER CENTER LABORATORY			1	100%	1
Sky View Rehabilitation and Health Care Center		1			1
NORTH RIVER FAMILY HEALTH CENTER			1	100%	1
SANDPIPER CLUSTER		1			1
PUBLIX PHARMACY # 1236			1	100%	1
ADVENTHEALTH MEDICAL GROUP PEDIATRICS DIABETES &			1	100%	1
Glen Haven Health and Rehabilitation LLC		1			1
JOSHUA E CHESIR MD		1			1
SOMA MEDICAL CENTER PA #2			1	100%	1
Total	98,718	18,215,619	2,672,099	13%	20,986,436