

COVID-19: summary of cases and monitoring

Data through Mar 31, 2021 verified as of Apr 1, 2021 at 09:25 AM

Data in this report are provisional and subject to change.

Cases: people with positive PCR or antigen test result		Cases: people with positive PCR or antigen test result	
Total cases		Risk factors for Florida residents	
Florida residents	2,026,083	Traveled	16,174
Non-Florida residents	38,442	Contact with a known case	798,138
Type of testing		Traveled and contact with a known case	22,084
Florida residents	2,026,083	Neither	1,189,687
Positive by BPHL/CDC	74,084	No travel and no contact	240,367
Positive by commercial/hospital lab	1,951,999	Travel is unknown	680,670
PCR positive	1,632,223	Contact is unknown	448,227
Antigen positive	393,860	Contact is pending	434,771
Non-Florida residents	38,442	Travel can be unknown and contact can be unknown or pending for the same case, these numbers will sum to more than the "neither" total.	
Positive by BPHL/CDC	911		
Positive by commercial/hospital lab	37,531		
PCR positive	26,305		
Antigen positive	12,137		
Characteristics			
Florida residents hospitalized	85,373		
Florida resident deaths	33,494		
Non-Florida resident deaths	649		
Hospitalized counts include anyone who was hospitalized at some point during their illness. It does not reflect the number of people currently hospitalized.			
More information on deaths identified through death certificate data is available on the National Center for Health Statistics website at www.cdc.gov/nchs/nvss/vsrr/COVID19/index.htm .			

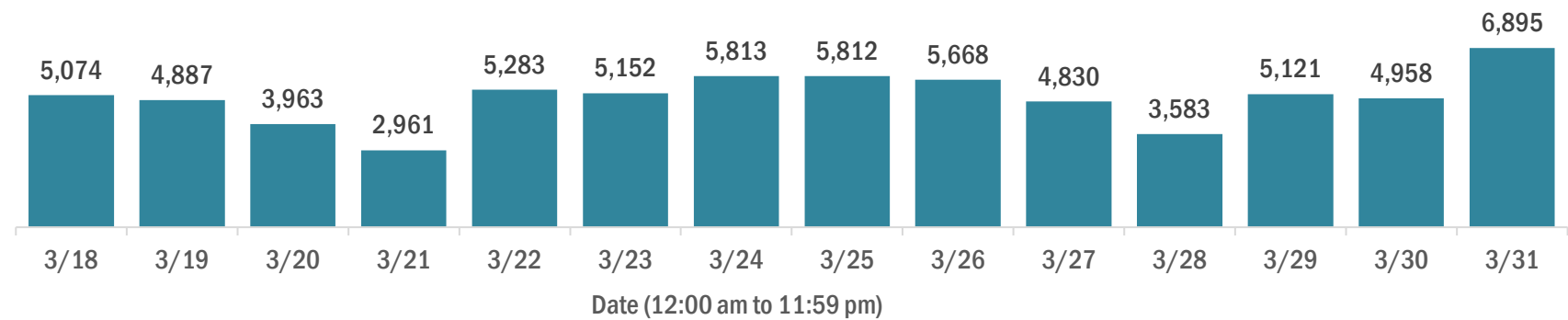
COVID-19: summary of laboratory testing

Data through Mar 31, 2021 verified as of Apr 1, 2021 at 09:25 AM

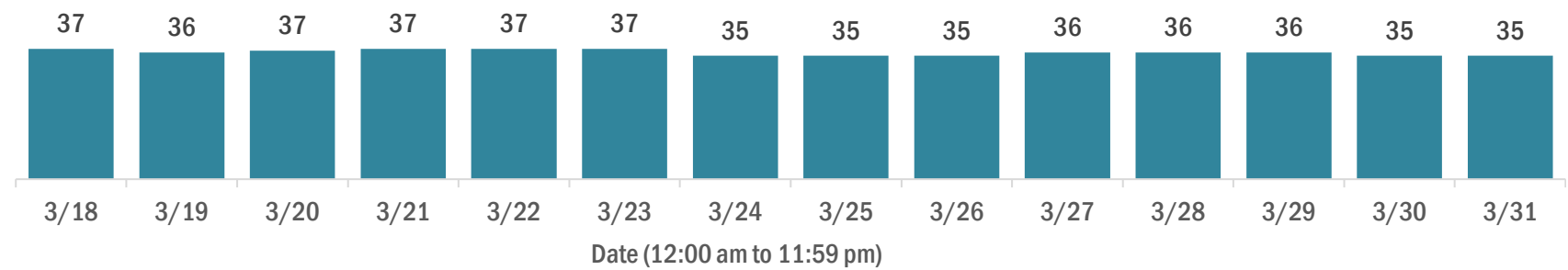
Data in this report are provisional and subject to change.

Cases in Florida residents per day for the past 2 weeks

Number of cases per day



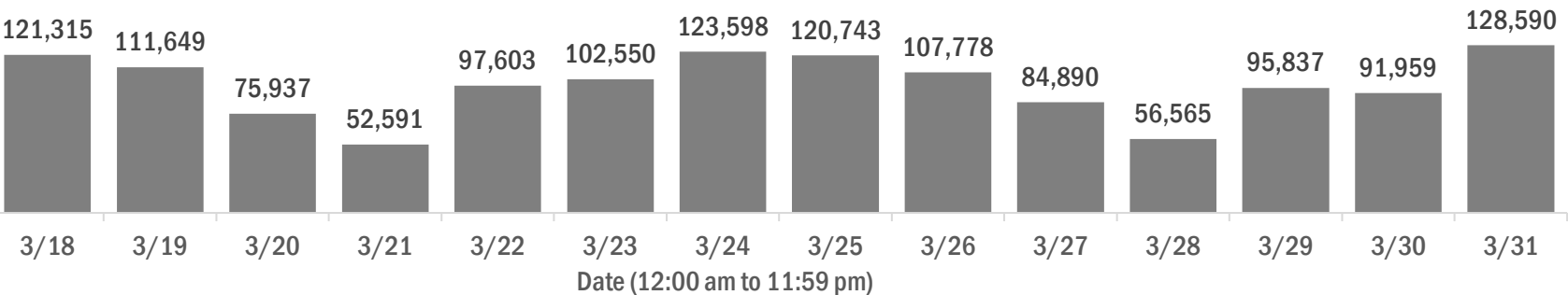
Median age of cases by day



Laboratory testing for Florida residents over the past 2 weeks

Number of Florida residents tested per day

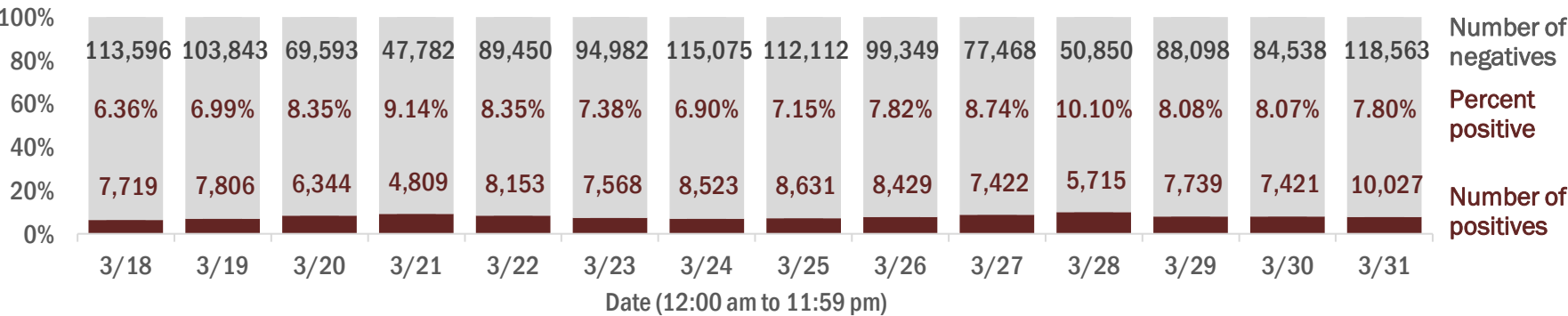
These counts include the number of people for whom the Department received PCR or antigen laboratory results by day. People tested on multiple days will be included for each day a new result was received. A person is only counted once for each day they are tested, regardless of whether multiple specimens are tested or multiple results are received.



Number and percent of Florida residents with positive test results

The percent of positive results ranged from 6.36% to 10.10% over the past 2 weeks and was 7.80% yesterday.

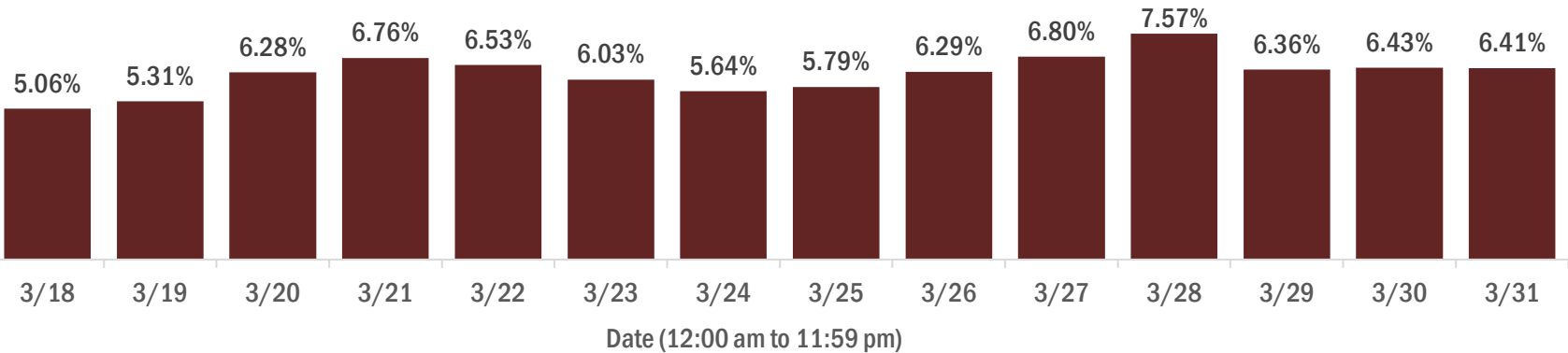
These counts include the number of people for whom the Department received PCR or antigen laboratory results by day. People tested on multiple days will be included for each day a new result was received. A person is only counted once for each day they are tested, regardless of whether multiple specimens are tested or multiple results are received. If a person has a positive specimen and a negative specimen in the same day, only the positive result is counted.



Percent positivity for new cases in Florida residents

The percent of positive results ranged from 5.06% to 7.57% over the past 2 weeks and was 6.41% yesterday.

This percent is the number of people who test PCR- or antigen-positive for the first time divided by all the people tested that day, excluding people who have previously tested positive.



COVID-19: characteristics of 2,026,083 Florida resident cases

Data through Mar 31, 2021 verified as of Apr 1, 2021 at 09:25 AM

Data in this report are provisional and subject to change.

Age group	Cases			Hospitalizations		Deaths	
0-4 years	41,213	<div></div>	2%	566	<div></div>	1	0%
5-14 years	128,696	<div></div>	6%	551	<div></div>	5	0%
15-24 years	313,172	<div></div>	15%	2,135	<div></div>	43	0%
25-34 years	352,793	<div></div>	17%	4,159	<div></div>	182	1%
35-44 years	314,335	<div></div>	16%	6,233	<div></div>	514	2%
45-54 years	308,517	<div></div>	15%	9,634	<div></div>	1,289	4%
55-64 years	267,009	<div></div>	13%	14,536	<div></div>	3,616	11%
65-74 years	165,124	<div></div>	8%	17,838	<div></div>	7,107	21%
75-84 years	91,177	<div></div>	5%	17,797	<div></div>	10,187	30%
85+ years	42,767	<div></div>	2%	11,915	<div></div>	10,550	31%
Unknown	1,280		0%	9		0	0%
Total	2,026,083			85,373		33,494	

Gender	Cases		
Female	1,059,173	<div></div>	52%
Male	951,442	<div></div>	47%
Unknown	15,468		1%
Total	2,026,083		

Ethnicity	Cases			Hospitalizations		Deaths	
Hispanic	650,196	<div></div>	32%	21,702	<div></div>	7,805	23%
Non-Hispanic	981,522	<div></div>	48%	59,639	<div></div>	23,507	70%
Unknown	394,365	<div></div>	19%	4,032	<div></div>	2,182	7%
Total	2,026,083			85,373		33,494	

Race and ethnicity	Cases			Hospitalizations		Deaths	
White	1,147,116	<div></div>	57%	55,950	<div></div>	24,583	73%
Hispanic	434,600	<div></div>	21%	15,532	<div></div>	6,256	19%
Non-Hispanic	627,047	<div></div>	31%	38,745	<div></div>	17,223	51%
Unknown	85,469	<div></div>	4%	1,673	<div></div>	1,104	3%
Black	266,996	<div></div>	13%	17,722	<div></div>	5,346	16%
Hispanic	15,726	<div></div>	1%	754	<div></div>	224	1%
Non-Hispanic	229,721	<div></div>	11%	16,610	<div></div>	4,942	15%
Unknown	21,549	<div></div>	1%	358	<div></div>	180	1%
Other race	308,554	<div></div>	15%	9,388	<div></div>	2,609	8%
Hispanic	155,136	<div></div>	8%	4,939	<div></div>	1,154	3%
Non-Hispanic	105,584	<div></div>	5%	4,014	<div></div>	1,234	4%
Unknown	47,834	<div></div>	2%	435	<div></div>	221	1%
Unknown race	303,417	<div></div>	15%	2,313	<div></div>	956	3%
Hispanic	44,734	<div></div>	2%	477	<div></div>	171	1%
Non-Hispanic	19,170	<div></div>	1%	270	<div></div>	108	0%
Unknown	239,513	<div></div>	12%	1,566	<div></div>	677	2%
Total	2,026,083			85,373		33,494	

Hospitalization counts include anyone who was hospitalized at some point during their illness. It does not reflect the number of people currently hospitalized. **Other race** includes any person with a race of American Indian/Alaskan native, Asian, native Hawaiian/Pacific Islander, or other.

COVID-19: deaths in Florida residents and staff of long-term care facilities

Data through Mar 31, 2021 verified as of Apr 1, 2021 at 09:25 AM

Data in this report are provisional and subject to change.

For current cases in residents or staff of long-term care facilities, please visit: <https://floridahealthcovid19.gov/>

County	Deaths		County	Deaths		County	Deaths	
Palm Beach	1057	<div></div> 10%	Okaloosa	162	<div></div> 1%	Madison	20	<div></div> 0%
Dade	1003	<div></div> 9%	Hernando	158	<div></div> 1%	Calhoun	17	<div></div> 0%
Pinellas	891	<div></div> 8%	Osceola	143	<div></div> 1%	Gulf	17	<div></div> 0%
Broward	661	<div></div> 6%	Charlotte	134	<div></div> 1%	Flagler	16	<div></div> 0%
Hillsborough	566	<div></div> 5%	Clay	119	<div></div> 1%	Wakulla	16	<div></div> 0%
Polk	430	<div></div> 4%	Indian River	117	<div></div> 1%	Bradford	14	<div></div> 0%
Duval	428	<div></div> 4%	Leon	98	<div></div> 1%	Washington	13	<div></div> 0%
Brevard	395	<div></div> 4%	Bay	89	<div></div> 1%	Baker	12	<div></div> 0%
Orange	393	<div></div> 4%	Jackson	88	<div></div> 1%	Holmes	10	<div></div> 0%
Sarasota	392	<div></div> 4%	St. Johns	86	<div></div> 1%	Jefferson	10	<div></div> 0%
Lee	341	<div></div> 3%	Highlands	84	<div></div> 1%	Franklin	9	<div></div> 0%
Marion	325	<div></div> 3%	Santa Rosa	81	<div></div> 1%	Gadsden	9	<div></div> 0%
Volusia	288	<div></div> 3%	Alachua	77	<div></div> 1%	Lafayette	8	<div></div> 0%
Escambia	278	<div></div> 3%	Suwannee	59	<div></div> 1%	Levy	7	<div></div> 0%
St. Lucie	242	<div></div> 2%	Columbia	51	<div></div> 0%	Desoto	6	<div></div> 0%
Seminole	231	<div></div> 2%	Sumter	45	<div></div> 0%	Monroe	5	<div></div> 0%
Lake	225	<div></div> 2%	Putnam	39	<div></div> 0%	Dixie	4	<div></div> 0%
Pasco	221	<div></div> 2%	Nassau	36	<div></div> 0%	Taylor	3	<div></div> 0%
Manatee	192	<div></div> 2%	Hendry	29	<div></div> 0%	Hardee	2	<div></div> 0%
Collier	191	<div></div> 2%	Walton	29	<div></div> 0%	Hamilton	1	<div></div> 0%
Citrus	179	<div></div> 2%	Okeechobee	24	<div></div> 0%	Liberty	1	<div></div> 0%
Martin	168	<div></div> 2%	Gilchrist	20	<div></div> 0%	Total	11,065	

Note: cases are summarized by the county of usual residence. Residents and staff may be cases associated with facilities that are not in their county of usual residence, resulting in cases being included below for counties that do not have facilities with known cases.

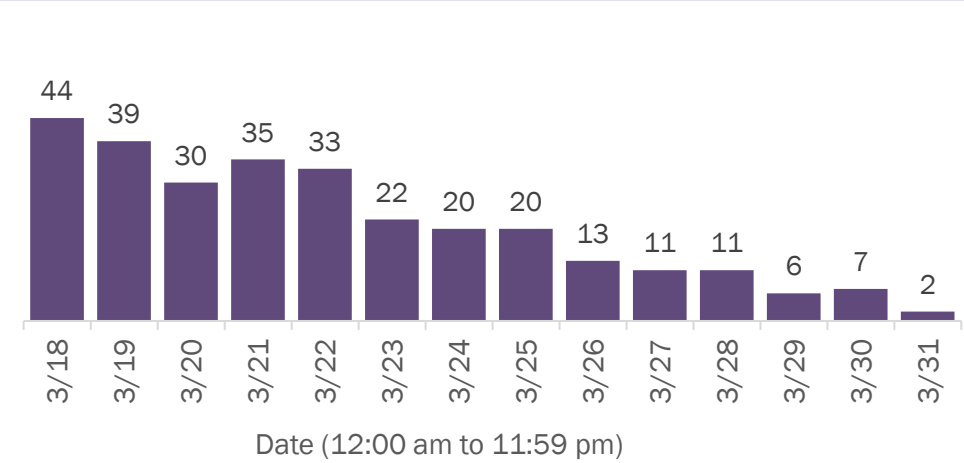
COVID-19: cases in Florida residents who have died

Data through Mar 31, 2021 verified as of Apr 1, 2021 at 09:25 AM

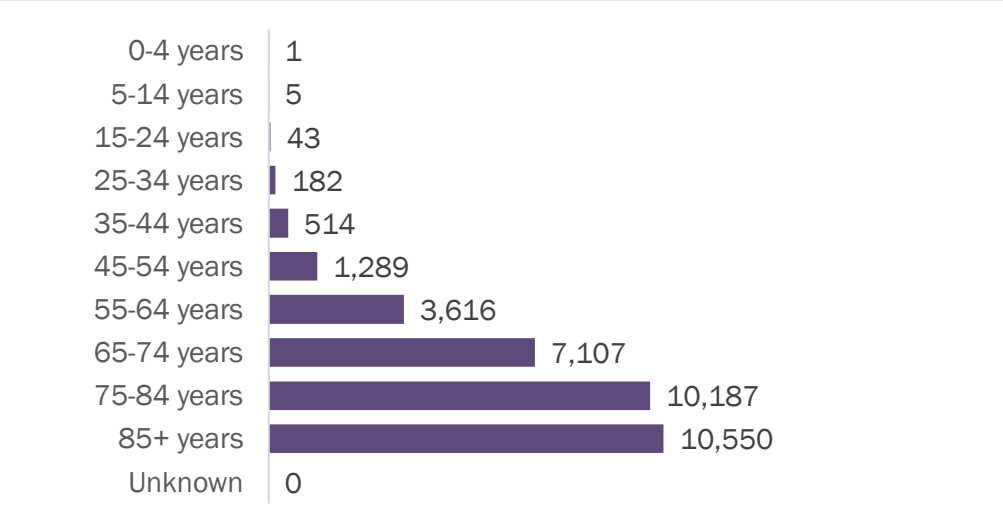
Data in this report are provisional and subject to change.

Demographics for all identified COVID-19 deaths: 33,494

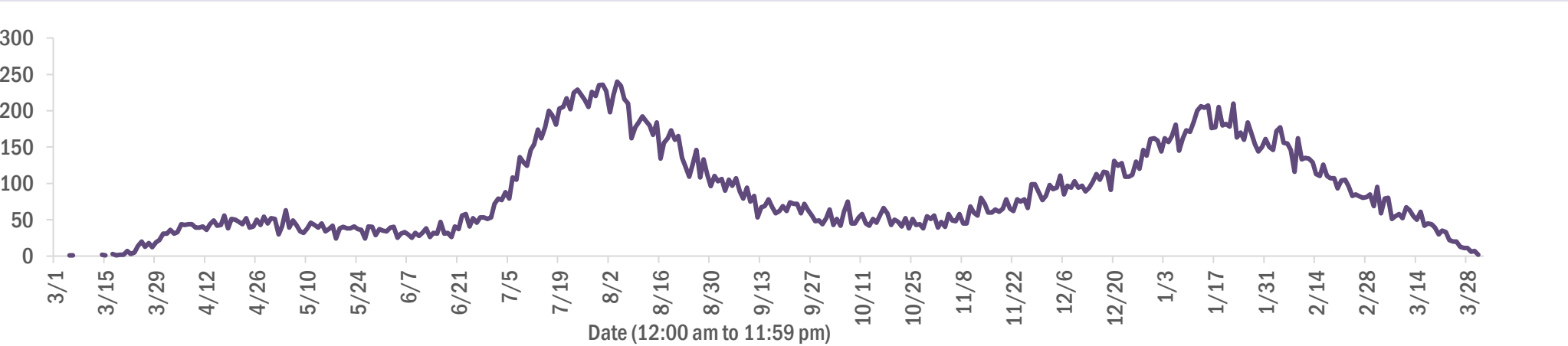
Deaths by date of death for the past 2 weeks



Deaths by age group



Deaths by date of death since March 2020



Age group	Deaths	Cases	Case fatality rate	Mortality rate per 100,000 population
0-4 years	1	41,213	0.0%	0.1
5-14 years	5	128,696	0.0%	0.2
15-24 years	43	313,172	0.0%	1.7
25-34 years	182	352,793	0.1%	6.4
35-44 years	514	314,335	0.2%	19.7
45-54 years	1,289	308,517	0.4%	46.3
55-64 years	3,616	267,009	1.4%	125.0
65-74 years	7,107	165,124	4.3%	292.9
75-84 years	10,187	91,177	11.2%	725.4
85+ years	10,550	42,767	24.7%	1826.7
Unknown	0	1,280	0.0%	
Total	33,494	2,026,083	1.7%	155.1

Race	Deaths	Cases	Case fatality rate	Mortality rate per 100,000 population
Black	5,346	266,996	2.0%	146.2
White	24,583	1,147,116	2.1%	147.2
Other	2,609	308,554	0.8%	209.7
Unknown	956	303,417	0.3%	
Total	33,494	2,026,083	1.7%	155.1

Gender	Deaths	Cases	Case fatality rate	Mortality rate per 100,000 population
Female	14,695	1,059,173	1.4%	133.1
Male	18,798	951,442	2.0%	178.0
Unknown	1	15,468	0.0%	
Total	33,494	2,026,083	1.7%	155.1

Ethnicity	Deaths	Cases	Case fatality rate	Mortality rate per 100,000 population
Non-Hispanic	23,507	981,522	2.4%	147.6
Hispanic	7,805	650,196	1.2%	137.4
Unknown	2,182	394,365	0.6%	
Total	33,494	2,026,083	1.7%	155.1

COVID-19: characteristics of 2,026,083 cases

Data through Mar 31, 2021 verified as of Apr 1, 2021 at 09:25 AM

Data in this report are provisional and subject to change.

Tables below include cases in Florida residents and non-Florida residents.

All 67 Florida counties have cases:

County	FL resident cases		Non-FL resident cases	Total cases	FL resident deaths	FL death rate
Dade	441,453	<div></div> 22%	5,589	447,042	5,878	1.3%
Broward	212,963	<div></div> 11%	2,525	215,488	2,666	1.3%
Palm Beach	129,761	<div></div> 6%	2,337	132,098	2,653	2.0%
Orange	122,396	<div></div> 6%	1,831	124,227	1,189	1.0%
Hillsborough	121,158	<div></div> 6%	1,030	122,188	1,615	1.3%
Duval	91,199	<div></div> 5%	1,516	92,715	1,306	1.4%
Pinellas	70,783	<div></div> 3%	1,774	72,557	1,555	2.2%
Lee	60,769	<div></div> 3%	2,133	62,902	921	1.5%
Polk	60,950	<div></div> 3%	440	61,390	1,260	2.1%
Osceola	39,099	<div></div> 2%	667	39,766	487	1.2%
Volusia	37,757	<div></div> 2%	656	38,413	717	1.9%
Brevard	36,675	<div></div> 2%	651	37,326	809	2.2%
Pasco	36,194	<div></div> 2%	317	36,511	693	1.9%
Manatee	34,125	<div></div> 2%	797	34,922	635	1.9%
Escambia	31,270	<div></div> 2%	3,609	34,879	664	2.1%
Collier	31,421	<div></div> 2%	1,216	32,637	498	1.6%
Leon	29,460	<div></div> 1%	885	30,345	305	1.0%
Seminole	29,923	<div></div> 1%	231	30,154	468	1.6%
Sarasota	28,042	<div></div> 1%	1,423	29,465	787	2.8%
Marion	28,961	<div></div> 1%	144	29,105	920	3.2%
Lake	26,330	<div></div> 1%	446	26,776	607	2.3%
St. Lucie	23,886	<div></div> 1%	174	24,060	589	2.5%
Alachua	23,173	<div></div> 1%	267	23,440	259	1.1%
St. Johns	20,923	<div></div> 1%	294	21,217	203	1.0%
Okaloosa	19,561	<div></div> 1%	210	19,771	351	1.8%
Bay	18,666	<div></div> 1%	746	19,412	375	2.0%
Santa Rosa	17,536	<div></div> 1%	227	17,763	278	1.6%
Clay	17,343	<div></div> 1%	47	17,390	329	1.9%
Hernando	12,338	<div></div> 1%	94	12,432	443	3.6%
Indian River	11,635	<div></div> 1%	103	11,738	282	2.4%
Charlotte	11,412	<div></div> 1%	193	11,605	392	3.4%
Martin	11,194	<div></div> 1%	211	11,405	303	2.7%
Citrus	10,245	<div></div> 1%	90	10,335	429	4.2%
Sumter	8,711	<div></div> 0%	101	8,812	257	3.0%
Nassau	7,554	<div></div> 0%	430	7,984	122	1.6%

County	FL resident cases		Non-FL resident cases	Total cases	FL resident deaths	FL death rate
Columbia	7,821	<div></div> 0%	37	7,858	162	2.1%
Highlands	7,598	<div></div> 0%	87	7,685	321	4.2%
Walton	6,555	<div></div> 0%	780	7,335	83	1.3%
Flagler	6,606	<div></div> 0%	91	6,697	96	1.5%
Monroe	6,083	<div></div> 0%	367	6,450	49	0.8%
Jackson	5,999	<div></div> 0%	64	6,063	155	2.6%
Putnam	6,029	<div></div> 0%	20	6,049	135	2.2%
Gadsden	5,525	<div></div> 0%	16	5,541	90	1.6%
Suwannee	5,194	<div></div> 0%	28	5,222	135	2.6%
Hendry	4,452	<div></div> 0%	18	4,470	77	1.7%
Desoto	4,061	<div></div> 0%	22	4,083	85	2.1%
Okeechobee	3,709	<div></div> 0%	51	3,760	85	2.3%
Unknown	369	<div></div> 0%	3,199	3,568	0	0.0%
Baker	3,349	<div></div> 0%	15	3,364	60	1.8%
Wakulla	3,238	<div></div> 0%	12	3,250	55	1.7%
Levy	3,104	<div></div> 0%	8	3,112	44	1.4%
Bradford	2,910	<div></div> 0%	13	2,923	54	1.9%
Hardee	2,892	<div></div> 0%	14	2,906	39	1.3%
Taylor	2,689	<div></div> 0%	5	2,694	45	1.7%
Washington	2,653	<div></div> 0%	20	2,673	50	1.9%
Holmes	2,182	<div></div> 0%	32	2,214	47	2.2%
Madison	2,008	<div></div> 0%	26	2,034	44	2.2%
Gulf	1,894	<div></div> 0%	23	1,917	42	2.2%
Union	1,774	<div></div> 0%	1	1,775	70	3.9%
Calhoun	1,657	<div></div> 0%	3	1,660	42	2.5%
Lafayette	1,606	<div></div> 0%	0	1,606	25	1.6%
Hamilton	1,573	<div></div> 0%	19	1,592	23	1.5%
Dixie	1,552	<div></div> 0%	3	1,555	22	1.4%
Gilchrist	1,487	<div></div> 0%	4	1,491	38	2.6%
Jefferson	1,410	<div></div> 0%	22	1,432	24	1.7%
Franklin	1,263	<div></div> 0%	33	1,296	17	1.3%
Liberty	1,054	<div></div> 0%	1	1,055	16	1.5%
Glades	921	<div></div> 0%	4	925	19	2.1%
Total	2,026,083		38,442	2,064,525	33,494	1.7%

COVID-19: characteristics of 2,026,083 Florida resident cases

Data through Mar 31, 2021 verified as of Apr 1, 2021 at 09:25 AM

Data in this report are provisional and subject to change.

The table below includes the cities and counties of residence for cases in Florida residents based on the patient's ZIP Code. Note that city is not always received as part of the initial notification and may be missing while the case is being investigated.

City and county	Cases
Miami, Dade	255,677
Orlando, Orange	90,349
Jacksonville, Duval	85,697
Tampa, Hillsborough	70,544
Hialeah, Dade	62,205
Fort Lauderdale, Broward	45,404
Hollywood, Broward	40,588
West Palm Beach, Palm Beach	31,594
Kissimmee, Osceola	30,120
Tallahassee, Leon	28,440
Homestead, Dade	27,039
Naples, Collier	26,552
Pensacola, Escambia	26,020
Saint Petersburg, Pinellas	25,985
Fort Myers, Lee	23,659
Bradenton, Manatee	22,261
Boca Raton, Palm Beach	22,174
Ocala, Marion	21,309
Lakeland, Polk	21,272
Pompano Beach, Broward	20,310
Gainesville, Alachua	18,446
Sarasota, Sarasota	17,356
Port Saint Lucie, St. Lucie	15,867
Lake Worth, Palm Beach	15,695
Cape Coral, Lee	15,392
Miami Beach, Dade	14,272
Miramar, Broward	13,847
Clearwater, Pinellas	13,838
Boynton Beach, Palm Beach	12,631
Coral Springs, Broward	12,411
Doral, Dade	12,295
Panama City, Bay	11,864
Miami Gardens, Dade	11,754
Saint Augustine, St. Johns	11,213
Melbourne, Brevard	10,513
Winter Haven, Polk	10,216
Lehigh Acres, Lee	9,782
Delray Beach, Palm Beach	9,749
Davie, Broward	9,456
Riverview, Hillsborough	9,282
Vero Beach, Indian River	8,955
Palm Bay, Brevard	8,504
Milton, Santa Rosa	8,469
Sunrise, Broward	8,395
New Port Richey, Pasco	8,373
Fort Pierce, St. Lucie	7,860
Coral Gables, Dade	7,796
Saint Cloud, Osceola	7,777
Largo, Pinellas	7,707
Daytona Beach, Volusia	7,609
Apopka, Orange	7,581
Plantation, Broward	7,402
Spring Hill, Hernando	7,346
North Miami Beach, Dade	7,222
Lake City, Columbia	7,113
Orange Park, Clay	7,064
Clermont, Lake	7,042
Davenport, Polk	7,013
Brandon, Hillsborough	6,970

COVID-19: characteristics of 2,026,083 Florida resident cases

Data through Mar 31, 2021 verified as of Apr 1, 2021 at 09:25 AM

Data in this report are provisional and subject to change.

The table below includes the cities and counties of residence for cases in Florida residents based on the patient's ZIP Code. Note that city is not always received as part of the initial notification and may be missing while the case is being investigated.

City and county	Cases
Weston, Broward	6,708
Sanford, Seminole	6,686
Jupiter, Palm Beach	6,669
Deltona, Volusia	6,557
Plant City, Hillsborough	6,532
Deerfield Beach, Broward	6,213
Winter Garden, Orange	6,052
Tamarac, Broward	5,703
Port Charlotte, Charlotte	5,586
Palm Coast, Flagler	5,554
Fort Walton Beach, Okaloosa	5,419
Wesley Chapel, Pasco	5,311
Coconut Creek, Broward	5,284
Stuart, Martin	5,273
Crestview, Okaloosa	5,223
Margate, Broward	5,190
Palm Beach Gardens, Palm Beach	5,175
Land O Lakes, Pasco	5,075
Deland, Volusia	5,030
Winter Park, Orange	5,009
Palm Harbor, Pinellas	4,960
Oviedo, Seminole	4,894
Wellington, Palm Beach	4,894
Palmetto, Manatee	4,886
Altamonte Springs, Seminole	4,519
Miami Lakes, Dade	4,506
Lutz, Hillsborough	4,501
Opa Locka, Dade	4,472
Port Orange, Volusia	4,435
Brooksville, Hernando	4,301
Valrico, Hillsborough	4,278
Haines City, Polk	4,272
Middleburg, Clay	4,266
Venice, Sarasota	4,211
North Port, Sarasota	4,202
Hallandale, Broward	4,180
The Villages, Sumter	4,137
Punta Gorda, Charlotte	4,129
Pembroke Pines, Broward	4,129
Ocoee, Orange	4,080
Leesburg, Lake	4,077
Sebring, Highlands	4,067
Live Oak, Suwannee	4,029
Arcadia, Desoto	3,954
Saint Johns, St. Johns	3,948
Seminole, Pinellas	3,872
Ormond Beach, Volusia	3,864
Bonita Springs, Lee	3,861
Zephyrhills, Pasco	3,852
Okeechobee, Okeechobee	3,696
Navarre, Santa Rosa	3,666
Pinellas Park, Pinellas	3,637
Windermere, Orange	3,574
North Lauderdale, Broward	3,532
Longwood, Seminole	3,517
North Miami, Dade	3,501
Immokalee, Collier	3,464
Ruskin, Hillsborough	3,439
Cocoa, Brevard	3,400

COVID-19: characteristics of 2,026,083 Florida resident cases

Data through Mar 31, 2021 verified as of Apr 1, 2021 at 09:25 AM

Data in this report are provisional and subject to change.

The table below includes the cities and counties of residence for cases in Florida residents based on the patient's ZIP Code. Note that city is not always received as part of the initial notification and may be missing while the case is being investigated.

City and county	Cases
Gulf Breeze, Santa Rosa	3,294
Niceville, Okaloosa	3,261
Cantonment, Escambia	3,137
Casselberry, Seminole	3,086
Lake Worth Beach, Palm Beach	3,077
Key West, Monroe	3,042
Panama City Beach, Bay	3,037
Jacksonville Beach, Duval	3,023
Titusville, Brevard	2,982
Port Richey, Pasco	2,958
Quincy, Gadsden	2,952
Hudson, Pasco	2,933
Dade City, Pasco	2,912
Crawfordville, Wakulla	2,906
Winter Springs, Seminole	2,852
North Fort Myers, Lee	2,845
Oakland Park, Broward	2,841
Bartow, Polk	2,840
Palatka, Putnam	2,788
Lake Mary, Seminole	2,765
Aventura, Dade	2,763
Cutler Ridge, Dade	2,757
Fernandina Beach, Nassau	2,735
Green Cove Springs, Clay	2,709
Kissimmee, Polk	2,699
New Smyrna Beach, Volusia	2,692
Auburndale, Polk	2,689
Merritt Island, Brevard	2,666
Ponte Vedra Beach, St. Johns	2,620
Lake Wales, Polk	2,615
Tarpon Springs, Pinellas	2,555
Perry, Taylor	2,523
Lynn Haven, Bay	2,466
Parkland, Broward	2,454
Inverness, Citrus	2,449
Belle Glade, Palm Beach	2,433
Marianna, Jackson	2,397
Eustis, Lake	2,363
Wimauma, Hillsborough	2,341
Loxahatchee, Palm Beach	2,323
Cooper City, Broward	2,322
Clewiston, Hendry	2,319
Royal Palm Beach, Palm Beach	2,309
Dunedin, Pinellas	2,304
Fleming Island, Clay	2,297
Santa Rosa Beach, Walton	2,287
Estero, Lee	2,278
Holiday, Pasco	2,230
Sarasota, Manatee	2,140
Rockledge, Brevard	2,113
Parrish, Manatee	2,107
Key Biscayne, Dade	2,105
Defuniak Springs, Walton	2,079
Chipley, Washington	2,063
Odessa, Hillsborough	2,047
Palm City, Martin	2,013
Mount Dora, Lake	1,998
Riviera Beach, Palm Beach	1,996
Destin, Okaloosa	1,995

COVID-19: characteristics of 2,026,083 Florida resident cases

Data through Mar 31, 2021 verified as of Apr 1, 2021 at 09:25 AM

Data in this report are provisional and subject to change.

The table below includes the cities and counties of residence for cases in Florida residents based on the patient's ZIP Code. Note that city is not always received as part of the initial notification and may be missing while the case is being investigated.

City and county	Cases
Labelle, Hendry	1,990
Starke, Bradford	1,969
Avon Park, Highlands	1,956
Mulberry, Polk	1,939
Seffner, Hillsborough	1,938
Tavares, Lake	1,895
Summerfield, Marion	1,819
Groveland, Lake	1,806
Yulee, Nassau	1,800
Lithia, Hillsborough	1,794
Pinecrest, Dade	1,776
Maitland, Orange	1,767
Orange City, Volusia	1,735
Wauchula, Hardee	1,691
Sebastian, Indian River	1,648
Macclenny, Baker	1,641
Palmetto Bay, Dade	1,623
Callahan, Nassau	1,608
Lady Lake, Lake	1,603
Missing, Dade	1,580
Mayo, Lafayette	1,577
Ponte Vedra, St. Johns	1,572
Carol City, Dade	1,570
Homosassa, Citrus	1,567
Bonifay, Holmes	1,559
Coconut Grove, Dade	1,556
Dania, Broward	1,552
Crystal River, Citrus	1,546
Crossings, Dade	1,484
Lake Placid, Highlands	1,445
Gibsonton, Hillsborough	1,440
Oldsmar, Pinellas	1,430
Pace, Santa Rosa	1,429
Hobe Sound, Martin	1,426
Edgewater, Volusia	1,411
Florida City, Dade	1,407
Dover, Hillsborough	1,399
Apollo Beach, Hillsborough	1,398
Sun City Center, Hillsborough	1,390
Lake Butler, Union	1,375
Atlantic Beach, Duval	1,356
Debary, Volusia	1,352
Dunnellon, Marion	1,332
Madison, Madison	1,331
Palm Springs, Palm Beach	1,327
Biscayne Park, Dade	1,305
Monticello, Jefferson	1,290
Alachua, Alachua	1,273
Belleview, Marion	1,271
Indiantown, Martin	1,244
North Palm Beach, Palm Beach	1,243
Graceville, Jackson	1,231
Lantana, Palm Beach	1,223
South Miami, Dade	1,179
Century, Escambia	1,172
Safety Harbor, Pinellas	1,150
Newberry, Alachua	1,141
Lecanto, Citrus	1,136
Williston, Levy	1,123

COVID-19: characteristics of 2,026,083 Florida resident cases

Data through Mar 31, 2021 verified as of Apr 1, 2021 at 09:25 AM

Data in this report are provisional and subject to change.

The table below includes the cities and counties of residence for cases in Florida residents based on the patient's ZIP Code. Note that city is not always received as part of the initial notification and may be missing while the case is being investigated.

City and county	Cases
Ellenton, Manatee	1,118
Jensen Beach, Martin	1,115
El Portal, Dade	1,089
Havana, Gadsden	1,086
Beverly Hills, Citrus	1,082
Satellite Beach, Brevard	1,082
Lauderhill, Broward	1,074
Hilliard, Nassau	1,062
Freeport, Walton	1,055
Blountstown, Calhoun	1,042
Jasper, Hamilton	1,026
Wilton Manors, Broward	1,022
Wildwood, Sumter	1,016
Trenton, Gilchrist	1,015
Englewood, Charlotte	998
Nokomis, Sarasota	982
Key Largo, Monroe	976
Wewahitchka, Gulf	971
Keystone Heights, Clay	954
Frostproof, Polk	953
Hernando, Citrus	952
Bushnell, Sumter	950
Sanderson, Baker	946
Mary Esther, Okaloosa	930
Fellsmere, Indian River	925
Polk City, Polk	918
Lauderdale Lakes, Broward	918
Medley, Dade	909
Dunnellon, Citrus	908
Everglades National Park, Dade	905
Fisher Island, Dade	902
Port Saint Joe, Gulf	892
Shalimar, Okaloosa	887
Moore Haven, Glades	862
Coleman, Sumter	842
Marco Island, Collier	827
Cocoa Beach, Brevard	821
Cross City, Dixie	817
Bristol, Liberty	816
Pahokee, Palm Beach	814
South Bay, Palm Beach	811
Chiefland, Levy	799
Minneola, Lake	794
Trinity, Pasco	784
Fort Meade, Polk	780
High Springs, Alachua	780
Sorrento, Lake	776
Spring Hill, Pasco	761
Glen Saint Mary, Baker	757
Indialantic, Brevard	757
Englewood, Sarasota	754
Fruitland Park, Lake	752
Thonotosassa, Hillsborough	745
Chattahoochee, Gadsden	727
Marathon, Monroe	721
Southwest Ranches, Broward	720
Crescent City, Putnam	714
Miramar Beach, Walton	709
Olympia Heights, Dade	704

COVID-19: characteristics of 2,026,083 Florida resident cases

Data through Mar 31, 2021 verified as of Apr 1, 2021 at 09:25 AM

Data in this report are provisional and subject to change.

The table below includes the cities and counties of residence for cases in Florida residents based on the patient's ZIP Code. Note that city is not always received as part of the initial notification and may be missing while the case is being investigated.

City and county	Cases
Interlachen, Putnam	701
Uleta, Dade	701
Umatilla, Lake	695
Fort Myers Beach, Lee	691
Coral, Dade	679
Bowling Green, Hardee	676
Old Town, Dixie	676
Lawtey, Bradford	667
West Melbourne, Brevard	664
Lake Alfred, Polk	663
Jacksonville, St. Johns	662
Fort White, Columbia	646
Neptune Beach, Duval	637
Silver Springs, Marion	624
Weeki Wachee, Hernando	622
South Daytona, Volusia	605
Baker, Okaloosa	593
Belle Isle, Orange	591
Bronson, Levy	585
Palm Beach, Palm Beach	584
Surfside, Dade	584
Clearwater Beach, Pinellas	577
Gulfport, Pinellas	570
Bunnell, Flagler	567
Sneads, Jackson	554
Jay, Santa Rosa	544
Carrabelle, Franklin	525
Mascotte, Lake	525
Rotunda West, Charlotte	517
Hawthorne, Alachua	507
Oxford, Sumter	505
Oakland, Orange	495
Sweetwater, Dade	492
Myakka City, Manatee	488
Molino, Escambia	484
Cottdonale, Jackson	484
Citra, Marion	482
Cape Canaveral, Brevard	477
Florida State University, Leon	476
Mims, Brevard	476
Ocklawaha, Marion	475
Tavernier, Monroe	473
Midway, Gadsden	470
Zolfo Springs, Hardee	469
Youngstown, Bay	466
Indian Harbour Beach, Brevard	463
Melbourne Beach, Brevard	463
East Palatka, Putnam	461
Flagler Beach, Flagler	455
Bal Harbour, Dade	454
Alva, Lee	453
Dundee, Polk	447
Celebration, Osceola	446
Altha, Calhoun	440
Bell, Gilchrist	432
Branford, Suwannee	430
Apalachicola, Franklin	417
Webster, Sumter	413
Haverhill, Palm Beach	394

COVID-19: characteristics of 2,026,083 Florida resident cases

Data through Mar 31, 2021 verified as of Apr 1, 2021 at 09:25 AM

Data in this report are provisional and subject to change.

The table below includes the cities and counties of residence for cases in Florida residents based on the patient's ZIP Code. Note that city is not always received as part of the initial notification and may be missing while the case is being investigated.

City and county	Cases
Centerville, Leon	394
De Leon Springs, Volusia	392
Archer, Alachua	389
Missing, Volusia	388
Eagle Lake, Polk	386
Osprey, Sarasota	380
Hastings, St. Johns	368
Raiford, Union	366
Tequesta, Palm Beach	366
West Miami, Dade	365
Floral City, Citrus	364
Grand Ridge, Jackson	362
Holly Hill, Volusia	354
Ave Maria, Collier	350
Lake Park, Palm Beach	348
Chuluota, Seminole	347
Pierson, Volusia	344
Grand Island, Lake	344
Greenville, Madison	333
Missing, Orange	330
Montverde, Lake	324
Vernon, Washington	324
Indian Rocks Beach, Pinellas	318
Gotha, Orange	316
Malone, Jackson	316
Satsuma, Putnam	314
Jennings, Hamilton	314
Sebastian, Brevard	310
Kenneth City, Pinellas	309
Alafaya, Orange	304
Bryceville, Nassau	303
Reddick, Marion	302
Eastpoint, Franklin	302
Laurel Hill, Okaloosa	301
Elkton, St. Johns	300
Fort McCoy, Marion	299
Malabar, Brevard	299
Melrose, Putnam	297
Westville, Holmes	295
Valparaiso, Okaloosa	289
Lake Panasoffkee, Sumter	289
Lehigh, Lee	285
Winter Park, Seminole	284
Belleair, Pinellas	281
O Brien, Suwannee	281
Greenwood, Jackson	278
San Antonio, Pasco	275
Anthony, Marion	275
Hallandale Beach, Broward	272
Geneva, Seminole	272
Ponce De Leon, Holmes	271
Greenacres, Palm Beach	267
Morriston, Levy	262
South Pasadena, Pinellas	255
Inlet Beach, Walton	245
Sanibel, Lee	243
Eglin Air Force Base, Okaloosa	242
Fern Park, Seminole	241
Fountain, Bay	238

COVID-19: characteristics of 2,026,083 Florida resident cases

Data through Mar 31, 2021 verified as of Apr 1, 2021 at 09:25 AM

Data in this report are provisional and subject to change.

The table below includes the cities and counties of residence for cases in Florida residents based on the patient's ZIP Code. Note that city is not always received as part of the initial notification and may be missing while the case is being investigated.

City and county	Cases
Kindred, Osceola	237
Lee, Madison	236
University Of Central Fl, Orange	235
Edgewood, Orange	234
Southport, Bay	232
White Springs, Hamilton	231
Weirsdale, Marion	229
Longboat Key, Manatee	228
Saint James City, Lee	224
Hosford, Liberty	223
Islamorada, Monroe	222
Gretna, Gadsden	221
Wellborn, Suwannee	214
Holt, Okaloosa	210
Astatula, Lake	210
Lakewood Ranch, Manatee	209
Mcdavid, Escambia	209
Poinciana, Polk	201
Holmes Beach, Manatee	200
Bay Harbor Islands, Dade	199
Howey-In-The-Hills, Lake	199
Juno Beach, Palm Beach	198
Madeira Beach, Pinellas	197
Babson Park, Polk	195
Micanopy, Alachua	194
Atlantis, Palm Beach	192
Mcalpin, Suwannee	189
Altoona, Lake	189
Alford, Jackson	187
Sopchoppy, Wakulla	187
Azalea Park, Orange	187
Lake Helen, Volusia	186
Lauderdale By The Sea, Broward	183
Zellwood, Orange	183
The Villages, Marion	182
The Villages, Lake	177
Odessa, Pasco	173
Center Hill, Sumter	172
Viera, Brevard	170
Osteen, Volusia	169
Cutler Bay, Dade	168
Mangonia Park, Palm Beach	168
Summerland Key, Monroe	165
University Of Miami, Dade	165
Bokeelia, Lee	161
Golden Beach, Dade	161
Caryville, Washington	161
Pomona Park, Putnam	159
Hypoluxo, Palm Beach	159
University Of Fl, Alachua	155
Oak Hill, Volusia	154
Lockhart, Orange	152
Rocky Point, Hillsborough	152
Ponce Inlet, Volusia	151
Bay Lake, Orange	150
Lutz, Pasco	150
Grant-Valkaria, Brevard	150
Sumterville, Sumter	146
Hollister, Putnam	146

COVID-19: characteristics of 2,026,083 Florida resident cases

Data through Mar 31, 2021 verified as of Apr 1, 2021 at 09:25 AM

Data in this report are provisional and subject to change.

The table below includes the cities and counties of residence for cases in Florida residents based on the patient's ZIP Code. Note that city is not always received as part of the initial notification and may be missing while the case is being investigated.

City and county	Cases
Citrus Springs, Citrus	146
Hiawassee, Orange	142
Big Pine Key, Monroe	140
Missing, Lee	139
Clair-Mel City, Hillsborough	139
Carrollwood, Hillsborough	137
Paisley, Lake	136
Lady Lake, Sumter	135
San Mateo, Putnam	129
Cloud Lake, Palm Beach	129
Inglis, Levy	129
Baldwin, Duval	128
Christmas, Orange	127
Hampton, Bradford	126
Apopka, Seminole	125
Steinhatchee, Taylor	124
Kendall, Dade	124
West Park, Broward	123
Matlacha, Lee	122
Clarksville, Calhoun	122
Lake Hamilton, Polk	121
University Of Central Florida, Orange	120
Buena Ventura Lakes, Osceola	116
Belleair Beach, Pinellas	116
Tierra Verde, Pinellas	114
Placida, Charlotte	114
Lighthouse Point, Broward	110
Callaway, Bay	109
Temple Terrace, Hillsborough	109
Missing, St. Johns	108
Panacea, Wakulla	106
Missing, Pinellas	106
Seville, Volusia	106
Barry University, Dade	105
Saint Leo, Pasco	105
Harmony, Osceola	104
Dania Beach, Broward	104
Astor, Lake	103
Cedar Key, Levy	102
Dinsmore, Duval	102
Hurlburt Field, Okaloosa	102
Lamont, Jefferson	102
Brooker, Bradford	101
Canal Point, Palm Beach	100
South Fort Myers, Lee	98
City Of Sunrise, Broward	98
Missing, Sumter	98
Bradenton Beach, Manatee	98
Bascom, Jackson	96
Fruit Cove, St. Johns	96
Barefoot Bay, Brevard	96
Florida Gulf Coast Univ, Lee	95
Tyndall Air Force Base, Bay	95
Waldo, Alachua	95
Sunny Isles Beach, Dade	95
University Of South Florida, Hillsborough	94
Florahome, Putnam	94
Kathleen, Polk	91
Pinetta, Madison	89

COVID-19: characteristics of 2,026,083 Florida resident cases

Data through Mar 31, 2021 verified as of Apr 1, 2021 at 09:25 AM

Data in this report are provisional and subject to change.

The table below includes the cities and counties of residence for cases in Florida residents based on the patient's ZIP Code. Note that city is not always received as part of the initial notification and may be missing while the case is being investigated.

City and county	Cases
Maitland, Seminole	89
Crystal Beach, Pinellas	87
Lorida, Highlands	83
Missing, Marion	83
Fort Denaud, Hendry	82
F M, Lee	80
Ocean Ridge, Palm Beach	79
Yalaha, Lake	78
Missing, St. Lucie	77
Princeton, Dade	77
Saint Pete Beach, Pinellas	76
Patrick Air Force Base, Brevard	75
Boca Grande, Lee	75
Welaka, Putnam	75
Eatonville, Orange	75
Palma Ceia, Hillsborough	74
Avon Park, Polk	73
Campbellton, Jackson	72
Missing, Lake	71
North Venice, Sarasota	69
Air Mail Facility, Dade	69
Ochopee, Collier	69
Cudjoe Key, Monroe	66
Greensboro, Gadsden	66
Anna Maria, Manatee	65
Reunion, Osceola	64
Stock Island, Monroe	64
Missing, Duval	62
Missing, Pasco	61
Miami Springs, Dade	60
Mexico Beach, Bay	60
Missing, Palm Beach	59
North Redington Beach, Pinellas	59
Bonita Beach, Lee	59
Georgetown, Putnam	59
Northdale, Hillsborough	59
Destin, Walton	59
Treasure Island, Pinellas	58
Micco, Brevard	58
Orlando, Seminole	58
Felda, Hendry	58
Bellview, Escambia	57
Missing, Santa Rosa	54
Okahumpka, Lake	54
Miami, Unknown	54
Miromar Lakes, Lee	54
Lake Suzy, Desoto	53
Walnut Hill, Escambia	53
Ona, Hardee	53
Duette, Manatee	53
Singer Island, Palm Beach	52
Orlando, Dade	52
Heathrow, Seminole	52
Enterprise, Volusia	51
University Of Tampa, Hillsborough	51
Town N Country, Hillsborough	50
Palm Beach Shores, Palm Beach	49
Aloma, Orange	49
Salt Springs, Marion	49

COVID-19: characteristics of 2,026,083 Florida resident cases

Data through Mar 31, 2021 verified as of Apr 1, 2021 at 09:25 AM

Data in this report are provisional and subject to change.

The table below includes the cities and counties of residence for cases in Florida residents based on the patient's ZIP Code. Note that city is not always received as part of the initial notification and may be missing while the case is being investigated.

City and county	Cases
Terra Ceia, Manatee	48
Intercession City, Osceola	48
Cinco Bayou, Okaloosa	47
Highland City, Polk	45
Sewalls Point, Martin	45
Florida International Univ, Dade	45
Florence Villa, Polk	45
Green Acres, Palm Beach	45
Waverly, Polk	44
Orlando, Osceola	44
Kenansville, Osceola	43
Eaton Park, Polk	43
Naranja, Dade	43
Gulf Breeze, Escambia	43
Manalapan, Palm Beach	43
Ebro, Washington	42
Lacoochee, Pasco	42
Key Colony Beach, Monroe	42
Village Of Wellington, Palm Beach	42
Village Wellington, Palm Beach	41
Bayonet Point, Pasco	41
Saint Johns, Duval	40
Stetson University, Volusia	40
Cortez, Manatee	40
Missing, Broward	40
Orlando, Broward	38
Miami, Broward	38
Orlando, Volusia	37
Ponte Vedra, Duval	37
Florida A And M University, Leon	37
Missing, Hillsborough	36
Tice, Lee	36
Hialeah Gardens, Dade	36
Bay Pines, Pinellas	35
Miami Shores, Dade	35
North Bay Village, Dade	35
Highland Beach, Palm Beach	35
Lakeshore, Polk	35
Orlando, Polk	35
Pasadena, Pinellas	35
Missing, Seminole	34
Bonaventure, Broward	34
Flemington, Marion	34
Palm Shores, Brevard	33
Siesta Key, Sarasota	33
Homeland, Polk	33
Lulu, Columbia	33
Univ Of FI Student Dorms, Alachua	33
Dowling Park, Suwannee	33
Venus, Highlands	32
Eloise, Polk	32
Lealman, Pinellas	32
Davenport, Osceola	32
Wekiva Springs, Seminole	32
Bagdad, Santa Rosa	32
Hallandle Beach, Broward	32
Westlake, Palm Beach	31
Bayshore Gardens, Manatee	31
Poinciana, Osceola	31

COVID-19: characteristics of 2,026,083 Florida resident cases

Data through Mar 31, 2021 verified as of Apr 1, 2021 at 09:25 AM

Data in this report are provisional and subject to change.

The table below includes the cities and counties of residence for cases in Florida residents based on the patient's ZIP Code. Note that city is not always received as part of the initial notification and may be missing while the case is being investigated.

City and county	Cases
Nocatee, Desoto	30
Mcintosh, Marion	30
Penney Farms, Clay	30
Jupiter, Martin	30
Kinard, Calhoun	30
Ridge Manor, Pasco	30
Alturas, Polk	29
Bonita Springs, Collier	29
Sugarloaf Key, Monroe	29
South Palm Beach, Palm Beach	29
Westchase, Hillsborough	28
Orlando, Hillsborough	28
Saint Marks, Wakulla	28
Horseshoe Beach, Dixie	28
Chokoloskee, Collier	28
Pensacola Beach, Santa Rosa	28
Little Torch Key, Monroe	28
Pine Hills, Orange	28
City Of Westlake, Palm Beach	27
Caryville, Holmes	27
Florida State, Leon	27
Homosassa Springs, Citrus	27
Indian Lake Estates, Polk	26
Fort Lauderdale, Dade	26
Palmdale, Glades	26
Long Key, Monroe	26
Bradley, Polk	26
Pembroke Park, Broward	25
Tangerine, Orange	25
Archer, Levy	25
South Miami Heights, Dade	25
Missing, Monroe	25
New Smyrna, Volusia	25
Earleton, Alachua	25
Orange Lake, Marion	24
Pine Castle, Orange	24
Santa Fe, Alachua	24
Missing, Escambia	24
Missing, Manatee	24
Sydney, Hillsborough	24
Labelle, Glades	24
Hawthorne, Putnam	24
Paxton, Walton	23
Yankeetown, Levy	23
Goulds, Dade	23
Balm, Hillsborough	23
Tioga, Alachua	22
Missing, Citrus	22
Wausau, Washington	22
Loughman, Polk	22
Missing, Brevard	22
Florida Dept Of Corrections, Union	22
Bostwick, Putnam	22
Sparr, Marion	22
Citrus Ridge, Indian River	22
Crystal Springs, Pasco	22
Missing, Indian River	22
Kissimmee, Orange	22
La Crosse, Alachua	22

COVID-19: characteristics of 2,026,083 Florida resident cases

Data through Mar 31, 2021 verified as of Apr 1, 2021 at 09:25 AM

Data in this report are provisional and subject to change.

The table below includes the cities and counties of residence for cases in Florida residents based on the patient's ZIP Code. Note that city is not always received as part of the initial notification and may be missing while the case is being investigated.

City and county	Cases
Laud-By-The-Sea, Broward	21
Missing, Okaloosa	21
Everglades City, Collier	21
Bonifay, Washington	21
Plymouth, Orange	21
Wabasso, Indian River	21
Florida International University, Dade	21
Perdido Key, Escambia	21
Mexico Beach, Gulf	20
Union Park, Orange	20
Indian River Shores, Indian River	20
Sun City, Hillsborough	20
Branford, Lafayette	20
Fort Ogden, Desoto	20
Redington Shores, Pinellas	20
Mango, Hillsborough	20
Candler, Marion	19
Parker, Bay	19
Ramrod Key, Monroe	19
Lowell, Marion	19
Champions Gate, Polk	19
Wildlight, Nassau	19
Orlando, Palm Beach	19
High Springs, Gilchrist	19
Babcock Ranch, Lee	19
Gulf Stream, Palm Beach	18
Goodland, Collier	18
Maxville, Duval	18
Boca Raton, Broward	18
Nalcrest, Polk	18
Jensen Beach, St. Lucie	18
Trenton, Levy	18
Hollywood, Dade	18
Graceville, Holmes	17
Lake Buena Vista, Orange	17
Missing, Collier	17
Forest City, Orange	17
Trilby, Pasco	17
Webster, Hernando	17
Nichols, Polk	17
Suwannee, Dixie	16
Missing, Martin	16
Mount Dora, Orange	16
Gulf Hammock, Levy	16
Hernando Beach, Hernando	16
Tallevast, Manatee	16
Shady Hills, Pasco	16
Wewahitchka, Calhoun	16
Daytona Beach Shores, Volusia	16
Otter Creek, Levy	16
Woodville, Leon	16
Johns Pass Village, Pinellas	16
Jacksonville, Unknown	16
Buckingham, Lee	16
West Panama City Beach, Bay	16
Golden Oak, Orange	15
Lake Monroe, Seminole	15
Belleair Bluffs, Pinellas	15
Brooksville, Pasco	15

COVID-19: characteristics of 2,026,083 Florida resident cases

Data through Mar 31, 2021 verified as of Apr 1, 2021 at 09:25 AM

Data in this report are provisional and subject to change.

The table below includes the cities and counties of residence for cases in Florida residents based on the patient's ZIP Code. Note that city is not always received as part of the initial notification and may be missing while the case is being investigated.

City and county	Cases
Eau Gallie, Brevard	15
Wekiwa Springs, Seminole	15
Orlando, Pinellas	15
Lake City, Suwannee	15
Winter Garden, Lake	15
Lakewood Ranch, Sarasota	15
Hutchinson Island, St. Lucie	15
Florida State Univ Admin, Leon	15
White Springs, Columbia	15
Missing, Bay	15
Laurel Hill, Walton	14
Village Of Palmetto Bay, Dade	14
Wahneta, Polk	14
Hillsboro Beach, Broward	14
Graham, Bradford	14
Braden River, Manatee	14
Copeland, Collier	14
Indian Creek Village, Dade	14
Murdock, Charlotte	14
Saint Lucie West, St. Lucie	14
Orlando, Lake	13
Choctaw Beach, Okaloosa	13
Watersound, Walton	13
Long Boat Key, Manatee	13
Orlando, Brevard	13
Saint George Island, Franklin	13
Fort Charlotte, Charlotte	13
Hialeah, Unknown	13
Gonzalez, Escambia	13
Kingsley Lake, Bradford	13
Steinhatchee, Dixie	13
Roseland, Indian River	13
Durant, Hillsborough	12
Holder, Citrus	12
Missing, Putnam	12
Mount Plymouth, Lake	12
Los Angeles, Dade	12
Pensacola Beach, Escambia	12
Rosemary Beach, Walton	12
Deer Island, Lake	12
Alys Beach, Bay	12
Unknown, Dade	12
Orlando, Unknown	12
Captiva, Lee	11
Deerfield Beach, Palm Beach	11
Miami Gardens, Broward	11
East Lake, Marion	11
Ozona, Pinellas	11
Cypress, Jackson	11
Umatilla, Marion	11
Naples, Lee	11
Babcock Ranch, Charlotte	11
Missing, Unknown	11
Virginia Gardens, Dade	11
Greenville, Taylor	11
Citrus Hills, Citrus	11
Leisure City, Dade	11
Orlando, Leon	11
Orlando, Duval	10

COVID-19: characteristics of 2,026,083 Florida resident cases

Data through Mar 31, 2021 verified as of Apr 1, 2021 at 09:25 AM

Data in this report are provisional and subject to change.

The table below includes the cities and counties of residence for cases in Florida residents based on the patient's ZIP Code. Note that city is not always received as part of the initial notification and may be missing while the case is being investigated.

City and county	Cases
Perrine, Dade	10
Dade City, Hernando	10
Briny Breezes, Palm Beach	10
Seacrest, Walton	10
Passport, Unknown	10
Forest City, Seminole	10
Haines Creek, Lake	10
Missing, Nassau	10
Gibsonia, Polk	10
Redington Beach, Pinellas	10
Telogia, Liberty	10
Missing, Taylor	10
Lake Como, Putnam	10
Missing, Polk	10
University Park, Manatee	10
Grandin, Putnam	10
Beverly Beach, Flagler	9
Saint Augustine Beach, St. Johns	9
Putnam Hall, Putnam	9
Ferndale, Lake	9
Scottsmoor, Brevard	9
Sea Ranch Lakes, Broward	9
Palma Sola, Manatee	9
Innovation, Pasco	9
Cottondale, Washington	9
Barberville, Volusia	9
Lamont, Madison	9
Lloyd, Jefferson	9
Rubonia, Manatee	9
Elfers, Pasco	9
Fanning Springs, Gilchrist	9
Day, Lafayette	9
Basinger, Okeechobee	9
Grant Valkaria, Brevard	9
Nobleton, Hernando	9
Saint Augustine, Duval	9
West Delray Beach, Palm Beach	9
Evinston, Alachua	8
Orange Springs, Marion	8
Salem, Taylor	8
Keystone Heights, Bradford	8
Ybor City, Hillsborough	8
Jerome, Collier	8
Ponce De Leon, Walton	8
Goldenrod, Seminole	8
Fort Walton Beach, Unknown	8
Cross Creek, Alachua	8
Fairfield, Marion	8
Indian Shores, Pinellas	8
Palm City, St. Lucie	8
Seybold, Dade	8
Holt, Santa Rosa	8
White City, Gulf	8
Worthington Springs, Union	8
Pine Ridge, Citrus	8
Switzerland, St. Johns	7
Maitland, Volusia	7
Aripeka, Pasco	7
Valkaria, Brevard	7

COVID-19: characteristics of 2,026,083 Florida resident cases

Data through Mar 31, 2021 verified as of Apr 1, 2021 at 09:25 AM

Data in this report are provisional and subject to change.

The table below includes the cities and counties of residence for cases in Florida residents based on the patient's ZIP Code. Note that city is not always received as part of the initial notification and may be missing while the case is being investigated.

City and county	Cases
Quail Heights, Dade	7
River Ranch, Polk	7
Niceville, Walton	7
Orlando, Alachua	7
Okeechobee, Glades	7
Fort Lauderdale, Unknown	7
Missing, Sarasota	7
Missing, Clay	7
Orlando, Pasco	7
Longboat Key, Sarasota	7
Fernandina, Nassau	7
Port Saint John, Brevard	7
Orange Park, Duval	7
Missing, Flagler	7
Anastasia Island, St. Johns	7
East Rockland Key, Monroe	6
Mayport Naval Station, Duval	6
Lake Butler, Bradford	6
Bradenton, Sarasota	6
Maitland, Osceola	6
Inglis, Citrus	6
Weirsdale, Lake	6
Morriston, Marion	6
Missing, Osceola	6
Duck Key, Monroe	6
Newberry, Gilchrist	6
Orchid, Indian River	6
Pensacola, Unknown	6
Miccosukee, Leon	6
Glenwood, Volusia	6
Missing, Walton	6
Labelle, Lee	6
Ridge Manor Estates, Sumter	6
Maitland, Hillsborough	6
Winter Park, Polk	6
Winderemere, Orange	6
Hialeah, Broward	6
Grove City, Charlotte	6
Bruce, Holmes	6
Coco River, Collier	6
Eglin, Okaloosa	6
Punta Gorda, Lee	6
Deland, Lake	6
Orlando, Flagler	6
Orlando, Marion	6
Sunny Hills, Washington	6
Shady Grove, Taylor	5
Missing, Leon	5
Milton, Escambia	5
Inlet Beach, Bay	5
Mayport, Duval	5
Pass, Unknown	5
Stuart, St. Lucie	5
Miami, Palm Beach	5
Ebro, Bay	5
Lake Worth, Broward	5
Westchester, Dade	5
Mid Florida, Seminole	5
Ocean Breeze, Martin	5

COVID-19: characteristics of 2,026,083 Florida resident cases

Data through Mar 31, 2021 verified as of Apr 1, 2021 at 09:25 AM

Data in this report are provisional and subject to change.

The table below includes the cities and counties of residence for cases in Florida residents based on the patient's ZIP Code. Note that city is not always received as part of the initial notification and may be missing while the case is being investigated.

City and county	Cases
Port Salerno, Martin	5
Missing, Highlands	5
Missing, Columbia	5
Clarcona, Orange	5
Okeechobee, Osceola	5
Psl, Unknown	5
Pompano Beach, Unknown	5
San Carlos Park, Lee	5
University Of Central Fl, Hillsborough	5
Bayou George, Bay	5
Boynton Beach, Broward	5
Miramar, Dade	5
Miami Gardens, Unknown	5
Kissimmee, Unknown	5
Fort Lauderdale, Palm Beach	5
Jacksonville Naval Air Station, Duval	5
Wakulla Springs, Wakulla	5
Pompano Beach, Palm Beach	5
Orlando, Manatee	5
N/A, Unknown	5
Oneco, Manatee	5
Ocoee, Lake	5
Okeechobee, Martin	5
Miami Beach, Unknown	5
Missing, Alachua	5
Alys Beach, Walton	5
Point Washington, Walton	5
University Of Central Fl, Martin	5
Williston, Marion	5
Pompano Beach, Dade	4
Seacrest, Bay	4
Sandestin, Walton	4
Bella Collina, Lake	4
Delray Beach, Broward	4
El Jobean, Charlotte	4
Naples, Unknown	4
High Springs, Columbia	4
Hinsdale, Manatee	4
Jonesville, Alachua	4
International Service Center, Dade	4
Island Grove, Alachua	4
Hollywood, Unknown	4
Indian Rock Beach, Pinellas	4
Bowling Green, Polk	4
Cypress Gardens, Polk	4
Branford, Gilchrist	4
Cape Haze, Charlotte	4
Clewiston, Palm Beach	4
Conch Key, Monroe	4
Lazy Lake, Broward	4
Lamont, Taylor	4
Sugarloaf, Monroe	4
Wacissa, Jefferson	4
Glen Ridge, Palm Beach	4
Coconut Creek, Palm Beach	4
Pensacola, Santa Rosa	4
Margate, Unknown	4
Melrose, Bradford	4
Los Angeles, Broward	4

COVID-19: characteristics of 2,026,083 Florida resident cases

Data through Mar 31, 2021 verified as of Apr 1, 2021 at 09:25 AM

Data in this report are provisional and subject to change.

The table below includes the cities and counties of residence for cases in Florida residents based on the patient's ZIP Code. Note that city is not always received as part of the initial notification and may be missing while the case is being investigated.

City and county	Cases
Highland Park, Polk	4
Jacksonville, Dade	4
Loxahatchee Groves, Palm Beach	4
Live Oak, Madison	4
West Bradenton, Manatee	4
Port Charlotte, Unknown	4
Greenville, Jefferson	4
Missing, Hernando	4
Marina Del Rey, Dade	4
Oklawaha, Marion	4
Miami Shores, Broward	3
Pineland, Lee	3
Tampa Palms, Hillsborough	3
Tampa, Pinellas	3
Winter Garden, Seminole	3
Tarpon Springs, Pasco	3
Jacksonville, Clay	3
Ludlam, Dade	3
Laurel, Sarasota	3
Bronx, Seminole	3
Clermont, Orange	3
Clermont, Polk	3
Port Saint Lucie, Martin	3
Saint Petersburg, Hillsborough	3
Palm Coast, Volusia	3
Missing, Jackson	3
West Palm Beach, Broward	3
Village Of Golf, Palm Beach	3
Wildwood, Marion	3
Saint Augusaintine Beach, St. Johns	3
Lynbrook, Broward	3
Loxahatchee, Broward	3
Lakeland, Hillsborough	3
Miami, Orange	3
Immokalee, Lee	3
Hallandale Beach, Unknown	3
Lake Geneva, Clay	3
Lake City, Duval	3
Fort Myers, Unknown	3
Bradington, Manatee	3
Blountstown, Liberty	3
Inverness, Polk	3
Pass, Dade	3
Vero Beach, Brevard	3
Orem, Palm Beach	3
Pp, Dade	3
Pp, Unknown	3
Woodside, Broward	3
Brewton, Escambia	3
Apopka, Broward	3
Maitland, Polk	3
Lake Harbor, Palm Beach	3
Lanark Village, Franklin	3
Westville, Walton	3
Orlo Vista, Orange	3
Milligan, Okaloosa	3
Land O Lakes, Hillsborough	3
Lady Lake, Marion	3
Jacksonville , Duval	3

COVID-19: characteristics of 2,026,083 Florida resident cases

Data through Mar 31, 2021 verified as of Apr 1, 2021 at 09:25 AM

Data in this report are provisional and subject to change.

The table below includes the cities and counties of residence for cases in Florida residents based on the patient's ZIP Code. Note that city is not always received as part of the initial notification and may be missing while the case is being investigated.

City and county	Cases
Fisher Island, Unknown	3
Homeless, Hillsborough	3
Bay Harbor Islands, Unknown	3
Ft Pierce, St. Lucie	3
Chicago, Lee	3
Coraopolis, Citrus	3
Champions Gate, Osceola	3
Bristol, Calhoun	3
Jacksonville, Alachua	3
Sorrento, Orange	3
Stuart, Palm Beach	3
North Fort Myers, Charlotte	3
Crestview, Walton	3
Cross Key, Monroe	3
Cape San Blas, Gulf	3
Apopka, Lake	3
Green Cove Springs, Duval	3
Fernandina Beach, Duval	3
Fpo, Duval	3
Mayport Naval Housing, Duval	3
Monticello, Madison	3
Plantation Key, Monroe	3
Vernon, Bay	3
Samoset, Manatee	3
San Fernando, Unknown	3
Julington Creek, St. Johns	3
Jupiter Island, Martin	3
Miramar, Unknown	3
Marathon Shores, Monroe	3
Marco Island, Lee	3
Bonnie, Dade	3
Alford, Washington	3
Altamonte Springs, Orange	3
Pembroke Pines, Unknown	3
Ocean Reef Club, Monroe	3
Winter Park, Volusia	3
Vero Beach, St. Lucie	3
University Of Central Fl, Seminole	2
Venice, Dade	2
Winter Springs, Orange	2
West Palm Beach, Unknown	2
Windermere, Hillsborough	2
Okeechobee, Highlands	2
Orlando, Escambia	2
Pompano Beach, Osceola	2
Port Charlotte, Lee	2
Sand Lake, Orange	2
Port St. Lucie, St. Lucie	2
Swansea, Lee	2
Union, Manatee	2
At Large, Broward	2
Boys Ranch, Suwannee	2
Fort Pierce, Brevard	2
Graceville, Unknown	2
Eatonville, Polk	2
Longwood, Unknown	2
Miami, Martin	2
Long Beach, Orange	2
Mims, Volusia	2

COVID-19: characteristics of 2,026,083 Florida resident cases

Data through Mar 31, 2021 verified as of Apr 1, 2021 at 09:25 AM

Data in this report are provisional and subject to change.

The table below includes the cities and counties of residence for cases in Florida residents based on the patient's ZIP Code. Note that city is not always received as part of the initial notification and may be missing while the case is being investigated.

City and county	Cases
New Port Richey, Hillsborough	2
Gwinn, Charlotte	2
Labelle, Collier	2
Jena, Taylor	2
Lauderhill, Unknown	2
Sarasota, Unknown	2
Seguin, Unknown	2
Sunrise, Unknown	2
Tampa, Broward	2
Tarpon Springs, Hillsborough	2
Orlando, St. Lucie	2
Port Canaveral, Brevard	2
North Miami Beach, Broward	2
Oakland Park, Unknown	2
Lake Clarke Shores, Palm Beach	2
Marysville, Dade	2
Callahan, Duval	2
Dade City, Unknown	2
Cibolo, Orange	2
Claysville, Hernando	2
Crescent Beach, Sarasota	2
FI State Univ Student, Leon	2
Defuniak Springs, Okaloosa	2
Defuniak Springs, Unknown	2
Noma, Holmes	2
Ormond Beach, Flagler	2
Panama City, Unknown	2
Pembroke Pines, Dade	2
Summerfield, Unknown	2
Tampa, Hernando	2
Sharpes, Brevard	2
Saint Lucie Village, St. Lucie	2
Sebring, Desoto	2
Vero Beach, Unknown	2
Yeehaw, Okeechobee	2
Wauchula, Desoto	2
Jacksonville Naval Hospital, Duval	2
Hosford, Calhoun	2
Jacksonville, Nassau	2
Longview, Dade	2
Marina Del Rey, Broward	2
Melrose, Clay	2
Mesa, Unknown	2
Aventura, Broward	2
000000, Unknown	2
Dfafs, Okaloosa	2
Fort Lauderdale, Alachua	2
Deerfield Beach, Unknown	2
Doral, Unknown	2
Brooklyn, Broward	2
Carl Fisher, Dade	2
Cross City, Taylor	2
Jupiter, Dade	2
Micanopy, Marion	2
Lakeland, Unknown	2
Red Bay, Holmes	2
Pembroke Lakes, Broward	2
Port Saint Lucie, Palm Beach	2
Saint Marys, Nassau	2

COVID-19: characteristics of 2,026,083 Florida resident cases

Data through Mar 31, 2021 verified as of Apr 1, 2021 at 09:25 AM

Data in this report are provisional and subject to change.

The table below includes the cities and counties of residence for cases in Florida residents based on the patient's ZIP Code. Note that city is not always received as part of the initial notification and may be missing while the case is being investigated.

City and county	Cases
Windermere, Lake	2
Sutton, Pasco	2
Maitland, Lake	2
Hialeah Lakes, Dade	2
Hialeah, Orange	2
Jan Phyl Village, Polk	2
Moore Haven, Hendry	2
Naples, Broward	2
Cassadaga, Volusia	2
Fort Walton Beach, Walton	2
Duke Field Air Force Station, Okaloosa	2
Dunnellon, Levy	2
Yalhala, Lake	2
University Of Central Florida, Palm Beach	2
University Of Central Florida, Pinellas	2
Wimauma, Manatee	2
Provo, Broward	2
Portland, Unknown	2
Sumatra, Liberty	2
University Of Central Florida, Broward	2
Saint Teresa, Wakulla	2
West Point, Lee	2
Orlando, Okaloosa	2
Maitland, Pasco	2
Madison, Unknown	2
Ocala, Unknown	2
Miamt, Dade	2
Florida Power & Light Co, Dade	2
Chipley, Jackson	2
Amelia City, Nassau	2
Apopka, Unknown	2
Alligator Point, Wakulla	2
Blountstown, Jackson	2
Alligator Point, Franklin	2
Coconut Creek, Unknown	2
Eatonville, Lake	2
Crawfordville, Leon	2
Daytona Beach, Unknown	2
Lawtey, Union	2
Hallandale Beach, Dade	2
Los Angeles, Okaloosa	2
Louisville, Manatee	2
Lutz, Pinellas	2
Seven Springs, Pasco	2
Upper Key Largo, Monroe	2
University Of Central Florida, Brevard	2
West Villages, Sarasota	2
Zellwood, Lake	2
Mount Pleasant, Gadsden	2
Navarre, Okaloosa	2
None, Dade	2
Phoenix, Lake	2
Doctors Inlet, Clay	2
Bonifay, Jackson	2
Bonnie, Sarasota	2
Lecanto, Marion	2
Lake Helen, Orange	2
Maitland, Leon	2
Melrose, Alachua	2

COVID-19: characteristics of 2,026,083 Florida resident cases

Data through Mar 31, 2021 verified as of Apr 1, 2021 at 09:25 AM

Data in this report are provisional and subject to change.

The table below includes the cities and counties of residence for cases in Florida residents based on the patient's ZIP Code. Note that city is not always received as part of the initial notification and may be missing while the case is being investigated.

City and county	Cases
Fort Myers, Collier	2
Fort Pierce, Martin	2
Weston, Dade	2
West Palm Beach, Dade	2
Winter Park, Leon	2
Palm Springs North, Dade	2
Redland, Dade	2
Olustee, Baker	2
Orlando, Charlotte	2
Orlando, Santa Rosa	2
Palm Coast, Duval	1
Orlando, Union	1
Ovido, Seminole	1
Oxford, Palm Beach	1
Opalocka, Dade	1
Oakland, Leon	1
Ocala, Alachua	1
Okeechobee, St. Lucie	1
Miami, Collier	1
Miami, St. Lucie	1
Marshall, Palm Beach	1
New Richmond, Volusia	1
North Canton, Palm Beach	1
Rio Dell, Volusia	1
Rochelle, Volusia	1
Saint Cloud, Lee	1
Saint Johns, Orange	1
San Antonio, Sarasota	1
San Antonio, Unknown	1
Sanford, Volusia	1
Panama City, Walton	1
Perry, Leon	1
Perth Amboy, Monroe	1
Port Orange, Unknown	1
Port Saint Lucie, Orange	1
Princeton, Alachua	1
Provincetown, Collier	1
Tampa, Volusia	1
Spring Park, Alachua	1
Steinhatchee, Madison	1
South Burlington, Orange	1
Shannon, Collier	1
Soddy Daisy, Broward	1
Soldotna, Broward	1
Winter Park, Osceola	1
Wood River, Polk	1
Worcester, Palm Beach	1
Wheaton, Lee	1
Winter Park, Alachua	1
Wilmington, Broward	1
Wesley Chapel, Alachua	1
Virginia Beach, Hernando	1
Waco, Broward	1
Washington, Broward	1
Tangerine, Seminole	1
Tewksbury, Orange	1
Umatilla, Alachua	1
University Of Central Florida, Monroe	1
Toms River, Dade	1

COVID-19: characteristics of 2,026,083 Florida resident cases

Data through Mar 31, 2021 verified as of Apr 1, 2021 at 09:25 AM

Data in this report are provisional and subject to change.

The table below includes the cities and counties of residence for cases in Florida residents based on the patient's ZIP Code. Note that city is not always received as part of the initial notification and may be missing while the case is being investigated.

City and county	Cases
Floralá, Escambia	1
Grassy Key, Monroe	1
Gainesville, Baker	1
Gilmer, Dade	1
Jacksonville, Manatee	1
Haverford, Hillsborough	1
Herrin, Orange	1
Jamaica, Broward	1
Jersey City, Polk	1
Jupiter, Unknown	1
Kingsland, Duval	1
Kissimmee, Brevard	1
Miamf, Dade	1
Miami G, Dade	1
Marianna, Calhoun	1
Los Angeles, Palm Beach	1
Lyndhurst, Broward	1
Magnolia Square, Osceola	1
Maitland, Alachua	1
Lake In The Hills, Columbia	1
Lake Placid, Alachua	1
Lake Worth Beach, Broward	1
Lemoyne, Manatee	1
Lawrence Township, Palm Beach	1
Lander, Citrus	1
Las Vegas, Orange	1
Bryant, Alachua	1
Bronx, Broward	1
Buffalo, Palm Beach	1
Carol Stream, Orange	1
Castleberry, Escambia	1
Charlotte, Pasco	1
Apo, Pasco	1
Apopka, Flagler	1
99, Unknown	1
Alanson, Bay	1
Aollywoss, Dade	1
Boca Raton, Unknown	1
Bohealia, Lee	1
Blowing Rock, Polk	1
Belleair, Hillsborough	1
Dorchester, Orange	1
Deland, Polk	1
Dallas, Lee	1
De Leon Springs, Putnam	1
Dearborn, Lee	1
Estero, Collier	1
Fanning Springs, Levy	1
Fargo, Unknown	1
Felton, Manatee	1
Clear Brook, Lee	1
Crestview, Holmes	1
Cumberland, Palm Beach	1
Dade City, Hillsborough	1
College Station, Lake	1
Columbus, Brevard	1
Cookeville, Seminole	1
Plantation, Orange	1
Pompano Beach, Martin	1

COVID-19: characteristics of 2,026,083 Florida resident cases

Data through Mar 31, 2021 verified as of Apr 1, 2021 at 09:25 AM

Data in this report are provisional and subject to change.

The table below includes the cities and counties of residence for cases in Florida residents based on the patient's ZIP Code. Note that city is not always received as part of the initial notification and may be missing while the case is being investigated.

City and county	Cases
Parker, Dade	1
Parker, Leon	1
Peoria, Unknown	1
Palm Coast, Polk	1
Pacifica, Dade	1
Ormond Beach, Unknown	1
Oviedo, Brevard	1
Orlando, Sarasota	1
Saint Petersburg, St. Lucie	1
Sandford, Seminole	1
Rye, Duval	1
Rex, Duval	1
Potomac, Palm Beach	1
Port Everglades, Broward	1
Ocoee, Osceola	1
Okeechobee, Broward	1
North Pole, Seminole	1
North Port, Lee	1
Old Town, Alachua	1
Omaha, Palm Beach	1
Ona, Manatee	1
Oooooo, Unknown	1
Opa Locka, Broward	1
Orange Park , Duval	1
Orlando, Columbia	1
Orlando, Indian River	1
Orem, Broward	1
New Orleans, Palm Beach	1
Newark, Broward	1
Newburgh, Bay	1
Navarre, Dade	1
Zolfo Springs, Polk	1
Yukon, Broward	1
Winter Park, Broward	1
Westbrook, Dade	1
Wichita, Volusia	1
Washington, Unknown	1
Venice, Unknown	1
Vernon, Unknown	1
Winder Garden, Orange	1
Windermere, Leon	1
Windermere, Osceola	1
Windermere, Seminole	1
Winter Garden, Broward	1
Wells, Polk	1
Winter Garden, Pinellas	1
Tulsa, Orange	1
Sun City Center, Hardee	1
Tiffin, Highlands	1
Tallahassee, Duval	1
Tallahassee, Unknown	1
Tampa, Palm Beach	1
Tavares, Marion	1
Temple Terrace, Pasco	1
Saint Cloud, Unknown	1
Saint Johns, Unknown	1
Sarasota, Flagler	1
Saxis, Lee	1
Schenectady, Polk	1

COVID-19: characteristics of 2,026,083 Florida resident cases

Data through Mar 31, 2021 verified as of Apr 1, 2021 at 09:25 AM

Data in this report are provisional and subject to change.

The table below includes the cities and counties of residence for cases in Florida residents based on the patient's ZIP Code. Note that city is not always received as part of the initial notification and may be missing while the case is being investigated.

City and county	Cases
Sebring, Lee	1
Shelton, Manatee	1
Sodus, Charlotte	1
Spring Hill , Hernando	1
Spring Hill, Dade	1
Starke, Clay	1
Stone Mountain, Palm Beach	1
Macdill Air Force Base, Hillsborough	1
Los Angeles Ca, Unknown	1
Los Angeles, Hardee	1
Largo, Unknown	1
Littleton, Dade	1
Miami Beach, Broward	1
Middlesburg, Duval	1
Miami Lakes, Unknown	1
Miami, Hillsborough	1
Miami, Manatee	1
Margate, Dade	1
Marshall, Dade	1
Mary Esther, Unknown	1
Medford, Palm Beach	1
Harrison, Pinellas	1
Holly Ridge, Orange	1
Homeless, Polk	1
Homosassa, Hernando	1
Leesburg, Marion	1
Lehigh Acres, Dade	1
Lewisburg, Pasco	1
Lake City, Hamilton	1
La Grange, Dade	1
Jerusalem, St. Johns	1
East Hampton, Palm Beach	1
Cypress, Leon	1
Davenport, Orange	1
Deland, St. Lucie	1
Deltona, Orange	1
Fort Myers-, Lee	1
Fort Pierce, Unknown	1
Gainesville, Duval	1
Granada Hills, Broward	1
Guilford, Dade	1
Hailandale, Unknown	1
Fort Myers, Manatee	1
Foley, Escambia	1
Columbus, Dade	1
Conway, Leon	1
Coventry, Broward	1
Clermont, Volusia	1
Clewiston, Glades	1
Bridgeport, Dade	1
Bronx, Palm Beach	1
Cartersville, Unknown	1
Altoona, Marion	1
Anaheim, Unknown	1
Argyle, Walton	1
Athens, Duval	1
Bogota, Orange	1
Bradenton, Dade	1
Bradenton, Osceola	1

COVID-19: characteristics of 2,026,083 Florida resident cases

Data through Mar 31, 2021 verified as of Apr 1, 2021 at 09:25 AM

Data in this report are provisional and subject to change.

The table below includes the cities and counties of residence for cases in Florida residents based on the patient's ZIP Code. Note that city is not always received as part of the initial notification and may be missing while the case is being investigated.

City and county	Cases
Altamonte, Orange	1
Alva, Collier	1
333, Unknown	1
Allentown, Putnam	1
Apple Creek, Citrus	1
Amelia Village, Nassau	1
Barefoot Beach, Lee	1
Battle Creek, Manatee	1
Avon, Manatee	1
Aventura, Osceola	1
Bryn Mawr, Palm Beach	1
Burkeville, Brevard	1
Camden Wyoming, Duval	1
Celebration, Palm Beach	1
Chattanooga, Dade	1
Bear Grass, Palm Beach	1
Azalea Park, Osceola	1
Boca Raton,, Palm Beach	1
Boston, Dade	1
Brewster, Volusia	1
Colorado Springs, Unknown	1
Conifer, Lee	1
Daniel Island, Bay	1
Clarksboro, Lee	1
Chipley, Holmes	1
El Paso, Unknown	1
Elbow Lake, Palm Beach	1
Eatonville, Seminole	1
Dunellen, Dade	1
Destin, Unknown	1
Diamond, Highlands	1
Doral, Broward	1
FI State Lot, Leon	1
Fairless Hills, Broward	1
Everett, Dade	1
Fort Denaud, Glades	1
Fort Meyers, Lee	1
Fortlauderdale, Unknown	1
Fortwalton Beach, Okaloosa	1
Ft Pierce, Unknown	1
Garland, Orange	1
Hallandate Ben, Unknown	1
Havana, Leon	1
Hickory, Lee	1
Homeless, Dade	1
Homer, Escambia	1
Hilliard, Unknown	1
Jeffersonville, Broward	1
Knoxville, Escambia	1
Lake Mary, Lake	1
Longwood, Orange	1
Lehigh Cares, Lee	1
Live Oak, Columbia	1
Loganville, Orange	1
Lansdale, Lake	1
Lapeer, Manatee	1
Lauderdale Hill, Unknown	1
Missing, Wakulla	1
Monterey, Broward	1

COVID-19: characteristics of 2,026,083 Florida resident cases

Data through Mar 31, 2021 verified as of Apr 1, 2021 at 09:25 AM

Data in this report are provisional and subject to change.

The table below includes the cities and counties of residence for cases in Florida residents based on the patient's ZIP Code. Note that city is not always received as part of the initial notification and may be missing while the case is being investigated.

City and county	Cases
Mumford, Manatee	1
N/A, Duval	1
Naples, Alachua	1
Ocean City, Broward	1
North Miami, Broward	1
Middleburg, Duval	1
Midland, Osceola	1
Missing, Hamilton	1
Miami, Charlotte	1
Miamii, Dade	1
Miami Garden, Unknown	1
Republic, Monroe	1
Richmond, Palm Beach	1
Ridgewood, Broward	1
Riverview, Manatee	1
Rochester, Broward	1
Roseland, Palm Beach	1
Porter Ranch, Dade	1
Raiford, Bradford	1
Ponte Vedra Beach, Orange	1
Port Orange , Volusia	1
Port Saint Lucie, Indian River	1
Palm City, Unknown	1
Plant City, Unknown	1
Pompano Beach, Alachua	1
Old Town, Gilchrist	1
Oviedo, Leon	1
Opa Locka, Polk	1
Orem, Sarasota	1
Orem, Unknown	1
Wilbur By The Sea, Volusia	1
Willowbrook, Lee	1
Wilmington, Pasco	1
Westerville, Hillsborough	1
Wilton Manors, Dade	1
Winston Salem, Unknown	1
Winter Garden, Hillsborough	1
Woodland Hills, Brevard	1
Youngstown, Calhoun	1
Yulee, Duval	1
San Antonio, Dade	1
San Diego, Unknown	1
Sandyport, Dade	1
Sanford, Palm Beach	1
Russellville, Hillsborough	1
Saint Augustine, Okaloosa	1
Steinhatchee, Alachua	1
Tampa, Escambia	1
Tampa, Manatee	1
Tangerine, Lake	1
University Of Central Florida, Hillsborough	1
University Of Central Fl, Pasco	1
Village Of Palm Springs, Palm Beach	1
Virginia Beach, Alachua	1
Webster, Pasco	1
Wekiva Springs, Orange	1
Union City, Bradford	1
Sebastian, Lake	1
Sumter Ville, Unknown	1

COVID-19: characteristics of 2,026,083 Florida resident cases

Data through Mar 31, 2021 verified as of Apr 1, 2021 at 09:25 AM

Data in this report are provisional and subject to change.

The table below includes the cities and counties of residence for cases in Florida residents based on the patient's ZIP Code. Note that city is not always received as part of the initial notification and may be missing while the case is being investigated.

City and county	Cases
Tallahassee, Escambia	1
Springhill, Unknown	1
Tampa, Dade	1
Tampa, Lee	1
South Otselic, Dade	1
Southampton, Palm Beach	1
Stockbridge, Leon	1
Sullivans Island, Dade	1
Pound Ridge, Leon	1
Richmond Heights, Dade	1
Ridge Manor, Hernando	1
Riverview, Pinellas	1
Rochester, Lee	1
Rosemary Beach, Bay	1
Saint Cloud, Orange	1
Sevierville, Dade	1
Saint Petersburg, Dade	1
San Juan, Osceola	1
San Pedro Sula, Dade	1
Sandy, Duval	1
Opa Locka, Unknown	1
Orem, Nassau	1
Orlando, Highlands	1
Northville, Broward	1
Ocala, Indian River	1
Ocoee, Broward	1
Olando, Orange	1
Ocoee, Polk	1
Ponce, Orange	1
Port Charlotte Fl, Unknown	1
Plant City, Hendry	1
Plant City, Pinellas	1
Plantation, Unknown	1
Windermere, Polk	1
Winter Park, Lake	1
Wayne, Dade	1
Tinley Park, Lee	1
University Of Central Fl, Dade	1
Telluride, Lee	1
West Simsbury, Collier	1
Export, Palm Beach	1
Fdsf, Unknown	1
Felda, Palm Beach	1
Flagler Beach, Volusia	1
Flora, Lee	1
Downers Grove, St. Lucie	1
Delrey Beach, Palm Beach	1
Fort Myers, Lake	1
Fresno, Pasco	1
Fruitland Park, Sumter	1
Fwb, Unknown	1
Gainesville, Marion	1
Gastonia, Polk	1
Clearwater, Highlands	1
Clermont, Unknown	1
Columbia, Orange	1
Coral Gables, Unknown	1
Coral Springs, Unknown	1
Cornelius, Leon	1

COVID-19: characteristics of 2,026,083 Florida resident cases

Data through Mar 31, 2021 verified as of Apr 1, 2021 at 09:25 AM

Data in this report are provisional and subject to change.

The table below includes the cities and counties of residence for cases in Florida residents based on the patient's ZIP Code. Note that city is not always received as part of the initial notification and may be missing while the case is being investigated.

City and county	Cases
Crestview, Dade	1
Dade City, Polk	1
Dania, Unknown	1
Darien, Pasco	1
Arcadia, Charlotte	1
Aspen, Palm Beach	1
Atlanta, Broward	1
Aurburndale, Polk	1
Aventura, Unknown	1
Azalea Park, Sarasota	1
Bartow, Unknown	1
Biscayne Park, Broward	1
Boca Rotan, Unknown	1
Alpharetta, Alachua	1
Apalachicola, Leon	1
Brooksville, Columbia	1
Bryn Mawr, Collier	1
Canfield, Duval	1
Naugatuck, Lee	1
New Vernon, Sarasota	1
New York, Broward	1
Newport Beach, Palm Beach	1
North Adams, Manatee	1
North Little Rock, Palm Beach	1
Myakka, Duval	1
Maitland, Unknown	1
Matlacha Island, Lee	1
Melbourne, Orange	1
Miami Beach, Palm Beach	1
Miami Granders, Dade	1
Missing, Baker	1
Middleburg, Unknown	1
Milford, Palm Beach	1
Milford, Polk	1
Minneapolis, Broward	1
Johns Island, Wakulla	1
Killarney, Orange	1
Knoxville, Duval	1
Havanna, Gadsden	1
Jacksonville, Palm Beach	1
Hilliard, Dade	1
Hollywood, Leon	1
Holt, Unknown	1
Homestead, Monroe	1
Humble, Broward	1
Green, Clay	1
Greensburg, Orange	1
Greenville, Monroe	1
Gulf Shores, Escambia	1
Los Angeles, Polk	1
Lakeland, Pasco	1
Lakewood, Unknown	1
Lake City, Volusia	1
Sweetwater, Manatee	1
Syracuse, Polk	1
Tallahassee, Dade	1
Tamarac, Dade	1
Tampa, Unknown	1
Tavares, Orange	1

COVID-19: characteristics of 2,026,083 Florida resident cases

Data through Mar 31, 2021 verified as of Apr 1, 2021 at 09:25 AM

Data in this report are provisional and subject to change.

The table below includes the cities and counties of residence for cases in Florida residents based on the patient's ZIP Code. Note that city is not always received as part of the initial notification and may be missing while the case is being investigated.

City and county	Cases
Tequesta, Martin	1
Topsham, Manatee	1
Town Of Nocatee, St. Johns	1
Troy, Manatee	1
Unkn, Duval	1
Waipahu, Santa Rosa	1
Ward, Polk	1
Wellborn, Columbia	1
Sunbright, Palm Beach	1
Winter Garden, Duval	1
Woodbine, Nassau	1
West Aplm Beach, Palm Beach	1
West Yarmouth, St. Lucie	1
Venetian Islands, Dade	1
Yulee, St. Johns	1
Zephyrhills, Hillsborough	1
Prattville, Hillsborough	1
Prestonsburg, Bay	1
Quincy, Jackson	1
Rapid City, Broward	1
Russellville, Bay	1
Sagamore Beach, Charlotte	1
Saint Augustine, Broward	1
Saint Cloud, Palm Beach	1
Petersburg, Manatee	1
Piasa, Putnam	1
Rileyville, Flagler	1
Saint Joseph, Volusia	1
San Antonio, Orange	1
Sanford, Unknown	1
Seminole, Leon	1
Suitland, Volusia	1
Shalimar, Unknown	1
Shirley, Flagler	1
Oldsmar, Hillsborough	1
Olean, Alachua	1
North Palm Beach, Orange	1
Northport, Sarasota	1
Oakland, Lee	1
Missing, Levy	1
Myakka City, Sarasota	1
New Middletown, Hillsborough	1
New Port Richey, Pinellas	1
New Port Richey, Unknown	1
Newberry, Marion	1
Newtown, Lake	1
Other, Dade	1
Palm Beach Gardens, Unknown	1
Palmetto Bay, Palm Beach	1
Palmetto, Pasco	1
Parma, Manatee	1
Pass-A-Grille Beach, Pinellas	1
Matawan, Palm Beach	1
Mckinney, Broward	1
Miamc, Dade	1
Milford, Lee	1
Missing, Okeechobee	1
Monroe Township, Palm Beach	1
Monroe, Lee	1

COVID-19: characteristics of 2,026,083 Florida resident cases

Data through Mar 31, 2021 verified as of Apr 1, 2021 at 09:25 AM

Data in this report are provisional and subject to change.

The table below includes the cities and counties of residence for cases in Florida residents based on the patient's ZIP Code. Note that city is not always received as part of the initial notification and may be missing while the case is being investigated.

City and county	Cases
Moore Haven, Okeechobee	1
Morrisville, Unknown	1
Lake Butler, Alachua	1
Kingsland, Nassau	1
Knoxville, Bay	1
Ldhl, Broward	1
Las Vegas, Palm Beach	1
Longwood, Volusia	1
Lincoln, St. Lucie	1
Little Neck, Lee	1
Jupiter, St. Lucie	1
Kenilworth, Leon	1
Key West, Duval	1
Keys West, Unknown	1
Jacksonville, Orange	1
Jefferson, Dade	1
Jonesboro, Leon	1
Intrcsion Cty, Osceola	1
Inverness, Marion	1
Inwood, Broward	1
Irvine, Marion	1
Istachatta, Hernando	1
Homeless, Monroe	1
Homeless, Pinellas	1
Howell, Dade	1
Hudson, Hernando	1
Hoclywsod, Dade	1
Holiday, Pinellas	1
Hernando, Marion	1
Hialeah, Collier	1
Indian Rocks Beach, Duval	1
Indiantown, Palm Beach	1
Inglewood, Sarasota	1
Dallas, Hernando	1
Dearborn, Broward	1
Deer Park, Dade	1
Carmel, Orange	1
Cedar Springs, Hernando	1
Caracas, Dade	1
Coconut Ck, Unknown	1
Chicago, Unknown	1
Brooklyn, Dade	1
Brooklyn, Lee	1
Bonnie, Broward	1
Boston, Broward	1
Bel Air, Collier	1
Apopka, Clay	1
Asheville, Highlands	1
Astoria, Broward	1
Atmore, Escambia	1
Bartow, Hardee	1
O, Manatee	1
Acworth, Okaloosa	1
Alachua, Duval	1
Alpharetta, Broward	1
Downingtown, Broward	1
Downingtown, Hillsborough	1
Dpo, Santa Rosa	1
Dunedin, Unknown	1

COVID-19: characteristics of 2,026,083 Florida resident cases

Data through Mar 31, 2021 verified as of Apr 1, 2021 at 09:25 AM

Data in this report are provisional and subject to change.

The table below includes the cities and counties of residence for cases in Florida residents based on the patient's ZIP Code. Note that city is not always received as part of the initial notification and may be missing while the case is being investigated.

City and county	Cases
Deerfield, Dade	1
Deland, Seminole	1
Dayton, Lake	1
Daytona Beach, Pinellas	1
Erie, Monroe	1
East Palatka, Hillsborough	1
Eastpoint, Leon	1
Deltona, Seminole	1
Fort Lauderdale, Leon	1
Fort Myers, Sarasota	1
Fort Pierce, Palm Beach	1
Fort White, Clay	1
Garden City, Alachua	1
Gaylord, Orange	1
Gotcha, Orange	1
Greensburg, Palm Beach	1
Haines City, Osceola	1
Hallandale, Unknown	1
Helen, Bay	1
Crossings, Unknown	1
Davenport, Lake	1
Davie, Unknown	1
Dayton, Orange	1
Dearborn Heights, Hillsborough	1
Edgewood, Broward	1
Elkton, Putnam	1
Chesterfield, Broward	1
Carteret, Polk	1
Cincinnati, Dade	1
Connellsville, Highlands	1
Armstrong, St. Johns	1
Atl, Brevard	1
Alva, Escambia	1
Andalusia, Escambia	1
Arcadia, Highlands	1
Baker, Santa Rosa	1
Belleville, Palm Beach	1
Belmont, Santa Rosa	1
Blountstown, Broward	1
Bronson, Alachua	1
Brooker, Alachua	1
Bradenton, Clay	1
Brandon, Pinellas	1
Bonita, Lee	1
Bocaraten, Palm Beach	1
Middletown, Osceola	1
Missing, Gilchrist	1
Monroe, Hillsborough	1
Nantucket, Palm Beach	1
New Vernon, Palm Beach	1
Mayaguez, Dade	1
Macclenny, Duval	1
Mantua, Broward	1
Longwood, Broward	1
Lucedale, St. Lucie	1
Kure Beach, Monroe	1
Lakeland, Palm Beach	1
Hudson, Pinellas	1
Hoosick Falls, Broward	1

COVID-19: characteristics of 2,026,083 Florida resident cases

Data through Mar 31, 2021 verified as of Apr 1, 2021 at 09:25 AM

Data in this report are provisional and subject to change.

The table below includes the cities and counties of residence for cases in Florida residents based on the patient's ZIP Code. Note that city is not always received as part of the initial notification and may be missing while the case is being investigated.

City and county	Cases
Indian Rock Beach, Palm Beach	1
Interlachen, Duval	1
Kechi, Orange	1
Fort Myers, Broward	1
Florala, Okaloosa	1
Forestville, Volusia	1
Gibsonston, Unknown	1
Gainesville, Okaloosa	1
Gainesville, Unknown	1
Greenbrier, Bay	1
Groveland, Orange	1
Hialeahgardens, Dade	1
Hiram, Leon	1
Westlake Village, Unknown	1
White Plains, Broward	1
Whites Creek, Leon	1
Windermere, Volusia	1
Wtixrat, Dade	1
Watersound, Bay	1
Unk, Duval	1
Ventura, Orange	1
University Of Central Florida, Lee	1
Trenton, Dixie	1
Unknown, Unknown	1
Toms River, Lee	1
Tourist, Dade	1
Seffenner, Hillsborough	1
Seminole, Lee	1
Saint Petersburg, Charlotte	1
Puerto Rico, Unknown	1
Punta Gorda, Unknown	1
Randolph, Orange	1
Rivera Beach, Palm Beach	1
Saint Augustine, Flagler	1
Sunrtise, Dade	1
Tallahassee, Madison	1
Stratford, Broward	1
Pembroke Pines, Orange	1
Pensacola, Sumter	1
Paducah, Manatee	1
Palm Coast, Unknown	1
Perth Amboy, Hillsborough	1
Port Orange, Brevard	1
Powell, Lee	1
Newberry, Levy	1
North Laud, Unknown	1
Ocala, Citrus	1
Ocoee, Unknown	1
Odessa, Dade	1
Oldsrav, Manatee	1
Orlando, Jackson	1
Orlando, Lee	1
Dona Vista, Lake	1
East Setauket, Palm Beach	1
El Dorado, Palm Beach	1
Fleming Island, Duval	1
Fellsmere, Brevard	1
Crestview, Broward	1
Clearwater, Leon	1

COVID-19: characteristics of 2,026,083 Florida resident cases

Data through Mar 31, 2021 verified as of Apr 1, 2021 at 09:25 AM

Data in this report are provisional and subject to change.

The table below includes the cities and counties of residence for cases in Florida residents based on the patient's ZIP Code. Note that city is not always received as part of the initial notification and may be missing while the case is being investigated.

City and county	Cases
Charlotte, Alachua	1
Dalecity, Okaloosa	1
Daytona Beach, Orange	1
Deerfield Beach, Polk	1
Crystal River, Marion	1
Crystal River, Unknown	1
Canton, Duval	1
Cantonment, Santa Rosa	1
Cape Coral, Unknown	1
Brunswick, Polk	1
Bryceville, Duval	1
Bradenton, Lee	1
Boca Raton, Dade	1
Boca Raton, Madison	1
Bogota, Unknown	1
Bal Harbour, Broward	1
Atlanta, Walton	1
Attalla, Broward	1
Auburn, Palm Beach	1
Autaugaville, Broward	1
Apopka, Volusia	1
Alachua, Suwannee	1
Alafaya, Broward	1
Alafaya, Pinellas	1
Merrick, Palm Beach	1
Metter, Manatee	1
Lake Forest, Collier	1
Miami, Osceola	1
Miamiardens, Unknown	1
Miamksaohes, Dade	1
Jacksonville, Baker	1
Jacksonville, Marion	1
Irmo, Unknown	1
Key West, Palm Beach	1
Kilgore, Dade	1
Jupiter Inlet, Palm Beach	1
Jzx, Unknown	1
Land O Lakes, Unknown	1
Lawton, Okaloosa	1
Levittown, Palm Beach	1
Lima, Manatee	1
Lima, Volusia	1
Macclenny, Dixie	1
Madison, Jefferson	1
Maitland, Collier	1
Florida City, Unknown	1
Fort Lauderdale, Collier	1
Fort Myers, Alachua	1
Gainesville, Levy	1
Glen Cove, Unknown	1
Glen Saint Mary, Duval	1
Golden Oak, Hillsborough	1
Golf, Palm Beach	1
Greensboro, Leon	1
Immokalee, Walton	1
Ocala, Duval	1
Okeechobi, Unknown	1
North Brunswick, St. Lucie	1
North Grafton, Dade	1

COVID-19: characteristics of 2,026,083 Florida resident cases

Data through Mar 31, 2021 verified as of Apr 1, 2021 at 09:25 AM

Data in this report are provisional and subject to change.

The table below includes the cities and counties of residence for cases in Florida residents based on the patient's ZIP Code. Note that city is not always received as part of the initial notification and may be missing while the case is being investigated.

City and county	Cases
North Lauderdale, Unknown	1
North Porte, Unknown	1
Notrealville, Polk	1
Monument, Broward	1
Mokena, Lee	1
Miami Dade, Unknown	1
Nashville, Palm Beach	1
Myrtle Beach, Broward	1
Morrisville, Palm Beach	1
Pooler, Broward	1
Port St. Lucie, Unknown	1
Punta Gorda, Sarasota	1
Putnam, Putnam	1
Ridgewood, Lee	1
Roayl Palm Beach, Palm Beach	1
Roseville, Broward	1
Rye, Palm Beach	1
Saint Petersburg, Bay	1
Orlando, Walton	1
Oviedo, Lake	1
Orlando, St. Johns	1
Orem, Dade	1
Orlando, Citrus	1
Orlando, Collier	1
Orlando, Hernando	1
Plantation, Leon	1
Pensacola, Dade	1
Panomo City, Bay	1
Parrish, Sarasota	1
Syracuse, Unknown	1
Twentynine Palms, Broward	1
Vernon, Walton	1
Venezuela, Unknown	1
Waukesha, Volusia	1
Surprise, Unknown	1
St Cloud, Orange	1
St Helena Is, Dade	1
South Miami, Broward	1
San Marcos, Unknown	1
West Miami, Unknown	1
Whippany, Volusia	1
Xifamk, Dade	1
Wilmington, Charlotte	1
Windermere, Alachua	1
Winfield, Hillsborough	1
Winter Garden, Unknown	1
Winter Park, Brevard	1
Winter Park, Unknown	1
Litchfield Park, Monroe	1
Littleton, St. Johns	1
Lake Worth, Unknown	1
Lake In The Hills, Broward	1
Gwynn Oak, Polk	1
Jupiter, Pinellas	1
Kansas City, Palm Beach	1
Kathleen, Pasco	1
Indianapolis, Lee	1
Newaygo, Charlotte	1
North Port, Charlotte	1

COVID-19: characteristics of 2,026,083 Florida resident cases

Data through Mar 31, 2021 verified as of Apr 1, 2021 at 09:25 AM

Data in this report are provisional and subject to change.

The table below includes the cities and counties of residence for cases in Florida residents based on the patient's ZIP Code. Note that city is not always received as part of the initial notification and may be missing while the case is being investigated.

City and county	Cases
New Canaan, Dade	1
Na, Dade	1
Melbourne, Volusia	1
Missing, Franklin	1
Mattoon, Lee	1
Milford, Bay	1
Milford, Unknown	1
Los Angeles, Orange	1
Maitland, Palm Beach	1
Marianna, Leon	1
Marianna, Washington	1
Mary Esther, Hillsborough	1
Denton, Broward	1
Destin, Bay	1
Clearwater, Hillsborough	1
Coal City, Pasco	1
Crescent City, Marion	1
Crestview, Unknown	1
Commerce Township, Manatee	1
Coral Gables , Dade	1
Crawfordville, Alachua	1
Fort Lauderdale, Lee	1
Eureka, Flagler	1
Evansville, Citrus	1
Fort Worth, Broward	1
Franklin, Orange	1
Frostproof, Highlands	1
Gainesville, Palm Beach	1
Gainesville, Santa Rosa	1
Brewster, Palm Beach	1
Brownsville, Escambia	1
Bonnie, St. Johns	1
Belleair Bluffs, Unknown	1
Celebration, Orange	1
Chicago, Broward	1
Choctaw Beach, Unknown	1
Austin, Dade	1
Apo, Collier	1
Big Torch Key, Monroe	1
Black, Holmes	1
Boca Raton, Lee	1
Bonifay, Unknown	1
8852 Teacher Ln, Pasco	1
Addison, Pasco	1
Apopka, Citrus	1
Apopka, Hillsborough	1
Arabi, Orange	1
Unknown, Duval	1
Upland, Manatee	1
Valrico, Polk	1
Tampa, Duval	1
Tavares, Unknown	1
Temple, Palm Beach	1
Surfside Beach, Orange	1
Sun City Center, Lee	1
Saint Charles, Orange	1
Saint Petersburg, Duval	1
Saint Petersburg, Manatee	1
Scottsdale, Brevard	1

COVID-19: characteristics of 2,026,083 Florida resident cases

Data through Mar 31, 2021 verified as of Apr 1, 2021 at 09:25 AM

Data in this report are provisional and subject to change.

The table below includes the cities and counties of residence for cases in Florida residents based on the patient's ZIP Code. Note that city is not always received as part of the initial notification and may be missing while the case is being investigated.

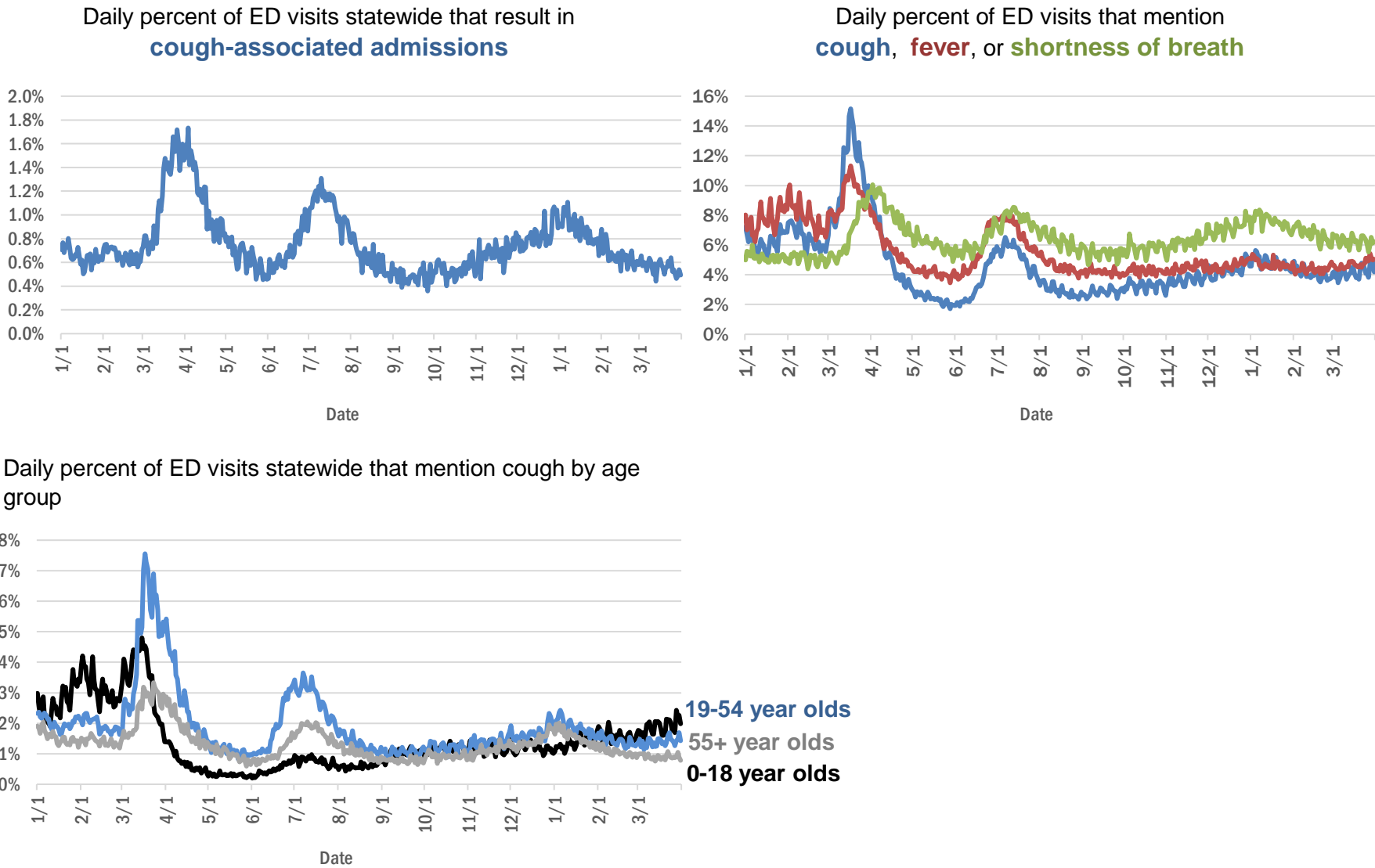
City and county	Cases
Scottsdale, Palm Beach	1
St Petersburg, Orange	1
Stiamk, Dade	1
Summerdale, Escambia	1
Port Saint Lucie, Marion	1
Port St Luice, Unknown	1
Roswell, Bay	1
Ruskin, Dade	1
Ruskin, Manatee	1
Plymouth, Pasco	1
Pensacola Naval Hospital, Escambia	1
Pass-A-Grille, Pinellas	1
Okeechobee, Unknown	1
Oviedo, Orange	1
Pace, Escambia	1
Painted Post, Pasco	1
Palatka, Marion	1
Winnetka, Dade	1
Winter Garden, Osceola	1
Winter Haven, Osceola	1
Winter Park, Duval	1
Winter Park, Palm Beach	1
Winter Springs, Polk	1
Youngstown, Washington	1
W Yarmouth, Charlotte	1
Wabasha, Clay	1
West Hollywood, Broward	1
Wakefield, Broward	1
Waverly, Duval	1
Weston, Unknown	1
Wildwood, Lee	1
Willington, Lee	1
Total	2,026,083

COVID-19: additional surveillance information

Data through Mar 31, 2021 verified as of Apr 1, 2021 at 09:25 AM

Data in this report are provisional and subject to change.

Statewide emergency department (ED) chief complaint and admission data



The Electronic Surveillance System for the Early Notification of Community-Based Epidemics (ESSENCE-FL) includes chief complaint data from 211 of 211 Florida EDs. Data are transmitted electronically to ESSENCE-FL daily or hourly.

COVID-19: testing by laboratory

Data through Mar 31, 2021 verified as of Apr 1, 2021 at 09:25 AM

Data in this report are provisional and subject to change.

The numbers in the table below represent the number of Florida and non-Florida residents for whom test results were received by the Department of Health. A person can be tested by more than one laboratory and can have both positive and negative results. **Therefore, the sum of the numbers in each column will be larger than the total number of people tested.**

Reporting lab	Inconclusive	Negative	Positive	Percent positive	Total
CURATIVE LABS	15,183	1,637,963	251,229	13%	1,904,375
LABORATORY CORPORATION OF AMERICA	2,576	1,638,167	222,710	12%	1,863,453
QUEST DIAGNOSTICS	11,947	1,383,620	203,197	13%	1,598,764
BIO REFERENCE LABORATORIES, INC	7,568	947,585	182,202	16%	1,137,355
HELIX	9,241	673,935	117,545	15%	800,721
REALTOX LABS LLC	6,617	605,484	99,472	14%	711,573
NOMI_HEALTH	3,080	484,943	66,732	12%	554,755
RCA LABORATORY SERVICES, LLC/GENETWORX		434,257	47,567	10%	481,824
GENETWORX	661	390,597	32,980	8%	424,238
CDR MAGUIRE - HEALTH CARE CENTER		338,623	51,558	13%	390,181
PALM BEACH BALLPARK		273,336	28,542	9%	301,878
PWNHEALTH	1,758	242,762	32,439	12%	276,959
IMPACT HEALTH BIOMETRIC TESTING, INC	1,043	225,160	26,856	11%	253,059
EAST FLORIDA STATE COLLEGE - BREVARD ☐		212,886	26,986	11%	239,872
BPHL-JACKSONVILLE	18	192,040	33,065	15%	225,123
ADVENTHEALTH LAB	99	171,603	21,975	11%	193,677
NOMI HEALTH LAB SERVICES		172,675	19,943	10%	192,618
FULGENT DIAGNOSTICS LABORATORY	3,620	164,324	18,573	10%	186,517
MAKO GENOMICS	7,936	142,381	26,082	15%	176,399
BPHL-MIAMI	225	150,774	25,230	14%	176,229
CB SMITH PARK		150,114	18,792	11%	168,906
MAYO CLINIC LABORATORIES	337	140,785	17,583	11%	158,705
ELABNETWORK	1,059	138,710	11,875	8%	151,644
BAYCARE LABORATORIES LLC	614	137,986	11,833	8%	150,433
MEMORIAL REGIONAL HOSPITAL SOUTH	28	118,823	24,077	17%	142,928
ORLANDO HEALTH SYSTEM	684	122,762	12,500	9%	135,946
ASCENSION SACRED HEART HOSPITAL - PENSACOLA	2	117,112	17,989	13%	135,103
AEGIS SCIENCES CORPORATION	1,100	110,457	18,104	14%	129,661
NORTHWEST LABORATORY	247	121,092	6,476	5%	127,815
BIOCOLLECTIONS WORLDWIDE, INC	739	112,684	13,621	11%	127,044
ADVENT HEALTH LAB	112	101,258	13,955	12%	115,325
AKESOGEN		95,849	18,508	16%	114,357
MEDICAL DIAGNOSTIC LABORATORIES	976	98,598	14,220	12%	113,794
TESTING MATTERS INC	859	95,359	17,017	15%	113,235
BPHL-TAMPA (SPECTRUM BLVD)	45	91,864	16,912	16%	108,821
UF HEALTH MEDICAL LAB	33	99,145	9,372	9%	108,550
TAMPA GENERAL HOSPITAL	4	95,314	9,091	9%	104,409
DIATHERIX LABORATORIES (VRL EUROFINs)	1	86,013	12,729	13%	98,743
KORVALABS, INC	1,285	91,633	4,710	5%	97,628
BAPTIST HEALTH SOUTH FLORIDA	370	81,361	12,309	13%	94,040
SUNPATH MEDICAL DIAGNOSTICS LABORATORY	830	78,763	12,139	13%	91,732
ASCENSION ST VINCENT'S - RIVERSIDE	1	73,376	10,223	12%	83,600
SOUTH MIAMI HOSPITAL LAB	448	67,683	9,608	12%	77,739
LAKELAND REGIONAL MEDICAL CENTER	129	68,448	8,892	11%	77,469
JACKSON MEMORIAL HOSPITAL CLINICAL LAB	79	65,437	11,705	15%	77,221
UF HEALTH SHANDS HOSPITAL	501	63,261	4,580	7%	68,342
INGENIOUS PERSONALIZED MEDICINE	217	56,032	11,367	17%	67,616

COVID-19: testing by laboratory

Data through Mar 31, 2021 verified as of Apr 1, 2021 at 09:25 AM

Data in this report are provisional and subject to change.

The numbers in the table below represent the number of Florida and non-Florida residents for whom test results were received by the Department of Health. A person can be tested by more than one laboratory and can have both positive and negative results. **Therefore, the sum of the numbers in each column will be larger than the total number of people tested.**

Reporting lab	Inconclusive	Negative	Positive	Percent positive	Total
AMERICAN HEALTH ASSOCIATES	9	61,618	5,226	8%	66,853
AIT LABORATORIES		53,779	6,578	11%	60,357
APPLIED INGENUITY DIAGNOSTICS LLC		56,461	2,620	4%	59,081
BAPTIST HEALTH - JACKSONVILLE	4	51,113	4,028	7%	55,145
MINUTECLINIC LLC		46,639	7,954	15%	54,593
GENESIS REFERENCE LABORATORIES		48,288	5,229	10%	53,517
ARUP LABORATORIES	16	50,093	2,925	6%	53,034
TALLAHASSEE MEMORIAL HOSPITAL	240	45,247	5,533	11%	51,020
ADVENTIST HEALTH SYSTEMS SUNBELT INC DBA		43,958	5,391	11%	49,349
SARASOTA MEMORIAL HOSPITAL MAIN LAB	12	45,313	3,868	8%	49,193
BROWARD GENERAL MEDICAL CENTER-CLINICAL LAB	2	42,885	4,672	10%	47,559
NICKLAUS CHILDREN'S HOSPITAL	71	40,989	5,358	12%	46,418
VIRACOR EUROFINs		35,830	9,843	22%	45,673
FLORIDA HOSPITAL - TAMPA	37	42,042	3,404	7%	45,483
MILLENNIUM PHYSICIAN GROUP	17	35,840	6,963	16%	42,820
DWIC OF TAMPA BAY INC		37,661	4,829	11%	42,490
UNIVERSITY OF MIAMI HOSPITAL	142	37,299	3,779	9%	41,220
LEE HEALTH - CAPE CORAL HOSPITAL	3	35,349	5,723	14%	41,075
MEDFAST URGENT CARE CENTERS, LLC	20	35,011	5,253	13%	40,284
UF HEALTH JACKSONVILLE	54	35,456	4,081	10%	39,591
ECCO LAB GROUP CO	532	33,110	4,680	12%	38,322
ORANGE COUNTY CONVENTION CENTER		33,330	3,710	10%	37,040
MIAMI DADE COUNTY☐		32,091	3,527	10%	35,618
WALGREENS	36	29,790	5,507	16%	35,333
INTEGRATED REGIONAL LABORATORIES LLP	10	30,357	4,326	12%	34,693
MOUNT SINAI MEDICAL CENTER	11	30,847	3,292	10%	34,150
NORTH FLORIDA REGIONAL MEDICAL CENTER		30,613	3,523	10%	34,136
BRANDON REGIONAL HOSPITAL		29,209	3,777	11%	32,986
ST JOSEPHS HOSPITAL LABORATORY	23	29,259	3,691	11%	32,973
JUPITER MEDICAL CENTER LAB	84	29,015	2,819	9%	31,918
STS LAB 2 LLC	6	30,079	1,595	5%	31,680
GENESIS MEDICAL LABORATORY	426	25,983	4,671	15%	31,080
NIGHT LITE PEDIATRIC CENTER LLC		27,727	2,959	10%	30,686
AMELIA EARHART		26,188	4,083	13%	30,271
JFK MEDICAL CENTER LAB	1	26,450	3,387	11%	29,838
PALMETTO GENERAL HOSPITAL LAB	3	24,468	4,816	16%	29,287
HOLY CROSS HOSPITAL CLINICAL LAB	1	26,199	2,476	9%	28,676
WATSON CLINIC LLP		23,294	5,367	19%	28,661
AVENTUS BIO LABS	16	23,424	3,320	12%	26,760
MALABAR MEDICAL WALK IN CLINIC	1	22,255	4,387	16%	26,643
HEALTHLINK DIAGNOSTIC LABORATORIES	296	23,667	2,404	9%	26,367
INFINITY BIOLOGIX LLC (GINKO BIOWORKS)	105	24,679	1,146	4%	25,930
ACCESS DX LABORATORY	225	22,784	2,105	8%	25,114
MORTON PLANT HOSPITAL-ADLER INSTITUTE	26	21,505	2,600	11%	24,131

COVID-19: testing by laboratory

Data through Mar 31, 2021 verified as of Apr 1, 2021 at 09:25 AM

Data in this report are provisional and subject to change.

The numbers in the table below represent the number of Florida and non-Florida residents for whom test results were received by the Department of Health. A person can be tested by more than one laboratory and can have both positive and negative results. **Therefore, the sum of the numbers in each column will be larger than the total number of people tested.**

Reporting lab	Inconclusive	Negative	Positive	Percent positive	Total
CLEVELAND CLINIC HOSPITAL LAB	4	20,960	2,421	10%	23,385
PANCARE OF FLORIDA INC		20,802	2,513	11%	23,315
LAB DIAGNOSTICS LLC	394	17,426	5,344	23%	23,164
CLEVELAND CLINIC TRADITION HOSPITAL		21,515	1,635	7%	23,150
DRS CLACK SPENCER WHITE & MCCORMACK PA D/B/A		20,809	2,063	9%	22,872
SAINT MARY'S MEDICAL CENTER	25	20,346	2,295	10%	22,666
STATLAB_MOBILE	1	20,396	2,060	9%	22,457
UNITED CLINICAL LABORATORY LLC	3	19,685	2,577	12%	22,265
NAPLES COMMUNITY HOSPITAL	72	19,748	2,043	9%	21,863
PATIENTS FIRST LAKE ELLA MEDICAL CENTER PA		17,910	3,281	15%	21,191
BAYFRONT HEALTH - ST PETERSBURG	17	18,497	2,522	12%	21,036
ADVENT HEALTH - DAYTONA BEACH	32	18,890	1,716	8%	20,638
EXACT SCIENCES LABORATORIES		18,177	2,307	11%	20,484
MIAMI BEACH CONVENTION CENTER		18,380	1,276	6%	19,656
OSCEOLA REGIONAL MEDICAL CENTER	1	17,196	2,385	12%	19,582
LEESBURG REGIONAL MEDICAL CENTER		16,931	2,320	12%	19,251
HOMESTEAD HOSPITAL CLINICAL LABORATORY	27	15,663	3,322	17%	19,012
CLARITY LAB SOLUTIONS	97	16,649	1,975	11%	18,721
MEMORIAL HOSPITAL JACKSONVILLE	8	15,652	2,780	15%	18,440
NORTHWEST MEDICAL CENTER	1	15,996	2,215	12%	18,212
ORANGE PARK MEDICAL CENTER	9	14,885	2,709	15%	17,603
HEALTH CENTER AT SINAI RESIDENCES		16,930	506	3%	17,436
INDIAN RIVER PATHOLOGY LLC		16,136	1,283	7%	17,419
BETHESDA HOSPITAL EAST		15,623	1,555	9%	17,178
BIOCERNA LABS	461	14,582	2,112	12%	17,155
OAK HILL HOSPITAL		15,185	1,869	11%	17,054
DELRAY MEDICAL CENTER LAB	3	15,280	1,709	10%	16,992
VISTA CLINICAL DIAGNOSTICS	489	14,640	1,847	11%	16,976
ACCESS MEDICAL LABORATORIES	4	8,627	8,147	49%	16,778
LAWNWOOD REGIONAL MEDICAL CENTER	1	14,404	2,275	14%	16,680
MEMORIAL REGIONAL HOSPITAL CLINICAL LABORATORY	10	15,438	1,031	6%	16,479
WEST KENDALL BAPTIST HOSPITAL	14	13,316	3,044	19%	16,374
WELLINGTON REGIONAL MED CTR LAB	6	14,468	1,798	11%	16,272
FULGENT DIAGNOSTICS	171	14,920	990	6%	16,081
BAPTIST HEALTH - SOUTH		14,814	1,230	8%	16,044
THE HEALTHCARE DISTRICT OF PALM BEACH COUNTY	51	13,953	1,985	12%	15,989
ADVENTHEALTH CENTRA CARE LAKE BUENA VISTA		13,927	1,836	12%	15,763
LARGO MEDICAL CENTER		14,010	1,681	11%	15,691
WINTER HAVEN HOSPITAL CLINICAL LABORATORY	4	13,270	2,350	15%	15,624
BAPTIST HEALTHCARE - BAPTIST HOSPITAL	5	12,160	3,219	21%	15,384
MOLECULAR INFECTIOUS DISEASES	552	14,133	599	4%	15,284
UHEALTH CORAL GABLES/LENNAR MED CTR	44	14,148	1,001	7%	15,193
LEE HEALTH - LEE MEMORIAL HOSPITAL		11,534	3,645	24%	15,179
NEMOURS CHILDRENS HOSPITAL	1	14,207	860	6%	15,068
SYNERGY DIAGNOSTIC LABORATORY	98	13,133	1,742	12%	14,973

COVID-19: testing by laboratory

Data through Mar 31, 2021 verified as of Apr 1, 2021 at 09:25 AM

Data in this report are provisional and subject to change.

The numbers in the table below represent the number of Florida and non-Florida residents for whom test results were received by the Department of Health. A person can be tested by more than one laboratory and can have both positive and negative results. **Therefore, the sum of the numbers in each column will be larger than the total number of people tested.**

Reporting lab	Inconclusive	Negative	Positive	Percent positive	Total
MEDRITE MEDICAL CARE, PC	6,839	7,390	707	5%	14,936
PRIVA PATH LABS	78	13,875	952	6%	14,905
MEDICAL CENTER OF TRINITY CLINICAL LABORATORY	2	13,370	1,511	10%	14,883
WEST FLORIDA HOSPITAL LAB	1	11,769	3,055	21%	14,825
PALMS WEST HOSPITAL LAB	2	12,831	1,991	13%	14,824
NONA SCIENTIFIC	5	11,509	3,142	21%	14,656
CARDIOPATH	84	12,681	1,867	13%	14,632
INDIAN RIVER MEDICAL CENTER LAB		13,669	852	6%	14,521
LABS ASAP LLC		13,135	1,350	9%	14,485
WESTSIDE REGIONAL MED CTR	2	12,207	2,089	15%	14,298
GOOD SAMARITAN MEDICAL CENTER LAB	2	12,450	1,810	13%	14,262
MERCY HOSPITAL A CAMPUS OF PLANTATION GEN HOSP LAB	1	12,019	2,164	15%	14,184
REGIONAL MEDCIAL CENTER BAYONET POINT	2	12,779	1,082	8%	13,863
NATIONWIDE LABORATORY SERVICES INC	469	11,765	1,608	12%	13,842
THE VILLAGES REGIONAL HOSPITAL		12,364	1,381	10%	13,745
GULF COAST MEDICAL CENTER MICROLAB		10,719	2,859	21%	13,578
AVENTURA HOSPITAL LAB		10,644	2,454	19%	13,098
CORAL GABLES HOSPITAL CLINICAL LABORATORY		11,100	1,977	15%	13,077
ST ANTHONY'S HOSPITAL LAB	30	11,275	1,580	12%	12,885
CAPITAL REGIONAL MEDICAL CTR		10,444	2,403	19%	12,847
BAPTIST HEALTH SOUTH FLORIDA - WEST KENDALL URGENT CARE		10,707	2,080	16%	12,787
BLAKE MEDICAL CENTER		11,220	1,525	12%	12,745
HALIFAX MEDICAL CENTER LAB	38	10,824	1,852	15%	12,714
WEST BOCA MEDICAL CENTER LAB		11,763	941	7%	12,704
MANATEE MEMORIAL HOSPITAL		11,429	1,057	8%	12,486
PRECISION HEALTH RESOURCES LLC		11,665	776	6%	12,441
LEE HEALTH - HEALTH PARK MEDICAL CENTER		10,474	1,946	16%	12,420
PALM BEACH GARDENS MEDICAL CTR LAB		11,060	1,193	10%	12,253
GENOVA DIAGNOSTICS LABORATORY	66	11,076	1,086	9%	12,228
FLORIDA LABORATORY ANALYSIS		10,672	1,504	12%	12,176
ST JOSEPHS HOSPITAL	18	10,411	1,708	14%	12,137
LAKE CITY HM		11,147	988	8%	12,135
BINAXNOW	9	9,178	2,873	24%	12,060
PWN HEALTH	17	9,886	2,075	17%	11,978
PATHNOSTICS	41	9,521	2,411	20%	11,973
FLORIDA HOSPITAL WATERMAN LABORATORY	70	10,997	862	7%	11,929
LARKIN COMMUNITY HOSPITAL	10	10,202	1,520	13%	11,732
ST MARKS HOSPITAL LABORATORY B	78	10,627	1,002	9%	11,707
FLORIDA HOSPITAL HEARTLAND MED CTR CLINICAL LAB	33	10,166	1,461	13%	11,660
PLANTATION GENERAL HOSPITAL		9,814	1,761	15%	11,575
LAKE CITY MEDICAL CENTER		9,334	2,235	19%	11,569
COAST DIAGNOSTICS LLC	45	10,270	1,244	11%	11,559
PHYSICIANS REGIONAL MEDICAL CENTER - PINE RIDGE RD	1	10,179	1,177	10%	11,357
VIKOR SCIENTIFIC	49	9,364	1,826	16%	11,239
MEASE COUNTRYSIDE LAB	14	9,958	1,252	11%	11,224
FLORIDA MEDICAL CENTER - A CAMPUS OF NORTH SHORE	2	9,814	1,338	12%	11,154
EXPRESS GENE MOLECULAR DIAGNOSTICS LABORATORY		9,609	1,487	13%	11,096

COVID-19: testing by laboratory

Data through Mar 31, 2021 verified as of Apr 1, 2021 at 09:25 AM

Data in this report are provisional and subject to change.

The numbers in the table below represent the number of Florida and non-Florida residents for whom test results were received by the Department of Health. A person can be tested by more than one laboratory and can have both positive and negative results. **Therefore, the sum of the numbers in each column will be larger than the total number of people tested.**

Reporting lab	Inconclusive	Negative	Positive	Percent positive	Total
ADVENT HEALTH - WESLEY CHAPEL	14	9,968	1,027	9%	11,009
CernerELR_Advent		9,618	1,368	12%	10,986
AMERICAN FAMILY CARE	1	6,499	4,480	41%	10,980
CENTRAL FLORIDA REGIONAL HOSPITAL		9,786	1,144	10%	10,930
DOCTORS HOSPITAL	7	9,120	1,733	16%	10,860
ADVENTHEALTH CENTRA CARE WATERFORD LAKES		9,043	1,742	16%	10,785
NORTHSIDE HOSPITAL AND HEART INSTITUTE		9,676	1,066	10%	10,742
LEON MEDICAL CENTERS LLC		8,383	2,167	21%	10,550
CORAL SPRINGS MED CTR		9,500	1,017	10%	10,517
JOHNS HOPKINS ALL CHILDREN'S HOSPITAL		9,836	676	6%	10,512
SARKIS CLINICAL TRIALS	25	9,180	1,296	12%	10,501
NCF DIAGNOSTICS & DNA TECHNOLOGIES LAB	164	9,775	521	5%	10,460
LARKIN COMMUNITY HOSPITAL INC DBA CARDIOTROPIC		6,819	3,620	35%	10,439
FLORIDA HOSPITAL DELAND	10	9,157	1,260	12%	10,427
BAPTIST HEALTH SOUTH FLORIDA - COUNTRY WALK URGENT CARE		8,363	1,768	17%	10,131
HEALTHQUEST ESOTERICS		8,613	1,508	15%	10,121
LABSTAT LLC	14	9,621	459	5%	10,094
WEST PALM HOSPITAL LAB		9,196	767	8%	9,963
ADVENTHEALTH CENTRA CARE ST CLOUD	1	8,555	1,367	14%	9,923
AVECINA MEDICAL	4	6,204	3,663	37%	9,871
SRQ DRIVE THROUGH☐		8,944	905	9%	9,849
P4 CLINICAL, LLC	204	8,605	962	10%	9,771
AVECINA	20	9,006	704	7%	9,730
SYNERGY LABORATORIES	33	8,465	1,142	12%	9,640
PALM BEACH BALL PARK		8,607	1,026	11%	9,633
MEDARBOR DIAGNOSTICS	1	8,477	1,143	12%	9,621
OCALA REGIONAL MEDICAL CENTER		8,375	1,216	13%	9,591
BOSTON HEART DIAGNOSTICS CORP		8,371	1,203	13%	9,574
BROWARD HEALTH NORTH CLINICAL LABORATORY		8,449	1,061	11%	9,510
NORTH SHORE MEDICAL CENTER		7,816	1,570	17%	9,386
FLORIDA HOSPITAL FLAGLER	29	8,432	873	9%	9,334
H LEE MOFFITT CANCER CENTER LABORATORY	2	9,055	243	3%	9,300
LEE HEALTH - GULF COAST MEDICAL CENTER	2	7,450	1,751	19%	9,203
FLORIDA HOSPITAL ZEPHYRHILLS	10	8,171	1,020	11%	9,201
FLORIDA HOSPITAL OF CARROLLWOOD	23	7,860	1,279	14%	9,162
INFORM DIAGNOSTICS, INC		8,513	507	6%	9,020
CERNERELR_BAYCARE	43	8,320	616	7%	8,979
SANTA ROSA MEDICAL CENTER	2	7,442	1,479	17%	8,923
GENE BY GENE, GENOMICS RESEARCH CENTER LAB	44	8,277	576	6%	8,897
BAPTIST HEALTH - BEACHES		8,119	657	7%	8,776
CLEVELAND CLINIC MARTIN SOUTH HOSPITAL	1	7,680	928	11%	8,609
BAPTIST HEALTH SOUTH FLORIDA - MIAMI LAKES URGENT CARE		6,751	1,833	21%	8,584
ANNE BATES LEACH EYE HOSPITAL/ ABLEH MICROBIOLOGY LABORATORY	9	8,422	120	1%	8,551
SOUTH BAY HOSPITAL CLINICAL LAB	1	7,643	899	11%	8,543
ADVENTHEALTH CENTRA CARE CLERMONT		7,340	1,158	14%	8,498
BAYCARE COMMUNITY HEALTH		8,300	197	2%	8,497
ADVENTHEALTH CENTRA CARE UNIVERSITY	1	7,526	961	11%	8,488

COVID-19: testing by laboratory

Data through Mar 31, 2021 verified as of Apr 1, 2021 at 09:25 AM

Data in this report are provisional and subject to change.

The numbers in the table below represent the number of Florida and non-Florida residents for whom test results were received by the Department of Health. A person can be tested by more than one laboratory and can have both positive and negative results. **Therefore, the sum of the numbers in each column will be larger than the total number of people tested.**

Reporting lab	Inconclusive	Negative	Positive	Percent positive	Total
MEMORIAL HOSPITAL WEST LABORATORY SERVICES	14	7,701	763	9%	8,478
CLEVELAND CLINIC MARTIN NORTH HOSPITAL		7,438	922	11%	8,360
POINCIANA MEDICAL CENTER		6,562	1,763	21%	8,325
AVECINA MEDICAL OAKLEAF	3	6,977	1,330	16%	8,310
MEMORIAL HOSPITAL MICRO		7,750	548	7%	8,298
ADVENTHEALTH CENTRA CARE WINTER GARDEN	1	7,328	929	11%	8,258
ADVENTHEALTH CENTRA CARE WINTER PARK		7,399	844	10%	8,243
CERNERELR_BAPTISTMIAMI	31	7,313	862	11%	8,206
NCH DOWNTOWN NAPLES HOSPITAL	15	7,488	682	8%	8,185
INDIAN RIVER MEDICAL CENTER		7,183	984	12%	8,167
WEST MARION COMMUINITY HOSPITAL LAB		6,778	1,328	16%	8,106
ISPM LABS, LLC DBA CAPSTONE DIAGNOSTICS, LLC		7,701	394	5%	8,095
ST LUCIE MEDICAL CENTER		6,536	1,521	19%	8,057
FLORIDA HOSPITAL OCALA		7,051	967	12%	8,018
FAU		7,351	579	7%	7,930
ADVENTHEALTH CENTRA CARE LAKELAND	1	6,831	1,034	13%	7,866
LAKEWOOD RANCH MEDICAL CENTER		7,225	606	8%	7,831
KD MEDICAL CHOICE LLC	5	7,086	733	9%	7,824
FLORIDA HOSPITAL FISH MEMORIAL	19	6,605	1,158	15%	7,782
MORTON PLANT-MEASE	5	6,940	741	10%	7,686
ADVENTHEALTH CENTRA CARE LEE ROAD		6,826	790	10%	7,616
LEE DAVIS COMMUNITY RESOURCE CENTER		6,573	1,037	14%	7,610
ATLANTIS URGENT CARE	12	5,916	1,667	22%	7,595
ARCPOINT LABS OF FORT MYERS	4	6,667	917	12%	7,588
NCH NORTH NAPLES HOSPITAL LAB	15	6,733	830	11%	7,578
NCH NORTH NAPLES HOSPITAL	8	6,735	737	10%	7,480
BAPTIST HEALTH SOUTH FLORIDA - WESTCHESTER URGENT CARE		6,121	1,321	18%	7,442
ADVENTHEALTH CENTRA CARE DR PHILLIPS		6,682	707	10%	7,389
ADVENTHEALTH CENTRA CARE HUNTERS CREEK	3	6,402	969	13%	7,374
HIALEAH HOSPITAL	4	5,659	1,582	22%	7,245
BAYFRONT HEALTH - PORT CHARLOTTE		6,670	553	8%	7,223
ADVENTHEALTH CENTRA CARE SANFORD		6,346	856	12%	7,202
QDX PATHOLOGY SERVICES	2	6,694	403	6%	7,099
BAPTIST HEALTH SOUTH FLORIDA - DORAL URGENT CARE		5,710	1,383	19%	7,093
ADVENTHEALTH CENTRA CARE LAKE MARY	2	6,109	903	13%	7,014
OVIDO MEDICAL CENTER		6,276	711	10%	6,987
ADVENTHEALTH CENTRA CARE MOUNT DORA		5,894	1,078	15%	6,972
ADVENTHEALTH CENTRA CARE APOPKA	1	5,965	983	14%	6,949
HOLIDAY CVS LLC		6,546	368	5%	6,914
BAPTIST HEALTH - NASSAU		6,552	358	5%	6,910
AVERO DIAGNOSTICS - IRVING	11	6,419	472	7%	6,902
LUMINUS DIAGNOSTICS		6,278	556	8%	6,834
ADVENTHEALTH CENTRA CARE KISSIMMEE		6,147	678	10%	6,825
MEDEXPRESS URGENT CARE	2	4,686	2,126	31%	6,814
ADVENTIST HEALTH SYSTEMS, SUNBELT INC		5,930	884	13%	6,814
COMMUNITY HEALTH CENTERS OF PINELLAS INC		5,506	1,307	19%	6,813
MEDEXPRESS URGENT CARE OF BOYNTON BEACH LLC		6,259	529	8%	6,788

COVID-19: testing by laboratory

Data through Mar 31, 2021 verified as of Apr 1, 2021 at 09:25 AM

Data in this report are provisional and subject to change.

The numbers in the table below represent the number of Florida and non-Florida residents for whom test results were received by the Department of Health. A person can be tested by more than one laboratory and can have both positive and negative results. **Therefore, the sum of the numbers in each column will be larger than the total number of people tested.**

Reporting lab	Inconclusive	Negative	Positive	Percent positive	Total
IMPERIAL POINT MEDICAL CENTER		6,155	582	9%	6,737
UNKNOWN	4	3,485	3,203	48%	6,692
VISTA CLINICAL	8	3,882	2,716	41%	6,606
ST PETERSBURG GENERAL HOSPITAL		5,609	973	15%	6,582
LEE HEALTH CONVENIENT CARE - PAGE FIELD		5,830	738	11%	6,568
EGLIN AIR FORCE BASE	14	4,890	1,644	25%	6,548
EMPIRE CITY LABORATORIES INC	81	5,519	900	14%	6,500
PARAMOUNT URGENT CARE	2	3,447	3,039	47%	6,488
SUNCOAST PATHOLOGY ASSOCIATES		5,910	553	9%	6,463
ST JOSEPHS NORTH HOSPITAL LAB	7	5,516	927	14%	6,450
ADVENTHEALTH CENTRA CARE ALTAMONTE		5,630	802	12%	6,432
SOLARIS DIAGNOSTICS	10	5,821	581	9%	6,412
CLINICAL REFERENCE LABORATORY	2	6,054	321	5%	6,377
DYNIX DIAGNOSTIX		5,777	585	9%	6,362
EMERALD COAST URGENT CARE		4,891	1,467	23%	6,358
FORT WALTON BEACH MEDICAL CENTER		5,427	904	14%	6,331
ADVENTHEALTH EXPRESS CARE		5,222	1,104	17%	6,326
ACUTIS DIAGNOSTICS	158	5,064	1,074	17%	6,296
MEDEXPRESS URGENT CARE HUDSON		5,432	861	14%	6,293
FLORIDA HOSPITAL NORTH PINELLAS	11	5,583	492	8%	6,086
ADVENTHEALTH CENTRA CARE AZALEA PARK		5,199	859	14%	6,058
AHCC WESLEY CHAPEL		5,373	669	11%	6,042
BAPTIST HEALTH SOUTH FLORIDA - PEMBROKE PINES URGENT CARE		4,952	1,004	17%	5,956
NORTHWEST FLORIDA COMMUNITY HOSPITAL	46	4,466	1,437	24%	5,949
MICROGEN DX	4	5,219	709	12%	5,932
BAYFRONT HEALTH - VENICE REGIONAL MEDICAL	1	5,374	537	9%	5,912
ADVENTHEALTH CENTRA CARE OVIEDO		5,056	840	14%	5,896
ANGEL KIDS PEDIATRICS		5,494	317	5%	5,811
ADVENT HEALTH - HEART OF FLORIDA ER	1	4,994	776	13%	5,771
URGENT CARE OF THE PALM BEACHES		4,825	930	16%	5,755
PRO CLINIC		4,651	1,078	19%	5,729
MINUTECLINIC		4,911	814	14%	5,725
FLORIDA COMMUNITY HEALTH CENTER		4,569	1,153	20%	5,722
PUTNAM COMMUNITY MEDICAL CENTER		4,989	703	12%	5,692
SOUTH FLORIDA BAPTIST HOSPITAL MICRO	4	4,728	937	17%	5,669
MINUTECLINIC LLC		4,829	838	15%	5,667
DOCTORS URGENT CARE LLC	1	4,612	1,048	19%	5,661
MINUTECLINIC LLC #3703		4,599	1,003	18%	5,602
SUNRISE MEDICAL LABORATORIES	2	5,155	388	7%	5,545
COASTAL MED URGENT CARE		4,021	1,521	27%	5,542
ADVENTHEALTH CENTRA CARE LONGWOOD		4,867	675	12%	5,542
ADVENTHEALTH CENTRA CARE SOUTH ORANGE		4,702	768	14%	5,470
TROPICANA FIELD - LOT 2□	19	4,935	493	9%	5,447
ADVENTHEALTH CENTRA CARE ORANGE LAKE		4,793	626	12%	5,419
MEDICAL DNA LABS LLC	3	4,929	474	9%	5,406
MINUTECLINIC LLC #1067		4,658	719	13%	5,377
HEALTH FIRST ADVENTHEALTH CENTRA CARE - TITUSVILLE		4,555	813	15%	5,368

COVID-19: testing by laboratory

Data through Mar 31, 2021 verified as of Apr 1, 2021 at 09:25 AM

Data in this report are provisional and subject to change.

The numbers in the table below represent the number of Florida and non-Florida residents for whom test results were received by the Department of Health. A person can be tested by more than one laboratory and can have both positive and negative results. **Therefore, the sum of the numbers in each column will be larger than the total number of people tested.**

Reporting lab	Inconclusive	Negative	Positive	Percent positive	Total
DOCTORS URGENT CARE OF LUTZ LLC	1	4,314	1,039	19%	5,354
FLORIDA FAMILY LABORATORY, INC DBA	44	4,873	430	8%	5,347
LABORATORY OF FLORIDA LLC	41	4,858	426	8%	5,325
ADVENTHEALTH CENTRA CARE PORT ORANGE		4,470	846	16%	5,316
UNIVERSITY HOSPITAL AND MEDICAL CENTER		4,040	1,254	24%	5,294
BAPTIST HEALTH SOUTH FLORIDA - CORAL SPRINGS URGENT CARE		4,523	755	14%	5,278
ESCAMBIA COMMUNITY CLINICS INC	8	3,990	1,280	24%	5,278
MEDEXPRESS URGENT CARE - ROYAL PALM BEACH		4,698	560	11%	5,258
MARTIN HOSPITAL SOUTH LAB		4,966	290	6%	5,256
URGENT CARE CURE	2	4,498	727	14%	5,227
MINUTECLINIC LLC #8396		4,461	765	15%	5,226
MEDCOMP SCIENCES LLC	120	3,126	1,973	38%	5,219
BAPTIST HEALTH - NORTH		4,129	1,090	21%	5,219
ADVENTHEALTH CENTRA CARE SAND LAKE		4,663	553	11%	5,216
MEDEXPRESS URGENT CARE - ESTERO		4,669	531	10%	5,200
PALMS OF PASADENA HOSPITAL		4,624	549	11%	5,173
SPORTS DRUG TESTING LABORATORY	80	4,939	145	3%	5,164
ADVENTHEALTH CENTRA CARE LEESBURG		4,194	935	18%	5,129
MEDEXPRESS URGENT CARE - GOLDEN GATE		4,527	591	12%	5,118
TRINITY SPRINGS		4,372	729	14%	5,101
THE CENTER FOR URGENT CARE	3	4,242	824	16%	5,069
BAPTIST HEALTH SOUTH FLORIDA - KENDALE LAKES URGENT CARE		4,084	983	19%	5,067
WESTCHESTER HOSPITAL	23	4,106	926	18%	5,055
HOLMES REG MED CENTER CLINICAL LAB		4,446	592	12%	5,038
DOCTORS HOSPITAL OF SARASOTA CLINICAL LABORATORY		4,402	633	13%	5,035
BAPTIST HEALTH SOUTH FLORIDA - TAMiami TRAIL URGENT CARE		4,050	977	19%	5,027
HEALTH FIRST ADVENTHEALTH CENTRA CARE GATEWAY	1	4,511	503	10%	5,015
MEDEXPRESS URGENT CARE PALM BEACH GARDENS		4,560	439	9%	4,999
WELLINGTON REGIONAL MEDICAL CENTER		4,591	397	8%	4,988
TALLAHASSEE PRIMARY CARE ASSOCIATES		4,353	590	12%	4,943
PEDIATRIC HEALTH CARE ALLIANCE PA		4,525	413	8%	4,938
RAULERSON HOSPITAL		4,077	815	17%	4,892
ALTRU DIAGNOSTICS INC	2	4,700	169	3%	4,871
BAPTIST HEALTH SOUTH FLORIDA - CORAL GABLES (UNIVERSITY) URGENT CARE		4,120	665	14%	4,785
BAPTIST HEALTH SOUTH FLORIDA - PINECREST URGENT CARE		4,095	669	14%	4,764
BAPTIST HEALTH SOUTH FLORIDA - CORAL GABLES URGENT CARE		3,936	797	17%	4,733
PARAMOUNT URGENT CARE - WINDERMERE	2	3,092	1,619	34%	4,713
MEDEXPRESS URGENT CARE - LAKELAND		4,082	561	12%	4,643
NIGHT LITE PEDIATRICS	4	3,343	1,257	27%	4,604
BAYFRONT HEALTH - SEVEN RIVERS		4,199	395	9%	4,594
PREMIER MEDICAL	2	4,492	94	2%	4,588
BAPTIST HEALTH SOUTH FLORIDA - PALMETTO BAY URGENT CARE		3,844	728	16%	4,572
MEASE DUNEDIN HOSPITAL	5	4,090	475	10%	4,570
BETHESDA HOSPITAL WEST		4,082	469	10%	4,551
ASCENSION SACRED HEART - EMERALD COAST		3,770	745	17%	4,515
MOFFITT CANCER CENTER	6	4,401	97	2%	4,504
PHARMCO RX	2	4,194	274	6%	4,470

COVID-19: testing by laboratory

Data through Mar 31, 2021 verified as of Apr 1, 2021 at 09:25 AM

Data in this report are provisional and subject to change.

The numbers in the table below represent the number of Florida and non-Florida residents for whom test results were received by the Department of Health. A person can be tested by more than one laboratory and can have both positive and negative results. **Therefore, the sum of the numbers in each column will be larger than the total number of people tested.**

Reporting lab	Inconclusive	Negative	Positive	Percent positive	Total
MINUTECLINIC LLC # 0709		3,784	685	15%	4,469
MINUTE CLINIC LLC		3,862	570	13%	4,432
BAYFRONT HEALTH - BROOKSVILLE		3,913	491	11%	4,404
VENTURE MEDICAL OF FLORIDA LLC		4,068	331	8%	4,399
PREMIER URGENT CARE OF BREVARD LLC	4	3,781	535	12%	4,320
ADVENTHEALTH PROMPT CARE	2	3,143	1,172	27%	4,317
ADVENTHEALTH CENTRA CARE COLONIAL TOWN	2	3,839	453	11%	4,294
PALMS MEDICAL GROUP	5	2,966	1,305	31%	4,276
TWIN CITIES HOSPITAL	1	3,748	513	12%	4,262
MEMORIAL HOSPITAL- MIRAMAR	12	3,893	317	8%	4,222
US BIOTEK LABORATORIES	15	3,838	368	9%	4,221
BAYA PHARMACY & URGENT CARE		3,092	1,102	26%	4,194
BAYFRONT HEALTH - PUNTA GORDA		3,870	312	7%	4,182
GENESIS DIAGNOSTICS		3,936	244	6%	4,180
DESOTO MEMORIAL HOSPITAL	3	3,429	746	18%	4,178
AMELIA URGENT CARE		2,532	1,613	39%	4,145
DOCTORS TEST CENTERS		3,656	466	11%	4,122
ENGLEWOOD COMMUNITY HOSPITAL		3,759	363	9%	4,122
ACCU REFERENCE MEDICAL LAB	9	3,285	789	19%	4,083
NIGHT LITE PEDIATRICS URGENT CARE	1	3,417	649	16%	4,067
BAYFRONT HEALTH - SPRING HILL		3,725	337	8%	4,062
ADVENTHEALTH CENTRA CARE		3,578	443	11%	4,021
ADVENTIST HEALTH SYSTEMS SUNBELT IN DBA		3,541	452	11%	3,993
LAKESIDE MEDICAL CENTER		3,154	812	20%	3,966
QUICK CARE MED PL	2	3,292	668	17%	3,962
MEDEXPRESS URGENT CARE CAPE CORAL		3,378	552	14%	3,930
MC DIAGNOSTIC OF CONNECTICUT, PC #2220		3,302	526	14%	3,828
MINUTECLINIC LLC #3463		3,198	609	16%	3,807
MINUTECLINIC LLC #3631		3,214	569	15%	3,783
BAPTIST HEALTH SOUTH FLORIDA - DAVIE URGENT CARE		3,100	666	18%	3,766
SIPARADIGM LLC	54	3,433	256	7%	3,743
MINUTECLINIC LLC 5852		3,199	540	14%	3,739
MINUTECLINIC LLC #5253		3,046	611	17%	3,657
MINUTECLINIC LLC #5249		2,948	692	19%	3,640
BAPTIST HEALTH SOUTH FLORIDA - WESTON URGENT CARE		3,172	463	13%	3,635
CLARITY LAB SOLUTIONS LLC		3,608	4	0%	3,612
MEDEXPRESS URGENT CARE LEHIGH ACRES		3,109	482	13%	3,591
HIGHLANDS REGIONAL MEDICAL CENTER		2,787	769	22%	3,556
PARAMOUNT URGENT CARE INC		1,506	2,042	58%	3,548
PROHEALTH	3	1,964	1,576	44%	3,543
HEALTH FIRST ADVENTHEALTH CENTRA CARE COCOA		3,171	343	10%	3,514
BARTOW REGIONAL MEDICAL CENTER	1	2,962	547	16%	3,510
MINUTECLINIC LLC #5190		2,878	620	18%	3,498
VERILY LIFE SCIENCES	1	3,395	46	1%	3,442
PRECISION HEALTH SOLUTIONS		3,262	173	5%	3,435
MIDWAY SPECIALTY CARE CENTER DIAGNOSTICS	38	3,146	238	7%	3,422
MINUTECLINIC LLC #5854		2,850	549	16%	3,399

COVID-19: testing by laboratory

Data through Mar 31, 2021 verified as of Apr 1, 2021 at 09:25 AM

Data in this report are provisional and subject to change.

The numbers in the table below represent the number of Florida and non-Florida residents for whom test results were received by the Department of Health. A person can be tested by more than one laboratory and can have both positive and negative results. **Therefore, the sum of the numbers in each column will be larger than the total number of people tested.**

Reporting lab	Inconclusive	Negative	Positive	Percent positive	Total
BRASHEAR'S VITAL CARE CORP		2,686	707	21%	3,393
CARENOW URGENT CARE		2,096	1,294	38%	3,390
IMMOKALEE CHD		3,155	234	7%	3,389
BAPTIST HEALTH SOUTH FLORIDA - BRICKELL URGENT CARE		2,806	582	17%	3,388
ADVENTHEALTH CENTRA CARE WINTER HAVEN	1	2,513	868	26%	3,382
BAPTIST HEALTH URGENT CARE AT SAWGRASS		2,809	568	17%	3,377
ADVENT HEALTH - NEW SMYRNA		2,730	610	18%	3,340
HEALTH FIRST ADVENTHEALTH CENTRA CARE MALABAR		3,005	322	10%	3,327
ADVENTHEALTH CENTRA CARE KIDS LAKE MARY		3,070	247	7%	3,317
MEDEXPRESS URGENT CARE - DELAND		2,938	352	11%	3,290
ADVENT HEALTH CENTRA CARE -WINTER PARK KIDS URGENT CARE	4	2,967	272	8%	3,243
LOWER KEYS MEDICAL CENTER		2,938	292	9%	3,230
BAYFRONTVENICEREGIONAL		3,126	100	3%	3,226
MINUTECLINIC LLC #3662		2,721	482	15%	3,203
MINUTECLINIC LLC #4415		2,714	484	15%	3,198
WALGREEN CO	2	2,833	356	11%	3,191
SELECT LABORATORIES - MARION COUNTY, FL LLC	5	2,867	307	10%	3,179
HOLIDAY CVS LLC DBA CVS PHARMACY #5154		3,085	90	3%	3,175
MEDONE PLLC		2,413	750	24%	3,163
PRIMEHEALTH URGENT CARE INC		2,685	458	15%	3,143
MEDEXPRESS URGENT CARE - VERO BEACH		2,730	411	13%	3,141
MINUTECLINIC LLC #7886		2,708	403	13%	3,111
PARAMOUNT URGENT CARE - ORLANDO		2,121	971	31%	3,092
MINUTECLINIC LLC #5214		2,647	438	14%	3,085
MINUTECLINIC LLC #7887		2,684	393	13%	3,077
MINUTECLINIC LLC #1771		2,599	470	15%	3,069
BMCT Molecular Diagnostics Subsection		2,554	510	17%	3,064
MINUTECLINIC LLC # 3930		2,650	408	13%	3,058
MEDIPATH LLC		2,652	402	13%	3,054
MEMORIAL HOSPITAL PEMBROKE	3	2,701	348	11%	3,052
MINUTECLINIC, LLC #4015		2,408	635	21%	3,043
BAPTIST HEALTH EMERGENCY CENTER COUNTRY WALK	1	2,567	464	15%	3,032
MINUTECLINIC LLC #4458		2,512	509	17%	3,021
MARINERS HOSPITAL	1	2,727	288	10%	3,016
MINUTECLINIC LLC # 0514		2,643	365	12%	3,008
BAPTIST HEALTH - CLAY		2,606	400	13%	3,006
MINUTECLINIC LLC #3814		2,536	452	15%	2,988
EXACT SCIENCES LABORATORIES, LLC		2,720	263	9%	2,983
MINUTECLINIC LLC #7225		2,548	431	14%	2,979
GENOSUR LLC	6	2,932	32	1%	2,970
VETERANS AFFAIRS MEDICAL CENTER - ORLANDO	1	1,343	1,617	55%	2,961
ACCESS POINT HEALTHCARE URGENT & PRIMARY CARE	2	2,273	682	23%	2,957
SCION LAB SERVICES LLC	26	2,717	209	7%	2,952
GESSLER CLINIC	2	2,021	923	31%	2,946
MINUTECLINIC LLC # 3686		2,517	406	14%	2,923
PHYSICIANS REGIONAL MEDICAL CENTER - COLLIER BLVD	1	2,133	782	27%	2,916
MARION E FETHER MEDICAL CENTER, THE		2,661	244	8%	2,905

COVID-19: testing by laboratory

Data through Mar 31, 2021 verified as of Apr 1, 2021 at 09:25 AM

Data in this report are provisional and subject to change.

The numbers in the table below represent the number of Florida and non-Florida residents for whom test results were received by the Department of Health. A person can be tested by more than one laboratory and can have both positive and negative results. **Therefore, the sum of the numbers in each column will be larger than the total number of people tested.**

Reporting lab	Inconclusive	Negative	Positive	Percent positive	Total
STONE CLINICAL LABORATORIES		2,790	96	3%	2,886
MINUTECLINIC LLC #3257		2,415	469	16%	2,884
WALGREENS ORLANDO	3	2,538	340	12%	2,881
KEYS AHEC SCHOOL MEDICAL CLINIC	15	2,738	126	4%	2,879
MINUTECLINIC, LLC #3204		2,403	469	16%	2,872
NXGEN MDX LLC	6	2,553	312	11%	2,871
ADVENTHEALTH CENTRA CARE CONWAY		2,440	425	15%	2,865
BLUE MED CONSULTANTS		2,753	108	4%	2,861
PARAMOUNT URGENT CARE - OVIEDO		1,985	873	31%	2,858
MINUTECLINIC LLC #1055		2,329	522	18%	2,851
MEDEXPRESS URGENT CARE CORAL SPRINGS		2,531	295	10%	2,826
MEDEXPRESS FORT MYERS		2,475	349	12%	2,824
MINUTECLINIC LLC #3003		2,285	527	19%	2,812
CAREFAST+	1	2,065	744	26%	2,810
MINUTECLINIC LLC #3291		2,419	379	14%	2,798
CELESTA MEDICAL SERVICES LLC DBA - AMERICAN RESEARCH LABS		2,544	236	8%	2,780
MINUTECLINIC LLC #7973		2,419	357	13%	2,776
AFC PHYSICIANS OF FLORIDA		2,110	633	23%	2,743
BAPTIST HEALTHCARE - GULF BREEZE HOSPITAL	3	2,275	464	17%	2,742
CITRUS MEMORIAL HOSPITAL LABORATORY		2,251	490	18%	2,741
MINUTECLINIC LLC #3705		2,410	330	12%	2,740
SACRED HEART HEALTH SYSTEM, INC	1	1,861	870	32%	2,732
MINUTECLINIC, LLC #5817		2,257	469	17%	2,726
BAPTIST HEALTH - OAKLEAF		2,277	446	16%	2,723
MINUTECLINIC LLC # 7933		2,409	311	11%	2,720
MINUTECLINIC LLC #3255		2,390	319	12%	2,709
MINUTECLINIC LLC #3748		2,200	505	19%	2,705
MINUTECLINIC LLC # 3579		2,239	455	17%	2,694
MINUTECLINIC LLC #7173		2,313	334	13%	2,647
STEWART ROCKLEDGE HOSPITAL	1	2,320	323	12%	2,644
MINUTECLINIC LLC #5924		2,257	385	15%	2,642
EMERALD COAST URGENT CARE, LLC	1	1,970	660	25%	2,631
MINUTECLINIC, LLC (CLINIC 10699)		2,286	333	13%	2,619
BAY MEDICAL CENTER SACRED HEART HEALTH SYSTEM		2,028	585	22%	2,613
MEDEXPRESS URGENT CARE - CLEWISTON		2,182	429	16%	2,611
MINUTECLINIC LLC #5216		2,240	363	14%	2,603
MEDIQUICK URGENT CARE CENTERS INC		1,920	657	25%	2,577
MINUTECLINIC LLC #3654		2,141	436	17%	2,577
ADVENT HEALTH - OCALA		2,124	447	17%	2,571
BAPTIST HEALTH SOUTH FLORIDA - MIAMI BEACH URGENT CARE		2,187	371	15%	2,558
MINUTECLINIC LLC #4612		2,066	473	19%	2,539
ADVENT HEALTH - DADE CITY		2,214	306	12%	2,520
MINUTECLINIC LLC #4024		2,191	325	13%	2,516
MEDEXPRESS URGENT CARE BOCA RATON		2,267	231	9%	2,498
PHYSICIANS PRIMARY CARE	2	2,247	245	10%	2,494
AFC PHYSICIANS OF FLORIDA PA		1,954	522	21%	2,476
DONALD W ROBERTSON DO PA		1,940	535	22%	2,475

COVID-19: testing by laboratory

Data through Mar 31, 2021 verified as of Apr 1, 2021 at 09:25 AM

Data in this report are provisional and subject to change.

The numbers in the table below represent the number of Florida and non-Florida residents for whom test results were received by the Department of Health. A person can be tested by more than one laboratory and can have both positive and negative results. **Therefore, the sum of the numbers in each column will be larger than the total number of people tested.**

Reporting lab	Inconclusive	Negative	Positive	Percent positive	Total
MINUTECLINIC LLC #3285		2,145	326	13%	2,471
PATIENTS FIRST - THOMASVILLE ROAD		2,197	271	11%	2,468
CHARLES AIESI CONSULTING INC	12	2,178	274	11%	2,464
EMERALD COAST URGENT CARE LLC		1,804	654	27%	2,458
MINUTECLINIC LLC #1807		2,072	385	16%	2,457
EMERGENCY PHYSICIANS MEDICAL CENTER		1,353	1,100	45%	2,453
DR G'S URGENT CARE		2,131	322	13%	2,453
MINUTECLINIC LLC #3648		2,001	448	18%	2,449
HEALTH CARE DISTRICT OF PALM BEACH COUNTY	1	2,203	214	9%	2,418
MINUTECLINIC LLC #3635		2,098	315	13%	2,413
COMMUNITY HEALTH NORTHWEST FLORIDA	4	1,856	553	23%	2,413
PHYSICIANS STAT LAB	3	1,070	1,334	55%	2,407
MINUTECLINIC LLC #4201		2,096	303	13%	2,399
MINUTECLINIC LLC #5069		2,006	391	16%	2,397
JUPITER MEDICAL CENTER URGENT CARE		1,860	534	22%	2,394
MINUTECLINIC LLC #476		2,078	314	13%	2,392
FLORIDA MEDICAL CLINIC	3	1,094	1,290	54%	2,387
WHOLE FAMILY HEALTH CENTER INC		1,964	405	17%	2,369
MINUTECLINIC LLC #6007		2,037	328	14%	2,365
VITRO MOLECULAR LABORATORIES	50	2,153	161	7%	2,364
TAMPA COMMUNITY HOSPITAL		2,022	332	14%	2,354
PARRISH MEDICAL CENTER	1	2,065	284	12%	2,350
AMELIA EXPRESS CARE LLC	10	2,010	318	14%	2,338
MINUTECLINIC LLC #1350		2,050	286	12%	2,336
VA PAIN CLINIC	4	2,246	86	4%	2,336
BOND URGENT CARE LLC		1,759	571	25%	2,330
MINUTECLINIC LLC #1821		2,089	233	10%	2,322
PHYSICIAN ASSOCIATES		2,070	240	10%	2,310
LEE HEALTH - COCONUT POINT CLINICAL LAB	2	1,872	433	19%	2,307
MINUTECLINIC LLC #8381		1,994	308	13%	2,302
ASCENSION SACRED HEART - GULF		1,757	530	23%	2,287
LAKELAND REGIONAL HEALTH PABLO		1,999	274	12%	2,273
JACKSON HOSPITAL CLINICAL LABORATORY		1,957	305	13%	2,262
LAKE WALES MEDICAL CENTER INC		1,985	276	12%	2,261
CORE DIAGNOSTIC LABORATORIES LLC	17	1,907	323	14%	2,247
ASSOCIATED PATHOLOGISTS, LLC	3	1,842	388	17%	2,233
PRIMEHEALTH URGENT CARE	1	1,865	361	16%	2,227
NCHMD INC		1,858	342	16%	2,200
INTELEX LABS, LLC		2,127	71	3%	2,198
UNIVERSITY OF NORTH FLORIDA STUDENT HEALTH		2,120	72	3%	2,192
MINUTECLINIC, LLC # 4469		1,917	272	12%	2,189
MINUTECLINIC LLC #5157		1,899	283	13%	2,182
MINI ER WATERFORD LAKES, THE		1,854	298	14%	2,152
FLOWERS HOSPITAL		1,959	190	9%	2,149
MEDEXPRESS PORT CHARLOTTE		1,911	218	10%	2,129
MINUTECLINIC LLC #1815		1,877	233	11%	2,110
MINUTECLINIC LLC #214		1,771	311	15%	2,082

COVID-19: testing by laboratory

Data through Mar 31, 2021 verified as of Apr 1, 2021 at 09:25 AM

Data in this report are provisional and subject to change.

The numbers in the table below represent the number of Florida and non-Florida residents for whom test results were received by the Department of Health. A person can be tested by more than one laboratory and can have both positive and negative results. **Therefore, the sum of the numbers in each column will be larger than the total number of people tested.**

Reporting lab	Inconclusive	Negative	Positive	Percent positive	Total
PENSACOLA PEDIATRICS PA	1	1,902	173	8%	2,076
SPECTOR SCIENTIFIC LAB	11	1,304	725	36%	2,040
FIU-HEALTH AUXILIARY LABORATORY	6	1,904	118	6%	2,028
NCH NORTHEAST	7	1,593	426	21%	2,026
OPTUM LABS LLC	1	1,825	187	9%	2,013
GENOME LLC	2	1,864	146	7%	2,012
GENUS3		1,930	74	4%	2,004
MARTIN HEALTH SYSTEM - ST LUCIE WEST		1,809	184	9%	1,993
MINUTECLINIC LLC #3236		1,687	289	15%	1,976
DOC SMILEY'S URGENT CARE		1,706	247	13%	1,953
DOC SMILEYS URGENT CARE LLC		1,590	353	18%	1,943
LITTLE PINE PEDIATRICS	1	1,665	275	14%	1,941
BAPTIST HEALTH EMERGENCY CENTER AT WEST CORAL WAY		1,558	380	20%	1,938
MEDFAST URGENT CARE CENTERS LLC	2	608	1,325	68%	1,935
BARDMOOR LABORATORY	9	1,628	293	15%	1,930
MINUTECLINIC LLC #3637		1,531	368	19%	1,899
KETAMINE HEALTH CENTERS LLC	1	1,661	152	8%	1,814
LABORATORY SPECIALISTS OF MICHIGAN		1,483	310	17%	1,793
BAYFRONT HEALTH - CITRUS HILLS		1,574	216	12%	1,790
BROWNWOOD CARE CENTER		1,557	225	13%	1,782
NEIGHBORHOOD MEDICAL CENTER INC	17	1,574	183	10%	1,774
RIVER TOWN DIAGNOSTIC LLC		1,470	286	16%	1,756
MINUTECLINIC, LLC #3245		1,418	334	19%	1,752
GENESIS LABORATORY MANAGEMENT	14	1,485	239	14%	1,738
MEDICAL CONSULTANTS OF FLORIDA, LLC	2	1,465	269	15%	1,736
Community_Health		1,533	199	11%	1,732
WHITE WILSON MEDICAL CENTER		386	1,343	78%	1,729
IGENOMIX USA LLC	50	1,517	157	9%	1,724
SPARROW HEALTHCARE	2	1,461	254	15%	1,717
NORTH SHORE LONG ISLAND JEWISH HEALTH	1	1,620	90	5%	1,711
MIAMI JEWISH HEALTH SYSTEMS		1,629	68	4%	1,697
JW PLASTIC SURGERY		1,449	244	14%	1,693
ADVANCED MEDICAL OF NAPLES LLC		1,480	177	11%	1,657
LABTECH DIAGNOSTIC		1,367	287	17%	1,654
FLAGLER HOSPITAL LABORATORY	8	612	1,017	62%	1,637
ED FRASER MEMORIAL HOSPITAL		1,385	245	15%	1,630
ARCPOINT LABS		1,061	557	34%	1,618
STATMED OCALA	6	1,418	191	12%	1,615
SHELL POINT NURSING PAVILION	1	1,530	72	4%	1,603
OPTEO LABORATORY		1,567	34	2%	1,601
ELLENTON URGENT CARE		1,361	234	15%	1,595
MINUTECLINIC LLC #8927		1,361	230	14%	1,591
READY RESPONDERS FLORIDA, PLLC		1,378	212	13%	1,590
ASSURANCE SCIENTIFIC LABORATORIES	1	1,293	283	18%	1,577
MELBOURNE MEDICAL LABORATORY☐	2	1,366	203	13%	1,571
WILLIAM OWEN PASS PARK		1,330	213	14%	1,543
MINUTECLINIC LLC #5187		1,349	191	12%	1,540

COVID-19: testing by laboratory

Data through Mar 31, 2021 verified as of Apr 1, 2021 at 09:25 AM

Data in this report are provisional and subject to change.

The numbers in the table below represent the number of Florida and non-Florida residents for whom test results were received by the Department of Health. A person can be tested by more than one laboratory and can have both positive and negative results. **Therefore, the sum of the numbers in each column will be larger than the total number of people tested.**

Reporting lab	Inconclusive	Negative	Positive	Percent positive	Total
BAPTIST HEALTH SOUTH FLORIDA - COUNTRY WALK URGENT CARE EXPRESS		1,303	235	15%	1,538
MINUTECLNIC LLC		1,357	172	11%	1,529
PROJECT HEALTH, INC SUMTERVILLE	5	1,245	268	18%	1,518
OPTUMCARE FLORIDA LLC		1,238	276	18%	1,514
FIRST QUALITY LABORATORY		1,412	98	6%	1,510
FLORIDA DEPARTMENT OF HEALTH IN POLK COUNTY	2	1,171	336	22%	1,509
BIOCERNA LLC	9	1,333	165	11%	1,507
ER QUICKCARE PL		1,300	205	14%	1,505
MEDEXPRESS URGENT CARE - JAX ATLANTIC BLVD		1,290	208	14%	1,498
PATIENTS FIRST LAKE ELLA MEDICAL CENTER		1,335	154	10%	1,489
UNIVERSITY OF ALABAMA AT BIRMINGHAM		1,441	47	3%	1,488
PROHEALTH MEDICAL CLINIC		858	628	42%	1,486
BIO-TECH CLINICAL LABORATORIES INC		1,302	175	12%	1,477
GRAVITY DIAGNOSTICS, LLC	3	1,325	146	10%	1,474
ADVANCE MEDICAL OF NAPLES		327	1,124	77%	1,451
VRL EUROFINs		1,413	37	3%	1,450
BAPTIST HEALTH SOUTH FLORIDA - KEY BISCANE URGENT CARE EXPRESS		1,270	178	12%	1,448
BAPTIST HEALTHCARE - JAY HOSPITAL	3	1,072	372	26%	1,447
CAREFAST MURABELLA		967	476	33%	1,443
UHEALTH DEERFIELD BEACH/UMSYLVESTER DEERFIELD BEACH LABORATORY	3	1,380	55	4%	1,438
SUNRISE URGENT CARE ASSOCIATES LLC D/B/A	9	979	439	31%	1,427
PARAMOUNT URGENT CARE VILLAGES		923	504	35%	1,427
PEDIATRIC HEALTH CARE ALLIANCE - NORTHDALe		1,301	125	9%	1,426
CAREMED CLINIC LLC	1	1,134	288	20%	1,423
PATIENTS CHOICE LABORATORIES		831	592	42%	1,423
TOM LEE COMMUNITY HEALTH CENTER		940	478	34%	1,418
COASTAL LABORATORIES	1	1,120	287	20%	1,408
TEMPUS CLINICAL LABORATORY	10	1,246	151	11%	1,407
NYU HOSPITALS CENTER CLINICAL LABORATORIES		1,360	44	3%	1,404
UHEALTH CLINIC AT WALGREENS		1,138	261	19%	1,399
SMA LAB	10	1,228	155	11%	1,393
TREASURE COAST MEDICAL ASSOCIATES INC		747	638	46%	1,385
AMELIA EXPRESS CARE	1	772	612	44%	1,385
ST ANNES NURSING CENTER		1,350	26	2%	1,376
EUROFINs NTD, LLC		1,326	44	3%	1,370
ASCENSION ST VINCENT'S - SOUTHSIDE		1,308	49	4%	1,357
APALACHEE CORRECTIONAL INSTITUTION EAST UNIT		1,322	26	2%	1,348
VAVA PARTNERS LLC		528	807	60%	1,335
MYTEST DIAGNOSTICS		1,255	67	5%	1,322
PALM BAY HOSPITAL CLINICAL LABORATORY		947	371	28%	1,318
HEALTH CENTRAL CLINICAL LABORATORY		1,191	121	9%	1,312
BROAD INSTITUTE CLINICAL SEQUENCING RESEARCH PLATFORM	9	1,263	40	3%	1,312
PARAMOUNT URGENT CARE - CLERMONT		766	541	41%	1,307
ADVENTHEALTH CENTRA CARE TRINITY		1,136	170	13%	1,306
CREEKSIDE CARE CENTER	1	1,119	167	13%	1,287
INNOVATIVE TRANSFUSION MEDICINE, INC	11	1,105	170	13%	1,286
LAB24 INC	3	594	675	53%	1,272

COVID-19: testing by laboratory

Data through Mar 31, 2021 verified as of Apr 1, 2021 at 09:25 AM

Data in this report are provisional and subject to change.

The numbers in the table below represent the number of Florida and non-Florida residents for whom test results were received by the Department of Health. A person can be tested by more than one laboratory and can have both positive and negative results. **Therefore, the sum of the numbers in each column will be larger than the total number of people tested.**

Reporting lab	Inconclusive	Negative	Positive	Percent positive	Total
HOLIDAY CVS LLC DBA CVSPHARMACY #5155		1,210	60	5%	1,270
XPRESS URGENT CARE	4	1,070	190	15%	1,264
ADDICTION LABS OF AMERICA	3	1,173	79	6%	1,255
ABSOLUTE GENOMICS	2	1,031	203	16%	1,236
SOLARIS HEALTHCARE PALATKA		1,127	103	8%	1,230
STAGEZERO LIFE SCIENCES INC	4	1,120	103	8%	1,227
QUICK CARE MED		934	286	23%	1,220
PRIMARY CARE SOUTH INC		781	435	36%	1,216
CLINICORE		1,124	91	7%	1,215
NAPLES URGENT CARE	1	787	424	35%	1,212
ADVANCED DIAGNOSTIC LABORATORY		1,165	47	4%	1,212
USF MORSANI CENTER FOR ADVANCED HEALTH CARE		1,063	147	12%	1,210
PALM HARBOR PHARMACY		1,049	160	13%	1,209
NORTH FLORIDA PEDIATRICS-TALLAHASSEE	1	1,106	102	8%	1,209
ST PETERSBURG PEDIATRICS	1	1,081	114	10%	1,196
ACCESS MEDICAL LABS		746	448	38%	1,194
PROFESSIONAL HEALTH EXAMINERS DBA PROHEALTH	1	968	224	19%	1,193
EPN URGENT CARE NAPLES	2	792	393	33%	1,187
NORTH VISTA HOSPITAL LABORATORY		1,007	173	15%	1,180
PROJECT HEALTH INC	4	1,003	165	14%	1,172
CARENOW URGENT CARE – FORT PIERCE		826	345	29%	1,171
COASTAL PEDIATRIC GROUP		1,016	154	13%	1,170
NORTH FLORIDA PEDIATRICS - LAKE CITY		944	217	19%	1,161
AMERICAN SCIENTIFIC LABORATORIES LLC		1,135	14	1%	1,149
LPG COCONUT POINT		957	186	16%	1,143
ARCPOINT LABS OF CORAL SPRINGS FL		988	148	13%	1,136
CAPSTONE HEALTHCARE		802	330	29%	1,132
VERITAS GENETICS	61	945	119	11%	1,125
STEWART REFERENCE LABORATORY	1	611	504	45%	1,116
EMERALD COAST PEDIATRICS		1,058	57	5%	1,115
CATALYST WALK IN CLINIC		873	229	21%	1,102
PALM BEACH ATLANTIC UNIVERSITY		1,068	29	3%	1,097
XYZ LABORATORY	8	942	146	13%	1,096
GENEIQ		1,031	62	6%	1,093
GROWING TOGETHER PEDIATRICS LLC		1,021	62	6%	1,083
PEDIATRICS OF CENTRAL FLORIDA PA	20	999	53	5%	1,072
PRIMARY CARE OF THE TREASURE COAST		937	134	13%	1,071
AMERICAN FAMILY CARE PENSACOLA WEST		533	533	50%	1,066
TYNDALL AIR FORCE BASE		852	209	20%	1,061
RAINBOW RIVER MEDICAL LABORATORY		977	83	8%	1,060
HENDRY REGIONAL MEDICAL CENTER CLINICAL LABORATORY		809	250	24%	1,059
PROFESSIONAL HEALTH EXAMINERS		910	146	14%	1,056
FISHERMENS HOSPITAL CLINICAL LAB		938	91	9%	1,029
LENCO MEDICAL LABORATORY		973	54	5%	1,027
MINUTECLINIC, LLC DBA MINUTECLINIC #4717		981	42	4%	1,023
VERITOR		850	157	16%	1,007
CAPE CANAVERAL HOSPITAL		723	283	28%	1,006

COVID-19: testing by laboratory

Data through Mar 31, 2021 verified as of Apr 1, 2021 at 09:25 AM

Data in this report are provisional and subject to change.

The numbers in the table below represent the number of Florida and non-Florida residents for whom test results were received by the Department of Health. A person can be tested by more than one laboratory and can have both positive and negative results. **Therefore, the sum of the numbers in each column will be larger than the total number of people tested.**

Reporting lab	Inconclusive	Negative	Positive	Percent positive	Total
PHAROS HEALTH		756	246	25%	1,002
VRL EUROFINS - DALLAS		987	13	1%	1,000
INTERLACHEN PEDIATRICS		961	38	4%	999
LAKELAND REGIONAL HEALTH - PWC/OB		36	954	96%	990
PENSACOLA PEDIATRICS	3	747	236	24%	986
WOODLANDS MEDICAL SPECIALISTS		724	262	27%	986
EAST LAKE PEDIATRICS		861	121	12%	982
INTERLACHEN PEDIATRICS PA		930	44	5%	974
THE HEALTH CENTER OF PLANT CITY		890	76	8%	966
ADVENTHEALTH EXPRESS CARE AT WALGREENS		839	123	13%	962
NORTH FLORIDA PEDIATRICS PA - SUWANNEE	3	826	126	13%	955
HALIFAX MEDICAL CENTER-PORT ORANGE LAB		820	133	14%	953
NORTH OKALOOSA MEDICAL CENTER		613	337	35%	950
HISTOPATHOLOGY SERVICES, LLC		844	105	11%	949
ENCOMPASS HEALTH		915	22	2%	937
UNIVERSITY OF WEST FLORIDA STUDENT HEALTH SERVICES	1	806	126	14%	933
BAPTIST HEALTH - MD ANDERSON CANCER CENTER		923	5	1%	928
MOLECULAR TESTING LABS		852	75	8%	927
INTEGRITY LABORATORIES, LLC	4	756	165	18%	925
GENE TOX WORLDWIDE	60	736	125	14%	921
TACACHALE CLINICAL LABORATORY	1	869	49	5%	919
SPEARHEAD MEDICAL		825	93	10%	918
COVANCE CLINICAL RESEARCH UNIT INC		892	25	3%	917
C.W. BILL YOUNG VA MEDICAL CENTER	1	21	894	98%	916
FAST TRACK URGENT CARE CENTER		4	905	100%	909
NORTH FLORIDA PEDIATRICS PA	2	780	114	13%	896
LEE COUNTY EMERGENCY MEDICAL SERVICE	1	767	121	14%	889
CONSULATE HEALTH CARE OF NEW PORT RICHEY	2	761	125	14%	888
DEPARTMENT OF CLINICAL LABS	1	859	19	2%	879
LOOP PEDIATRICS PA	3	741	132	15%	876
COLLIER URGENT CARE CENTERS CREEKSIDE		773	101	12%	874
CHILDRENS MEDICAL ASSOCIATION		793	77	9%	870
CVS HEALTH		680	184	21%	864
DOCTOR'S MEMORIAL HOSPITAL		694	165	19%	859
JACKSONVILLE BEACH PEDIATRIC CARE CENTER		793	64	7%	857
NORTH SHORE LIJ URGENT CARE PC		804	49	6%	853
Point of Care Testing	1	125	727	85%	853
COASTAL PHYSICIANS, LLC		686	160	19%	846
BREVARD HEALTH ALLIANCE		570	275	33%	845
FAMILY HEALTH CENTERS OF SWF LABS	2	737	100	12%	839
VIERA HOSPITAL, INC		666	170	20%	836
REDI MED LLC		671	161	19%	832
24 HOUR PEDIATIC CARE CENTER	4	766	58	7%	828
CRUCIAL CARE EMERGENCY MEDICINE DOCTORS		661	166	20%	827
NORTH FLORIDA MEDICAL GROUP		680	147	18%	827
SOLARIS HEALTHCARE CHARLOTTE HARBOR		771	50	6%	821
FLORIDA HOSPITAL ORLANDO		743	74	9%	817

COVID-19: testing by laboratory

Data through Mar 31, 2021 verified as of Apr 1, 2021 at 09:25 AM

Data in this report are provisional and subject to change.

The numbers in the table below represent the number of Florida and non-Florida residents for whom test results were received by the Department of Health. A person can be tested by more than one laboratory and can have both positive and negative results. **Therefore, the sum of the numbers in each column will be larger than the total number of people tested.**

Reporting lab	Inconclusive	Negative	Positive	Percent positive	Total
Tampa Lakes Health and Rehabilitation Center	2	741	73	9%	816
NCHMD, INC SOUTHEAST IMMEDIATE CARE		635	180	22%	815
ASAP LABS LLC	7	655	151	19%	813
ASCENSION ST VINCENT'S - CLAY		775	35	4%	810
PRIMARY CARE SERVICES AT INDIAN RIVER ESTATES		779	25	3%	804
CENTRAL FLORIDA HEALTH CARE INC		692	112	14%	804
AUGUSTUS LABS LLC		663	139	17%	802
LIFE CARE CENTER OF NEW PORT RICHEY		765	37	5%	802
PRIMARY CARE SERVICES AT ST ANDREWS ESTATES		802			802
LAB DOCTOR		705	95	12%	800
CYPRESS VILLAGE	1	774	25	3%	800
NITE LITE PEDIATRICS		234	564	71%	798
DYNIX DIAGNOSTICS	2	528	267	34%	797
CALHOUN LIBERTY HOSPITAL		635	162	20%	797
MIDWAY SPECIATLY CARE CENTER		574	221	28%	795
ANY LAB TEST NOW	1	539	255	32%	795
NONE		308	483	61%	791
GOLDEN GATE FAMILY CLINIC		332	459	58%	791
FG RAPID RESULTS	5	470	314	40%	789
PALM GARDEN OF PORT SAINT LUCIE		776	10	1%	786
CARE ONE OF FLORIDA LLC		536	246	31%	782
EAST LAKE PEDIATRICS PA		708	73	9%	781
AMERICAN MEDICAL RESPONSE		770	8	1%	778
CLINICAL PATHOLOGY LABS INC		701	76	10%	777
SPRING HILL HEALTH AND REHABILITATION CENTER		751	25	3%	776
VITAS HEALTHCARE CORPORATION OF FLA	1	769	5	1%	775
FLORIDA GULF COAST UNIVERSITY		585	187	24%	772
DAIRY ROAD URGENT CARE	2	643	126	16%	771
PEBBLEBROOK PHARMACY	1	648	121	16%	770
VENICE REGIONAL BAYFRONT HEALTH (PULMONARY)		637	129	17%	766
TELESCOPE HEALTH LLC	4	641	118	15%	763
PALACE NURSING HOME & REHAB CENTER		727	36	5%	763
MACDILL AIR FORCE BASE		712	51	7%	763
BREVARD HEALTH ALLIANCE INC, THE		721	42	6%	763
Victoria Nursing and Rehabilitation Center		707	53	7%	760
POINT WASHINGTON MEDICAL CLINIC	1	551	207	27%	759
FLAGLER COUNTY HEALTH DEPARTMENT	3	582	171	23%	756
WILLOWBROOKE COURT AT EDGEWATER POINTE ESTATES		741	9	1%	750
NORTHEAST FLORIDA NEUROLOGY CLINICS, INC		637	113	15%	750
CLARITY LABS		652	92	12%	744
SANTA ROSA MEDICAL GROUP		575	167	23%	742
Fernandina Beach Rehabilitation and Nursing Center	1	720	19	3%	740
ORLANDO HEALTH AND REHAB CENTER		696	44	6%	740
ADVENT HEALTH LAB - ORLANDO		434	305	41%	739
ETHOS WELLNESS PHARMACY		692	45	6%	737
EXPRESS PHARMACY		681	55	7%	736
GULF COAST VILLAGE		699	37	5%	736

COVID-19: testing by laboratory

Data through Mar 31, 2021 verified as of Apr 1, 2021 at 09:25 AM

Data in this report are provisional and subject to change.

The numbers in the table below represent the number of Florida and non-Florida residents for whom test results were received by the Department of Health. A person can be tested by more than one laboratory and can have both positive and negative results. **Therefore, the sum of the numbers in each column will be larger than the total number of people tested.**

Reporting lab	Inconclusive	Negative	Positive	Percent positive	Total
KENDALL HEALTHCARE PROPERTIES DBA	2	705	27	4%	734
SOUTHEAST ALABAMA MEDICAL CENT		672	56	8%	728
BETHESDA HEALTH URGENT CARE		603	120	17%	723
DISNEY COVID TEST SITE		703	13	2%	716
MAIN STREET MEDICAL CENTER		188	528	74%	716
Crestview Rehabilitation Center	5	580	129	18%	714
PHYSICIANS STAT LAB INC		626	87	12%	713
GRAND COURT TAMPA		701	4	1%	705
BOND AND STEELE CLINIC PA		501	202	29%	703
FAMILY HEALTH CENTERS OF SOUTHWEST FLORIDA INC		616	81	12%	697
PALM GARDEN OF VERO BEACH		654	42	6%	696
ADVENTHEALTH MEDICAL GROUP PROMPT CARE		500	195	28%	695
PREMIER MEDICAL LABORATORY SERVICES	2	468	225	32%	695
MOORINGS PARK INSTITUTE, INC, THE		662	28	4%	690
AFC URGENT CARE CLEARWATER	1	171	517	75%	689
BOCA GRANDE HEALTH CLINIC		653	35	5%	688
MOUNT SINAI LABORATORY		654	32	5%	686
NCH HEALTHCARE SYSTEM MICROBIOLOGY LAB		2	679	100%	681
SUWANNEE HEALTH AND REHABILITATION CENTER		670	5	1%	675
LIFE CARE CENTER OF ORANGE PARK		641	32	5%	673
MEDONE URGENT CARE CENTER		449	223	33%	672
MINI ER ADULT AND PEDIATRIC URGENT CARE		574	98	15%	672
TREE HOUSE PEDIATRICS PLLC		603	67	10%	670
MEDICAL FP – WHOLE FAMILY HEALTH CENTER		549	120	18%	669
JOHN KNOX VILLAGE HEALTH CENTER		642	26	4%	668
LIFE CARE CENTER OF PENSACOLA		619	49	7%	668
GULF COAST MOLECULAR LABORATORIES	13	550	102	15%	665
PEDIATRIC HEALTHCARE ALLIANCE		625	39	6%	664
ORANGE BLOSSOM FAMILY HEALTH		631	33	5%	664
THE PRESERVE		652	10	2%	662
CARITHERS PEDIATRIC GROUP		606	54	8%	660
ST JOHN'S NURSING CENTER		637	23	3%	660
MEDICAL CENTER OF DELTONA, INC		554	103	16%	657
BUFFALO CROSSING HEALTHCARE & REHABILITATION CTR		641	16	2%	657
POINT OF CARE TESTING SITE		630	25	4%	655
FORT MYERS INTERNAL MEDICINE, LLC		590	64	10%	654
MANOR PINES CONVALESCENT CENTER LLC	1	631	22	3%	654
RESTORE HEALTH URGENT CARE		521	130	20%	651
MAVERICK LABS		460	188	29%	648
NATURE COAST MEDICAL GROUP		541	107	17%	648
VETERANS AFFAIRS MEDICAL CENTER	1	41	605	94%	647
MANOR CARE HEALTH SERVICES - FT MYERS		619	26	4%	645
BOND CLINIC PA PEDIATRICS DEPT		596	49	8%	645
J AND G MEDICAL GROUP LLC		532	112	17%	644
HOLMES REGIONAL MEDICAL CENTER		11	630	98%	641
GOLDEN GLADES NURSING & REHABILITATION CTR		621	17	3%	638
MID-FLORIDA PATHOLOGY		476	162	25%	638

COVID-19: testing by laboratory

Data through Mar 31, 2021 verified as of Apr 1, 2021 at 09:25 AM

Data in this report are provisional and subject to change.

The numbers in the table below represent the number of Florida and non-Florida residents for whom test results were received by the Department of Health. A person can be tested by more than one laboratory and can have both positive and negative results. **Therefore, the sum of the numbers in each column will be larger than the total number of people tested.**

Reporting lab	Inconclusive	Negative	Positive	Percent positive	Total
CLEWISTON NURSING AND REHABILITATION CENTER		624	14	2%	638
LIFE CARE CENTER OF HILLIARD		616	22	3%	638
WILLOW BROOKE COURT AT INDIAN RIVER ESTATES		590	44	7%	634
PENSACOLA PEDIATRICS PA - TIGER POINT	21	605	8	1%	634
ALTAMONTE MD		436	195	31%	631
PHYSICIANS PRIMARY CARE LAB	1	552	77	12%	630
MEDONE URGENT CARE AT ST. AUGUSTINE		214	414	66%	628
CITY MEDICAL OF NEW JERSEY, PC		572	56	9%	628
EDEN SPRINGS NURSING AND REHAB CENTER		515	111	18%	626
WATSON THERAPEUTICS INC	1	592	31	5%	624
PEDIATRIC HEALTHCARE ALLIANCE PA		570	51	8%	621
VITAS HEALTHCARE CORP OF CENTRAL FL		595	25	4%	620
DIAMOND RIDGE HEALTH AND REHABILITATION		588	32	5%	620
BALDWIN PEDIATRICS	1	584	29	5%	614
NCH HEALTHCARE BONITA		478	135	22%	613
SEBASTIAN RIVER MEDICAL CENTER	2	441	170	28%	613
CLINICAL ENTERPRISE, INC		592	21	3%	613
OCALA FAMILY MEDICAL CENTER INC	2	532	76	12%	610
HOLY CROSS HOSPITAL		12	598	98%	610
VETERANS AFFAIRS MEDICAL CENTER - JAMES A HALEY			609	100%	609
EMERALD SHORES HEALTH AND REHABILITATION		508	97	16%	605
NORTH FL SOUTH GA HCS-LAKE CITY		593	11	2%	604
CONSULATE HEALTHCARE OF VERO BEACH	14	506	83	14%	603
NSPIRE HEALTHCARE MIAMI LAKES	8	581	14	2%	603
MAYFLOWER ASSISTED LIVING		596	6	1%	602
PATIENTS FIRST - MAHAN DRIVE		164	436	73%	600
WHITE-WILSON MEDICAL CENTER - FORT WALTON BEACH		577	21	4%	598
DASCENA, INC	3	532	60	10%	595
BROOKDALE FORT MYERS CYPRESS LAKE		590	2	0%	592
PALM GARDEN OF TAMPA		558	29	5%	587
HMA SANTA ROSA MEDICAL CENTER LLC DBA		462	122	21%	584
CLIFFORD CHESTER SIMS STATE VETERANS		572	12	2%	584
BALDOMERO LOPEZ STATE VETERANS NURSING HOME	2	577	4	1%	583
PALM GARDEN OF CLEARWATER		565	18	3%	583
SHORELINE PHYSICIAN GROUP		364	219	38%	583
SABAL PALMS HEALTH AND REHAB		529	52	9%	581
CONTINENTAL CLINICAL RESEARCH, LLC		524	56	10%	580
CHILDRENS CLINIC WEST FLORIDA PEDIATRICS		529	50	9%	579
THERADOC		152	426	74%	578
EXPRESS URGENT CARE LLC		1	575	100%	576
ARTHREX MEDICAL CENTER	1	459	116	20%	576
DAVITA LABORATORY		471	104	18%	575
WHITE WILSON MEDICAL CENTER PA - NAVARRE		457	117	20%	574
PIONEER CLINICAL LAB LLC		467	106	18%	573
TENNESSEE DOH - NASHVILLE	2	504	66	12%	572
Plantation Bay Rehabilitation Center		548	24	4%	572
MEDICAL VB		451	121	21%	572

COVID-19: testing by laboratory

Data through Mar 31, 2021 verified as of Apr 1, 2021 at 09:25 AM

Data in this report are provisional and subject to change.

The numbers in the table below represent the number of Florida and non-Florida residents for whom test results were received by the Department of Health. A person can be tested by more than one laboratory and can have both positive and negative results. **Therefore, the sum of the numbers in each column will be larger than the total number of people tested.**

Reporting lab	Inconclusive	Negative	Positive	Percent positive	Total
SOLARIS HEALTHCARE LAKE CITY		471	100	18%	571
RAINBOW PEDIATRIC CENTER PA		533	37	6%	570
BAPTIST PRIMARY CARE	2	454	109	19%	565
BERNHARDT LABORATORIES	1	495	68	12%	564
CHILDRENS MEDICAL ASSOCIATION PA		503	60	11%	563
ECCOLAB GROUP	1	148	413	73%	562
PREMIER MEDICAL CENTER LLC	11	523	28	5%	562
MANOR CARE NURSING CENTER OF SARASOTA FL LLC□		474	87	16%	561
HEARTLAND PEDIATRICS OF LAKE WALES		505	55	10%	560
AMERICA'S PHARMACY LLC		493	65	12%	558
SHORE ACRES CARE CENTER		520	36	6%	556
HARBOUR HEALTH CENTER		538	17	3%	555
SEMINOLE NURSING PAVILION		546	8	1%	554
VALENCIA HILLS HEALTH AND REHABILITATION CENTER		540	13	2%	553
The Sands at South Beach		549	4	1%	553
HEALTH CENTER AT BRENTWOOD	1	506	46	8%	553
NEMOURS CHILDERN'S HOSPITAL		453	98	18%	551
VILLA MARIA NURSING & REHAB CENTER INC	1	536	14	3%	551
PALMETTO FAMILY HEALTHCARE	1	353	196	36%	550
BHA CENTRAL COUNTY CLINIC		481	69	13%	550
Signature HealthCare Center of Waterford		517	32	6%	549
VETERANS AFFAIRS MEDICAL CENTER - GAINESVILLE		3	544	99%	547
VITAE DIAGNOSTICS		534	13	2%	547
NCF DIAGNOSTICS & DNA TECHNOLOGIES	15	213	318	58%	546
VETERANS AFFAIRS MEDICAL CENTER - BAY PINES		18	528	97%	546
PALM GARDEN OF JACKSONVILLE□	2	463	80	15%	545
COASTAL URGENT CARE		428	116	21%	544
DOCTORS CENTER,THE		432	111	20%	543
FOUNTAIN MANOR HEALTH AND REHAB CENTER	1	522	20	4%	543
MANOR OAKS NURSING & REHAB CENTER	5	531	2	0%	538
MILLER BIOCONNECT		481	57	11%	538
MICHAEL A MIDDLETON MD PA□		512	25	5%	537
FLORIDA DEPARTMENT OF HEALTH IN CALHOUN COUNTY		402	131	25%	533
QUOTIENT SCIENCES		516	17	3%	533
LIFEBRITE	2	324	207	39%	533
DOH - INDIAN RIVER		452	81	15%	533
RICARDO NAVARRO DO PA		459	73	14%	532
MINUTECLINIC LLC, #10357		527	3	1%	530
NEW YORK HOSPITAL LABORATORIES	1	517	12	2%	530
AFC URGENT CARE FAMILY CARE			529	100%	529
MED FAST URGENT CARE CENTER		260	268	51%	528
UNIVERSITY OF TAMPA INC, THE		515	13	2%	528
MEDICAL CENTER CLINIC-IMMEDIATE CARE	1	423	104	20%	528
MEMORIAL PEMBROKE 24/7 CARE CENTER		403	122	23%	525
SIGNATURE HEALTHCARE OF BROOKWOOD GARDENS		518	6	1%	524
The Manor at Blue Water Bay		464	60	11%	524
JACKSON MEMORIAL PERDUE MEDICAL CENTER		497	26	5%	523

COVID-19: testing by laboratory

Data through Mar 31, 2021 verified as of Apr 1, 2021 at 09:25 AM

Data in this report are provisional and subject to change.

The numbers in the table below represent the number of Florida and non-Florida residents for whom test results were received by the Department of Health. A person can be tested by more than one laboratory and can have both positive and negative results. **Therefore, the sum of the numbers in each column will be larger than the total number of people tested.**

Reporting lab	Inconclusive	Negative	Positive	Percent positive	Total
HOPE HOSPICE AND COMMUNITY SERVICES INC	14	490	19	4%	523
ARCPPOINTS LABS		455	67	13%	522
RUSKIN HEALTH CENTER		314	208	40%	522
FIRST CHOICE PEDIATRICS		421	101	19%	522
DXTERITY DIAGNOSTICS	2	483	34	7%	519
WEST GABLES HEALTH CARE CENTER		505	10	2%	515
FLORIDA DEPARTMENT OF HEALTH CLAY COUNTY	1	415	98	19%	514
MEDFAST URGENT CARE CENTERS		231	281	55%	512
JACKSON MEMORIAL LONG TERM CARE CENTER		482	29	6%	511
RIVER GARDEN HEBREW HOME FOR THE AGED		456	55	11%	511
THE PALACE AT HOMESTEAD	1	490	20	4%	511
MINUTE CLINIC INCORPORATE		485	25	5%	510
FLOMEDILAB		282	228	45%	510
Southern Oaks Care Center	1	472	37	7%	510
ENZO CLINICAL LABS INC	3	481	25	5%	509
ST CLOUD REGIONAL MEDICAL CENTER CLINICAL LAB		394	113	22%	507
NAPLES CHILDREN'S URGENT CARE		447	59	12%	506
INTERNAL MEDICINE & PEDIATRICS OF TAMPA BAY PA		436	70	14%	506
FLORIDA HOSPITAL WAUCHULA		368	137	27%	505
AFC URGENT CARE TYRONE		3	502	99%	505
Good Samaritan Society Kissimmee Village		439	65	13%	504
STEWART SEBASTIAN RIVER MEDICAL CENTER		448	56	11%	504
HILLCREST HEALTH CARE & REHABILITATION CENTER	3	485	15	3%	503
SUSANNA WESLEY HEALTH CENTER		464	37	7%	501
AFC URGENT CARE SEMINOLE	1		500	100%	501
BROWARD PARTNERSHIP	6	486	8	2%	500
CLINICAL PATHOLOGY LABS		388	111	22%	499
LIFE CARE CENTER OF PALM BAY□		471	28	6%	499
CITRUS NURSING CENTER LLC		452	46	9%	498
AFC URGENT CARE		141	354	72%	495
MEDLAB DIAGNOSTICS, LLC		457	38	8%	495
CARENOW	2	279	213	43%	494
SUNSHINE URGENT CARE LLC		342	152	31%	494
DBI HEALTH INC		477	15	3%	492
FLORIDA HOSPITAL MEDICAL GROUP		290	201	41%	491
ASCEND CLINICAL	5	415	71	14%	491
SANDBAY URGENT CARE		396	95	19%	491
MANOR AT CARPENTERS		458	32	7%	490
PW WINDERMERE SUBTENANT LLC		488	2	0%	490
ORLANDO HEALTH CENTER FOR REHABILITATION		475	14	3%	489
PARKLANDS FACILITY INC	4	442	42	9%	488
FLO-MEDILAB SERVICES LLC		194	294	60%	488
LITTLE PINE PEDIATRICS PLLC	3	425	59	12%	487
BENTON PEDIATRICS INC		438	48	10%	486
HERON POINTE HEALTH AND REHABILITATION	1	480	3	1%	484
WELL-BEING MEDICAL CENTER PLLC		438	43	9%	481
NORTH FLORIDA RETIREMENT VILLAGE		479	2	0%	481

COVID-19: testing by laboratory

Data through Mar 31, 2021 verified as of Apr 1, 2021 at 09:25 AM

Data in this report are provisional and subject to change.

The numbers in the table below represent the number of Florida and non-Florida residents for whom test results were received by the Department of Health. A person can be tested by more than one laboratory and can have both positive and negative results. **Therefore, the sum of the numbers in each column will be larger than the total number of people tested.**

Reporting lab	Inconclusive	Negative	Positive	Percent positive	Total
Palm Garden of Largo		476	4	1%	480
SOLARIS HEALTHCARE OSCEOLA		455	24	5%	479
PALM GARDEN OF ORLANDO		446	33	7%	479
LAUDERDALE NURSING CENTER LLC	1	458	19	4%	478
HARTS HARBOR HEALTH CARE CENTER		457	21	4%	478
MOBILE MEDICAL ASSOCIATES PL	17	408	52	11%	477
Quest Diag Unspecifd	1	319	157	33%	477
Colonial Lakes Health Care		433	43	9%	476
ADVENTHEALTH EXPRESS CARE AT WALGREENS 49TH STREET		405	71	15%	476
NAVAL HOSPITAL - JACKSONVILLE		137	339	71%	476
FHMG FLORIDA HOSPITAL MEDICAL GROUP		436	39	8%	475
NURSING PLUS OF BROWARD LLC	1	452	20	4%	473
PALM GARDEN OF OCALA		374	98	21%	472
GOOD SAMARITAN CENTER		467	3	1%	470
Cypress Cove Care Center		369	100	21%	469
MEDSCAN LABORATORY INC	1	253	214	46%	468
ADVENT HEALTH - DELTONA ER		391	76	16%	467
HOSPICE OF THE FLORIDA SUNCOAST,THE		463	3	1%	466
CONSULATE HEALTH CARE OF BAYONET POINT	4	455	7	2%	466
ANCIENT CITY PEDIATRICS	1	448	17	4%	466
PALM GARDEN OF WINTER HAVEN	3	446	16	3%	465
CARE ONE OF FLORIDA	1	318	146	31%	465
BROOKDALE PALMER RANCH	1	407	57	12%	465
ELLENTON PEDIATRICS		445	19	4%	464
MEDIPATH		42	422	91%	464
NEW YORK PRESBYTERIAN - CUMC CLINICAL		446	18	4%	464
SOUTHERN LABORATORY SERVICES OF NWF		427	35	8%	462
THE PALACE MANAGEMENT - THE PALACE AT CORAL GABLES		458	3	1%	461
MAGNOLIA FAMILY URGENT CARE		418	43	9%	461
Solaris Healthcare Daytona	2	410	47	10%	459
VITAS LUTHERAN TOWERS INPATIENT PROGRAM		394	64	14%	458
NEW PLANT CITY FAMILY CARE	1	248	209	46%	458
Williston Care Center		396	62	14%	458
ABBAY DELRAY		449	6	1%	455
CLARIDGE HOUSE NURSING CENTER		437	18	4%	455
Q ANSWER LAB	1	392	59	13%	452
Solaris HealthCare Windermere		420	32	7%	452
Ocala Health and Rehabilitation Center		429	21	5%	450
MEMPHIS PATHOLOGY LABORATORY	5	423	22	5%	450
STARKE FAMILY MEDICAL CENTER		360	89	20%	449
BROOKSVILLE HEALTHCARE CENTER LLC		434	13	3%	447
GANDY CROSSING CARE CENTER	1	429	16	4%	446
DIAMOND RIDGE HEALTH AND REHABILITATION CENTER		424	22	5%	446
E-LAB OF FLORIDA		401	44	10%	445
ADDINGTON PLACE AT WELLINGTON GREEN		436	9	2%	445
HEALTHY STEPS PEDIATRICS		398	47	11%	445
EPN URGENT CARE		83	362	81%	445

COVID-19: testing by laboratory

Data through Mar 31, 2021 verified as of Apr 1, 2021 at 09:25 AM

Data in this report are provisional and subject to change.

The numbers in the table below represent the number of Florida and non-Florida residents for whom test results were received by the Department of Health. A person can be tested by more than one laboratory and can have both positive and negative results. **Therefore, the sum of the numbers in each column will be larger than the total number of people tested.**

Reporting lab	Inconclusive	Negative	Positive	Percent positive	Total
SMA SPECIALTY MEDICAL LAB		120	324	73%	444
ADVENTHEALTH MEDICAL GROUP PROMPT CAR	1	322	120	27%	443
NORTH FLORIDA REHABILITATION & SPECIALTY CARE□		436	6	1%	442
Santa Rosa Center for Rehabilitation and Healing		371	71	16%	442
EMERITUS AT NAPLES	2	437	1	0%	440
ASSOCIATESMD MEDICAL GROUP INC		377	63	14%	440
TIDEWELL HOSPICE INC	2	431	7	2%	440
BRISTOL AT TAMPA, THE	4	427	8	2%	439
ORLANDO VA MEDICAL CENTER			438	100%	438
PRO HEALTH		188	248	57%	436
ST ANDREWS BAY SKILLED NURSING &		374	61	14%	435
Darcy Hall Of Life Care		421	13	3%	434
VITAS HEALTHCARE CORPORATION		429	5	1%	434
APP-UNIPATH, LLC	2	416	15	3%	433
AVECINA MEDICAL JULINGTON	1	240	189	44%	430
FLORIDA DEPT OF HEALTH IN BREVARD COUNTY	3	364	63	15%	430
AMEERAH LABS, LLC	2	343	84	20%	429
SOLARIS HEALTHCARE MERRITT ISLAND		387	42	10%	429
CHAUTAUQUA REHABILITATION AND NURSING CENTER		418	10	2%	428
PORT SAINT LUCIE HOSPITAL		418	9	2%	427
BONIFAY NURSING AND REHAB CENTER		396	31	7%	427
ROLLINS COLLEGE WELLNESS CENTER		130	297	70%	427
FLORIDA HOSPITAL HEARTLAND MED CTR LAKE PLACID		326	101	24%	427
Parkview Rehabilitation Center at Winter Park		416	10	2%	426
ABBOTT DIAGNOSTICS		408	18	4%	426
INDIAN RIVER CTR, LLC		374	51	12%	425
UNIVERSITY OF CENTRAL FLORIDA HEALTH SERVICES		412	13	3%	425
THE SPRINGS AT BOCA CIEGA BAY		413	11	3%	424
Manatee Springs Rehabilitation and Nursing Center		403	20	5%	423
BAPTIST PRIMARY CARE, INC		393	29	7%	422
LEHIGH REGIONAL MEDICAL CENTER LAB	2	372	47	11%	421
Destin Healthcare and Rehabilitation Center	1	380	40	10%	421
Bardmoor Oaks Healthcare and Rehabilitation Center		410	11	3%	421
URGENT CARE EXPRESS LLC		103	317	75%	420
GARCIA CLINICAL LABORATORY		28	392	93%	420
TREASURE COAST COMMUNITY HEALTH	3	349	67	16%	419
CLERMONT HEALTH AND REHABILITATION CENTER		386	32	8%	418
QUALITOX LABORATORIES		236	181	43%	417
PINES OF SARASOTA		412	5	1%	417
KINDRED HOSPITAL	10	386	20	5%	416
SOLARIS HEALTHCARE BAYONET POINT		398	17	4%	415
ORCHARD PARK HEALTH & REHABILITATION		409	5	1%	414
UNIVERSITY OF TAMPA STUDENT HEALTH AND SHC CLINICAL LABORATORY		256	157	38%	413
FLORIDA DEPARTMENT OF HEALTH IN LIBERTY COUNTY	3	312	96	23%	411
PEDIATRICS BY THE SEA		394	17	4%	411
MOOSEHAVEN HEALTH CENTER		373	38	9%	411
MINUTECLINIC LLC #3671		366	44	11%	410

COVID-19: testing by laboratory

Data through Mar 31, 2021 verified as of Apr 1, 2021 at 09:25 AM

Data in this report are provisional and subject to change.

The numbers in the table below represent the number of Florida and non-Florida residents for whom test results were received by the Department of Health. A person can be tested by more than one laboratory and can have both positive and negative results. **Therefore, the sum of the numbers in each column will be larger than the total number of people tested.**

Reporting lab	Inconclusive	Negative	Positive	Percent positive	Total
Timberridge Center for Rehabilitation and Healing		375	35	9%	410
WATERMARK LAKE POINTE WOODS LLC		391	18	4%	409
FLORIDA DEPARTMENT OF HEALTH		360	49	12%	409
Life Care Center of Punta Gorda	1	392	13	3%	406
TIDE LABORATORIES		362	43	11%	405
DIGNITY HEALING, LLC		390	15	4%	405
TRI-COUNTY NURSING AND REHABILITATION CENTER INC		389	15	4%	404
Consulate Health Care of North Fort Myers		390	13	3%	403
Bayside Care Center	1	382	20	5%	403
BLOUNTSTOWN REHABILITATION CENTER LLC		296	106	26%	402
VILLAGE DOCTORS OF KEYSTONE		318	83	21%	401
AYERS HEALTH & REHABILITATION CENTER		393	7	2%	400
PRINCIPLE LABORATORY	7	386	7	2%	400
HEALTHWORKS MED GROUP OF FLORIDA PA	3	389	8	2%	400
SUNLAND MARIANNA COX MEDICAL CENTER		356	43	11%	399
FAMILY CARE PARTNERS OF NORTHEAST FLORIDA LLC		325	74	19%	399
ADVENTHEALTH EXPRESS CARE AT		326	72	18%	398
PALM GARDEN OF WEST PALM BEACH ☐	4	379	15	4%	398
LIFE CARE PONTE VEDRA INC		387	10	3%	397
ST PETERSBURG PEDIATRICS-PARK BLVD		361	35	9%	396
AVANTE AT OCALA INC	2	362	31	8%	395
MINI ER AND URGENT CARE		289	105	27%	394
DIAGNOSTIC & CLINICAL CARE SERVICES INC DBA		316	78	20%	394
LIFE CARE CENTER OF WINTER HAVEN		374	18	5%	392
SEASIDE HEALTH AND REHABILITATION CENTER		334	58	15%	392
Life Care Center of Ocala		323	69	18%	392
ADVENT HEALTH - WESTCHASE ER		339	52	13%	391
PLANT CITY PEDIATRICS	1	315	74	19%	390
BRIDGEWATER PARK HEALTH AND REHAB		360	30	8%	390
AMBULATORY SURGERY CENTER OF BOCA RATON LTD		386	4	1%	390
PALMS OF SEBRING		356	34	9%	390
PruittHealth Panama City	1	325	64	16%	390
BARBER		13	376	97%	389
NATIONS BEST FAMILY HEALTH CARE		206	179	46%	385
UR MEDICINE LABS- CENTRAL LABORATORY		361	24	6%	385
EMERALD COAST PEDIATRICS & ADOL		343	41	11%	384
TRINITY REGIONAL REHAB CENTER		366	16	4%	382
BROOKDALE PADDOCK HILLS	2	377	2	1%	381
ADVENT HEALTH - TIMBERRIDGE ER		319	62	16%	381
PEDIATRIC ASSOCIATES OF OCALA PA		349	32	8%	381
ST PETERSBURG PEDIATRICS-SEMINOLE BLVD		312	68	18%	380
MANOR CARE OF BOYNTON BEACH LLC		356	24	6%	380
FAMILY EXPRESS URGENT CARE		5	374	99%	379
Stacey Health Care Centers Inc. dba Riverside Care Center		349	30	8%	379
BARTON HEALTH ALLIANCE	3	331	45	12%	379
SERENADES IN THE VILLAGES		325	53	14%	378
BAYA PHARMACY WEST		8	368	98%	376

COVID-19: testing by laboratory

Data through Mar 31, 2021 verified as of Apr 1, 2021 at 09:25 AM

Data in this report are provisional and subject to change.

The numbers in the table below represent the number of Florida and non-Florida residents for whom test results were received by the Department of Health. A person can be tested by more than one laboratory and can have both positive and negative results. **Therefore, the sum of the numbers in each column will be larger than the total number of people tested.**

Reporting lab	Inconclusive	Negative	Positive	Percent positive	Total
SPECIALTY HEALTH AND REHABILITATION CENTER		350	25	7%	375
FLORIDA HEART & VASCULAR MULTISPECIALTY GROUP PA		276	99	26%	375
HCSO OCCUPATIONAL HEALTH AND WELLNESS CENTER		297	77	21%	374
FAIR HAVENS CENTER, OPCO		367	7	2%	374
ACCESS MEDICAL CENTER	1	344	29	8%	374
ORCHARD RIDGE CARE AND REHABILITATION CENTER		354	19	5%	373
HARDEE MANOR HEALTH CARE CENTER	1	368	3	1%	372
HENDRY REGIONAL MEDICAL CENTER		107	265	71%	372
WELL HEALTH WORKS	1	329	42	11%	372
TUSKAWILLA NURSING AND REHAB CENTER	2	363	7	2%	372
BROOKDALE LAKE TAVARES		365	6	2%	371
HEALTH PARK CARE CENTER		365	6	2%	371
URGENT CARE BETHESDA	1	318	52	14%	371
SEA BREEZE REHAB AND NURSING CENTER		361	9	2%	370
WHITE-WILSON MEDICAL CENTER - NICEVILLE		330	40	11%	370
SIGNATURE HEALTHCARE OF NORTH FLORIDA		365	4	1%	369
ADVENT HEALTH - TAMPA		148	221	60%	369
INFORM DIAGNOSTICS		360	9	2%	369
ELMCROFT PINECREST	1	342	25	7%	368
HEALTH CENTRAL PARK		301	66	18%	367
TRENTON MEDICAL CENTER INC DBA PALMS MEDICAL GROUP	4	270	93	25%	367
VETERANS AFFAIRS MEDICAL CENTER - LAKE CITY		52	314	86%	366
EPWORTH VILLAGE RETIREMENT COMMUNITY		360	6	2%	366
ATLANTIC SHORES NURSING AND REHAB CENTER	1	355	10	3%	366
JAMES A HALEY VETERANS HOSPITAL			365	100%	365
ONESTOP MEDICAL AND URGENT CARE LLC		318	47	13%	365
solaris Healthcare Parkway	2	345	17	5%	364
Bay Breeze Senior Living and Rehabilitation Center		311	53	15%	364
VILLAGE DOCTORS FAMILY MEDICAL CENTER OF		300	64	18%	364
HOLISTIX TREATMENT CENTERS		352	10	3%	362
SABAL DIRECT PRIMARY CARE, PA		299	62	17%	361
6TH MEDICAL GROUP - MCDILL AFB		334	27	7%	361
AZALEA TRACE PHYSICIAN SERVICES		356	4	1%	360
HARDEE COUNTY HEALTH DEPARTMENT		289	70	19%	359
WALGREENS 3173		327	32	9%	359
SANFORD LABORATORIES		332	26	7%	358
HAINES CITY REHABILITATION AND NURSING CENTER		334	24	7%	358
SUN COUNTRY PEDIATRICS PLLC	9	318	31	9%	358
ROSEWOOD HEALTH AND REHABILITATION CENTER		334	22	6%	356
TAMARAC REHABILITATION & HEALTH CENTER		351	4	1%	355
MANORCARE HEALTH SERVICES - VENICE		299	55	16%	354
BAY VILLAGE OF SARASOTA INC		351	3	1%	354
AVANTE AT MT DORA		347	7	2%	354
SPRINGTREE REHAB & HEALTH CARE CENTER		329	24	7%	353
BAYSHORE DIAGNOSTICS		311	42	12%	353
COLOR GENOMICS, INC.	2	345	6	2%	353
Marshall Health and Rehabilitation Center		304	49	14%	353

COVID-19: testing by laboratory

Data through Mar 31, 2021 verified as of Apr 1, 2021 at 09:25 AM

Data in this report are provisional and subject to change.

The numbers in the table below represent the number of Florida and non-Florida residents for whom test results were received by the Department of Health. A person can be tested by more than one laboratory and can have both positive and negative results. **Therefore, the sum of the numbers in each column will be larger than the total number of people tested.**

Reporting lab	Inconclusive	Negative	Positive	Percent positive	Total
VILLAGE AT VIENNA SQUARE,THE	6	329	17	5%	352
MY CLINICAL LAB		223	129	37%	352
Palmetto Subacute Care Center		341	11	3%	352
MEDFAST URGENT CARE CENTER		122	230	65%	352
OCEAN VIEW NURSING AND REHAB CENTER		334	17	5%	351
CORAL BAY HEALTHCARE AND REHABILITATION	1	338	12	3%	351
ENCOMPASS HEALTH REHABILITATION HOSPITAL OF SUNRISE	8	336	7	2%	351
EXCEL PEDIATRICS		297	52	15%	349
FL HUD DESTIN, LLC D/B/A GRAND BOULEVARD HEALTH		309	39	11%	348
OKEECHOBEE COUNTY HEALTH DEPT	1	248	97	28%	346
HEALTH DESIGNS		332	14	4%	346
ARCPPOINT LABS OF SARASOTA MANATEE		266	79	23%	345
USAFSAM/PHE		174	170	49%	344
SAMANTHA WILSON CARE CENTER	4	330	10	3%	344
CORAL TRACE HEALTH CARE	2	337	5	1%	344
FAIRWAY OAKS CENTER LLC	6	332	6	2%	344
PEDIATRIC HEALTH CARE ALLIANCE, PA		309	34	10%	343
PENSACOLA PEDIATRICS, PA		324	17	5%	341
ADVENT HEALTH CENTRA CARE - PALM COAST		80	261	77%	341
Coastal Health and Rehabilitation Center		330	11	3%	341
BAPTIST PRIMARY CARE INC	1	315	25	7%	341
LAKE EUSTIS HEALTH AND REHABILITATION CENTER		332	8	2%	340
CRONOS CLINICAL LABORATORY	22	227	91	27%	340
ELMHURST HOSPITAL CENTER	1	310	29	9%	340
24/7 PEDIATRIC CARE CENTERS INC		318	21	6%	339
SELECT REFERENCE LABORATORIES, LLC	1	326	12	4%	339
MEDICAL CENTER AT OCEAN REEF,THE		321	17	5%	338
HOLIDAY CVS LLC DBA CVS/PHARMACY #0440		325	12	4%	337
AVANTE AT LEESBURG INC		335	2	1%	337
KEY WEST HEALTH AND REHAB	1	326	8	2%	335
KISSIMMEE FACILITY OPERATIONS LLC		311	24	7%	335
AVENTURA REHAB AND NURSING CENTER		319	15	4%	334
NORTH PINELLAS STATMED QUICK QUALITY CLINICS		236	97	29%	333
FLORIDA HEALTH CARE PLANS			333	100%	333
COMMUNITY HEALTH AND REHABILITATION CENTER		270	62	19%	332
PEDIATRICS IN BREVARD PA		277	54	16%	331
MIDWAY SPECIALTY CARE CENTER	3	213	114	35%	330
Life Care Center at Inverrary		321	9	3%	330
Life Care Center at Wells Crossing		309	21	6%	330
CHURCH OF SCIENTOLOGY FLAG SERVICE ORGANIZATION		327	3	1%	330
LASER & SURGERY CENTER OF THE PALM BEACHES		326	2	1%	328
PALMS REHABILITATION AND HEALTHCARE CENTER		290	38	12%	328
RIVERS FAMILY MEDICINE PA		247	81	25%	328
DEPARTMENT OF HEALTH BUREAU OF FAMILY		322	6	2%	328
ESTERO ISLAND MEDICAL CENTER		260	68	21%	328
SOUTHWEST ORLANDO FAMILY MEDICINE, PL		273	53	16%	326
MY HEALTHY BLUEPRINT BY BAPTIST HEALTH CARE		274	52	16%	326

COVID-19: testing by laboratory

Data through Mar 31, 2021 verified as of Apr 1, 2021 at 09:25 AM

Data in this report are provisional and subject to change.

The numbers in the table below represent the number of Florida and non-Florida residents for whom test results were received by the Department of Health. A person can be tested by more than one laboratory and can have both positive and negative results. **Therefore, the sum of the numbers in each column will be larger than the total number of people tested.**

Reporting lab	Inconclusive	Negative	Positive	Percent positive	Total
SILVER CREEK SENIOR LIVING COMMUNITY		321	5	2%	326
PALM BEACH PEDIATRICS PA	2	282	42	13%	326
PIONEER CLINICAL LAB, LLC		212	113	35%	325
The Care Center at Pinellas Park	1	316	8	2%	325
ARGO SENIOR LIVING AT HAVERHILL		305	20	6%	325
TAVARES PEDIATRICS		273	51	16%	324
LabCorp (Non-Interfaced)	1	127	196	60%	324
ADVANCED AMBULATORY SURGERY CENTER		311	13	4%	324
Vi at Lakeside Village Skilled Nursing		309	14	4%	323
JACKSON PLAZA NURSING & REHAB CENTER	6	309	8	2%	323
Solaris Healthcare Lake Bennet		287	36	11%	323
DELTONA HEALTH CARE		298	24	7%	322
KENNEDY PAIN CLINIC GROUP LLC		289	33	10%	322
GOOD SAMARITAN SOCIETY-DAYTONA		300	21	7%	321
BEAR CREEK NURSING CENTER		316	5	2%	321
CHEEK AND SCOTT DRUGS INC		268	52	16%	320
ST CATHERINE'S WEST REHABILITATION HOSPITAL		306	13	4%	319
PruittHealth Santa Rosa		225	94	29%	319
BIOCEPT		296	22	7%	318
REGENTS PARK OF BOCA RATON		314	3	1%	317
REHABILITATION CENTER OF LAKE CITY, THE		289	28	9%	317
Avante at Inverness		314	3	1%	317
PHYSICIANS REGIONAL WALK-IN		190	127	40%	317
PENSACOLA PEDIATRICS - PACE		304	12	4%	316
Solaris Healthcare Coconut Creek		310	6	2%	316
PALM BEACH COUNTY FIREFIGHTERS HEALTH CLINIC, LLC		266	49	16%	315
WIMAUMA COMMUNITY HEALTH CENTER		258	57	18%	315
JACKSONVILLE KIDS PEDIATRICS, PLLC		280	35	11%	315
ROSEN MEDICAL CENTER		274	41	13%	315
FAMILY CARE PARTNERS OF NE FLORIDA LLC		242	73	23%	315
MEDEXPRESS LUTZ		3	311	99%	314
ST LUCIE EMPLOYEE HEALTH & WELLNESS CENTER		308	6	2%	314
HOLLEY NAVARRE MEDICAL CLINIC		236	78	25%	314
AMERICAN FINNISH NURSING HOME	2	303	8	3%	313
AVELLINO LAB USA, INC	1	300	12	4%	313
GENESIS MEDICAL LABORATORY MIAMI FL.		83	230	73%	313
FRICKS PHARMACY		250	63	20%	313
SIGNATURE HEALTHCARE AT THE COURTYARD		266	47	15%	313
MANORCARE AT LELY PALMS		307	5	2%	312
Heartland Healthcare of Ft. Myers	1	310	1	0%	312
Life Care Center of Sarasota		298	13	4%	311
ST JAMES HEALTH AND REHABILITATION CENTER		224	86	28%	310
LUTHERAN HAVEN		300	9	3%	309
ST JUDE CHILDREN'S RESEARCH HOSPITAL		293	15	5%	308
HEATHER HILL HEALTHCARE CENTER		262	46	15%	308
SAINTS 120 LLC	1	270	34	11%	305
LAKELAND REGIONAL HEALTH SYSTEMS INC		39	266	87%	305

COVID-19: testing by laboratory

Data through Mar 31, 2021 verified as of Apr 1, 2021 at 09:25 AM

Data in this report are provisional and subject to change.

The numbers in the table below represent the number of Florida and non-Florida residents for whom test results were received by the Department of Health. A person can be tested by more than one laboratory and can have both positive and negative results. **Therefore, the sum of the numbers in each column will be larger than the total number of people tested.**

Reporting lab	Inconclusive	Negative	Positive	Percent positive	Total
CLARE BRIDGE ORMOND BEACH	1	303			304
HOMESTEAD MANOR	2	260	41	14%	303
THE VILLAGES REGIONAL HOSPITAL FREESTANDING		269	34	11%	303
The Grove Health and Rehabilitation		278	24	8%	302
Avante at St Cloud, Inc.		292	9	3%	301
LA MER NH LLC		295	5	2%	300
MANOR CARE OF NAPLES FL LLC		297	3	1%	300
TALLAHASSEE NHHI LLC	1	271	27	9%	299
HUNT CLUB PEDIATRIC ASSOCIATES, P.A.		258	41	14%	299
BOCA BIOLISTICS REFERENCE LABORATORY	2	185	112	37%	299
OSPREY LODGE		240	59	20%	299
CROSS POINTE CARE CENTER	2	290	6	2%	298
FLETCHER HEALTH AND REHABILITATION CENTER		297	1	0%	298
BUENA VISTA URGENT CARE		264	34	11%	298
BROOKDALE DESTIN		284	12	4%	296
LAKE PARK OF MADISON		285	11	4%	296
FLORIDA KEYS PEDIATRICS & ADOLESCENT CENTER		279	16	5%	295
ARCPOINT LABS OF ST PETERSBURG		209	85	29%	294
EDGEWATER AT WATERMAN VILLAGE,THE		278	16	5%	294
Avante at Orlando	1	287	6	2%	294
BAY COUNTY SHERIFFS OFFICE JAIL FACILITY		249	45	15%	294
CONSULATE HEALTH CARE OF SAFETY HARBOR		286	7	2%	293
SILVERCREST HEALTH AND REHABILITATION CENTER	3	282	8	3%	293
NORTHWEST MEDICAL CENTER CLINICAL LABORATORY		175	118	40%	293
LONGWOOD FAMILY PRACTICE		224	69	24%	293
DAYTONA BEACH HEALTH AND REHAB CENTER		291	2	1%	293
RULEME CENTER	2	263	27	9%	292
METROPOLITAN HOSPITAL CENTER		284	7	2%	291
BIOIQ		243	48	16%	291
AVON PARK PEDIATRICS INC	3	261	27	9%	291
HOSPICE OF LAKE & SUMTER INC	1	283	6	2%	290
LUIS A GHIGLINO MD PA		281	9	3%	290
BOULEVARD REHABILITATION CENTER		276	14	5%	290
LODGE HEALTH AND REHABILITATION CENTER, THE		258	32	11%	290
PALM GARDEN OF GAINESVILLE	2	285	2	1%	289
AUBURN UNIVERSITY MEDICAL CLINIC		227	62	21%	289
AMERICAN HEALTH ASSOCIATES INC	1	270	18	6%	289
ACCURATE DIAGNOSTIC LABS, INC		270	17	6%	287
TIERRA PINES CENTER		275	12	4%	287
DOCTORS MEMORIAL HOSPITAL		157	130	45%	287
SARAPATH DIAGNOSTICS		162	124	43%	286
RENAISSANCE AT THE TERRACES		284	2	1%	286
W FRANK WELLS NURSING HOME		256	29	10%	285
West Melbourne Health and Rehabilitation Center		284	1	0%	285
PERSONALIZED GENETIC TESTING	1	189	95	33%	285
AURORA DIAGNOSTICS BERNHARDT LABORATORIES PATHOLOGY SERVICE		190	93	33%	283
CENTERSTONE OF FLORIDA		261	22	8%	283

COVID-19: testing by laboratory

Data through Mar 31, 2021 verified as of Apr 1, 2021 at 09:25 AM

Data in this report are provisional and subject to change.

The numbers in the table below represent the number of Florida and non-Florida residents for whom test results were received by the Department of Health. A person can be tested by more than one laboratory and can have both positive and negative results. **Therefore, the sum of the numbers in each column will be larger than the total number of people tested.**

Reporting lab	Inconclusive	Negative	Positive	Percent positive	Total
Concordia Village of Tampa AL		277	5	2%	282
WHITE WILSON MEDICAL IMMEDIATE CARE NICEVILLE		65	217	77%	282
STERLING HOUSE OF DELAND		281	1	0%	282
MADISON FACILITY INC		278	3	1%	281
RIVERWOOD HEALTH NH LLC		242	39	14%	281
BAYA POINTE NURSING AND REHABILITATION		197	83	30%	280
Sunset Point Center		276	4	1%	280
DAVID SCOTT MADWAR MD PA□		252	28	10%	280
renaissance health and rehabilitation center		259	20	7%	279
VILLAGE PLACE NH LLC□		255	24	9%	279
Surrey Place Healthcare and Rehabilitation		277	2	1%	279
RITECARE MEDICAL CENTER		203	76	27%	279
Solaris HealthCare Imperial		271	8	3%	279
FLORIDA ATLANTIC UNIVERSITY STUDENT HEALTH		231	47	17%	278
LORI MCAULIFFE MD PA		246	32	12%	278
WESTCHESTER GARDENS LIMITED PARTNERSHIP		272	6	2%	278
Crossbreeze care center	1	274	2	1%	277
HARBOURWOOD	1	272	4	1%	277
PRUITT HEALTH-SANTA ROSA		275	2	1%	277
FLORIDA STATE HOSPITAL CLINICAL LABORATORY		275	2	1%	277
CYPRESS COVE		270	6	2%	276
HAVEN OF OUR LADY OF PEACE INC		268	8	3%	276
VILLAGES REGIONAL HOSPITAL SURGERY CENTER LLC, THE		218	58	21%	276
Rehabilitation Center for Park Place LLC		265	11	4%	276
STATMED QUICK QUALITY CLINIC AT NORTH PINELLAS		66	209	76%	275
Glades West Rehabilitation and Nursing Center		266	8	3%	274
CHIPOLA HEALTH AND REHAB		255	18	7%	273
USA HEALTH UNIVERSITY HOSPITAL CLINICAL LABORATORY	1	261	10	4%	272
NASSAU COUNTY JAIL		229	43	16%	272
WESTWOOD HEALTHCARE SNF		225	46	17%	271
MACCLENNY NURSING AND REHAB		253	18	7%	271
FOUNTAIN INN NURSING & REHABILITATION CTR, INC		265	6	2%	271
PARTICLE THEORY LABS		248	22	8%	270
PBC FIREFIGHTER BENEFIT FUND WELLNESS CENTER		225	45	17%	270
VETERANS AFFAIRS MEDICAL CENTER - MIAMI		2	268	99%	270
PREMIER PLACE AT THE GLENVIEW		261	9	3%	270
BHA TITUSVILLE CLINIC		252	17	6%	269
Chatsworth at PGA National, LLC		257	12	4%	269
ADVENT HEALTH CENTRA CARE - ORMOND BEACH		113	155	58%	268
CITY OF PORT SAINT LUCIE		247	21	8%	268
PROTEUS MOLECULAR AND CLINICAL LAB	1	155	112	42%	268
BRENTWOOD RETIREMENT COMMUNITY	5	232	31	12%	268
ADVENT HEALTH CARE CENTER	9	246	13	5%	268
APLS SERVICES LLC D/B/A CLEAR DIAGNOSTICS	12	254	2	1%	268
ARBOR FACILITY INC		264	3	1%	267
PAVILION FOR HEALTHCARE, THE		265	2	1%	267
ABBOTT LABORATORIES		166	101	38%	267

COVID-19: testing by laboratory

Data through Mar 31, 2021 verified as of Apr 1, 2021 at 09:25 AM

Data in this report are provisional and subject to change.

The numbers in the table below represent the number of Florida and non-Florida residents for whom test results were received by the Department of Health. A person can be tested by more than one laboratory and can have both positive and negative results. **Therefore, the sum of the numbers in each column will be larger than the total number of people tested.**

Reporting lab	Inconclusive	Negative	Positive	Percent positive	Total
DE LUNA HEALTH AND REHABILITATION CENTER		242	23	9%	265
LAKESIDE NEUROLOGIC		254	11	4%	265
FIRST CHOICE PRIMARY CARE		212	53	20%	265
SERANADES BY SONATA WEST ORANGE		236	29	11%	265
PONTE VEDRA GARDENS		262	1	0%	263
ORLANDO ORTHOPAEDIC OUTPATIENT SURGERY CENTER LLC		260	3	1%	263
CHIPOLA MEDICAL ASSOCIATES, LLC		186	76	29%	262
BROWARD NURSING & REHABILITATION CTR	8	240	14	5%	262
CLIFFORD CHESTER SIMS VA NURSING HOME		251	9	3%	260
CONSULATE HEALTHCARE OF KISSIMMEE		247	12	5%	259
SUNCOAST URGENT CARE		198	61	24%	259
AZALEA TRACE		245	13	5%	258
ALLIANCE PEDIATRICS PA		253	5	2%	258
FLORIDA WOMAN CARE LABORATORY LLC		232	26	10%	258
AMELIA MEDICAL CARE		106	150	59%	256
ADVENT HEALTH - ORLANDO		195	61	24%	256
Solaris Senior Living North Naples ALF		247	9	4%	256
NORTH FLORIDA PEDIATRICS - MARIANNA		216	39	15%	255
JACKSONVILLE UNIVERSITY	1	241	13	5%	255
BOND CLINIC, PA		187	67	26%	254
FORT MYERS REHABILITATION AND NURSING CENTER		228	26	10%	254
MARTIN MEMORIAL MEDICAL CENTER LAB		128	126	50%	254
SHELL POINT VILLAGE MEDICAL CENTER		246	7	3%	253
WASHINGTON REHAB AND NURSING		243	10	4%	253
STUART - FAIRGROUNDS		219	32	13%	251
JACKSONVILLE VA UNIVERSITY OPC	4	239	8	3%	251
BUREAU OF CLINICAL LABORATORIES		209	41	16%	250
FAMILY MEDICAL CARE OF PALM BEACH		190	60	24%	250
MIAMI JEWISH HEALTH SYSTEMS, INC	4	237	9	4%	250
Cross Gardens Care Center		249	1	0%	250
LAKEVIEW INTERNAL MEDICINE		189	60	24%	249
CONEY ISLAND HOSPITAL		242	7	3%	249
ST MARK VILLAGE	1	243	5	2%	249
TERRACES OF LAKE WORTH CARE CENTER		237	12	5%	249
CARRINGTON PLACE OF ST PETE LLC		242	6	2%	248
WALGREENS 10670		215	32	13%	247
KR at Hillsborough Lakes/Lutz Healthcare		237	10	4%	247
FLORIDA CLINICAL LABORATORY-BIOREFERENCE LABORATORIES		96	151	61%	247
CONCIMED LLC		223	24	10%	247
AVECINA MOBILE		121	125	51%	246
Heritage Healthcare at Tallahassee		239	7	3%	246
University Crossing		246			246
ADVENTHEALTH EXPRESS CARE AT WESLEY CH		218	28	11%	246
HEARTLAND PEDIATRICS OF LAKE PLACID PA	1	215	30	12%	246
BAYVIEW CENTER		240	5	2%	245
ROSEWOOD HEALTHCARE & REHABILITATION CENTER		239	6	2%	245
AFTER HOURS PEDIATRICS INC	1	1	242	99%	244

COVID-19: testing by laboratory

Data through Mar 31, 2021 verified as of Apr 1, 2021 at 09:25 AM

Data in this report are provisional and subject to change.

The numbers in the table below represent the number of Florida and non-Florida residents for whom test results were received by the Department of Health. A person can be tested by more than one laboratory and can have both positive and negative results. **Therefore, the sum of the numbers in each column will be larger than the total number of people tested.**

Reporting lab	Inconclusive	Negative	Positive	Percent positive	Total
Chatham Glen Healthcare and Rehabilitation Center		236	8	3%	244
MALABAR/ADVENT CENTRA CARE		48	196	80%	244
DOS OF NORTH SHORES NURSING & REHAB CENTER		243			243
LIFE HOPE LABS, LLC		238	5	2%	243
ARCHER HEALTH VENTURES, LLC		217	25	10%	242
Consulate Health Care of St. Petersburg		235	7	3%	242
SEAVIEW NURSING AND REHABILITATION CENTER		233	9	4%	242
HOMESTEAD VILLAGE		230	11	5%	241
UCC - WELLINGTON		3	238	99%	241
GOOD SAMARITAN CARES		236	5	2%	241
FELLOWSHIP HOME AT THE FAIRWAY LLC		233	7	3%	240
WHITE WILSON MEDICAL CENTER IMMEDIATE CARE		132	108	45%	240
CLARE BRIDGE OF SARASOTA		238	2	1%	240
TGH		1	239	100%	240
PALM GARDEN OF AVENTURA		236	3	1%	239
AMERICAN HOUSE SENIOR LIVING		189	50	21%	239
ORANGE COUNTY HEALTH DEPT		228	11	5%	239
220 GOLDEN, LLC	1	222	16	7%	239
SOUTHLAND SUITES OF ORMOND BEACH	4	234			238
JUPITER MEDICAL CENTER URGENT CENTER		194	43	18%	237
ST AUGUSTINE HEALTH & REHAB CENTER		235	1	0%	236
ARDEN COURTS OF TAMPA	2	229	5	2%	236
BAY TREE CARE AND REHABILITATION CENTER		197	38	16%	235
REGENTS PARK AT AVENTURA		221	14	6%	235
ELLENTON PEDIATRICS PA		221	14	6%	235
OAK HAMMOCK AT THE UNIVERSITY OF FLORIDA		229	6	3%	235
POMPANO REHABILITATION AND NURSING CTR		233			233
ATLANTIC URGENT CARE		155	78	33%	233
STERLING HOUSE OF WINTER HAVEN		229	3	1%	232
MANDARIN PEDIATRICS		210	22	9%	232
ManorCare Health Services-Palm Harbor	1	229	1	0%	231
EDGEWOOD NURSING CENTER		221	10	4%	231
Orchid Cove at Sarasota		230	1	0%	231
HOLISTIC PEDIATRICS GROUP LLC		210	21	9%	231
LYNN HAVEN SPORTS COMPLEX-WALKON CLINIC		21	209	91%	230
Lake Port Square Health Center		212	17	7%	229
ST ANTHONYS REHABILITATION HOSPITAL	9	218	2	1%	229
ST VINCENT'S AMBULATORY CARE INC DBA	2	196	31	14%	229
CCS - JOSEPH V CONTE		226	2	1%	228
MIAMI CEREBRAL PALSY RESIDENTIAL		227	1	0%	228
AVANTE AT ORMOND BEACH INC		221	6	3%	227
SURREY PLACE CARE CENTER		219	7	3%	226
PARKS HEALTHCARE & REHABILITATION CTR	4	211	11	5%	226
PADDOCK RIDGE		223	3	1%	226
Lakewood Nursing Center		197	29	13%	226
VI AT BENTLEY VILLAGE HOME CARE		225	1	0%	226
SIGNATURE HEALTHCARE OF ORANGE PARK		223	3	1%	226

COVID-19: testing by laboratory

Data through Mar 31, 2021 verified as of Apr 1, 2021 at 09:25 AM

Data in this report are provisional and subject to change.

The numbers in the table below represent the number of Florida and non-Florida residents for whom test results were received by the Department of Health. A person can be tested by more than one laboratory and can have both positive and negative results. **Therefore, the sum of the numbers in each column will be larger than the total number of people tested.**

Reporting lab	Inconclusive	Negative	Positive	Percent positive	Total
EVENT MED SERVICES LABORATORY		221	5	2%	226
SAMIR EBEID MD		203	23	10%	226
HOSPICE OF ST FRANCIS INC□		219	7	3%	226
ASCENSION MEDICAL GROUP		5	220	98%	225
THE RESIDENCE AT TIMBER PINES	4	196	25	11%	225
FORT PIERCE HEALTH CARE		217	7	3%	224
DISCOVERY VILLAGE AT MELBOURNE		197	27	12%	224
BARTRAM CROSSING		224			224
OAKBROOK HEALTH AND REHABILITATION CENTER	1	209	14	6%	224
MARTIN ACQUISITION 1 LLC DBA		209	14	6%	223
WIREGRASS DIRECT PRIMARY CARE PLLC□		190	33	15%	223
LEHIGH VALLEY GENOMICS			223	100%	223
BAPTIST HEALTH SOUTH FLORIDA - WEST BOCA URGENT CARE		177	46	21%	223
LCS SANDHILL COVE LLC DBA	6	208	9	4%	223
PINNACLES PEDS CARE PA		222			222
NORTH FLORIDA PEDIATRICS PA - DUVAL		193	29	13%	222
MORSELIFE MEMORY CARE RESIDENCE		211	9	4%	220
Signature healthcare of Jacksonville		215	5	2%	220
ADVENT HEALTH - LAKE NONA		191	29	13%	220
CONCORD LIFE SCIENCES LLC	2	201	17	8%	220
NSPIRE HEALTHCARE LAUDERHILL		214	6	3%	220
ST JOSEPH'S HOSPITAL LABORATORY			220	100%	220
DOCTORS MEMORIAL FAMILY MEDICINE	2	151	66	30%	219
WOOD LAKE HEALTH AND REHABILITATION CENTER		219			219
CORAL REEF NURSING & REHABILITATION CENTER		213	6	3%	219
ANGELS DIAGNOSTIC GROUP		174	45	21%	219
Boynnton Beach Rehabilitation Center	2	213	4	2%	219
ADVENT HEALTH CENTRA CARE - DAYTONA BEACH		94	124	57%	218
IMA MEDICAL GROUP		150	68	31%	218
CORAL GABLES NURSING & REHABILITATION CENTER		207	10	5%	217
THE MANOR AT CARPENTERS		185	32	15%	217
VETERANS AFFAIRS ORLANDO VA MEDICAL CENTER			217	100%	217
BORLAND GROOVER CLINIC	1	179	37	17%	217
ST. CLOUD REGIONAL MEDICAL CENTER		199	18	8%	217
COLONY CLUB ALF,THE	1	203	13	6%	217
LAKE PORT SQUARE		200	17	8%	217
LAKESIDE HEALTH CENTER		216			216
BROOKDALE ATRIM WAY		210	6	3%	216
SUPERIOR RESIDENCES OF PANAMA CITY BEACH		209	6	3%	215
GATEWAY/ADVENT CENTRA CARE	1	24	190	88%	215
CHILDREN MED CARE INC		182	33	15%	215
EXPERTUS LABORATORIES INC		142	73	34%	215
MEDICAL CONSULTANTS OF FLORIDA LLC	1	181	33	15%	215
Avante at Lake Worth, Inc.		213	2	1%	215
CONSULATE HEALTH CARE OF MELBOURNE		210	5	2%	215
BAPTIST HEALTH URGENT CARE AT PLANTATION		175	40	19%	215
KEY LARGO - LARGO CARGO		193	21	10%	214

COVID-19: testing by laboratory

Data through Mar 31, 2021 verified as of Apr 1, 2021 at 09:25 AM

Data in this report are provisional and subject to change.

The numbers in the table below represent the number of Florida and non-Florida residents for whom test results were received by the Department of Health. A person can be tested by more than one laboratory and can have both positive and negative results. **Therefore, the sum of the numbers in each column will be larger than the total number of people tested.**

Reporting lab	Inconclusive	Negative	Positive	Percent positive	Total
BLOCK, NATION, CHASE, AND SMOLEN FAMILY MEDICINE		157	57	27%	214
SPRINGS AT LAKE POINTE WOODS		211	2	1%	213
INN AT ASTON GARDENS, THE		205	8	4%	213
Consulate Healthcare of West Palm Beach		197	16	8%	213
PATHWAY PHARMACY		177	36	17%	213
SANDY PINES	2	189	21	10%	212
Bayside Health and Rehabilitation		181	31	15%	212
San Jose Health & Rehabilitation		206	6	3%	212
POCONO MEDICAL CENTER		212			212
CONSULATE HEALTH CARE OF WINTER HAVEN		209	3	1%	212
GUEST HOUSE OCALA, THE		205	7	3%	212
FLAGLER COUNTY DETENTION CENTER		200	12	6%	212
LIFE CARE CENTER OF PORT ST. LUCIE		200	12	6%	212
SUNRISE DIAGNOSTIC LABORATORY		158	53	25%	211
Avante at Melbourne		207	4	2%	211
BODYK		207	4	2%	211
MACTOWN, INC		209	2	1%	211
Taylor Care Center		206	5	2%	211
SOLARIS SENIOR LIVING VERO BEACH		202	8	4%	210
BAY VUE NURSING AND REHABILITATION CENTER		200	10	5%	210
CCS - PAUL REIN DETENTION FACILITY		144	66	31%	210
HEALTH FIRST - HOLMES REGIONAL MEDICAL CENTER		32	178	85%	210
Royal Oaks Nursing and Rehab		209	1	0%	210
QUICK CARE MED LLC	1	157	52	25%	210
GOOD SAMARITAN SOCIETY OF DELAND		199	11	5%	210
Whispering Oaks	11	175	23	11%	209
KINDRED HOSPITAL THE PALM BEACHES		204	5	2%	209
The Palace Nursing and Rehabilitation Center		209			209
Nspire Health Care Kendall		199	10	5%	209
Flagler Health and Rehabilitation		205	3	1%	208
FULGENT GENETICS	2	166	40	19%	208
PALMS MEDICAL GROUP HIGH SPRINGS		174	34	16%	208
ST PETERSBURG PEDIATRICS-EAST BAY	1	172	34	16%	207
ARDEN COURTS OF SEMINOLE		165	41	20%	206
MATHISON RETIREMENT COMMUNITY, INC	1	197	8	4%	206
The Waterford		203	3	1%	206
MILLENNIUM PHYSICIAN GROUP LLC		179	26	13%	205
PINELLAS CARE CENTER		171	34	17%	205
Cross Terrace REhabilitation		203	2	1%	205
Sunnyside Nursing Home		202	3	1%	205
PCB CLINIC		159	45	22%	204
ADVANCED MEDICAL GROUP		1	203	100%	204
FLORIDA HEALTH CARE PLAN INC		2	202	99%	204
HIGHLANDS URGENT CARE			204	100%	204
DISCOVERY VILLAGE AT NAPLES		187	17	8%	204
GLENRIDGE ON PALMER RANCH,THE		195	8	4%	203
FARAH MEDICAL		189	14	7%	203

COVID-19: testing by laboratory

Data through Mar 31, 2021 verified as of Apr 1, 2021 at 09:25 AM

Data in this report are provisional and subject to change.

The numbers in the table below represent the number of Florida and non-Florida residents for whom test results were received by the Department of Health. A person can be tested by more than one laboratory and can have both positive and negative results. **Therefore, the sum of the numbers in each column will be larger than the total number of people tested.**

Reporting lab	Inconclusive	Negative	Positive	Percent positive	Total
PATHGROUP LABS LLC		97	106	52%	203
BROOKDALE OF SPRING HILL	9	192	2	1%	203
JUPITER MEDICAL CENTER URGENT CARE - STUART		151	51	25%	202
POLK COUNTY HEALTH DEPARTMENT		178	24	12%	202
ADVENT HEALTH CENTRA CARE - APOPKA NORTH		172	30	15%	202
UNIVERSITY OF MIAMI		73	129	64%	202
Governors Creek Health and Rehabilitation	1	198	2	1%	201
VAMC WEST PALM LAB		5	196	98%	201
BRADEN RIVER REHABILITATION CENTER LLC		200	1	0%	201
HIALEAH SHORES NURSING AND REHAB CENTER		193	8	4%	201
PALM HARBOR FAMILY PRACTICE & WALK-IN		154	47	23%	201
BOCA RATON REHABILITATION CENTER	4	192	4	2%	200
HERITAGE HEALTHCARE AND REHABILITATION CENTER		195	5	3%	200
NEW YORK CITY DEPARTMENT OF HEALTH & MENTAL		165	34	17%	199
ADVENT HEALTH - CARROLLWOOD	4	169	26	13%	199
LAKE VIEW CARE CENTER AT DELRAY		193	6	3%	199
LAUREL POINT CARE ACQUISITION LLC DBA SANDGATE GARDENS REHAB AND NURSI		171	27	14%	198
TUSCAN GARDENS OF PALM COAST		193	5	3%	198
AVANTE OF BOCA RATON		198			198
GRACE PEDIATRICS		167	31	16%	198
DEPARTMENT OF HEALTH & HUMAN SERVICES		198			198
MIRACLE HILL NURSING & REHABILITATION CENTER INC		191	6	3%	197
KENILWORTH CARE & REHABILITATION CENTER		183	14	7%	197
AMA MEDICAL GROUP LLC		164	32	16%	196
NO FLORIDA PEDIATRICS, PA		169	27	14%	196
CARENOW LAKE MARY		45	151	77%	196
ABBIEJEAN RUSSELL CARE CENTER		195	1	1%	196
LABCORP BURLINGTON		148	48	24%	196
MEDICATION ROOMS-CSU/CI NURSE STATION	1	183	11	6%	195
Heritage Park Rehabilitation & Healthcare		177	18	9%	195
life Care Center of Melbourne		178	17	9%	195
TARPON POINT NURSING AND REHABILITATION CENTER		192	3	2%	195
BRUCE S WEST MD	1	192	1	1%	194
BEACON AT GULF BREEZE, THE	2	181	11	6%	194
PATRIOT MEDICAL LABORATORIES		185	8	4%	193
ALLSOUTH URGENT CARE		25	168	87%	193
MARION AND BERNARD L SAMSON NURSING CENTER		189	4	2%	193
SARNO EXTENDED HOURS		124	69	36%	193
LAB CORP	1	112	79	41%	192
STAR CARE		164	28	15%	192
CYPRESS POINT LIVING, LLC		177	15	8%	192
FINLAY CLINICAL LABORATORY INC	1	39	152	79%	192
PARK MEADOWS HEALTH AND REHABILITATION CENTER		191			191
BARKLEY PLACE	1	186	4	2%	191
HEALTH LINK DIAGNOSTIC LABORATORIES		182	9	5%	191
HOSPITAL FOR SPECIAL SURGERY		188	3	2%	191
INNOVATIVE GENOMICS, LLC		159	31	16%	190

COVID-19: testing by laboratory

Data through Mar 31, 2021 verified as of Apr 1, 2021 at 09:25 AM

Data in this report are provisional and subject to change.

The numbers in the table below represent the number of Florida and non-Florida residents for whom test results were received by the Department of Health. A person can be tested by more than one laboratory and can have both positive and negative results. **Therefore, the sum of the numbers in each column will be larger than the total number of people tested.**

Reporting lab	Inconclusive	Negative	Positive	Percent positive	Total
WALGREENS 4915	1	170	19	10%	190
CRYSTAL RIVER HEALTH & REHAB		189	1	1%	190
The Ponce Therapy Care Center		186	4	2%	190
THE PLAYERS CHAMPIONSHIP		190			190
NEO GENOMICS - FORT MYERS	1	183	6	3%	190
COLLIER PHARMACY		154	36	19%	190
SENIOR LIVING VII TAMPA LLC	1	179	9	5%	189
RIVERWOOD CENTER,THE		179	10	5%	189
YOUR FAMILY WALK-IN CLINIC		13	176	93%	189
FIRST CHOICE PEDIATRICS SEMORAN		98	91	48%	189
WOMEN'S CARE FLORIDA LABORATORY		183	5	3%	188
VIERA MANOR ASSISTED LIVING RESIDENCE		181	7	4%	188
LEESBURG PEDIATRICS		161	27	14%	188
OCEAN REEF MEDICAL CENTER		150	38	20%	188
GULF COAST MEDICAL CENTER		182	5	3%	187
SOUTH BALDWIN REGIONAL MEDICAL CENTER		175	12	6%	187
MIAMI VA HEALTHCARE SYSTEM			187	100%	187
MIDWAY PRIMARY CARE, LLC	11	103	73	39%	187
PLANTATION NURSING & REHAB CENTER		187			187
CSL PLASMA		31	155	83%	186
ANTHEM LAKES LLC		151	35	19%	186
WORKPLACE SCREENING INTELLIGENCE			185	100%	185
ADVENT		172	13	7%	185
A PLUS PEDIATRICS		162	23	12%	185
JACKSONVILLE NURSING AND REHAB CENTER		177	8	4%	185
NIGHT LITE PEDIATRICS WINTER GARDEN		144	41	22%	185
GEORGE SAFRAN MD PC		172	13	7%	185
Jacaranda Manor		184	1	1%	185
FLORIDA DEPARTMENT OF HEALTH IN TAYLOR COUNTY	1	140	43	23%	184
BAPTIST HEALTH PRIMARY CARE	1	134	49	27%	184
EDWARD J HEALEY REHAB & NURSING CENTER		184			184
GEORGIA DEPARTMENT OF PUBLIC HEALTH	1	5	178	97%	184
ST. JAMES BAY HEALTH AND REHABILITATION CENTER		183	1	1%	184
CANTERFIELD OF CLAY COUNTY		146	38	21%	184
Life Care Center of Altamonte Springs		157	27	15%	184
ZON BEACHSIDE LLC		147	37	20%	184
PEDIATRIC SPECIALISTS MEDICAL GROUP	1	166	16	9%	183
TUSCAN GARDENS OF VENETIA MANAGEMENT COMPANY		169	14	8%	183
PHYSICIANS REGIONAL MEDICAL CENTER - PINE RIDGE		20	163	89%	183
ADVENT HEALTH CENTRA CARE - WESLEY CHAPEL		13	170	93%	183
US MEDICAL CARE, INC		162	21	11%	183
Sunrise Health and Rehabilitation Center		175	8	4%	183
HAWKINS FAMILY MEDICINE LLC	1	130	51	28%	182
CARE CENTERS OF NASSAU		179	3	2%	182
GLADES HEALTH CARE CENTER		179	3	2%	182
RIVERSIDE RECOVERY OF TAMPA		181	1	1%	182
BROOKDALE ORANGE PARK		181	1	1%	182

COVID-19: testing by laboratory

Data through Mar 31, 2021 verified as of Apr 1, 2021 at 09:25 AM

Data in this report are provisional and subject to change.

The numbers in the table below represent the number of Florida and non-Florida residents for whom test results were received by the Department of Health. A person can be tested by more than one laboratory and can have both positive and negative results. **Therefore, the sum of the numbers in each column will be larger than the total number of people tested.**

Reporting lab	Inconclusive	Negative	Positive	Percent positive	Total
WILLISTON PEDIATRICS PA	1	151	30	16%	182
JUNO DERMATOLOGY LLC		164	17	9%	181
ARDEN COURTS OF DELRAY BEACH FL LLC	3	168	10	6%	181
NADAL PEDIATRICS - VICTORIA STREET (3385)		153	28	15%	181
Emory L Bennett State Veterans Nursing Home		178	3	2%	181
PRIMECARE OF DOTHAN		127	54	30%	181
ESCAMBIA COUNTY JAIL DETENTION DIVISION		175	5	3%	180
STERLING HOUSE OF PUNTA GORDA		179	1	1%	180
SUMMERFIELD EMERGENCY ROOM		136	44	24%	180
SUNLIFE PHARMACY		156	23	13%	179
SUNY UPSTATE MEDICAL UNIVERSITY		164	15	8%	179
ARDEN COURTS OF LARGO FL, LLC		157	22	12%	179
ENCOMPASS HEALTH REHABILITATION OF SEA PINES		178	1	1%	179
SACRED HEART HEALTH SYSTEM INC		146	33	18%	179
EXOSOME DIAGNOSTICS	1	158	19	11%	178
ADVENT HEALTH CENTRA CARE - CARROLLWOOD		5	172	97%	177
ROSECASTLE OF CITRUS		147	30	17%	177
ALL SEASONS NAPLES LLC		172	5	3%	177
PEDIATRICS OF GREATER ORLANDO		153	24	14%	177
FLORIDA DEPARTMENT OF HEALTH IN ALACHUA COUNTY -		162	14	8%	176
ARDEN COURTS OF FORT MYERS		170	6	3%	176
CANTERFIELD OF OCALA, LLC		165	11	6%	176
GENE BY GENE		61	115	65%	176
BENDERSON FAMILY SKILLED NURSING AND		158	17	10%	175
NORTH FLORIDA INTERNAL MEDICINE PA		141	34	19%	175
BONITA PHARMACY		156	19	11%	175
ORLANDO HEALTH EMERGENCY DEPARTMENT		163	12	7%	175
ANCHOR CARE AND REHABILITATION CENTER		173	1	1%	174
ROSECASTLE OF ZEPHRHILLS		171	3	2%	174
ASTON GARDENS AT PELICAN MARSH		169	5	3%	174
The Inn at Sarasota Bay Club		172	2	1%	174
MID FLORIDA PATHOLOGY LLC MOBILE UNIT #4		120	53	31%	173
LAKE REGIONAL URGENT CARE		11	162	94%	173
HUNT CLUB PEDIATRIC ASSOCIATES PA		108	65	38%	173
DOLPHIN POINTE HEALTH CARE LLC		153	20	12%	173
BRIGHTON EGGERT PHARMACY INC		166	7	4%	173
VILLA MARIA WEST SKILLED NURSING FACILITY		166	7	4%	173
CAREATC CITY OF TAMPA	2	142	29	17%	173
HEALTHPOINT MED GRP OF THE EMERALD COAST LLC		138	34	20%	172
CENTRAL FLORIDA HEALTHCARE GROUP LLC		151	21	12%	172
BAY EDUCATORS WELLNESS CENTER		115	57	33%	172
FORT WALTON REHABILITATION CENTER		133	39	23%	172
MCW MENTAL HEALTH LLC		168	4	2%	172
BROOKDALE FORT MYERS THE COLONY		167	4	2%	171
MOBILE INFIRMARY MED CENTER PATH LAB		156	15	9%	171
ADVENT HEALTH - PALM HARBOR ER		135	36	21%	171
PEACHTREE IMMEDIATE CARE		139	31	18%	170

COVID-19: testing by laboratory

Data through Mar 31, 2021 verified as of Apr 1, 2021 at 09:25 AM

Data in this report are provisional and subject to change.

The numbers in the table below represent the number of Florida and non-Florida residents for whom test results were received by the Department of Health. A person can be tested by more than one laboratory and can have both positive and negative results. **Therefore, the sum of the numbers in each column will be larger than the total number of people tested.**

Reporting lab	Inconclusive	Negative	Positive	Percent positive	Total
VILLAGE PEDIATRICS LLC		142	28	16%	170
HIGHLANDS LAKE CENTER		165	5	3%	170
URGENT CARE OF THE PALM BEACHES, NORTH PALM BEACH			170	100%	170
Life Care Center of Orlando		164	5	3%	169
SUWANNEE VALLEY NURSING CENTER		155	14	8%	169
PROFESSIONAL URGENT CARE SERVICES		131	38	22%	169
NADAL PEDIATRICS		136	32	19%	168
NAIA		167	1	1%	168
PANAMA CITY DEVELOPMENTAL CENTER□		168			168
AMERICAN FAMILY MEDICAL LLC		126	41	25%	167
OSPREY VILLAGE AT AMELIA ISLAND LTD		157	10	6%	167
ADVENT HEALTH CENTRA CARE - TEMPLE TERRACE	1	103	63	38%	167
COASTAL INTERNAL MEDICINE		129	38	23%	167
CHARTER SENIOR LIVING OF PANAMA CITY BEACH		145	21	13%	166
MEADOWCREST FAMILY PHYSICIANS		97	69	42%	166
FINNISH AMERICAN REST HOME-ALF		163	2	1%	165
THE ARLINGTON OF NAPLES INC.		162	3	2%	165
CITRUS HEALTH AND REHAB		132	33	20%	165
CAYUGA MEDICAL CENTER AT ITHACA		160	5	3%	165
REGENCY PARK		147	18	11%	165
Hampton Court Nursing and Rehabilitation Center		163	2	1%	165
LAKEVIEW TERRACE RETIREMENT COMMUNITY		147	17	10%	164
WOODBRIIDGE FACILITY INC		159	5	3%	164
TERRACE AT HOBE SOUND, THE	1	154	9	5%	164
NORTH BEACH REHABILITATION CENTER		162	2	1%	164
NAPHCARE, INC AT MANATEE COUNTY JAIL		139	25	15%	164
VIPEDIATRICS PLLC		148	15	9%	163
WESLEY HAVEN VILLA	1	128	34	21%	163
TRI COUNTY NURSING HOME		162	1	1%	163
PRECISION GENETICS, INC		157	6	4%	163
BRADENTON HEALTH CARE		163			163
VITAS HEALTHCARE CORPORATION OF FL		148	15	9%	163
EAST NEW YORK DIAGNOSTIC AND TREATMENT		154	9	6%	163
WEST COAST FAMILY MEDICAL CARE		128	34	21%	162
Kindred Hospital South Florida Hollywood SNU		155	7	4%	162
SOMERBY LAKE NONA		154	7	4%	161
AMERICAN RESEARCH LABS		151	10	6%	161
ABSOLUTE HEALTH INTERNAL MEDICINE AND PEDIATRICS		141	19	12%	160
KRYSTAL BAY NURSING AND REHABILITATION		154	6	4%	160
GREENBRIAR REHABILITATION AND NURSING CENTER	1	159			160
ARCADIA HEALTH AND REHABILITATION CENTER		100	60	38%	160
KEYSTONE REHAB		160			160
BROOKDALE PENSACOLA		158	1	1%	159
QUALITY URGENT CARE AND WELLNESS PL	3	114	42	26%	159
DESOTO PALMS ALF		153	5	3%	158
RITE MEDICAL CARE PC		156	2	1%	158
RDV SPORTSPLEX PEDIATRICS		130	28	18%	158

COVID-19: testing by laboratory

Data through Mar 31, 2021 verified as of Apr 1, 2021 at 09:25 AM

Data in this report are provisional and subject to change.

The numbers in the table below represent the number of Florida and non-Florida residents for whom test results were received by the Department of Health. A person can be tested by more than one laboratory and can have both positive and negative results. **Therefore, the sum of the numbers in each column will be larger than the total number of people tested.**

Reporting lab	Inconclusive	Negative	Positive	Percent positive	Total
WUESTHOFF REF LABORATORY			158	100%	158
QUEENS HOSPITAL CENTER	1	146	10	6%	157
DOCTORS MEMORIAL FAMILY PRACTICE	2	119	36	23%	157
FHMG-FLORIDA HOSPITAL MEDICAL GROUP		131	25	16%	156
Englewood Healthcare and Rehab		141	15	10%	156
TIMBERRIDGE NURSING HOME & REHAB		123	33	21%	156
PENSACOLA PEDIATRICS MILTON		144	12	8%	156
NORTH PORT REHABILITATION AND NURSING CENTER□		155	1	1%	156
BVM THE BRIDGES LLC		156			156
PEDIATRICS IN BREVARD PA- ROCKLEDGE		118	37	24%	155
POINTE, THE		127	28	18%	155
NO FLORIDA PEDIATRICS, PA - BRADFORD		126	29	19%	155
WILTON MANORS HEALTH & REHABILITATION CENTER		146	9	6%	155
EMBRY RIDDLE AERONAUTICAL UNIVERSITY HEALTH SERVICES		1	154	99%	155
FIRST CHOICE PEDIATRICS INC		141	14	9%	155
COCOA BEACH/ADVENT CENTRA		41	114	74%	155
ALL FLORIDA FAMILY AND SPORTS MEDICINE		134	21	14%	155
PROVIDENCE HOSPITAL LABORATORY		146	8	5%	154
PALMETTTO FACILITY INC	1	153			154
DIAMOND RIDGE		147	7	5%	154
PRUITT HEALTH		152	2	1%	154
FAWCETT MEMORIAL HOSPITAL-LAB		39	115	75%	154
WRIGHTS HEALTH CARE AND REHABILITATION CENTER		123	30	20%	153
BROOKDALE BONITA SPRINGS		152	1	1%	153
TUSCAN ISLE CHAMPIONSGATE OP CO LLC		150	2	1%	152
BENTON HOUSE AT OAKLEAF		122	30	20%	152
JACKSON COUNTY HEALTH DEPARTMENT		105	47	31%	152
GRAVITY DIAGNOSTICS		56	96	63%	152
SUNNY HILLS ALF OF SEBRING INC		140	12	8%	152
GULFCOAST PEDIATRICS		143	9	6%	152
Madison Health and Rehabilitation Center		115	36	24%	151
D PEDIATRICS		134	17	11%	151
CLERMONT URGENT CARE			151	100%	151
VIERA DEL MAR HEALTH AND REHABILITATION CENTER		147	4	3%	151
PHYSICIAN PARTNERS PERRY		87	64	42%	151
NAVARRE GARDENS LLC		126	25	17%	151
REFUAH HEALTH CENTER LABORATORY		143	7	5%	150
The Crossroads		149	1	1%	150
CORE BIO LABS		76	74	49%	150
LIFE BRITE		134	16	11%	150
LABORATORY OF FLORIDA		97	53	35%	150
F&T MEDICAL RESEARCH, INC		149			149
LAKE WALES OPERATING GROUP LLC		144	5	3%	149
GOLD CHOICE SENIOR COMMUNITIES		109	40	27%	149
ADVENTHEALTH HOSPICE CARE CENTRAL FLORIDA		145	4	3%	149
FLORIDA HEALTH CARE PLANS INC		2	147	99%	149
PRECISION HEALTH RESOURCES, LLC	1	133	15	10%	149

COVID-19: testing by laboratory

Data through Mar 31, 2021 verified as of Apr 1, 2021 at 09:25 AM

Data in this report are provisional and subject to change.

The numbers in the table below represent the number of Florida and non-Florida residents for whom test results were received by the Department of Health. A person can be tested by more than one laboratory and can have both positive and negative results. **Therefore, the sum of the numbers in each column will be larger than the total number of people tested.**

Reporting lab	Inconclusive	Negative	Positive	Percent positive	Total
MILLENNIUM LAB SERVICES			148	100%	148
CRANE CENTER		117	31	21%	148
WALGREENS 6221		131	17	11%	148
SEAGRASS VILLAGE FLEMING ISLAND		110	37	25%	147
PALM BEACH COUNTY HEALTH DEPT LAB	4	137	6	4%	147
MACKOUL PEDIATRICS FORT MYERS		130	17	12%	147
CHERRY OAK PALM BEACH COUNTY		139	8	5%	147
SONATA COCONUT CREEK	2	122	23	16%	147
CROSSWINDS HEALTH AND REHABILITATION CENTER	1	144	2	1%	147
KINDRED HOSPITAL MELBOURNE	1	141	5	3%	147
ALLCARE MEDICAL CENTERS PC		122	24	16%	146
Quail Run Health Care Center		146			146
CLEARWATER STATMED QUICK QUALITY CLINICS		42	104	71%	146
BOSTON RED SOX CLUB LP		144	2	1%	146
Lehigh Acres Health and Rehabilitation		134	11	8%	145
TGH URGENT CARE – SEMINOLE			145	100%	145
BROOKDALE CAPE CORAL		145			145
JEFFERSON COUNTY HEALTH DEPARTMENT-MONTICELLO		114	31	21%	145
REGENCY CARE OF BLOUNTSTOWN LLC		135	10	7%	145
AMERICAN HOUSE COCONUT POINT		127	18	12%	145
FAMILY EXTENDED CARE OF CENTRAL TAMPA		127	18	12%	145
WEDGEWOOD HEALTHCARE CENTER		93	52	36%	145
MAINSTREAM DIAGNOSTIC LABORATORY LLC		125	20	14%	145
ADVENTHEALTH CENTRA CARE PONCIANA	1	81	62	43%	144
HEARTLAND HEALTHCARE AND REHAB CENTER		122	22	15%	144
NCRNC INC		140	4	3%	144
Peninsula Care and Rehab		132	12	8%	144
JEFFERY WEINZWEIG		2	141	99%	143
DAYSPRING VILLAGE		121	22	15%	143
TRADITION MEDICAL CENTER LABORATORY		54	88	62%	142
APOLLO HEALTH & REHABILITATION		136	6	4%	142
FLORIDA MEDICAL CLINIC LLC		82	60	42%	142
CVS		40	102	72%	142
OAKHURST CENTER		135	7	5%	142
Nemours Children's Urgent Care		80	62	44%	142
ISLAND HEALTH AND REHABILITATION CENTER		140	1	1%	141
PEDIATRIC ASSOCIATES AT ARGYLE PA		135	6	4%	141
NOVARI CARE LLC		97	44	31%	141
KINDRED HOSPITAL - SOUTH FLORIDA		138	3	2%	141
UNITED CLINICAL LABORATORIES		132	9	6%	141
PROMPT CARE OF CENTRAL FLORIDA			141	100%	141
MEASE COUNTRYSIDE HOSPITAL		1	140	99%	141
PROVISTA DIAGNOSTICS, INC		138	3	2%	141
OAKS OF KISSIMMEE HEALTH AND REHABILITATION CENTER		138	3	2%	141
PORT ST LUCIE REHABILITATION AND HEALTHCARE		98	43	30%	141
JPR URGENT MEDICAL CARE		136	4	3%	140
ADVENTHEALTH MEDICAL GROUP FAMILY MEDICINE AT		109	31	22%	140

COVID-19: testing by laboratory

Data through Mar 31, 2021 verified as of Apr 1, 2021 at 09:25 AM

Data in this report are provisional and subject to change.

The numbers in the table below represent the number of Florida and non-Florida residents for whom test results were received by the Department of Health. A person can be tested by more than one laboratory and can have both positive and negative results. **Therefore, the sum of the numbers in each column will be larger than the total number of people tested.**

Reporting lab	Inconclusive	Negative	Positive	Percent positive	Total
GATEWAY CARE CENTER		139	1	1%	140
CLINICA HISPANA		1	139	99%	140
DB MD		124	16	11%	140
SHC College Park		138	1	1%	139
RAPID RELIABLE TESTING NY LLC		130	9	6%	139
GRAND OAKS HEALTH & REHABILITATION		138	1	1%	139
Gulf Coast Healthcare (Longwood Health and Rehab		118	21	15%	139
ADVENT HEALTH CENTRA CARE - DELAND		28	110	80%	138
LabCorp L#09258090 M#09258105		74	64	46%	138
GATTOLINE ENTERPRISES, INC. DBA FAMILY CARE PHARMACY		113	25	18%	138
FAWCETT MEMORIAL HOSPITAL LABORATORY			138	100%	138
WINDSOR OF LAKEWOOD RANCH,THE		136	2	1%	138
SMILEY MEDICAL GROUP		108	30	22%	138
AHEC CLINIC		8	130	94%	138
CARENOW URGENT CARE - LAKE MARY			138	100%	138
AMERICAN PATHOLOGY PARTNERS		136	2	1%	138
CITRUS MEMORIAL HOSPITAL			138	100%	138
ADVENT HEALTH CENTRA CARE - CITRUS PARK		9	129	93%	138
MANOR AT BLUEWATER BAY		131	6	4%	137
KINDRED HOSPITAL SOUTH FLORIDA		119	18	13%	137
MV MEDICAL PRACTICE DBA PRIMARY URGENT CARE		130	7	5%	137
PPC-LAB EDI ORCHARD BI		129	8	6%	137
Centre Pointe Health and Rehabilitation Center		126	11	8%	137
SPRING HAVEN RETIREMENT	1	133	3	2%	137
DOCTOR'S IN HOUSE LABORATORY		18	119	87%	137
SONATA DELRAY BEACH		125	11	8%	136
MANOR CARE OF PALM HARBOR		135	1	1%	136
ADVENT HEALTH CENTRA CARE - ORANGE CITY	1	53	82	60%	136
LONGWOOD HEALTH AND REHABILITATION CENTER		124	12	9%	136
HAZELDEN FLORIDA	1	130	5	4%	136
CLARE BRIDGE OF CAPE CORAL	1	135			136
DAYSPRING SENIOR LIVING LLC		134	2	1%	136
WALTON PLACE		136			136
LIFE CARE CENTER OF JACKSONVILLE		115	21	15%	136
IRL MARKET LAB ALACHUA		104	31	23%	135
SONATA WEST		133	2	1%	135
CARE RESOURCE COMMUNITY HEALTH CENTERS INC		129	6	4%	135
PEDIATRIC CARE CENTER		135			135
MED COMP SCIENCES		1	134	99%	135
AMERICAN ESOTERIC LAB-BIRMINGHAM		132	3	2%	135
HOSPICE OF THE TREASURE COAST		129	5	4%	134
STEWART MEDICAL GROUP		34	100	75%	134
BAYCARE HEALTH SYSTEMS		3	131	98%	134
Lakeside Nursing and Rehabilitation Center	1	108	25	19%	134
ADVANCED MEDICAL CENTER		86	48	36%	134
WILLOWBROOKE COURT AT ST ANDREWS ESTATES		129	5	4%	134
SOUTH CAMPUS FACILITY INC		122	11	8%	133

COVID-19: testing by laboratory

Data through Mar 31, 2021 verified as of Apr 1, 2021 at 09:25 AM

Data in this report are provisional and subject to change.

The numbers in the table below represent the number of Florida and non-Florida residents for whom test results were received by the Department of Health. A person can be tested by more than one laboratory and can have both positive and negative results. **Therefore, the sum of the numbers in each column will be larger than the total number of people tested.**

Reporting lab	Inconclusive	Negative	Positive	Percent positive	Total
ARIZONA DEPARTMENT OF HEALTH SERVICES		5	127	96%	132
ESCAMBIA COUNTY JAIL	1	104	27	20%	132
MINUTECLINIC DIAGNOSTIC		125	7	5%	132
AMERICAN HOUSE-BONITA SPRINGS□		131	1	1%	132
WALGREENS #06012		116	16	12%	132
THE REHABILITATION CENTER OF LAKE CITY		127	5	4%	132
RESEARCH CENTERS OF AMERICA, LLC		109	23	17%	132
ATMORE COMMUNITY HOSPITAL LABORATORY		105	27	20%	132
FOUNTAINS OF HOPE LLC, THE		130	1	1%	131
CENTRACARE		17	114	87%	131
THE WELLNESS CENTER AT LAKEWOOD RANCH		43	88	67%	131
HARBORCHASE OF VERO BEACH	1	115	15	11%	131
BARBARA O'REILLY MD PA		127	4	3%	131
GARDENS HEALTH NH LLC		128	3	2%	131
INTEGRATED REGIONAL LABORATORIES		119	12	9%	131
LAKELAND REGIONAL HEALTH LAKE MIRIAM	2	87	42	32%	131
SEMINOLE TRIBE OF FLORIDA		105	25	19%	130
MOOSEHAVEN LIFE CARE CENTER		130			130
CHARLES CROFT MD	1	127	1	1%	129
SONNIS PEDIATRICS PA		116	13	10%	129
TRI-COUNTY NURSING HOME		117	12	9%	129
WILLOW BROOKE COURT AT AZALEA TRACE		128	1	1%	129
MINUTECLINIC DIAGNOSTIC OF TEXAS, LLC		115	14	11%	129
VITAS HEALTHCARE		119	10	8%	129
BMHSI-AEL MICROBIOLOGY LABORATORY	2	102	25	19%	129
AEGIS MEDICAL GROUP		108	21	16%	129
The Crossings		127	2	2%	129
FIRSTCARE CLINIC		67	61	48%	128
QUICK CARE MED PL CR		80	48	38%	128
DIAGNOSTIC LABORATORY OF OKLAHOMA		102	26	20%	128
ARDEN COURTS OF LELY PALMS□		126	2	2%	128
HILLSBOROUGH COUNTY DEVELOPMENTAL CTR□	1	117	9	7%	127
GESSLER CLINIC PA		98	29	23%	127
SHOAL CREEK REHABILITATION CENTER		85	42	33%	127
MAGNOLIA MEDICAL CLINIC		20	106	84%	126
Signature Healthcare of Ormond		125	1	1%	126
ST PETERSBURG PEDIATRICS-MLK JUNIOR BLVD		117	9	7%	126
MINUTECLINIC LLC #4987		110	16	13%	126
HIGHLANDS MEDICAL CENTER		122	3	2%	125
IQBAL A FARUQUI MD□		93	32	26%	125
COQUINA CENTER		121	4	3%	125
Signature Healthcare of Palm Beach		124	1	1%	125
THE CLUB AND REHABILITATION CENTER		124	1	1%	125
NORTH FL SOUTH GA HCS-MALCOM RANDALL VAMC			124	100%	124
ADVENT HEALTH CENTRA CARE - BRANDON		31	93	75%	124
ARBOR GLEN AT ARBOR TRACE	2	113	9	7%	124
Mt Sinai Aventura			124	100%	124

COVID-19: testing by laboratory

Data through Mar 31, 2021 verified as of Apr 1, 2021 at 09:25 AM

Data in this report are provisional and subject to change.

The numbers in the table below represent the number of Florida and non-Florida residents for whom test results were received by the Department of Health. A person can be tested by more than one laboratory and can have both positive and negative results. **Therefore, the sum of the numbers in each column will be larger than the total number of people tested.**

Reporting lab	Inconclusive	Negative	Positive	Percent positive	Total
KINDRED HOSPITAL-BAY AREA-ST PETERSBURG LAB	1	117	6	5%	124
WINDERMERE MEDICAL CENTER		118	5	4%	123
CITRUS MEMORIAL HEALTH SYSTEM LAB		2	121	98%	123
OPPENHEIMER PLASTIC SURGERY LLC		118	5	4%	123
LABCORP RTP		49	74	60%	123
THREE OAKS PHARMACY INC		109	13	11%	122
TOTAL RENAL LABORATORIES INC		110	12	10%	122
FLORIDA ATLANTIC UNIVERSITY		115	7	6%	122
PSL NAPLES BH OPERATIONS, LLC		122			122
MINUTECLINIC DIAGNOSTIC OF RHODE ISLAND, LLC #729		118	4	3%	122
GENEDX		47	75	61%	122
PANAMA PHARMACY	3	101	18	15%	122
MEYER PEDIATRICS		107	14	12%	121
MINUTECLINIC DIAGNOSTIC OF SOUTH CARO		99	22	18%	121
FLORIDA DEPARTMENT OF HEALTH IN LAKE COUNTY	1	78	42	35%	121
Crystal Health & Rehab Center		115	6	5%	121
PARKVIEW HEALTH		121			121
URGENT CARE TCMA			121	100%	121
ISLAND URGENT CARE PLLC DBA AFC URGENT CARE		120	1	1%	121
LEE MEMORIAL HEALTH SYSTEM HEALTH FAIR		116	5	4%	121
Sandy Ridge Center for Rehabilitation and Healing		100	21	17%	121
NSPIRE HEALTHCARE TAMARAC		80	40	33%	120
ALTERNATIVE LIVING, INC DBA TWIN CITIES PAVILION		117	3	3%	120
BROOKDALE JENSEN BEACH		117	3	3%	120
THE COURTYARD ASSISTED LIVING		116	4	3%	120
MEMORY CARE OF NAPLES		120			120
MED ONE AT SAINT AUGUSTINE		87	32	27%	119
FLAGLER COLLEGE HEALTH SERVICES		86	33	28%	119
SEVEN HILLS HEALTH AND REHABILITATION CENTER		103	16	13%	119
SURFSIDE URGENT CARE		97	22	18%	119
Summit Medical Group		108	11	9%	119
MATHISON RETIREMENT COMMUNITY		114	5	4%	119
PALMS FACILITY INC		104	15	13%	119
GRAND VILLA OF LAKE LAND		113	6	5%	119
TURNING POINT OF TAMPA		113	6	5%	119
SH HERON EAST LLC		103	15	13%	118
WEST		103	15	13%	118
KINDRED HOSPITAL NORTH FLORIDA	3	108	7	6%	118
HOBDARI FAMILY HEALTH LLC		82	36	31%	118
ARBOR TERRACE SAN JOSE LLC	3	113	2	2%	118
RDX BIOSCIENCE		60	58	49%	118
VITAS HEALTHCARE CORPORATION OF FLORIDA		115	3	3%	118
COASTAL HEALTH AND REHAB		110	8	7%	118
L&S SENIOR CARE DBA ARCADIA OAKS	4	112	1	1%	117
SEMINOLE SPORTS AND FAMILY MEDICINE		103	14	12%	117
MONTEFIORE MEDICAL CENTER LABORATORIES - MOSES		107	10	9%	117
SOLARIS SENIOR LIVING OF MERRITT ISLAND		113	4	3%	117

COVID-19: testing by laboratory

Data through Mar 31, 2021 verified as of Apr 1, 2021 at 09:25 AM

Data in this report are provisional and subject to change.

The numbers in the table below represent the number of Florida and non-Florida residents for whom test results were received by the Department of Health. A person can be tested by more than one laboratory and can have both positive and negative results. **Therefore, the sum of the numbers in each column will be larger than the total number of people tested.**

Reporting lab	Inconclusive	Negative	Positive	Percent positive	Total
NEIGHBORHOOD MEDICAL CENTER		112	5	4%	117
XPRESS URGENT CARE- PORT ST. LUCIE		39	78	67%	117
BIODESIX, INC.		88	29	25%	117
BELVEDERE COMMONS OF FORT WALTON BEACH		106	10	9%	116
ARDEN COURTS OF PALM HARBOR		96	20	17%	116
TGH URGENT CARE – TYRONE		3	113	97%	116
PINELLAS COUNTY JAIL			116	100%	116
HEARTLAND PHARMACY LAKE PLACID, INC		86	30	26%	116
A2Z DIAGNOSTICS		115	1	1%	116
DIATHERIX LABORATORIES		68	48	41%	116
LEE COUNTY SCHOOL DISTRICT	1	108	7	6%	116
WELLNOW URGENT CARE PC		113	2	2%	115
TIFFANY HALL NURSING AND REHAB CENTER		106	9	8%	115
MD 365 MEDICAL CARE		114	1	1%	115
SUNFLOWER SPRINGS ASSISTED LIVING		105	10	9%	115
BIGGERS FAMILY MEDICINE PA	1	101	13	11%	115
BROOKDALE COLONIAL PARK	2	112	1	1%	115
PRIME HEALTH OF NORTH PORT LLC		97	18	16%	115
BROWARD HEALTH CORAL SPRINGS EPIDEMIOLOGY DEPT		1	114	99%	115
EC OPCO CARROLLWOOD LLC		108	6	5%	114
SOUTH BALDWIN MEDICAL CENTER GULF SHORES		91	23	20%	114
UNIVERSITY MEDICAL CENTER SUITES		100	14	12%	114
ELAN BUENA VISTA		97	17	15%	114
UNIVERSITY HEALTH SYSTEM INC		103	11	10%	114
WESTWOOD NURSING & REHAB		80	34	30%	114
CABANA AT JENSEN DUNES, THE		110	4	4%	114
ARDEN COURTS OF WEST PALM BEACH		113			113
PANCARE HEALTH GULF COUNTY		85	28	25%	113
SUNY UPSTATE OVERFLOW LABORATORY		113			113
MY CLINICAL LAB INC		17	96	85%	113
MICRO PATH LABORATORIES INC		110	3	3%	113
SOUTH GEORGIA MEDICAL CENTER		73	40	35%	113
Courtyards of Orlando Care Center		101	12	11%	113
Hialeah Nursing And Rehabilitation Center		108	5	4%	113
TREASURE COAST MEDICAL ASSOCIATES		4	109	96%	113
ALLIED HEALTH FORT PIERCE		112			112
CLEVELAND CLINIC FOUNDATION		12	100	89%	112
VILLAS OF HOLLY BROOK - BRADENTON 14TH		110	2	2%	112
ADVENTHEALTH MEDICAL GROUP PRIMARY CARE		103	8	7%	111
MERCY MEDICAL URGENT CARE CENTER INC		61	50	45%	111
ARBOR TERRACE ORTEGA LLC	2	107	2	2%	111
WESTCHESTER MEDICAL CENTER	1	107	3	3%	111
ISLAND DOCTORS		21	90	81%	111
HOSPICE OF THE EMERALD COAST INC - PANAMA CITY	2	102	7	6%	111
PHYSICIANS REGIONAL CLINIC		82	29	26%	111
J FRANK AVEY MD		87	24	22%	111
FHMG LAKE MARY PEDS		96	15	14%	111

COVID-19: testing by laboratory

Data through Mar 31, 2021 verified as of Apr 1, 2021 at 09:25 AM

Data in this report are provisional and subject to change.

The numbers in the table below represent the number of Florida and non-Florida residents for whom test results were received by the Department of Health. A person can be tested by more than one laboratory and can have both positive and negative results. **Therefore, the sum of the numbers in each column will be larger than the total number of people tested.**

Reporting lab	Inconclusive	Negative	Positive	Percent positive	Total
MG PORT CHARLOTTE II SUBTENANT LLC		99	12	11%	111
Golfview Healthcare Center		106	5	5%	111
COASTAL DETOX		107	3	3%	110
ROHR HOME		107	3	3%	110
LAKE HOUSE ASSISTED LIVING		93	17	15%	110
HCTB INC		99	11	10%	110
LATE HOURS URGENT CARE		60	50	45%	110
REGENCY OAKS HEALTH CENTER		108	2	2%	110
BAY PINES MEDICAL ASSOCIATES		1	108	99%	109
Riviera Health Resort		108	1	1%	109
TUSCAN ISLE OPERATING COMPANY LLC DBA		105	4	4%	109
SUMMIT MEDICAL GROUP PA		99	10	9%	109
CSL PLASMA INC		7	101	94%	108
ALL MY KIDS PEDIATRICS INC		76	32	30%	108
ORANGE PARK PEDIATRICS		98	10	9%	108
North Lake Care Center		107	1	1%	108
EVANS HEALTH CARE		106	2	2%	108
BAY VIEW HEALTHCARE		85	22	21%	107
CORNERSTONE MEDICAL CARE OF BRANDON PL		88	19	18%	107
NAVY HOSPITAL			107	100%	107
NORTH FLORIDA EVALUATION AND TREATMENT CENTER	2	99	5	5%	106
MINUTECLINIC DIAGNOSTIC OF NORTH CAROL		84	22	21%	106
ELMCROFT OF BELLA VITA		98	8	8%	106
HEART OF FLORIDA REGIONAL MED CTR		35	71	67%	106
BAY REGIONAL URGENT CARE	1	67	38	36%	106
DELAND WELLNESS CENTER			105	100%	105
PICH KTM CORP DBA MEDTOWN PHARMACY		89	16	15%	105
CAREMOUNT MEDICAL - PATHOLOGY		101	4	4%	105
VIERA HOSPITAL			105	100%	105
ST PETERSBURG PEDIATRICS-SEMINOLE		92	13	12%	105
MEDICAL CONSULTANTS OF FLORIDA DBA	1	90	14	13%	105
Belleair Healthcare Center		99	6	6%	105
PREDICTIVE LABORATORIES, INC	1	90	13	13%	104
GRANDE, THE	2	98	4	4%	104
PEDIATRIC CARE CENTER- JACKSONVILLE BEACH		75	29	28%	104
WHITE PLAINS HOSPITAL CENTER LAB		100	4	4%	104
ADVANCED EMURGENT CARE		28	76	73%	104
VISTA MANOR		92	12	12%	104
EAST RIDGE RETIREMENT VILLAGE INC		104			104
GENETIC TECHNOLOGICAL INNOVATIONS, LLC		91	12	12%	103
325TH MEDICAL GROUP		87	16	16%	103
OCALA CBOC		97	6	6%	103
ST MARK ASSISTED LIVING CENTER	1	90	12	12%	103
JOHN KNOX VILLAGE OF CENTRAL FLORIDA		97	5	5%	102
SUNSHINE GARDENS		101	1	1%	102
PALMS EDGE	1	95	6	6%	102
MINUTECLINIC DIAGNOSTIC OF NORTH CARO		90	12	12%	102

COVID-19: testing by laboratory

Data through Mar 31, 2021 verified as of Apr 1, 2021 at 09:25 AM

Data in this report are provisional and subject to change.

The numbers in the table below represent the number of Florida and non-Florida residents for whom test results were received by the Department of Health. A person can be tested by more than one laboratory and can have both positive and negative results. **Therefore, the sum of the numbers in each column will be larger than the total number of people tested.**

Reporting lab	Inconclusive	Negative	Positive	Percent positive	Total
HENNEPIN HEALTHCARE LABORATORY		102			102
LENOX HILL HOSPITAL		94	8	8%	102
MINUTECLINIC DIAGNOSTIC OF SOUTH CAROLINA, LLC		85	16	16%	101
G & R HEALTH MART PHARMACY		81	20	20%	101
BAPTIST MEDICAL CENTER SOUTH		81	20	20%	101
BROOKDALE VERO BEACH SOUTH AL		101			101
LIFESTREAM BEHAVIORIAL CENTER		80	21	21%	101
CAN COMMUNITY HEALTH		100	1	1%	101
MENORAH HOUSE		100	1	1%	101
HOSPICE OF MARTIN & ST LUCIE, INC		98	3	3%	101
EMERALD COAST CENTER		96	4	4%	100
GLOBAL CENTRAL LABS AT PPD	2	88	10	10%	100
PruittHealth Fleming Island		87	13	13%	100
HARBORCHASE OF NAPLES		87	13	13%	100
Ocala Oaks Rehabilitation Center		94	6	6%	100
CCS - BROWARD COUNTY JAIL		94	6	6%	100
Consulate Health Care of Port Charlotte		98	2	2%	100
DOUGLAS T JACOBSON STATE VETERANS HOME		100			100
SIGNATURE HEALTHCARE OF PORT CHARLOTTE		93	7	7%	100
GIBBENS FAMILY MEDICAL, LLC		81	19	19%	100
ORLANDO LUTHERAN TOWERS ASSISTED LIVING		99			99
VILLAGE ON THE ISLE☐		94	5	5%	99
SANIBEL INTERNAL MEDICINE, LLC		96	3	3%	99
CENTRAL FLORIDA HEALTH CARE		47	52	53%	99
Cross Landings Health and Rehabilitation		97	2	2%	99
ASHRAF MEDICAL GROUP PLLC DBA PULSE MD		96	3	3%	99
SEMINOLE COUNTY HEALTH DEPARTMENT		79	19	19%	98
FEDERATION CCRC OPERATIONS CORP		98			98
LANDMARK, THE		48	50	51%	98
KORGENE LAB	1	28	69	70%	98
PLAZA OF HALLANDALE BEACH		98			98
MACADAMS HOME HEALTH AGENCY		97	1	1%	98
MORTON PLANT HOSPITAL NURSING			98	100%	98
NORTH SHORE MEDICAL LABS	1	90	7	7%	98
MINUTECLINIC DIAGNOSTIC OF OHIO LLC		79	19	19%	98
FLORIDA COMMUNITY HEALTH CENTERS INC			98	100%	98
LECONTE MEDICAL CENTER LAB		79	19	19%	98
URINEGOODHANDS LLC		96	2	2%	98
ARBOR TRAIL		77	20	21%	97
SUPERIOR RESIDENCES OF LECANTO		82	15	15%	97
RIDGEWOOD DIAGNOSTIC LABORATORY		92	5	5%	97
HEALTH CENTERS AT BRENTWOOD		96	1	1%	97
MIAMI BEACH COMMUNITY HEALTH CENTER		2	95	98%	97
HURLBURT FIELD CLINIC		39	58	60%	97
MINNESOTA TWINS		92	5	5%	97
Consulate Health Care of Jacksonville		83	14	14%	97
FHMG- FLORIDA HOSPITAL MEDICAL GROUP		85	12	12%	97

COVID-19: testing by laboratory

Data through Mar 31, 2021 verified as of Apr 1, 2021 at 09:25 AM

Data in this report are provisional and subject to change.

The numbers in the table below represent the number of Florida and non-Florida residents for whom test results were received by the Department of Health. A person can be tested by more than one laboratory and can have both positive and negative results. **Therefore, the sum of the numbers in each column will be larger than the total number of people tested.**

Reporting lab	Inconclusive	Negative	Positive	Percent positive	Total
KALEIDA HEALTH CENTER FOR LABORATORY		91	6	6%	97
PEDIATRIC ASSOCIATES ORLANDO		82	14	15%	96
QUALITY URGENT CARE AND WELLNESS		57	39	41%	96
MARKET STREET VIERA		95	1	1%	96
KEYSTYLE LIVING LLC	1	94	1	1%	96
BAYSHORE MEMORY CARE□		96			96
MD NOW MEDICAL CENTERS INC		67	29	30%	96
PUTNAM COUNTY SHERIFFS OFFICE		89	7	7%	96
BLISS HEALTHCARE SERVICES	1	72	22	23%	95
CROSS CITY REHABILITATION AND HEALTH CARE CENTER		72	23	24%	95
DEVANSH LAB WERKS INC		79	16	17%	95
THE TERRACE OF KISSIMMEE		80	15	16%	95
ADVENT HEALTH CENTRA CARE - EAST ORLANDO		65	30	32%	95
ADVENT HEALTH CENTRA CARE - WATERMAN		79	15	16%	94
QPS, LLC		91	3	3%	94
CONSULATE HEALTH CARE OF SARASOTA□	1	93			94
DIAGNOSTIC SOLUTIONS		3	91	97%	94
PORT CHARLOTTE REHABILITATION CENTER		81	13	14%	94
PENNSYLVANIA DEPT OF HEALTH		21	72	77%	93
East Bay Rehabilitation Center		59	34	37%	93
ERIE COUNTY MEDICAL CTR CLINICAL LABS		89	4	4%	93
CARE CENTERS OF NASSAU, LLC - HENDRICKS RD		93			93
PRESERVE AT PALM AIRE	3	90			93
BROOKDALE PALM COAST		92			92
PATRICK AIR FORCE BASE		3	89	97%	92
HAWTHORN HOUSE□		78	14	15%	92
PEDIATRIC SERVICES AND BREATHING CENTER PA		69	23	25%	92
MAGNOLIA DIAGNOSTIC		2	89	98%	91
HERON CLUB AT PRESTANCIA		89	2	2%	91
NEW SMYRNA BEACH URGENT CARE			91	100%	91
AVERO DIAGNOSTICS		67	24	26%	91
JOHN KNOX VILLAGE OF FLORIDA ALF	1	86	4	4%	91
A COUNTRY PLACE ASSISTED LIVING FACILITY		89	2	2%	91
BAHIA OAKS LODGE		85	6	7%	91
VITAS HEALTHCARE CORP OF FLORIDA		90	1	1%	91
STONY BROOK UNIVERSITY MEDICAL CENTER		77	14	15%	91
DEBARY HEALTH AND REHABILITATION CENTER		88	3	3%	91
TOTAL CARE PLUS LLC			91	100%	91
LABFIRST - DEPARTMENT OF PATHOLOGY		87	4	4%	91
NORTHEAST FLORIDA STATE HOSP-NURSING		89	1	1%	90
AFTER HOURS PEDIATRICS			90	100%	90
KEYS MEDICAL GROUP			90	100%	90
UNIVERSTIY CENTER MEDICAL LLC DBA	1	85	4	4%	90
CENTURY CENTER FOR REHABILITATION & HEALING		72	18	20%	90
HARBOR BEACH NURSING AND REHABILITATION CENTER		87	3	3%	90
FREEDOM INN AT TARPON SPRINGS		82	7	8%	89
CALADIUM PEDIATRICS		79	10	11%	89

COVID-19: testing by laboratory

Data through Mar 31, 2021 verified as of Apr 1, 2021 at 09:25 AM

Data in this report are provisional and subject to change.

The numbers in the table below represent the number of Florida and non-Florida residents for whom test results were received by the Department of Health. A person can be tested by more than one laboratory and can have both positive and negative results. **Therefore, the sum of the numbers in each column will be larger than the total number of people tested.**

Reporting lab	Inconclusive	Negative	Positive	Percent positive	Total
NORTH FLORIDA SPINE AND WELLNESS		69	20	22%	89
STUART LODGE LIVING LLC		66	23	26%	89
ARDEN COURTS OF SARASOTA		73	16	18%	89
GABISA MEDICAL LLC		89			89
Winter Garden Rehab and Nursing Facility		78	11	12%	89
ATRIUM AT LIBERTY PARK□		85	4	4%	89
Lanier Rehab		64	25	28%	89
FLORIDA DEPARTMENT OF HEALTH IN WALTON COUNTY		76	13	15%	89
COLLIER COUNTY JAIL		86	2	2%	88
LAKE GIBSON VILLAGE, LLC		85	3	3%	88
GOVERNOR'S CREEK HEALTH & REHABILITATION		87	1	1%	88
LANDMARK HOSPITAL SOUTHWEST FLORIDA LLC		85	3	3%	88
AVOW HOSPICE INC		88			88
PALM BAY HOSPITAL			88	100%	88
Baldwin Pediatrix		77	11	13%	88
Winter Park Care and Rehab		86	1	1%	87
UNIVERSITY OF NEW MEXICO HOSPITAL		87			87
CLYDE E LASSEN STATE VETERANS NURSING HOME		62	25	29%	87
PACIFIC ANALYTICS			87	100%	87
BRANDON HEALTH AND REHABILITATION CENTER	1	85	1	1%	87
ROSECASTLE AT DELANEY CREEK		86	1	1%	87
EAST ALABAMA MEDICAL CENTER LABORATORY		75	12	14%	87
CRESTVIEW URGENT CARE		16	71	82%	87
ORANGE COUNTY CORRECTIONS HEALTH SERVICES		68	19	22%	87
BAYLOR GENETICS		75	12	14%	87
PENSACOLA DEVELOPMENTAL CENTER		67	19	22%	86
BARRY UNIVERSITY STUDENT HEALTH SERVICES		52	34	40%	86
KINDRED AT HOME		77	9	10%	86
DISCOVERY VILLAGE AT THE FORUM		86			86
GRAND OAKS OF JENSEN BEACH LLC□		85	1	1%	86
WINDSOR OAKS		85	1	1%	86
OAKS OF CLEARWATER, THE		83	3	3%	86
COOPER FAMILY MEDICAL PLLC		65	20	24%	85
CATHOLIC HEALTH SYSTEM DEPT LABORATORY		82	3	4%	85
PRMG - EAST NAPLES	1	73	11	13%	85
MEDEXPRESS - BLOOMIN BRANDS		65	20	24%	85
PUBLIC SQUARE PHARMACY LLC		67	18	21%	85
WALGREENS #12673		82	3	4%	85
W. FRANK WELLS NURSING HOME		84	1	1%	85
GRAND VILLA OF DELAND		79	6	7%	85
MIAMI SHORES NURSING & REHAB		85			85
ST JOHNS COUNTY DETENTION CENTER		84			84
LAFAYETTE NURSING AND REHABILITATION CENTER		82	2	2%	84
PINES OF SARASOTA GARDEN		84			84
PARK OF THE PALMS INC		83	1	1%	84
LONG TERM CARE OF JAY, LLC		63	21	25%	84
NITE LITE PEDIATRICS - JACKSONVILLE		76	8	10%	84

COVID-19: testing by laboratory

Data through Mar 31, 2021 verified as of Apr 1, 2021 at 09:25 AM

Data in this report are provisional and subject to change.

The numbers in the table below represent the number of Florida and non-Florida residents for whom test results were received by the Department of Health. A person can be tested by more than one laboratory and can have both positive and negative results. **Therefore, the sum of the numbers in each column will be larger than the total number of people tested.**

Reporting lab	Inconclusive	Negative	Positive	Percent positive	Total
NORTH CENTRAL BRONX HOSPITAL		82	2	2%	84
ARBOR OAKS AT TYRONE	9	73	2	2%	84
MD 365 MEDICAL CARE PLLC		84			84
HUNTINGTON HOSPITAL LABORATORY		81	3	4%	84
EISENHOWER ARMY MEDICAL CENTER		76	7	8%	83
FLORIDA PEDIATRIC GROUP		31	52	63%	83
BISHOP GRADY VILLAS		81	2	2%	83
SOUTH LAKE PEDIATRICS		75	8	10%	83
PEDIATRIC SERVICES OF AMERICA INC		78	5	6%	83
CANOPY ON BERRYHILL, THE		51	32	39%	83
LABCORP EMPLOYER SERVICES		82	1	1%	83
JERICOHO URGENT CARE		79	4	5%	83
MID FLORIDA PRIMARY CARE PA		69	14	17%	83
HUNTSVILLE HOSPITAL LABORATORY		58	25	30%	83
LAB		29	53	65%	82
BEACHES PEDIATRICS PA		77	5	6%	82
THE PAVILION FOR HEALTH CARE		72	10	12%	82
BRILLIANCE ASSISTED LIVING		65	17	21%	82
ST VINCENT'S BIRMINGHAM		75	7	9%	82
WE SCREEN LLC		80	2	2%	82
Lexington Health and Rehabilitation Center		82			82
PANIRA HEALTHCARE CLINIC		2	80	98%	82
LAKE HOWELL FAMILY MEDICINE ASSOCIATES		69	13	16%	82
PLYMOUTH HOME FOR ADULTS, INC.	8	73	1	1%	82
EMERALD COAST BEHAVIORAL HOSPITAL		75	6	7%	81
CHAMBREL AT ISLAND LAKE		78	3	4%	81
BIO-TECH CLINICAL LABORATORIES		41	40	49%	81
EXPRESS DOCS LLC			81	100%	81
ACE BIOMEDICAL LABS LLC		68	13	16%	81
PRIMECARE AT TWIN LAKES		1	80	99%	81
AU HEALTH		66	15	19%	81
ALLIANCE PEDIATRICS		49	31	39%	80
ECOLAB GROUP		45	35	44%	80
BRIDGEVIEW CENTER LLC		68	12	15%	80
SIGNATURE HEALTHCARE OF MIDDLEBURG		77	2	3%	79
CBS LABS OF TAMPA LLC		3	76	96%	79
EDGEWATER AT WATERMAN VILLAGE		78	1	1%	79
BALMORAL TENANT SERVICES INC	1	43	35	44%	79
MEDRITE URGENT CARE		66	13	16%	79
VETERANS AFFAIRS MEDICAL CENTER - PALO ALTO		28	51	65%	79
CENTRAL BALDWIN IMMEDIATE CARE & FAMILY PRACTICE		60	18	23%	78
LAKE MORTON PLAZA		75	3	4%	78
CATHOLIC HEALTH SERVICES REGIONAL LAB		71	7	9%	78
NEW MEXICO STATE PUBLIC HEALTH DIVISION		78			78
RARITAN BAY PERTH AMBOY		68	9	12%	77
BOND CLINIC PA		45	32	42%	77
SUWANNEE COUNTY SHERIFF OFFICE		74	3	4%	77

COVID-19: testing by laboratory

Data through Mar 31, 2021 verified as of Apr 1, 2021 at 09:25 AM

Data in this report are provisional and subject to change.

The numbers in the table below represent the number of Florida and non-Florida residents for whom test results were received by the Department of Health. A person can be tested by more than one laboratory and can have both positive and negative results. **Therefore, the sum of the numbers in each column will be larger than the total number of people tested.**

Reporting lab	Inconclusive	Negative	Positive	Percent positive	Total
SIMED LABORATORY		61	16	21%	77
ORANGE CITY NURSING AND REHAB		75	2	3%	77
MISIR DRUGS LLC		64	13	17%	77
HEALTH FIRST - PALM BAY HOSPITAL		2	75	97%	77
BAYCARE MEDICAL GROUP		71	6	8%	77
WEST VOLUSIA FAMILY AND SPORTS MEDICINE		75	2	3%	77
TRUE NORTH HEALTH NAVIGATION LLC DBA DISPATCHHEALTH	1	60	16	21%	77
LONGWOOD CARDIOLOGY			77	100%	77
LAB PLUS, LLC AT SAINT THOMAS WEST HOSPITAL		63	14	18%	77
WALGREENS 9627		70	6	8%	76
DYNAMIC MEDICAL USA			76	100%	76
WINDSOR REFLECTIONS		75	1	1%	76
CLINICAL PATHOLOGY ASSOCIATES-SONIC REFERENCE LAB		76			76
GRACE MEDICAL HOME		61	15	20%	76
HOLMES COUNTY HEALTH DEPARTMENT	1	62	13	17%	76
S-H THIRTY-FIVE OPCO- PORT ST LUCIE, LLC	1	75			76
BROWARD HEALTH MEDICAL CENTER CLINICAL LAB			76	100%	76
MOBILE PHYSICIAN SERVICES INC		68	8	11%	76
BROWARD HEALTH MEDICAL CENTER		3	72	96%	75
PROMEDICA LABORATORIES		21	54	72%	75
JENNIFER J CHIAVETTA-GRLSANTI DC		60	15	20%	75
ADVENTHEALTH EXPRESSCARE		45	30	40%	75
PORT CHARLOTTE HMA		66	9	12%	75
JACOBI MEDICAL CENTER		70	5	7%	75
ROYAL CARE OF AVON PARK		71	3	4%	74
NOAH CLINICAL LABORATORY		63	11	15%	74
OAK MANOR NURSING HOME		70	4	5%	74
FREEDOM SQUARE NURSING CENTER		66	8	11%	74
DOH-WEST PALM BEACH BRANCH LABORATORY		3	71	96%	74
SCOTT LAKE HEALTH AND REHABILITATION CENTER		71	3	4%	74
BROOKDALE OVIEDO		72	2	3%	74
TROPICANA MANUFACTURING COMPANY INC		67	6	8%	73
CONSULATE HEALTH CARE - LAKE MARY		72	1	1%	73
ASSOCIATED CLINICAL LABORATORIES		65	8	11%	73
WATERCREST ST LUCIE WEST	1	69	3	4%	73
ALTAMONTE PEDIATRIC ASSOCIATES		31	41	57%	72
WALGREENS 2941		69	3	4%	72
Conway Lakes Health and Rehabilitation Center		72			72
INSTITUTE OF PATHOLOGY KINGS COUNTY		70	2	3%	72
HAVEN OF OUR LADY OF PEACE		72			72
AR ANESTHESIA LLC		70	2	3%	72
CRAIG BERGER MD PL D/B/A BAY AREA EYE INSTITUTE		72			72
LAKE CITY VA MEDICAL CENTER			72	100%	72
DISCOVERY VILLAGE AT PALM BEACH GARDENS		71	1	1%	72
EVENTEST, LLC		70	2	3%	72
ADVANCED LAB		67	4	6%	71
Summit Medical Group, Pa DbA Citymd		64	7	10%	71

COVID-19: testing by laboratory

Data through Mar 31, 2021 verified as of Apr 1, 2021 at 09:25 AM

Data in this report are provisional and subject to change.

The numbers in the table below represent the number of Florida and non-Florida residents for whom test results were received by the Department of Health. A person can be tested by more than one laboratory and can have both positive and negative results. **Therefore, the sum of the numbers in each column will be larger than the total number of people tested.**

Reporting lab	Inconclusive	Negative	Positive	Percent positive	Total
DELCARE PA		56	15	21%	71
MD LABS		44	27	38%	71
STONY BROOK SOUTHAMPTON		69	2	3%	71
INN AT ASTON GARDENS AT PELICAN POINTE,THE		67	4	6%	71
NORTH FLORIDA PEDIATRICS		57	14	20%	71
AMMON LABS		61	10	14%	71
STERLING HOUSE OF TALLAHASSEE	3	62	6	8%	71
COLONY CARE CENTER		55	15	21%	70
SUMMIT AT VENICE	2	63	5	7%	70
LEVY COUNTY DEPARTMENT OF HEALTH		50	20	29%	70
CENTRAL FLORIDA PEDIATRICS		38	32	46%	70
PANCARE HEALTH - FREEPORT CLINIC SUITE B		61	9	13%	70
VILLAGES VA CBOC	2	63	5	7%	70
HARMONY CLINIC		1	69	99%	70
GV NAPLES OPCO, LLC		69	1	1%	70
GRAND ST PAUL CVS		69	1	1%	70
SUNCOAST COMMUNITY HEALTH CENTERS PEDIATRICS		21	49	70%	70
TREASURE COAST PEDIATRICS PA		64	6	9%	70
ADVENT HEALTH - LAKE MARY		60	10	14%	70
PANCARE HEALTH - MALONE CLINIC		63	7	10%	70
USF HEALTH MORSANI CENTER		5	65	93%	70
Highlands Regional Hospital		63	7	10%	70
SAN JOSE SENIOR CARE LLC	1	43	25	36%	69
MEMORIAL MANOR		69			69
HERITAGE HEALTHCARE AND REHABILITATION CENTER		69			69
AESTHETIC SURGERY CENTER OF WINTER PARK, THE	3	61	5	7%	69
LUTHERAN HAVEN ASSISTED LIVING		69			69
BOND CLINIC DR ELDEEB		35	34	49%	69
SOS MOBILE MEDICAL CARE LLC		58	11	16%	69
TITUSVILLE FAMILY PRACTICE		16	53	77%	69
PLANTATION GENERAL HOSPITAL CLINICAL LAB		26	43	62%	69
TALLAHASSEE VA OPC		67	2	3%	69
PARKSIDE INN	3	64	2	3%	69
CP/AIG PENSACOLA DEVELOPMENT LLC		66	3	4%	69
CL BRUMBACK PRIMARY CARE CLINICS		17	52	75%	69
SUNCOAST OPTIMAL WELLNESS		23	45	66%	68
BLOCK NATION CHASE		56	12	18%	68
BENTLEY CARE CENTER		68			68
NOMI HEALTH LAB SERVICES LLC		5	63	93%	68
BioReference Laboratories, Inc		8	60	88%	68
BIG BOCA SMILES LLC		66	2	3%	68
INDIGO MANOR		22	46	68%	68
AEL- MEMPHIS		17	51	75%	68
GENPATH			68	100%	68
AESTHETIC ENHANCEMENTS		67			67
EC OPCO PENSACOLA, LLC		66	1	1%	67
THOMAS INTERNAL MEDICINE		56	11	16%	67

COVID-19: testing by laboratory

Data through Mar 31, 2021 verified as of Apr 1, 2021 at 09:25 AM

Data in this report are provisional and subject to change.

The numbers in the table below represent the number of Florida and non-Florida residents for whom test results were received by the Department of Health. A person can be tested by more than one laboratory and can have both positive and negative results. **Therefore, the sum of the numbers in each column will be larger than the total number of people tested.**

Reporting lab	Inconclusive	Negative	Positive	Percent positive	Total
ARTHREX MEDICAL CENTER		39	28	42%	67
GOOD HEARTS COVID TESTING		24	43	64%	67
FLORIDA MEDICAL CLINIC PA		47	20	30%	67
NORTH SHORE UNIVERSITY HOSPITAL LABORATORY		61	6	9%	67
MEASE MANOR INC		63	4	6%	67
PERSONAL PEDIATRICS		59	8	12%	67
DEVELOPMENTAL DISABILITIES DEFENDANT PROGRAM		64	2	3%	66
OKEECHOBEE URGENT CARE		17	49	74%	66
MED EXPRESS		6	60	91%	66
SOMERBY OF SANTA ROSA BEACH		57	9	14%	66
AMERICAN FAMILY MEDICAL		53	13	20%	66
MEDEX MEDICAL EXPRESS OF PALATKA			66	100%	66
Stratford Court of Palm Harbor		56	10	15%	66
EMERGENCY PHYSICIANS MEDICAL CENTER LLC		48	18	27%	66
WADSWORTH HEALTH CENTER		62	3	5%	65
TREASURE COAST FORENSIC TREATMENT CTR		44	21	32%	65
SUMMER VISTA ASSISTED LIVING		38	27	42%	65
BOND AND STEELE CLINIC, PA		51	14	22%	65
SAMFORD UNIVERSITY HEALTH SERVICES		64	1	2%	65
INFINITY BIOLOGIX LLC OAKDALE		61	4	6%	65
CORAL GABLES HOSPITAL			65	100%	65
ADVENT HEALTH CENTRA CARE - WINTER GARDEN		19	46	71%	65
BROOKDALE CENTRE POINTE	1	64			65
ISLAND COAST PEDIATRICS		58	7	11%	65
VETERANS AFFAIRS MEDICAL CENTER - GULF COAST		27	38	58%	65
OUT OF STATE		40	25	38%	65
NXGEN MDX		20	45	69%	65
NEMOURS CHILDRENS PRIMARY CARE OVIEDO		51	13	20%	64
TRINITY AL SENIOR HOUSING LLC		45	19	30%	64
GREENLEAF ALF		63	1	2%	64
TOWERS HOME CARE		60	4	6%	64
JOSEPH L MORSE GERIATRIC CENTER	2	59	3	5%	64
HERNANDO COUNTY FIRE RESCUE DISTRICT		30	34	53%	64
BREVARD HEALTH ALLIANCE INC		61	3	5%	64
NORTH FLORIDA MEDICAL CENTER		58	6	9%	64
LINCOLN MEDICAL AND MENTAL HEALTH CENTER		61	3	5%	64
FLORIDA HEALTH CARE		8	55	87%	63
SANDALWOOD NURSING CENTER		58	5	8%	63
MEDI CLINIC SARASOTA INC		62	1	2%	63
BEEHIVE HOMES OF GULF BREEZE		47	16	25%	63
DAVID POSNACK JEWISH DAY SCHOOL		63			63
THE GOOD SHEPARDS OF DELAND-WEST		62	1	2%	63
APC PEDIATRICS AT RYE ROAD MEDICAL PARK		63			63
WILSON MEMORIAL REGIONAL MEDICAL CENTER		59	4	6%	63
INTERNAL MEDICINE ASSOCIATES PA		59	4	6%	63
SILVER LAKE PEDIATRICS PA		57	6	10%	63
VIERA HEALTH AND REHABILITATION CENTER		62	1	2%	63

COVID-19: testing by laboratory

Data through Mar 31, 2021 verified as of Apr 1, 2021 at 09:25 AM

Data in this report are provisional and subject to change.

The numbers in the table below represent the number of Florida and non-Florida residents for whom test results were received by the Department of Health. A person can be tested by more than one laboratory and can have both positive and negative results. **Therefore, the sum of the numbers in each column will be larger than the total number of people tested.**

Reporting lab	Inconclusive	Negative	Positive	Percent positive	Total
MENTAL HEALTH CARE INC		53	9	15%	62
BURRY'S PHARMACY INC		37	25	40%	62
TROY REGIONAL MEDICAL CENTER		51	11	18%	62
LAKELAND REGIONAL HEALTH		38	24	39%	62
MINUTECLINIC DIAGNOSTIC OF NEW JERSEY		55	7	11%	62
OVERLOOK HOSPITAL LABORATORY		57	5	8%	62
ROCKLEDGE REGIONAL MEDICAL CENTER		30	32	52%	62
TAMPA BAY CONCIERGE DOCTOR, LLC		60	2	3%	62
EAST HILL PHARMACY		43	19	31%	62
ADVENT HEALTH - PALM COAST		1	61	98%	62
BARNETT PARK☐		2	60	97%	62
BRADFORD COUNTY HEALTH DEPARTMENT		61	1	2%	62
EMERALD COAST HOSPICE		61	1	2%	62
PALM BAY URGENT CARE		28	33	54%	61
BRANDON COMMUNITY HEALTH CENTER		47	14	23%	61
WASHINGTON REHABILITATION AND NURSING CENTER		51	10	16%	61
MICHAEL AKPEKE MD		52	9	15%	61
RITECARE MED CTR H			61	100%	61
CINNAMON COVE ALF		59	1	2%	60
CVS MINUTE CLINIC		1	59	98%	60
CAMPBELL URGENT CARE			60	100%	60
TWIN CREEKS ASSISTED LIVING & MEMORY CARE		57	3	5%	60
THE PRESERVE AT CLEARWATER		58	2	3%	60
LPG CONVENIENT CARE AT PINE ISLAND ROAD		54	6	10%	60
WAVE CREST HEALTH AND REHABILITATION CENTER		57	3	5%	60
MICHAEL A VENAZIO MD		57	3	5%	60
81ST MEDICAL GROUP		28	32	53%	60
ST FRANCIS HOSPITAL		52	8	13%	60
SONORAN DESERT PATHOLOGY ASSOCIATES		3	57	95%	60
STEINHATCHEE FAMILY MEDICAL CENTER☐	1	50	8	14%	59
BIG BEND CARES, INC		51	8	14%	59
MILLENIUM PHYSICIANS GROUP		1	58	98%	59
THE TRADITION OF THE PALM BEACHES		58	1	2%	59
CARDIOLOGY AND MEDICINE ASSOCIATES		43	16	27%	59
INTERNAL LAB		50	9	15%	59
UHEALTH AT FISHER ISLAND			59	100%	59
BIOTECH		52	7	12%	59
FERN PARK DEVELOPMENTAL CENTER		5	54	92%	59
KESHAV RX LLC		48	11	19%	59
MINUTECLINIC DIAGNOSTIC OF KANSAS, PA		50	9	15%	59
TBI RESIDENTIAL SERVICES, INC.		48	11	19%	59
Palms at Ponte Vedra Assisted Livning and Memory Care		56	3	5%	59
ERDOX		55	3	5%	58
SONATA BOCA RATON		54	4	7%	58
CHILDREN'S HOSPITAL OF ALABAMA		57	1	2%	58
PANCARE HEALTH - JACKSON COUNTY		47	11	19%	58
BUECHELE DENTAL PA DBA CLERMONT FAMILY DENTISTRY		48	10	17%	58

COVID-19: testing by laboratory

Data through Mar 31, 2021 verified as of Apr 1, 2021 at 09:25 AM

Data in this report are provisional and subject to change.

The numbers in the table below represent the number of Florida and non-Florida residents for whom test results were received by the Department of Health. A person can be tested by more than one laboratory and can have both positive and negative results. **Therefore, the sum of the numbers in each column will be larger than the total number of people tested.**

Reporting lab	Inconclusive	Negative	Positive	Percent positive	Total
Margate Health and Rehabilitation Center		56	2	3%	58
KINDRED HOSPITAL CENTRAL TAMPA BLOOD GAS	1	52	5	9%	58
MEDLOGIC LABORATORIES		3	55	95%	58
TUKA PEDIATRICS		7	51	88%	58
HORIZON ALF		57	1	2%	58
SUMTER PEDIATRICS		53	5	9%	58
ST CLOUD PHYSICIAN MANAGEMENT LLC DBA ST CLOUD		28	30	52%	58
MICHIGAN DEPARTMENT OF HEALTH AND HUMAN SERVICES	1		57	98%	58
KAPG FLEMING ISLAND SENIOR HOUSING OPCO LLC	1	56			57
ERIC C MRSHAL, MD, PC #1842		54	3	5%	57
MALCOM RANDALL DEPT OF VAMC			57	100%	57
ADVENT HEALTH - MOUNT DORA		10	47	82%	57
DEPT OF VA MED CENTE-WEST PALM BEACH			57	100%	57
ALEXANDER NININGER STATE VETERANS		57			57
THE CANOPY AT BERRYHILL		57			57
PALM RIVER COMMUNITY HEALTH CENTER		52	5	9%	57
ALZHEIMERS CARE CENTER OF VIERA LTD		37	20	35%	57
GENESIS DERMATOLOGY		53	4	7%	57
CDR MAGUIRE INC	1	7	49	86%	57
ASCENSION SACRED HEART BAY LABORATORY		54	3	5%	57
SAFARI PEDIATRICS PA		56	1	2%	57
KEY WEST MEDICAL CENTER	1	50	6	11%	57
COOPER FAMILY MEDICAL, PLLC		46	10	18%	56
MAUREEN OROURKE-FUTEY			56	100%	56
TIFFANY HALL NURSING AND REHAB		44	12	21%	56
FLORIDA HEALTH CARE DELAND			56	100%	56
FINLAY CLINICAL LABORATORY		20	36	64%	56
FAMILY HEALTH CENTER		41	15	27%	56
CARE CENTERS OF NASSAU LLC MINER ROAD SOUTH		56			56
ATRIA PARK OF LAKE FOREST (WG HERITAGE LF LLC)		54	2	4%	56
MEADOWCREST FAMILY PHYSICIANS PA	1	33	22	39%	56
MARQUIS LABS, LLC		55	1	2%	56
HIALEAH HOSPITAL RESPIRATORY DEPT			56	100%	56
ROSECASTLE OF JACKSONVILLE LLC		55	1	2%	56
PHYSICIANS PRIMARY CARE OF SOUTHWEST FLORIDA		39	17	30%	56
EAGLES WATCH CLUSTER		47	9	16%	56
GRAND AVENUE RX			56	100%	56
PALM BAY PEDIATRICS		36	19	35%	55
SONATA HUNTERS CREEK		47	8	15%	55
MD NOW MEDICAL CENTERS, INC.		44	11	20%	55
Salerno Bay Health & Rehabilitation Center		45	10	18%	55
FAST PACE MEDICAL CLINIC, PLLC		48	7	13%	55
ALL AMERICAN URGENT CARE			55	100%	55
WEST ISLIP URGENT CARE		50	5	9%	55
PATHOLOGY CONSULTANTS OF NEW MEXICO		55			55
NITE LITE PEDIATRICS - PORT ST. LUCIE		46	9	16%	55
CVS NY4098030POCT NEW YORK		54	1	2%	55

COVID-19: testing by laboratory

Data through Mar 31, 2021 verified as of Apr 1, 2021 at 09:25 AM

Data in this report are provisional and subject to change.

The numbers in the table below represent the number of Florida and non-Florida residents for whom test results were received by the Department of Health. A person can be tested by more than one laboratory and can have both positive and negative results. **Therefore, the sum of the numbers in each column will be larger than the total number of people tested.**

Reporting lab	Inconclusive	Negative	Positive	Percent positive	Total
DOT DOC SARASOTA		50	5	9%	55
PREMIER MEDICAL ASSOCIATES ALL FLORIDA LLC		54	1	2%	55
LPG PRIMARY CARE AT SURFSIDE		48	7	13%	55
KENDALL REGIONAL MEDICAL CENTER LAB	3		52	95%	55
SARATOGA HOSPITAL LABORATORY		50	5	9%	55
MINUTECLINIC DIAGNOSTIC OF HAWAII LLC		48	7	13%	55
GOLDEN POND COMMUNITIES		55			55
Gulfport Rehabilitation Center		51	3	6%	54
VALENCIA HOUSE ALF		52	2	4%	54
CERTUS MTD OPCP LLC		52	2	4%	54
PROMEDICA SENIOR LIVING		51	3	6%	54
UNITED LABORATORY SERVICES CORPORATION		38	16	30%	54
JUNIPER VILLAGE AT NAPLES		53	1	2%	54
FUTURE PEDIATRICS		51	3	6%	54
SPRING MANOR ASSISTED LIVING		54			54
CLERMONT HEALTH AND REHAB		40	14	26%	54
FAMILY EXTENDED CARE OF PUNTA GORDA		54			54
ST. CLOUD MEDICAL GROUP		54			54
SARASOTA CO. HEALTH DEPT # 58		40	14	26%	54
CAMBRIDGE SECURITY SERVICES		51	3	6%	54
APOLLOMDX LABS		32	22	41%	54
S-H THIRTY FIVE OPCO - ORANGE CITY, LLC		43	10	19%	53
VPA PC LAB		48	5	9%	53
CENTRA CARE - LAKE NONA		6	47	89%	53
SOMERSET			53	100%	53
GENTIVA HEALTH SERVICES CERTIFIED INC		50	3	6%	53
SANTA BARBARA CARE CENTER		35	18	34%	53
MISSION OAKS ASSISTED LIVING		51	2	4%	53
UNIVERSITY OF WEST FLORIDA, THE		52	1	2%	53
QUOTIENT SCIENCES LABS LLC			53	100%	53
NICEVILLE URGENT CARE		8	45	85%	53
BARNES HEALTHCARE OF FLORIDA LLC		49	4	8%	53
Osprey Point Nursing Center		51	2	4%	53
ST VINCENTS PRIMARY CARE		48	5	9%	53
ROCHESTER GENERAL HOSPITAL LABORATORY		48	4	8%	52
LITTLE NECK URGENT CARE		50	2	4%	52
ADVENT HEALTH		49	3	6%	52
GEORGE E WEEMS MEMORIAL HOSPITAL LAB		42	10	19%	52
CALHOUN COUNTY HEALTH DEPT		25	27	52%	52
SOUTHSIDE HOSPITAL NORTHWELL HEALTH LABORATORY		45	7	13%	52
INTERNAL MEDICINE SPECIALIST		46	6	12%	52
MEDICAL PAVILION CLINIC		37	15	29%	52
SNH BRFL TENANT LLC	2	50			52
Jupiter Medical Center Pavilion		51	1	2%	52
GULFVIEW MEDICAL INSTITUTE		51			51
MIAMI CLINICAL RESEARCH CORP		12	39	76%	51
NORTH FLORIDA PEDIATRICS - JACKSONVILLE		46	5	10%	51

COVID-19: testing by laboratory

Data through Mar 31, 2021 verified as of Apr 1, 2021 at 09:25 AM

Data in this report are provisional and subject to change.

The numbers in the table below represent the number of Florida and non-Florida residents for whom test results were received by the Department of Health. A person can be tested by more than one laboratory and can have both positive and negative results. **Therefore, the sum of the numbers in each column will be larger than the total number of people tested.**

Reporting lab	Inconclusive	Negative	Positive	Percent positive	Total
MINUTECLINIC DIAGNOSTIC OF SOUTH CAROL		47	4	8%	51
INN AT THE FOUNTAINS, THE		34	17	33%	51
LAKELAND REGIONAL HEALTH GATEWAY CENTER		28	23	45%	51
ADVENT HEALTH EXPRESS CARE		5	46	90%	51
REHAB AND HEALTHCARE CENTER OF CAPE CORAL		51			51
NAPHCARE INC		46	5	10%	51
BENTLEY VILLAGE II		42	9	18%	51
AVANTE ST CLOUD		48	3	6%	51
PENNSYLVANIA DEPARTMENT OF HEALTH BUREAU OF LABORATORIES			51	100%	51
LPG PEDIATRICS AT PAGE FIELD		50	1	2%	51
MIRIMUS CLINICAL LABS	1	20	29	58%	50
ORCHID COVE AT DAYTONA		45	5	10%	50
SOUTHEAST ALABAMA MEDICAL CENTER			50	100%	50
HILA BECKERMAN MD LLC	1	45	4	8%	50
ORTHOPAEDIC SURGERY CENTER		50			50
SOUTH CAROLINA DEPT OF HEALTH AND ENVIRONMENT CONTROL		11	39	78%	50
BETHUNE-COOKMAN UNIVERSITY		32	18	36%	50
BENTON HOUSE OF PORT ORANGE		44	6	12%	50
PORT ST. LUCIE - ZAXBY'S		50			50
PHILLIPPE RIDGE		38	12	24%	50
WALGREENS #10373		48	2	4%	50
SHERMAN-ABRAMS LABORATORY INC		46	4	8%	50
TRADITIONAL HOME HEALTH OF PALM BEACH INC		49	1	2%	50
CARE ATC - ANDES			50	100%	50
AMELIA ASSISTED LIVING FACILITY		50			50
QHC UPSTATE MEDICAL PC		41	8	16%	49
HOME CARE PHARMACY		49			49
DOH		23	26	53%	49
SOLARIS SENIOR LIVING NORTH NAPLES		48	1	2%	49
ADVENTIST HEALTH SYSTEM FLORIDA		34	15	31%	49
CORNERSTONE PEDIATRICS		37	12	24%	49
ALLEGRO		47	2	4%	49
USF		1	48	98%	49
ADVENTHEALTH MEDICAL GROUP MULTISPECIALTY			49	100%	49
RAINBOW PEDIATRICS PC LLC / BREAKFAST POINT		38	11	22%	49
NORTHBROOK CENTER FOR□		47	2	4%	49
SOFT CELL LABORATORIES		45	4	8%	49
PRACTICE MANAGEMENT OF AMERICA, INC.		7	42	86%	49
LONG ISLAND JEWISH MED CTR		46	3	6%	49
HEALTH FIRST - CAPE CANAVERAL HOSPITAL		1	48	98%	49
SEWANEE MOLECULAR DIAGNOSTICS LABORATO		48			48
COURTYARD GARDENS OF JUPITER		48			48
THE TERRACE OF JACKSONVILLE		3	45	94%	48
INTERCOASTAL MEDICAL GROUP		2	46	96%	48
LONG ISLAND UNIVERSITY - POST CAMPUS		48			48
BIOREFERENCE LABORATORIES INC		4	44	92%	48
GRAND OAKS OF PALM CITY LLC□	1	41	6	13%	48

COVID-19: testing by laboratory

Data through Mar 31, 2021 verified as of Apr 1, 2021 at 09:25 AM

Data in this report are provisional and subject to change.

The numbers in the table below represent the number of Florida and non-Florida residents for whom test results were received by the Department of Health. A person can be tested by more than one laboratory and can have both positive and negative results. **Therefore, the sum of the numbers in each column will be larger than the total number of people tested.**

Reporting lab	Inconclusive	Negative	Positive	Percent positive	Total
NAPLES PEDIATRICS INC□		43	5	10%	48
IMA MEDICAL CENTER		33	15	31%	48
FHMG_CTR FOR SENIOR HEALTH		43	5	10%	48
BAPTIST URGENT CARE		44	4	8%	48
CAREMED INTERNAL MEDICINE		30	18	38%	48
PREMIER COMMUNITY HEALTHCARE GROUP INC		46	2	4%	48
BAY CENTER HURRICANE SHELTER		48			48
PREMIER MEDICAL ASSOCIATES		46	2	4%	48
POPLAR HEALTHCARE PLLC	1	11	36	75%	48
S-H THIRTY FIVE OPCO - LUTZ, LLC		47	1	2%	48
NEW YORK PRESBYTERIAN - QUEENS DIAGNOSTIC		44	4	8%	48
ST ANTHONYS PRIMARY CARE LLC/JACKSON STREET			48	100%	48
BITTINGS APOTHECARY INC		42	6	13%	48
HERNANDO ENDOSCOPY AND SURGERY CENTER		36	11	23%	47
FELICIDAD MEDICAL CENTER		1	46	98%	47
MADISON COUNTY MEMORIAL HOSPITAL LABORATORY		15	32	68%	47
Citymd Of Toms River		41	6	13%	47
OCOE PEDIATRICS		40	7	15%	47
COMPLETE HOME CARE OF THE PALM BEACHES LLC		43	4	9%	47
MOBILE DOC FL, LLC		29	18	38%	47
CHILDRENS CLINIC		15	32	68%	47
MARIANNA HEALTH AND REHABILITATION CENTER		46	1	2%	47
INTERLAB		1	46	98%	47
CAPE REGIONAL MEDICAL CENTER		45	2	4%	47
ADVENT HEALTH - LAKE WALES		35	12	26%	47
NAVARRE GARDENS		41	6	13%	47
GUIDEWELL EMERGENCY MEDICINE DOCTORS LLC		21	26	55%	47
SIMEDHEALTH LLC		39	8	17%	47
H LEE MOFFITT CANCER CENTER MICRO		46			46
KAPG ST AUGUSTINE SENIOR HOUSING OPCO LLC		37	9	20%	46
POINTE AT NEW PORT PLACE,THE		46			46
NIGHT LITE PEDIATRICS CENTER LLC		10	36	78%	46
Guardian Care Nursing and Rehabilitation Center		46			46
LAKE CO EMPLOYEE HEALTH AND WELLNESS CENTER		42	4	9%	46
FAMILY EXTENDED CARE OF WINTER HAVEN		44	2	4%	46
CARE 4 U MANAGEMENT, INC			46	100%	46
TRICORE REF LABS - UNIV OF NM		46			46
COLLIER BLVD HMA PHYSICIAN MANAGEMENT LLC		46			46
WINTER GARDEN REHAB AND NURSING CENTER		42	4	9%	46
CITYMD OF MANAHAWKIN		44	2	4%	46
EMED LABS, LLC	3	43			46
ENCOMPASS HEALTH REHABILITATION HOSPITAL OF LARGO		43	3	7%	46
WG EVERGREEN WOODS SH LLC		46			46
EAST MANATEE FAMILY	1	1	44	96%	46
NORTH FLORIDA / SOUTH GEORGIA VETERANS HEALTH SYSTEM		1	45	98%	46
PREMIER PLACE HEALTHCARE AT THE GLENVIEW		46			46
PATRICK MANOR INCORPORATED		46			46

COVID-19: testing by laboratory

Data through Mar 31, 2021 verified as of Apr 1, 2021 at 09:25 AM

Data in this report are provisional and subject to change.

The numbers in the table below represent the number of Florida and non-Florida residents for whom test results were received by the Department of Health. A person can be tested by more than one laboratory and can have both positive and negative results. **Therefore, the sum of the numbers in each column will be larger than the total number of people tested.**

Reporting lab	Inconclusive	Negative	Positive	Percent positive	Total
PINES NURSING HOME		44	2	4%	46
HARTFORD HEALTH SERVICES LLC		46			46
ADVENT HEALTH MEDICAL GROUP OB GYN AT		40	6	13%	46
NEOGENOMICS LABORATORIES INC		45			45
CITY OF CAPE CORAL		35	10	22%	45
HOLY NAME HOSPITAL LABORATORY		43	2	4%	45
ADVENTHEALTH MEDICAL GROUP FAMILY MEDICINE		40	5	11%	45
PANCARE HEALTH - BAY COUNTY - YOUNGSTOWN		40	5	11%	45
ISLAND URGENT CARE PLLC		42	3	7%	45
STUART URGENT CARE			45	100%	45
NEXT MOLECULAR ANALYTICS		14	31	69%	45
TGH URGENT CARE POWERED BY FAST TRACK			45	100%	45
DOCTORS CENTER PA,THE		39	6	13%	45
COLLIER URGENT CARE CENTERS		44	1	2%	45
HIGHLANDS COUNTY FIRE RESCUE		45			45
GRAMERCY PARK URGENT CARE		43	2	4%	45
SOUTHPORT SQUARE HARBOUR HEALTH		45			45
SAN CARLOS PHARMACY		39	6	13%	45
MINUTECLINIC, LLC		39	6	13%	45
LIGHTHOUSE PEDIATRICS OF NAPLES		41	4	9%	45
BRP SH OPCO LLC		45			45
LARA HEALTH AND WELLNESS CENTER LLC		45			45
BD MEDICAL SYSTEMS		43	2	4%	45
MILLENIA ADVANCED SCIENTIFIC LLC			45	100%	45
LABCORP		16	29	64%	45
MULBERRY CARE CENTER		36	9	20%	45
LINCOLN DIAGNOSTIC LAB		43	2	4%	45
REDI-MED WALK-IN FAMILY CARE			45	100%	45
VIP WALK IN CLINIC		23	22	49%	45
ALLIANCE OF PHYSICIANS AGAINST COVID-19			45	100%	45
LUTHERAN HAVEN EXTENDED CONGREGATE CAR		45			45
TRIPLE O MEDICAL SERVICES INC		41	3	7%	44
WALGREENS 3145		41	3	7%	44
COURTYARD GARDENS OF BOYNTON BEACH, LLC		41	3	7%	44
PEDIATRICS OF CENTRAL FLORIDA – SAINT CLOUD	2	40	2	5%	44
RADIOLOGY ASSOCIATES OF VENICE AND ENGLEWOOD		42	2	5%	44
CAMP BOGGY CREEK		44			44
OPTUMCARE SOUTH FLORIDA, LLC		37	7	16%	44
MORTON PLANT			44	100%	44
ASHTON PLACE	3	37	4	9%	44
LYSTER ACH FT RUCKER AL		41	3	7%	44
ST JOSEPHS HOSPITAL SOUTH HOSPITAL			44	100%	44
FLORIDA HOSPITAL		28	16	36%	44
UNION MEDICAL CARE PLLC		43	1	2%	44
Gulf Shore Care Center		39	5	11%	44
THE MERIDIAN AT BOCA RATON	1	43			44
VANDERBILT UNIVERSITY MEDICAL CENTER		39	5	11%	44

COVID-19: testing by laboratory

Data through Mar 31, 2021 verified as of Apr 1, 2021 at 09:25 AM

Data in this report are provisional and subject to change.

The numbers in the table below represent the number of Florida and non-Florida residents for whom test results were received by the Department of Health. A person can be tested by more than one laboratory and can have both positive and negative results. **Therefore, the sum of the numbers in each column will be larger than the total number of people tested.**

Reporting lab	Inconclusive	Negative	Positive	Percent positive	Total
LOURDES HOSPITAL INC		41	2	5%	43
PRINCETON VILLAGE☐		39	4	9%	43
BRANCH MEDICAL CLINIC			43	100%	43
WOLFF CTR FOR CHILD & ADOLESCENT HEALTH PLLC,THE		26	17	40%	43
PINELLAS INTERNAL MEDICINE ASSOCIATES	1	39	3	7%	43
AVALON PARK RETIREMENT RESIDENCE		41	2	5%	43
ROYAL PALM SENIOR RESIDENCE		43			43
PLAINVIEW URGENT CARE		40	3	7%	43
LAKE MARY KIDS CENTRA CARE		33	10	23%	43
DUVAL PHARMACY		32	11	26%	43
JFK MEDICAL CENTER NORTH LAB		1	42	98%	43
ADVANCE URGENT CARE CENTER, LLC		2	41	95%	43
FIRST CHOICE URGENT CARE		12	31	72%	43
KIVA AT CANTERBURY		25	17	40%	42
LPG PULMONOLOGY-COCONUT POINT		36	6	14%	42
SUNCOAST TECHNICAL COLLEGE SCHOOL OF HEALTH		42			42
MAIMONIDES-SHALOM ACADEMY, INC		41	1	2%	42
ATRIA WILLOW WOOD		40	2	5%	42
URGENT CARE & WELLNESS CENTER		10	32	76%	42
ST JUDE LABORATORIES		39	3	7%	42
CVS MINUTE CLINIC DIAGNOSTIC OF NORTH CAROL		36	6	14%	42
Atlantic Shore Nursing and Rehab		42			42
LEE COMMUNITY HEALTHCARE - LEHIGH		35	7	17%	42
CLINICAL LABORATORY		42			42
CDR MAGUIRE - MIAMI BEACH CC MISSION 17388		2	40	95%	42
LONGLEAF DIAGNOSTIC LABORATORIES		13	29	69%	42
PACIFICA SENIOR LIVING OCALA		37	5	12%	42
BENTON HOUSE OF ST. JOHNS		40	2	5%	42
University Hills health and Rehabilitation		32	10	24%	42
PREMIUM HEALTH SERVICES OF TAMPA BAY LLC		21	20	49%	41
IMA MEDICAL GROUP POINCIANA		18	23	56%	41
MINUTECLINIC DIAGNOSTIC OF NORTH CAROLINA		40	1	2%	41
Bon Secours Maria Manor		36	5	12%	41
A & R RESEARCH GROUP		35	6	15%	41
PEDIATRICS OF CENTRAL FLORIDA KISSI		33	8	20%	41
TGH URGENT CARE - RIVERVIEW			41	100%	41
FLORIDA HOSPITAL NEW SMYRNA		4	37	90%	41
CROSSROADS URGENT CARE		26	15	37%	41
NEWPATH DIAGNOSTICS		33	8	20%	41
CAREATC			41	100%	41
MID-FLORIDA PATHOLOGY, LLC		33	8	20%	41
NORTHWELL HEALTH PLAINVIEW HOSPITAL LABORATORY		32	9	22%	41
STAT ONE URGENT CARE CENTER		2	39	95%	41
CITRUS COUNTY HEALTH DEPARTMENT		35	6	15%	41
EASTERN SHORE URGENT CARE		30	11	27%	41
WHITE-WILSON MEDICAL CENTER		30	11	27%	41
EAST CENTRAL FLORIDA OUTPATIENT IMAGING		29	12	29%	41

COVID-19: testing by laboratory

Data through Mar 31, 2021 verified as of Apr 1, 2021 at 09:25 AM

Data in this report are provisional and subject to change.

The numbers in the table below represent the number of Florida and non-Florida residents for whom test results were received by the Department of Health. A person can be tested by more than one laboratory and can have both positive and negative results. **Therefore, the sum of the numbers in each column will be larger than the total number of people tested.**

Reporting lab	Inconclusive	Negative	Positive	Percent positive	Total
UNIVERSITY OF ALABAMA		38	3	7%	41
BRONX LEBANON HOSPITAL-MEDICAL CENTER		37	4	10%	41
CAPITAL REGIONAL MEDICAL CENTER		2	38	95%	40
M&V SAN JOSE MEDICAL CENTER			40	100%	40
SUNSHINE ASSISTED LIVING		40			40
1ST PRIORITY LAB SERVICES		34	6	15%	40
ADVENT HEALTH CENTRA CARE - LAKE LAND		30	10	25%	40
PRIDE DIAGNOSTICS		24	16	40%	40
PROFESSIONAL PEDIATRICS		38	2	5%	40
CLINICAL PATHOLOGY LABORATORIES, INC		40			40
ROADS PEDIATRICS,LLC		38	2	5%	40
NORTH CAROLINA DEPARTMENT OF HEALTH & HUMAN SERVICES	1		39	98%	40
JUNIPER VILLAGE AT CAPE CORAL		34	5	13%	39
MAIN STREET MEDICAL CENTER OF CRESTVIEW PA		20	19	49%	39
CLINICAL RESEARCH SEQUENCING PLATFORM		8	31	79%	39
BAY COUNTY JAIL ANNEX		34	5	13%	39
WG BAYPOINT VILLAGE SH LLC		38	1	3%	39
BIOFIRE		7	32	82%	39
PREMISE HEALTH MIA		1	38	97%	39
BROOKDALE BRANDON	1	38			39
ADULT MEDICINE OF LAKE COUNTY INC			39	100%	39
MEDEX MEDICAL EXPRESS OF PALATKA LLC			39	100%	39
GUYAN VALLEY WELLNESS CENTER		32	7	18%	39
BOND CLINIC, PA		9	30	77%	39
SOMA MEDICAL CENTER PA #3		5	34	87%	39
LAKE INTERNAL MEDICINE ASSOCIATES PA		32	7	18%	39
STETSON UNIVERSITY STUDENT HEALTH CENTER		3	36	92%	39
GENEXPERT			39	100%	39
COASTAL LABORATORIES OF FLORIDA		35	4	10%	39
CORRECTIONAL MEDICAL GROUP		27	12	31%	39
CEDAR CREEK AT KINGS BAY INC		39			39
ARCPOINT LABS OF WEST PALM BEACH		4	35	90%	39
LAKE SHERIFF		35	4	10%	39
BAYSHORE PATHOLOGY CONSULTANTS PA		37	2	5%	39
ATRIA SAN PABLO		36	2	5%	38
AUTUMN OF SARASOTA		12	26	68%	38
ST JOSEPHS CHILDRENS OUTREACH			38	100%	38
EVIVIA		36	2	5%	38
FLORIDA DEPARMENT OF HEALTH CLAY COUNTY		25	13	34%	38
STEWART MEDICAL GROUP, INC		21	17	45%	38
Life Care Center of Citrus County		37	1	3%	38
LPG PRIMARY CARE AT PINE ISLAND		32	6	16%	38
MINUTECLINIC DIAGNOSTIC OF LOUISIANA		35	3	8%	38
ISLAMORADA VILLAGE OF ISLANDS FIRE RESCUE		36	2	5%	38
HOMWOOD RESIDENCE AT FREEDOM PLAZA		37	1	3%	38
THE MEDICAL GROUP OF SOUTH FLORIDA INC		34	4	11%	38
MAKO MEDICAL		21	17	45%	38

COVID-19: testing by laboratory

Data through Mar 31, 2021 verified as of Apr 1, 2021 at 09:25 AM

Data in this report are provisional and subject to change.

The numbers in the table below represent the number of Florida and non-Florida residents for whom test results were received by the Department of Health. A person can be tested by more than one laboratory and can have both positive and negative results. **Therefore, the sum of the numbers in each column will be larger than the total number of people tested.**

Reporting lab	Inconclusive	Negative	Positive	Percent positive	Total
CCRC @ SUNFLOWER LLC		35	3	8%	38
EC OPCO TIMBERLIN PARC LLC		38			38
ANDALUSIA HEALTH		21	17	45%	38
MOLECULAR DIAGNOSTICS		5	33	87%	38
HR SARASOTA OPERATOR LLC		25	12	32%	37
INNOVATION CLINICAL TRIALS, INC			37	100%	37
CITY OF OCALA EMPLOYEE HEALTH AND WELLNESS CENTER		31	6	16%	37
PONCE THERAPY CARE CENTER		34	3	8%	37
CONNECTICUT DEPARTMENT OF HEALTH		22	15	41%	37
FAMILY EXTENDED CARE OF SEBRING INC		35	2	5%	37
ACCURATE DIAGNOSTIC LAB		35	2	5%	37
BULLS HEAD URGENT CARE		35	2	5%	37
HOLZER HEALTH CENTER		5	32	86%	37
NORTH FLORIDA PHARMACY		35	2	5%	37
ALAN A SMITH MD LLC		34	3	8%	37
THE COLLIER AT NAPLES		36	1	3%	37
TANVIR H SHAGAR NP		31	6	16%	37
PATHOGENIUS LABORATORIES		30	7	19%	37
BELVEDERE COMMONS OF SUN CITY CENTER□		37			37
GRAND VILLA OF DEL RAY WEST		34	3	8%	37
GREENSBORO PATHOLOGY LLC		30	7	19%	37
MINUTECLINIC DIAGNOSTIC OF RHODE ISLAND, LLC #1544		36	1	3%	37
ONE MILO		37			37
FAMILY AND INTERNAL MEDICINE AT AVALON PARK		33	4	11%	37
ST AUGUSTINE PEDIATRIC ASSOC		33	4	11%	37
TAYLORVILLE FAMILY MEDICINE		30	7	19%	37
NIGHT LITE PEDIATRIC CENTER		10	27	73%	37
IMMEDIATE CARE PA		32	4	11%	36
PECONIC BAY MEDICAL CENTER LABORATORY		27	9	25%	36
VETERANS AFFAIRS MEDICAL CENTER - NEW YORK HARBOR		35	1	3%	36
LPG CONVENIENT CARE AT METRO		33	3	8%	36
CENTRAL FLORIDA HEALTH CARE INC WAUCHULA SITE 2		29	7	19%	36
MINUTECLINIC DIAGNOSTIC MEDICAL GROUP		33	3	8%	36
SIDDH INC DBA SAN CARLOS PHARMACY		33	3	8%	36
HARMONY HEALTH OPCO, LLC		15	21	58%	36
WASHINGTON COUNTY HEALTH DEPARTMENT		24	12	33%	36
BVL/LITTLE ANGEL PEDIATRICS		36			36
CAREHERE LAKE SCHOOLS EMPLOYEE HEALTH CENTER		25	11	31%	36
PATHGROUP		9	27	75%	36
CLEARWATER PAIN MANAGEMENT ASSOCIATES		34	2	6%	36
DCH REGIONAL MEDICAL CENTER LABORATORY		35	1	3%	36
ALWAYS BEST CARE SENIOR SERVICES		33	3	8%	36
Kensington Gardens		36			36
D W MCMILLAN MEMORIAL HOSPITAL		25	11	31%	36
MAINSTREET FAMILY URGENT CARE		1	34	97%	35
P23 LABS		35			35
BENTON HOUSE OF CLERMONT		35			35

COVID-19: testing by laboratory

Data through Mar 31, 2021 verified as of Apr 1, 2021 at 09:25 AM

Data in this report are provisional and subject to change.

The numbers in the table below represent the number of Florida and non-Florida residents for whom test results were received by the Department of Health. A person can be tested by more than one laboratory and can have both positive and negative results. **Therefore, the sum of the numbers in each column will be larger than the total number of people tested.**

Reporting lab	Inconclusive	Negative	Positive	Percent positive	Total
GRAND VILLA OF ALTAMONTE SPRINGS		28	7	20%	35
RESIDENTIAL PLAZA AT BLUE LAGOON INC		32	3	9%	35
ST LUCIE COUNTY JAIL		26	9	26%	35
WUESTHOFF MEMORIAL HOSPITAL			35	100%	35
PHYSICIAN ASSOCIATES LLC		26	9	26%	35
SOUTHCOR LABORATORY		4	31	89%	35
RIVERHEAD URGENT CARE		34	1	3%	35
BASSETTI MEDICAL RESEARCH INC		29	6	17%	35
HOLLISMED LLC		33	2	6%	35
ALABAMA CLINICS		19	16	46%	35
COLLIER HMA PHYSICIAN MANAGEMENT LLC		27	8	23%	35
UNION MEDICAL CARE		35			35
PARKSIDE HEALTH AND REHABILITATION CENTER			35	100%	35
BOCA TOXICOLOGY LLC		33	2	6%	35
LAKE COUNTY SCHOOLS EMPLOYEE HEALTH CENTER		24	11	31%	35
CARE HERE		12	23	66%	35
NEUROINTERNATIONAL SARASOTA		32	3	9%	35
IRL		4	31	89%	35
MINUTECLINIC DIAGNOSTIC OF MICHIGAN		32	3	9%	35
PALM POINT BEHAVIORAL HEALTH		35			35
VIKOR SCIENTIFIC		5	30	86%	35
FHMG-FLORIDA HOSPITAL MEDICAL GROUP		25	10	29%	35
ORLANDO CLINICAL RESEARCH CENTER		33	2	6%	35
WALGREENS COVID-19		27	8	23%	35
NCHD		21	14	40%	35
ST. MARYS MEDICAL CENTER		1	34	97%	35
ISLAND LAKE CENTER		14	21	60%	35
UNIVERSITY HOSPITAL		30	5	14%	35
ADVENT HEALTH - FISH MEMORIAL		2	33	94%	35
URGENT CARE USA LLC		2	33	94%	35
POARCH BANC CREEK INDIANS TRIBAL HEALTH DEPARTMENT			35	100%	35
RASHDA ALBIBI M.D. P.A.		31	3	9%	34
FLORIDA PRESBYTERIAN HOMES INC		33	1	3%	34
WALK IN MEDICAL URGENT CARE		34			34
JOHN D ARCHBOLD MEMORIAL HOSPITAL		33	1	3%	34
LONG TERM CARE OF GULF BREEZE LLC		30	4	12%	34
REDI-MED WALK IN FAMILY CLINIC			34	100%	34
FLORIDA PEDIATRIC GROUP PA		28	6	18%	34
THE SPRINGS OF PARC HILL		33	1	3%	34
CITRUS CARE CLINIC			34	100%	34
MINUTE CLINIC LLC #2216		32	2	6%	34
PARAMOUNT WALK-IN CLINIC		1	33	97%	34
MEDCOMP SCIENCES			34	100%	34
BAY STREET PHARMACY		32	2	6%	34
PORT SAINT JOHN FAMILY PRACTICE		21	13	38%	34
SOUTHEASTERN OUTPATIENT SURGERY CENTER		31	3	9%	34
HARBORCHASE OF WELLINGTON CROSSING		32	2	6%	34

COVID-19: testing by laboratory

Data through Mar 31, 2021 verified as of Apr 1, 2021 at 09:25 AM

Data in this report are provisional and subject to change.

The numbers in the table below represent the number of Florida and non-Florida residents for whom test results were received by the Department of Health. A person can be tested by more than one laboratory and can have both positive and negative results. **Therefore, the sum of the numbers in each column will be larger than the total number of people tested.**

Reporting lab	Inconclusive	Negative	Positive	Percent positive	Total
THORNBURG PEDIATRICS		32	2	6%	34
TUSCAN GARDENS OF DELRAY BEACH MANAGEMENT COMPANY,		34			34
TRADITIONAL HOME CARE INC		33	1	3%	34
GOLFCREST HEALTHCARE CENTER		34			34
AYERS NURSING AND REHABILITATION CENTER		34			34
JACKSON HEALTH SYSTEM		2	32	94%	34
MINUTE CLINIC DIAGNOSTIC OF VIRGINIA, LLC		34			34
WELLMED AT NEW TAMPA		24	10	29%	34
FLAGLER HOSPITAL INC	2		32	94%	34
DAVENPORT PEDIATRICS CLERMONT PA		30	4	12%	34
MIDDLETOWN MEDICAL P C		24	10	29%	34
EVERLYWELL		19	14	42%	33
SANFORD MOBILE LAB PGA TOUR		32	1	3%	33
AMBRY GENETICS CORPORATION	23	10			33
GRAND VILLA OF ST. PETERSBURG		31	2	6%	33
COMMUNITY MEDICAL CARE CENTER INC			33	100%	33
EP MEDICAL EQUIPMENT PHARMACY		29	4	12%	33
GREENRIDGE GROUP HOME	3	11	19	58%	33
NIGHT LITE PEDIATRICS URGENT CARE CENTER			33	100%	33
VILLA COURT LLC		33			33
PHOSPHORUS DIAGNOSTICS		27	6	18%	33
CORAL HOUSE ASSISTED LIVING COMMUNITY LLC		33			33
JAMAICA HOSPITAL MEDICAL CENTER		29	4	12%	33
VETERANS HOME		1	32	97%	33
ARTHREX MEDICAL CENTER EAST		25	8	24%	33
GULFSIDE HOSPICE INC		30	3	9%	33
Consulate Health Care of Orange Park		27	6	18%	33
AMMON ANALYTICAL LABORATORIES		29	4	12%	33
METRO KNOXVILLE HMA		25	8	24%	33
WESTWOOD NURSING AND REHABILITATION		28	5	15%	33
WINDSOR WOODS REHAB & HEALTHCARE CTR		32	1	3%	33
AHSE ROP		32	1	3%	33
FLORIDA DEPARTMENT OF HEALTH IN MONROE COUNTY		27	6	18%	33
VETERAN AFFAIRS MEDICAL CENTER - JAMES J PETERS		30	3	9%	33
BOND CLINIC		3	30	91%	33
SOUTHWEST LABS		32			32
IPSUM DIAGNOSTICS		3	29	91%	32
UNIVERSITY MEDICAL CTR OF PRINCETON AT		30	2	6%	32
ROCKLAND URGENT CARE FAMILY HEALTH NP		31	1	3%	32
WARDE MEDICAL LABORATORY		24	8	25%	32
Heartland Health Care Center North Sarasota		18	14	44%	32
CRESTVIEW IMMEDIATE CARE LL		8	24	75%	32
COLORADO DEPARTMENT OF HEALTH LABORATORY SERVICES DIVISION			32	100%	32
WOMENS CARE FLORIDA LABORATORY		25	7	22%	32
ADVANCED URGENT CARE		12	20	63%	32
GRAND VILLA OF NEW PORT RICHEY		25	7	22%	32
WESTMINSTER ST AUGUSTINE		32			32

COVID-19: testing by laboratory

Data through Mar 31, 2021 verified as of Apr 1, 2021 at 09:25 AM

Data in this report are provisional and subject to change.

The numbers in the table below represent the number of Florida and non-Florida residents for whom test results were received by the Department of Health. A person can be tested by more than one laboratory and can have both positive and negative results. **Therefore, the sum of the numbers in each column will be larger than the total number of people tested.**

Reporting lab	Inconclusive	Negative	Positive	Percent positive	Total
BROOKDALE CANOPY OAKS			32	100%	32
PULSE & REMEDY LLC		17	15	47%	32
PASSPORT HEALTH ORLANDO		32			32
OPIS COQUINA CENTER		32			32
FORT CAROLINE GARDENS, INC		30	2	6%	32
LEE MEMORIAL HEALTH SYSTEM D/B/A LEE COMMUNITY		29	3	9%	32
LONG BEACH URGENT CARE		32			32
MADISON POINTE CARE CENTER		32			32
STATEN ISLAND UNIVERSITY HOSPITAL-POUCH		31	1	3%	32
UR CARE FAMILY AND SPORTS MEDICINE			31	100%	31
ADVENTHEALTH MEDICAL GROUP FAMILY & INTERNAL		12	19	61%	31
GROWING TOGETHER PEDIATRICS, LLC		27	4	13%	31
UNIPATH		24	7	23%	31
ORLANDO HEALTH PRIMARY CARE PEDIATRICS		31			31
ATLAN		26	5	16%	31
WALGREEN		21	10	32%	31
JUPITER MEDICAL CENTER PHYSICIANS GROUP, INC		28	3	10%	31
LabCorp L#09258130 M#09258125		12	19	61%	31
PREMIER URGENT CARE CENTER LLC			31	100%	31
Rehabilitation Center of the Palm Beaches		31			31
THE PALMS PHARMACY, INC		28	3	10%	31
REGENCY PARK ASSISTED LIVING FACILITY		29	2	6%	31
NAPHCARE, INC.		21	10	32%	31
DISCOVERY COMMONS AT BRADENTON		31			31
ENT AND ALLERGY ASSOCIATES OF FLORIDA LLC		30	1	3%	31
MICHAEL J D'AMBROSE MD PA		29	2	6%	31
HEALTH FIRST - VIERA HOSPITAL		1	30	97%	31
COLLIER ANESTHESIA PAIN LLC		31			31
EASYCARE WALK-IN CLINIC	1	11	19	61%	31
BAYFRONT MEDICAL		11	20	65%	31
ADVENTHEALTH MEDICAL GROUP FAMILY MEDICINE AT RDV		31			31
AMERICAN ESOTERIC LABORATORIES		15	16	52%	31
Heritage Park Care and Rehabilitation		30			30
Grand Villa of Clearwater		28	2	7%	30
ADVENT HEALTH PRIMARY CARE PLUS, WINTER GARDEN		26	4	13%	30
LAKE MARY - STIRLING CENTER SUITE 202			30	100%	30
CLINCLOUD, LLC			30	100%	30
FORT VALLEY STATE UNIVERSITY		29	1	3%	30
Okeechobee Health Care Facility		16	14	47%	30
WEINBERG VILLAGE		29	1	3%	30
CIGNA PBSO WEST PALM			30	100%	30
CARILLON SPORTS AND FAMILY MEDICINE		23	7	23%	30
GRAND VILLA OF ENGLEWOOD		25	5	17%	30
THE TERRACE AT IVY ACRES ALF		11	19	63%	30
MULBERRY'S MOBILE PROVIDER SERVICES LLC		16	14	47%	30
MINUTE CLINIC DIAGNOSTIC OF SC, LLC #75		29	1	3%	30
MAGNOLIA DIAGNOSTICS, LLC		3	27	90%	30

COVID-19: testing by laboratory

Data through Mar 31, 2021 verified as of Apr 1, 2021 at 09:25 AM

Data in this report are provisional and subject to change.

The numbers in the table below represent the number of Florida and non-Florida residents for whom test results were received by the Department of Health. A person can be tested by more than one laboratory and can have both positive and negative results. **Therefore, the sum of the numbers in each column will be larger than the total number of people tested.**

Reporting lab	Inconclusive	Negative	Positive	Percent positive	Total
CHIPOLA MEDICAL ASSOCIATES		10	20	67%	30
Wiregrass Rehabilitation Center and Nursing Home		28	2	7%	30
COUNTY OF LOS ANGELES			30	100%	30
HERITAGE WATERSIDE		27	3	10%	30
ENCOMPASS HEALTH REHABILITATION HOSPITAL OF SARASOTA		30			30
OAK HARBOR ASSISTED LIVING FACILITY		27	3	10%	30
LEE MEMORIAL HEALTH SYSTEM		26	4	13%	30
NURSES HELPING HANDS INC ALF		30			30
FLORIDA ENDOSCOPY & SURGERY CTR LLC		30			30
MARYLAND DEPARTMENT OF HEALTH			30	100%	30
OAKMONTE VILLAGE		29	1	3%	30
BOCA BIOLISTIC REFERENCE LAB			30	100%	30
AMEERAH LABS			30	100%	30
PERDIDO URGENT CARE		1	29	97%	30
ACCESS 365 URGENT CARE		9	21	70%	30
FAST PACE MEDICAL CLINIC		26	3	10%	29
HUNTINGTON STATION URGENT CARE		28	1	3%	29
STUART REHABILITATION AND HEALTHCARE		14	15	52%	29
UNIVERSITY BEHAVIORAL CENTER		29			29
NORTH PINELLAS CHILDRENS MEDICAL CENTER			29	100%	29
MEDEXPRESS URGENT CARE WEST TAMPA			29	100%	29
WEISS PEDIATRIC CARE LLC		16	13	45%	29
PRO HEALTH HARMONY		29			29
STATCARE URGENT & WALK IN MEDICAL CARE		26	3	10%	29
ST PETER'S BENDER LABORATORY		28	1	3%	29
RESIDENCE AT BAY VUE		27	2	7%	29
PALM GARDEN OF JACKSONVILLE		27	2	7%	29
CHILDREN'S MEDICAL CENTER			29	100%	29
BAPTIST PRIMARY BLACK CREEK SOUTH			29	100%	29
LABORATORY ALLIANCE OF CENTRAL NEW YORK		28	1	3%	29
DAVID LAWRENCE CENTER		25	4	14%	29
COMPREHENSIVE CHILDCARE		23	6	21%	29
UCLA HEALTHCARE CLINICAL LABS		23	6	21%	29
P4CLINICAL	3	2	24	83%	29
CENTER ONE SURGERY CENTER		24	5	17%	29
PALMS, THE		29			29
MIGUEL E TREVINO MD PA		25	4	14%	29
TRINITY URGENT CARE		24	5	17%	29
PANCARE HEALTH - BONIFAY K-8			29	100%	29
UNIV OF ROCHESTER-STRONG MEMORIAL HOSP		28	1	3%	29
RENAISSANCE SENIOR LIVING	1	28			29
CAPE CORAL HOSPITAL ABG LABORATORY		16	13	45%	29
STEWART MELBOURNE HOSPITAL			29	100%	29
MINUTE CLINIC, LLC DBA MINUTECLINIC #4505		27	2	7%	29
INTERIM HEALTHCARE OF NORTHWEST FLORIDA INC		27	2	7%	29
UNIVERSITY OF ILLINOIS VETERINARY DIAG	1	27	1	3%	29
NEMOURS CHILDRENS CLINIC		22	7	24%	29

COVID-19: testing by laboratory

Data through Mar 31, 2021 verified as of Apr 1, 2021 at 09:25 AM

Data in this report are provisional and subject to change.

The numbers in the table below represent the number of Florida and non-Florida residents for whom test results were received by the Department of Health. A person can be tested by more than one laboratory and can have both positive and negative results. **Therefore, the sum of the numbers in each column will be larger than the total number of people tested.**

Reporting lab	Inconclusive	Negative	Positive	Percent positive	Total
SUNTREE INTERNAL MEDICINE		29			29
ROBERT H JENKINS JR VETERANS' DOMICILIARY HOME OF		26	3	10%	29
DUVAL COUNTY HEALTH DEPARTMENT		29			29
STEINHATCHEE DRUGS		23	6	21%	29
A AND R RESEARCH GROUP LLC		25	4	14%	29
FAMILY CARE PARTNERS URGENT CARE LLC		23	6	21%	29
CDC		17	12	41%	29
ACTIVE SENIOR LIVING		26	2	7%	28
SYNIVERSE WELLNESS CENTER		24	4	14%	28
ORANGE PEDIATRICS			28	100%	28
CERON PEDIATRICS & INTEGRATIVE MEDICIN		28			28
LAKELAND NURSING AND REHABILITATION CENTER			28	100%	28
GRAND LIVING AT LAKEWOOD RANCH		27	1	4%	28
MINUTECLINIC DIAGNOSTIC OF RHODE ISLAND, LLC #212		28			28
ASTORIA HEALTH AND REHABILITATION CENTER		27	1	4%	28
KEY PRIMARY CARE			28	100%	28
BROOKDALE PHILLIPPI CREEK			28	100%	28
MARION PEDIATRICS PA		21	7	25%	28
BOCA SIMON LAB		1	27	96%	28
FLORIDA MEDICAL CLINIC - MULTI SPECIALTY CAMPUS		9	19	68%	28
Cleveland Clinic Laboratories		4	24	86%	28
URGENT CARE CENTER			28	100%	28
NATIONAL MENTOR HEALTHCARE LLC			28	100%	28
SUNSHINE PEDIATRICS OF CENTRAL FLORIDA PL		26	2	7%	28
EDEN AT CRESTVIEW		12	16	57%	28
JOSEF SCHENKER MD PC DBA CENTERS URGENT		26	2	7%	28
DOCTOR TODAY TLC LLC			28	100%	28
LAKE PLACID HEALTH AND REHABILITATION		1	27	96%	28
CARDIOLOGY AND MEDICINE ASSOCIATES INC		27	1	4%	28
MINUTE CLINIC DIAGNOSTIC OF VIRGINIA		21	7	25%	28
FAMILY CARE PARTNERS		18	10	36%	28
ORLANDO ORTHOPAEDIC OUTPATIENT SURGERY CENTER		23	5	18%	28
ADVENT HEALTH - FOUR CORNERS ER		20	8	29%	28
PORT ST LUCIE HOSPITAL		25	3	11%	28
RAINBOW PEDIATRICS		1	26	96%	27
BROOKWOOD BAPTIST MEDICAL CENTER		26	1	4%	27
BUREAU OF PUBLIC HEALTH	1	6	20	74%	27
KIVA AT CANTERBURY, LLC		27			27
SPANISH RIVER HIGH SCHOOL ESE		23	4	15%	27
CLEARWATER EMPLOYEE HEALTH CLINIC		11	16	59%	27
BROOKDALE UNIVERSITY HOSPITAL		25	2	7%	27
HEALTHPARK MEDICAL CENTER ABG LAB		26	1	4%	27
CHILDRENS MEDICAL CENTER			27	100%	27
VASSAR BROTHERS MEDICAL CENTER LABORATORY		25	2	7%	27
JOSEF SCHENKER MD PC		27			27
BROWARD HEALTH IMPERIAL POINT NURSING			27	100%	27
THE COMMONWEALTH OF MASSACHUSETTS		1	26	96%	27

COVID-19: testing by laboratory

Data through Mar 31, 2021 verified as of Apr 1, 2021 at 09:25 AM

Data in this report are provisional and subject to change.

The numbers in the table below represent the number of Florida and non-Florida residents for whom test results were received by the Department of Health. A person can be tested by more than one laboratory and can have both positive and negative results. **Therefore, the sum of the numbers in each column will be larger than the total number of people tested.**

Reporting lab	Inconclusive	Negative	Positive	Percent positive	Total
MINUTECLINIC, LLC #08366		22	5	19%	27
SUNCOAST LABS			27	100%	27
LEE PHYSICIAN GROUP		24	3	11%	27
VICK STREET MANOR		27			27
ASSISTED LIVING OF BROWARD		27			27
ATRIA LADY LAKE		27			27
SANITAS		4	23	85%	27
WIREGRASS CLINIC LLC		22	5	19%	27
REOPEN DIAGNOSTICS			27	100%	27
EXPRESS CARE OF BELLEVIEW		27			27
SOUTH FLORIDA BAPTIST HOSPITAL			27	100%	27
FIRST CHOICE PEDIATRICS LOOP		25	2	7%	27
UNION CHD		24	3	11%	27
LEXINGTON PLACE SENIOR LIVING COMMUNITY		27			27
JOSEPH SCHENKER MD PC DBA CENTERS URGENT		24	3	11%	27
PINELLAS 1 HOME HEALTH CARE CORP		27			27
MINUTECLINIC, LLC, DBA MINUTECLINIC #5		24	3	11%	27
GASTROENTEROLOGY ASSOCIATES OF PENSACOLA PA		23	4	15%	27
BROOKDALE SOUTHPOINT			27	100%	27
MARTHA'S HOUSE & ASSISTED LIVING FACILITY		27			27
LOOP PEDIATRICS		22	5	19%	27
EXPRESS FAMILY CARE LLC		11	15	58%	26
Grand Villa of Deerfield Beach		24	2	8%	26
OAKTREE HEALTHCARE			26	100%	26
RJ LEE GROUP	1	23	2	8%	26
DARDEN WELLNESS CENTER		23	3	12%	26
Clearwater Center		12	14	54%	26
MINUTECLINIC DIAGNOSTIC OF TN, PC 374		22	4	15%	26
URGENT FAMILY CARE INC		23	3	12%	26
MONCRIEF ARMY HEALTH CLINIC			26	100%	26
GERALD J KIVETT MD		23	3	12%	26
MINIMALLY INVASIVE VASCULAR INC		24	2	8%	26
ADVENT HEALTH PARTIN SETTLEMENT HEALTH PARK		18	8	31%	26
THE MINIER URGENT CARE		20	6	23%	26
ENCOMPASS HEALTH REHABILITATION HOSPITAL OF PANAMA CITY		21	5	19%	26
EPIC REFERENCE LABS INC			26	100%	26
WAKULLA COUNTY HEALTH DEPARTMENT		12	14	54%	26
GOOD SAMARITAN HOSPITAL LABORATORY		23	3	12%	26
CANTON-POTSDAM HOSPITAL LABORATORY		25	1	4%	26
PULMONARY SPECIALISTS OF THE PALM BEACHES		16	10	38%	26
MONTEFIORE NEW ROCHELLE HOSPITAL		24	2	8%	26
MINUTECLINIC DIAGNOSTIC OF TEXAS		22	4	15%	26
ADVENT HEALTH MEDICAL GROUP- FAMILY MEDICINE AT DR. PHILIPS		21	5	19%	26
PARK WEST MEDICAL CENTER		25	1	4%	26
LAKES DIALYSIS CENTER INC			26	100%	26
ABL MEDICAL CARE LLC			26	100%	26
LOT HEALTH SERVICES	1	25			26

COVID-19: testing by laboratory

Data through Mar 31, 2021 verified as of Apr 1, 2021 at 09:25 AM

Data in this report are provisional and subject to change.

The numbers in the table below represent the number of Florida and non-Florida residents for whom test results were received by the Department of Health. A person can be tested by more than one laboratory and can have both positive and negative results. **Therefore, the sum of the numbers in each column will be larger than the total number of people tested.**

Reporting lab	Inconclusive	Negative	Positive	Percent positive	Total
TREEHOUSE PEDIATRICS & FAMILY CARE		26			26
MINUTECLINIC, LLC #4230		22	4	15%	26
CAREATC INC BRANDON	2	22	2	8%	26
COLORADO DEPARTMENT OF PUBLIC HEALTH AND ENVIRONMENT			26	100%	26
WEST BROWARD CARE CENTER		24	2	8%	26
PALM BEACH COUNTY FIRE RESCUE		24	2	8%	26
EAST HILL MEDICAL GROUP		17	9	35%	26
HOLIDAY MEDICAL ASSOCIATES		1	25	96%	26
BAYCARE HEALTH SYSTEMS, LLC			26	100%	26
LABORATORY MEDICINE CONSULTANTS-LMC PA		24	2	8%	26
PBSO WEST PALM FAMILY PRACTICE		1	24	96%	25
CARENOW - DOWNTOWN NORTH GULCH		24	1	4%	25
WESTPAC LABS		1	24	96%	25
COMMUNITY HEALTH OF SOUTH FLORIDA			25	100%	25
FEDERAL PRISON CAMP PENSACOLA			25	100%	25
COOPER HEALTHCARE		22	3	12%	25
ADVENT HEALTH - LAKE MARY PEDIATRICS		16	9	36%	25
GREEN GABLES ASSISTED LIVING FACILITY		25			25
MAYO CLINIC JACKSONVILLE		1	24	96%	25
MINUTECLINIC DIAGNOSTIC OF PENNSYLVANI		24	1	4%	25
ST. CLOUD HOSPITAL		20	5	20%	25
THE WATERMARK AT VISTAWILLA		25			25
SUNQUEST		3	22	88%	25
Summit Medical Group Westfield Lab		22	3	12%	25
MEDEXPRESS URGENT CARE - BLOOMINGTON		22	3	12%	25
MD BEAUTY LABS, PA		23	2	8%	25
COASTAL COMPLETE CARE		11	14	56%	25
SUMMERGATE PHARMACY		23	2	8%	25
MINUTE CLINIC DIAGNOSTIC OF NEW JERSEY		24	1	4%	25
MADWAR		19	6	24%	25
DELRAY BEACH FACIAL PLASTIC SURGERY		25			25
SOUTH FLORIDA DIALYSIS CENTER		8	17	68%	25
COASTAL SKIN SURGERY AND DERMATOLOGY		18	7	28%	25
ASURANCE SCIENTIFIC LABORATORIES		24	1	4%	25
Casa Mora Rehabilitation & Extended Care		25			25
HUNT CLUB PEDIATRIC ASSOCIATES LLC		21	4	16%	25
PINELLAS PARK FIRE DEPARTMENT		25			25
TALLAHASSEE DEVELOPMENTAL CENTER□		24	1	4%	25
EMORY CLINIC, THE		24	1	4%	25
ACCESS HEALTH CARE PHYSICIANS LLC		10	15	60%	25
ENCOMPASS HEALTH REHABILITATION HOSPITAL		25			25
ARCPPOINT LABS OF FORT LAUDERDALE		25			25
ORLANDO FAMILY MEDICINE		10	15	60%	25
ADVENT HEALTH EXPRESS		9	16	64%	25
ENGLEWOOD HOSPITAL AND MEDICAL CENTER		19	5	21%	24
THE CHAPPEL GROUP RESEARCH		24			24
ROSLYN URGENT CARE		24			24

COVID-19: testing by laboratory

Data through Mar 31, 2021 verified as of Apr 1, 2021 at 09:25 AM

Data in this report are provisional and subject to change.

The numbers in the table below represent the number of Florida and non-Florida residents for whom test results were received by the Department of Health. A person can be tested by more than one laboratory and can have both positive and negative results. **Therefore, the sum of the numbers in each column will be larger than the total number of people tested.**

Reporting lab	Inconclusive	Negative	Positive	Percent positive	Total
FINLAY C. LABORATORY		4	20	83%	24
ENCOMPASS HOME HEALTH OF THE SOUTHEAST LLC		22	2	8%	24
ATRIA AT ST JOSEPHS		24			24
MADISON COUNTY MEMORIAL HOSP		12	12	50%	24
MED PLUS FLORENCE		20	4	17%	24
HEALTH MED CENTERS		24			24
SANFORD PEDIATRIC ASSOCIATES, PA		22	2	8%	24
PHYSICIANS PRIMARY CARE OF SW FLORIDA PL		24			24
AVENTIS BIO-SERVICES CTL		24			24
WELLOW URGENT CARE		23	1	4%	24
LABORATORY DYNAMICS		20	4	17%	24
CANCER RESEARCH LAB, BOB JONES UNIVERSITY		23	1	4%	24
VIRTUA		20	4	17%	24
ROWLETT MIDDLE ACADEMY		22	2	8%	24
PALMS MEDICAL GROUP - LAKE CITY WEST		3	21	88%	24
RAINBOW PEDIATRIC CENTER		2	22	92%	24
CSH LAKE ORIENTA LP		24			24
WESTMINSTER WOODS ON JULINGTON CREEK		22	2	8%	24
CARE CENTERS OF NASSAU LLC MINER ROAD NORTH		24			24
EXPRESS CARE OF TAMPA BAY LLC		2	22	92%	24
SENIOR HEALTH OF WINTER PARK DUNDEE		24			24
TARPON BAYOU CENTER			24	100%	24
ECC PEDIATRICS		24			24
SENIOR LIVING IV SUN CITY LLC		17	7	29%	24
BLUE SPRINGS SURGERY CENTER		24			24
TOTAL ACCESS URGENT CARE		1	23	96%	24
PRIME CARE ONE LLC/HARBORCHASE OF VENICE			24	100%	24
THE LODGE AND REHABILITATION CENTER		9	15	63%	24
TIMBERLANE LODGE ALF	1	16	7	29%	24
SHORE MEMORIAL HOSPITAL		21	3	13%	24
ALAN SERURE MD		24			24
AIR, LAND & SEA PHYSICALS & CONSULTATIONS, LLC		23	1	4%	24
NOVANT HEALTH		18	6	25%	24
PALMETTO PEDIATRICS			24	100%	24
HENNEPIN COUNTY MEDICAL CENTER (HCMC)		13	11	46%	24
WALGREENS #04809		20	4	17%	24
HERITAGE OAKS ASSISTED LIVING & MEMORY CARE		20	4	17%	24
MAGNOLIA PEDIATRICS		4	20	83%	24
HALIFAX HEALTH URGENT CARE		4	20	83%	24
URGENT CARE USA			24	100%	24
PHYSICIANS STAT		3	21	88%	24
SPRINGWOOD COURT		19	5	21%	24
PACIFICA SENIOR LIVING FORT MYERS		15	9	38%	24
MINUTECLINIC DIAGNOSTIC OF TN PC #378		21	3	13%	24
SOMA MEDICAL CENTER # 4		2	22	92%	24
VILLAGES REHABILITATION AND NURSING CENTER		24			24
SUMMIT MEDICAL GROUP - 75 E NORTHFIELD		22	2	8%	24

COVID-19: testing by laboratory

Data through Mar 31, 2021 verified as of Apr 1, 2021 at 09:25 AM

Data in this report are provisional and subject to change.

The numbers in the table below represent the number of Florida and non-Florida residents for whom test results were received by the Department of Health. A person can be tested by more than one laboratory and can have both positive and negative results. **Therefore, the sum of the numbers in each column will be larger than the total number of people tested.**

Reporting lab	Inconclusive	Negative	Positive	Percent positive	Total
KINDRED HOSPITAL OCALA		21	3	13%	24
SARASOTA MEMORIAL NURSING & REHABILITATION CTR		24			24
MID FLORIDA PATHOLOGY LLC		23	1	4%	24
COURTYARDS OF ORLANDO		24			24
STATE LAB		2	22	92%	24
CENTERPLACE HEALTH		3	21	88%	24
WELLMED AT PLANT CITY		11	13	54%	24
NEW JERSEY		22	1	4%	23
ST VINCENT'S EAST		21	2	9%	23
CARLOS F FUSTER MD PA		21	2	9%	23
BOZEMAN HEALTH DEACONESS HOSPITAL		18	5	22%	23
CORE LABORATORY		1	22	96%	23
UNIV OF NORTH ALABAMA HEALTH CENTER		22	1	4%	23
BAYFRONT FAMILY HEALTH CENTER		3	20	87%	23
PM PEDIATRICS		22	1	4%	23
FLORIDA MEDICAL CLINIC IM MLK		16	7	30%	23
WILLAMETTE VALLEY TOXICOLOGY LLC		21	2	9%	23
SMH PHYSICIAN SERVICES INC		22	1	4%	23
GRAND VILLA OF PINELLAS PARK		21	2	9%	23
UAH STUDENT HEALTH CENTER		16	7	30%	23
EMORY UNIVERSITY HOSPITAL		19	4	17%	23
EMORY BENNETT VETERANS NURSING HOME	1	22			23
PHYSICIANS CARE		20	3	13%	23
ISLAND COAST PEDIATRICS PA		22	1	4%	23
NEWYORK-PRESBYTERIAN/ LAWRENCE HOSPITAL LABORATORY		21	2	9%	23
ADVANCED URGENT CARE CENTER		7	16	70%	23
JUST FOR KIDS PEDIATRICS		5	18	78%	23
GRAND VILLA OF ORMOND BEACH		20	3	13%	23
WUESTHOFF MEDICAL CENTER-MELBOURNE			23	100%	23
LAKEVIEW HEALTH CARE SYSTEMS		9	14	61%	23
TIFFANY LAKE CARE CENTERS INC		23			23
ELLKAY HEALTHCARE DATA PLUMBERS	23				23
ST VINCENTS AMBULATORY CARE INC DBA		20	3	13%	23
HOWARD BEACH URGENT CARE		22	1	4%	23
JUPITER MEDICAL CENTER			23	100%	23
EGL GENETIC DIAGNOSTICS		1	22	96%	23
MINUTECLINIC DIAGNOSTIC OF TN PC #6435		21	2	9%	23
OMEGA LABORATORIES		19	4	17%	23
ADVENTHEALTH MEDICAL GROUP PULMONOLOGY		20	3	13%	23
NOBLE SENIOR LIVING		3	20	87%	23
ADEPT INPATIENT MEDICAL SERVICES PC		23			23
MIDNIGHT MEDICINE			23	100%	23
FORT SANDERS REGIONAL LABORATORY		23			23
WOODHOUSE INC		17	6	26%	23
UNIVERSITY HILLS HEALTH AND REHABILITATION CENTER		18	5	22%	23
UF HEALTH NORTH JACKSONVILLE			23	100%	23
ORLANDO ORTHOPAEDIC CENTER		21	2	9%	23

COVID-19: testing by laboratory

Data through Mar 31, 2021 verified as of Apr 1, 2021 at 09:25 AM

Data in this report are provisional and subject to change.

The numbers in the table below represent the number of Florida and non-Florida residents for whom test results were received by the Department of Health. A person can be tested by more than one laboratory and can have both positive and negative results. **Therefore, the sum of the numbers in each column will be larger than the total number of people tested.**

Reporting lab	Inconclusive	Negative	Positive	Percent positive	Total
TOTTENVILLE CIRCLE URGENT CARE		22			22
RAYMOND BASRI MD		20	2	9%	22
AHMG SURGICAL SPECIALIST		22			22
SEAGRASS VILLAGE			22	100%	22
HARBOUR ISLAND PEDIATRICS		13	9	41%	22
CARESPOT		2	20	91%	22
ELAN SPANISH SPRINGS		4	18	82%	22
CENTRAL FLORIDA PEDIATRIC URGENT CARE LLC		18	4	18%	22
EBEIDS MD PEDIATRICS		19	3	14%	22
CHARLOTTE CHD PORT CHARLOTTE		18	4	18%	22
DALE MEDICAL CENTER		17	5	23%	22
OLIVE BRANCH HEALTH AND REHABILITATION CENTER			22	100%	22
MINUTECLINIC DIAGNOSTIC OF TN PC #320		14	8	36%	22
TEN HEALTHCARE		6	16	73%	22
CL BRUMBACK PRIMARY CARE CLINIC LANTANA		2	20	91%	22
JESSIE TRICE COMMUNITY HEALTH SYSTEM, INC		6	16	73%	22
DIACARTA INC.		22			22
FLORIDA PEDIATRICS		6	16	73%	22
NEW YORK PRESBYTERIAN - ALLEN HOSPITAL		22			22
UTAH DEPARTMENT OF HEALTH			22	100%	22
MOBILE DIVISION LABORATORY		7	15	68%	22
APOLLO SURGERY CENTER		20	2	9%	22
FORT PIERCE FAMILY CARE INC		16	6	27%	22
MORNINGSIDE MANOR & VILLA ADULT CARE C		22			22
MARATHON HEALTH FOR LIFE		19	3	14%	22
SOLE HEALTH LLC		22			22
GILCHRIST COUNTY JAIL		20	2	9%	22
ST ELIZABETH MEDICAL CENTER LABORATORY		19	3	14%	22
MEDI STATION			22	100%	22
KELLY'S ASSISTED LIVING FACILITY		22			22
NORTHWEST FLORIDA COMMUNITY HOSPITAL 3RD FLOOR		20	2	9%	22
FLORIDA HOSPITAL LABS		12	10	45%	22
PULSE MEDICAL GROUP INC			22	100%	22
ERIC C MARSHAL MD, PC DBA MINUTECLINIC		21	1	5%	22
South Heritage Health and Rehab		22			22
KISSIMMEE VA OUTPATIENT CLINIC		21	1	5%	22
ROCKLEDEGE REGIONAL MEDICAL CENTER		17	5	23%	22
FAMILY AND AFTER HOURS CARE		22			22
STEWART MEDICAL GROUP INC			22	100%	22
FLORENCE J HUNT STUDENT WELLNESS CENTER - HEALTH SERVICES (ABBOTT)		22			22
GLEN COVE HOSPITAL		22			22
ALPHA PHARMACY		19	3	14%	22
HUNT CLUB MEDICAL		15	7	32%	22
Wesley Place on Honeysuckle		20	2	9%	22
BAYCARE MEDICAL GROUP INC		2	19	90%	21
CVS NC3516POCT WINSTON SALEM		19	2	10%	21
HOPE HEALTHCARE		21			21

COVID-19: testing by laboratory

Data through Mar 31, 2021 verified as of Apr 1, 2021 at 09:25 AM

Data in this report are provisional and subject to change.

The numbers in the table below represent the number of Florida and non-Florida residents for whom test results were received by the Department of Health. A person can be tested by more than one laboratory and can have both positive and negative results. **Therefore, the sum of the numbers in each column will be larger than the total number of people tested.**

Reporting lab	Inconclusive	Negative	Positive	Percent positive	Total
CVS NC7588POCT ASHEVILLE		18	3	14%	21
ROSS MEDICAL GROUP			21	100%	21
BIG BEND HOSPICE INC		21			21
HOUSE CALLS PROFESSIONAL LLC		18	3	14%	21
PRIMECARE OF DOTHAN-DALEVILLE CLINIC		16	5	24%	21
ENCOMPASS HEALTH REHABILITATION OF ALTAMONTE		16	5	24%	21
CONNECTDX		6	15	71%	21
TAMPA URGENT CARE			21	100%	21
SOUTH NASSAU COMMUNITIES HOSPITAL		17	4	19%	21
LMH SKILLED NURSING UNIT		21			21
ESOTERIX GENETIC LABORATORIES		16	5	24%	21
ADIRONDACK MEDICAL CENTER		21			21
ARDEN COURTS OF WINTER SPRINGS		18	3	14%	21
NEW YORK METHODIST HOSPITAL		17	4	19%	21
ST VINCENT'S URGENT CARE		18	3	14%	21
METROPOLITAN CHARITIES INC		19	2	10%	21
JEFFERSON K-12, A SOMERSET SCHOOL- CLINIC		17	4	19%	21
FLUSHING HOSPITAL MEDICAL CENTER		17	4	19%	21
MORRIS PARK URGENT CARE		18	3	14%	21
PALM BAY FAMILY PRACTICE		4	17	81%	21
COASTAL FAMILY PRACTICE		13	8	38%	21
1 TOUCH TOTALCARE SOLUTIONS		19	2	10%	21
OHIO CVS STORES, LLC DBA		19	2	10%	21
BASSETTI & ASSOCIATES, MD, PA			21	100%	21
POINT OF CARE CLINICS PRIMARY CARE		20	1	5%	21
MINUTECLINIC, LLC, DBA MINUTECLINIC #2544		20	1	5%	21
MARQUES PEDIATRICS			21	100%	21
TENNESSEE DEPARTMENT OF HEALTH		15	6	29%	21
ROCKLEDGE FAMILY HEALTH			21	100%	21
COLUMBIA MEMORIAL HOSPITAL		21			21
WELLMED AT LAKE COPELAND		15	6	29%	21
UPMC CHAUTAUQUA AT WCA LABORATORY		20	1	5%	21
INTERNATIONAL MEDICAL LABORATORY INC		21			21
CLINICAL PATHOLOGY LABORATORIES SOUTHEAST			21	100%	21
ST JUDE CHILDRENS RESEARCH HOSPITAL		21			21
LAKE HOWARD HEIGHTS	1	18	2	10%	21
LPG PRIMARY CARE AT CAPE CORAL PARKWAY		19	2	10%	21
DHMD		20			20
TREASURE ISLE LLC		20			20
SMS DO PA		18	2	10%	20
PRIMARY CARE MEDICINE	1	13	6	30%	20
A LILIKO'I PHARMACY LLC		19	1	5%	20
SOUTHEAST GEORGIA HEALTH SYSTEM, INC		17	3	15%	20
MINUTECLINIC DIAGNOSTIC OF NORTH		18	2	10%	20
BEST MEDICAL CENTER		11	9	45%	20
MCWHORTER SCHOOL OF PHARMACY		20			20
STATCARE URGENT AND WALK-IN MEDICAL CA		18	2	10%	20

COVID-19: testing by laboratory

Data through Mar 31, 2021 verified as of Apr 1, 2021 at 09:25 AM

Data in this report are provisional and subject to change.

The numbers in the table below represent the number of Florida and non-Florida residents for whom test results were received by the Department of Health. A person can be tested by more than one laboratory and can have both positive and negative results. **Therefore, the sum of the numbers in each column will be larger than the total number of people tested.**

Reporting lab	Inconclusive	Negative	Positive	Percent positive	Total
PONCE PLAZA NURSING & REHAB CENTER		4	16	80%	20
VIERA FAMILY MEDICINE AND WELLNESS		16	4	20%	20
ESTATES MEDICAL CENTER		12	8	40%	20
Sovereign Laboratory Services, LLC		17	3	15%	20
WINTER PARK FAMILY PRACTICE LLC		17	3	15%	20
MEDEMERGE		18	2	10%	20
CONSOLIDATED LAB SERVICES		10	10	50%	20
HENDRY REGIONAL CORPORATE HEALTH			20	100%	20
THE VILLAGES HEALTH		12	8	40%	20
DIXIE COUNTY HEALTH DEPARTMENT		13	7	35%	20
ODYSSEY HEALTHCARE OF MARION COUNTY, LLC		19	1	5%	20
TGH MEDICAL GROUP LABORATORY CARROLLWOOD			20	100%	20
MINUTECLINIC DIAGNOSTIC OF ILLINOIS L		15	5	25%	20
LEE COMMUNITY HEALTHCARE INC CAPE CORAL		20			20
MINUTECLINIC DIAGNOSTICS MEDICAL GROUP		19	1	5%	20
SONATA BOYNTON BEACH		18	2	10%	20
LPG PRIMARY CARE AT BONITA BAY LIFESTYLE CENTER		18	2	10%	20
CARESPOT OF NOCATEE		1	19	95%	20
ADVANCED HEALTHCARE ASSOCIATES		18	2	10%	20
WINSHIPS PHARMACY INC		20			20
HEALTHY MINORS, LLC.		20			20
LAKE WORTH MANOR		19	1	5%	20
OCEANSIDE URGENT CARE		20			20
GADSDEN COUNTY HEALTH DEPARTMENT		14	6	30%	20
REDITUS LABORATORIES			20	100%	20
GOOD SAMARITAN SOCIETY OF DAYTONA		16	4	20%	20
DEPT OF VA MEDICAL CENTER - BAY PINES			20	100%	20
STATEN ISLAND UNIVERSITY HOSPITAL		19	1	5%	20
BAY PEDIATRICS PA		18	2	10%	20
GUARDANT HEALTH		14	6	30%	20
BETHESDA HEALTH PHYSICIAN GROUP INC			20	100%	20
PRIMARY CARE SPECIALISTS OF ORLANDO LLC		15	5	25%	20
PROFESSIONAL PARK PEDIATRICS PA			20	100%	20
RHODE ISLAND DEPARTMENT OF HEALTH			20	100%	20
WELLSTAR KENNESTONE HOSPITAL		17	3	15%	20
PEDIATRIC ASSOCIATES PA		17	3	15%	20
SOUTH CAROLINA DEPARTMENT OF HEALTH			20	100%	20
BROOKDALE MANDARIN CENTRAL		7	13	65%	20
MEDICAL EXPRESS CORP		18	2	10%	20
BAYFRONT HMA CONVENIENT CARE, LLC		2	18	90%	20
BAYSIDE LABORATORIES INC		20			20
ORANGE REGIONAL MEDICAL CENTER LABORATORY		14	5	26%	19
KINGS BAY PEDIATRICS LLC		15	4	21%	19
HARLEM HOSPITAL CENTER		18	1	5%	19
COMMUNITY HOME HEALTH CARE		19			19
GENTIVA HEALTH SERVICES		17	2	11%	19
HELIX DIAGNOSTICS			19	100%	19

COVID-19: testing by laboratory

Data through Mar 31, 2021 verified as of Apr 1, 2021 at 09:25 AM

Data in this report are provisional and subject to change.

The numbers in the table below represent the number of Florida and non-Florida residents for whom test results were received by the Department of Health. A person can be tested by more than one laboratory and can have both positive and negative results. **Therefore, the sum of the numbers in each column will be larger than the total number of people tested.**

Reporting lab	Inconclusive	Negative	Positive	Percent positive	Total
DSI MANAGEMENT LLC		19			19
FLORIDA MEDICAL CL ODOM TPA		9	10	53%	19
BAPTIST MEDICAL GRP URGENT CARE & OCC HEALTH AIRPO		19			19
BAPTIST PEDIATRICS		15	4	21%	19
MONROE COUNTY DETENTION CENTER			19	100%	19
LAB INTERMARKET FACILITY LAB		1	18	95%	19
SEVEN RIVERS REGIONAL MEDICAL CENTER		5	14	74%	19
GRACE WELLNESS CENTER		8	11	58%	19
EMERALD COAST HOSPICE - CRESTVIEW		19			19
NANO HEALTH ASSOCIATES LLC		19			19
BAYVIEW MEDICAL		19			19
EDWARD S BENNETT MD PLLC		19			19
JACKSON NORTH MEDICAL CENTER		2	17	89%	19
DOCTORS MEDICAL CENTER OF WALTON COUNTY CLINIC			19	100%	19
SHELBY BAPTIST MEDICAL CENTER		14	5	26%	19
OCEAN REEF MEDICAL CENTER, LLC			19	100%	19
PALM BEACH GARDENS MEDICAL CENTER			19	100%	19
ROYAL PALM MEDICAL GROUP, INC		19			19
NO NAME		8	11	58%	19
GRAND VILLA OF BOYNTON BEACH		18	1	5%	19
LEE PHYSICIAN GROUP COLLEGE POINT		19			19
MINUTECLINIC DIAGNOSTIC OF LOUISIANA,		18	1	5%	19
WACO HHSSURGEWACO	1	15	3	16%	19
FAMILY CARE CYPRESS CREEK		1	18	95%	19
GLEN OAKS URGENT CARE		18	1	5%	19
LOVING CARE OF THE TREASURE COAST LLC	1	13	5	26%	19
STONE WASH CLINICAL LABORATORIES		2	17	89%	19
FLORIDA COMMUNITY HEALTH CENTER OF ST. LUCIE		1	18	95%	19
TEXAS DEPARTMENT OF STATE HEALTH SERVICES		3	16	84%	19
REGENCY SQUARE MALL - SEARS		3	16	84%	19
BAPTIST MEMORIAL HEALTH CARE		17	2	11%	19
FOX FAMILY PRACTICE		19			19
BRIDGEWAY HEALTH CLINICS INC			19	100%	19
MED LABS DIAGNOSTICS		10	9	47%	19
GRAND VILLA OF LARGO		17	2	11%	19
CLERMONT ADVENTHEALTH CENTRA CARE		1	18	95%	19
AUBURN COMMUNITY HOSPITAL		17	2	11%	19
FLORIDA HOSPITAL WINTER GARDEN		15	4	21%	19
CARENOW URGENT CARE-BRENTWOOD		13	6	32%	19
COMMONWEALTH OF MASSACHUSETTS			19	100%	19
PATIENTS CHOICE LAB OF IND, LLC		16	3	16%	19
MICHELLE S PAGE MD PA		18	1	5%	19
BARTON FAMILY PRACTICE		8	11	58%	19
INTEGRATED REGIONAL LABORATORIES - LARGO			19	100%	19
MED HEALTH SERVICES		18	1	5%	19
MINUTECLINIC DIAGNOSTIC PA		17	2	11%	19
Citymd Of Lacey		16	3	16%	19

COVID-19: testing by laboratory

Data through Mar 31, 2021 verified as of Apr 1, 2021 at 09:25 AM

Data in this report are provisional and subject to change.

The numbers in the table below represent the number of Florida and non-Florida residents for whom test results were received by the Department of Health. A person can be tested by more than one laboratory and can have both positive and negative results. **Therefore, the sum of the numbers in each column will be larger than the total number of people tested.**

Reporting lab	Inconclusive	Negative	Positive	Percent positive	Total
ELTINGVILLE CIRCLE URGENT CARE		18	1	5%	19
49D2045214PHYSICIAN OFFICE-WAIVER-MEDEXPRESS URGENT CARE - HARRISONBU		10	9	47%	19
CARE POINT HEALTH & WELLNESS CENTER		19			19
MINUTECLINIC DIAGNOSTIC OF NORTH CAROLINA PC		16	3	16%	19
ALL PEDIATRIC CARE			19	100%	19
ANYLABTESTNOW		6	13	68%	19
TRINITY MEDICAL ASSOCIATES LLC			19	100%	19
IONA COLLEGE HEALTH & WELLNESS CENTER		18			18
EAST RIDGE RETIREMENT VILLAGE		18			18
COLLEGE POINT URGENT CARE		15	3	17%	18
URGENT TEAM		15	3	17%	18
ADVENT HEALTH MEDICAL GROUP FAMILY AND INTERNAL MEDICINE AT AVALON PAR		17	1	6%	18
MADISON CORE LABORATORIES		17	1	6%	18
MOORINGS PARK OAKSTONE AT GREY OAKS		17	1	6%	18
Grand Villa of Dunedin		12	6	33%	18
MIAMI BEACH MEDICAL GROUP			18	100%	18
MINUTECLINIC #8699		14	4	22%	18
ADVENT HEALTH - KISSIMMEE		6	12	67%	18
CAREHERE- LCS LEESBURG			18	100%	18
GRAND VILLA OF DELRAY EAST		18			18
MINUTECLINIC DIAGNOSTIC OF MICHIGAN PC		17	1	6%	18
BAY COUNTY HEALTH DEPARTMENT		14	4	22%	18
URGENT CARE AT LONGWOOD			18	100%	18
LEE COMMUNITY HEALTHCARE INC NORTH FORT MYERS		18			18
CABOT RESERVE ON THE GREEN		18			18
MINUTECLINIC MINUTECLINIC #8746		17	1	6%	18
Z UROLOGY		18			18
MINUTECLINIC DIAGNOSTIC OF RHODE ISLAND, LLC #590		17	1	6%	18
GENERAL INTERNAL MEDICINE MEDICAL CTR CLINIC		13	5	28%	18
ST. JUDES LABORATORIES		12	6	33%	18
ADVENTIST HEALTH SYSTEM		16	2	11%	18
TENDER CARE ALF		18			18
XPRESS WELLNESS URGENT CARE			18	100%	18
Floral Health and Rehabilitation, LLC		17	1	6%	18
BROWNE MEDICAL		16	2	11%	18
THE CANOPY AT HARPER LAKE	1		17	94%	18
USCG AIR STATION CLEARWATER CLINIC		17	1	6%	18
AURORA UNIVERSITY WELLNESS CENTER		18			18
TNC WALK IN CLINIC		13	5	28%	18
ST CATHERINE OF SIENA HOSPITAL		16	2	11%	18
AURORA DIAGNOSTICS		6	12	67%	18
VALLEY IMMEDIATE CARE		16	2	11%	18
STAT MEDICAL CLINIC III INC		12	6	33%	18
OSCEOLA ALF OPERATOR, LLC DBA□		18			18
BROOKDALE ST AUGUSTINE		1	17	94%	18
PASSPORT HEALTH OF TAMPA BAY		18			18
HARTFORD HOSPITAL ANCILLARY LAB		17	1	6%	18

COVID-19: testing by laboratory

Data through Mar 31, 2021 verified as of Apr 1, 2021 at 09:25 AM

Data in this report are provisional and subject to change.

The numbers in the table below represent the number of Florida and non-Florida residents for whom test results were received by the Department of Health. A person can be tested by more than one laboratory and can have both positive and negative results. **Therefore, the sum of the numbers in each column will be larger than the total number of people tested.**

Reporting lab	Inconclusive	Negative	Positive	Percent positive	Total
TPCA CLINICAL LABORATORIES		15	3	17%	18
ASCENSION ST VINCENT'S PRIMARY CARE		1	17	94%	18
MORTON PLANT NORTH BAY HOSPITAL			18	100%	18
MEDEXPRESS URGENT CARE - TIMBERLAKE		16	2	11%	18
GRAND AVE PHARMACY		1	17	94%	18
UM MILLER SCHOOL OF MEDICINE			18	100%	18
MARION COUNTY HEALTH DEPARTMENT		17	1	6%	18
CRANES VIEW LODGE			18	100%	18
MINUTECLINIC DIAGNOSTIC OF TN PC #6363		15	3	17%	18
ADVENT HEALTH - WINTER HAVEN		8	10	56%	18
WALGREEN EASTERN CO, INC		18			18
PPD - IXLAYER		17	1	6%	18
CLEVELAND CLINIC FLORIDA		1	17	94%	18
ALBIBI		1	16	94%	17
WALGREENS #04618		16	1	6%	17
ST JOSEPH HOSPITAL		16	1	6%	17
PARRISH HEALTH CENTER		14	3	18%	17
HEALTHCARE NOW			17	100%	17
REGENEXX TAMPA BAY		14	3	18%	17
UVMCM MICROBIOLOGY		16	1	6%	17
ABC PEDIATRICS OF PORT ST LUCIE		15	2	12%	17
LAKELAND HILLS CENTER		10	7	41%	17
YUSRA MEDICAL ASSOCIATES PA		14	3	18%	17
UNIVERSITY LAB			17	100%	17
ADVENTHEALTH MEDICAL GROUP PEDIATRICS AT		4	13	76%	17
LYNN KEEFE, MD PEDIATRICS		14	3	18%	17
RESOLVE MOLECULAR DIAGNOSTICS		13	4	24%	17
CVS MINUTE CLINIC DIAGNOSTIC OF TEXAS LLC		13	4	24%	17
BAY BREEZE HEALTH AND REHABILITATION CENTER		9	8	47%	17
CVA MINUTE CLINIC DIAGNOSTIC OF VIRGINIA, LLC		17			17
FAST PACE MEDICAL CLINIC PLLC		15	2	12%	17
MD PLUS URGENT CARE, LLC			17	100%	17
PRATTVILLE BAPTIST HOSPITAL		13	4	24%	17
MINUTECLINIC DIAGNOSTIC OF TEXAS LLC		15	2	12%	17
MASSACHUSETTS GENERAL HOSPITAL		1	16	94%	17
FORT HAMILTON URGENT CARE		17			17
CARESPOT EXPRESS HEALTHCARE			17	100%	17
CITY OF NAPLES FIRE RESCUE		14	3	18%	17
ROBERT WOOD JOHNSON UNIVERSITY HOSP		15	2	12%	17
VENICE REGIONAL BAYFRONT HEALTH			17	100%	17
MEDEXPRESS URGENT CARE, MOON TOWNSHIP		16	1	6%	17
INN AT LAKE SEMINOLE SQUARE, THE		17			17
UNIVERSITY OF ALABAMA - FUNGAL REFERENCE LABORATORY		12	5	29%	17
NORTHSIDE HOSPITAL EMERGENCY DEPT		14	3	18%	17
MAITLAND PRIMARY CARE		9	8	47%	17
COAST MED URGENT CARE		16	1	6%	17
MARCO DRUGS AND COMPOUNDING		13	4	24%	17

COVID-19: testing by laboratory

Data through Mar 31, 2021 verified as of Apr 1, 2021 at 09:25 AM

Data in this report are provisional and subject to change.

The numbers in the table below represent the number of Florida and non-Florida residents for whom test results were received by the Department of Health. A person can be tested by more than one laboratory and can have both positive and negative results. **Therefore, the sum of the numbers in each column will be larger than the total number of people tested.**

Reporting lab	Inconclusive	Negative	Positive	Percent positive	Total
GENETIC TECHNOLOGICAL INNOVATIONS			17	100%	17
MI CASA DORADA ASSISTED LIVING FACILIT		17			17
OCCUPATIONAL HEALTH CENTERS OF THE SOUTHWEST PA		14	3	18%	17
MEDPEDS ASSOCIATES OF SARASOTA PA		16	1	6%	17
CVS NC7047POCT DURHAM		17			17
OPTIMAL CARE PEDIATRICS		2	15	88%	17
ST ANTHONY'S HOSP PATIENT CARE SERVICE			17	100%	17
WELLINGTON FAMILY PRACTICE		13	4	24%	17
FORT WALTON BEACH DEVELOPMENTAL CENTER		16	1	6%	17
PRIMARY CARE WALK IN CLINIC PLLC			17	100%	17
CARE NOW, INC		13	4	24%	17
PRODUCTION HEALTH SAFETY MANAGEMENT		17			17
BROOKDALE CROWN POINT			17	100%	17
DIEGO FALLON MD PA		6	11	65%	17
FLORIDA MEDICAL CLINIC - NEW TAMPA		13	4	24%	17
INTERMOUNTAIN CENTRAL LAB		1	16	94%	17
URGENT CARE WEST CLINIC		14	3	18%	17
MEDICINE AT LONGWOOD		16			16
MINUTE CLINIC DIAGNOSTIC OF SOUTH CAROLINA		12	4	25%	16
HEALTH CENTRAL HOSPITAL			16	100%	16
JS HEALTHCARE INC		16			16
LAKEWOOD RANCH MEDICAL CENTER CLINICAL LAB			16	100%	16
URGENT CARE CLINIC OF LINCOLN		14	2	13%	16
INTERNAL MEDICINE ASSOCIATES & SPECIALTIES INC		15	1	6%	16
ADVENTHEALTH MEDICAL GROUP		11	5	31%	16
SOMA MEDICAL CENTER PA			16	100%	16
UNDERGROUND FREE CLINIC		16			16
HUDSON VALLEY HOSPITAL CENTER LABORATORY		15	1	6%	16
NOVANT HEALTH GOHEALTH URGENT CARE-HARRISBURG		8	8	50%	16
JOSEPH MIGNOGNA		13	3	19%	16
BONIFAY NURSING AND REHABILITATION CENTER			16	100%	16
CRUCIAL CARE		10	6	38%	16
MINNEOLA PLACE A HOMEBRIDGE COMMUNITY		16			16
NORTHWEST FLORIDA ENT, PA		5	11	69%	16
PRO HEALTH FAMILY PHYSICIANS, NYSTROM		16			16
UNIVERSITY OF MIAMI MILLER SCHOOL			16	100%	16
CLEVELAND CLINIC			16	100%	16
STARLING AT NOCATEE			16	100%	16
UNAVAILABLE/UNKNOWN/NO INFORMATION FOUND			16	100%	16
ALL FLORIDA FAMILY & SPORTS MEDICINE		15	1	6%	16
MEDEXPRESS URGENT CARE LEWISBURG		15	1	6%	16
HODGES CLUSTER		2	14	88%	16
SEWALLS POINT PHARMACY INC		13	3	19%	16
MIRIMUS INC		1	15	94%	16
CALLAWAY CLINIC		11	5	31%	16
XERA MED RESEARCH			16	100%	16
PRESBYTERIAN MEDICAL SERVICES		16			16

COVID-19: testing by laboratory

Data through Mar 31, 2021 verified as of Apr 1, 2021 at 09:25 AM

Data in this report are provisional and subject to change.

The numbers in the table below represent the number of Florida and non-Florida residents for whom test results were received by the Department of Health. A person can be tested by more than one laboratory and can have both positive and negative results. **Therefore, the sum of the numbers in each column will be larger than the total number of people tested.**

Reporting lab	Inconclusive	Negative	Positive	Percent positive	Total
FRUITVILLE URGENT CARE			16	100%	16
ST AUGUSTINE PLANTATION		1	15	94%	16
ADVENT HEALTH - ZEPHYRHILLS			16	100%	16
FAST TRACK URGENT CARE CENTER - TYRONE			16	100%	16
COMMUNITY HEALTH OF SOUTH FLORIDA INC			16	100%	16
MC DIAGNOSTIC OF CONNECTICUT, PC #775		15	1	6%	16
CVS NV3210POCT LAS VEGAS		15	1	6%	16
BVL PEDIATRICS		14	2	13%	16
NORTHWEST FLORIDA SLEEP		1	15	94%	16
EAR NOSE & THROAT ASSOCIATES OF MANATEE PA		16			16
Lab MSMC Hialeah			16	100%	16
CVS HEALTH, #3396		14	2	13%	16
MEDEXPRESS URGENT CARE - ROBINSON TWP, STEUBENVILLE PIKE		14	2	13%	16
MINUTE-CLINIC DIAGNOSTIC OF VIRGINIA		14	2	13%	16
OKEECHOBEE HEALTHCARE FACILITY			16	100%	16
MILLENNIUM PHYSICIAN GRP LLC NAPLES PINE RIDGE			16	100%	16
TMH FSU RAPID LABORATORY		2	14	88%	16
SRMC AVALON		9	7	44%	16
KETAMINE HEALTH CENTERS AT BONITA SPRINGS, LLC		16			16
PANAMA CITY VITAS HOSPICE		16			16
MORTON PLANT MEASE			16	100%	16
PROMEDICA LABORATORIES		11	5	31%	16
DAVITA DIALYSIS		4	12	75%	16
ASHRAF MEDICAL GROUP PLLC DBA PULSE M		15	1	6%	16
CITY OF SANFORD EMPLOYEE HEALTH AND		15	1	6%	16
MEDEXPRESS URGENT CARE - SEMINOLE SQUA		14	2	13%	16
West Gate Village, LLC		15			15
NAVAL MEDICAL CENTER SAN DIEGO			15	100%	15
PATHLINE			15	100%	15
MINUTECLINIC DIAGNOSTIC OF TN PC #6415		11	4	27%	15
MEDLAB ASSOCIATES LLC		15			15
OPTIONS FOR SENIORS INC DBA PALM KREST MANOR		12	3	20%	15
WALK IN URGENT CARE			15	100%	15
TREASURE COAST URGENT CARE			15	100%	15
CORNER OAK ESTATE LLC		15			15
DIATHERIX		13	2	13%	15
HUNTINGTON URGENT CARE		14	1	7%	15
BRYAN WHITFIELD MEMORIAL HOSPITAL		10	5	33%	15
LONG ISLAND JEWISH VALLEY STREAM		14	1	7%	15
OAKMONTE VILLAGE OF DAVIE			15	100%	15
BAYA URGENT CARE LLC		1	14	93%	15
MEDEXPRESS URGENT CARE- MARYLAND		14	1	7%	15
BLOUNT MEMORIAL HOSPITAL		13	2	13%	15
KIMBERLY J HENDERSON MD PC		14	1	7%	15
CITY OF CLEARWATER EMPLOYEE HEALTH CENTER		6	9	60%	15
BAYCARE MEDICAL GROUP INC			15	100%	15
FLORIDA HOSPITAL PHYSICIAN GROUP		3	12	80%	15

COVID-19: testing by laboratory

Data through Mar 31, 2021 verified as of Apr 1, 2021 at 09:25 AM

Data in this report are provisional and subject to change.

The numbers in the table below represent the number of Florida and non-Florida residents for whom test results were received by the Department of Health. A person can be tested by more than one laboratory and can have both positive and negative results. **Therefore, the sum of the numbers in each column will be larger than the total number of people tested.**

Reporting lab	Inconclusive	Negative	Positive	Percent positive	Total
SINAI HOSPITAL OF BALTIMORE		15			15
URGENT CARE & FAMILY PRACTICE CENTER			15	100%	15
CVS MINUTE CLINIC DIAGNOSTIC OF TN #6044		13	2	13%	15
UNIVERSITY HOSPITAL UC HEALTH		11	4	27%	15
MINUTECLINIC, LLC #4507		14	1	7%	15
CVS TX8321POCT MCKINNEY		15			15
DOC PAM PA		14	1	7%	15
MINUTE CLINIC		1	14	93%	15
MIAMI BEACH MEDICAL GROUP LLC			15	100%	15
TELEVISIT MALABAR PEDIATRICS		5	10	67%	15
BAPTIST MEDICAL CENTER EAST		11	4	27%	15
MEADOWCREST MOLECULAR DIAGNOSTICS, LLC			15	100%	15
MONTEFIORE ST LUKE'S CORNWALL HOSPITAL		11	4	27%	15
YORKVILLE PEDIATRIC URGENT CARE		15			15
PRIMECARE AT PORT ORANGE		3	12	80%	15
ORLANDO HEALTH		2	13	87%	15
EASTLAKE PEDIATRICS - TRINITY		15			15
RICH STREET GROUP HOME		8	7	47%	15
BESSENT ROAD GROUP HOME		15			15
NOVALIFE MEDSPA			15	100%	15
PEDIATRICS IN BREVARD-COCOA BEACH		10	5	33%	15
FLORIDA DEPARTMENT OF HEALTH IN HILLSBOROUGH COUNTY		1	14	93%	15
SELECT PHYSICIANS ALLIANCE PL		15			15
INDIANA STATE DEPARTMENT OF HEALTH		1	14	93%	15
MEDEXPRESS URGENT CARE - LAFAYETTE		14	1	7%	15
CUSTEAD CARE CENTER HAVEN HOSPICE		12	3	20%	15
SUNSHINE PEDIATRICS		15			15
ESTATES MEDICAL CENTER INC		4	11	73%	15
HEALTH MED HOME CARE, LLC		15			15
AJU GEORGE MD PA			15	100%	15
HOLLEY-NAVARRE MEDICAL CLINIC		5	10	67%	15
FAMILY CARE CENTER OF ARLINGTON		10	5	33%	15
PIEDMONT HOSPITAL CLINICAL LABORATORY		15			15
AVALON FAMILY RESORT ASSISTED LIVING LLC		15			15
FAMILY CARE			15	100%	15
CLINIC OF PEDIATRICS & GI MEDICINE INC		1	14	93%	15
MINUTECLINIC DIAGNOSTIC OF TN PC #566		13	2	13%	15
MILTON 4707		15			15
UC HEALTH UNIVERSITY HOSPITAL		12	3	20%	15
Astoria Health and Rehab		15			15
ST CLOUD MEDICAL GROUP		12	2	14%	14
ALASKA PUBLIC HEALTH LAB		1	13	93%	14
PREMIER LABORATORY SERVICES, LLC		5	9	64%	14
CVS NY491POCT JACKSON HEIGHTS		14			14
DESOTO HEALTH AND REHAB LLC		9	5	36%	14
ACCESS HOME HEALTH OF FLORIDA LLC		14			14
EPIPHANY HEALTH		8	6	43%	14

COVID-19: testing by laboratory

Data through Mar 31, 2021 verified as of Apr 1, 2021 at 09:25 AM

Data in this report are provisional and subject to change.

The numbers in the table below represent the number of Florida and non-Florida residents for whom test results were received by the Department of Health. A person can be tested by more than one laboratory and can have both positive and negative results. **Therefore, the sum of the numbers in each column will be larger than the total number of people tested.**

Reporting lab	Inconclusive	Negative	Positive	Percent positive	Total
PARROTT MEDICAL CLINIC			14	100%	14
STEWART MELBOURNE HOSPITAL, INC	1		13	93%	14
HEALTHFIRST ADVENT HEALTH CENTRA CARE COCOA BEACH			14	100%	14
SARNO FAMILY PRACTICE		1	13	93%	14
CVS TN5639POCT FARRAGUT		11	3	21%	14
CARENOW URGENT CARE-WEST END		9	5	36%	14
MONTEFIORE MEDICAL CENTER LABORATORIES - WEILER		10	4	29%	14
MINUTE CLINIC DIAGNOSTIC OF TEXAS, LLC		14			14
MINUTECLINIC INCORPORATE, LLC		11	3	21%	14
TALLAHASSEE PRIMARY CARE ASSOCIATES PA		12	2	14%	14
SURGERY CENTER OF CORAL GABLES LLC,THE		11	3	21%	14
OPIS ISLAND LAKE CENTER		13	1	7%	14
GNT ASSOCIATES		13	1	7%	14
NIGHT OWL PEDIATRICS URGENT CARE			14	100%	14
MINUTECLINIC, LLC #1586		11	3	21%	14
SIGMUND LABS LLC		14			14
MADISON COUNTY HEALTH DEPARTMENT		7	7	50%	14
CVS MINUTE CLINIC, LLC		12	2	14%	14
CVS MINUTE CLINIC DIAGNOSTIC OF WISCONSIN		14			14
SOMA MEDICAL CENTER, PA #4 FLORIDA MANGO			14	100%	14
MAIMONIDES MEDICAL CENTER		11	3	21%	14
SOUTHEASTERN LABORATORY			14	100%	14
PT&J REHAB - VILLAGE OF ROYAL PALM BEACH		12	2	14%	14
LUCID DIAGNOSTICS LABS			14	100%	14
ARNOT OGDEN MEDICAL CENTER LABORATORY		14			14
INNOVATIVE RESEARCH OF WEST FLORIDA		11	3	21%	14
GADSDEN REGIONAL MEDICAL CENTER		14			14
NORTHWESTERN MEMORIAL HOSPITAL			14	100%	14
Terrace of Jacksonville			14	100%	14
SOUTHEASTERN UNIVERSITY INC		14			14
MINUTECLINIC DIAGNOSTIC OF VIRGINIA, LLC #1416		13	1	7%	14
SARASOTA - ROBERT L TAYLOR COMMUNITY CENTER□		1	13	93%	14
POLK CHD BARTOW		13	1	7%	14
VA MEDICAL CENTER			14	100%	14
RIVERSIDE COTTAGES AT THE SHORES, LLC			14	100%	14
FAMILY PRACTICE ON THE GO		6	8	57%	14
BOCA SIMON		2	12	86%	14
WALGREENS #07936		13	1	7%	14
MINUTECLINIC DIAGNOSTIC OF TN, PC 4992		14			14
FAMILY MEDICINE OF WESTON LLC		6	8	57%	14
CVS NC4165POCT BREVARD		8	6	43%	14
The Evangelical Lutheran Good Samaritan Society		14			14
GRAND VILLA OF MELBOURNE		12	2	14%	14
TLC FAMILY CARE HOME INC		14			14
MC DIAGNOSTIC OF CONNECTICUT, PC #1960		14			14
ALAN L MELOTEK MD		14			14
COMPREHENSIVE CHILDCARE ASSOCIATES		8	6	43%	14

COVID-19: testing by laboratory

Data through Mar 31, 2021 verified as of Apr 1, 2021 at 09:25 AM

Data in this report are provisional and subject to change.

The numbers in the table below represent the number of Florida and non-Florida residents for whom test results were received by the Department of Health. A person can be tested by more than one laboratory and can have both positive and negative results. **Therefore, the sum of the numbers in each column will be larger than the total number of people tested.**

Reporting lab	Inconclusive	Negative	Positive	Percent positive	Total
HAVEN HOSPICE IN CHIEFLAND		9	5	36%	14
MINUTE CLINIC LLC #5733		14			14
KIDSWOOD PEDIATRICS CORP		5	9	64%	14
MELBOURNE FAMILY PRACTICE		12	2	14%	14
BERGEN NEW BRIDGE M		13	1	7%	14
SEBRING PEDIATRICS LLC			14	100%	14
FG RAPID RESULTS LLC		8	6	43%	14
FIRST CHOICE PEDIATRICS WINTER SPRINGS		12	2	14%	14
MINUTECLINIC, LLC, #4160		10	4	29%	14
CROSS CARE CENTER			13	100%	13
AVENTURA HOSPITAL AND MEDICAL CENTER			13	100%	13
LEHIGH VALLEY HOSPITAL		3	10	77%	13
STATEN ISLAND UNIVERSITY HOSPITAL SEGUINE AVE		12	1	8%	13
VALDOSTA FAMILY MEDICINE		1	12	92%	13
ORCHID COVE		3	10	77%	13
PREMIUM HEALTH CARE			13	100%	13
MINUTECLINIC DIAGNOSTIC OF TN, PC 6438		11	2	15%	13
MINUTECLINIC DIAGNOSTIC OF RHODE ISLAND		10	3	23%	13
MED TECH SERVICES OF PALM BEACH INC		13			13
LAKELAND REGIONAL HEALTH GRASSLANDS		12	1	8%	13
URGENT MEDICAL CENTER INC		5	8	62%	13
HARBOR CHASE OF JACKSONVILLE			13	100%	13
NATIONAL GENETICS INST LABCORP		4	9	69%	13
NORTHERN WESTCHESTER HOSPITAL LABORATORY		11	2	15%	13
INTEGRATED FAMILY MEDICAL CENTER			13	100%	13
CVS MINUTE CLINIC DIAGNOSTIC PA		10	3	23%	13
BROOKDALE DELAND			13	100%	13
BAPTIST PRIMARY CARE PONTE VEDRA		7	6	46%	13
GEORGIA HEART CENTER (MSC 53), NAVICEN		11	2	15%	13
CVS MINUTE CLINIC DIAGNOSTIC MED GRP OF CA		13			13
LPG PRIMARY CARE AT COLONIAL CENTER DRIVE		12	1	8%	13
ORMOND MEDICAL ARTS		3	10	77%	13
GRADY HEALTH SYSTEM		13			13
Sunnyside Care Center		13			13
ESCAMBIA COMMUNITY CLINIC		2	11	85%	13
EAR NOSE AND THROAT ASSOCIATES OF MANATEE, P.A.		10	3	23%	13
CLINICAL LABORATORY SERVICES			13	100%	13
ROCKLEDGE		3	10	77%	13
MINUTECLINIC DIAGNOSTIC OF SC, LLC #2		12	1	8%	13
BELLEVUE HOSPITAL CENTER DEPARTMENT		13			13
DELIVER MY MEDS CORP		13			13
MINUTECLINIC, LLC, DBA MINUTECLINIC #6		13			13
LIFE'S SPECIAL MOMENTS INC		13			13
FLORIDA STATE HOSPITAL			13	100%	13
WORLD WRESTLING ENTERTAINMENT			13	100%	13
BARRANCO CLINIC,THE	3	9	1	8%	13
SHELBY COUNTY HEALTH CARE CORPORATION		10	3	23%	13

COVID-19: testing by laboratory

Data through Mar 31, 2021 verified as of Apr 1, 2021 at 09:25 AM

Data in this report are provisional and subject to change.

The numbers in the table below represent the number of Florida and non-Florida residents for whom test results were received by the Department of Health. A person can be tested by more than one laboratory and can have both positive and negative results. **Therefore, the sum of the numbers in each column will be larger than the total number of people tested.**

Reporting lab	Inconclusive	Negative	Positive	Percent positive	Total
THE PLAZA AT PARKSQUARE		13			13
JOHNS HOPKINS MEDICAL LABORATORIES		1	12	92%	13
VRL EUROFINs - HAWAII		13			13
AVALON MEDICAL WALK IN CLINIC			13	100%	13
SOUTHEAST FAMILY HEALTHCARE CENTER			13	100%	13
MINUTE CLINIC LLC #2775		12	1	8%	13
GUIDEWELL EMERGENCY MEDICINE DOCTORS LLC #33		7	6	46%	13
GLENBROOKE AT PALM BAY			13	100%	13
LIFELINK TISSUE BANK D/B/A LIFELINK TISSUE BANK		12	1	8%	13
URGENT CARE OF NEW YORK		13			13
LILY'S PROMISE AL#12775		13			13
DYNAMIC DNA LAB		1	12	92%	13
DR PHILLIPS MEDICAL WELLNESS CENTER		12	1	8%	13
BRONSON FIRE DEPARTMENT		13			13
CORAL LANDING ASSISTED LIVING		11	2	15%	13
IN-OFFICE LAB		12	1	8%	13
DEVEREUX FLORIDA CHILDRENS CENTER			13	100%	13
PROHEALTH CARE ASSOCIATES MOBILE		10	3	23%	13
HORIZON MEDICAL GROUP		11	2	15%	13
MAINSTREET FAMILY SELECT		1	12	92%	13
EFFINGER HEALTH, PA		13			13
RIVERSIDE MEDICAL GROUP		12	1	8%	13
COVANCE CENTRAL LABORATORY			13	100%	13
VILLA OF KINGS AND QUEENS OF DELRAY		13			13
Hackensack Umc Mountainside		12	1	8%	13
PARKWEST MEDICAL CENTER		11	2	15%	13
PHELPS HOSPITAL LABORATORY		11	2	15%	13
INFEXIONSHIELD INC.		13			13
BROOKLYN HOSPITAL CENTER DOWNTOWN CAMPUS		13			13
CULINARY INSTITUTE OF AMERICA STUDENT	3	10			13
CVS MINUTE CLINIC DIAGNOSTIC OF TEXAS, LLC		10	3	23%	13
CVS MINUTE CLINIC DIAGNOSTIC OF TN #3293		11	1	8%	12
SOMA MEDICAL CENTER, P.A.			12	100%	12
GAMMA DIAGNOSTIC LAB LLC			12	100%	12
VILLA HEALTH NH LLC		10	2	17%	12
MEDEXPRESS URGENT CARE - MONROE		12			12
MEDEXPRESS URGENT CARE-ALTOONA		10	2	17%	12
PROMUS DIAGNOSTICS, LLC			12	100%	12
ST PETER'S UNIVERSITY HOSPITAL		9	3	25%	12
LEON CHD		12			12
MEDEXPRESS URGENT CARE - CHRISTIANBURG		8	4	33%	12
FAMILY MEDICINE AT LONGWOOD			12	100%	12
TMH PHYSICIAN PARTNERS - MONTICELLO		10	2	17%	12
Lady Lake Specialty Care			12	100%	12
METHODIST MEDICAL CENTER		9	3	25%	12
MERCY MEDICAL CENTER		5	7	58%	12
MC DIAGNOSTIC OF CONNECTICUT PC #459		12			12

COVID-19: testing by laboratory

Data through Mar 31, 2021 verified as of Apr 1, 2021 at 09:25 AM

Data in this report are provisional and subject to change.

The numbers in the table below represent the number of Florida and non-Florida residents for whom test results were received by the Department of Health. A person can be tested by more than one laboratory and can have both positive and negative results. **Therefore, the sum of the numbers in each column will be larger than the total number of people tested.**

Reporting lab	Inconclusive	Negative	Positive	Percent positive	Total
LIFE CARE OF PORT SAINT LUCIE		3	9	75%	12
RICHMOND UNIVERSITY MEDICAL CENTER		10	2	17%	12
AEGIS MEDICAL GROUP, LLC		12			12
MINUTECLINIC DIAGNOSTIC OF ILLINOIS LL		10	2	17%	12
SENIOR HOME CARE INC		12			12
SUWANNEE COUNTY JAIL		11	1	8%	12
CITY OF LAKE MARY EMPLOYEE HEALTH CENTER		10	2	17%	12
COLLIER COUNTY HEALTH DEPT.		7	5	42%	12
MC DIAGNOSTIC OF CONNECTICUT, PC # 257		11	1	8%	12
APPLE DIAGNOSTICS LAB		5	7	58%	12
MERIDIAN AT WATERWAYS, THE		10	2	17%	12
MHHS All Lab Subsection		12			12
MEDLABS DIAGNOSTICS		10	2	17%	12
FLORIDA DEPARTMENT OF HEALTH WASHINGTON COUNTY		7	5	42%	12
PERSONAL PEDIATRICS PA		9	3	25%	12
GULF COAST MEDICAL GROUP		5	7	58%	12
CVS TN5601POCT LENOIR CITY		10	2	17%	12
MEDEXPRESS URGENT CARE CHARLESTON		8	4	33%	12
LAB UNKNOWN		1	11	92%	12
BROWARD DIALYSIS			12	100%	12
CARLOS PORTU MD, PLLC			12	100%	12
CVS NC187POCT CHARLOTTE		11	1	8%	12
BROOKDALE CITRUS			12	100%	12
WELLMED AT PORT ST LUCIE WEST		8	4	33%	12
OHIO STATE UNIVERSITY MEDICAL CENTER			12	100%	12
SUMMIT ATLANTIC SURGERY CENTER		12			12
DAVID LAWRENCE CENTER INC		10	2	17%	12
FAMILY MEDICINE AT HUNTERS CREEK		12			12
VIBRANT AMERICA		10	2	17%	12
FHCP-PORT ORANGE		3	9	75%	12
MINUTECLINIC DIAGNOSTIC OF NORTH CAROLINA, PC		11	1	8%	12
CARE FAST MURABELLA		7	5	42%	12
LPG PRIMARY CARE AT MATTHEW DRIVE		12			12
HAWTHORNE INN OF LAKELAND		12			12
NAPLES GREEN VILLAGE		12			12
DEPARTMENT OF PUBLIC HEALTH		12			12
ACADIAN DIAGNOSTIC LABORATORIES		8	4	33%	12
SAMARITAN MEDICAL CENTER		12			12
CITY OF WEST PALM BEACH EMPLOYEE & FAMILY HEALTH		12			12
BAPTIST HEALTH			12	100%	12
PANCARE HEALTH - WEWA ELEMENTARY			12	100%	12
MONTEFIORE NYACK HOSPITAL AFFILIATED LABORATORY		11	1	8%	12
IREPERTOIRE_MOL_LAB		12			12
MI2297090CV HOLLAND-23D2189684		12			12
GEORGE W FERGUSON MD-CONCIERGE MEDICAL SERVICES PL		11	1	8%	12
MEDLAB INC		12			12
CARROLL GARDENS URGENT CARE		12			12

COVID-19: testing by laboratory

Data through Mar 31, 2021 verified as of Apr 1, 2021 at 09:25 AM

Data in this report are provisional and subject to change.

The numbers in the table below represent the number of Florida and non-Florida residents for whom test results were received by the Department of Health. A person can be tested by more than one laboratory and can have both positive and negative results. **Therefore, the sum of the numbers in each column will be larger than the total number of people tested.**

Reporting lab	Inconclusive	Negative	Positive	Percent positive	Total
GENESIS		8	4	33%	12
RED MOUNTAIN DIAGNOSTICS		12			12
CVS NC2357POCT HUNTERSVILLE		10	2	17%	12
MIRACLE ALF INC		12			12
J AND J VISTAKON EMPLOYEE HEALTH CENTER		11	1	8%	12
GLEN OAKS HEALTH AND REHABILITATION CENTER			12	100%	12
RUSSELL MEDICAL CENTER		11	1	8%	12
SONORA QUEST LABORATORIES			12	100%	12
MINUTECLINIC, LLC #1492		12			12
BRITO MEDICAL CENTER		10	2	17%	12
FLORIDA DEPT OF HEALTH		4	8	67%	12
VERITAS RESEARCH CORP			12	100%	12
WOODLAND TOWERS		6	6	50%	12
HAVEN HOSPICE			12	100%	12
ADVENTHEALTH MEDICAL GROUP CARE CLINIC AT		8	4	33%	12
URGENT TEAM MANAGEMENT OF TENNESSEE		10	2	17%	12
CARENOW URGENT CARE-DONELSON		9	3	25%	12
CONSULATE HEALTH CARE OF PENSACOLA			11	100%	11
BRIDGE DIAGNOSTICS			11	100%	11
MOUNT DORA PEDIATRICS		9	2	18%	11
MEDEXPRESS URGENT CARE - BENTON HARBOR		11			11
MEDI-DRUG INC		10	1	9%	11
ALACHUA			11	100%	11
HIRAM COLLEGE HEALTH CENTER (ABBOTT)		11			11
TELEVISIT PALM BAY FAMILY PRACTICE		9	2	18%	11
ORLANDO FAMILY MEDICAL INC		11			11
CREATIVE TESTING SOLUTIONS		4	7	64%	11
GENOPTIX MEDICAL LABORATORY		10	1	9%	11
MEDEXPRESS URGENT CARE-LATROBE		10	1	9%	11
St. Annes Nursing Center, St. Annes Residence, Inc.		11			11
St Joseph's Hospital & Medical Center		10	1	9%	11
PINELLAS COUNTY HEALTH DEPARTMENT		2	9	82%	11
THE TERRACE OF SAINT CLOUD		9	2	18%	11
MISSOURI DEPARTMENT OF HEALTH AND SENIOR SERVICES			11	100%	11
WINTER PARK CARE AND REHABILITATION			11	100%	11
CARINGTON MANOR		11			11
ILLINOIS DEPT OF PUBLIC HEALTH LAB - SPRINGFIELD			11	100%	11
CVS CA9165POCT SAN DIEGO		11			11
SUNCOAST COMMUNITY HEALTH CENTERS INC		2	9	82%	11
MEYER PEDIATRICS CHTD		11			11
DMH STEINHATCHEE FAMILY MEDICINE		8	3	27%	11
45TH 1		11			11
MEDICAL CENTER AFFILIATES WEST PALM			11	100%	11
UMHC/SYLVESTER AT KENDALL		1	10	91%	11
NEW YORK PRESBYTERIAN - LOWER MANHATTAN		11			11
MINUTE CLINIC DIAGNOSTIC OF SC, LLC #42		10	1	9%	11
CLEVELAND TENNESSEE HOSPITAL COMPANY		10	1	9%	11

COVID-19: testing by laboratory

Data through Mar 31, 2021 verified as of Apr 1, 2021 at 09:25 AM

Data in this report are provisional and subject to change.

The numbers in the table below represent the number of Florida and non-Florida residents for whom test results were received by the Department of Health. A person can be tested by more than one laboratory and can have both positive and negative results. **Therefore, the sum of the numbers in each column will be larger than the total number of people tested.**

Reporting lab	Inconclusive	Negative	Positive	Percent positive	Total
IGENEX INC		11			11
HNL LAB MEDICINE		8	3	27%	11
ELITE HOME HEALTH SERVICES		11			11
ST. PETERSBURG PEDIATRICS			11	100%	11
APPALACHIAN REGIONAL HEALTHCARE SYSTEM		10	1	9%	11
MEDEXPRESS URGENT CARE MONACA		11			11
JOHN W NORRIS III MD PA	1		10	91%	11
MINUTECLINIC LLC (1435)		10	1	9%	11
VITAS HEALTH INC		5	6	55%	11
SEMORAN FAMILY HEALTH LLC		10	1	9%	11
ANYLABTEST NOW		4	7	64%	11
WELLMED AT SOUTH PARSONS		9	2	18%	11
MINUTECLINIC DIAGNOSTIC OF NEW MEXICO		11			11
AIM LABORATORIES			11	100%	11
GRAND VILLA OF PALM COAST		11			11
CVS MINUTE CLINIC DIAGNOSTIC OF TEXAS,LLC		9	2	18%	11
ASSOCIATES IN MEDICINE		7	4	36%	11
TROPICANA		5	6	55%	11
ST JOSEPH WOMENS HOSPITAL			11	100%	11
WESTPAC LABS INC	1		10	91%	11
NIGHT LITE PEDIATRICS CENTER, LLC		1	10	91%	11
DYNAMIC HEALTH CENTERS INC		7	4	36%	11
VIGILINT HEALTHCARE		9	2	18%	11
VIRTUA WEST JERSEY HOSPITAL VOORHEES		9	2	18%	11
MINUTECLINIC, LLC #244		10	1	9%	11
PALM BEACH PATHOLOGY		9	2	18%	11
BOCA RATON REGIONAL HOSPITAL LAB			11	100%	11
ATMORE NURSING CENTER		10	1	9%	11
PHYSICIANS REGIONAL MEDICAL CTR - COLLIER BLVD			11	100%	11
MINUTE CLINIC DIAGNOSTIC OF TN PC #64		10	1	9%	11
Solaris Healthcare Pensacola			11	100%	11
REDMED CLINIC OF ARLINGTON		10	1	9%	11
AZALEA HEALTH		2	9	82%	11
TINA'S ASSISTED LIVING FACILITY CORP		11			11
ASSOCIATES MD CYPRESS CREEK			11	100%	11
MONROE COUNTY HOSPITAL		8	3	27%	11
Rosewood Healthcare and Rehabilitation Center		5	6	55%	11
MINUTECLINIC DIAGNOSTIC OF PA, LLC (1036)		9	2	18%	11
CROSSROADS URGENT CARE, PLLC		11			11
Signature Healthcare of Savannah		11			11
MINUTECLINIC, LLC #1470		10	1	9%	11
LANE PEDIATRICS PA		1	10	91%	11
NORTH OKALOOSA PHYSICIAN GROUP		10	1	9%	11
ACCENTCARE		11			11
COLLIER HMA PHYSICIAN MANAGEMENT, LLC		2	9	82%	11
PRIME MEDICAL CARE, LLC		11			11
BAYONET POINT HOSPITAL			11	100%	11

COVID-19: testing by laboratory

Data through Mar 31, 2021 verified as of Apr 1, 2021 at 09:25 AM

Data in this report are provisional and subject to change.

The numbers in the table below represent the number of Florida and non-Florida residents for whom test results were received by the Department of Health. A person can be tested by more than one laboratory and can have both positive and negative results. **Therefore, the sum of the numbers in each column will be larger than the total number of people tested.**

Reporting lab	Inconclusive	Negative	Positive	Percent positive	Total
ALCOVE ASSISTED LIVING FACILITY		11			11
UNIVERSITY CENTRA CARE		10	1	9%	11
MINUTECLINIC DIAGNOSTIC OF OKLAHOMA		9	2	18%	11
MEDEXPRESS URGENT CARE - PANTOPS		10	1	9%	11
ST MARYS MEDICAL CENTER			11	100%	11
ORANGE PARK PEDIATRIC ASSOCIATES		1	10	91%	11
BIOTECH CLINICAL LABORATORIES, INC.		1	10	91%	11
WATSON HEALTHCARE		8	3	27%	11
PRIMECARE ACQUISITION FAMILY PRACTICE INC		11			11
LONGWOOD PEDIATRICS LLC			11	100%	11
CARENOW URGENT CARE-HERMITAGE		7	4	36%	11
WANTAGH URGENT CARE		8	3	27%	11
PEPIN ACADEMIES-PASCO		11			11
GRACE COMMUNITY PHARMACY		1	10	91%	11
LAKE CO SCHOOLS EMPLOYEE HEALTH & WELLNESS CENTER	1	7	3	27%	11
HEALTH NETWORK LABORATORIES		7	4	36%	11
ADVENTIST HEALTH SYSTEM FLORIDA DEPT OF HEALTH		7	4	36%	11
CVS MINUTE CLINIC DIAGNOSTIC OF VIRGINIA		11			11
FLEMING ISLAND CENTER FOR CLINICAL RESEARCH		10			10
MEDEXPRESS URGENT CARE - WINCHESTER GATEWAY		8	2	20%	10
SAVANNAH MANOR ASSISTED LIVING COMMUNITY			10	100%	10
ADVENTHEALTH MEDICAL GROUP PEDIATRIC & ADOLESCENT		9	1	10%	10
CVS HEALTH MINUTE CLINIC		1	9	90%	10
PBC PREMIER FAMILY HEALTH			10	100%	10
BLOOMIN BRANDS WELLNESS CENTER		9	1	10%	10
HIGH TOWER ALF LLC		9	1	10%	10
NATURE COAST REGIONAL MEDICAL CENTER		1	9	90%	10
MINUTE CLINIC LLC #6765		10			10
FAMILY HEALTH CENTER AT PORT ST JOHN		4	6	60%	10
ACCESS PHARMACY		10			10
LAKE NONA MEDICAL SERVICES		3	7	70%	10
SACRED HEART MEDICAL GROUP URGENT CARE		9	1	10%	10
VASCONCELLO COHEN MD PA		9	1	10%	10
CVS MINUTE CLINIC DIAGNOSTIC		9	1	10%	10
KIDSVILLE PEDIATRICS			10	100%	10
KEY TRAINING CENTER			10	100%	10
CVS PA1671POCT LANCASTER		10			10
MINUTE-CLINIC DIAGNOSTIC OF VIRGINIA, LLC		10			10
ST CLOUD COMPOUNDING PHARMACY & WELLNESS CENTER		9	1	10%	10
CVS HEALTH, #2043		10			10
CORONA PATHOLOGY		10			10
SUFFRIDGE DRIVE GROUP HOME		10			10
THE MARY IMOGENE BASSETT HOSPITAL		10			10
MEDICAL LABORATORY DIAGNOSTICS			10	100%	10
MINUTECLINIC, LLC, DBA MINUTECLINIC #6106		8	2	20%	10
DES PLAINES CLINICAL LAB		3	7	70%	10
BROWARD HEALTH CARE			10	100%	10

COVID-19: testing by laboratory

Data through Mar 31, 2021 verified as of Apr 1, 2021 at 09:25 AM

Data in this report are provisional and subject to change.

The numbers in the table below represent the number of Florida and non-Florida residents for whom test results were received by the Department of Health. A person can be tested by more than one laboratory and can have both positive and negative results. **Therefore, the sum of the numbers in each column will be larger than the total number of people tested.**

Reporting lab	Inconclusive	Negative	Positive	Percent positive	Total
CAN COMMUNITY HEALTH, INC		10			10
BELLE GLADES HEALTH CLINIC			10	100%	10
BERRYHILL MANOR		10			10
AFC URGENT CARE - CEDAR GROVE		10			10
COMMUNITY HEALTH CENTER		2	8	80%	10
NORTHSIDE HOSPITAL FORSYTH		9	1	10%	10
BROOKDALE PANAMA CITY		9	1	10%	10
CVS PA6902POCT BRYN MAWR		8	2	20%	10
EMORY CRAWFORD LONG HOSPITAL LABORATOR		9	1	10%	10
MOLECULAR PATHOLOGY LABORATORY			10	100%	10
CVS SC7556POCT WEST COLUMBIA		9	1	10%	10
LAKE BALDWIN CBOC		9	1	10%	10
BETH ISRAEL MEDICAL CENTER LABS		9	1	10%	10
NEW JERSEY DEPARTMENT OF HEALTH COMMUNICABLE DISEASE SERVICE		3	7	70%	10
CARDIOTHORACIC SURGERY OF HYDE PARK			10	100%	10
MEDEXPRESS URGENT CARE - SALEM		6	4	40%	10
HCR MANORCARE		10			10
TENNESSEE DEPARTMENT OF HEALTH (TDH) - CENTRAL LABORATORY		2	8	80%	10
PHASE2 LABS	2	6	2	20%	10
MINUTE CLINIC OF KANSAS PA		6	4	40%	10
URGENT CARE CENTER AT PINNACLE		4	6	60%	10
CVS MINUTE CLINIC DIAG OF IND, LLC #6549		10			10
MINUTECLINIC DIAGNOSTIC OF NEW JERSEY,		9	1	10%	10
ENCORE AT BOCA RATON, THE			10	100%	10
CITY OF TALLAHASSEE		10			10
ARBORS OF GULF BREEZE, THE		8	2	20%	10
PALM BEACH CDH - DELRAY BEACH			10	100%	10
Westchester General Hospital			10	100%	10
MINUTECLINIC, LLC, DBA MINUTECLINIC #2		9	1	10%	10
CENTRAL JERSEY URGENT CARE OF EATONTOW		9	1	10%	10
EMERGENCY MEDICAL CENTER		4	6	60%	10
AMERICAN HOUSE FORT MYERS		10			10
MINUTECLINIC DIAGNOSTIC OF MAINE, LLC		8	2	20%	10
GOOD SAMARITAN MEDICAL CENTER			10	100%	10
VITALANT		1	9	90%	10
AU MEDICAL CENTER, INC	1	8	1	10%	10
VETERNANS ADMINISTRATION			10	100%	10
KR AT COLLEGE HARBOR		10			10
PANCARE HEALTH - VERNON ELEMENTARY			10	100%	10
CBC LAB		3	7	70%	10
UNIVERSITY OF MIAMI MILLER SCHOOL OF MEDICINE			10	100%	10
NEMOURS CHILDREN'S URGENT			10	100%	10
CARENOW URGENT CARE - EAST NASHVILLE		8	2	20%	10
LUXOR SCIENTIFIC LLC		1	9	90%	10
Maury Regional Hospital		6	4	40%	10
MEDEXPRESS URGENT CARE - BEECH GROVE		9	1	10%	10
WALGREEN #6538		10			10

COVID-19: testing by laboratory

Data through Mar 31, 2021 verified as of Apr 1, 2021 at 09:25 AM

Data in this report are provisional and subject to change.

The numbers in the table below represent the number of Florida and non-Florida residents for whom test results were received by the Department of Health. A person can be tested by more than one laboratory and can have both positive and negative results. **Therefore, the sum of the numbers in each column will be larger than the total number of people tested.**

Reporting lab	Inconclusive	Negative	Positive	Percent positive	Total
MINUTECLINIC, LLC #4682		5	5	50%	10
Avalon Healthcare and Rehabilitation Center			10	100%	10
MEDEXPRESS URGENT CARE PARKERSBURG		8	2	20%	10
CVS PHARMACY			10	100%	10
MINUTECLINIC DIAGNOSTIC OF MINNESOTA		10			10
GLADES COUNTY DETENTION CENTER		1	9	90%	10
SOMA MEDICAL CENTER PA #4			10	100%	10
CHILDREN'S HEALTHCARE OF ATLANTA/EGLESTON		10			10
CVS MINUTE CLINIC DIAGNOSTIC PA #3060		9	1	10%	10
ONEIDA HEALTHCARE CENTER		8	2	20%	10
MINUTECLINIC DIAGNOSTIC OF NORTH CAROLINA PC #5341		7	3	30%	10
METHODIST HOSPITAL			10	100%	10
ORLANDO MEDICAL CENTER PL		1	9	90%	10
NORTON HEALTHCARE			10	100%	10
KEY WEST URGENT CARE, INC		3	7	70%	10
Manor Care of Dunedin		7	3	30%	10
RPC@HODGES		2	8	80%	10
MOSOLF PEDIATRICS			10	100%	10
VENICE GREEN VILLAGE		3	7	70%	10
UF HEALTH		1	9	90%	10
MINUTE-CLINIC DIAGNOSTIC OF VIRGINIA, LLC #2003		7	3	30%	10
BEAUMONT LABORATORY			10	100%	10
CHRISTUS ST VINCENT LABORATORY - ZIA		10			10
SAMARITAN HOSPITAL LABORATORY		9	1	10%	10
MINUTECLINIC DIAGNOSTICS OF IND, LLC		10			10
MAINSTREET FAMILY CARE			10	100%	10
PLYMOUTH HARBOR INCORPORATED		9	1	10%	10
TREASURE COAST URGENT & FAMILY CARE			10	100%	10
MEDEX REGIONAL LABORATORIES LLC		1	9	90%	10
PRORENATA LABS		2	8	80%	10
MC DIAGNOSTIC OF CONNECTICUT, PC #1966		10			10
MINUTECLINIC DIAG OF IND, LLC #6697		10			10
SUPERIOR RESIDENCES OF CLERMONT		2	8	80%	10
ISLAND COAST PEDIATRICS IN-HOUSE LAB		10			10
ALABAMA DEPARTMENT OF PUBLIC HEALTH		1	9	90%	10
INHEALTH LIFE SCIENCES		6	4	40%	10
NOT INDICATED		1	9	90%	10
MEDEXPRESS URGENT CARE-KATY		7	3	30%	10
Consulate Health Care of Brandon		7	2	22%	9
CVS MINUTE CLINIC, LLC #22		8	1	11%	9
GCPM MANUAL MICROBIOLOGY		1	8	89%	9
UNIVERSITY HOSPITALS OF CLEVELAND		5	4	44%	9
NASCAR EVENT MANAGEMENT, LLC		9			9
EMPLOYEE WELLNESS PA			9	100%	9
MINUTECLINIC DIAGNOSTIC OF NEW JERSEY, LLC # 7069		9			9
MINUTE CLINIC LLC #10203		7	2	22%	9
PALM BAY URGENT CARE PL		1	8	89%	9

COVID-19: testing by laboratory

Data through Mar 31, 2021 verified as of Apr 1, 2021 at 09:25 AM

Data in this report are provisional and subject to change.

The numbers in the table below represent the number of Florida and non-Florida residents for whom test results were received by the Department of Health. A person can be tested by more than one laboratory and can have both positive and negative results. **Therefore, the sum of the numbers in each column will be larger than the total number of people tested.**

Reporting lab	Inconclusive	Negative	Positive	Percent positive	Total
WINDSOR OF GAINESVILLE		9			9
ST LUKES ROOSEVELT LABORATORY		7	2	22%	9
ILLINOIS DEPARTMENT OF PUBLIC HEALTH		1	8	89%	9
NIGHT LITE PEDIATRICS CENTER		1	8	89%	9
FLORIDA HOSPITAL WINTER PARK		7	2	22%	9
CURATIVE		1	8	89%	9
CVS NJ617POCT CEDAR GROVE		8	1	11%	9
FAMILY PRACTICE OF DAVIE INC			9	100%	9
CVS CT1123POCT SOUTHBURY		9			9
SUMTER COUNTY HEALTH DEPARTMENT		4	5	56%	9
PRECISION GENETICS			9	100%	9
CVS TX10016POCT PRINCETON		9			9
MINUTE CLINIC LLC #5706		8	1	11%	9
NITIN BAWA PROFESSIONAL ASSOCIATES			9	100%	9
CVS MINUTE CLINIC DIAGNOSTIC OF KANSAS, PA		9			9
WESTERN NEW YORK IMMEDIATE MEDICAL CAR		9			9
PEDIATRIC HEALTH CARE ALLIANCE			9	100%	9
ROSECASTLE			9	100%	9
BRENNITY AT VERO BEACH, THE			9	100%	9
MC DIAGNOSTIC OF CONNECTICUT, PC #1043		9			9
NORTHSHORE UNIVERSITY HEALTHSYSTEM EVANSTON HOSPITAL LAB			9	100%	9
CHEMISYS LABORATORIES		1	8	89%	9
ALBION COLLEGE (ABBOTT)		9			9
MINUTECLINIC, LLC, MINUTECLINIC #7637		7	2	22%	9
PENSACOLA CLUSTER			9	100%	9
LAKE NONA MEDICAL SERVICE LLC		9			9
CARENOW URGENT CARE-GREEN HILLS		9			9
JOHNS HOPKINS ALL CHILDRENS			9	100%	9
MINUTE CLINIC INCORPORTE		9			9
MEDEXPRESS ELKINS		9			9
MINUTECLINIC DIAGNOSTIC OF TN PC #5671		5	4	44%	9
WINDSOR OF SAN PABLO, THE		6	3	33%	9
LAKEVIEW HEALTH SYSTEMS			9	100%	9
NEW HAMPSHIRE DEPARTMENT OF HEALTH AND HUMAN SERVICES		3	6	67%	9
MEDEXPRESS URGENT CARE - WASHINGTON		7	2	22%	9
PATEL MEDICAL VENTURES		8	1	11%	9
MIDMICHIGAN MEDICAL CENTER			9	100%	9
GRAND VILLA OF SARASOTA		8	1	11%	9
FLORIDA CENTER FOR DERMATOLOGY LABORATORY			9	100%	9
MICHIGAN DEPARTMENT OF COMMUNITY HEALTH		1	8	89%	9
SOUTH FLORIDA ENT ASSOCIATES, INC			9	100%	9
ENCOMPASS HEALTH REHABILITATION HOSPITAL OF MIAMI		8	1	11%	9
VETERANS AFFAIRS MEDICAL CENTER - OUTPATIENT			9	100%	9
WINTER PARK INTERNAL MEDICINE MD PA		7	2	22%	9
MINUTECLINIC #2860		6	3	33%	9
NORTHWEST FLORIDA COMMUNITY HOSPITAL LABORATORY		8	1	11%	9
MEDEXPRESS URGENT CARE - SWANSEA, N ILLINOIS ST		8	1	11%	9

COVID-19: testing by laboratory

Data through Mar 31, 2021 verified as of Apr 1, 2021 at 09:25 AM

Data in this report are provisional and subject to change.

The numbers in the table below represent the number of Florida and non-Florida residents for whom test results were received by the Department of Health. A person can be tested by more than one laboratory and can have both positive and negative results. **Therefore, the sum of the numbers in each column will be larger than the total number of people tested.**

Reporting lab	Inconclusive	Negative	Positive	Percent positive	Total
ST JOSEPH'S HOSPITAL NORTH LABORATORY			9	100%	9
MINUTECLINIC DIAGNOSTIC OF TN PC #240		8	1	11%	9
CVS MO8590POCT KANSAS CITY		5	4	44%	9
MOBILE RESPONSE DIAGNOSTICS LLC		8	1	11%	9
WADSWORTH CENTER - DAVID AXELROD INSTITUTE		8	1	11%	9
MINUTECLINIC DIAGNOSTIC MED GRP OF CA		8	1	11%	9
ROSEMONT GARDENS INC		9			9
ORLANDO HEALTH PHYSICIAN ASSOCIATES		4	5	56%	9
ENCOMPASS HOME HEALTH OF THE SOUTHEAST LLC		9			9
ANY LAB TEST NOW INC			9	100%	9
MINUTE CLINIC LLC # 2033		8	1	11%	9
UCARE			9	100%	9
IMMUNOGENOMICS LLC		6	3	33%	9
MINUTECLINIC DIAGNOSTIC OF VIRGINIA		9			9
ST VINCENT'S CHILTON		7	2	22%	9
MEDICANA NURSING AND REHAB CENTER			9	100%	9
Fouraker Hills Rehab and Nursing			9	100%	9
MINUTECLINIC DIAGNOSTIC OF TN PC #242		6	3	33%	9
MINUTECLINIC DIAGNOSTIC OF ILLINOIS		7	2	22%	9
CVS DC1340POCT WASHINGTON		9			9
CARENOW URGENT CARE-MT JULIET		8	1	11%	9
WESTCHESTER GENERAL HOSPITAL BLOOD GAS LAB			9	100%	9
LOREY ALF		9			9
CLAYMED OF NORTH FLORIDA			9	100%	9
MEDEXPRESS URGENT CARE - FORT WORTH S		8	1	11%	9
ATHENS VETERINARY DIAGNOSTIC LABORATOR		9			9
MINUTECLINIC #8760		9			9
MINUTE CLINIC LLC #1448		8	1	11%	9
RIVERVIEW REGIONAL MEDICAL CENTER		7	2	22%	9
ALLIANCE HEALTH AND REHABILITATION CENTER		9			9
BUENA VIDA ESTATES			9	100%	9
VILLAGE PLACE HEALTH AND REHAB		9			9
ST VINCENT'S ST CLAIR		6	3	33%	9
BEAUMONT EMERGENCY CENTER			9	100%	9
OPTUM SILVER LAKES			9	100%	9
UNIVERSITY MEDICAL CENTER		8	1	11%	9
BAYFRONT HEALTH ST PETERSBURG		8	1	11%	9
INSPIRED LIVING AT PALM BAY		7	2	22%	9
CIAN DIAGNOSTICS			9	100%	9
UHEALTH UNIVERSITY OF MIAMI			9	100%	9
CVS TX8351POCT BEAUMONT		8	1	11%	9
OMNI			9	100%	9
COLLIER BLVD HMA PHYSICIAN MANAGEMENT,, LLC			9	100%	9
WATERFORD AT CREEKSIDE, THE			9	100%	9
CHILDREN'S HEALTH CENTER INC.		7	2	22%	9
PASSPORT HEALTH			9	100%	9
PUTNAM FAMILY CARE INC		3	6	67%	9

COVID-19: testing by laboratory

Data through Mar 31, 2021 verified as of Apr 1, 2021 at 09:25 AM

Data in this report are provisional and subject to change.

The numbers in the table below represent the number of Florida and non-Florida residents for whom test results were received by the Department of Health. A person can be tested by more than one laboratory and can have both positive and negative results. **Therefore, the sum of the numbers in each column will be larger than the total number of people tested.**

Reporting lab	Inconclusive	Negative	Positive	Percent positive	Total
LAWRENCE TECHNOLOGICAL UNIVERSITY		9			9
SUNCREST OMNI		9			9
REMISE OCCUPATIONAL HEALTH SOLUTIONS INC			9	100%	9
HEALTH AND WELLNESS CENTER		1	8	89%	9
FG RAPID		8	1	11%	9
MINUTECLINIC DIAGNOSTIC OF TN, PC 6304		7	2	22%	9
MAGNOLIA MANOR			9	100%	9
CVS PHARMACY NO 274		9			9
DIXITKUMAR N MODI MD PA			9	100%	9
DOCTORS EXPRESS OF ST PETERSBURG		1	8	89%	9
NEMOURS CHILDREN'S PRIMARY CARE VERO BEACH			9	100%	9
OUR HOME AT BEACON HILL			9	100%	9
SELECT PHYSICIANS ALLIANCE		9			9
FLORIDA MENTOR		7	2	22%	9
MINUTECLINIC DIAG OF IND, LLC #2387		7	1	13%	8
FLORIDA CLINICAL LAB		1	7	88%	8
IU HEALTH PATHOLOGY		1	7	88%	8
DOCTOR'S IN HOUSE LAB			8	100%	8
SUNRISE SENIOR LIVING OF JACKSONVILLE			8	100%	8
CVS NC5591POCT STATESVILLE		7	1	13%	8
CIGNA ONSITE HEALTH LLC		2	6	75%	8
MEDEXPRESS URGENT CARE - CULPEPER		8			8
BLOOMINGDALE PEDIATRIC ASSOCIATES PA			8	100%	8
CVS MD1881POCT DUNKIRK		8			8
CARE ATC - CITY OF BOYNTON BEACH	1	2	5	63%	8
FHPG_EXP CARE W HILLSBOROUGH			8	100%	8
APEX HOME HEALTH CARE		7	1	13%	8
BLOOMING GARDENS OF CARE INC		8			8
CVS TX7827POCT ROUND ROCK		8			8
MEDEXPRESS URGENT CARE - TARENTUM		6	2	25%	8
DORAL URGENT CARE			8	100%	8
GENE STREET LABORATORIES, LLC		6	2	25%	8
WELLMED AT BRANDON REGIONAL		5	3	38%	8
ALACHUA COUNTY HEALTH DEPARTMENT		1	7	88%	8
TIFT REGIONAL HEALTH SYSTEM, INC		8			8
BAPTIST OUTPATIENT			8	100%	8
MEDEXPRESS URGENT CARE - MIDLOTHIAN		7	1	13%	8
WHEELER LABORATORY		7	1	13%	8
INTERNAL MEDICINE ASSOCIATES OF JACKSON HOSPITAL			8	100%	8
ROBERT WOOD JOHNSON HOSPITAL		7	1	13%	8
FHCP-ORANGE CITY			8	100%	8
CAPRONA GROUP HOME		2	6	75%	8
HEALTHMARK REGIONAL HOSPITAL LAB		4	4	50%	8
DEPARTMENT OF HEALTH- CITRUS COUNTY		1	7	88%	8
MINUTECLINIC DIAGNOSTIC OF OHIO #7790		6	2	25%	8
VA Primary Care Clinic at Meharry		7	1	13%	8
ORMOND BEACH CENTRA CARE			8	100%	8

COVID-19: testing by laboratory

Data through Mar 31, 2021 verified as of Apr 1, 2021 at 09:25 AM

Data in this report are provisional and subject to change.

The numbers in the table below represent the number of Florida and non-Florida residents for whom test results were received by the Department of Health. A person can be tested by more than one laboratory and can have both positive and negative results. **Therefore, the sum of the numbers in each column will be larger than the total number of people tested.**

Reporting lab	Inconclusive	Negative	Positive	Percent positive	Total
EXPRESS TEST			8	100%	8
HEALTHY MINORS PEDIATRIC URGENT CARE		7	1	13%	8
WALGREENS_COCONUT CREEK		6	2	25%	8
MID-HUDSON VALLEY DIVISION OF WESTCHESTER MEDICAL		8			8
LAKE CONWAY URGENT CARE LLC		2	6	75%	8
OKLAHOMA STATE DEPARTMENT OF HEALTH-PUBLIC HEALTH LABORATORY			8	100%	8
LEE MEMORIAL HEALTH SYSTEM D/B/A		6	2	25%	8
ADVANCED RESEARCH FOR HEALTH IMPROVEMENT		6	2	25%	8
OSWEGO HOSPITAL LABORATORY		7	1	13%	8
MARQUESA MEDICAL		7	1	13%	8
MEDEXPRESS URGENT CARE, BUTLER		5	3	38%	8
INTERVENTIONAL REHABILITATION OF SOUTH FLORIDA			8	100%	8
BIOTECH PHARMACEUTICAL GROUP LLC			8	100%	8
MONTEFIORE MEDICAL CENTER LABORATORIES - NORTH		8			8
MIAMI COMPREHENSIVE MEDICINE GROUP PA		4	4	50%	8
ALLINA HEALTH - ABBOTT NORTHWESTERN HOSPITAL		5	3	38%	8
ST. JOSEPH HOSPITAL AND HEALTH CARE INC.			8	100%	8
MINUTECLINIC, LLC #05038		8			8
ARCHBOLD MEMORIAL HOSPITAL/LAB		3	5	63%	8
CVS SC4286POCT EASLEY		3	5	63%	8
LIFE CARE CITRUS COUNTY			8	100%	8
MEDEXPRESS URGENT CARE - CLARKSBURG		7	1	13%	8
TAPESTRY TALLAHASSEE WALDEN		8			8
MINUTE CLINIC DIAGNOSTIC OF MICHIGAN PC		8			8
Atlanta VAMC		6	2	25%	8
CAREPOINT CLINIC		5	3	38%	8
MODMD LABORATORY		8			8
SOMA MEDICAL CENTER MD PA #7 PEDIATRICS			8	100%	8
CVS MINUTE CLINIC DIAGNOSTIC MED GRP OF SAN		6	2	25%	8
ENCOMPASS HEALTH REHABILITATION HOSPITAL OF OCALA		8			8
CVS MINUTE CLINIC DIAGNOSTIC OF NEW JERSEY		8			8
VENICE URGENT CARE – GULF COAST			8	100%	8
HARBORCHASE OF DR PHILLIPS		7	1	13%	8
CVS NC7213POCT MATTHEWS		6	2	25%	8
HOLY NAME MEDICAL CENTER	1	6	1	13%	8
CVS TN2179POCT MURFREESBORO		7	1	13%	8
DOTHAN PEDIATRIC CLINIC			8	100%	8
THOMAS JEFFERSON UNIVERSITY HOSPITAL		4	4	50%	8
DOMINICAN COLLEGE STUDENT HEALTH CENTE		7	1	13%	8
CHAPTERS HEALTH HOSPICE		8			8
DIAGNOSTIC CLINIC		7	1	13%	8
QUEENS UNIVERSITY OF CHARLOTTE		8			8
HUNTINGTON VILLAGE URGENT CARE		8			8
CONCENTRA URGENT CARE		4	4	50%	8
ETHOS LABORATORIES		7	1	13%	8
BARTON PARKER OD PC		8			8
CVS NC3319POCT CHARLOTTE		6	2	25%	8

COVID-19: testing by laboratory

Data through Mar 31, 2021 verified as of Apr 1, 2021 at 09:25 AM

Data in this report are provisional and subject to change.

The numbers in the table below represent the number of Florida and non-Florida residents for whom test results were received by the Department of Health. A person can be tested by more than one laboratory and can have both positive and negative results. **Therefore, the sum of the numbers in each column will be larger than the total number of people tested.**

Reporting lab	Inconclusive	Negative	Positive	Percent positive	Total
MEDEXPRESS URGENT CARE - BATTLE CREEK		5	3	38%	8
PALM BEACH COUNTY HEALTH DEPARTMENT LABORATORY			8	100%	8
MEDEXPRESS URGENT CARE - FAYETTEVILLE		6	2	25%	8
THE WOLFF CENTER FOR CHILD & ADOLESCENT HEALTH			8	100%	8
DOCTOR'S IN-HOUSE LAB/COMMUNITY HEALTH CENTERS OF PINELLAS – CLEARWATE			8	100%	8
MED & CO INVESTMENT LLC		7	1	13%	8
ST CHARLES HOSPITAL LABORATORY		8			8
GENEUS DIAGNOSTICS			8	100%	8
CONSULATE HEALTH CARE		7	1	13%	8
The Grand at Rome Nursing and Rehabilitation		8			8
EXECUTIVE MEDICAL SERVICES		8			8
NORTHEAST PEDIATRICS			8	100%	8
ALL CHILDREN'S HOSPITAL		1	7	88%	8
SEA LEVEL LABS			8	100%	8
STPET		6	2	25%	8
WHITE SANDS OUTPATIENT SERVICES (WSOP SERVICES LLC		8			8
MINUTE CLINIC, LLC #4650		7	1	13%	8
PUTNAM COUNTY EMERGENCY RESCUE SERVICE		5	3	38%	8
DOH JACKSONVILLE CENTRAL LABORATORY		3	5	63%	8
NORTHSIDE HOSPITAL ATLANTA		3	5	63%	8
MEDEXPRESS URGENT CARE - MAPLE DRIVE		7	1	13%	8
CVS CA9715POCT THOUSAND OAKS		8			8
WALGREENS #10972	1	7			8
SYLVESTER AT PLANTATION LABORATORY		7	1	13%	8
NEOGENOMICS LABORATORIES, INC		8			8
FLORIDA KEYS CONCIERGE MEDICINE, LLC		6	2	25%	8
WALK-IN MEDICAL CARE			8	100%	8
INTERNAL MEDICINE AND AESTHETICS OF NAPLES LLC		8			8
BENNETT PEDIATRICS		8			8
JACKSON CLINIC PA,THE		4	4	50%	8
KIDS CARE PEDIATRICS PA			8	100%	8
VERMONT DEPARTMENT OF HEALTH		1	7	88%	8
ALLEGRO - TAMPA	1	4	3	38%	8
X-GENE MOLECULAR LABS		1	7	88%	8
SYNEXUS CLINICAL RESEARCH US INC		2	6	75%	8
ORLANDO FAMILY PHYSICIANS INC		4	4	50%	8
JUPITER CLINIC			8	100%	8
FOUNTAINVIEW BY FIVE STAR QUALITY CARE		7	1	13%	8
ELLIS HOSPITAL LABORATORY		7	1	13%	8
BENSONHURST URGENT CARE		8			8
MINUTECLINIC DIAGNOSTIC OF TN PC #643		5	3	38%	8
MINUTECLINIC DIAGNOSTIC OF TN PC #386		7	1	13%	8
HEALTHPARK MEDICAL CTR NURSING SVC		8			8
NORTH PINELLAS CHILDRENS MEDICAL CENTER INC			8	100%	8
SOUTHEASTERN PEDIATRIC ASSOCIATES			8	100%	8
CVS TX7162POCT HOUSTON		8			8
ATLANTIC CONSOLIDATED LABORATORY		8			8

COVID-19: testing by laboratory

Data through Mar 31, 2021 verified as of Apr 1, 2021 at 09:25 AM

Data in this report are provisional and subject to change.

The numbers in the table below represent the number of Florida and non-Florida residents for whom test results were received by the Department of Health. A person can be tested by more than one laboratory and can have both positive and negative results. **Therefore, the sum of the numbers in each column will be larger than the total number of people tested.**

Reporting lab	Inconclusive	Negative	Positive	Percent positive	Total
LEMOYNE COLLEGE WELLNESS CENTER FOR		8			8
ORLANDO FAMILY PHYSICIANS			8	100%	8
WILLIAMSBURGH CHAI CARE		7	1	13%	8
URGENT CARE OF LONGWOOD		1	7	88%	8
MAGNOLIA PEDIATRICS GROUP LLC			8	100%	8
GOLISANO CHILDREN'S HOSPITAL OF SOUTHWEST FLORIDA		6	2	25%	8
SURGOINSVILLE PHARMACY		8			8
CLEARWATER PEDIATRIC CARE		1	7	88%	8
CAYUGA COUNTY HEALTH DEPARTMENT		7	1	13%	8
NORTHSIDE HOSPITAL		2	6	75%	8
VENICE REGIONAL MEDICAL CENTER			8	100%	8
FLORIDA HEART AND VASCULAR MULTISPECIALTY GROUP		8			8
Nashville Central Laboratory		8			8
LAB UNKNOWN		6	2	25%	8
Sunset Lake Health and Rehabilitation Center		8			8
DOH-TAMPA BRANCH LABORATORY (MLK BLVD)		4	4	50%	8
STUYVESANT URGENT CARE		8			8
JX REF LAB			8	100%	8
LOVELACE MEDICAL CENTER		8			8
NOVADX		2	6	75%	8
WELLIGENT		1	7	88%	8
ST CLOUD PHYSICIAN MANAGMENT LLC		7	1	13%	8
CVS PA1074POCT KENNETT SQUARE		7	1	13%	8
PACIFICA SUNRISE☐			8	100%	8
WINKLER COURT☐		7	1	13%	8
VAIL VALLEY MEDICAL CENTER			8	100%	8
TRUE HEALTH		5	3	38%	8
JOHN T MATHER MEMORIAL HOSPITAL LABORATORY		7	1	13%	8
PALMS WEST HOSPITAL			8	100%	8
GRACE WELLNESS CENTER LLC		6	1	14%	7
DOCTORS CLINICAL LABORATORY, INC		5	2	29%	7
COMPASSION PEDIATRICS		3	4	57%	7
GENOTOX LABORATORIES		5	2	29%	7
BIOREFERENCE LABORATORIES		1	6	86%	7
JUPITER ISLAND PUBLIC SAFETY		5	2	29%	7
MINUTE CLINIC DIAGNOSTIC OF PENNSYLVANIA		7			7
MIAMI BEACH COMMUNITY HEALTH CENTER INC			7	100%	7
CVS OH2543POCT CANFIELD		5	2	29%	7
OCALE FAMILY MEDICAL CENTER		7			7
MINUTE-CLINIC DIAGNOSTIC OF VIRGINIA, LLC #794		6	1	14%	7
WELLSTAR COBB HOSPITAL		6	1	14%	7
MONROE COUNTY FIRE RESCUE		6	1	14%	7
CARENOW URGENT CARE-MADISON		7			7
MINUTECLINIC DIAGNOSTIC OF OHIO #3407		6	1	14%	7
DOTHAN WEST FAMILY MEDICINE		5	2	29%	7
HOLY GARDEN ALF, INC.		7			7
SCHOOL OF PHARMACY AND PHARMACEUTICAL		7			7

COVID-19: testing by laboratory

Data through Mar 31, 2021 verified as of Apr 1, 2021 at 09:25 AM

Data in this report are provisional and subject to change.

The numbers in the table below represent the number of Florida and non-Florida residents for whom test results were received by the Department of Health. A person can be tested by more than one laboratory and can have both positive and negative results. **Therefore, the sum of the numbers in each column will be larger than the total number of people tested.**

Reporting lab	Inconclusive	Negative	Positive	Percent positive	Total
EMBRY-RIDDLE AERONAUTICAL UNIVERSITY HEALTH			7	100%	7
DOCTOR'S IN-HOUSE LAB/COMMUNITY HEALTH CENTERS OF PINELLAS –PINELLAS P			7	100%	7
MAXHEALTH		5	2	29%	7
RELIANCE MEDICAL CENTER		5	2	29%	7
VICTORIAN MANOR		2	5	71%	7
PBC FOUND CARE INC			7	100%	7
FRESENIUS KIDNEY CARE FORT WALTON BEACH			7	100%	7
TGH URGENT CARE – WESLEY CHAPEL			7	100%	7
PANCARE HEALTH - HOSFORD SCHOOL			7	100%	7
UNIVERSITY OF WASHINGTON MEDICAL CENTER			7	100%	7
PALM GARDEN OF SUN CITY			7	100%	7
ST. LUCIE COUNTY HEALTH DEPARTMENT		5	2	29%	7
AVON PARK PEDIATRICS			7	100%	7
EASTERN FLORIDA STATE COLLEGE – PALM BAY CAMPUS□			7	100%	7
EP LTC PHARMACY		5	2	29%	7
ACCESS CARE MEDICAL GROUP LLC		2	5	71%	7
HEARTLAND PEDIATRICS OF LAKE PLACID			7	100%	7
MINUTECLINIC DIAG OF IND LLC #6998		6	1	14%	7
MINUTECLINIC, LLC #03268		6	1	14%	7
ADVENT HEALTH APOPKA		3	4	57%	7
SUPREME LABORATORY			7	100%	7
MINUTECLINIC DIAGNOSTIC OF NORTH CAROLINA PC #7054		5	2	29%	7
GULF COAST PEDIATRICS OF SARASOTA PA		1	6	86%	7
MEDEXPRESS URGENT CARE - STATE COLLEGE		5	2	29%	7
Parkside Villa		7			7
SARASOTA MEDICAL CENTER			7	100%	7
HARMONIOUS HOME HEALTH, LLC		7			7
MEDEXPRESS URGENT CARE - STAUNTON		3	4	57%	7
MINUTECLINIC, LLC #03965		7			7
MEDEXPRESS URGENT CARE-NESHANNOCK TWP		6	1	14%	7
RIVER OAKS TREATMENT CENTER			7	100%	7
DELAWARE DEPARTMENT OF HEATH		6	1	14%	7
BRADENTON PHYSICIANS MEDICAL CENTER			7	100%	7
KANSAS DEPARTMENT OF HEALTH		2	5	71%	7
WATAUGA MEDICAL CENTER		4	3	43%	7
LIZS ADULT CARE		7			7
CRESTWOOD MEDICAL CENTER		5	2	29%	7
QUE		4	3	43%	7
CITYMD		1	6	86%	7
FLORIDA DIGESTIVE AND LIVER SPECIALIST		7			7
MEDEXPRESS URGENT CARE, JOHNSTOWN		6	1	14%	7
ST. CLOUD PHARMACY AND WELLNESS CENTER		3	4	57%	7
OPTUM PRIMARY CARE - FOUNTAIN OAKS		3	4	57%	7
GILCHRIST COUNTY FIRE DEPARTMENT		4	3	43%	7
RANDOLPH DIABETES AND WELLNESS		6	1	14%	7
FHMG_FM AND IM AVALON PARK		2	5	71%	7
MEDEXPRESS URGENT CARE - GLENDALE		7			7

COVID-19: testing by laboratory

Data through Mar 31, 2021 verified as of Apr 1, 2021 at 09:25 AM

Data in this report are provisional and subject to change.

The numbers in the table below represent the number of Florida and non-Florida residents for whom test results were received by the Department of Health. A person can be tested by more than one laboratory and can have both positive and negative results. **Therefore, the sum of the numbers in each column will be larger than the total number of people tested.**

Reporting lab	Inconclusive	Negative	Positive	Percent positive	Total
FLORIDA SCHOOL FOR THE DEAF AND THE BLIND			7	100%	7
Baptist Village Retirement Communities		7			7
CVS TX4397POCT CYPRESS		7			7
BOCA BIOLISTICS LLC			7	100%	7
WILDLIGHT LAB			7	100%	7
MINUTECLINIC DIAG OF IND LLC #8651		6	1	14%	7
CARENOW URGENT CARE-SOUTHLAKE			7	100%	7
Rutgers Health Rwj University Hospital - Laboratory		4	3	43%	7
NORTH FLORIDA MEDICAL CENTERS INC		1	6	86%	7
ENCOMPASS HEALTH REHABILITATION		6	1	14%	7
COMPLETE FAMILY CARE, LLC/UNIVERSITY OF SAINT MARY		7			7
LONGWOOD FAMILY MEDICINE		1	6	86%	7
COMMUNITY MEDICAL AND DENTAL CARE INC		7			7
HEALTH CARE LABORATORY SERVICES		1	6	86%	7
WEXFORD HEALTH SOURCES INC		7			7
QHG OF ENTERPRISE INC (DBA MEDICAL CTR		7			7
FLORIDA HOSPITAL APOPKA		6	1	14%	7
CVS TN7289POCT SIGNAL MOUNTAIN		7			7
Thermopolis Rehabilitation Wellness		7			7
DEPT OF VA MEDICAL CENTER - RICHMOND		6	1	14%	7
CVS PHARMACY #8800		5	2	29%	7
MINUTECLINIC, DIAGNOSTIC OF TEXAS, LL		6	1	14%	7
SOUTHEAST GEORGIA HEALTH SYSTEM, INC D		7			7
NELSON BIOLOGICAL			7	100%	7
PARTNERS PHARMACY OF FLORIDA LLC		7			7
CVS GA2147POCT KENNESAW		5	2	29%	7
FLORIDA CANCER SPECIALISTS & RESEARCH INSTITUTE		6	1	14%	7
FAMILY MEDICINE MEDICAL DRIVE		7			7
LEPE'S HOUSE			7	100%	7
SUPERIOR RESIDENCES AT CALA HILLS		7			7
EL PARAISO HOME INC		7			7
Florida Clinical Laboratory		1	6	86%	7
NEMOURS CHILDREN'S HOSPITAL			7	100%	7
DALLAS COUNTY HEALTH AND HUMAN SERVICES			7	100%	7
MINUTECLINIC MINUTECLINIC #8505		5	2	29%	7
LYNMOORE,THE		7			7
MERCY HEALTH—MUSKEGON		6	1	14%	7
HEWLETT URGENT CARE, PLLC		7			7
NYU WINTHROP HOSPITAL PATHOLOGY		7			7
CVS OH3458POCT BEAVERCREEK		7			7
PERSONAL PHYSICIAN CARE PA			7	100%	7
KENDALL REGIONAL MEDICAL CNTR			7	100%	7
LEE COUNTY HEALTH DEPARTMENT		4	3	43%	7
CVS OH3301POCT WOODMERE		7			7
Lenox on the Lake			7	100%	7
PENN MEDICINE PRINCETON MEDICAL CENTER		6	1	14%	7
GUIDANCE / CARE CENTER, INC		7			7

COVID-19: testing by laboratory

Data through Mar 31, 2021 verified as of Apr 1, 2021 at 09:25 AM

Data in this report are provisional and subject to change.

The numbers in the table below represent the number of Florida and non-Florida residents for whom test results were received by the Department of Health. A person can be tested by more than one laboratory and can have both positive and negative results. **Therefore, the sum of the numbers in each column will be larger than the total number of people tested.**

Reporting lab	Inconclusive	Negative	Positive	Percent positive	Total
NORTHERN DUTCHESS HOSPITAL LABORATORY		5	2	29%	7
TRUE HEALTH DIAGNOSTICS		1	6	86%	7
MEDEXPRESS URGENT CARE-DUBOIS		7			7
BROOKDALE LAKE ORIENTA			7	100%	7
FLORIDA HOSPITAL KISSIMMEE		4	3	43%	7
MEDEXPRESS URGENT CARE - HOT SPRINGS		7			7
MEDEXPRESS URGENT CARE-PETERS TWP		6	1	14%	7
KEYSTONE PLACE AT NAPLES PRESERVE		4	3	43%	7
MINUTECLINIC MINUTECLINIC #4977		4	3	43%	7
PEDIATRICS OF CENTRAL FLORIDA		5	2	29%	7
CVS GA2108POCT NORCROSS		4	3	43%	7
MINUTECLINIC DIAGNOSTIC OF NEVADA #87		4	3	43%	7
ABBNEY MANOR RETIREMENT RESIDENCE INC		7			7
IRL MARKET LAB			7	100%	7
GENTRY PARK ORLANDO ASSISTED LIVING		6	1	14%	7
MINUTE CLINIC LLC #4017		7			7
CVS CT1109POCT BETHEL		7			7
MANATEE PEDIATRICS			7	100%	7
ECLRS		2	5	71%	7
SOUTH COM HEALTH CLINIC, DEPT. OF THE ARMY		7			7
NOVANT HEALTH INPATIENT CARE		2	5	71%	7
MINUTE CLINIC DIAGNOSTIC OF VIRGINIA, LLC #1905		7			7
MINUTECLINIC, LLC #1796		6	1	14%	7
CVS GA7064POCT STOCKBRIDGE		7			7
MEDEXPRESS URGENT CARE MORGANTOWN		7			7
CLAY PRIMARY & FAMILY CARE LLC			7	100%	7
MINUTECLINIC DIAGNOSTIC OF GEORGIA, LL		5	2	29%	7
GOLDMAN SACHS HEALTH CENTER	1	6			7
CVS NV9841POCT RENO		4	3	43%	7
BETTER AT HOME		7			7
NORTHDALE REHABILITATION CENTER			7	100%	7
THRIF-T DRUGS INC		6	1	14%	7
PENINSULA CARE AND REHABILITATION CENTER			7	100%	7
SLOPESIDE LABS AND TESTING, LLC - THE HIDEOUT AT BUTTERMILK MOUNTAIN		7			7
GALLUP INDIAN MEDICAL CENTER		7			7
LAKE PEDIATRICS			7	100%	7
Ocoee Health Care Center		7			7
CVS MINUTE CLINIC DIAG OF IND LLC #5206		6	1	14%	7
YAZJI PEDIATRIC CARE LLC DBA TUKA PEDIATRICS			7	100%	7
CVS NY549POCT RIDGEWOOD		4	3	43%	7
GLEN FALLS HOSPITAL DEPARTMENT OF PATHOLOGY		6	1	14%	7
MC DIAGNOSTIC OF CONNECTICUT , PC # 3		5	2	29%	7
DR. PHILLIPS MEDICAL WELLNESS CENTER		4	3	43%	7
LONG ISLAND JEWISH FOREST HILLS HOSPITAL		7			7
CVS CA9113POCT CHULA VISTA		7			7
PEDIATRICS URGENT CARE, LLC			7	100%	7
BALTIMORE CITY HEALTH DEPT COMMUNICABLE DISEASES AND EPIDEMIOLOGY			7	100%	7

COVID-19: testing by laboratory

Data through Mar 31, 2021 verified as of Apr 1, 2021 at 09:25 AM

Data in this report are provisional and subject to change.

The numbers in the table below represent the number of Florida and non-Florida residents for whom test results were received by the Department of Health. A person can be tested by more than one laboratory and can have both positive and negative results. **Therefore, the sum of the numbers in each column will be larger than the total number of people tested.**

Reporting lab	Inconclusive	Negative	Positive	Percent positive	Total
SARAH LAWRENCE COLLEGE HEALTH SERVICES		7			7
ACM MEDICAL LABORATORY ALLIANCE		5	2	29%	7
LAWTON CHILES HEALTH CENTER		1	6	86%	7
CARESOUTH HHA HOLDINGS OF TALLAHASSEE LLC		7			7
CVS MO8556POCT KANSAS CITY		6	1	14%	7
BIRMINGHAM VAMC		3	4	57%	7
WYOMING COUNTY COMMUNITY HOSPITAL LABORATORY		7			7
COVID RAPID LABS		1	5	83%	6
JERSEY SHORE MEDICAL CENTER		6			6
FLORIDA DEPARTMENT OF HEALTH IN MIAMI DADE COUNTY		5	1	17%	6
FIRST COAST CARDIOVASCULAR INSTITUTE PA			6	100%	6
MARSHALL MEDICAL CENTER SOUTH LAB		5	1	17%	6
URGENT CARE HOUSECALLS PA		5	1	17%	6
ADVENTHEALTH CELEBRATION EMPLOYEE CLINIC		6			6
AARK LABORATORY		6			6
QUICK CARE MED WALK IN AND URGENT CARE			6	100%	6
CVS TX1104POCT ALLEN		6			6
PREMIER FAMILY HEALTH PA			6	100%	6
CVS PA4077POCT BELLE VERNON		6			6
IVY ROSEN MD PLLC		6			6
PALMETTO HEALTH ALLIANCE		3	3	50%	6
CVS PA1296POCT DREXEL HILL		4	2	33%	6
UNILAB		2	4	67%	6
FLORIDA WOMAN CARE LABORATORY			6	100%	6
COMPASSION PEDIATRIC URGENT CARE LLC		2	4	67%	6
NU WAVE MEDICAL CENTER			6	100%	6
CVS NC7057POCT SHELBY		5	1	17%	6
GRACE REHABILITATION CENTER OF VERO BEACH		4	2	33%	6
PHYSICIANS URGENT CARE BERRY FARMS		4	2	33%	6
CENTREX CLINICAL LABS INC		6			6
BOCA VIPEDIATRICS			6	100%	6
UT MEMPHIS UNIVERSITY HEALTH SERVICES			6	100%	6
WG WINDSOR WOODS SH LLC		6			6
RIVER CITY PRIMARY AND URGENT CARE			6	100%	6
MINUTECLINIC MINUTECLINIC #921		6			6
BAYCARE ALLIANT HOSPITAL			6	100%	6
PENN NURSING CENTER		6			6
SOUTHEASTERN DERMATOLOGY GROUP PA		5	1	17%	6
INTERNAL MEDICINE LIPID AND WELNNESS PRACTICE			6	100%	6
PANCARE HEALTH - KATE SMITH ELEMENTARY		1	5	83%	6
FAMILY TREE PRIMARY CARE		5	1	17%	6
MIAMI RESCUE MISSION CLINIC INC			6	100%	6
BROOKDALE CLERMONT			6	100%	6
ADVENTHEALTH MEDICAL GROUP INTERNAL MEDICINE AT		2	4	67%	6
CVS MI8049POCT WATERFORD		5	1	17%	6
MEDEXPRESS URGENT CARE PORT HURON		5	1	17%	6
CVS OH6123POCT CINCINNATI		4	2	33%	6

COVID-19: testing by laboratory

Data through Mar 31, 2021 verified as of Apr 1, 2021 at 09:25 AM

Data in this report are provisional and subject to change.

The numbers in the table below represent the number of Florida and non-Florida residents for whom test results were received by the Department of Health. A person can be tested by more than one laboratory and can have both positive and negative results. **Therefore, the sum of the numbers in each column will be larger than the total number of people tested.**

Reporting lab	Inconclusive	Negative	Positive	Percent positive	Total
MCR HEALTH LAWTON CHILES ADMINISTRATION STE A		1	5	83%	6
PATHGROUP LABS, LLC		4	2	33%	6
PRESBYTERIAN HOME		6			6
GAINESVILLE PEDIATRIC ASSOCIATES		1	5	83%	6
MAXCARE CLINIC			6	100%	6
NEUROSCIENCE AND SPINE ASSOCIATES, PL		5	1	17%	6
TERENCE B MITCHELL MD, INC		2	4	67%	6
VISTACARE PHARMACY I		6			6
MINUTECLINIC DIANOSTIC OF VIRGINA, LL		5	1	17%	6
BETHESDA COMMUNITY HEALTH CENTER			6	100%	6
MEDEXPRESS URGENT CARE - BLUEFIELD		5	1	17%	6
FLORIDA MEDICAL SPECIALISTS		2	4	67%	6
TULLAHOMA HMA, LLC		5	1	17%	6
MEDEXPRESS URGENT CARE - MT LEBANON		4	2	33%	6
ENTRUST IMMEDIATE CARE			6	100%	6
MERCY COLLEGE HEALTH OFFICE		6			6
WAKEMED		1	5	83%	6
SAINT PETER'S UNIVERSITY HOSPITAL		6			6
CVS KY4779POCT LOUISVILLE		4	2	33%	6
WIREGRASS MEDICAL CENTER			6	100%	6
FHPG_EXP CARE PALM HARBOR			6	100%	6
AMERICAN HEALTH ASSOC. LABORATORY SOUTH		4	2	33%	6
CVS NC6402POCT DAVIDSON		4	2	33%	6
ENIGMA DIAGNOSTIC, INC.			6	100%	6
TIMBER CREEK PEDIATRICS		6			6
PIEDMONT ATHENS REGIONAL MEDICAL		5	1	17%	6
UNILAB OF DADE INC			6	100%	6
CVS PA2582POCT SPRINGFIELD		4	2	33%	6
NEMOURS CHILDREN'S URGEN CARE			6	100%	6
DIXIE COUNTY EMERGENCY SERVICES			6	100%	6
NASSAU UNIVERSITY MEDICAL CENTER DEPT		5	1	17%	6
SHEEPSHEAD BAY URGENT CARE		6			6
MOULTRIE CREEK NURSING AND REHAB			6	100%	6
CHIEFLAND MEDICAL CENTER		1	5	83%	6
LAKEVIEW TERRACE HOME HEALTH SERVICES LLC			6	100%	6
PROHEALTH MED		1	5	83%	6
ATLANTIC COMMUNITY HIGH SCHOOL		5	1	17%	6
MINUTECLINIC DIAGNOSTIC OF VIRGINIA, LLC #1656		6			6
LUMADOC HEALTH		4	2	33%	6
CVS OH3476POCT TIPP CITY		6			6
FLORIDA DEPARTMENT OF HEALTH SEMINOLE COUNTY		1	5	83%	6
MINUTECLINIC LLC #5041		2	4	67%	6
CVS CA9721POCT ARCADIA		6			6
Contrastate Medical Center		5	1	17%	6
CVS PA813POCT RICHBORO		6			6
THE CLINIC PREMISE HEALTH			6	100%	6
PLEASANTVILLE OF SEBASTIAN LLC□			6	100%	6

COVID-19: testing by laboratory

Data through Mar 31, 2021 verified as of Apr 1, 2021 at 09:25 AM

Data in this report are provisional and subject to change.

The numbers in the table below represent the number of Florida and non-Florida residents for whom test results were received by the Department of Health. A person can be tested by more than one laboratory and can have both positive and negative results. **Therefore, the sum of the numbers in each column will be larger than the total number of people tested.**

Reporting lab	Inconclusive	Negative	Positive	Percent positive	Total
FIRST PHYSICIANS GROUP - LORRAINE CORNERS		6			6
CHILDREN'S HOSPITAL OF PHILADELPHIA		5	1	17%	6
MINUTECLINIC DIAGNOSTIC OF KANSAS PA		6			6
HOLLY HILL HOME INFUSION SERVICE		5	1	17%	6
BETH ISRAEL DEACONESS MEDICAL CENTER			6	100%	6
CVS NC7051POCT WAKE FOREST		6			6
CVS MD4371POCT OCEAN CITY		6			6
CAREWELL 301 - WARWICK			6	100%	6
MEDEXPRESS URGENT CARE - HOLLINS		6			6
EXPICARE NURSING AGENCY, INC		5	1	17%	6
CURATIVE CARE CENTER INC		1	5	83%	6
MEDEXPRESS URGENT CARE SHADYSIDE		5	1	17%	6
ASCENSION ST VINCENT'S CLAY COUNTY			6	100%	6
BNR PHARMACY INC		6			6
THE PALMS REHABILITATION AND HEALTHCARE CENTER		5	1	17%	6
CVS MINUTE CLINIC DIAGNOSTIC OF TEXAS		5	1	17%	6
CVS RI1717POCT 1 CVS DR			6	100%	6
CAPITAL HEALTH PLAN LABORATORIES			6	100%	6
PHYSICIANS FOR CHILDREN			6	100%	6
CVS MA6505POCT NEWTON		6			6
CAMELLIA AT DEERWOOD		2	4	67%	6
BAYSHORE POINTE NURSING AND REHAB CENTER			6	100%	6
IAN C BOYKIN MD		4	2	33%	6
LEWIS COUNTY MANOR		6			6
MD NOW MEDICAL CENTER			6	100%	6
MINUTECLINIC DIAGNOSTIC OF OHIO #4401		6			6
CVS PA233POCT NEWTOWN SQUARE		6			6
LOS ALAMOS NATIONAL LABORATORY		6			6
PUBLIC HEALTH LAB		6			6
MEDEXPRESS URGENT CARE-HERSHEY		5	1	17%	6
WOMENS CARE FLORIDA LLC		5	1	17%	6
CARESOUTH HHA HOLDINGS OF THE BAY AREA LLC□		6			6
FAMILY CARE MEDICAL CENTER			6	100%	6
CVS NM8918POCT ALBUQUERQUE		6			6
MEDEXPRESS URGENT CARE - IRVING		6			6
CVS GA3766POCT DACULA		4	2	33%	6
TEXAS MEDCLINIC			6	100%	6
MINUTECLINIC DIAGNOSTIC OF VIRGINIA, LLC #255		6			6
XPRESS URGENT CARE LLC		6			6
CVS MD2956POCT NEW MARKET		5	1	17%	6
MINUTE CLINIC DIAGNOSTIC MED GRP		5	1	17%	6
TRANSPLANT GENOMICS INC (EUROFINS)		6			6
BOONE DRUG & HEALTHCARE AT DEERFIELD			6	100%	6
LISTENING DOCTOR PLLC, THE		1	5	83%	6
TAMIAMI LAB MILLENIUM			6	100%	6
ANTHONY-BROWN PHARMACY		6			6
FLEET LANDING			6	100%	6

COVID-19: testing by laboratory

Data through Mar 31, 2021 verified as of Apr 1, 2021 at 09:25 AM

Data in this report are provisional and subject to change.

The numbers in the table below represent the number of Florida and non-Florida residents for whom test results were received by the Department of Health. A person can be tested by more than one laboratory and can have both positive and negative results. **Therefore, the sum of the numbers in each column will be larger than the total number of people tested.**

Reporting lab	Inconclusive	Negative	Positive	Percent positive	Total
CVS IN6713POCT BLOOMINGTON		6			6
BROWARD COUNTY HEALTH DEPT.			6	100%	6
ST CHARLES BEND LABORATORY		5	1	17%	6
FLORIDA PREMIER MEDICAL CARE PA			6	100%	6
MEDEXPRESS URGENT CARE-PITTSFIELD		6			6
MEDEXPRESS URGENT CARE - PRINCETON		5	1	17%	6
Kroger 673 - The Little Clinic Dallas		5	1	17%	6
ARLINGTON OF NAPLES		6			6
MEDEXPRESS URGENT CARE-MUNCIE		6			6
Northwell Lab		2	4	67%	6
MINUTECLINIC DIAGNOSTICS OF IND LLC		3	3	50%	6
URGENT TEAM - HUNTSVILLE		5	1	17%	6
SV DIAGNOSTIC LAB			6	100%	6
FLORIDA HEALTHCARE OF ORLANDO		1	5	83%	6
VIERA PEDIATRICS		1	5	83%	6
CONCENTRA			6	100%	6
TERRACINA LLC		1	5	83%	6
ST JOSEPHS HOSP OF ATLANTA/CLINIC LAB		5	1	17%	6
CAPE CORAL URGENT CARE		3	3	50%	6
PROGRESS PHARMACY INC		1	5	83%	6
HUNTERS CREEK PEDIATRICS		6			6
DANIEL M LIBBY MD PLLC		6			6
NORTH FLORIDA PEDIATRICS JASPER			6	100%	6
JOINT AMBULATORY CARE CENTER		6			6
CDRX INFUSION			6	100%	6
LOUISIANA DEPT OF HEALTH			6	100%	6
BROWARD TRANSITIONAL CENTER			6	100%	6
CLINICAL CARE ASSOCIATES			6	100%	6
FRESENIUS KIDNEY CARE DUNEDIN			6	100%	6
MINUTECLINIC DIAGNOSTIC OF TN PC #442		4	2	33%	6
MINUTECLINIC DIAGNOSTIC OF SC, LLC #7		4	2	33%	6
Advanced Care Center			6	100%	6
DEPARTMENT OF HEALTH AND HUMAN SERVICES STATE OF NEW HAMPSHIRE			6	100%	6
CVS NV2928POCT LAS VEGAS		6			6
CVS PA5241POCT CHALFONT		6			6
MEDEXPRESS URGENT CARE - HUNTINGTON WE		6			6
ALL4KIDZ PEDIATRICS LLC		3	3	50%	6
CALIFORNIA DEPARTMENT OF PUBLIC HEALTH		1	5	83%	6
PROVIDENCE LABORATORY SERVICES		6			6
URGENT TEAM - MUSCLE SHOALS		6			6
ALLEGRO FLEMING ISLAND		1	5	83%	6
WEST DADE PEDIATRICS			6	100%	6
ALL CHILDREN'S HOSPITAL DEPT OF GENERAL PEDIATRICS			6	100%	6
AMERICAN EAGLE LEESBURG AL LLC DBA VISTA LAKE			6	100%	6
OCALA REGIONAL KIDNEY CENTER EAST		2	4	67%	6
WELLSTAR NORTH FULTON HOSPITAL LABORAT		6			6
CITIZENS BAPTIST MEDICAL CENTERS LAB		5	1	17%	6

COVID-19: testing by laboratory

Data through Mar 31, 2021 verified as of Apr 1, 2021 at 09:25 AM

Data in this report are provisional and subject to change.

The numbers in the table below represent the number of Florida and non-Florida residents for whom test results were received by the Department of Health. A person can be tested by more than one laboratory and can have both positive and negative results. **Therefore, the sum of the numbers in each column will be larger than the total number of people tested.**

Reporting lab	Inconclusive	Negative	Positive	Percent positive	Total
ELITE MD GROUP INC		2	4	67%	6
LRHS Southeastern University		4	2	33%	6
MEDEXPRESS URGENT CARE - ELM GROVE		5	1	17%	6
GUTHRIE MEDICAL GROUP LABORATORIES		6			6
MINUTECLINIC 7196		5	1	17%	6
CVS SC7334POCT LEXINGTON		5	1	17%	6
GENESIS FAMILY PRACTICE		3	3	50%	6
CVS IL8747POCT CHICAGO		6			6
NORTHEAST ALABAMA REGIONAL MEDICAL CENTER		3	3	50%	6
THE WINDSOR OF OCALA		2	4	67%	6
MEDEXPRESS URGENT CARE - RICHMOND, NINE MILE RD		5	1	17%	6
GENTLE MEDICINE ASSOCIATES / DR. REGINE BATAILLE		6			6
CVS SC2736POCT MURRELLS INLET		5	1	17%	6
MEDEXPRESS URGENT CARE - YORK		3	3	50%	6
FLORIDA DEPARTMENT OF HEALTH IN SARASOTA COUNTY		5	1	17%	6
CVS NJ2815POCT E BRUNSWICK		4	2	33%	6
MINUTECLINIC DIAGNOSTIC OF KENTUCKY		6			6
ALBANY MEDICAL CENTER		5	1	17%	6
MINUTE CLINIC DIAGNOSTIC OF NORTH CAROLINA		6			6
PALM HARBOR DERMATOLOGY		4	2	33%	6
CENTRAL FLORIDA PRIMARY CARE			6	100%	6
CVS NATIONAL HARBOR MD2297714CV		6			6
CVS IN6654POCT INDIANAPOLIS		5	1	17%	6
TREASURE COAST INFECTIOUS DISEASE CONSULTANTS		3	3	50%	6
PANCARE HEALTH - ALTHA PUBLIC			6	100%	6
MINUTE CLINIC DIAG OF IND LLC #8674		6			6
SANDGATE GARDENS REHAB & NURSING CENTER		3	3	50%	6
ARLINGTON OF NAPLES INC, THE		6			6
CVS TN4624POCT KNOXVILLE		5	1	17%	6
MEDICAL CENTER AT OCEAN REEF		1	5	83%	6
CVS GA2236POCT WOODSTOCK		6			6
UT SOUTHWESTERN MEDICAL CENTER			6	100%	6
PR HEALTH		1	5	83%	6
RUSH UNIVERSITY MEDICAL CENTER LABORATORY			5	100%	5
NORTH DADE NURSING AND REHABILITATION CENTER			5	100%	5
SEACOAST PATHOLOGY PROFESSIONAL ASSOC		5			5
MEDEXPRESS URGENT CARE - MOUNTAIN HOME		4	1	20%	5
BAYSHORE LABORATORY		4	1	20%	5
CVS GA2841POCT LAWRENCEVILLE		5			5
VILLAGES HEALTH, THE		4	1	20%	5
ADVANCED PEDIATRICS OF BOCA LLC			5	100%	5
AMERICAN MEDICAL RESPONSE - DENVER		2	3	60%	5
NORTHEAST GEORGIA MEDICAL CENTER		5			5
LEHIGH REGIONAL MEDICAL CENTER LABORATORY		3	2	40%	5
SAFETY HARBOR SENIOR LIVING			5	100%	5
STATEN ISLAND CHAI CARE		5			5
Army Residence Community		5			5

COVID-19: testing by laboratory

Data through Mar 31, 2021 verified as of Apr 1, 2021 at 09:25 AM

Data in this report are provisional and subject to change.

The numbers in the table below represent the number of Florida and non-Florida residents for whom test results were received by the Department of Health. A person can be tested by more than one laboratory and can have both positive and negative results. **Therefore, the sum of the numbers in each column will be larger than the total number of people tested.**

Reporting lab	Inconclusive	Negative	Positive	Percent positive	Total
COLUMBIA MEMORIAL HOSPITAL LABORATORY		5			5
UNIVERSITY OF CHICAGO MEDICAL CENTER LAB			5	100%	5
SANTOS REHABILITATION CENTER INC			5	100%	5
SUTTER TRACY COMMUNITY HOSPITAL			5	100%	5
URGENT TEAM - NASHVILLE		5			5
THE UNIVERSITY OF VERMONT MEDICAL CENTER		4	1	20%	5
FLORIDA DEPARTMENT OF HEALTH - INVERNESS		3	2	40%	5
SONATA VERO BEACH		5			5
INTERNAL MEDICINE & PRIMARY CARE ASSOCIATES, PLC			5	100%	5
CELEBRATION PEDIATRICS PA			5	100%	5
CVS HEALTH, #1994		4	1	20%	5
Lake Mary Health and Rehabilitation Center		1	4	80%	5
Kroger 449 - The Little Clinic Mountain Park		4	1	20%	5
MEDEXPRESS URGENT CARE - FREDERICK		5			5
Walker BaptistMedCtr		4	1	20%	5
CVS SC5479POCT INDIAN LAND		5			5
Oakwood - North Baldwins Center for Living		5			5
MIAMI CANCER INSTITUTE			5	100%	5
MANATEE COUNTY JAIL		4	1	20%	5
AEL KNOXVILLE			5	100%	5
INDIAN RIVER PRIMARY CARE PA		5			5
MID - FLORIDA PATHOLOGY LLC		1	4	80%	5
MEDICAL CENTER OF BLOUNTSTOWN			5	100%	5
EASTCHESTER PEDIATRIC MEDICAL GROUP		5			5
CVS NC2313POCT RALEIGH		4	1	20%	5
ARC POINT LABS OF AUSTIN NORTH			5	100%	5
Kennedy University Hospital		5			5
BOROPARK URGENT CARE		4	1	20%	5
MASSASHUSETTS STATE LAB INSTITUTE		2	3	60%	5
ELITE CARE			5	100%	5
MINUTE CLINIC DIAGNOSTIC OF VIRGINIA, LLC #7543		5			5
QUALITY MEDICAL CARE			5	100%	5
MINUTECLINIC DIAGNOSTIC OF OHIO #6147		4	1	20%	5
NHC HealthCare Anniston		5			5
MEDEXPRESS URGENT CARE- COLUMBIA HEIGH		5			5
AHC Decatur County		5			5
BEECHTREE MOLECULAR LAB LLC			5	100%	5
MINUTECLINIC DIAG OF IND, LLC #6553		5			5
NORTHERN MICHIGAN UNIVERSITY ATHLETICS		5			5
ADVANCED URGENT CARE OF MARATHON		1	4	80%	5
PEDIATRICS OF ALTAMONTE		5			5
LABCORP UNSPECIFIED		5			5
RELIANT IMMUNE DIAGNOSTICS			5	100%	5
HENDRY REGIONAL CONVENIENT CARE CENTER			5	100%	5
GREENVILLE MEMORIAL HOSPITAL LAB			5	100%	5
NORTHWOOD UNIVERSITY-BENNETT SPORTS CENTER		5			5
AUGUSTA HEALTH			5	100%	5

COVID-19: testing by laboratory

Data through Mar 31, 2021 verified as of Apr 1, 2021 at 09:25 AM

Data in this report are provisional and subject to change.

The numbers in the table below represent the number of Florida and non-Florida residents for whom test results were received by the Department of Health. A person can be tested by more than one laboratory and can have both positive and negative results. **Therefore, the sum of the numbers in each column will be larger than the total number of people tested.**

Reporting lab	Inconclusive	Negative	Positive	Percent positive	Total
CVS OH3080POCT HUBER HEIGHTS		5			5
ELDER ALTERNATIVES INC		3	2	40%	5
CVS NC3853POCT BURLINGTON		4	1	20%	5
Enterprise Health and Rehabilitation Center		5			5
WHITE WILSON MEDICAL CENTER - FWB		1	4	80%	5
SUNSHINE STATE DIALYSIS			5	100%	5
CVS TN7698POCT KNOXVILLE		5			5
CVS MA2172POCT NORTH GRAFTON		5			5
CVS TX2263POCT SAN ANTONIO		5			5
THE DOCTORS CENTER HEALTHCARE-SOUTHSIDE		1	4	80%	5
MEASE CONTINUING CARE		3	2	40%	5
SOUTH FLORIDA FAMILY HEALTH & RESEARCH CTR			5	100%	5
PRL NYC PANDEMIC RESPONSE LAB			5	100%	5
OMNICARE PHARMACY OFTEXAS 1, LP DBA OMNICARE		5			5
BEACH HOUSE		5			5
ALLIANCE FOR MULTISPECIALTY RESEARCH		5			5
UNIVERISTY OF MEMPHIS ATHLETIC TRAINI		5			5
EAST SIDE CLINICAL LABORATORY		4	1	20%	5
EAST BANK HOSPITAL - UNIVERSITY OF MINNESOTA MEDICAL CENTER			5	100%	5
LAKE COUNTY DETENTION CENTER		3	2	40%	5
LPG PEDIATRICS AT CAPE CORAL		5			5
MEDEXPRESS URGENT CARE - LOGAN		5			5
BAPTIST HEALTH - TOWN CENTER			5	100%	5
JUPITER ISLAND MEDICAL CLINIC INC		5			5
OURMED		4	1	20%	5
WATERTOWN URGENT CARE PLLC		5			5
WOODHULL MEDICAL AND MENTAL HEALTH CTR		5			5
MINUTE-CLINIC DIAGNOSTIC OF VIRGINIA,		5			5
BIOTECH CLINICAL LABORATORY			5	100%	5
ADVENTHEALTH CAR CENTER APOPKA			5	100%	5
MD NOW MEDICAL CENTER INC			5	100%	5
UW MEDICINE VIROLOGY LAB			5	100%	5
PELICAN LANDING		1	4	80%	5
INFECTION CONTROL/ EMPHEALTH		3	2	40%	5
FLORIDA PRIMARY & SPECIALTY CARE		5			5
WEST PACIFIC MEDICAL LABORATORY			5	100%	5
RURAL HEALTH CARE INC			5	100%	5
ALPHADERA LABS, LLC			5	100%	5
ENT AND ALLERGY ASSOCIATES OF FLORIDA, LLC			5	100%	5
LPG COCONUT POINT - FAMILY/ INTERNAL MEDICINE		5			5
BLUETAIL MEDICAL GROUP, LLC		4	1	20%	5
EGL GENETICS DIAGNOSTICS			5	100%	5
BAPTIST HOSPITAL EMPLOYEE HEALTH OFF			5	100%	5
HILLSBOROUGH COUNTY HEALTH DEPARTMENT			5	100%	5
MEDEXPRESS URGENT CARE - WEIRTON		5			5
URGENT CARE COASTAL GA			5	100%	5
THONOTOSASSA COMMUNITY HEALTH CENTER		1	4	80%	5

COVID-19: testing by laboratory

Data through Mar 31, 2021 verified as of Apr 1, 2021 at 09:25 AM

Data in this report are provisional and subject to change.

The numbers in the table below represent the number of Florida and non-Florida residents for whom test results were received by the Department of Health. A person can be tested by more than one laboratory and can have both positive and negative results. **Therefore, the sum of the numbers in each column will be larger than the total number of people tested.**

Reporting lab	Inconclusive	Negative	Positive	Percent positive	Total
CVS AZ10150POCT PHOENIX		4	1	20%	5
MINUTE CLINIC LLC #0169		4	1	20%	5
MIAMI MEDICAL CONSULTANT PA			5	100%	5
PEDIATRIC URGENT HEALTH CARE			5	100%	5
GENTLE HANDS MOBILE PHLEBOTOMY			5	100%	5
FOUNDCARE, INC			5	100%	5
DICKSON MEDICAL ASSOCIATES PC PATH LAB		4	1	20%	5
ST JOHNS BIOMEDICAL LAB		5			5
CVS IL8751POCT CHICAGO		5			5
RHEA MEDICAL CENTER		5			5
PINECREST PEDIATRICS GROUP LLC			5	100%	5
PRECISION DIAGNOSTICS INC - NJ		5			5
MEDEXPRESS URGENT CARE MURRYSVILLE		3	2	40%	5
MERCY URGENT CARE			5	100%	5
GULF COAST VETERANS HCS PANAMA CITY OPC		5			5
FIFTH AVENUE PEDIATRICS		3	2	40%	5
CLINICAL CARE INC			5	100%	5
NOVANT HEALTH UVA		2	3	60%	5
FRESENIUS MEDICAL CARE			5	100%	5
CVS NC2771POCT CLAYTON		4	1	20%	5
MINUTECLINIC, LLC #1452		5			5
NORTHPORT MEDICAL CENTER LAB		5			5
THE LITTLE CLINIC			5	100%	5
MINUTECLINIC, LLC #09202		4	1	20%	5
FRANCES WARDE MEDICAL LABORATORY		2	3	60%	5
MEDEXPRESS URGENT CARE - WILLIAMSPORT		4	1	20%	5
APOLLO GARDENS RETIREMENT RESIDENCE CARE		5			5
COMMONS AT ORLANDO LUTHERAN TOWERS SNF			5	100%	5
LEVY COUNTY SHERRIF'S DEPT			5	100%	5
OHIO DEPARTMENT OF HEALTH			5	100%	5
COVID TESTING LLC			5	100%	5
STEBEN COUNTY PUBLIC HEALTH		5			5
MINNESOTA DEPARTMENT OF HEALTH PUBLIC HEALTH LABORATORY DIVISION	1		4	80%	5
ATLANTIC SURGERY CENTER OF JACKSONVILLE BEACH		5			5
COOPER HOSPITAL/UNIVERSITY MEDICAL		5			5
ARKANSAS DEPARTMENT OF HEALTH			5	100%	5
TALLAHASSEE MEMORIAL HEALTHCARE			5	100%	5
UCF STUDENT HEALTH SERVICES LABORATORY		2	3	60%	5
FORSYTH HOUSE			5	100%	5
DOCS URGENT CARE		1	4	80%	5
MEDICAL UNIVERSITY SC HOSPITAL			5	100%	5
AHF PUBLIC HEALTH LABORATORY			5	100%	5
HEALTHCARE NETWORK OF SOUTHWEST FLORIDA			5	100%	5
CVS TX7821POCT LEAGUE CITY		5			5
COPELAND MEDICAL CLINIC		3	2	40%	5
SOUTH BEND MEDICAL FOUNDATION			5	100%	5
TANNER MEDICAL CENTER EAST AL		5			5

COVID-19: testing by laboratory

Data through Mar 31, 2021 verified as of Apr 1, 2021 at 09:25 AM

Data in this report are provisional and subject to change.

The numbers in the table below represent the number of Florida and non-Florida residents for whom test results were received by the Department of Health. A person can be tested by more than one laboratory and can have both positive and negative results. **Therefore, the sum of the numbers in each column will be larger than the total number of people tested.**

Reporting lab	Inconclusive	Negative	Positive	Percent positive	Total
MINUTECLINIC DIAGNOSTIC OF SC, LLC #4		5			5
CFP PHYSICIANS GROUP			5	100%	5
CVS MA1095POCT AMHERST		4	1	20%	5
REDMED OF CROSSTOWN		2	3	60%	5
MINUTECLINIC DIAG OF IND, LLC #8645		5			5
PALATKA VA CBOC		4	1	20%	5
PAUL GRECO MD CONCIERGE MEDICAL SERVICES PL		5			5
HAWTHORNE HEALTH AND REHABILITATION			5	100%	5
FAMILY TREE DNA			5	100%	5
BROOKDALE NEW PORT RICHEY			5	100%	5
CAREHERE LCS- EUSTIS			5	100%	5
PRECISION LABS LLC		2	3	60%	5
XRL SXF REF LAB		5			5
JACKSON SOUTH COMMUNITY HOSPITAL LAB			5	100%	5
PHYSICIANS IMMEDIATE CARE ELGIN			5	100%	5
TESTD			5	100%	5
FHPG FAMILY MEDICAL CENTER OF TAMPA BAY		1	4	80%	5
LIFEPLUS HEALTHCARE GROUP INC		5			5
FLORIDA PRIMARY CARE AND SPORTS MEDICINE INC		2	3	60%	5
MINUTECLINIC, LLC #07852		4	1	20%	5
CVS NV408817POCT LAS VEGAS		1	4	80%	5
REHABILITATION CENTER AT JUPITER GARDENS		5			5
MINUTECLINIC DIAGNOSTIC OF PENNSYLVANIA, LLD #1545		5			5
INDIANA STATE DEPARTMENT OF HEALTH LABORATORIES			5	100%	5
CVS MA1852POCT MEDWAY		5			5
HELIX KH UC			5	100%	5
INNOVATIVE COVID-DIVERSEY			5	100%	5
THE RETREAT AT PORT ORANGE			5	100%	5
MEDEXPRESS URGENT CARE FOX CHAPEL		5			5
ST BARNABAS HOSPITAL		5			5
ORLANDO HEALTH PHYSICIAN GROUP			5	100%	5
PM PEDIATRICS OF SELDEN		3	2	40%	5
DIAMOND SPEEDWAY DIALYSIS		1	4	80%	5
THE CLINIC OF PEDIATRICS & GI MEDICINE, INC			5	100%	5
MD ANDERSON CANCER CENTER DI BAY AREA			5	100%	5
HENDRY/GLADES COUNTY HEALTH DEPARTMENT		4	1	20%	5
PARADIGM LABORATORIES			5	100%	5
Robert Wood Johnson University Hospital		4	1	20%	5
LAFAYETTE NURSING AND REHAB			5	100%	5
CENTRAL JERSEY URGENT CARE		5			5
KEYSTONE REHABILITATION AND HEALTH CENTER		1	4	80%	5
FLORIDA HOSPITAL LAKE MARY		5			5
FLAGLER HEALTH SERVICES INC			5	100%	5
CVS OH2518POCT COLUMBUS		4	1	20%	5
LIVING WATERS MEDICAL CENTER			5	100%	5
PATIENT FIRST - LEESBURG			5	100%	5
EAST CENTRAL FLORIDA OUT PATIENT IMAGING			5	100%	5

COVID-19: testing by laboratory

Data through Mar 31, 2021 verified as of Apr 1, 2021 at 09:25 AM

Data in this report are provisional and subject to change.

The numbers in the table below represent the number of Florida and non-Florida residents for whom test results were received by the Department of Health. A person can be tested by more than one laboratory and can have both positive and negative results. **Therefore, the sum of the numbers in each column will be larger than the total number of people tested.**

Reporting lab	Inconclusive	Negative	Positive	Percent positive	Total
REELFOOT FAMILY WALK IN CLINIC		4	1	20%	5
MEDEXPRESS URGENT CARE LAVALE		5			5
PUTNAM HOSPITAL CENTER LABORATORY		5			5
WESTMINSTER SHORES			5	100%	5
MCKENZIE-WILLAMETTE MEDICAL CENTER LAB		5			5
BAYCARE MEDICAL GROUP, INC		5			5
FINLAY		1	4	80%	5
OHSU MOLECULAR MICROBIOLOGY LAB		4	1	20%	5
JOSEF SCHENKER, MD, PC		5			5
ABSOLUTE HEALTH		5			5
FRESENIUS KIDNEY CARE SOUTH ORLANDO			5	100%	5
VEIL VALLEY MEDICAL CENTER			5	100%	5
MINUTECLINIC DIAG OF IND LLC #6840		5			5
UF HEALTH PATHOLOGY LABORATORIES			5	100%	5
MINUTECLINIC, LLC #7139		5			5
MY WELLNESS EXPRESS			5	100%	5
OPTUMCARE FLORIDA, LLC		3	2	40%	5
QUATRACOR PLLC		5			5
UPMC HEALTH SYSTEM		4	1	20%	5
CVS OH10893POCT PARMA		2	3	60%	5
WINCHESTER MEDICAL CENTER			5	100%	5
COMPUNET CLINICAL LAB			5	100%	5
WILSON PEDIATRICS			5	100%	5
URGENT MED INC		3	2	40%	5
PM PEDIATRICS OF BAYSIDE PLLC		5			5
LAKEVIEW HEALTHCARE SYSTEM LLC			5	100%	5
MEDEXPRESS - COLLINSVILLE BELT LINE		3	2	40%	5
NIBHA MEDIRATTA MD PL			5	100%	5
DEPARTMENT OF HEALTH AND HUMAN SERVICES LANSING			5	100%	5
DISCOVERY VILLAGE AT STUART		2	3	60%	5
SEASIDE MANOR			5	100%	5
COMPREHENSIVE CLINICAL RESEARCH, LLC			5	100%	5
ADVENTHEALTH MEDICALGROUP PEDIATRICS AT ORLANDO		5			5
JOHN T MACKAY MD			5	100%	5
MEDEXPRESS URGENT CARE - BECKLEY CROSS		4	1	20%	5
QUINTON MEMORIAL HEALTH CARE CENTER		5			5
MIZELL MEMORIAL HOSPITAL			5	100%	5
SCIENCE CARE			5	100%	5
MARINA ISLE ASSISTED LIVING		5			5
Rio Pinar Health Care			5	100%	5
WALGREENS #04569		4	1	20%	5
SOUTHERN OCEAN MEDICAL CENTER		5			5
CLEVELAND CLINIC MARTIN HEALTH NURSING & RESTORATIVE		5			5
TRUSTBRIDGE			5	100%	5
PIEDMONT HOSPITAL LAB			5	100%	5
MEDEXPRESS URGENT CARE - MBURG COMMONS		5			5
QUEST DIAGNOSTICS PSC		1	4	80%	5

COVID-19: testing by laboratory

Data through Mar 31, 2021 verified as of Apr 1, 2021 at 09:25 AM

Data in this report are provisional and subject to change.

The numbers in the table below represent the number of Florida and non-Florida residents for whom test results were received by the Department of Health. A person can be tested by more than one laboratory and can have both positive and negative results. **Therefore, the sum of the numbers in each column will be larger than the total number of people tested.**

Reporting lab	Inconclusive	Negative	Positive	Percent positive	Total
MORGAN STANLEY HEALTH CENTER		5			5
CVS SC1540POCT MYRTLE BEACH		4	1	20%	5
BROWNE MEDICAL LLC		3	2	40%	5
MINUTECLINIC LLC #4449		4	1	20%	5
LABS PLUS LLC		5			5
FLORIDA CLINICAL LABORATORY - BIOREFERENCE LABORATORIES		2	3	60%	5
PEDIATRICS OF CENTRAL FLORIDA – POINCIANA		3	2	40%	5
CVS MA957POCT WEST SPRINGFIELD		5			5
MINUTECLINIC DIAG OF IND, LLC #6910		5			5
Hiawatha Care Center		5			5
CELERION			5	100%	5
MINUTECLINIC DIAGNOSTIC OF RHODE ISLAN		5			5
Kroger 099 - The Little Clinic Fort Collins		5			5
MINUTECLINIC # 21110		3	2	40%	5
DAVENPORT PEDIATRICS PA		1	4	80%	5
NORTH SHORE HEMATOLOGY-ONCOLOGY ASSOCIATES, PC		5			5
PRINCIPLE HOSPICE SERVICE, LLC			5	100%	5
URGENT CARE OF ERWIN		5			5
CVS SC5550POCT CLOVER		4	1	20%	5
HERNANDO PASCO HOSPICE INC		4	1	20%	5
OCCMED SOLUTIONS		2	3	60%	5
DIAGNOSTECHS		4	1	20%	5
LAKE NONA PEDIATRICS IN ASSOCIATION WITH NEMOURS		5			5
ADVICE FOR OPTIMAL WELLNESS		2	3	60%	5
Life Care Center of Estero			5	100%	5
SIGNATURE URGENT CARE			5	100%	5
OCHSNER MEDICAL CENTER			5	100%	5
New York Harbor Harbor HCS - Brooklyn Campus		5			5
RIVERVIEW ALF OPERATOR LLC			5	100%	5
SJH			5	100%	5
MINUTECLINIC, LLC #1431		4	1	20%	5
CARENOW URGENT CARE - CENTRAL AUSTIN		1	4	80%	5
CYPRESS CREEK MEDICAL CENTER			5	100%	5
JOE DIMAGGIO CHILDREN'S HOSPITAL		1	4	80%	5
UNIVERSITY OF MIAMI / SCCC RESEARCH LABORATORY			5	100%	5
MINUTE CLINIC, LLC #1434		5			5
MOUNT SINAI BROOKLYN LABORATORY		4	1	20%	5
NORTHSIDE GWINNETT HOSPITAL		4	1	20%	5
TREEHOUSE PEDIATRICS		4	1	20%	5
CVS ME329POCT PORTLAND		5			5
CUMBERLAND HEIGHTS		5			5
KETTERING HEALTH			5	100%	5
CHAMPLAIN VALLEY PHYSICIANS HOSPITAL		3	2	40%	5
SCOTTS PHARMACY		5			5
CVS TX5877POCT PEARLAND		5			5
CARL R DARNALL ARMY MEDICAL CENTER			5	100%	5
SOUTHWESTERN REGIONAL MEDICAL CENTER - TULSA		4			4

COVID-19: testing by laboratory

Data through Mar 31, 2021 verified as of Apr 1, 2021 at 09:25 AM

Data in this report are provisional and subject to change.

The numbers in the table below represent the number of Florida and non-Florida residents for whom test results were received by the Department of Health. A person can be tested by more than one laboratory and can have both positive and negative results. **Therefore, the sum of the numbers in each column will be larger than the total number of people tested.**

Reporting lab	Inconclusive	Negative	Positive	Percent positive	Total
MEDEXPRESS URGENT CARE - SUMMERSVILLE, WEBSTER RD		4			4
EXPRESS TESTING-ONE			4	100%	4
WILLIAM A HINTON STATE LABORATORY INSTITUTE		1	3	75%	4
CVS CT718POCT ANSONIA		4			4
MEDEXPRESS URGENT CARE- ALLISON PARK		2	2	50%	4
MIAMI COMMUNITY HEALTH CENTER INC		1	3	75%	4
PREMIER PEDIATRICS		1	3	75%	4
AFTER HOURS PEDS			4	100%	4
ELIZABETH CITY HEALTH & REHABILITATION		4			4
PALM BEACH CANCER INSTITUTE			4	100%	4
DERMATOLOGY SPECIALISTS OF FL - DR. JON WARD			4	100%	4
CHIPOLA QUICK CARE		1	3	75%	4
MEDEXPRESS - NEW CASTLE, DUPONT HWY		4			4
FLORIDA HOSPITAL ALTAMONTE		2	2	50%	4
Kroger 125 - The Little Clinic Castle Rock		3	1	25%	4
FLORIDA HEALTH CARE PLANS STIRLING CENTER			4	100%	4
SOUTHLAND SUITES OF LAKE LAND			4	100%	4
Loretto Health and Rehabilitation Center		4			4
FAMILY MEDICAL CLINIC HOMESTEAD, LLC			4	100%	4
PORT ORANGE NURSING & REHAB			4	100%	4
MD NOW URGENT CARE - DELRAY WEST			4	100%	4
COVENIENT CARE MEDICAL CLINIC			4	100%	4
GERALD CHAMPION REGIONAL MEDICAL CENTE		4			4
CVS OH3393POCT AURORA		3	1	25%	4
MEDEXPRESS URGENT CARE - SOMERSET TOWNSHIP		4			4
JOHNNIE RUTH CLARKE LAB			4	100%	4
MEDEXPRESS URGENT CARE - WICHITA, S SENECA ST		2	2	50%	4
CONSULATE HEATH CARE AT WEST ALTAMONTE			4	100%	4
Millennium Nursing & Rehab Center		4			4
WESLEY CHAPEL INTERNAL MEDICINE AND PEDIATRICS			4	100%	4
MINUTECLINIC DIAGNOSTIC MED GRP OF ORA		3	1	25%	4
MONTANA DEPARTMENT OF PUBLIC HEALTH & HUMAN SERVICES			4	100%	4
INVERNESS FAMILY CARE HIGH RISK PLLC			4	100%	4
BOND & STEELE CLINIC PA D/B/A BOND CLINIC PA		4			4
MINUTECLINIC DIAGNOSTIC OF PENNSYLVAN		3	1	25%	4
MEDEXPRESS URGENT CARE - WAXAHACHIE, N HIGHWAY 77		2	2	50%	4
LAKE FOREST PARK OP CO LLC		4			4
RAS MEDICAL SOLUTIONS, LLC		3	1	25%	4
Calusa Harbour			4	100%	4
MONTEFIORE MEDICAL CENTER LABS MONTEFIORE		3	1	25%	4
PEACEHEALTH LABORATORIES		3	1	25%	4
MINUTECLINIC DIAG OF IND LLC #1367		4			4
GENEVA GENERAL HOSPITAL LABORATORY		3	1	25%	4
CVS PA258POCT MCKEES ROCKS		4			4
CVS TX7288POCT DALLAS		4			4
DASCENA LABORATORY			4	100%	4
MEDICINE SHOPPE #1306 THE		3	1	25%	4

COVID-19: testing by laboratory

Data through Mar 31, 2021 verified as of Apr 1, 2021 at 09:25 AM

Data in this report are provisional and subject to change.

The numbers in the table below represent the number of Florida and non-Florida residents for whom test results were received by the Department of Health. A person can be tested by more than one laboratory and can have both positive and negative results. **Therefore, the sum of the numbers in each column will be larger than the total number of people tested.**

Reporting lab	Inconclusive	Negative	Positive	Percent positive	Total
PARKWAY DRUGS OF ONEIDA COUNTY NORTH I		3	1	25%	4
MAILBOX DIAGNOSTICS		2	2	50%	4
HUNT CLUB MEDICAL CARE			4	100%	4
CVS SC2269POCT COLUMBIA		3	1	25%	4
Park Ridge Nursing Center		3	1	25%	4
GENUS DIAGNOSTICS			4	100%	4
ST. MARY'S HOSPITAL			4	100%	4
CVS MA394POCT SEEKONK		4			4
BAYLOR ESOTERIC AND MOLECULAR LAB			4	100%	4
Marian Manor, Inc		4			4
MEDEXPRESS URGENT CARE-SCOTT TOWNSHIP		3	1	25%	4
LEESBURG REGIONAL MEDICAL CENTER URGENT CARE			4	100%	4
ALVARO J DANGOND MD PA		4			4
FAMILY MEDICINE AT WINTER PARK			4	100%	4
WE CARE - CARNIVAL CRUISELINE		4			4
Chestnut Park Rehabilitation and Nursing Center		4			4
NDX-CORE LAB			4	100%	4
UNIVERISTY OF MIAMI			4	100%	4
PLAINVIEW PRIMARY CARE		4			4
DYNACARE LABORATORIES			4	100%	4
ADVANCED URGENT CARE LLC		1	3	75%	4
FLORIDA HEART AND VASCULAR			4	100%	4
ADVENTHEALTH MEDICAL GROUP PEDIATRICS		1	3	75%	4
DISCOVERY VILLAGE AT DEERWOOD			4	100%	4
MED EXPRESS URGENT CARE PC - MARYLAND		3	1	25%	4
ENCOMPASS HOME HEALTH		4			4
AIRPORT CLINIC			4	100%	4
SIGNATURE CARE MONTROSE		2	2	50%	4
NORTHSIDE HOSPITAL- CHEROKEE		3	1	25%	4
MOBILE URGENT CARE			4	100%	4
FAMILY MEDICINE AT WATERMAN		4			4
PINELLAS POINT NURSING AND REHAB			4	100%	4
CVS AZ9210POCT SCOTTSDALE		4			4
MEDEXPRESS URGENT CARE PLEASANT HILLS		3	1	25%	4
CLINICAL LABORATORIES OF THE BUFFALO		3	1	25%	4
CULLMAN REGIONAL MEDICAL CENTER		3	1	25%	4
MEDEXPRESS URGENT CARE, LANCASTER WEST		2	2	50%	4
MINUTECLINIC DIAG OF IND, LLC #6472		4			4
CVS MA447POCT NORTHAMPTON		2	2	50%	4
OMNICARE PHARMACY OF TEXAS 1		4			4
CVS MN6811POCT PLYMOUTH		4			4
LB Broen Home		4			4
JOSEPH SCHENKER MD PC		4			4
Kroger 186 - The Little Clinic Holiday Manor		3	1	25%	4
COMMUNITY PHYSICIANS OF NORTH PORT PA			4	100%	4
HOME DOCS		2	2	50%	4
SOUTH FLORIDA PEDIATRIC PARTNERS			4	100%	4

COVID-19: testing by laboratory

Data through Mar 31, 2021 verified as of Apr 1, 2021 at 09:25 AM

Data in this report are provisional and subject to change.

The numbers in the table below represent the number of Florida and non-Florida residents for whom test results were received by the Department of Health. A person can be tested by more than one laboratory and can have both positive and negative results. **Therefore, the sum of the numbers in each column will be larger than the total number of people tested.**

Reporting lab	Inconclusive	Negative	Positive	Percent positive	Total
EXTENDICARE HEALTH & REHAB CENTER		4			4
MILLER COUNTY HOSPITAL		4			4
SOUTH FLORIDA RESEARCH ORGANIZATION			4	100%	4
MINUTECLINIC DIAGNOSTIC OF OHIO #6139		4			4
OKLAHOMA STATE UNIVERSITY DIAGNOSTIC LAB			4	100%	4
Hillspring of Springboro		4			4
HAVEN CUSTEAD CARE CENTER		1	3	75%	4
Lakeside Oaks Care Center			4	100%	4
CVS MD1515POCT LEONARDTOWN		3	1	25%	4
LAKE MARY PEDIATRICS			4	100%	4
REMEDY URGENT CLINIC		2	2	50%	4
COMMUNITY HEALTH CENTER OF WEST PALM BEACH			4	100%	4
CAREWELL 202			4	100%	4
VITAL CARE URGENT CARE			4	100%	4
NOT GIVEN		1	3	75%	4
CORTLAND REGIONAL MEDICAL CENTER		4			4
CONSOLIDATED LABORATORY SERVICES			4	100%	4
MINUTECLINIC DIAGNOSTIC OF OHIO #2964		4			4
MEDEXPRESS URGENT CARE HUNTINGTON		4			4
HELIX DIAGNOSTIX		1	3	75%	4
ASCENSION ST VINCENT'S MEDICAL CENTER		3	1	25%	4
WOMEN'S CARE FLORIDA, LLC		4			4
BARRANCO CLINIC PA, THE	1	3			4
MEMORIAL HEALTHCARE SYSTEM		1	3	75%	4
NEULIFE NEUROLOGICAL SERVICES LLC			4	100%	4
MINUTECLINIC LLC # 3401		4			4
MONROE URGENT CARE		3	1	25%	4
CVS MA594POCT FALMOUTH		4			4
NONA PEDIATRIC CENTER			4	100%	4
LOUISIANA DEPT. OF HEALTH AND HOSPITALS-INFECTIOUS DISEASE EPI SECTION			4	100%	4
MENORAH MANOR			4	100%	4
FCHC (OB)-DARWIN SQUARE CTR.			4	100%	4
CVS CA9606POCT TEMECULA		4			4
MEDEXPRESS URGENT CARE - KOKOMO		4			4
WALGREENS #03287		4			4
CULLMAN REGIONAL URGENT CARE		3	1	25%	4
HEALTHQUEST, INC		3	1	25%	4
CVS IN3975POCT JEFFERSONVILLE		2	2	50%	4
WINDER NURSING INC DBA WINDER HEALTH CARE		4			4
ADVENT HEALTH MEDICAL GROUP		3	1	25%	4
ASCENDI HOME HEALTH AGENCY INC			4	100%	4
State Lab Unspecifd			4	100%	4
MINUTECLINIC DIAGNOSTIC OF WISCONSIN, LLC		4			4
AIRCARE INTERNATIONAL		4			4
ACCESS RECOVERY SOLUTIONS LLC			4	100%	4
CHILDREN'S MEDICAL GROUP		4			4
MINUTECLINIC DIAGNOSTIC OF MICHIGAN, P		4			4

COVID-19: testing by laboratory

Data through Mar 31, 2021 verified as of Apr 1, 2021 at 09:25 AM

Data in this report are provisional and subject to change.

The numbers in the table below represent the number of Florida and non-Florida residents for whom test results were received by the Department of Health. A person can be tested by more than one laboratory and can have both positive and negative results. **Therefore, the sum of the numbers in each column will be larger than the total number of people tested.**

Reporting lab	Inconclusive	Negative	Positive	Percent positive	Total
LATCHER LABORATORY OF A O FOX MEMORIAL		2	2	50%	4
REGIONAL MEDICAL LAB			4	100%	4
MEDEXPRESS URGENT CARE - WEST ST PAUL, ROBERT ST S		3	1	25%	4
CELEBRATION PEDIATRICS			4	100%	4
LEON MEDICAL CENTERS, LLC			4	100%	4
MEDEXPRESS URGENT CARE, FAIRMONT		4			4
KAILOS GENETICS INC		2	2	50%	4
INTERMARKET FACILITY			4	100%	4
MEDICAL CENTER ENTERPRISE			4	100%	4
CVS MO10053POCT SAINT PETERS		4			4
CVS TX10140POCT THE WOODLANDS		4			4
FHCP - ORMOND BEACH			4	100%	4
ORANGE COUNTY HEALTH DEPARTMENT		2	2	50%	4
KENTUCKY CABINET FOR HEALTH AND FAMILY SERVICES			4	100%	4
MICHIGAN HEALTH CLINIC LABORATORIES		3	1	25%	4
FHPG TAMPA PRIMARY CARE			4	100%	4
MINUTECLINIC DIAGNOSTIC OF NORTH CARO		4			4
CENTRAL FLORIDA HEALTH SERVICES		3	1	25%	4
SunTerrace Health Care Center		3	1	25%	4
VIDANT MEDICAL CENTER			4	100%	4
PM PEDIATRICS OF SELDEN PLLC		4			4
IMIC INC RESEARCH			4	100%	4
CVS NJ862POCT MARLBORO		4			4
MEDEXPRESS URGENT CARE - MARKHAM STREE		3	1	25%	4
H/L of WEst Ashley Rhability and Nursing Center		4			4
LIFEHOPE LABS			4	100%	4
AFFINITY URGENT CARE			4	100%	4
UNC HOSPITAL/MCLENDON CLINICAL LABORATORIES			4	100%	4
MEDEXPRESS - NEWARK		4			4
MEDEXPRESS URGENT CARE - TULSA, S YALE AVE		4			4
CENTERPLACE HEALTH, INC			4	100%	4
PHYSICIANS QUALITY CARE			4	100%	4
MINUTECLINIC DIAGNOSTIC MED GRP OF SAN		3	1	25%	4
Kroger 339 - The Little Clinic Highlands - Bardstown Road		4			4
CORIZON HEALTH INC			4	100%	4
AURORA BAYCARE UROLOGY			4	100%	4
ManorCare Rehabilitation Center- Decatur		4			4
CVS MA1845POCT WILMINGTON		3	1	25%	4
UF HEALTH PATHOLOGY LABORATORIES			4	100%	4
RELIANT ACUTE CARE			4	100%	4
MEDAC AT PORTERS NECK			4	100%	4
CVS NC5532POCT SUMMERFIELD		4			4
CELAL GUROL ERBAY, MD			4	100%	4
SINAI PLAZA NURSING AND REHAB CENTER			4	100%	4
CARENOW URGENT CARE - WINTER SPRINGS		3	1	25%	4
ACCENT PHYSICIAN SPECIALISTS PA		4			4
ELITE MEDICAL CENTER			4	100%	4

COVID-19: testing by laboratory

Data through Mar 31, 2021 verified as of Apr 1, 2021 at 09:25 AM

Data in this report are provisional and subject to change.

The numbers in the table below represent the number of Florida and non-Florida residents for whom test results were received by the Department of Health. A person can be tested by more than one laboratory and can have both positive and negative results. **Therefore, the sum of the numbers in each column will be larger than the total number of people tested.**

Reporting lab	Inconclusive	Negative	Positive	Percent positive	Total
MEDEXPRESS URGENT CARE- FORT WORTH N T		4			4
FISHERMEN'S HOSPITAL			4	100%	4
REFUGE A HEALING PLACE, THE			4	100%	4
OPTUM OF RED ROAD		4			4
UNION CITY MANOR NURSING CENTER		4			4
ANY LAB TEST FAST CORP		3	1	25%	4
CAREATC, INC.			4	100%	4
CHIEFLAND MEDICAL CENTER LLC			4	100%	4
ARCPPOINT LABS OF FORT LAUDERDALE, FL CENTRAL		1	3	75%	4
Bethany Health and Rehab		4			4
SHARP MEMORIAL HOSPITAL MICROBIOLOGY DEPT			4	100%	4
Bon Secours Place		3	1	25%	4
PHYSICIANS IMMEDIATE CARE AURORA			4	100%	4
DEPARTMENT OF PATHOLOGY ROME MEMORIAL		3	1	25%	4
BIOTEST PLASMA CENTER		4			4
CIMA MEDICAL CENTER		3	1	25%	4
ROAN DRUG COMPANY LLC		4			4
SONIC REFERENCE LABORATORY			4	100%	4
DIAGNOSTIC & MEDICAL SPECIALISTS OF GREENWICH		2	2	50%	4
DEACONESS HOSPITAL			4	100%	4
MARTHA A PRICE MD PA		1	3	75%	4
MINUTECLINIC OF NEVADA-2955 S FT APACH		4			4
MEDEXPRESS URGENT CARE - WALDORF, CRAIN HWY		4			4
SOUTHEASTERN REGIONAL MEDICAL CENTER			4	100%	4
MINUTECLINIC #2797		4			4
Mill Valley Care Center		4			4
MAINE DEPARTMENT OF HEALTH AND HUMAN SERVICES			4	100%	4
UNIVERSITY OF MIAMI STUDENT HEALTH SERVICE			4	100%	4
PARADISE VILLA ALF INCORPORATED		4			4
IMA MEDICAL CENTER OF OVIEDO			4	100%	4
L3HARRIS FAMILY MEDICAL CENTER			4	100%	4
SANFORD SOUTH UNIVERSITY		4			4
COLONIAL MEDICAL CENTER-EAST ORLANDO			4	100%	4
TARPON SPRINGS PEDIATRICS, LLC			4	100%	4
PDL PHARMACY CORP			4	100%	4
Kroger 124 - The Little Clinic University		3	1	25%	4
PATIENT FIRST - ALLENTOWN			4	100%	4
PRESBYTERIAN FAMILY HEALTHCARE-KASEMAN		4			4
ST PETE DIRECT PRIMARY CARE		2	2	50%	4
DACH MAIN LAB			4	100%	4
PANCARE HEALTH YOUNGSTOWN			4	100%	4
UNIVERSITY OF WASHINGTON MEDICAL CENTER (UWMC) EMERGENCY DEPT.			4	100%	4
CLINICAL PATHOLOGY LABORATORIES			4	100%	4
MINUTECLINIC DIAGNOSTIC OF VIRGINIA, LLC		4			4
WYOMING PUBLIC HEALTH LAB			4	100%	4
NORTH OKALOOSA CLINIC CORP		1	3	75%	4
MONROE COUNTY DEPT OF PUBLIC HEALTH ST		4			4

COVID-19: testing by laboratory

Data through Mar 31, 2021 verified as of Apr 1, 2021 at 09:25 AM

Data in this report are provisional and subject to change.

The numbers in the table below represent the number of Florida and non-Florida residents for whom test results were received by the Department of Health. A person can be tested by more than one laboratory and can have both positive and negative results. **Therefore, the sum of the numbers in each column will be larger than the total number of people tested.**

Reporting lab	Inconclusive	Negative	Positive	Percent positive	Total
Heartland of Boynton Beach			4	100%	4
BELLIN HEALTH LAB		1	3	75%	4
CARE ONE PRIMARY CARE			4	100%	4
WALGREENS #07034		4			4
CAREWELL URGENT CARE			4	100%	4
GUTHRIE MEDICAL GROUP - CORNING		3	1	25%	4
BAPTIST HEALTH MEDICAL CENTER			4	100%	4
MINUTECLINIC DIAG OF IND, LLC #10190		4			4
MARK HOANG MD PA			4	100%	4
URGENT CARE OF THE SMOKIES			4	100%	4
CAPTAIN JAMES A. LOVELL FEDERAL HEALTHCARE CENTER			4	100%	4
MEDEXPRESS URGENT CARE - TEAYS VALLEY		3	1	25%	4
GRADY MEMORIAL HOSPITAL/MICRO			4	100%	4
DTR LABS		3	1	25%	4
ManorCare Health Services Camp Hill		4			4
MEDEXPRESS URGENT CARE - WESTFIELD, E MAIN ST		3	1	25%	4
Metro West Nursing and Rehab			4	100%	4
Crowne Health Care of Montgomery		4			4
CVS PA1379POCT LANSDALE		4			4
MINUTECLINIC DIAG OF IND, LLC #6648		3	1	25%	4
USCG SECTOR ST PETE		1	3	75%	4
FLORIDA MEDICAL ASSOCIATES LLC			4	100%	4
MINUTE CLINIC #8979		4			4
ADVENT HEALTH - TUSKAWILLA		4			4
Kroger 959 - The Little Clinic Carmel		4			4
CVS OH2342POCT WEST CHESTER		3	1	25%	4
HARBORCHASE OF VILLAGES CROSSING			4	100%	4
CVS CA8850POCT HUNTINGTON BEACH		3	1	25%	4
MEDEXPRESS URGENT CARE MARTINSBURG		2	2	50%	4
CVS SC4122POCT TAYLORS		4			4
APOPKA FAMILY HEALTH CENTER		3	1	25%	4
BETHPAGE EXTENDED HOURS CENTER		4			4
Kroger 752 - The Little Clinic Central Station		3	1	25%	4
ADVENTHEALTH MEDICAL GROUP COMMUNITY MEDICINE		3	1	25%	4
SUMNER REGIONAL MEDICAL CENTER		3	1	25%	4
IVY CREEK URGENT CARE OF ENTERPRISE			4	100%	4
REHABILITATION CENTER OF WINTER PARK,THE			4	100%	4
Kroger 895 - The Little Clinic Green Hills		4			4
BUCKINGHAM PLACE ALF		4			4
NEMOURS CHILDREN'S CLINIC			4	100%	4
PANCARE HEALTH - PONCE DE LEON			4	100%	4
Westminster Manor		3	1	25%	4
HEART OF FLORIDA HEALTH CENTER INC		1	3	75%	4
THE OASIS ALF		4			4
UNIVERSITY OF MICHIGAN		2	2	50%	4
MINUTE CLINIC DIAGNOSTIC OF VIRGINIA, LLC #6292		3	1	25%	4
WELLMED AT FORT PIERCE		2	2	50%	4

COVID-19: testing by laboratory

Data through Mar 31, 2021 verified as of Apr 1, 2021 at 09:25 AM

Data in this report are provisional and subject to change.

The numbers in the table below represent the number of Florida and non-Florida residents for whom test results were received by the Department of Health. A person can be tested by more than one laboratory and can have both positive and negative results. **Therefore, the sum of the numbers in each column will be larger than the total number of people tested.**

Reporting lab	Inconclusive	Negative	Positive	Percent positive	Total
DEPARTMENT OF HEALTH AND HUMAN SERVICES		2	2	50%	4
FLORIDA CANCER SPECIALISTS AND RESEARCH		2	2	50%	4
CVS NJ836POCT RUNNEMEDE		4			4
ST LUCIE COUNTY HEALTH DEPARTMENT		3	1	25%	4
RML PHARMACY PC		4			4
MEADOWS AT CYPRESS GARDENS, THE		3	1	25%	4
HCR ManorCare Greentree		4			4
INDUSTRY LAB DIAGNOSTIC PARTNERS			4	100%	4
GILCHRIST COUNTY HEALTH DEPT			4	100%	4
MINUTECLINIC, LLC #5707		4			4
CVS MO5655POCT LIBERTY		1	3	75%	4
BENEVA LAKES HEALTHCARE & REHAB CENTER			4	100%	4
DEPARTMENT OF HEALTH/ NEW YORK			4	100%	4
INFINITI LABS INC			4	100%	4
CVS IN7653POCT EVANSVILLE		3	1	25%	4
CVS TX8387POCT AUSTIN		4			4
DEPARTMENT OF HEALTH AND HUMAN SERVICES DIVISION OF BEHAVIORAL HEALTH		1	3	75%	4
EPI			4	100%	4
HAMPTON ALF AT 24TH ROAD LLC			4	100%	4
CLINICAL ASSOCIATES OF ORLANDO LLC		4			4
FLORIDA MEDICAL CLINIC -INTERNAL MED DADE CITY			4	100%	4
CRESTAR LABS		2	2	50%	4
AIREVAC INTERNATIONAL		4			4
CVS IN5696POCT FORT WAYNE		4			4
CVS MA2297677CV BOSTON		4			4
CVS PA1193POCT JENKINTOWN		4			4
PILGRIM PHARMACY INC		4			4
MINUTECLINIC DIAG OF IND LLC #1138		3	1	25%	4
MC DIAGNOSTIC OF CONNECTICUT, PC #114		4			4
BLACK STALLION WALK IN AND EXERCISE CLINICS LLC		1	3	75%	4
CLINICAL CARE CENTER, INC			4	100%	4
NEXTCARE WYOMING LLC			4	100%	4
MEDEXPRESS URGENT CARE - SOUTH PARKERSBURG		4			4
POWERS PEDIATRICS			4	100%	4
HARBOUR ISLAND PEDIATRICS LLC			4	100%	4
CENTRAL FLORIDA INTERNAL OCCUPATIONAL AND		4			4
PRIMECARE		2	2	50%	4
Grace Rehabilitation of Vero Beach		4			4
STONE CLINICAL LABORATORIES OF FL LLC		4			4
MINNESOTA DEPARTMENT OF HEALTH LABORATORY	1		3	75%	4
SKYLINE UROLOGY		4			4
INSTANT MEDICAL CARE CENTER		3	1	25%	4
MINUTECLINIC, LLC, DBA MINUTECLINIC #4		4			4
TRIDENT BIOMETRICS		3	1	25%	4
AHC of Mckenzie		4			4
MEDFIRST URGENT CARE			4	100%	4
MEDEXPRESS URGENT CARE-PASADENA		4			4

COVID-19: testing by laboratory

Data through Mar 31, 2021 verified as of Apr 1, 2021 at 09:25 AM

Data in this report are provisional and subject to change.

The numbers in the table below represent the number of Florida and non-Florida residents for whom test results were received by the Department of Health. A person can be tested by more than one laboratory and can have both positive and negative results. **Therefore, the sum of the numbers in each column will be larger than the total number of people tested.**

Reporting lab	Inconclusive	Negative	Positive	Percent positive	Total
INTRACOASTAL LABS INC		4			4
NATURE COAST PRIMARY CARE LAB LLC		1	3	75%	4
BROOKDALE WEST BOYNTON BEACH		4			4
CAPITAL HEALTH LABORATORY INC			4	100%	4
MINUTECLINIC MINUTECLINIC #3665		4			4
OWL NOW URGENT CARE			4	100%	4
CVS OH6149POCT UPPER ARLINGTON		2	2	50%	4
JACKSONVILLE PEDIATRICS			4	100%	4
MEDEXPRESS URGENT CARE - LEDGEWOOD		3	1	25%	4
LIFE CARE HOME HEALTH SERVICES LLC		1	3	75%	4
MD ANDERSON			4	100%	4
BARTON MEMORIAL HOSPITAL		3	1	25%	4
JFK INTERNAL MEDICINE FACULTY PRACTICE		2	2	50%	4
URGENT CARE - OCONEE		2	2	50%	4
TMH PHYSICIAN PARTNERS SOUTHWOOD		1	3	75%	4
MARSHFIELD LABORATORIES			4	100%	4
MINUTE-CLINIC DIAGNOSTIC OF VIRGINIA, LLC #3949		4			4
RIVER CITY MEDICAL ASSOCIATES INC			4	100%	4
CVS GA2279POCT SUWANEE		4			4
MEDEXPRESS - WILMINGTON CONCORD PIKE		3	1	25%	4
CAPE COD HOSPITAL			4	100%	4
GASTROENTEROLOGY ASSOC OF PENSACOLA, PA		2	2	50%	4
OHIO CVS STORES		3	1	25%	4
ADVENTHEALTH GORDON		4			4
CVS PA10034POCT PITTSBURGH		4			4
FLORENCE - HUNTSVILLE HOSPITAL URGENT CARE		3	1	25%	4
OVIDO CHILDRENS HEALTH CENTER LLC		1	3	75%	4
LUVERNE HEALTH AND REHABILITATION		4			4
CVS NC3803POCT MOORESVILLE		4			4
ADVENTHEALTH NEW SMYRNA BEACH COMMUNITY HEALTH			4	100%	4
WALGREENS #04176		3	1	25%	4
MEMORIAL HEALTH CARE SYSTEMS			4	100%	4
PRINCETON BMC LABORATORY		4			4
CVS MA507POCT LEOMINSTER		3	1	25%	4
Health Care Center of Jacksonville			4	100%	4
TRUE HEALTH- HOFFNER		3	1	25%	4
GIEBEIG FAMILY MEDICINE PA			4	100%	4
MINUTECLINIC LLC (2335)		3	1	25%	4
SIGNATURE CARE EMERGENCY CENTER		2	2	50%	4
Willowbrooke Court at Country House		4			4
LAKESIDE HOSPITAL BELLE GLADE			4	100%	4
REGIONAL MEDICAL CENTER BAYONET POINT			4	100%	4
BROOKDALE SENIOR LIVING			3	100%	3
ADVANCED MEDICAL RESEARCH CENTER LLC			3	100%	3
HELIX LW UC		1	2	67%	3
MINUTECLINIC DIAGNOSTIC OF OHIO #5060		3			3
SINAI POST ACUTE NURSING AND REHAB CE		3			3

COVID-19: testing by laboratory

Data through Mar 31, 2021 verified as of Apr 1, 2021 at 09:25 AM

Data in this report are provisional and subject to change.

The numbers in the table below represent the number of Florida and non-Florida residents for whom test results were received by the Department of Health. A person can be tested by more than one laboratory and can have both positive and negative results. **Therefore, the sum of the numbers in each column will be larger than the total number of people tested.**

Reporting lab	Inconclusive	Negative	Positive	Percent positive	Total
Edward Hines, Jr. VA Hospital		2	1	33%	3
CVS PA7132POCT THORNDALE		3			3
THE PATHOLOGY LABORATORY		1	2	67%	3
JUPITER INTERNAL MEDICINE AND ASSOCIATES			3	100%	3
HARBOUR'S EDGE		2	1	33%	3
PHYSICIANS MEDICAL CENTER		3			3
CVS IN6757POCT COLUMBUS		3			3
RUSSELL SAGE COLLEGE WELLNESS CENTER		3			3
WALGREENS #07502		3			3
SHANDS AT LAKE SHORE LAB		1	2	67%	3
Rosedale Green		3			3
MEDEXPRESS URGENT CARE - TOPEKA, SW WANAMAKER RD		3			3
Hunterdon Medical Center Laboratory		3			3
MANORCARE NURSING & REHABILITATION CENTER-NAPLES		3			3
Westside Terrace		3			3
MED FUSION			3	100%	3
PEDIATRICS BY THE SEA JOG RD OFFICE			3	100%	3
ALABAMA DEPT PUBLIC HEALTH			3	100%	3
BOLING, STEPHANIE		3			3
SAN JUAN REGIONAL MEDICAL CENTER		3			3
HIALEAH SHORES NURSING AND		2	1	33%	3
HEPATOLOGY DIAGNOSTIC LAB			3	100%	3
SURETOX LABORATORY LLC		2	1	33%	3
Wynfield Park Health and Rehabilitation		3			3
Kroger 387 - The Little Clinic Hubbards Lane		3			3
LOCH HAVEN PEDIATRICS			3	100%	3
GUTHRIE CORNING HOSPITAL LABORATORY		3			3
CVS OH4359POCT HUDSON		3			3
OPTUM PRIMARY CARE - SILVER LAKES			3	100%	3
EAST NAPLES PEDIATRICS			3	100%	3
EXCEL URGENT CARE OF NJ, LLC		1	2	67%	3
WEST TN HEALTH MED NORTH		3			3
MINUTECLINIC #788		3			3
PUBLIC HEALTH TRUST OF MIAMI DADE COUNTY			3	100%	3
SOUTH MIAMI HOSPITAL			3	100%	3
CVS IN6605POCT INDIANAPOLIS		2	1	33%	3
BRIGHAM AND WOMEN'S HOSPITAL			3	100%	3
MINUTECLINIC, LLC #07876		2	1	33%	3
24TH WEAPONS OF MASS DESTRUCTION - CIVIL SUPPORT		3			3
MARRA'S PHARMACY		3			3
LPG PEDIATRICS AT LEHIGH ACRES		2	1	33%	3
ORLANDO REGIONAL HEALTH SERVICES		1	2	67%	3
WEILL CORNELL MEDICAL ASSOCIATES - EAST SIDE		3			3
NOVANT HEALTH PRESBYTERIAN		2	1	33%	3
BETTERMED URGENT CARE			3	100%	3
CVS MA1945POCT HANOVER		3			3
BROOKDALE OAKBRIDGE		1	2	67%	3

COVID-19: testing by laboratory

Data through Mar 31, 2021 verified as of Apr 1, 2021 at 09:25 AM

Data in this report are provisional and subject to change.

The numbers in the table below represent the number of Florida and non-Florida residents for whom test results were received by the Department of Health. A person can be tested by more than one laboratory and can have both positive and negative results. **Therefore, the sum of the numbers in each column will be larger than the total number of people tested.**

Reporting lab	Inconclusive	Negative	Positive	Percent positive	Total
F W HUSTON MEDICAL CENTER SENIOR LIVIN		3			3
WEST COCOA PHARMACY			3	100%	3
HALIFAX HEALTH CARE FOR WOMEN		3			3
COVID PROCESSING SITE			3	100%	3
SARASOTA IMMEDIATE CARE			3	100%	3
LRHS Florida Poly Tech		3			3
Walgreens #5984		3			3
CVS TX5807POCT PEARLAND		3			3
Greystone Health Care Center		3			3
SCHIFF CENTER FOR LIVER DISEASES		1	2	67%	3
CVS NC7548POCT FUQUAY VARINA		2	1	33%	3
MPG JACKSONVILLE ATLANTIC BLVD		1	2	67%	3
HARBORCHASE OF GAINESVILLE			3	100%	3
MEDEXPRESS-HOUSTON EAST FWY		1	2	67%	3
NORTH CAROLINA DEPT OF HEALTH & HUMAN SRVCS STATE LAB OF PUBLIC HEALTH			3	100%	3
IOWA DEPARTMENT OF PUBLIC HEALTH			3	100%	3
OMNI HEALTHCARE INC		1	2	67%	3
ACL LABORATORIES INDUSTRIAL TOXICOLOGY			3	100%	3
Maryfield Inc. dba Pennybyrn		3			3
INTERNAL MEDICINE & PEDIATRICS WELLNESS CENTER			3	100%	3
BNC Medical Investors, LLC Berrien Nursing & Rehabilitation Center		3			3
WALGREENS #06416		3			3
VIRGINIA DEPARTMENT OF HEALTH DIVISION OF			3	100%	3
FLORIDA LABORATORY ANALYSIS, LLC			3	100%	3
CENTURY LINK SPORTS COMPLEX			3	100%	3
CVS NJ715POCT WAYNE		3			3
SOMA MEDICAL CENTER PA #3 PALOMINO			3	100%	3
NC STATE LABORATORY OF PUBLIC HEALTH		3			3
CUMBERLAND MEDICAL CENTER INC		3			3
PM PEDIATRICS OF BAYSIDE, PLLC - MANHASSET		3			3
JOJAN PHARMA INC		3			3
LEE CONVENIENT CARE AT SUMMERLIN			3	100%	3
MEDEXPRESS URGENT CARE - WHEELING		2	1	33%	3
PINELLAS PARK HEALTH CENTER - PINELLAS CHD		1	2	67%	3
MAYO		1	2	67%	3
CELEBRATION PRIMARY CARE ASSOCIATES LLC		3			3
MINUTECLINIC DIAGNOSTIC OF WISCONSIN,		3			3
SEMINOLE FAMILY HEALTH CENTER		3			3
FAMILY TREE MEDICAL GROUP PA		2	1	33%	3
TIEHH BIOTERRORISM RESPONSE LAB			3	100%	3
NORTH NAPLES HOSPITAL RESPIRATORY THERAPY DEPARTMENT			3	100%	3
CVS SC5471POCT LEXINGTON		2	1	33%	3
SUN TERRACE HEALTH CARE CENTER			3	100%	3
JOHN KNOX MANOR INC II		2	1	33%	3
PIEDMONT NEWNAN HOSPITAL		3			3
OPP HEALTH AND REHABILITATION		3			3
CVS IN8669POCT INDIANAPOLIS		3			3

COVID-19: testing by laboratory

Data through Mar 31, 2021 verified as of Apr 1, 2021 at 09:25 AM

Data in this report are provisional and subject to change.

The numbers in the table below represent the number of Florida and non-Florida residents for whom test results were received by the Department of Health. A person can be tested by more than one laboratory and can have both positive and negative results. **Therefore, the sum of the numbers in each column will be larger than the total number of people tested.**

Reporting lab	Inconclusive	Negative	Positive	Percent positive	Total
COMMUNITY MEDICAL CENTER			3	100%	3
GENDERXPRESS/PICTURE ME PERFECT IMAGING			3	100%	3
CVS NH2257POCT MANCHESTER		3			3
BRANDON REGIONAL EMERGENCY CTR			3	100%	3
BRENTWOOD SENIOR LIVING AT ST PETE			3	100%	3
CONCENTRA - FT LAUDERDALE - COMMERCIAL BLVD		3			3
CVS MO8555POCT KANSAS CITY		3			3
CVS AZ1720POCT QUEEN CREEK		3			3
HARBORCHASE OF STUART			3	100%	3
TAYLOR MANOR		1	2	67%	3
NASSAU COUNTY HEALTH DEPARTMENT-FERNANDINA BEACH C		3			3
MINUTECLINIC DIAGNOSTIC OF TEXAS, LLC #7435		2	1	33%	3
Medilodge of Montrose		3			3
CARECENTER PHARMACY, LLC		3			3
LAHEY CLINIC MEDICAL CENTER			3	100%	3
MARYLAND STATE DEPT OF HEALTH	2		1	33%	3
CVS TX7675POCT RED OAK		1	2	67%	3
BRADENTON PHYSICIAN MEDICAL CENTER			3	100%	3
DEVANSH LAB WERKS		1	2	67%	3
NOVA SOUTHEASTERN UNIVERSITY		2	1	33%	3
Kroger 448 - The Little Clinic Mason		3			3
BOSTON MEDICAL CENTER			3	100%	3
GROVES CENTER			3	100%	3
PREMIER FAMILY AND SPORTS MEDICINE		2	1	33%	3
FULGENT GENETICS HOUSTON		3			3
CVS PA7611POCT ALLISON PARK		3			3
LUCID LABORATORY SERVICES		3			3
SARASOTA PERSONAL MEDICINE		2	1	33%	3
CROSSVILLE MEDICAL GROUP		1	2	67%	3
BETHESDA HOSPITAL EAST BLOOD GAS LAB			3	100%	3
MINUTECLINIC, LLC #05814		3			3
TMH PHYSICIAN PARTNERS BLOUNTSTOWN			3	100%	3
MEDIC INFUSION PA		3			3
MEDICAL CITY DALLAS HOSPITAL			3	100%	3
CVS IN6572POCT INDIANAPOLIS		3			3
NEWSTAR MEDICAL LABORATORIES		3			3
MARION COUNTY FIRE RESCUE		3			3
STRINGFELLOW MEMORIAL HOSPITAL		3			3
ORLANDO HEALTH PHYSICIAN GROUP INC			3	100%	3
MINUTECLINIC DIAG OF IND, LLC #6483		1	2	67%	3
HOPE HEALTH CARE, LLC		3			3
MEDEXPRESS URGENT CARE - ANDERSON		3			3
EMERALD TRACE		3			3
MINUTECLINIC DIAGNOSTIC OF NEW MEXICO LLC #7552		3			3
LITTLE SPURS PEDIATRIC URGENT CARE		1	2	67%	3
SCRIPPS CLINIC MEDICAL			3	100%	3
FAMILY CARE SPECIALISTS OF ORLANDO			3	100%	3

COVID-19: testing by laboratory

Data through Mar 31, 2021 verified as of Apr 1, 2021 at 09:25 AM

Data in this report are provisional and subject to change.

The numbers in the table below represent the number of Florida and non-Florida residents for whom test results were received by the Department of Health. A person can be tested by more than one laboratory and can have both positive and negative results. **Therefore, the sum of the numbers in each column will be larger than the total number of people tested.**

Reporting lab	Inconclusive	Negative	Positive	Percent positive	Total
MINUTECLINIC DIAGNOSTIC PA #3344		3			3
NORTHWEST FLORIDA CLINICAL LAB		1	2	67%	3
INTERCOASTAL FAMILY PRATICE		1	2	67%	3
CVS MA1006POCT BROCKTON		3			3
CANDLER HOSPITAL PATHOLOGY LABORATORY		2	1	33%	3
LEE COMMUNITY HEALTHCARE INC DUNBAR		3			3
CHEROKEE COUNTY HEALTH AND REHAB CENTER		3			3
VIRGINIA DIVISION OF CONSOLIDATED LABORATORIES			3	100%	3
SOFTCELL L-FORM LABORATORIES, LLC			3	100%	3
CVS TX3292POCT WYLIE		3			3
MT CARMEL PHARMACY INC		3			3
TGH URGENT CARE - WESTCHASE			3	100%	3
UNIVERSITY OF KANSAS MEDICAL CENTER			3	100%	3
SIGNATURE CARE PFLUGERVILLE			3	100%	3
NASON HOSPITAL			3	100%	3
LINCOLN MEDICAL CENTER		3			3
GARCIA MORALES NELSON			3	100%	3
SKR MEDICAL ADVISORS		3			3
STARLING AT SAN JOSE			3	100%	3
QUALITY LABORATORY SERVICE		2	1	33%	3
CVS SC2250POCT COLUMBIA		3			3
OLEAN GENERAL HOSPITAL		3			3
Good Samaritan Society - Fairfield Glade		3			3
UNIVERSITY HEALTH SERVICES RIVER CAMPUS		2	1	33%	3
Kroger 635 - The Little Clinic Dacula		3			3
AUSTIN PUBLIC HEALTH			3	100%	3
PATHOLOGY REFERENCE LAB LLC			3	100%	3
MONTANA PUBLIC HEALTH LAB			3	100%	3
Kroger 522 - The Little Clinic Gahanna		2	1	33%	3
MISSISSIPPI CARE CENTER OF DEKALB LLC		3			3
ASPEN VALLEY HOSPITAL			3	100%	3
COMMUNITY HEALTH CENTERS OF PINELLAS, INC		1	2	67%	3
BAPTIST HOSPITAL NURSING/PATIENT CARE			3	100%	3
THOMAS LANGLEY			3	100%	3
HELIX MEDICAL CENTERS		1	2	67%	3
NORTHERN LIGHT LABORATORY		1	2	67%	3
GYN PATH SERVICES			3	100%	3
MEDEXPRESS URGENT CARE - FORT SMITH		3			3
LEVY COUNTY DEPT. OF PUBLIC SAFETY		1	2	67%	3
CVS AZ7263POCT PHOENIX		3			3
MEDEXPRESS URGENT CARE, CHAMBERSBURG		2	1	33%	3
MINUTECLINIC DIAGNOSTIC OF PA LLC		3			3
MOUNT SINAI AVENTURA DIAGNOSTIC CENTER			3	100%	3
Fort Gaines Health and Rehab		3			3
NEW YORK PHYSICIANS LLP		3			3
MEDEXPRESS URGENT CARE - RICHMOND, W BROAD ST		3			3
HEALTH AND WELLNESS URGENT CARE LLC			3	100%	3

COVID-19: testing by laboratory

Data through Mar 31, 2021 verified as of Apr 1, 2021 at 09:25 AM

Data in this report are provisional and subject to change.

The numbers in the table below represent the number of Florida and non-Florida residents for whom test results were received by the Department of Health. A person can be tested by more than one laboratory and can have both positive and negative results. **Therefore, the sum of the numbers in each column will be larger than the total number of people tested.**

Reporting lab	Inconclusive	Negative	Positive	Percent positive	Total
MEDEXPRESS URGENT CARE - NORTH LITTLE		2	1	33%	3
PROMPT CARE OF CENTRAL FLORIDA LLC			3	100%	3
Arbors at Marietta		3			3
2412 LEBANON PIKE		2	1	33%	3
ALLIED PHYSICIANS GROUP PLLC		3			3
ST VINCENTS AMBULATORY CARE INC		1	2	67%	3
LEGACY ER AND URGENT CARE			3	100%	3
PROHEALTH PRIMARY CARE - GLEN OAKS		3			3
ADRIANA M CASTRO MD PA		3			3
COOPER UNIVERSITY HOSPITAL LABORATORY		2	1	33%	3
CLINICA HISPANIA			3	100%	3
CONCENTRA - PLANTATION		3			3
CTRS			3	100%	3
CLINICAL CARE ASSOCIATES, INC			3	100%	3
BREVARD FAMILY WALK IN CLINIC			3	100%	3
CVS MO10151POCT SPRINGFIELD		2	1	33%	3
NORTHSIDE MEDICAL CENTER		3			3
BLACKWATER RIVER			3	100%	3
Broadview Multi-Care Center		3			3
FLAGLER FAMILY MEDICINE PA			3	100%	3
CVS TX8322POCT AUSTIN		3			3
TRUE HEALTH – LAKE UNDERHILL		3			3
Brookcrest Nursing Home		3			3
IMMERSION RESIDENTIAL LLC			3	100%	3
LIVINGSTON COUNTY DEPT OF HEALTH REPRO			3	100%	3
PARRISH MEDICAL CENTER-WAIVED TESTING		3			3
OPENTRONS PRL		2	1	33%	3
YORK HOSPITAL - LABORATORY			3	100%	3
SUNDALE NURSING HOME		3			3
HOUSTON METHODIST HOSPITAL			3	100%	3
NEW YORK STATE DEPARTMENT OF HEALTH		1	2	67%	3
AKRON GENERAL MEDICAL CENTER MAIN		3			3
LOYOLA UNIVERSITY MEDICAL CENTER LABORATORY			3	100%	3
MANATEE MEMORIAL HOSPITAL CLINICAL LABORATORY			3	100%	3
SISD EMPLOYEE HEALTH CLINIC			3	100%	3
FLORIDA HOSPITAL PHYSICIANS GROUP		1	2	67%	3
JS HEALTHCARE		2	1	33%	3
NORTH SHORE HOSP. INFECTION CONTROL			3	100%	3
THE OASIS BEACHSIDE		3			3
CARENOW-ATASCOCITA			3	100%	3
BASCOM PALMER EYE INSTITUTE			3	100%	3
MEDFUSION		2	1	33%	3
VIRTUA MEMORIAL HOSPITAL BURLINGTON COUNTY		1	2	67%	3
ADVENT HEALTH - CENTRAL PASCO ER			3	100%	3
ACCESS HEALTH CARE		2	1	33%	3
EVERGREEN WOODS HEALTH & REHAB CENTER		2	1	33%	3
ALOHA HOME CARE LLC DBA ACCENTCARE HOME HEALTH OF		3			3

COVID-19: testing by laboratory

Data through Mar 31, 2021 verified as of Apr 1, 2021 at 09:25 AM

Data in this report are provisional and subject to change.

The numbers in the table below represent the number of Florida and non-Florida residents for whom test results were received by the Department of Health. A person can be tested by more than one laboratory and can have both positive and negative results. **Therefore, the sum of the numbers in each column will be larger than the total number of people tested.**

Reporting lab	Inconclusive	Negative	Positive	Percent positive	Total
CVS PHARMACY INC DBA CVS/PHARMACY #10908		3			3
FLORIDA HOSPITAL LABORATORIES		3			3
NYC PUBLIC HEALTH LABS			3	100%	3
GONZALEZ MD AND ASWAD MD HEALTH SERVICES			3	100%	3
WHITE EARTH IHS MAIN LAB		3			3
BAPTIST OUTPATIENT SERVICES			3	100%	3
COMMUNICABLE DISEASE CONTROL/PUBLIC HEALTH EMERGENCY PREPAREDNESS			3	100%	3
SKIN WELLNESS PHYSICIANS LLC		3			3
NASSAU COUNTY HEALTH DEPARTMENT		3			3
TERRACE OF ST CLOUD, THE		2	1	33%	3
AMI ST FRANCIS HOSPITAL LABORATORY		2	1	33%	3
MEDICAL CENTER OF THE ROCKIES			3	100%	3
SOUTH LAKE FAMILY HEALTH CENTER			3	100%	3
SOUTH COUNTY MENTAL HEALTH CENTER INC			3	100%	3
St. Josephs Hospital		1	2	67%	3
BEEBE MEDICAL CENTER LABORATORY		3			3
NEMOURS CHILDRENS PRIMARY CARE MAITLAND			3	100%	3
MINUTECLINIC LLC #5176			3	100%	3
QUEST DIAGNOSTICS CLINICAL LABORATORIES INC		2	1	33%	3
CVS IL4778POCT EVANSTON		3			3
HILLVIEW LABORATORY			3	100%	3
DOUGLASVILLE NURSING AND REHABILITATIO		3			3
FRESENIUS KIDNEY CARE			3	100%	3
PROPATH			3	100%	3
Englewood Health and Rehab			3	100%	3
CGH MEDICAL CENTER			3	100%	3
Georgiana Health and Rehabilitation, LLC		3			3
SMOKY MOUNTAIN URGENT CARE AND FAMILY MEDICINE CENTER			3	100%	3
SPARROW CENTRAL LAB			3	100%	3
PANCARE HEALTH - FRANKLIN CO			3	100%	3
CABELL HUNTINGTON HOSPITAL CLINICAL LAB			3	100%	3
MEDEXPRESS URGENT CARE NORWIN		3			3
MEDEXPRESS URGENT CARE - WILKES BARRE		2	1	33%	3
ADVANCED PEDIATRICS			3	100%	3
MERCY HOSPITAL			3	100%	3
Kroger 627 - The Little Clinic Castleberry		2	1	33%	3
LEESBURG COMMUNITY HEALTH CENTERS			3	100%	3
PREMIER PEDIATRICS LLC			3	100%	3
LIFE CARE CENTER OF SKAGIT VALLEY		3			3
DEPARTMENT OF HEALTH AND ENVIRONMENTAL CONTROL			3	100%	3
ESCO DRUG CO INC		3			3
Bainbridge Health and Rehab		3			3
CCRX OF NORTH CAROLINA, LLC		2	1	33%	3
CITRUS HEALTH NETWORK INC			3	100%	3
MURFREESBORO MEDICAL CLINIC		3			3
BAYSIDE URGENT CARE CENTER INC			3	100%	3
AFC URGENT CARE/FARRAGUT			3	100%	3

COVID-19: testing by laboratory

Data through Mar 31, 2021 verified as of Apr 1, 2021 at 09:25 AM

Data in this report are provisional and subject to change.

The numbers in the table below represent the number of Florida and non-Florida residents for whom test results were received by the Department of Health. A person can be tested by more than one laboratory and can have both positive and negative results. **Therefore, the sum of the numbers in each column will be larger than the total number of people tested.**

Reporting lab	Inconclusive	Negative	Positive	Percent positive	Total
EVENING PEDIATRICS INC		1	2	67%	3
Kroger 093 - The Little Clinic Stapleton		2	1	33%	3
MEDEXPRESS URGENT CARE - DANVILLE		3			3
CVS IL1170POCT JOLIET		3			3
VA PRIMARY CARE ANNEX			3	100%	3
COVENANT PEDIATRICS		1	2	67%	3
TUFTS MEDICAL CENTER			3	100%	3
OHIO HEALTH DOCTORS HOSPITAL			3	100%	3
EASTERN NEW MEXICO MEDICAL CENTER		3			3
CORMEUM LAB SERVICES, LLC			3	100%	3
BROOKDALE LAKE MARY			3	100%	3
ANN STORCK CENTER INC		3			3
MEDEXPRESS URGENT CARE-WILKINS TOWNSHIP, WILLIAM PENN HIGHWAY		3			3
SCIENTIFIC LABORATORY DIVISION			3	100%	3
MOBIL LAB FOR ALL INC		3			3
CLARA MAASS TRANSITIONAL CARE UNIT		3			3
GREENTREE MEDICAL CENTER			3	100%	3
FLORIDA GASTROENTEROLOGY ASSOCIATES PA		3			3
CVS TX2876POCT PROSPER		3			3
BAPTIST PRIMARY CARE, INC.		2	1	33%	3
DOCTORS HOSPITAL RENAISSANCE			3	100%	3
ADVICE FOR OPTIMAL WELLNESS, INC			3	100%	3
CORNERSTONE DRUG AND GIFT INC		3			3
CVS GA5637POCT VILLA RICA		3			3
ADVENTHEALTH MEDICAL GROUP PEDIATRICS AT APOPKA		3			3
CVS IL2798POCT CHICAGO		1	2	67%	3
CROSSROADS URGENT CARE PLLC		3			3
MEDICAL SERVICES OF AMERICA HOME HEALTH		3			3
CARESPOT-WELLINGTON			3	100%	3
VICAR'S LANDING NURSING HOME		2	1	33%	3
MEDEXPRESS URGENT CARE, HERMITAGE		1	2	67%	3
Sears Coastal Nursing and Rehab		3			3
NEXT BIO RESEARCH SERVICES, LLC		1	2	67%	3
ACCESS 365 URGENT CARE LLC		1	2	67%	3
CVS PA2687POCT EXTON		3			3
CORTLAND COUNTY HEALTH DEPARTMENT		3			3
HOMELAND CENTER		3			3
WELLMED AT APOLLO BEACH BLVD		1	2	67%	3
URGENT DOC - URGENT CARE CLINIC			3	100%	3
Kroger 592 - The Little Clinic Alexander Plaza		2	1	33%	3
CVS MINUTE CLINIC DIAGNOSTIC MED GRP OF CAL		3			3
SUPER HEALTH PHARMACY LLC		3			3
NORTH BROWARD HOSPITAL DISTRICT HEALTHCARE FOR THE HOMELESS			3	100%	3
SSM HEALTH ST LOUIS MICROBIOLOGY LABORATORY		1	2	67%	3
Cleveland Clinic Weston			3	100%	3
ADVENTHEALTH MEDICAL GROUP INTERNAL MEDICINE		2	1	33%	3
CVS CA9103POCT ESCONDIDO		3			3

COVID-19: testing by laboratory

Data through Mar 31, 2021 verified as of Apr 1, 2021 at 09:25 AM

Data in this report are provisional and subject to change.

The numbers in the table below represent the number of Florida and non-Florida residents for whom test results were received by the Department of Health. A person can be tested by more than one laboratory and can have both positive and negative results. **Therefore, the sum of the numbers in each column will be larger than the total number of people tested.**

Reporting lab	Inconclusive	Negative	Positive	Percent positive	Total
SERENADES BY SONATA		1	2	67%	3
DOCTOR 4 U CLINIC		1	2	67%	3
FLORIDA MENTOR-POINT WEST CLUSTER		3			3
BAPTIST HEALTH SURGERY CENTER AT NORTHPOINT			3	100%	3
MINUTECLINIC, LLC (CLINIC 10928)		3			3
PHOEBE PUTNEY MEMORIAL HOSPITAL		3			3
Lakeview Village		3			3
MEDEXPRESS URGENT CARE, BELLE VERNON		3			3
Oak Creek Terrace		3			3
LIFELINK OF FLORIDA		1	2	67%	3
BROOME COUNTY HEALTH DEPARTMENT		2	1	33%	3
ROANE MEDICAL CENTER		2	1	33%	3
ORLANDO AIRPORT DIALYSIS		3			3
EASTMAN HEALTHCARE & REHAB		3			3
PRISMA HEALTH MIDLANDS			3	100%	3
CVS NJ837POCT MARLTON		3			3
SPRING LAKE REHABILITATION CENTER			3	100%	3
ADVENTHEALTH IMAGING LAKE NONA		1	2	67%	3
WAL-MART STORES EAST LP		2	1	33%	3
ADVENTHEALTH SEBRING- INFECTION CONTROL DEPARTMENT			3	100%	3
MIDDLETON PEDIATRICS			3	100%	3
MUNSON MEDICAL CENTER			3	100%	3
HEARTLAND - CHARLESTON OF HANAHAN SC,		3			3
LEE MEMORIAL HOSPITAL BLOOD GAS LAB			3	100%	3
CVS GA5622POCT DALLAS		2	1	33%	3
NYU WINTHROP LABORATORY		3			3
CVS AZ5026POCT MESA		3			3
MID FLORIDA CLINICAL LABORATORY		2	1	33%	3
BAPTIST PRIMARY CARE FERNANDINA BEACH			3	100%	3
Kennedy University Hospital -Wash Twp L		3			3
CAPTIAL REGIONAL MEDICAL CENTER			3	100%	3
ST. PETERSBURG PEDIATRICS- 38TH AVENUE			3	100%	3
CVS MO4850POCT SPRINGFIELD		3			3
COLISEUM MED CTR LLC/COLISEUM MED CTRS		2	1	33%	3
Grandview Health Care Center		3			3
STEAMBOAT EMERGENCY CENTER			3	100%	3
PHYSICIANS CARE INC		1	2	67%	3
ST. LUKE'S HOSPITAL - BETHLEHEM CAMPUS		1	2	67%	3
VELOCITY CARE			3	100%	3
CALLE OCHO DIALYSIS			3	100%	3
NEBRASKA DEPARTMENT OF HEALTH AND HUMAN SERVICES			3	100%	3
RAPID CITY RUGENT CARE			3	100%	3
WOMACK ARMY MEDICAL CENTER			3	100%	3
SUMMIT MEDICAL GROUP – WEST ORANGE		3			3
WINDSOR AT OCALA		2	1	33%	3
MEDEXPRESS URGENT CARE GREENSBURG		2	1	33%	3
COMMUNITY HEALTH CENTERS INC			3	100%	3

COVID-19: testing by laboratory

Data through Mar 31, 2021 verified as of Apr 1, 2021 at 09:25 AM

Data in this report are provisional and subject to change.

The numbers in the table below represent the number of Florida and non-Florida residents for whom test results were received by the Department of Health. A person can be tested by more than one laboratory and can have both positive and negative results. **Therefore, the sum of the numbers in each column will be larger than the total number of people tested.**

Reporting lab	Inconclusive	Negative	Positive	Percent positive	Total
GULF COAST IMMEDIATE CARE CENTER		1	2	67%	3
APEX CLINICAL LABORATORIES INC		3			3
ARCPPOINT LABS OF ALTAMONTE SPRINGS		1	2	67%	3
VA OUTPATIENT CLINIC-NEW PORT RICHEY			3	100%	3
MINUTECLINIC, LLC #05891		2	1	33%	3
CVS KS676POCT LAWRENCE		2	1	33%	3
MAJESTIC OAKS			3	100%	3
WOODMARK AT UPTOWN ASSISTED LIVING		3			3
Kroger 768 - The Little Clinic Leestown Rd		2	1	33%	3
HEALGEN SCIENTIFIC			3	100%	3
US SPECIALTY LABS			3	100%	3
TIFT REGIONAL HLTH SYSTEM, INC DBA SOU		3			3
TIFTON CARECONNECT URGENT CARE			3	100%	3
TARRANT COUNTY PUBLIC HEALTH		3			3
CENTRAL DUPAGE HOSPITAL			3	100%	3
TRINITY PEDIATRICS			3	100%	3
GREATER MOBILE URGENT CARE – SPRINGHILL			3	100%	3
CVS CT288POCT BRISTOL		2	1	33%	3
NHC HealthCare, Cookeville		3			3
Lebanon VAMC		2	1	33%	3
WYOMING DEPT OF HEALTH			3	100%	3
NORTH DAKOTA DEPT OF HEALTH MICROBIOLOGY		1	2	67%	3
CAREHERE LLC			3	100%	3
CLEARWATER		2	1	33%	3
MINUTE CLINIC LLC #1909		3			3
CVS TX7156POCT RICHARDSON		3			3
FAMILY FIRST PEDIATRICS			3	100%	3
CVS PA2688POCT COLLEGEVILLE		3			3
EAST TENNESSEE CHILDREN'S HOSPITAL		2	1	33%	3
Gracemore Nursing and Rehab		3			3
CARENOW-LEBANON		1	2	67%	3
WHOLE CHILD PEDIATRICS			3	100%	3
CVS NC2749POCT CONCORD		3			3
ACCESS LABORATORIES LLC			3	100%	3
KISSIMMEE URGENT CARE		3			3
CENTRAL JERSEY URGENT CARE OF BROWN MI		3			3
RCA LABORATORY SERVICES LLC			3	100%	3
LEXINGTON MEDICAL CENTER		1	2	67%	3
MINUTECLINIC DIAG OF IND, LLC #5369		2	1	33%	3
FELICIDAD MEDICAL CENTER INC			3	100%	3
CVS MO5727POCT PLATTE CITY		3			3
SANFORD MOBILE LAB			3	100%	3
PICHARDO CLINIC, THE		1	2	67%	3
NEMOURS CHILDRENS PRIMARY CARE HORIZON WEST			3	100%	3
HELIX URGENT CARE			3	100%	3
AZALEALAND NURSING HOME		3			3
WALGREENS #04311		3			3

COVID-19: testing by laboratory

Data through Mar 31, 2021 verified as of Apr 1, 2021 at 09:25 AM

Data in this report are provisional and subject to change.

The numbers in the table below represent the number of Florida and non-Florida residents for whom test results were received by the Department of Health. A person can be tested by more than one laboratory and can have both positive and negative results. **Therefore, the sum of the numbers in each column will be larger than the total number of people tested.**

Reporting lab	Inconclusive	Negative	Positive	Percent positive	Total
OHIO DEPARTMENT OF HEALTH LABORATORY		2	1	33%	3
CVS PA1657POCT YORK		2	1	33%	3
INSPIRA MEDICAL CENTER VINELAND LAB		2	1	33%	3
FALLSBURG CHAI		3			3
SENTARA NORFOLK GENERAL HOSPITAL CENTRAL LAB			3	100%	3
MEDEXPRESS URGENT CARE-CLOQUET		3			3
USCG ABBOTT BINAXNOW		2	1	33%	3
SAVANNAH COVE		3			3
SOUTH BAY CORRECTIONAL FACILITY			3	100%	3
CVS MA2401POCT MARSHFIELD		3			3
CVS IL8753POCT CHICAGO		3			3
ALLIANCE LABS @LRMC			3	100%	3
CVS IL3163POCT OAK PARK		3			3
PREMIER MOBILE HEALTH SERVICES, LLC		1	2	67%	3
BARONESS ERLANGER HOSPITAL		3			3
CVS CA9803POCT RIVERSIDE		3			3
FIRST CARE - MIDDLESBORO			3	100%	3
SACRED HEART HEALTH SYSTEMS INC			3	100%	3
Village on the Green			3	100%	3
COL CROSSROAD		1	2	67%	3
Kroger 571 - The Little Clinic Hendersonville		1	2	67%	3
RICHMOND CITY DEPARTMENT OF PUBLIC HEALTH			3	100%	3
ERIE COUNTY PUBLIC HEALTH CLINICAL		3			3
CVS OH2486POCT NILES		1	2	67%	3
STARMED FAMILY & URGENT CARE			3	100%	3
ROYAL PALM RETIREMENT CENTRE		3			3
PIEDMONT FAYETTE HOSPITAL		2	1	33%	3
NORTHCREST MEDICAL CENTER		1	2	67%	3
COVANCE CLS			3	100%	3
GO PATH LABORATORIES			3	100%	3
CVS PA4000POCT INDIANA		3			3
Kroger 758 - The Little Clinic Providence		3			3
ELITE PRIMARY CARE OF WAYCROSS			3	100%	3
ADVANCE FAMILY PRACTICE LLC			3	100%	3
CERTIVIA LABORATORIES			3	100%	3
ADVENTHEALTH MEDICAL GROUP ADULT AND SENIOR HEALTH			3	100%	3
ESTERO FIRE RESCUE		3			3
MIDWAY SPECIALTY CARE RX LLC		1	2	67%	3
MEDEXPRESS URGENT CARE - JEANNETTE		3			3
CVS IL2297144CV CHICAGO		3			3
PREMIER CLINICAL RESEARCH INSTITUTE INC			3	100%	3
MEDEXPRESS URGENT CARE-CHIPPEWA		2	1	33%	3
CRISP REGIONAL HOSPITAL		3			3
AFFORDABLE PRIMARY CARE LLC		3			3
LAURELLWOOD NURSING CENTER		1	2	67%	3
ONSLOW MEMORIAL HOSPITAL LABORATORY		3			3
MEDEXPRESS URGENT CARE - BECKLEY		1	2	67%	3

COVID-19: testing by laboratory

Data through Mar 31, 2021 verified as of Apr 1, 2021 at 09:25 AM

Data in this report are provisional and subject to change.

The numbers in the table below represent the number of Florida and non-Florida residents for whom test results were received by the Department of Health. A person can be tested by more than one laboratory and can have both positive and negative results. **Therefore, the sum of the numbers in each column will be larger than the total number of people tested.**

Reporting lab	Inconclusive	Negative	Positive	Percent positive	Total
ADVENT HEALTH MEDICAL GROUP FAMILY MEDICINE			3	100%	3
TEMPUS_LABS			3	100%	3
ASPIRUS WAUSAU HOSPITAL			3	100%	3
CVS MINUTE CLINIC DIAGNOSTIC MED GRP		3			3
EXETER HOSPITAL		3			3
FOUR WINDS BEHAVIORAL HEALTH		3			3
AVANTE INVERNESS		1	2	67%	3
MEDEXPRESS URGENT CARE-ARLINGTON		2	1	33%	3
CHILDREN'S HEALTHCARE OF ATLANTA AT EG		3			3
CVS RI326POCT NORTH SMITHFIELD		3			3
UHEALTH JACKSON URGENT CARE - CUTLER BAY		1	2	67%	3
SKIPPACK MEDICAL LAB			3	100%	3
ADVANCED URGENT CARE CENTER OF THE UPPER KEYS		1	2	67%	3
UNITY HEALTH AND REHABILITATION CENTER			3	100%	3
COASTAL SKIN SURGERY AND DERMATOLOGY PL		3			3
TAMPA		1	2	67%	3
MALABAR FAMILY PRACTICE		1	2	67%	3
ADVANCED HEART CARE OF SOUTH FLORIDA		3			3
CAMPAZZI CONCIERGE MEDICAL SERVICES		2	1	33%	3
ORCHID COVE DAYTONA			3	100%	3
DELAWARE PUBLIC HEALTH LABORATORY		1	2	67%	3
BOONES CREEK URGENT CARE		1	2	67%	3
320 S TRANSIT ST		3			3
SOFTLAB			3	100%	3
MEDICAL CENTER OF CENTRAL GEORGIA			3	100%	3
YATES COUNTY PUBLIC HEALTH		3			3
FREDERICK MEMORIAL HOSPITAL			3	100%	3
Magnolia Health and Rehab Center			3	100%	3
CVS TN7144POCT BARTLETT		3			3
SOLERA SPECIALTY PHARMACY LLC		2	1	33%	3
CROWNE HEALTH CARE OF FORT PAYNE		2	1	33%	3
PEDIATRICS AND ADOLESCENT MEDICINE		2	1	33%	3
Kroger 388 - The Little Clinic Braelinn Village		3			3
DOCTORS OFFICE OF NEW JERSEY		3			3
Concordia Village of Tampa			3	100%	3
CANOPY PEDIATRICS		3			3
EFFINGHAM HOSP, INC, DBA EFFINGHAM HEALTH		3			3
TAMPA INTERNATIONAL AIRPORT			3	100%	3
WALGREENS NO 19542		3			3
INTERNAL MEDICINE AND WOUND CARE SPECIALIST LLC		3			3
NORTHEAST FLORIDA INTERNAL MEDICINE PA		3			3
NON-US			3	100%	3
EXPEDIAN URGENT CARE			3	100%	3
MID-FLORIDA PATHOLOGY LLC - MOBILE UNIT # 3		1	2	67%	3
MEDEXPRESS URGENT CARE - LITTLE ROCK		2	1	33%	3
MANATEE URGENT CARE LLC			3	100%	3
ST LUKES HOSPITAL LABORATORY		2	1	33%	3

COVID-19: testing by laboratory

Data through Mar 31, 2021 verified as of Apr 1, 2021 at 09:25 AM

Data in this report are provisional and subject to change.

The numbers in the table below represent the number of Florida and non-Florida residents for whom test results were received by the Department of Health. A person can be tested by more than one laboratory and can have both positive and negative results. **Therefore, the sum of the numbers in each column will be larger than the total number of people tested.**

Reporting lab	Inconclusive	Negative	Positive	Percent positive	Total
PALM CITY NURSING AND REHAB CENTER			2	100%	2
ATLANTIC DIAGNOSTICS			2	100%	2
WELL HEALTH LABS			2	100%	2
Kroger 101 - The Little Clinic Hill Top		2			2
THE FOUNTAIN AT BOCA CIEGA BAY		2			2
CARELINE PHARMACY AND HEALTHCARE SERVICES		1	1	50%	2
Oakmont of Katy Nursing and Rehabilitation		2			2
Greystone Nursing and Rehab, LLC			2	100%	2
MINUTECLINIC, DIAGNOSTIC OF TEXAS, LLC		2			2
WALGREENS #05477		2			2
ASCENSION ST MICHAEL'S HOSPITAL LAB		1	1	50%	2
Kroger 687 - The Little Clinic Sugar Hill		1	1	50%	2
NEW GEN LABS			2	100%	2
MINUTECLINIC DIAG OF IND, LLC #6250		2			2
NATIONWIDE LABORATORY SERVICES		1	1	50%	2
RIDGEFIELD PEDIATRIC ASSOCIATES		2			2
MID AMERICA CLINICAL LABS			2	100%	2
STEWARD ST ELIZABETH MEDICAL CENTER			2	100%	2
LEXINGTON PLACE			2	100%	2
VISITING PHYSICIANS OF THE TREASURE COAST LLC			2	100%	2
KIDSVILLE PEDIATRICS IV PA		1	1	50%	2
VANAYER HEALTHCARE AND REHAB CENTER		2			2
MINERS COLFAX MEDICAL CENTER		2			2
ASSOCIATES IN UROGYNECOLOGY MD LLC		2			2
Green Mountain Nursing and Rehabilitation		2			2
KJ MEDICAL PRACTICE PC		2			2
UNIVERSITY OF TEXAS AT EL PASO, THE			2	100%	2
Good Samaritan Society-Blackduck		1	1	50%	2
NORTON IMMEDIATE CARE CENTER - PRESTON			2	100%	2
TMH EC NORTHEAST LABORATORY			2	100%	2
VIRGINIA DEPT OF HEALTH OFFICE OF EPIDEMIOLOGY			2	100%	2
ATVIVO LLC		2			2
ORLANDO LUTHERAN TOWERS		1	1	50%	2
NORTHWELL HEALTH			2	100%	2
TEQUESTA FAMILY MEDICAL CENTER LLC			2	100%	2
NIAGARA APOTHECARY INC		2			2
ROPER HOSPITAL			2	100%	2
METROHEALTH SYSTEM			2	100%	2
DMC UNIVERSITY LABORATORIES		1	1	50%	2
PINARD HOME HEALTH SERVICES INC			2	100%	2
APPLECARE VALDOSTA			2	100%	2
Eagle Health and Rehabilitation		2			2
BROOKSVILLE DIALYSIS			2	100%	2
SOUTH HILLSBOROUGH CBOC			2	100%	2
BMC/JACSONVILLE		1	1	50%	2
RAPID MEDLAB (002MO)		2			2
NLC LABS			2	100%	2

COVID-19: testing by laboratory

Data through Mar 31, 2021 verified as of Apr 1, 2021 at 09:25 AM

Data in this report are provisional and subject to change.

The numbers in the table below represent the number of Florida and non-Florida residents for whom test results were received by the Department of Health. A person can be tested by more than one laboratory and can have both positive and negative results. **Therefore, the sum of the numbers in each column will be larger than the total number of people tested.**

Reporting lab	Inconclusive	Negative	Positive	Percent positive	Total
RENE F CEDENO DMD PA		2			2
LIFELINK TRANSPLANT INSTITUTE LAB		1	1	50%	2
HAPPY KIDZ PEDIATRICS PL		1	1	50%	2
ILLINOIS DEPT OF PUBLIC HEALTH LABS			2	100%	2
INTERNAL MEDICINE ASSOCIATES-DUNELLON			2	100%	2
Essex Center for Rehabilitation and Healthcare		2			2
CLEVELAND CLINIC IMAGING			2	100%	2
CVS PA371POCT PHILADELPHIA		2			2
HOCHBERG LOWER SCHOOL		2			2
Mitchell Hollingsworth Nursing and Rehab		2			2
LABCORP OF AMERICA HOLDINGS		1	1	50%	2
PHOEBE BERKS HEALTH CARE CENTER		2			2
ADVENTIST HINSDALE HOSPITAL LABORATORY			2	100%	2
CARENOW LENEXA			2	100%	2
CALIFORNIA DIVISION OF COMMUNICABLE DISEASE CONTROL			2	100%	2
POINT OF CARE PRIVATE HEALTH MANAGEMENT			2	100%	2
MEDICAL ASSOCIATES OF BREVARD DR S VYAS			2	100%	2
MINUTE CLINIC DIAGNOSTIC OF KANSAS PA		2			2
FLORIDA DEPARTMENT OF HEALTH IN LEE COUNTY		1	1	50%	2
APC PEDIATRICS			2	100%	2
LACORP		1	1	50%	2
AHC PARIS		2			2
MEDEXPRESS URGENT CARE - CHERRY HILL		2			2
Walgreens #9890		2			2
COUNTRY COTTAGE		2			2
UNM SANDOVAL REGIONAL MEDICAL CENTER		2			2
Walgreens #12427		1	1	50%	2
TULANE MEDICAL CENTER			2	100%	2
Granville Center	1	1			2
NEMOURS CHILDREN'S PRIMARY CARE THE VILLAGES		2			2
SPRING HILL REGIONAL HOSPITAL			2	100%	2
HEARTLAND HOME HEALTH CARE		2			2
Kroger 400 - The Little Clinic Hartley Bridge Rd		1	1	50%	2
Bedford Care Center of Hattiesburg		2			2
AYASS BIOSCIENCE LLC			2	100%	2
COOPER CLINIC			2	100%	2
OAKMONT OF UNION SC, LLC		2			2
MOBILE HEALTH LABS LLC			2	100%	2
MEMORIAL SLOAN KETTERING CANCER CENTER		1	1	50%	2
RIGHT AT HOME			2	100%	2
CVS MN663POCT APPLE VALLEY		2			2
PEDIATRICS IN NORTH FLORIDA PA			2	100%	2
DELRAY BEACH HEALTH DEPT LAB			2	100%	2
INTEGRITY CLINICAL RESEARCH CENTER INC		1	1	50%	2
US LABS		2			2
CARINGPLUS HOMECARE LLC		1	1	50%	2
Kroger 745 - The Little Clinic Somerset		2			2

COVID-19: testing by laboratory

Data through Mar 31, 2021 verified as of Apr 1, 2021 at 09:25 AM

Data in this report are provisional and subject to change.

The numbers in the table below represent the number of Florida and non-Florida residents for whom test results were received by the Department of Health. A person can be tested by more than one laboratory and can have both positive and negative results. **Therefore, the sum of the numbers in each column will be larger than the total number of people tested.**

Reporting lab	Inconclusive	Negative	Positive	Percent positive	Total
PROSPECT URGENT CARE			2	100%	2
NOVA SOUTHEASTERN UNIVERSITY - STUDENT MEDICAL CTR			2	100%	2
STOP URGENT CARE			2	100%	2
MILLERSVILLE UNIVERSITY HEALTH SERVICE		2			2
HUMC		1	1	50%	2
MCLAREN REGIONAL MEDICAL CENTER			2	100%	2
Crowne Health Care of Mobile		2			2
Alden Des Plaines			2	100%	2
MAYO CLINIC BEACHES PRIMARY CARE CTR		2			2
MANSFIELD MEDICAL LODGE			2	100%	2
CVS OH3329POCT LAKEWOOD		2			2
87TH MEDICAL GROUP – MCGUIRE AMBULATORY CARE FACILITY		2			2
University Center East			2	100%	2
FLORIDA KEYS PED & ADOLES CTR			2	100%	2
LARKIN COMMUNITY HOSPITAL PALM SPRINGS CAMPUS		1	1	50%	2
WARD MEMORIAL HOSPITAL		2			2
EXPRESSCARE URGENT CARE CENTER			2	100%	2
CORNERSTONE MEDICAL CARE OF BRANDON		2			2
BAYMEADOWS PRIMARY CARE		2			2
MEDAILLE COLLEGE WELLNESS CENTER		2			2
ADVANTA ANALYTICAL LABORATORIES			2	100%	2
ROCKWALL URGENT CARE			2	100%	2
CVS IL8750POCT CHICAGO		1	1	50%	2
WALGREENS #13605		2			2
SOWAL HEALTH & DRUG			2	100%	2
SOUTH TAMPA AFTER HOURS CLINIC			2	100%	2
VA SALT LAKE CITY HCS		2			2
TWELVE OAKS RECOVERY CENTER			2	100%	2
Henry County Health and Rehabilitation		2			2
WEST FLORIDA MEDICAL ASSOCIATES, PA			2	100%	2
WALGREENS #06583		2			2
MIDWAY PRIMARY CARE LLC		2			2
PRIMARY HEALTH CARE ASSOCIATES INC			2	100%	2
Michael J Crescenz VA Outpatient Dialysis Center		2			2
Birchaven		2			2
CARTERSVILLE MEDICAL CENTER			2	100%	2
STUDENT HEALTH SERVICES			2	100%	2
CREATIVE HEALTH CENTER			2	100%	2
NAVAL BRANCH MEDICAL CLINIC			2	100%	2
ROCKEFELLER UNIVERSITY CLINICAL GENOMICS LABORATOR		2			2
HEALTH NETWORK			2	100%	2
WATERS PEDIATRIC CENTER			2	100%	2
MILFORD REGIONAL HOSPITAL			2	100%	2
UK HEALTHCARE			2	100%	2
CARESPOT URGENT CARE		1	1	50%	2
INTERMOUNTAIN MEDICAL CENTER			2	100%	2
CVS NC2559POCT CHARLOTTE		2			2

COVID-19: testing by laboratory

Data through Mar 31, 2021 verified as of Apr 1, 2021 at 09:25 AM

Data in this report are provisional and subject to change.

The numbers in the table below represent the number of Florida and non-Florida residents for whom test results were received by the Department of Health. A person can be tested by more than one laboratory and can have both positive and negative results. **Therefore, the sum of the numbers in each column will be larger than the total number of people tested.**

Reporting lab	Inconclusive	Negative	Positive	Percent positive	Total
CVS IL7017POCT BLOOMINGTON		2			2
Kroger 412 - The Little Clinic Oxford		2			2
MINUTECLINIC DIAGNOSTIC OF NEVADA-9586		1	1	50%	2
DOWN HOME MEDICAL			2	100%	2
MEDEXPRESS URGENT CARE-SELINGSGROVE		2			2
Elba Nursing and Rehabilitation Center, LLC		2			2
MEDEXPRESS URGENT CARE - MARTINSVILLE		2			2
EXCEPTIONAL EMERGENCY CENTER - AMARILLO			2	100%	2
Kroger 477 - The Little Clinic Fort Mitchell		2			2
PRECISION DIAGNOSTIC INC		2			2
MEDEXPRESS URGENT CARE - LINCOLN N 26T		2			2
VOLUNTEERS OF AMERICA OF FLORIDA			2	100%	2
CHARLOTTE COUNTY HEALTH DEPARTMENT			2	100%	2
CVS NH1004POCT SALEM		1	1	50%	2
MC DIAGNOSTIC OF CONNECTICUT, PC #252		1	1	50%	2
APPLING NURSING & REHABILITATION PAVIL		2			2
PLAINS REGIONAL MEDICAL CENTER		2			2
SYNEOS HEALTH			2	100%	2
SUNBRIDGE CARE & REHAB FOR DECATUR		2			2
JRS LABORATORY			2	100%	2
Tidelands Health Rehabilitation Hospital			2	100%	2
CARTER BLOOD CARE			2	100%	2
IN & OUT URGENT CARE METAIRIE			2	100%	2
COVANCE			2	100%	2
COBLESKILL REGIONAL HOSPITAL		2			2
CVS NJ1927POCT GREEN BROOK		2			2
MEDEXPRESS - WILMINGTON KIRKWOOD HIGHWAY		2			2
ENVOY OF FORK UNION, LLC DBA ENVOY AT THE VILLAGE		2			2
MEDEXPRESS URGENT CARE - EWING		2			2
MEDEXPRESS URGENT CARE - LINCOLN VILLA		2			2
MIDWAY SPECIALTY CARE CENTER INC		2			2
RIVERSIDE METHODIST HOSPITAL LAB			2	100%	2
RRMC CREEKSIDE LAB		2			2
PALM BAY COMMUNITY OUTPATIENT CLINIC		2			2
DALLAS VA MEDICAL CENTER - VA NORTH TEXAS HEALTH CARE SYSTEM			2	100%	2
TEXAS HEALTH CARE			2	100%	2
MANASOTA PEDIATRICS			2	100%	2
Kroger 739 - The Little Clinic La Grange Road		2			2
MEMORIAL HEALTH UNIVERSITY MEDICAL CENTER			2	100%	2
FLORIDA MEDICAL CENTER			2	100%	2
CVS CA9497POCT IRVINE		2			2
HOLY TRINITY PHARMACY LLC		2			2
New Jersey Aim At Smg		2			2
OSF ST JOSEPH MEDICAL CENTER			2	100%	2
ROBERTS WESLEYAN COLLEGE HEALTH CENTE		2			2
MEDEXPRESS URGENT CARE - BENTON		2			2
Advanced Rehabilitation and Healthcare of Wichita Falls		2			2

COVID-19: testing by laboratory

Data through Mar 31, 2021 verified as of Apr 1, 2021 at 09:25 AM

Data in this report are provisional and subject to change.

The numbers in the table below represent the number of Florida and non-Florida residents for whom test results were received by the Department of Health. A person can be tested by more than one laboratory and can have both positive and negative results. **Therefore, the sum of the numbers in each column will be larger than the total number of people tested.**

Reporting lab	Inconclusive	Negative	Positive	Percent positive	Total
MC MEDICAL			2	100%	2
Englewood Health Care Center		2			2
APALACHEE CENTER INC		2			2
CVS IL5797POCT CAROL STREAM		2			2
ST JOSEPHS HOSPITAL PATHOLOGY LAB		2			2
CENTRAL FLORIDA FAMILY HEALTH CENTER		2			2
CHILDREN'S MEDICAL CENTER-EAST ORLANDO			2	100%	2
MARTIN MEDICAL CENTER INC		1	1	50%	2
ADVANCED MEDICAL CARE			2	100%	2
JOHNSON CITY MEDICAL CENTER		1	1	50%	2
MEMORIAL HOSPITAL OF SOUTH BEND			2	100%	2
INSPIRE HEALTHCARE CENTER			2	100%	2
ASANTE THREE RIVERS MEDICAL CENTER LAB		2			2
MEDEXPRESS URGENT CARE-BLOOMFIELD AVEN		2			2
CVS CA8861POCT BUENA PARK		2			2
Parkridge Specialty Care		2			2
WOMENS CARE FLORIDA LLC-LABORATORY		2			2
Huntington Health Care and Rehabilitation Center		2			2
PALM MEDICAL CENTER - PLANT CITY		2			2
AUGUSTA HEALTH SKILLED CARE			2	100%	2
SELECT MEDICAL CLINIC			2	100%	2
MEDSTAR HARBOR HOSPITAL			2	100%	2
CONCENTRA - PLANT CITY		2			2
SOUTHEAST GEORGIA HEALTH SERVICES, LLC		2			2
INTEAM HEALTH, INC.			2	100%	2
MEDEXPRESS URGENT CARE-MT PLEASANT		1	1	50%	2
CVS SC2497POCT LEXINGTON		2			2
FIRST PREVENTION AND DIALYSIS CENTER LLC			2	100%	2
UW HOSPITAL AND CLINICS		1	1	50%	2
MEASE COUNTRYSIDE HOSPITAL CARDIAC REH			2	100%	2
RABI SINHA, MD		2			2
EASTSIDE MEDICAL CENTER		2			2
BERNHARDT LABORATORIES INC			2	100%	2
STANFORD HEALTH CARE ANATOMIC PATHOLOGY & CLINICAL LAB			2	100%	2
Hartwell Health and Rehabilitation		2			2
METHODIST MANSFIELD MEDICAL CENTER			2	100%	2
ALL PEDIATRIC CARE PA			2	100%	2
JUST BELIEVE RECOVERY CENTER			2	100%	2
VALUE DRUGS GREENLAWN INC		2			2
AdventHealth Care Center Orlando North			2	100%	2
PALMS OF FT MYERS,THE			2	100%	2
DESERT HOSPITAL/CPHU CLINICAL LABORATORY			2	100%	2
CVS IL2788POCT BUFFALO GROVE		2			2
MAINE CENTER FOR DISEASE CONTROL AND PREVENTION			2	100%	2
WISE HEALTH SYSTEM		1	1	50%	2
LEGACY ER & URGENT CARE - FRISCO WEST			2	100%	2
Jacob's Creek Nursing and Rehabilitation Center		2			2

COVID-19: testing by laboratory

Data through Mar 31, 2021 verified as of Apr 1, 2021 at 09:25 AM

Data in this report are provisional and subject to change.

The numbers in the table below represent the number of Florida and non-Florida residents for whom test results were received by the Department of Health. A person can be tested by more than one laboratory and can have both positive and negative results. **Therefore, the sum of the numbers in each column will be larger than the total number of people tested.**

Reporting lab	Inconclusive	Negative	Positive	Percent positive	Total
BIRMINGHAM INTERNAL MEDICINE ASSOCIATE		1	1	50%	2
BAYCARE LABORATORIES			2	100%	2
HAILE MEDICAL GROUP PA		2			2
NEBRASKA MEDICAL CENTER			2	100%	2
CHI MEMORIAL PRIMARY CARE ASSOCIATES-A		2			2
KEATING SPORTS CENTER		2			2
HEALTH FIRST MEDICAL GROUP			2	100%	2
Stillwater Healthcare		2			2
SYMPHONY OF BUFFALO GROVE		2			2
Great Lakes Health Center			2	100%	2
UNIVERSITY HOSPITAL OF BROOKLYN		2			2
VA Greater LA HCS-Santa Maria OPC			2	100%	2
BOCA RATON REGIONAL HOSPITAL INC			2	100%	2
RHODE ISLAND DEPARTMENT OF HEALTH LABORATORIES			2	100%	2
CVS NC4169POCT FAYETTEVILLE		2			2
LAKEVIEW HEALTH CARE SYSTEM LLC			2	100%	2
NORTHSIDE FAMILY MEDICINE AND URGENT CARE (EAST COBB)		2			2
PALM COAST DIALYSIS		2			2
INTERNAL MEDICINE SPECIALISTS MEDICAL GROUP, PA		2			2
VA WNYHCS - Buffalo Division		1	1	50%	2
MEDEXPRESS URGENT CARE - DERBY N ROCK		2			2
CIGNA GATEWAY			2	100%	2
WEST COAST PEDIATRICS			2	100%	2
GULF COAST REGIONAL MEDICAL CARE		2			2
ADVOCATE SHERMAN HOSPITAL			2	100%	2
GRASSY SPRAIN PHARMACY INC		2			2
LABRADOR PRIMARY CARE CENTER			2	100%	2
HAMILTON COUNTY HEALTH DEPARTMENT		2			2
CONCENTRA - ORLANDO SOUTH II		2			2
WALGREENS #3811			2	100%	2
Kroger 550 - The Little Clinic Bellevue		2			2
MONICE DR.			2	100%	2
MEMORIAL HOSPITAL OF TAMPA			2	100%	2
Kings County Hospital Center			2	100%	2
NATHAN LITTAUER HOSPITAL LAB		2			2
UNITY LONGPOND		2			2
UMHC HOLLYWOOD LABORATORY			2	100%	2
CVS TX7603POCT SAGINAW		2			2
DALLAS BAPTIST UNIVERSITY - HEALTH SERVICES			2	100%	2
UPS			2	100%	2
ALVERNO CLINICAL LABORATORIES			2	100%	2
MEDEXPRESS URGENT CARE - CONWAY		2			2
HERNANDO CHILDREN'S			2	100%	2
Piney Grove Nursing and Rehabilitation Center		2			2
Kroger 777 - The Little Clinic Shelbyville		1	1	50%	2
PENINSULA REGIONAL MED CTR LAB			2	100%	2
CVS MA1022POCT CAMBRIDGE		2			2

COVID-19: testing by laboratory

Data through Mar 31, 2021 verified as of Apr 1, 2021 at 09:25 AM

Data in this report are provisional and subject to change.

The numbers in the table below represent the number of Florida and non-Florida residents for whom test results were received by the Department of Health. A person can be tested by more than one laboratory and can have both positive and negative results. **Therefore, the sum of the numbers in each column will be larger than the total number of people tested.**

Reporting lab	Inconclusive	Negative	Positive	Percent positive	Total
BELLIN HOSPITAL			2	100%	2
Sevierville Health and Rehabilitation		2			2
OAKMONT WEST- GREENVILLE SC		2			2
CLEAR LAKE REGIONAL MEDICAL CENTER			2	100%	2
CVS OH5457POCT POWELL		2			2
CVS OH4301POCT NORTHFIELD		2			2
CVS IN6608POCT NEW PALESTINE			2	100%	2
PEDIATRIC HEALTH CARE		1	1	50%	2
CVS OH4499POCT LYNDHURST		2			2
MY PHARMACY			2	100%	2
SACRED HEART HOSPITAL ON THE EMERALD			2	100%	2
CVS AZ7841POCT TUCSON		2			2
CVS OH6167POCT ASHLAND		2			2
ROYAL CARE MEDICAL CENTER			2	100%	2
ASHLEY PEDIATRICS			2	100%	2
PHYSICIANS LABORATORY SERVICES			2	100%	2
HAMILTON CHD		2			2
DEER'S HEAD CENTER		2			2
RURAL/METRO MIDSOUTH,		2			2
MEDRITE MEDICAL CARE PC		2			2
SANIBEL MEDICAL CLINIC			2	100%	2
JACKSONVILLE VA OPC			2	100%	2
EASTERN NEW MEXICO UNIVERSITY STUDENT		2			2
CDK LIBERTY ENTERPRISES, LLC		2			2
BAYCARE OUTREACH LAB WH SOUTH			2	100%	2
VALLEY BAPTIST MEDICAL CENTER: BROWNSVILLE			2	100%	2
SPECIALTY LABORATORIES			2	100%	2
BIOMAT USA			2	100%	2
UNIVERSITY OF MARYLAND MEDICAL CENTER			2	100%	2
COLUMBIA COTTAGE		2			2
CVS OH4300POCT STRONGSVILLE		2			2
CVS MI8091POCT FRASER		2			2
IN AND OUT URGENT CARE			2	100%	2
EXCUSED ABSENCE PLLC		2			2
LAKE BALDWIN			2	100%	2
MEDEXPRESS URGENT CARE - ROSS TOWNSHIP		2			2
CVS AZ5477POCT SURPRISE		2			2
CVS MA920POCT CLINTON		2			2
COOK HOSPITAL AND CARE CENTER		1	1	50%	2
SHORE MEDICAL CENTER		2			2
MAGNOLIA MANOR OF COLUMBUS		2			2
PALM BEACH DIGESTIVE ASSOCIATES			2	100%	2
BFT LAB			2	100%	2
TRINITY DIALYSIS			2	100%	2
STARR CITY OF ROMA COMMUNITY CENTER			2	100%	2
MEMORIAL HOSPITAL OF CARBONDALE			2	100%	2
CVS NV2989POCT NORTH LAS VEGAS		1	1	50%	2

COVID-19: testing by laboratory

Data through Mar 31, 2021 verified as of Apr 1, 2021 at 09:25 AM

Data in this report are provisional and subject to change.

The numbers in the table below represent the number of Florida and non-Florida residents for whom test results were received by the Department of Health. A person can be tested by more than one laboratory and can have both positive and negative results. **Therefore, the sum of the numbers in each column will be larger than the total number of people tested.**

Reporting lab	Inconclusive	Negative	Positive	Percent positive	Total
MEDEXPRESS URGENT CARE - WOODBURY			2	100%	2
CVS NV5942POCT LAS VEGAS		2			2
MINUTECLINIC MINUTECLINIC #4978		1	1	50%	2
MEDICAL ASSOCIATES OF BREVARD LLC		1	1	50%	2
Hackensack Univ Medical Center At Pasc		1	1	50%	2
VA OUTPATIENT PHARMACY			2	100%	2
BLACKBAG DIGITAL HEALTH LLC		2			2
POMONA VALLEY COMMUNITY HOSPITAL			2	100%	2
STATE OF FLORIDA			2	100%	2
EXPRESS CARE OF THE SHOALS		1	1	50%	2
INA		1	1	50%	2
Warren Center for Rehabilitation and Nursing		2			2
SENDER RETREAT ADULT DAY CARE CENTERS			2	100%	2
Wetumpka Health and Rehab, LLC		2			2
SOUTHEASTERN IMMEDIATE CARE- MILLEDGEVILLE GA			2	100%	2
DEBORAH HEART AND LUNG CENTER		2			2
SIMMONS			2	100%	2
ESCANDON DIAGNOSTIC CLINIC			2	100%	2
BAYLOR COLLEGE OF MEDICINE			2	100%	2
Overton Brooks VAMC		2			2
PUBLIC HEALTH LABORATORY	1		1	50%	2
ST. ELIZABETH HEALTHCARE			2	100%	2
PENSACOLA MEDICAL CLINIC LLC			2	100%	2
SMITH NORTHVIEW HOSPITAL LAB			2	100%	2
FLORIDA MEDICAL CENTER OF CLEARWATER		2			2
CVS NV5286POCT HENDERSON		2			2
NORTHSIDE HOSPITAL D/B/A ARTHRITIS		2			2
PHYSICIANS PREMIER			2	100%	2
NORTHEAST FLORIDA HEALTH SERVICES, INC DBA FAMILY HEALTH SOURCE			2	100%	2
MEMORIAL HERMANN CONSOLIDATED LABORATORY SERVICES			2	100%	2
PARKRIDGE MEDICAL CENTER			2	100%	2
OUR LADY OF THE LAKE REGIONAL MEDICAL CENTER			2	100%	2
INN AT LAPOSADA,THE			2	100%	2
Walgreens #9278		2			2
ORMOND BEACH URGENT CARE			2	100%	2
Kroger 328 - The Little Clinic Henderson Road		2			2
THE EDGEWATER AND WATERMAN VILLAGE			2	100%	2
CVS AZ7075POCT CHANDLER		2			2
AFC URGENT CARE CLEVELAND			2	100%	2
UNIVERSITY COMMUNITY HEALTH SERVICES		1	1	50%	2
Life Care Center of Elyria		2			2
VALUE DRUGS BRONXVILLE INC		2			2
The Friendly Home		2			2
Camellia Gardens		2			2
VAULT MEDICAL SERVICES		1	1	50%	2
MINUTECLINIC DIAGNOSTIC MEDICAL		2			2
PM PEDIATRICS OF SELDEN, PLLC		2			2

COVID-19: testing by laboratory

Data through Mar 31, 2021 verified as of Apr 1, 2021 at 09:25 AM

Data in this report are provisional and subject to change.

The numbers in the table below represent the number of Florida and non-Florida residents for whom test results were received by the Department of Health. A person can be tested by more than one laboratory and can have both positive and negative results. **Therefore, the sum of the numbers in each column will be larger than the total number of people tested.**

Reporting lab	Inconclusive	Negative	Positive	Percent positive	Total
GENETIC ASSAYS INC			2	100%	2
PPD CLINICAL RESEARCH UNIT			2	100%	2
BRANDYWYNE HEALTH CARE CENTER			2	100%	2
MINUTECLINIC DIAGNOSTIC PA #7110		2			2
MEDERI CARETENDERS		1	1	50%	2
OAKMONT EAST- GREENVILLE SC, LLC		2			2
NORTH MCALLEN PEDIATRIC CENTER			2	100%	2
BROOKDALE PALM BEACH GARDENS			2	100%	2
TRICORE REFERENCE LABORATORY		1	1	50%	2
BROOKS -TLC HOSPITAL SYSTEM			2	100%	2
WALGREENS #15495		1	1	50%	2
AUSTIN REGIONAL CLINIC MICROBIOLOGY LAB			2	100%	2
MEDEXPRESS URGENT CARE - WEXFORD		2			2
UNITED MEMORIAL MEDICAL CENTER			2	100%	2
BUCKINGHAM PAVILION INC		2			2
Workmens Circle Multicare Center		2			2
CROSSTOWN PHARMACY		2			2
HOME CARE PHARMACY OF PALM COAST INC		2			2
WEST HOUSTON MEDICAL CENTER			2	100%	2
PINELLAS CHD - CLEARWATER		1	1	50%	2
UVA HEALTH SYSTEM MEDICAL LABORATORIES			2	100%	2
BIONIC TECHNOLOGIES CORPORATION			2	100%	2
GREEN POINT RX INC DBA ALTRU CHEMISTS		2			2
ALLEGHENY GENERAL HOSPITAL			2	100%	2
PM PEDIATRICS OF BAYSIDE PLLC - HOPEWELL JUNCTION		2			2
CONWAY MEDICAL CENTER			2	100%	2
CVS MA217POCT TEWKSBURY		2			2
GASTROENTEROLOGY ASSOCIATES			2	100%	2
CLINICAL REFERENCE LABORATORY, INC		2			2
VENETIAN GARDENS		2			2
FLORIDA MEDICAL CLINIC CARDIOLOGY-ZH			2	100%	2
MOBILE COUNTY HEALTH DEPARTMENT		1	1	50%	2
HOUSTON HEALTH DEPARTMENT - BUREAU OF LABORATORY SERVICES			2	100%	2
ATHENA CARE RESOURCES LLC		2			2
EAST CORE LAB			2	100%	2
The Grand Rehabilitation & Nursing Utica		2			2
ASPIRUS RIVERVIEW HOSPITAL & CLINICS INC		1	1	50%	2
RIVERVIEW MEDICAL CLINIC		2			2
SOUTHEAST GEORGIA HEALTH SYSTEM			2	100%	2
NORTHWEST MEDICAL CENTER LABORATORY		2			2
AFC PHYSICIANS OF FLORIDA, PA			2	100%	2
AMERICAN RESEARCH CENTERS OF FLORIDA			2	100%	2
DEVLAB, LLC			2	100%	2
IM&P WELLNES CENTER			2	100%	2
EASTSIDE SPORTS COMPLEX			2	100%	2
MEDEXPRESS URGENT CARE - BROOKHAVEN		2			2
PRONTO URGENT CARE			2	100%	2

COVID-19: testing by laboratory

Data through Mar 31, 2021 verified as of Apr 1, 2021 at 09:25 AM

Data in this report are provisional and subject to change.

The numbers in the table below represent the number of Florida and non-Florida residents for whom test results were received by the Department of Health. A person can be tested by more than one laboratory and can have both positive and negative results. **Therefore, the sum of the numbers in each column will be larger than the total number of people tested.**

Reporting lab	Inconclusive	Negative	Positive	Percent positive	Total
ANNE ARUNDEL MEDICAL CENTER			2	100%	2
NYU LANGONE HUNTINGTON MEDICAL GROUP		2			2
MAJESTIC GUARDIANS			2	100%	2
MEDEXPRESS URGENT CARE, HANOVER		2			2
Crowne Health Care of Greenville		2			2
GALEN BAYLOR EXTENSION		2			2
Iowa Veterans Home		2			2
FLORIDA MENTOR FAULKNER GROUP HOME			2	100%	2
LAWRENCE GENERAL HOSPITAL			2	100%	2
INTEGRATED REGIONAL LABS			2	100%	2
DRR JMC URGENT CARE DONALD ROSS			2	100%	2
Good Samaritan Society Waukon		2			2
ST JOHN'S RIVERSIDE HOSPITAL		2			2
CSS- TWELVE OAKS			2	100%	2
REGIONS HOSPITAL LABORATORY			2	100%	2
LAB CORP OF AMER SAN DIEGO			2	100%	2
WE CARE HOME HEALTH SOLUTIONS LLC			2	100%	2
LAKE SUCCESS EXTENDED CARE		2			2
DUBOIS CONTINUUM OF CARE COMMUNITY INC		2			2
Holiday Retirement Home			2	100%	2
SOUTHEASTERN INSTITUTE OF RESTORATIVE MEDICINE		1	1	50%	2
CVS IN6559POCT AVON		2			2
BENEVA LAKES ASSISTED LIVING CENTER			2	100%	2
JBSA-SAM HOUSTON			2	100%	2
SOMA MEDICAL CENTER P.A. #4			2	100%	2
RAINY LAKE MEDICAL CENTER			2	100%	2
MOUNT SINAI MEDICAL CENTER OF FLORIDA, INC			2	100%	2
BAY CORRECTIONAL AND REHABILITATION FACILITY			2	100%	2
QUEST DIAGNOSTICS INCORPORATED			2	100%	2
NORTHSIDE FAMILY MEDICINE AND URGENT CARE (HOLLY SPRINGS)		2			2
DNA DIAGNOSTICS CENTER		2			2
107TH PLACE GROUP HOME		2			2
SHANDS JACKSONVILLE CLINICAL CENTER		1	1	50%	2
PARKLAND HEALTH & HOSPITAL			2	100%	2
THE CENTER FOR DISCOVERY		2			2
CVS KY2332POCT GEORGETOWN		1	1	50%	2
UHEALTH CARDIOLOGY			2	100%	2
WILLOW CREEK RETIREMENT CENTER		2			2
DAYTON CHILDRENS HOSPITAL LAB			2	100%	2
MINUTECLINIC DIAGNOSTIC, PA #10252		2			2
DOCTOR'S IN-HOUSE LAB/COMMUNITY HEALTH CENTERS OF PINELLAS - JOHNNIE R			2	100%	2
MIDDLE TENN MENTAL HEALTH INSTITUTE		2			2
DELAWARE DIAGNOSTICS LABS			2	100%	2
PRECISION CLINICAL RESEARCH			2	100%	2
MIAMI DADE MEDICAL RESEARCH INSTITUTE			2	100%	2
MEDEXPRESS URGENT CARE - WICHITA, N MAIZE RD		1	1	50%	2
Edinboro Manor		2			2

COVID-19: testing by laboratory

Data through Mar 31, 2021 verified as of Apr 1, 2021 at 09:25 AM

Data in this report are provisional and subject to change.

The numbers in the table below represent the number of Florida and non-Florida residents for whom test results were received by the Department of Health. A person can be tested by more than one laboratory and can have both positive and negative results. **Therefore, the sum of the numbers in each column will be larger than the total number of people tested.**

Reporting lab	Inconclusive	Negative	Positive	Percent positive	Total
Van Wert Manor		2			2
WELLNESS MEDICAL CLINIC			2	100%	2
MADISON HOSPITAL LABORATORY			2	100%	2
WESTMINSTER SUNCOAST			2	100%	2
A G RHODES HOME AT WESLEY WOODS		2			2
UC CORAL GABLES			2	100%	2
Imboden Creek Living Center		2			2
CVS NM7242POCT ALBUQUERQUE		2			2
SUNCOAST BLOOD BANK			2	100%	2
WISCONSIN STATE LABORATORY OF HYGIENE		1	1	50%	2
CVS AZ33POCT TEMPE		2			2
UNIVERSITY OF MIAMI SCCC RESEARCH LABORATORY			2	100%	2
GRACE HEALTHCARE OF LAKE WALES		1	1	50%	2
SIMPLY HEALTHCARE AND WELLNESS CLINIC, PC			2	100%	2
BAPTIST HEALTHCARE - LAKEVIEW CENTER INC		2			2
BAYSHORE MEDICAL CENTER			2	100%	2
CROSSROADS			2	100%	2
MERCY HEALTH LAB		1	1	50%	2
CVS CA9823POCT SACRAMENTO		2			2
UT PATH			2	100%	2
TALLAHASSEE MEMORIAL HEALTHCARE FAMILY MED RESIDENCY			2	100%	2
Kroger 441 - The Little Clinic Middletown		2			2
RAJ K PAI MD PA			2	100%	2
TMH REHABILITATION CENTER		2			2
DOCTORS HOSPITAL OF AUGUSTA		2			2
EXPRESS CARE WALK-IN CLINIC			2	100%	2
NORTH MANATEE HEALTH CARE CENTER			2	100%	2
LIFT HEALTH		2			2
Covington Care Nursing and Rehabilitation		2			2
CHNJ		2			2
HELEN HAYES HOSPITAL LABORATORY		2			2
HEALTH EXPRESS URGENT CARE			2	100%	2
SPECTRUM HEALTH			2	100%	2
LIFETIME FAMILY URGENT CARE			2	100%	2
SANFORD REGIONAL HOSPITAL WORTHINGTON		2			2
VALLEY MEDICAL LABORATORY			2	100%	2
CVS PA10825POCT PLYMOUTH MEETING		2			2
WELLMED AT SOUTH STUART		2			2
CVS OH4327POCT PAINESVILLE		2			2
Kroger 409 - The Little Clinic Hebron Marketplace		1	1	50%	2
MATHER HOSPITAL			2	100%	2
BAYSTATE MEDICAL CENTER		1	1	50%	2
PUBLIX PHARMACY #1092		2			2
CHESTERFIELD HEALTHCARE GROUP, INC		2			2
TANNER MEDICAL CENTER LABORATORY		2			2
Crestwood Nursing Center		1	1	50%	2
OMEGA RESEARCH CONSULTANTS			2	100%	2

COVID-19: testing by laboratory

Data through Mar 31, 2021 verified as of Apr 1, 2021 at 09:25 AM

Data in this report are provisional and subject to change.

The numbers in the table below represent the number of Florida and non-Florida residents for whom test results were received by the Department of Health. A person can be tested by more than one laboratory and can have both positive and negative results. **Therefore, the sum of the numbers in each column will be larger than the total number of people tested.**

Reporting lab	Inconclusive	Negative	Positive	Percent positive	Total
TRINITAS REGIONAL MEDICAL CENTER		1	1	50%	2
KIVA AT MOUNT DORA			2	100%	2
Durham VAMC		2			2
SCIENTIFIC LABORATORY COMPANY		2			2
SHELL POINT HOME HEALTH			2	100%	2
RAPID MD			2	100%	2
AMERICAN MEDICAL LABORATORIES			2	100%	2
PALMETTO FAMILY HEALTH CENTER			2	100%	2
ADVANCED MEDICAL OF FLORIDA			2	100%	2
MAIN STREET MEDICAL CENTERS		2			2
SANTA ROSA COUNTY HEALTH DEPARTMENT			2	100%	2
VA CBOC			2	100%	2
ManorCare Rehab Center of Marietta		2			2
DIVERSE MEDICAL CARE LLC			2	100%	2
WALKONCLINIC			2	100%	2
Providence of Sparta Health and Rehabilitation		2			2
ORLANDO COVID TEST , LLC		1	1	50%	2
OELWEIN HEALTH CARE CENTER		2			2
COLONIAL VILLA GOOD SAMARITAN CENTER		2			2
Garden Isle Healthcare and Rehabilitation Center		2			2
CRUC CMCH-COVID-19		2			2
HUMILITY OF MARY HEALTH PARTNERS			2	100%	2
CAREWELL JW - WORCESTER LNC			2	100%	2
ADVENTHEALTH CENTRA CARE POINCIANA			2	100%	2
BAYLOR SCOTT & WHITE COMPREHENSIVE WOUND			2	100%	2
BOND COMMUNITY HEALTH CENTER			2	100%	2
MOORE CLINICAL RESEARCH INC			2	100%	2
BROOKDALE ALTAMONTE SPRINGS			2	100%	2
ACCESS MEDICAL GROUP OF TAMPA II, INC		2			2
MEDICAL CENTER, THE		2			2
SIGNATURE CARE LEWISVILLE-EMERGENCY CENTER		1	1	50%	2
CVS MA1877POCT NORTON		2			2
HANOVER ENDOSCOPY CENTER		2			2
Robert Cranfield			2	100%	2
YOUTH AND YOU, INC		2			2
GIGI WOOD DAVIS DO-FAMILY MEDICINE		2			2
University Plaza Rehabilitation and Nursing			2	100%	2
Manorcare Health Services West Reading North		2			2
REHOBOTH MCKINLEY CHRISTIAN HOSPITAL		2			2
AHC Forest cove		2			2
MIDLAND MEMORIAL HOSPITAL			2	100%	2
JASPER MEMORIAL HOSPITAL		1	1	50%	2
Manor At Perrysburg		2			2
FLORIDA COMMUNITY HEALTH CENTERS, INC.			2	100%	2
GILA REGIONAL MEDICAL CENTER		2			2
ROYAL OAK MEDICAL CENTER LLC DBA CHARACTER FAMILY			2	100%	2
ARLINGTON DIALYSIS CENTER LLC		2			2

COVID-19: testing by laboratory

Data through Mar 31, 2021 verified as of Apr 1, 2021 at 09:25 AM

Data in this report are provisional and subject to change.

The numbers in the table below represent the number of Florida and non-Florida residents for whom test results were received by the Department of Health. A person can be tested by more than one laboratory and can have both positive and negative results. **Therefore, the sum of the numbers in each column will be larger than the total number of people tested.**

Reporting lab	Inconclusive	Negative	Positive	Percent positive	Total
Kroger 667 - The Little Clinic Litchfield Park		2			2
CVS MA1179POCT HUDSON		1	1	50%	2
MEDEXPRESS URGENT CARE - BRIDGEVILLE		2			2
BAPTIST HOSPITAL LABORATORY			2	100%	2
Cottage of the Shoals		2			2
SAWGRASS PEDIATRIC PARTNERS LLC			2	100%	2
REELFOOT FAMILY WALK IN CLINIC - TIPT		2			2
FALCON HEALTH CENTER			2	100%	2
ADVENTHEALTH IMAGING PARTIN SETTLEMENT			2	100%	2
ROUTE 16 PHARMACY LLC DBA HOLLAND PHAR		2			2
HOME ACCESS HEALTH			2	100%	2
CVS AZ9290POCT PHOENIX		2			2
Tuscola County Medical Care Community		2			2
CVS CA9485POCT MISSION VIEJO		2			2
DEPT OF HEALTH			2	100%	2
CVS M08581POCT BLUE SPRINGS		1	1	50%	2
FLORIDA DEPARTMENT OF HEALTH (FDOH)			2	100%	2
WEAKLEY COUNTY REHAB AND NURSING CENTER		2			2
HARRINGTON PARK HEALTH AND REHAB		2			2
FLORIDA MEDICAL ASSOCIATES		2			2
VAULT HEALTH			2	100%	2
POMERENE HOSPITAL			2	100%	2
POPLAR HEALTHCARE			2	100%	2
HEALTH PARTNERS REGIONAL HOSPITAL			2	100%	2
GULF COAST MEDICAL CENTER RESPIRATORY CARE			2	100%	2
UHEALTH CORAL SPRINGS			2	100%	2
THE HOSPITAL OF PROVIDENCE EMERGENCY ROOM			2	100%	2
SOUTHERN SURGICAL ARTS		2			2
BOSTON PUBLIC HEALTH COMMISSION			2	100%	2
CROSSROADS URGENT CARE DBA URGENT TEA		2			2
PATIENT FIRST MEDICAL CENTER-CARYTOWN			2	100%	2
WELLSTAR WEST GEORGIA MEDICAL CENTER		2			2
COMPLETE HEALTH MEDICAL CENTER			2	100%	2
Virginia Gay Nursing and Rehab		2			2
THE CLUB AT BOYNTON BEACH, LLC			2	100%	2
MEDPOST - NORTH DALLAS			2	100%	2
MEMORIAL HERMANN			2	100%	2
PALOS COMMUNITY HOSPITAL LABORATORY			2	100%	2
DASCENA LAB			2	100%	2
RAPID URGENT CARE - ALBANY			2	100%	2
NEW BRIDGE MEDICAL CENTER		2			2
PREVENTIVE HEALTH PARTNERS I L S C		2			2
AL MANI HEALTH INSTUTUTE		2			2
AGILE URGENT CARE			2	100%	2
BRENTWOOD AT FORE RANCH			2	100%	2
NORTH COUNTRY FAMILY HEALTH CENTER INC		2			2
STAGES OF LIFE MEDICAL INSTITUTE			2	100%	2

COVID-19: testing by laboratory

Data through Mar 31, 2021 verified as of Apr 1, 2021 at 09:25 AM

Data in this report are provisional and subject to change.

The numbers in the table below represent the number of Florida and non-Florida residents for whom test results were received by the Department of Health. A person can be tested by more than one laboratory and can have both positive and negative results. **Therefore, the sum of the numbers in each column will be larger than the total number of people tested.**

Reporting lab	Inconclusive	Negative	Positive	Percent positive	Total
HOPE HEALTH & WELLNESS		2			2
SUMMIT URGENT CARE PS			2	100%	2
Kroger 020 - The Little Clinic Wheat Ridge		2			2
PALM BEACH DIABETES & ENDOCRINE SPECIALISTS PA			2	100%	2
RENFREW CENTERS INC		2			2
ADVENTHEALTH EAST ORLANDO EMPLOYEE CLINIC		2			2
Lynwood		2			2
MASSENA HOSPITAL LABORATORY		2			2
MEDEXPRESS URGENT CARE - LAWRENCE		2			2
HOLY FAMILY MEDICAL CENTER		1	1	50%	2
Kroger 596 - The Little Clinic Brentwood		2			2
DOCTORS MEDICAL CTR OF WALTON COUNTY			2	100%	2
441 URGENT CARE-MULBERRY			2	100%	2
FKC AMELIA ISLAND DIALYSIS			2	100%	2
ONE MEDICAL GROUP		1	1	50%	2
TRUE HEALTH INC			2	100%	2
SENECA HEALTH CARE CENTER		2			2
MARCO ISLAND HOSPITAL INC D/B/A		1	1	50%	2
NEW YORK PSYCHIATRIC INSTITUTE		2			2
First Care Living Center/Essentia Health			2	100%	2
LILY PHARMACY		2			2
MED-LAKE LABORATORY, LLC			2	100%	2
MINUTECLINIC DIAGNOSTIC OF OHIO #6192		2			2
CVS M05724POCT KANSAS CITY		2			2
EDGEWATER RETIREMENT MANOR			2	100%	2
VILLAGES HEALTH SYSTEM, LLC, THE			2	100%	2
STATCARE URGENT AND WALK-IN			2	100%	2
FLORIDA MEDICAL CLINIC, LLC			2	100%	2
FLORIDA DEPARTMENT OF HEALTH IN ESCAMBIA COUNTY		1	1	50%	2
PRIMARY CARE SERVICES AT EDGEWATER		2			2
GARDENS PEDIATRICS			2	100%	2
EXCEL URGENT CARE OF PARAMUS LLC		2			2
KEY WEST HMA PHYSICIAN MANAGEMENT, LLC			2	100%	2
AZALEA HEALTH AND REHABILITATION		2			2
ONTARIO COUNTY PUBLIC HEALTH		2			2
Colonial Manor Nursing and Rehabilitation Center		2			2
WALGREENS #10264		2			2
GERM BUSTERS 911 LLC			2	100%	2
PREMIER MEDICAL LABORATORY			2	100%	2
Church Creek SNF			2	100%	2
St. Luke's Care Center		2			2
DALLAS MEDICAL CENTER			2	100%	2
CVS OH3980POCT KENT		2			2
ACKERMAN CANCER CENTER		2			2
THE DOCTOR'S OFFICE OF WEST CALDWELL		2			2
Alden Terrace of McHenry			2	100%	2
CVS MA137POCT QUINCY		2			2

COVID-19: testing by laboratory

Data through Mar 31, 2021 verified as of Apr 1, 2021 at 09:25 AM

Data in this report are provisional and subject to change.

The numbers in the table below represent the number of Florida and non-Florida residents for whom test results were received by the Department of Health. A person can be tested by more than one laboratory and can have both positive and negative results. **Therefore, the sum of the numbers in each column will be larger than the total number of people tested.**

Reporting lab	Inconclusive	Negative	Positive	Percent positive	Total
PLASMA MED RESEARCH DBA		2			2
Kroger 127 - The Little Clinic Lakewood-Alameda		2			2
FLORIDA MEDICAL CLINIC RADIOLOGY DALE MABRY		2			2
BAPTIST HOSPITAL PRIMARY CARE GULF BREEZE			2	100%	2
AFC URGENT CARE GUNBARREL			2	100%	2
PM PEDIATRICS OF BAYSIDE, PLLC - RIVE		2			2
Absolut Care at Three Rivers		2			2
LEHIGH MEDICAL AND RESEARCH CENTER, INC			2	100%	2
BAPTIST HOSPITAL OF MIAMI MCI BROWARD LABORATORY			2	100%	2
PIEDMONT WALTON HOSPITAL		2			2
EASTERN NIAGARA HOSPITAL		2			2
ACCESS MEDICAL GROUP OF FLORIDA CITY			2	100%	2
KAISER SUNNYSIDE MEDICAL CTR LAB		2			2
NEWTON MEMORIAL HOSPITAL		2			2
FHCP ASC - ORANGE CITY			2	100%	2
EVERYBODY'S FAMILY CLINIC		2			2
SANITAS LAUDERDALE LAKES			2	100%	2
PLANT CITY FAMILY CARE		2			2
CVS MA2125POCT NATICK		1	1	50%	2
ACN PHYSICIANS GROUP CORP			2	100%	2
PEACE OF MIND REHAB CENTER		2			2
Kroger 686 - The Little Clinic Farragut		2			2
CEDARS-SINAI MEDICAL CENTER			2	100%	2
WHITESANDS OUTPATIENT TREATMENT		2			2
NORTH OKALOOSA PHYSICIAN GRP - WALK IN CLINIC			2	100%	2
HEALTH & REHAB CTR AT DOLPHINS VIEW, THE			2	100%	2
WALGREENS NO 10512		1	1	50%	2
VITAL CARE CLINIC, LLC			2	100%	2
NAVAL MEDICAL CENTER			2	100%	2
Kroger 130 - The Little Clinic Colorado Springs		2			2
FLAGLER PROFESSIONAL HEALTH CAE SERVICES INC		2			2
SOUTHERN TENNESSEE MEDICAL CENTER			2	100%	2
SOMA MEDICAL CENTER PA #3 GREENACRES			2	100%	2
COX HEALTH SOUTH LAB		1	1	50%	2
MEDEXPRESS URGEN CARE - EAST BRUNSWICK		2			2
SUMMERFIELD RETIREMENT LIVING, INC			2	100%	2
BUFFALO CROSSINGS HEALTHCARE AND REHABILITATION CENTER			2	100%	2
FLORIDA CLINICAL LABORATORY INC			2	100%	2
THE RIM URGENT CARE			2	100%	2
RUST MEDICAL CENTER		2			2
CORTLAND PARK REHABILITATION AND NURSING CENTER		1	1	50%	2
LOWELL GENERAL HOSPITAL			2	100%	2
DELRAY BEACH HEALTH CENTER			2	100%	2
BAPTIST HEALTH LEXINGTON			2	100%	2
ST. VINCENT HOSPITAL			2	100%	2
HAMILTON MEDICAL CENTER LABORATORY			2	100%	2
RIVER CITY MEDICAL ASSOCIATES, INC			2	100%	2

COVID-19: testing by laboratory

Data through Mar 31, 2021 verified as of Apr 1, 2021 at 09:25 AM

Data in this report are provisional and subject to change.

The numbers in the table below represent the number of Florida and non-Florida residents for whom test results were received by the Department of Health. A person can be tested by more than one laboratory and can have both positive and negative results. **Therefore, the sum of the numbers in each column will be larger than the total number of people tested.**

Reporting lab	Inconclusive	Negative	Positive	Percent positive	Total
CVS MA41POCT TAUNTON		2			2
CVS MA969POCT PALMER		2			2
JUPITER PEDIATRIC ASSOCIATES, PA		1	1	50%	2
Beecher Manor Nursing and Rehabilitation Center		2			2
WALK IN MEDICAL URGENT CARE PC		2			2
TLC MEDICAL			2	100%	2
Delaware Court Healthcare Center		2			2
PruittHealth Lakehaven		2			2
GOLISANO PEDIATRICS PORT CHARLOTTE HARBOR		2			2
EXCELTOX LABORATORIES LLC		2			2
CITRUS DERMATOLOGY			2	100%	2
HPH HOME CARE		1	1	50%	2
LONG, SARAH		1	1	50%	2
Kroger 619 - The Little Clinic Hendersonville Indian Lake		2			2
MISSION HOSPITAL REGIONAL MEDICAL CENTER			2	100%	2
MD NOW URGENT CARE CENTER INC.			2	100%	2
Kroger 426 - The Little Clinic Suwanee		2			2
The Suites at Western Home Communities		2			2
WillowBrooke Court at Southampton Estates		2			2
JULIE STAATS DO		2			2
CONEMAUGH MEMORIAL MEDICAL CENTER		2			2
CVS TX19POCT SPRING		2			2
MEDEXPRESS URGENT CARE-SALINA, S 9TH ST		2			2
ANDERSON COUNTY HOSPITAL			2	100%	2
UF KANAPAHA LAB BEAKER		2			2
Jersey City Medical Center		2			2
CARE 365			2	100%	2
PRIMACARE MEDICAL LAKEWOOD			2	100%	2
SALEM VAMC		2			2
WURLAND NURSING AND REHABILITATION, L		2			2
SOUTH DAKOTA DEPARTMENT OF HEALTH		2			2
Avanti Wellness and Rehab			2	100%	2
Cortland Acres Association		2			2
GRANDVIEW COLLEGE STUDENT HEALTH CENTE		2			2
MEDEXPRESS URGENT CARE - RUNNEMEDE		1	1	50%	2
HCA HOUSTON ER 24/7			2	100%	2
WASHINGTON STATE DEPARTMENT OF HEALTH PUBLIC HEALTH LABORATORIES			2	100%	2
VELOCITY URGENT CARE			2	100%	2
URGENT CARE AND SURGERY CENTER			2	100%	2
EMORY CRAWFORD LONG HOSPITAL			2	100%	2
PUBLIX PHARMACY #1048		2			2
Heartland Healthcare Center Boca Raton			2	100%	2
SOUTHCARE PHARMACY INC			2	100%	2
MAWD PATHOLOGY GROUP			2	100%	2
NORTHSIDE FAMILY MEDICINE AND URGENT CARE (CUMMING)		2			2
CVS IN6555POCT BROWNSBURG		2			2
UWMC MONTLAKE DEPT OF LAB MED			2	100%	2

COVID-19: testing by laboratory

Data through Mar 31, 2021 verified as of Apr 1, 2021 at 09:25 AM

Data in this report are provisional and subject to change.

The numbers in the table below represent the number of Florida and non-Florida residents for whom test results were received by the Department of Health. A person can be tested by more than one laboratory and can have both positive and negative results. **Therefore, the sum of the numbers in each column will be larger than the total number of people tested.**

Reporting lab	Inconclusive	Negative	Positive	Percent positive	Total
MEDEXPRESS URGENT CARE - SPRINGFIELD, COOLEY ST		2			2
CARE NOW DENTON			2	100%	2
MEDEXPRESS URGENT CARE - MYLAN			2	100%	2
MEDEXPRESS URGENT CARE - SPRINGDALE, S 40TH STREET		2			2
JACKSON LABORATORY OF GENOMIC MEDICINE		2			2
STARR COUNTY MEMORIAL HOSPITAL			2	100%	2
WyndRidge Health & Rehabilitation		2			2
ADVENT HEALTH CENTRAL TEXAS		1	1	50%	2
THOMASVILLE REGIONAL MEDICAL CENTER		2			2
SYLVAN NURSING			2	100%	2
ST LUKES HOSPITAL			2	100%	2
CVS NH6596POCT HAMPTON		2			2
Chatham Nursing and Rehab Center		2			2
TMH PHYSICIAN PARTNERS MONTICELLO		1	1	50%	2
MEDEXPRESS URGENT CARE - OMAHA N 72 ST		2			2
SOUTHERN BREEZE HEALTHCARE		1	1	50%	2
CITY OF NEW YORK DEPARTMENT OF HEALTH			2	100%	2
Bethel Lutheran Home		2			2
SPRINGHILL SENIOR RESIDENCE		2			2
SIGNAL DIAGNOSTICS DBA FLOWHEALTH LABS			2	100%	2
BLOSSOMS ASSISTED LIVING 1 LLC			2	100%	2
CHRISTUS SPOHN HOSPITAL			2	100%	2
CVS AZ5892POCT LAVEEN		2			2
UNIVERSTIY OF ILLINOIS HOSPITAL			2	100%	2
HACKENSACK MERIDIAN URGENT CARE, PC		2			2
FRASER MEMORIAL HOSPITAL		1	1	50%	2
CORE OCCUPATIONAL RESOURCES, LLC			2	100%	2
Beth Sholom Home of Eastern Virginia		1	1	50%	2
The Palms Nursing and Rehabilitation		1	1	50%	2
COASTAL MEDICAL LAB			2	100%	2
RAPID RESULT CORP LLC		1	1	50%	2
MERCY CONVENIENT CARE			2	100%	2
CATSKILL REGIONAL MEDICAL CENTER		2			2
MAYO CLINIC COUMADIN CLINIC LABORATORY		1	1	50%	2
LABTOX LABORATORIES			2	100%	2
MAYO CLINIC GROUP PRACTICE LABORATORY			2	100%	2
ASCENSION ST VINCENT'S RIVERSIDE			2	100%	2
SCDHEC BUREAU OF LABORATORIES			2	100%	2
OSF SAINT FRANCIS MEDICAL CENTER			2	100%	2
SWEETWATER NURSING CENTER		2			2
Cedar Valley Nursing & Rehab Center		2			2
MINUTECLINIC #1773		2			2
MID-FLORIDA HEMATOLOGY AND ONCOLOGY CENTERS		2			2
UPSON REGIONAL MEDICAL CENTER		1	1	50%	2
GOOD SAMARITAN HOSPITAL		1	1	50%	2
EMORY JOHNS CREEK HOSPITAL		2			2
UTMB PATHOLOGY CLINICAL SERVICES LABORATORY			2	100%	2

COVID-19: testing by laboratory

Data through Mar 31, 2021 verified as of Apr 1, 2021 at 09:25 AM

Data in this report are provisional and subject to change.

The numbers in the table below represent the number of Florida and non-Florida residents for whom test results were received by the Department of Health. A person can be tested by more than one laboratory and can have both positive and negative results. **Therefore, the sum of the numbers in each column will be larger than the total number of people tested.**

Reporting lab	Inconclusive	Negative	Positive	Percent positive	Total
LINIL VISITING NURSES, INC		2			2
ALBUQUERQUE - AMG SPECIALTY HOSPITAL		2			2
CITRUS PARK			2	100%	2
HAWAII DEPARTMENT OF HEALTH			2	100%	2
MASSACHUSETTS DEPARTMENT OF HEALTH			2	100%	2
MAURY REGIONAL MEDICAL CENTER		2			2
PTC LABORATORIES			2	100%	2
Lenawee Medical Care Facility		2			2
RICHICHI FAMILY HEALTH			2	100%	2
FLORIDA PRIMARY CARE CENTER PA		2			2
TENNESSEE VALLEY HCS			2	100%	2
NORTHSIDE HOSPITAL DULUTH		1	1	50%	2
Kroger 096 - The Little Clinic Orchard and Holly		2			2
SOUTHSIDE FAMILY MEDICAL		2			2
PALM WEST INTERNIST PA			2	100%	2
ADVANCED FOOT AND ANKLE OF INDIAN RIVER		2			2
CVS NJ2508POCT MANALAPAN		2			2
NYUMC CLINICAL LABORATORIES			2	100%	2
SAFE PMC		2			2
A+ URGENT/PRIMARY CARE			2	100%	2
NORTH DAKOTA VETERANS HOME		2			2
NEMOURS CHILDRENS PRIMARY CARE			2	100%	2
SWEDISH COVENANT HOSPITAL			2	100%	2
CPL LABS			2	100%	2
Kroger 853 - The Little Clinic East Broad Street		2			2
U OF MIAMI MILLER SCHOOL OF MEDICINE			2	100%	2
NEMOURS CHILDREN'S PRIMARY CARE OF VERO BEACH			2	100%	2
JOHN D. ARCHBOLD MEM. HOSPITAL			2	100%	2
JORDAN VALLEY MEDICAL CENTER			2	100%	2
CVS NC3514POCT STANLEY		2			2
JEFFERSON WASHINGTON TOWNSHIP HOSPITAL		2			2
JMC TALLAHASSEE, LLC			2	100%	2
Kroger 549 - The Little Clinic Clinton Highway		2			2
Kroger 647 - The Little Clinic Newnan Crossings		1	1	50%	2
DURAND SENIOR CARE & REHAB CENTER		2			2
CATHOLIC HEALTH LABORATORY SERVICES		2			2
GOLDSTEIN			2	100%	2
THE WINDSOR ORTEGA		2			2
Walgreens #10207		2			2
CVS SC7567POCT BOILING SPRINGS		1	1	50%	2
CHAPPEL GROUP RESEARCH, THE		2			2
TENNESSEE DEPARTMENT OF HEALTH (TDH) - REGIONAL LABORATORY			2	100%	2
MEDEXPRESS URGENT CARE - CEDAR KNOLLS		2			2
MORRISTOWN MEMORIAL HOSPITAL		2			2
CARE ATC SUN HYDRAULICS TALLAVAST			2	100%	2
UT AUSTIN UNIVERSITY HEALTH SERVICES			2	100%	2
SHELBYVILLE HOSPITAL COMPANY		2			2

COVID-19: testing by laboratory

Data through Mar 31, 2021 verified as of Apr 1, 2021 at 09:25 AM

Data in this report are provisional and subject to change.

The numbers in the table below represent the number of Florida and non-Florida residents for whom test results were received by the Department of Health. A person can be tested by more than one laboratory and can have both positive and negative results. **Therefore, the sum of the numbers in each column will be larger than the total number of people tested.**

Reporting lab	Inconclusive	Negative	Positive	Percent positive	Total
CVS HEALTH, #5962		2			2
MARLBORO URGENT CARE		2			2
MD NOW URGENT CARE MEDICAL CENTERS INC			2	100%	2
Manor Care-Kingston Court of York PA, LLC		2			2
SARASOTA MEMORIAL MEDICAL URGENT CARE CENTER			2	100%	2
ST. JOSEPH REGIONAL MEDICAL CENTER			2	100%	2
WAKULLA URGENT CARE & DIAGNOSTIC			2	100%	2
FASTCARE LLC			2	100%	2
NEMOURS CHILDREN'S URGENT CARE LAKE NONA			2	100%	2
MIDDLEBURG PEDIATRICS			2	100%	2
Walgreens #19019		2			2
UNIVERSITY OF MIAMI HOSPITALS & CLINIC			2	100%	2
MYKIDZMD PEDIATRICS PLLC		2			2
Eugene J. Towbin Healthcare Center		2			2
MEDEXPRESS URGENT CARE - SOUTH CHARLESTON		2			2
KANSAS CITY VA MEDICAL CENTER			2	100%	2
VETERANS AFFAIRS MEDICAL CENTER - GREATER LOS ANGELES			2	100%	2
MEDICAL CENTER LABORATORY			2	100%	2
Providence VAMC		2			2
MERCY HEALTH			2	100%	2
LIFESPRING COMMUNITY HEALTH		2			2
DUKE HEALTH REGIONAL HOSPITAL			2	100%	2
CLEVELAND CLINIC FLORIDA LABORATORY			2	100%	2
AMICUS MEDICAL CENTER LLC			2	100%	2
GINKGO-IXLAYER		2			2
WillowBrooke Court at Westminster Village		2			2
UMASS MEMORIAL MEDICAL CENTER, INC		1	1	50%	2
MEMORIAL HOSPITAL WEST			2	100%	2
CENTRAL ARKANSAS VETERANS HEALTHCARE SYSTEM - VETERANS AFFAIRS			2	100%	2
FEDERAL CORRECTIONAL INSTITUTION MARIANNA			2	100%	2
SPRINGFIELD HOSPITAL LABORATORY			2	100%	2
TGH Brandon Healthplex Laboratory			2	100%	2
MARCO ISLAND MEDICAL CENTER			2	100%	2
Buena Vista Care Center		2			2
UNIVERSITY OF MN MEDICAL CENTER EAST CAMPUS			2	100%	2
MEDLOGIC, LLC		2			2
MINUTECLINIC DIAGNOSTIC, PA		2			2
TEXAS REGIONAL ASTHMA & ALLERGY CENTER			2	100%	2
OPTUM PRIMARY CARE		1	1	50%	2
FL DEPT OF HEALTH MARION COUNTY MOBILE HEALTH UNIT			2	100%	2
NATIONAL JEWISH HEALTH			2	100%	2
AMEDISYS HOME HEALTH OF GREENVILLE			2	100%	2
BIOHEALTH MEDICAL LAB INC			2	100%	2
PT&J REHAB LLC		1	1	50%	2
BAYCARE OUTREACH LAB			2	100%	2
ELMHURST MEMORIAL HOSPITAL			2	100%	2
HEALTH GROUP CENTER INC			2	100%	2

COVID-19: testing by laboratory

Data through Mar 31, 2021 verified as of Apr 1, 2021 at 09:25 AM

Data in this report are provisional and subject to change.

The numbers in the table below represent the number of Florida and non-Florida residents for whom test results were received by the Department of Health. A person can be tested by more than one laboratory and can have both positive and negative results. **Therefore, the sum of the numbers in each column will be larger than the total number of people tested.**

Reporting lab	Inconclusive	Negative	Positive	Percent positive	Total
PEACE RIVER MEDICAL CENTER		2			2
The Laurels of Hendersonville		2			2
MEMORIAL HEALTH SYSTEM		1	1	50%	2
BERGEN COUNTY SURGICAL AND ENDOSCOPY CENTER		2			2
EXPRESS PHARMACY INC		1	1	50%	2
BLUEWATER TOXICOLOGY			2	100%	2
ATLAS GENOMICS			2	100%	2
LEGACY LABORATORY SERVICES			2	100%	2
MEASE MANOR MEMORY CARE		2			2
NEW YORK CITY CENTRAL COVID			2	100%	2
Iron County Medical Care Facility		2			2
Waycross Health and Rehabilitation		2			2
BAPTIST HOSPITAL INTERNAL MEDICINE GULF BREEZE			2	100%	2
CVS OH6185POCT PICKERINGTON		2			2
ASANTE ROGUE REGIONAL MEDICAL CENTER L		2			2
UNIVERSITY OF MISSOURI HEALTH CARE			2	100%	2
MINUTECLINIC DIAGNOSTIC OF KANSAS, PC		2			2
GOUVERNEUR HOSPITAL LABORATORY		2			2
IP BOISE 1		1	1	50%	2
WILSON MEMORIAL HOSPITAL			2	100%	2
PEACEHEALTH CENTRAL		2			2
MAGNOLIA ADULT, LLC			2	100%	2
John L. McClellan Memorial Veterans Hospital		2			2
Jackson Health Care Facility			2	100%	2
MELBOURNE URGENT CARE			2	100%	2
MEMORIAL HERMANN HOSPITAL			2	100%	2
Medilodge of Monroe		2			2
PANCARE HEALTH - SNEADS ELEMENTARY			2	100%	2
RAPID MEDLAB (004MO)		2			2
C19 LABS			2	100%	2
OPTUM FLORIDA		2			2
CQUENTIA NGS, LLC			2	100%	2
Cooperstown Center for Nursing and Rehabillitation		2			2
DR. G'S URGENT CARE			2	100%	2
FLORIDA DEPARTMENT OF HEALTH PINELLAS COUNTY-			2	100%	2
SHERIDAN AT HOBE SOUND, THE			2	100%	2
BEAUFORT MEMORIAL			2	100%	2
AFC/DOCTORS EXPRESS NORTH BERGEN		2			2
OLYMPUS HEALTH AND PERFORMANCE			2	100%	2
CVS NV8784POCT LAS VEGAS		1	1	50%	2
Kroger 672 - The Little Clinic Bill Kennedy & Glenwood		2			2
FIRST CHOICE MEDICAL PC			2	100%	2
Lake Charles Healthcare LLC dba Landmark Lake Charles			2	100%	2
OCALA REGIONAL KIDNEY CENTER-WEST			2	100%	2
MINUTECLINIC DIAG OF IND, LLC #6908		2			2
NEIGHBORCARE PHARMACY SERVICES		2			2
MINUTECLINIC DIAG OF IND, LLC #4368		2			2

COVID-19: testing by laboratory

Data through Mar 31, 2021 verified as of Apr 1, 2021 at 09:25 AM

Data in this report are provisional and subject to change.

The numbers in the table below represent the number of Florida and non-Florida residents for whom test results were received by the Department of Health. A person can be tested by more than one laboratory and can have both positive and negative results. **Therefore, the sum of the numbers in each column will be larger than the total number of people tested.**

Reporting lab	Inconclusive	Negative	Positive	Percent positive	Total
Timber Ridge Health Care Center			2	100%	2
RDX BIOSCIENCE INC			2	100%	2
FLORIDA SCHOOL FOR THE DEAF & BLIND			2	100%	2
SUNSHINE PHARMACY		2			2
GEISINGER MEDICAL CENTER		2			2
HCR MANOR CARE SERVICES OF FLORIDA III INC		2			2
DEKALB MEDICAL CENTER LABORATORY			2	100%	2
Kroger 519 - The Little Clinic Georgesville Square		2			2
ST. MARY'S MEDICAL CENTER EVANSVILLE, INC			2	100%	2
PIEDMONT HENRY HOSPITAL, INC		2			2
STUART SURGERY CENTER, LLC			2	100%	2
SPRINGS MEDICAL LAB		1	1	50%	2
OAKBRIDGE TERRACE AT SAE			2	100%	2
ST JOSEPH'S HOSPITAL INC			2	100%	2
TWIN LAKES REHAB & HEALTHCARE		2			2
WARE EXPRESS CARE			2	100%	2
MARYWOOD NURSING CARE CENTER		2			2
INSPIRIT SENIOR LIVING			2	100%	2
Macon Valley Nursing and Rehabilitation Center		2			2
SUNNYSIDE MANOR		2			2
ADVENTHEALTH MEDICAL GROUP FAMILY AND INTERNAL		1	1	50%	2
Luther Acres Manor		2			2
EASTLAKE MEDICAL CENTER		2			2
DOCTORS CARE OF PALM COAST			2	100%	2
CVS MINUTE CLINIC #5836		2			2
SPECTRA EAST INC		1	1	50%	2
FLORIDA MEDICAL CLINIC IM LUTz			2	100%	2
Riverside Nursing & Rehabilitation Center		1			1
ELLCOTT CENTER FOR REHABILITATION AND		1			1
WELLINGTON WEST 100176			1	100%	1
BOND COUNTY HEALTH DEPARTMENT			1	100%	1
LONESTAR 24HRER MANAGEMENT LLC DBA LONESTAR 24HRER			1	100%	1
ORMC-ARDEN/EOI			1	100%	1
ERIE COUNTY EMERGENCY SERVICES DIV OF		1			1
Melbourne Terrace Rehabilitation Center			1	100%	1
RIVERTON CBOC			1	100%	1
ASCENSION ST VINCENT'S - WESTSIDE			1	100%	1
Louis Stokes Cleveland VA - Midtown Dialysis Center		1			1
HAMPTON VAMC		1			1
PENROSE HOSPITAL			1	100%	1
GADSDEN FAMILY PRACTICE		1			1
COLOMBO'S PHARMACY		1			1
The Carrington		1			1
SIGNATURE CARE MIDLAND			1	100%	1
SOUTH DADE NURSING & REHABILITATION CENTER			1	100%	1
LAB PLUS, LLC AT ASCENSION SAINT THOMA		1			1
SC-GA2018 SIMPSONVILLE REHABILITATION		1			1

COVID-19: testing by laboratory

Data through Mar 31, 2021 verified as of Apr 1, 2021 at 09:25 AM

Data in this report are provisional and subject to change.

The numbers in the table below represent the number of Florida and non-Florida residents for whom test results were received by the Department of Health. A person can be tested by more than one laboratory and can have both positive and negative results. **Therefore, the sum of the numbers in each column will be larger than the total number of people tested.**

Reporting lab	Inconclusive	Negative	Positive	Percent positive	Total
TAMPA HEALTH CARE PROVIDERS PA		1			1
Strasburg Care Center		1			1
GWINNETT MEDICAL CENTER			1	100%	1
MAINE HEALTH AND ENVIRONMENTAL TESTING LABORATORY			1	100%	1
CLEVELAND HEARTLAB			1	100%	1
SUN CITY DIAGNOSTIC CENTER			1	100%	1
CYPRESS CREEK DIALYSIS CTR			1	100%	1
SJMC PHYSICIAN SERVICES			1	100%	1
Kroger 539 - The Little Clinic Memorial Blvd.		1			1
MEDEXPRESS URGENT CARE - ROCKAWAY		1			1
CARESPOT EXPRESS HEALTHCARE BOYNTON BEACH			1	100%	1
BAPTIST HEALTH EXPRESS CARE			1	100%	1
NIHCC			1	100%	1
ABBOTT LABORATORIES - OCCUPATIONAL HEALTH SERVICES			1	100%	1
Walgreens #5065		1			1
JEFFREY A HIRSCHFIELD, MD PA			1	100%	1
ONSLOW COUNTY HEALTH DEPARTMENT			1	100%	1
Wedgewood Manor		1			1
NHLS			1	100%	1
ANDREWS			1	100%	1
Greene Meadows Nursing and Rehabilitation Center		1			1
Wilkes-Barre VAMC		1			1
IMA MEDICAL CENTER OF SOUTH WEST ORLANDO			1	100%	1
CVS CA9751POCT AGOURA		1			1
BOND & STEELE CLINIC, PA			1	100%	1
Central Alabama Veterans HCS - East Campus		1			1
Walgreens #9121		1			1
Cerenity Senior Care-White Bear Lake		1			1
UT HEALTH RGV CLINICAL LABORATORY			1	100%	1
INTEGRIS SEMINOLE EMERGENCY DEPT			1	100%	1
LSU MEDICAL CENTER			1	100%	1
HHCS PHARMACY INC			1	100%	1
MD NOW MEDICAL CENTERS, INC			1	100%	1
SUN LABORATORY SERVICES,INC			1	100%	1
LAKE REGIONAL HEALTH			1	100%	1
Hillside Rehab and Care Center			1	100%	1
Waycross VA CBOC		1			1
Kroger 779 - The Little Clinic Georgetown		1			1
Good Samaritan Society-Atkinson		1			1
NAVARRO MEDICAL CENTERS LLC			1	100%	1
BOLLES SCHOOL, THE			1	100%	1
MOSOLF PEDIATRICS PA			1	100%	1
ADVANCE GASTROENTEROLOGY			1	100%	1
JOHN MANCHIN SR HEALTH CARE CENTER		1			1
Piedmont Crossing		1			1
CURA LABORATORY SERVICES			1	100%	1
CHILDRENS HEALTHCARE CTE OF NORTHERN		1			1

COVID-19: testing by laboratory

Data through Mar 31, 2021 verified as of Apr 1, 2021 at 09:25 AM

Data in this report are provisional and subject to change.

The numbers in the table below represent the number of Florida and non-Florida residents for whom test results were received by the Department of Health. A person can be tested by more than one laboratory and can have both positive and negative results. **Therefore, the sum of the numbers in each column will be larger than the total number of people tested.**

Reporting lab	Inconclusive	Negative	Positive	Percent positive	Total
MEDICAL CITY DENTON			1	100%	1
PEDIATRIC ASSOCIATES OF ORLANDO			1	100%	1
J F K PEDIATRICS			1	100%	1
MIAMI CHILDRENS HOSPITAL MIDTOWN OUTPATIENT CENTER			1	100%	1
Southwest Louisiana Veterans Home			1	100%	1
Oak Hill Health & Rehabilitation Center			1	100%	1
HEARTLAND NURSING & REHABILITATION		1			1
ADVANCE HEALTH AND WELLNESS SOLUTIONS			1	100%	1
COMMONWEALTH OF VIRGINIA DIVISION OF CONSOLIDATED LABORATORY SERVICES			1	100%	1
COASTAL PEDIATRICS LLC			1	100%	1
NEMOURS CHILDREN'S PRIMARY CARE			1	100%	1
HEALTH CARE SERVICES LC			1	100%	1
SOUTHERN WINDS			1	100%	1
CLINICAL LABORATORY DEPARTMENT			1	100%	1
HIGH DESERT COURT GROUP HOME			1	100%	1
MIL LAKE HEALTHCARE CENTER INC PEDIATRICS			1	100%	1
CLINICAL MICROBIOLOGY LAB FAIRVIEW UNIVERSITY HOSPITAL			1	100%	1
Kroger 49 - The Little Clinic Wichita - 21st St.			1	100%	1
WILMINGTON NURSING AND REHAB			1	100%	1
MEMORIAL HOSPITAL AT GULFPORT			1	100%	1
BAPTIST HEALTH MEDICAL PLAZA			1	100%	1
CHATSWORTH ASSISTED LIVING COMMUNITY AT PGA NATIONAL			1	100%	1
UF HEALTH THE VILLAGES			1	100%	1
Manorcare Health Services - Williamsport South		1			1
MEDEXPRESS URGENT CARE - LEOMINSTER		1			1
Smg At Bridgewater Family Medicine		1			1
HSRE-ASL CASSELBERRY TRS, LLC			1	100%	1
Courtenay Springs Village			1	100%	1
Signature HealthCare of Bowling Green		1			1
HANCOCK REGIONAL HOSPITAL		1			1
TALLAHASSEE DIALYSIS		1			1
MRMC LAB MICRO			1	100%	1
IDAHO HEALTH DEPARTMENT			1	100%	1
KELLY			1	100%	1
MEDEXPRESS URGENT CARE-VINLAND SOUTH			1	100%	1
Oakview Manor Health and Rehab		1			1
Highland Ave. Eye Clinic		1			1
ORLANDO DIALYSIS		1			1
MIAMI JEWISH DIALYSIS			1	100%	1
Moab Regional Hospital			1	100%	1
Kroger 968 - The Little Clinic Colerain Township		1			1
Ashland Place Health and Rehabilitation, LLC		1			1
ODYSSEY HEALTH CARE OF MARION COUNTY LLC		1			1
SELF REGIONAL HEALTHCARE			1	100%	1
SMA BEHAVIORAL HEALTH SERVICES INC		1			1
CVS OH2540POCT HILLIARD		1			1
Consulate Health Care of Tallahassee			1	100%	1

COVID-19: testing by laboratory

Data through Mar 31, 2021 verified as of Apr 1, 2021 at 09:25 AM

Data in this report are provisional and subject to change.

The numbers in the table below represent the number of Florida and non-Florida residents for whom test results were received by the Department of Health. A person can be tested by more than one laboratory and can have both positive and negative results. **Therefore, the sum of the numbers in each column will be larger than the total number of people tested.**

Reporting lab	Inconclusive	Negative	Positive	Percent positive	Total
Allen Health and Rehabilitation		1			1
MINUTE CLINIC DIAGNOSTIC MED GRP OF CA		1			1
DW MCMILLAN MEMORIAL HOSPITAL LABORATORY			1	100%	1
ALABAMA REFERENCE LAB			1	100%	1
ST LUKES SURGICAL AT THE VILLAGES INC			1	100%	1
DEACONESS URGENT CARE CENTER			1	100%	1
Manor Care Health Services- Wilmington			1	100%	1
PROVIDENCE HOSPITAL			1	100%	1
HIBISCUS COURT			1	100%	1
AdventHealth Care Center Zephyrhills North			1	100%	1
OMNICARE PHARMACY OF TEXAS 1, LP		1			1
GAMMA HEALTHCARE, INC		1			1
PASTEUR MEDICAL CENTER LLC		1			1
NORTH PALM BEACH DIALYSIS CENTER			1	100%	1
Washington County Nursing H0me			1	100%	1
ST JOSEPHS CHILDRENS HOSPITAL PEDI TRANSPORT			1	100%	1
NABI		1			1
5 STAR HOME HEALTH SERVICES INC		1			1
St. Ann Rehabilitation and Nursing Center		1			1
WAKE FOREST MEDICAL CENTER LABORATORY			1	100%	1
CLERMONT PEDIATRICS, PA			1	100%	1
MEDEXPRESS URGENT CARE - CINNAMINSON		1			1
Dulles Health and Rehab Center		1			1
Encompass Health Rehab Hosp Tinton Falls		1			1
HARRIS URGENT CARE CENTER			1	100%	1
Kroger - KRO03400316			1	100%	1
AVON PARK CLUSTER		1			1
CLINTON DRUG STORE		1			1
NEW YORK STATE DEPARTMENT OF HEALTH			1	100%	1
Nemours Children's Clinic-Orla			1	100%	1
PROVIDENCE PORTLAND MEDICAL CENTER		1			1
DR JAMES D FORBES FAMILY CARE CENTER			1	100%	1
KROGER 785 - THE LITTLE CLINIC DIXIE HWY		1			1
ST VINCENTS OUTPATIENT IMAGING		1			1
THE READING HOSPITAL AND MEDICAL CENTER			1	100%	1
BAPTIST HEALTH PRIMARY CARE AT CUTLER BAY			1	100%	1
ASUNCION HOME HEALTH CARE CORP			1	100%	1
CVS TX7824POCT GARLAND		1			1
Good Shepherd Fairview Home, Inc.		1			1
HAWKEYE CARE CENTER DUBUQUE		1			1
YORK HOSPITAL: MICROBIOLOGY			1	100%	1
WALGREENS #5130			1	100%	1
LABTEST LLC LABTEST DIAGNOSTICS			1	100%	1
CORPUS CHRISTI MEDICAL CENTER			1	100%	1
LABORATORY COPRORATION OF AMERICA			1	100%	1
MID-FLORIDA PATHOLOGY LLC		1			1
YUMA REGIONAL MEDICAL CENTER			1	100%	1

COVID-19: testing by laboratory

Data through Mar 31, 2021 verified as of Apr 1, 2021 at 09:25 AM

Data in this report are provisional and subject to change.

The numbers in the table below represent the number of Florida and non-Florida residents for whom test results were received by the Department of Health. A person can be tested by more than one laboratory and can have both positive and negative results. **Therefore, the sum of the numbers in each column will be larger than the total number of people tested.**

Reporting lab	Inconclusive	Negative	Positive	Percent positive	Total
ENCOMPASS HEALTH REHABILITATION HOSPITAL OF UTAH		1			1
LANGLADE			1	100%	1
LRGHEALTHCARE		1			1
Traymore Nursing Center		1			1
Kroger 629 - The Little Clinic Cartersville, GA Hwy 41		1			1
DOCTORS AFTER HOURS URGENT CARE CENTER			1	100%	1
CLEVELAND CLINIC FLORIDA WAIVED			1	100%	1
UNLIMITED MEDICAL SERVICES OF FL PL DBA		1			1
CARSON NURSING AND REHABILITATION CENTER		1			1
ORMOND MEDICAL ARTS FAMILY PRACTICE PL			1	100%	1
ALBUQUERQUE INDIAN HEALTH CENTER		1			1
AFTER HOURS CLINIC			1	100%	1
LAB TEST KENDALL LLC		1			1
COUNTRYSIDE PEDIATRIC CARE PA			1	100%	1
DIMMIT REGIONAL HOSPITAL			1	100%	1
EMERY MEDICAL CENTER			1	100%	1
STANLY REGIONAL MEDICAL CENTER			1	100%	1
DECATUR MORGAN HOSPITAL - DECATUR GENE		1			1
INTERNAL MEDICINE GROUP OF WINTER HAVEN PA		1			1
LIFESTREAM BEHAVIORAL CENTER INC			1	100%	1
FLORIDA STATE UNIVERSITY HEALTH SERVICES			1	100%	1
Manor Care of Dallastown d/b/a ManorCare Health Services - Dallastown		1			1
MEDEXPRESS URGENT CARE-BRENTWOOD		1			1
NCH HEALTHCARE CREEKSIDE ENDOSCOPY			1	100%	1
HOLMES FAMILY PRACTICE PA			1	100%	1
Kroger - KRO62000426			1	100%	1
Crowne Place Assisted Living		1			1
PALMETTO BAY MEDICAL CENTER			1	100%	1
BAPTIST HOSPITAL FAMILY MEDICINE &			1	100%	1
NEW SMYRNA BEACH AMBULATORY CARE CTR			1	100%	1
ACCESS MEDICAL GROUP OF TAMPA INC			1	100%	1
COLER REHABILITATION AND NURSING CARE		1			1
DOCTORS CARE – GREER		1			1
LAB. CORP. OF AMERICA			1	100%	1
NORTH SHORE HEMATOLOGY-ONCOLOGY ASSOCIATES		1			1
Bayou Vista Community Care Center			1	100%	1
YOUR KIDS URGENT CARE			1	100%	1
MED TECH CLINICAL LABORATORY		1			1
CVS NE5714POCT OMAHA		1			1
TRIDENT ANTI AGING LLC			1	100%	1
Diversicare of Eupora		1			1
INNOVATIVE HEALTH DIAGNOSTIC OF CALIFORNIA			1	100%	1
MEDEXPRESS URGENT CARE - BENTONVILLE		1			1
ADVENTHEALTH SENIOR CARE AT ORMOND			1	100%	1
NEMOURS CHILDREN'S			1	100%	1
CARESPOT - WELLINGTON			1	100%	1
Raleigh Center (WV)			1	100%	1

COVID-19: testing by laboratory

Data through Mar 31, 2021 verified as of Apr 1, 2021 at 09:25 AM

Data in this report are provisional and subject to change.

The numbers in the table below represent the number of Florida and non-Florida residents for whom test results were received by the Department of Health. A person can be tested by more than one laboratory and can have both positive and negative results. **Therefore, the sum of the numbers in each column will be larger than the total number of people tested.**

Reporting lab	Inconclusive	Negative	Positive	Percent positive	Total
Garden Villa Bedford		1			1
MEDICAL ASSOCIATES OF CARTER		1			1
WESTOX LABS		1			1
HOUSTON MEDICAL CENTER			1	100%	1
BETHESDA ON TURKEY CREEK			1	100%	1
CARDIOLOGY AND FITNESS MEDICINE		1			1
Orchid Cove at Naples			1	100%	1
CARBON HEALTH			1	100%	1
Heritage of Red Cloud		1			1
HERNANDO COUNTY HEALTH DEPT			1	100%	1
SILVER SPRINGS SHORES DIALYSIS			1	100%	1
NEWCARE PRIMARY MEDICINE			1	100%	1
CFHC - FROSTPROOF			1	100%	1
ATHENS MEDICAL CENTER			1	100%	1
SUNSHINE FAMILY & WELLNESS CENTER			1	100%	1
KETTERING MEDICAL CENTER			1	100%	1
SPECTRUM LUDINGTON			1	100%	1
COSTCO PHARMACY #1023			1	100%	1
CAN COMMUNITY HEALTH NORTH MIAMI, FL		1			1
ALL PRO ORTHOPEDICS & SPORTS MEDICINE, PA			1	100%	1
POUDRE VALLEY HOSPITAL			1	100%	1
MORGAN MEDICAL CENTER		1			1
TEXAS HEALTH HARRIS METHODIST HOSPITAL			1	100%	1
BRISTOL REGINAL MEDICAL CENTER			1	100%	1
PSL JAX BEACH OPERATIONS LLC			1	100%	1
CVS CA9145POCT SANTEE			1	100%	1
ALL PEDIATRIC CARE PA			1	100%	1
Kroger - KR001100688			1	100%	1
US LABORATORIES			1	100%	1
MEDICAL EXAMINERS OFFICE, LEESBURG			1	100%	1
ELKHART GENERAL HOSPITAL			1	100%	1
SAINT JOSEPHS HOSPITAL OF ATLANTA			1	100%	1
Illiana HCS -Danville VAMC		1			1
Glenburn Home		1			1
BISHOP KEARNEY		1			1
STAT EMERGENCY CENTER			1	100%	1
Kroger 527 - The Little Clinic Hwy 70 S.		1			1
PORTSMOUTH REG. HOSPITAL			1	100%	1
WINCHESTER HOSPITAL			1	100%	1
TRIPLE O RESEARCH INSTITUTE PA			1	100%	1
NANCY M WORTHINGTON MD PA			1	100%	1
ASHLEY PEDICATRICS DAY AND NIGHT CLINIC			1	100%	1
WALGREENS # 09788		1			1
MEMORIALCARE LONG BEACH MEDICAL CENTER			1	100%	1
MULTICARE PHYSICIANS			1	100%	1
LEE MEMORIAL HEALTH SYSTEMS HOME HEALTH		1			1
GOOD SAMARITAN SOCIETY - DE SMET		1			1

COVID-19: testing by laboratory

Data through Mar 31, 2021 verified as of Apr 1, 2021 at 09:25 AM

Data in this report are provisional and subject to change.

The numbers in the table below represent the number of Florida and non-Florida residents for whom test results were received by the Department of Health. A person can be tested by more than one laboratory and can have both positive and negative results. **Therefore, the sum of the numbers in each column will be larger than the total number of people tested.**

Reporting lab	Inconclusive	Negative	Positive	Percent positive	Total
GENESIS MICROBIOLOGY LAB		1			1
CROWNPOINT HEALTHCARE FACILITY		1			1
BOCA RATON PHYSICIANS PA			1	100%	1
Accordius Health at Gastonia			1	100%	1
ADVENTHEALTH MEDICAL GROUP UROLOGY AT EAST ORLANDO		1			1
MYLAN-SOUTH POINT PA		1			1
JERSEY IRISH MEDICAL (DBA AFC URGENT C			1	100%	1
Jenkins Living Center		1			1
HOLYOKE MEDICAL CENTER			1	100%	1
SHAW MEDICAL GROUP LLC			1	100%	1
SWIFTCARE URGENT CARE, PLLC			1	100%	1
HEBER VALLEY HOSPITAL			1	100%	1
ADVENTHEALTH WATERMAN COMMUNITY CLINIC			1	100%	1
WALGREENS # 12338		1			1
ABINGTON MEMORIAL HOSPITAL			1	100%	1
WELLMED AT LONGWOOD			1	100%	1
CENTRAL TX URGENT CARE			1	100%	1
ASSOCIATES IN INTERNAL MEDICINE PA			1	100%	1
AURORA HEALTH CARE METRO INC			1	100%	1
UT HEALTH RIO GRANDE VALLEY PRIMARY CARE AT			1	100%	1
JOHNSON MEDICAL SERVICES			1	100%	1
QUALITY LAB			1	100%	1
St. Catherine's manor of Findlay		1			1
EXACCARE KINGSTON, LLC			1	100%	1
COVENANT HEALTH		1			1
CVS IL2297651CV JOLIET		1			1
HIGHLAND LABORATORY			1	100%	1
BREVARD COUNTY JAIL			1	100%	1
JPS HEALTH CENTER AT TRUE WORTH PLACE			1	100%	1
SYNAPSE ANALYTICAL LABS		1			1
DEERFIELD BEACH REHABILITATION AND NURSING			1	100%	1
DAYTONA BEACH DIALYSIS			1	100%	1
PROGRESSIVE MEDICAL RESEARCH			1	100%	1
HEALTH GUAGE			1	100%	1
Masonic Medical Research Institute			1	100%	1
NATION'S BEST CARE HOME HEALTH			1	100%	1
SKY LAKES MEDICAL CENTER		1			1
FAMILY MEDICAL CENTRE			1	100%	1
ADVANCED MEDICAL LABORATORIES (AML)			1	100%	1
Kroger 588 - The Little Clinic Thompsons Station		1			1
GALVESTON COUNTY HEALTH DISTRICT			1	100%	1
DAVENPORT PEDIATRICS CLERMONT			1	100%	1
HEALTHALLIANCE HOSPITAL LABORATORY		1			1
BRANDON OUTREACH CLINIC			1	100%	1
MISSOURI DEPT. OF HEALTH			1	100%	1
BIOMAT ORLANDO		1			1
PowerBack Piscataway Center		1			1

COVID-19: testing by laboratory

Data through Mar 31, 2021 verified as of Apr 1, 2021 at 09:25 AM

Data in this report are provisional and subject to change.

The numbers in the table below represent the number of Florida and non-Florida residents for whom test results were received by the Department of Health. A person can be tested by more than one laboratory and can have both positive and negative results. **Therefore, the sum of the numbers in each column will be larger than the total number of people tested.**

Reporting lab	Inconclusive	Negative	Positive	Percent positive	Total
HOUSTON DEPARTMENT OF HEALTH AND HUMAN SERVICES			1	100%	1
LPG PRIMARY CARE AT LABELLE			1	100%	1
ADVENTHEALTH HOME CARE WATERMAN			1	100%	1
LIFE CARE CENTER OF HILTON HEAD		1			1
15 TO KNOW			1	100%	1
AMBULATORY CARE CLINIC, LLC			1	100%	1
AUTUMN CARE OF STATESVILLE, LLC		1			1
AMBRY GENETICS CORP	1				1
Kroger 753 - The Little Clinic Goss Avenue		1			1
INTERIM HEALTHCARE OF PALM COAST			1	100%	1
CMC MERCY LABORATORY			1	100%	1
THE INTERNAL MEDICAL GROUP		1			1
Manor Care Health Care Services - Williamsport North		1			1
CHILDREN'S HEALTHCARE OF ATLANTA		1			1
PREVENTIVE CARDIOLOGY AND INTERNAL MEDICINE ASSOCI			1	100%	1
WEST COAST CLINICAL LABS INC			1	100%	1
ROSLYN INTERNAL MEDICINE		1			1
MERITER LABORATORIES			1	100%	1
SOUTHWEST FLORIDA DIVISION LAB			1	100%	1
KEY BISCAINE PEDIATRIC ASSOCIATES INC			1	100%	1
ST ANTHONY COMMUNITY HOSPITAL LAB		1			1
Southern Pines Healthcare Center		1			1
EVANS FAMILY CARE PA			1	100%	1
PROGRESSIVE URGENT CARE, PC			1	100%	1
Parkside Manor		1			1
PARKWAY REGIONAL MEDICAL CENTER LAB			1	100%	1
MEDEXPRESS URGENT CARE - MT EPHRAIM		1			1
SACRED HEART HEALTH SYSTEM- MIDWIFE PROGRAM			1	100%	1
DOCTORS CHOICE HOME CARE INC			1	100%	1
NEVADA DEPARTMENT OF HEALTH AND HUMAN SERVICES			1	100%	1
PEDIATRIC PARTNERS ZEPHYRHILLS			1	100%	1
GENEVA FAMILY HEALTH			1	100%	1
Freedom Pointe at The Villages			1	100%	1
Mountain City Care and Rehabilitation Center		1			1
REHABILITATION CENTER OF SOUTH GEORGIA		1			1
BAYFRONT CARDIOVASCULAR ASSOCIATES			1	100%	1
NEMOURS CHILDRENS URGENT CARE			1	100%	1
TREASURE COAST COMMUNITY HEALTH INC			1	100%	1
SUNY AT STONY BROOK			1	100%	1
ALCALA PHARMACEUTICALS			1	100%	1
Lakeland Nursing and Rehabilitation Center LLC		1			1
BEACH CARE PLLC			1	100%	1
HUNTERS CREEK MEDICAL ASSOCIATES PA		1			1
METHODISM MIDLOTHIAN MEDICAL CENTER			1	100%	1
CORE OCCUPATIONAL MEDICINE			1	100%	1
TMH URGENT CARE CENTER			1	100%	1
Kroger 359 - The Little Clinic Bellevue		1			1

COVID-19: testing by laboratory

Data through Mar 31, 2021 verified as of Apr 1, 2021 at 09:25 AM

Data in this report are provisional and subject to change.

The numbers in the table below represent the number of Florida and non-Florida residents for whom test results were received by the Department of Health. A person can be tested by more than one laboratory and can have both positive and negative results. **Therefore, the sum of the numbers in each column will be larger than the total number of people tested.**

Reporting lab	Inconclusive	Negative	Positive	Percent positive	Total
Shoreline Care Center			1	100%	1
SOPHIA MEDICAL ASSOCIATES, PC			1	100%	1
CRESTHAVEN			1	100%	1
INHEALTH LIFE SCIENCES LLC			1	100%	1
Kroger 83 - The Little Clinic Rock Road		1			1
MARYWOOD HEIGHTS		1			1
KIDSVILLE PEDIATRICS III PA			1	100%	1
VIP STARNETWORK		1			1
NEW ULM MEDICAL CENTER			1	100%	1
DOYLESTOWN HOSPITAL			1	100%	1
COMMUNITY CARE CENTER□		1			1
Country View of Sunbury			1	100%	1
CVS TX7431POCT ROWLETT		1			1
CLAYTON NURSING AND REHABILITATION		1			1
CHI ST VINCENT LITTLE ROCK DIAGNOSTIC CLINIC			1	100%	1
MID FLORIDA DERMATOLOGY ASSOCIATES PA			1	100%	1
THYROID SPECIALTY LABORATORY			1	100%	1
HEALTH PARTNERS LLC		1			1
CAPSTONE REHABILITATION AND HEALTHCARE		1			1
KIOSK MEDICINE KENTUCKY LLC		1			1
Avera Sr. James Care Center		1			1
ADVANTA LABS, LLC		1			1
YOUR HEALTH PEDIATRICS INC			1	100%	1
AFFILIATED LABORATORIES INC			1	100%	1
CVS MI8287POCT MACOMB		1			1
Kroger 356 - The Little Clinic Middletown		1			1
PRESTIGE ER			1	100%	1
Arlington Care Center			1	100%	1
LAURELS OF NORWORTH		1			1
LAKE VIEW COURT		1			1
NORTHEAST TEXAS DIALYSIS		1			1
DOCTORS HOSPITAL OF LAREDO			1	100%	1
COLLIER BLVD HMA PHYSICIANS MANAGEMENT LLC			1	100%	1
MEMORIAL HOSPITAL LOS BANOS			1	100%	1
SEATTLE-KING COUNTY			1	100%	1
MOUNT ST MARYS HOSPITAL OF NIAGARA FALLS			1	100%	1
AVERA SACRED HEART HOSPITAL			1	100%	1
PLEASANT RIDGE MANOR WEST		1			1
Good Samaritan Society		1			1
ONPOINT URGENT CARE			1	100%	1
CHC			1	100%	1
MEDEXPRESS URGENT CARE - JACKSON		1			1
WHEATON FRANCISCAN LABORATORY			1	100%	1
VITAL CARE			1	100%	1
TMH PHYSICIAN PARTNERS			1	100%	1
SPORTS MEDICINE CLINIC - U OF WYOMING			1	100%	1
Hinesville VA Clinic		1			1

COVID-19: testing by laboratory

Data through Mar 31, 2021 verified as of Apr 1, 2021 at 09:25 AM

Data in this report are provisional and subject to change.

The numbers in the table below represent the number of Florida and non-Florida residents for whom test results were received by the Department of Health. A person can be tested by more than one laboratory and can have both positive and negative results. **Therefore, the sum of the numbers in each column will be larger than the total number of people tested.**

Reporting lab	Inconclusive	Negative	Positive	Percent positive	Total
Crisp Regional Nursing and Rehab Center		1			1
GARNET HEALTH DOCTORS		1			1
MBMG OF WINTER HAVEN			1	100%	1
EXCEL URGENT CARE OF NJ			1	100%	1
CVS MA299POCT WORCESTER		1			1
FAMILY PRACTICE OF CENTRAL FLORIDA PA			1	100%	1
American Fork Care Center dba Heritage Care Center		1			1
MEDICAL CENTER			1	100%	1
SELECT SPECIALTY HOSPITAL - ORLANDO SOUTH			1	100%	1
Life Care Center of Paradise Valley		1			1
AUGUSTA HEALTH CLINICAL LABORATORY			1	100%	1
MISSION HOSPITAL			1	100%	1
Wildwood Healthcare		1			1
VA Texas Valley Coastal Bend Harlingen HCC		1			1
KEY WEST BRANCH MEDICAL CLINIC			1	100%	1
CVS TN6414POCT SMYRNA		1			1
WALMART PHARMACY 10-4554		1			1
RADIANCE HEALTH RX		1			1
Kroger 419 - The Little Clinic Farmington/Exeter		1			1
URGENT DOC -NACOGODOCHES CLINIC			1	100%	1
GSM OCED Subsection			1	100%	1
MIRAMAR KIDNEY CENTER		1			1
PANCARE HEALTH - BRUCE			1	100%	1
Kroger 923 - The Little Clinic Centerville		1			1
MERCY MEDICAL CENTER INC			1	100%	1
SPRINGFIELD HOSPITAL			1	100%	1
ST FRANCIS MEDICAL CENTER			1	100%	1
CLARKSVILLE MANOR INC		1			1
DEVITA		1			1
Kroger 838 - The Little Clinic Fairborn		1			1
SYNERGENE LABORATORY			1	100%	1
NEW ERA COMMUNITY HEALTH CENTER LLC		1			1
Hempfield Manor		1			1
MID FLORIDA BIOLOGICALS			1	100%	1
Signature Healthcare of Fort Wayne		1			1
LRHS Pablo Urgent Care		1			1
ST VINCENT'S AMBULATORY CARE INC			1	100%	1
LIFE CARE CENTER OF GWINNETT		1			1
PUTNAM CO HOSPITAL-D/B/A ASBURY TOWERS		1			1
CDR MAGUIRE – STUART MISSION			1	100%	1
BHS PHYSICIAN NETWORK			1	100%	1
EXPRESS CARE OF LEESBURG			1	100%	1
Falmouth By The Sea			1	100%	1
Isle Health and Rehabilitation Center			1	100%	1
KIDS CARE PEDIATRICS			1	100%	1
WILSON FAMILY MEDICINE LLC		1			1
BLOOD SYSTEMS LABORATORIES			1	100%	1

COVID-19: testing by laboratory

Data through Mar 31, 2021 verified as of Apr 1, 2021 at 09:25 AM

Data in this report are provisional and subject to change.

The numbers in the table below represent the number of Florida and non-Florida residents for whom test results were received by the Department of Health. A person can be tested by more than one laboratory and can have both positive and negative results. **Therefore, the sum of the numbers in each column will be larger than the total number of people tested.**

Reporting lab	Inconclusive	Negative	Positive	Percent positive	Total
THE CHRIST HOSPITAL			1	100%	1
LEELANAU OPCO, LLC		1			1
FRESENIUS SOUTH FORT MYERS		1			1
441 URGENT CARE CENTER - BROWNWOOD			1	100%	1
Community Compassion Center of Batesville			1	100%	1
MEDEXPRESS URGENT CARE-MEADVILLE			1	100%	1
Heartland of Perrysburg		1			1
SANFORD LABORATORIES WATERTOWN			1	100%	1
BROOKSHIRE, THE			1	100%	1
SUMMERFIELD PAIN MANAGEMENT			1	100%	1
Indianspring of Oakley		1			1
ST MICHAEL'S ELITE MEDICAL HOSPITAL			1	100%	1
EASTSIDE MEDICAL CLINIC		1			1
Carington Park			1	100%	1
PHYSICIANS ASSOCIATES PA			1	100%	1
FIRST CARE WALK IN CLINIC LLC			1	100%	1
Baypoint Healthcare Center			1	100%	1
CERMAK HEALTH SERVICES			1	100%	1
ADVANCED RESEARCH AND DIAGNOSTIC LABORATORY UNIVERSITY OF MINNESOTA			1	100%	1
FOUNDATION LABORATORY			1	100%	1
SHEPHERD CENTER CLINICAL LABORATORY		1			1
MARTIN MEM FAMILY CARE AT ST LUCIE W			1	100%	1
EDGAR PRICE FAMILY & CHILDREN HEALTHCARE CENTER			1	100%	1
Bivins Pointe			1	100%	1
OPTIMAL MEDICINE INC		1			1
WELLSNOW URGENT CARE-OSWEGO			1	100%	1
PALM SPRINGS GENERAL HOSPITAL			1	100%	1
El Paso Health Care Center			1	100%	1
VISTA DEL SOL MED ASSOC		1			1
ULTIMATE ANALYSIS LABORATORY			1	100%	1
EXCEPTIONAL EMERGENCY CENTER			1	100%	1
PHYSICIANS PRIMARY CARE LEHIGH PEDS			1	100%	1
CORDOVA FAMILY PRACTICE			1	100%	1
UNIVERSITY OF FLORIDA			1	100%	1
FAIRHAVEN		1			1
CVS AZ3264POCT PHOENIX			1	100%	1
URGENT TEAM MANAGEMENT OF TENNESSEE, L			1	100%	1
Niles Nursing and Rehab. Center		1			1
Home Health Care Clinic		1			1
ENZO LABS INC			1	100%	1
EAST COAST INSTITUTE FOR RESEARCH LLC			1	100%	1
ADVANCE MD CARE			1	100%	1
BEAUMONT REFERENCE LABORATORY			1	100%	1
PROGENESIS INC			1	100%	1
Oregon Veterans Home The Dalles		1			1
CORONA CONCIERGE, LLC		1			1
Manassas Health & Rehab			1	100%	1

COVID-19: testing by laboratory

Data through Mar 31, 2021 verified as of Apr 1, 2021 at 09:25 AM

Data in this report are provisional and subject to change.

The numbers in the table below represent the number of Florida and non-Florida residents for whom test results were received by the Department of Health. A person can be tested by more than one laboratory and can have both positive and negative results. **Therefore, the sum of the numbers in each column will be larger than the total number of people tested.**

Reporting lab	Inconclusive	Negative	Positive	Percent positive	Total
SUPREME MEDICAL GROUP PLLC			1	100%	1
Ravenwood Speciality Care		1			1
Kroger 907 - The Little Clinic Holland		1			1
RIVERSIDE PEDIATRIC GROUP, INC		1			1
ORDRS, INC.			1	100%	1
Maple Lane Nursing Home		1			1
SONORAN DESERT PATHOLOGY			1	100%	1
Woodstock Nursing and Rehabilitation Center		1			1
BATESVILLE - SHERWOOD URGENT CARE			1	100%	1
Eagle Point Health Care Center		1			1
FREEPORT ER DOX URGENT CARE		1			1
POETS WALK SARASOTA			1	100%	1
SHANNON CLARK OD, PA			1	100%	1
CVS IL2297652CV CHICAGO		1			1
INTERNAL MEDICINE ASSOCIATES		1			1
OAKWOOD HOSPITAL - DEARBORN LAB			1	100%	1
SOUTH COUNTY MEDICAL CENTER			1	100%	1
Chateau Girardeau			1	100%	1
SOUTHEASTERN PATHOLOGY ASSOCIATES			1	100%	1
Kroger - KRO03500568			1	100%	1
MD NOW URGENT CARE			1	100%	1
BRISTOL CHILDRENS CLINIC			1	100%	1
MEDEXPRESS URGENT CARE -HOWELL US HWY		1			1
CVS MO8595POCT RAYMORE		1			1
SOUTHERN SPRINGS HEALTH CARE		1			1
GOOD SAMARITAN SOCIETY-FOREST CITY		1			1
Urgent Care 24/7 Orlando LLC			1	100%	1
Big River Nursing and Rehab		1			1
BAPTIST MINOR MEDICAL CENTER			1	100%	1
CENTRAL ALABAMA HEALTH CARE SYSTEM			1	100%	1
FOCUSED CARE AT ALLENBROOK		1			1
WALGREENS # 11165		1			1
ARCADIA DIALYSIS CENTER			1	100%	1
FAMILY AND INTERNAL MEDICINE ASSOCIATES		1			1
NATIONAL INSTITUTES OF HEALTH CLINICAL CENTER			1	100%	1
GENESIS CARE USA OF FLORIDA, LLC			1	100%	1
HALEYVILLE HEALTH CARE CENTER		1			1
JUP Serology SubSection			1	100%	1
SUNCOAST PRIMARY CARE LLC			1	100%	1
ATHENS LIMESTONE HOSPITAL		1			1
COMMUNITY MEDICAL CENTER-ORANGE CITY		1			1
STEPHEN G NELSON MD PA			1	100%	1
TEVAPHARM			1	100%	1
Maplewood of Cheshire County		1			1
SANITAS RESEARCH LLC			1	100%	1
GOSHEN HOSPITAL			1	100%	1
MONMOUTH MEDICALC ENTER		1			1

COVID-19: testing by laboratory

Data through Mar 31, 2021 verified as of Apr 1, 2021 at 09:25 AM

Data in this report are provisional and subject to change.

The numbers in the table below represent the number of Florida and non-Florida residents for whom test results were received by the Department of Health. A person can be tested by more than one laboratory and can have both positive and negative results. **Therefore, the sum of the numbers in each column will be larger than the total number of people tested.**

Reporting lab	Inconclusive	Negative	Positive	Percent positive	Total
HOLLAND COMMUNITY HOSPITAL		1			1
Bethel Lutheran Nursing & Rehabilitation Center		1			1
Memorial Health Care Center			1	100%	1
Dupage Care Center			1	100%	1
Pinnacle Assisted Living			1	100%	1
Carrollton Manor Inc		1			1
LAKE LURE HEALTH CENTER			1	100%	1
HORIZON MEDICAL CENTER			1	100%	1
ORLANDO PHYSICIAN NETWORK		1			1
FLORIDA HEALTH CARE MEDICAL GROUP		1			1
Kroger 397 - The Little Clinic Frankfort East		1			1
CRUSADER COMMUNITY HEALTH			1	100%	1
LEGACY AT HIGHWOODS PRESERVE		1			1
QUALITY CLINICAL LAB LLC			1	100%	1
Monument Health Strugis Care Center		1			1
CVS TX7825POCT FRISCO		1			1
SCRIPPS MERCY HOSPITAL			1	100%	1
OCALA REGIONAL DIALYSIS- NORTH			1	100%	1
CONCENTRA - OCALA		1			1
LIMA MEMORIAL HOSPITAL			1	100%	1
REFERENCE LABORATORY			1	100%	1
CAREWELL URGENT CARE FITCHBURG			1	100%	1
PULMONARY, CRITICAL CARE AND SLEEP DISORDERS INSTITUTE OF SOUTH FLORID			1	100%	1
FAYETTE MEDICAL CENTER LAB		1			1
UABC			1	100%	1
STONECREST MEDICAL CENTER		1			1
Acts Manor House		1			1
Court House Center		1			1
REGIONAL MEDICAL LABORATORY			1	100%	1
HEALTHPARTNERS HUDSON CLINIC			1	100%	1
INTERNAL MEDICINE GROUP OF CENTRAL FLORIDA			1	100%	1
Parkview Care and Rehabilitation Center		1			1
CVS AZ69POCT PEORIA		1			1
SUNRISE CLINIC SANTA ROSA		1			1
BLAKE AT PENSACOLA OPERATION CO, LLC, THE			1	100%	1
SANTA ROSA PEDIATRICS			1	100%	1
DSI LABORATORIES-NAPLES-7TH			1	100%	1
MEDONE URGENT CARE			1	100%	1
COMMUNITY			1	100%	1
SOUTHWEST REGIONAL PCR LABORATORY			1	100%	1
WINDMOOR HEALTHCARE			1	100%	1
STERLING HOUSE OF PORT ORANGE		1			1
Walgreens #3661		1			1
WALGREENS #15369		1			1
CATERPILLAR INC - MIAMI DISTRIBUTION CENTER			1	100%	1
QC LABORATORY			1	100%	1
MED-LAKE LABORATORY			1	100%	1

COVID-19: testing by laboratory

Data through Mar 31, 2021 verified as of Apr 1, 2021 at 09:25 AM

Data in this report are provisional and subject to change.

The numbers in the table below represent the number of Florida and non-Florida residents for whom test results were received by the Department of Health. A person can be tested by more than one laboratory and can have both positive and negative results. **Therefore, the sum of the numbers in each column will be larger than the total number of people tested.**

Reporting lab	Inconclusive	Negative	Positive	Percent positive	Total
WINNIFRED ASSISTED LIVING FACILITY INC		1			1
Heritage Inn Health and Rehabilitation		1			1
Kroger 698 - The Little Clinic 14th Street/Bell		1			1
NORWALK HOSPITAL			1	100%	1
VIVEX/UMTB BIOMEDICAL			1	100%	1
SAINT BARNABAS MEDICAL CENTER		1			1
BAYOU URGENT CARE			1	100%	1
Kroger 682 - The Little Clinic New Holland Market			1	100%	1
HEALTHCARE ASSOCIATES OF IRVING, LLP			1	100%	1
APOLLO ADVANCED HOME HEALTH CORP			1	100%	1
HELGEMO & LIOU PEDIATRICS			1	100%	1
HEALTHFORCE PARTNERS INC			1	100%	1
Le Roy Village Green		1			1
Brown Nursing Home		1			1
PALM BEACH DIABETES AND ENDOCRINE SPECIALISTS, PA			1	100%	1
THE LITTLE CLINIC LLC			1	100%	1
PEDRO L ORTEGA MD PA			1	100%	1
OPTUM MEDICAL CLINIC IN ROCKRIMMON			1	100%	1
LAMARQUE DIALYSIS			1	100%	1
CAREHERE HUDSON BAY			1	100%	1
ARIZA WELLNESS CARE LLC			1	100%	1
NSPIRE HEALTHCARE PLANTATION			1	100%	1
ASHLEY CLINICAL DIAGNOSTIC LABORATORY			1	100%	1
ROYAL PALM PEDIATRICS			1	100%	1
Sunnybrook Rehabilitation Center			1	100%	1
SSC NASHVILLE OPERATING CO LLC D/B/A		1			1
AUSTIN URGENT CARE			1	100%	1
QUEST INC			1	100%	1
HOSPITAL SISTERS HEALTH SYSTEM (HSHS)			1	100%	1
CHILDREN'S MEMORIAL HOSPITAL			1	100%	1
GEORGE WASHINGTON UNIVERSITY HOSPITAL			1	100%	1
COASTAL ER IX, PHYSICIANS PREMIER			1	100%	1
Kroger 670 - The Little Clinic Powell		1			1
THE LITTLE CLINIC, LLC			1	100%	1
ST MARYS HEALTH CARE SYSTEM		1			1
INDIAN RIDGE		1			1
Mason Health and Rehab		1			1
PORTAGE MEDICAL CENTER			1	100%	1
PCG MOLECULAR			1	100%	1
CAN COMMUNITY HEALTH LLC		1			1
DERMDX, DIV OF AURORA DIAGNOSTICS/BERNHARDT LAB		1			1
BOCA GENERAL AND FAMILY MEDICINE		1			1
FRIO REGIONAL PRIMARY CARE AND URGENT CARE CLINIC			1	100%	1
Spring Gate Rehab and Healthcare Center		1			1
ST ANTHONY'S PINELLAS CARE CLINIC			1	100%	1
ORCHID TERRACE		1			1
CAPITAL HEALTH PLAN - GOVERNORS SQUARE			1	100%	1

COVID-19: testing by laboratory

Data through Mar 31, 2021 verified as of Apr 1, 2021 at 09:25 AM

Data in this report are provisional and subject to change.

The numbers in the table below represent the number of Florida and non-Florida residents for whom test results were received by the Department of Health. A person can be tested by more than one laboratory and can have both positive and negative results. **Therefore, the sum of the numbers in each column will be larger than the total number of people tested.**

Reporting lab	Inconclusive	Negative	Positive	Percent positive	Total
VISTA LAKE ASSISTED LIVING			1	100%	1
ASSURANCE HEALTHCARE AND COUNSELING CENTER		1			1
Kroger 390 - The Little Clinic North College Hill		1			1
Brownwood Nusing & Rehabilitation		1			1
JAX FAMILY CARE		1			1
KENT		1			1
TITUS REGIONAL MEDICAL CENTER			1	100%	1
MERRILL GARDENS AT CHAMPIONSGATE			1	100%	1
VIRTUA HEALTH AND REHABILITATION		1			1
Kroger 683 - The Little Clinic Foothills Plaza		1			1
HEALTHCARE AND REHAB OF SANFORD			1	100%	1
ADVANCED URGENT CARE PLLC		1			1
A PATTERN MEDICAL CLINIC		1			1
BEAUMONT HOSPITAL, GROSSE POINTE			1	100%	1
Lenbrook		1			1
HOLSTON MEDICAL GROUP		1			1
SHANDSCAIR FLIGHT PROGRAM			1	100%	1
Redwood Springs Healthcare			1	100%	1
METROWEST MEDICAL CENTER - FRAMINGHAM			1	100%	1
MOBILE MEDICAL CLINIC			1	100%	1
COVENANT HOSPITAL HOBBS D/B/A COVENANT		1			1
SEPULVEDA OUTPATIENT AND NURSING HOME CARE			1	100%	1
FELD ENTERTAINMENT			1	100%	1
Kroger 410 - The Little Clinic Trinity		1			1
KIDS HEALTH ALLIANCE PA			1	100%	1
ORMOND BEACH DIALYSIS			1	100%	1
CVS TX1057POCT SAN ANTONIO		1			1
LAKE COMMUNITY ACTION AGENCY		1			1
PALM BEACH COUNTY HEALTH DEPT.			1	100%	1
BAPTIST HEALTH FLOYD			1	100%	1
DUKE UNIVERSITY POINT OF CARE TESTING PROGRAM			1	100%	1
HENRICO DOCTOR'S LABORATORY			1	100%	1
MAGGY PHARMACY INC		1			1
CENTRAL FLORIDA MEDICAL CARE			1	100%	1
SOUTH FLORIDA URGENT CARE CENTERS, LLC			1	100%	1
IVAN, MAYA			1	100%	1
CAROMONT HEALTH			1	100%	1
HAWAII DEPARTMENT OF HEALTH LAB			1	100%	1
HEALTH AND HOPE CLINIC INC			1	100%	1
CARESTAT HOSPICE SERVICES			1	100%	1
SOLARIS HEALTHCARE PLANT CITY		1			1
MINUTE CLINIC DIAGNOSTIC PA			1	100%	1
Kroger 767 - The Little Clinic Beaumont		1			1
TITUSVILLE REHABILITATION AND NURSING CENTER		1			1
MEDICAL CITY NORTH HILLS			1	100%	1
GILBERT MEDICAL GROUP			1	100%	1
THEDACARE FAMILY MEDICINE GATEWAY			1	100%	1

COVID-19: testing by laboratory

Data through Mar 31, 2021 verified as of Apr 1, 2021 at 09:25 AM

Data in this report are provisional and subject to change.

The numbers in the table below represent the number of Florida and non-Florida residents for whom test results were received by the Department of Health. A person can be tested by more than one laboratory and can have both positive and negative results. **Therefore, the sum of the numbers in each column will be larger than the total number of people tested.**

Reporting lab	Inconclusive	Negative	Positive	Percent positive	Total
USF PHYSICIANS GROUP			1	100%	1
PRISMA HEALTH TUOMEY LABORATORY			1	100%	1
WEST PALM BEACH PHARMACEUTICALS LLC			1	100%	1
ACCESS FAMILY CARE LLC			1	100%	1
SALUDA NURSING CENTER		1			1
EVERGREEN NURSING HOME		1			1
VA Tennessee Valley HCS-Nashville Campus			1	100%	1
FRANKLIN CBOC			1	100%	1
FLORIDA HOSPITAL ORMOND BEACH			1	100%	1
Florence Home		1			1
MEDOR/ACC SYNCHRONY			1	100%	1
Mercy Manor Transition Center			1	100%	1
CVS TX3702POCT KATY		1			1
CARENOW MIDTOWN			1	100%	1
ORLANDO HEALTH MEDICAL GROUP			1	100%	1
ACCESS TOTAL CARE - PORTLAND			1	100%	1
FLORIDA CLINICAL LABORATORY INC DBA			1	100%	1
HALIFAX HEALTH PRIMARY CARE			1	100%	1
CROSS CREEK HEALTH CARE		1			1
PIONEER CLINICAL RESEARCH LLC			1	100%	1
Bethany Manor		1			1
FLAGLER MEDICAL ASSOCIATES PA			1	100%	1
PAMC MICRO LAB			1	100%	1
FLAGLER HOME CARE			1	100%	1
ACCOMPLISHED HOME CARE		1			1
RIVIERA BEACH HEALTH CENTER LAB			1	100%	1
MEDEXPRESS URGENT CARE - ST CLAIR, CLOVER DR.		1			1
DOCTORS HEARING			1	100%	1
CHRISTIAN REST HOME ASSOC		1			1
MY URGENT CARE CLINIC			1	100%	1
Alexandria Place		1			1
SANTA MONICA CA-UCLA MC			1	100%	1
SUMMER PLACE NURSING & REHABILITATION		1			1
Senatobia Healthcare & Rehab		1			1
EUGENE T FINAN, MD			1	100%	1
FAMILY PHYSICIANS OF WINTER PARK, INC			1	100%	1
CLUB HEALTH AND REHABILITATION CENTER, THE		1			1
MEDSTAR HEALTH URGENT CARE			1	100%	1
White River Health Care Center		1			1
SOUTHWESTERN VERMONT MEDICAL CENTER			1	100%	1
PENSACOLA PATHOLOGY		1			1
CHILDRENS SPECIALIST PEDIATRIC PULMMOLOGY &			1	100%	1
ADVENTHEALTH MEDICAL GROUP INTERNAL MEDICINE AT MILLS			1	100%	1
RED HOOK FAMILY PRACTICE		1			1
MEDCOR INC			1	100%	1
BRIAN C GRINER MD LLC			1	100%	1
FLAGLER COUNTY BOARD OF COUNTY COMMISSIONERS			1	100%	1

COVID-19: testing by laboratory

Data through Mar 31, 2021 verified as of Apr 1, 2021 at 09:25 AM

Data in this report are provisional and subject to change.

The numbers in the table below represent the number of Florida and non-Florida residents for whom test results were received by the Department of Health. A person can be tested by more than one laboratory and can have both positive and negative results. **Therefore, the sum of the numbers in each column will be larger than the total number of people tested.**

Reporting lab	Inconclusive	Negative	Positive	Percent positive	Total
LITTLE COMPANY OF MARY HOSPITAL			1	100%	1
WY RETIREMENT CENTER		1			1
EILEEN TURBESSI MD PA		1			1
Kroger 682 - The Little Clinic Combs and Gantzel		1			1
Victoria Manor		1			1
PRIMARY CARE GROUP LLC		1			1
AVALON MEDICAL GROUP			1	100%	1
ENT & ALLERGY ASSOCIATES, LLP - SLEEPY HOLLOW (ABBOTT)		1			1
PRACTITIONERS IN MOTION			1	100%	1
EAST GEORGIA REGIONAL MEDICAL CENTER			1	100%	1
KENNEDY BOULEVARD DIALYSIS			1	100%	1
HEALTH FIRST HOME CARE		1			1
NHC Chattanooga			1	100%	1
WMC HEALTH GROUP INC			1	100%	1
GULF COAST VILLAGE HOME HEALTH INC			1	100%	1
PHYSICIANS ASSOCIATES			1	100%	1
RAPID CITY REGIONAL HOSPITAL -579 ATTN. LABORATORY		1			1
BMC/NASSAU			1	100%	1
CVS CT2210POCT RIVERSIDE		1			1
MINUTE CLINIC DIAGNOSTICS OF IN, LLC #6252		1			1
GOLDING-GRANADO MEDICAL ASSOCIATES		1			1
FLORHAM PARK ENDOSCOPY CENTER		1			1
PHYSICIANS IMMEDIATE CARE			1	100%	1
Canandaigua VAMC		1			1
ORCHARD PARK HEALTH CARE AND REHABILITATION CENTER		1			1
EASTGENE LABORATORIES		1			1
NORTH PALM CHIDRENS PHYSICIANS			1	100%	1
ISLAND NURSING HOME			1	100%	1
NORTH SHORE HEMATOLOGY-ONCOLOGY ASSOCIATES PC		1			1
HEARTLAND OF MARIETTA OH LLC DBA		1			1
CAREWELL 203			1	100%	1
HUGH CHATHAM FAMILY MEDICINE INDEPENDENCE		1			1
Princeton Place			1	100%	1
LAKEWOOD RANCH MEDICAL GROUP LLC			1	100%	1
LAKESIDE MEDICAL CENTER		1			1
CARENOW URGENT CARE - ANTIOCH		1			1
SPEARE MEMORIAL HOSPITAL			1	100%	1
BRUNSWICK HEALTH AND REHABILITATION CE		1			1
Springdale Village		1			1
UCH LAB			1	100%	1
COMMUNITY HOSPITALS INDIANAPOLIS			1	100%	1
TSALI CARE CENTER		1			1
REGENTS PARK OF JACKSONVILLE			1	100%	1
WATERTOWN URGENT CARE		1			1
SAN JOSE CLINIC		1			1
RINGLING HEALTH CENTER			1	100%	1
NORTH SHORE MEDICAL CENTER - SALEM HOSPITAL			1	100%	1

COVID-19: testing by laboratory

Data through Mar 31, 2021 verified as of Apr 1, 2021 at 09:25 AM

Data in this report are provisional and subject to change.

The numbers in the table below represent the number of Florida and non-Florida residents for whom test results were received by the Department of Health. A person can be tested by more than one laboratory and can have both positive and negative results. **Therefore, the sum of the numbers in each column will be larger than the total number of people tested.**

Reporting lab	Inconclusive	Negative	Positive	Percent positive	Total
VCU HEALTH SYSTEM AUTHORITY - MCV HOSPITALS			1	100%	1
MEDEXPRESS URGENT CARE - UNIONTOWN		1			1
MEDICAL CENTER AFFILIATES PALM SPRINGS			1	100%	1
Schenectady Center for Rehabilitation & Nursing		1			1
ARCPPOINTLABS OF VIRGINIA BEACH		1			1
EAST TENNESSEE STATE UNIVERSITY		1			1
Brynwood Health & Rehabilitation Center			1	100%	1
MEDEXPRESS URGENT CARE - VINELAND S MA		1			1
WINTER PARK MEMORIAL HOSPITAL LABORATORY		1			1
CENTRAL TX MEDICAL CENTER - LAB			1	100%	1
TANGLEWOOD MANOR		1			1
CYPRESS CREEK OUTPATIENT SURGICAL CTR, LLC			1	100%	1
FLAGLER CARE CENTER			1	100%	1
Imperial Healthcare Centre			1	100%	1
HEALTH EXPRESS		1			1
Seal Rock Healthcare		1			1
CONWAY - SHERWOOD URGENT CARE			1	100%	1
LEXINGTON HOSPITAL CORPORATION			1	100%	1
SHAH			1	100%	1
MACKINAC STRAITS LONG TERM CARE UNIT		1			1
SUREPOINT URGENT CARE PADRE ISLAND			1	100%	1
ST. MARY MEDICAL CENTER		1			1
Ohman Family Living at Holly Assisted Living		1			1
LEHIGH PULMONARY ASSOCIATES			1	100%	1
WALGREENS_CHICAGO		1			1
FAMILY MEDICAL CENTER		1			1
Kroger 465 - The Little Clinic Oakley		1			1
APPLECARE BRUNSWICK			1	100%	1
CHESAPEAKE REGIONAL MEDICAL CENTER			1	100%	1
CFCH - FROSTPROOF			1	100%	1
Eden Meadows		1			1
AMERICAN MEDICAL RESPONSE - FARMER BRA		1			1
ALL 4 KIDZ PEDIATRICS		1			1
CLEVELAND CLINIC FLORIDA LAB			1	100%	1
FAMILY MEDICINE AT KISSIMMEE		1			1
HCL LABORATORIES			1	100%	1
ALPHA 1 ANTITRYPSIN RESEARCH PROGRAM			1	100%	1
SONNI'S PEDIATRICS			1	100%	1
CELEBRATION HOSPITAL			1	100%	1
Garden View Care Center at Dougherty Ferry		1			1
ARISTACARE AT MANCHESTER		1			1
TOXUSALABS DBA CONNECTDX LABS		1			1
PATHOLOGY ASSOCIATES			1	100%	1
WINDSOR MANOR			1	100%	1
CAREFIRST URGENT CARE - BEECHMONT			1	100%	1
LEESBURG DIALYSIS CENTER		1			1
Central Park Healthcare & Rehabilitation Center		1			1

COVID-19: testing by laboratory

Data through Mar 31, 2021 verified as of Apr 1, 2021 at 09:25 AM

Data in this report are provisional and subject to change.

The numbers in the table below represent the number of Florida and non-Florida residents for whom test results were received by the Department of Health. A person can be tested by more than one laboratory and can have both positive and negative results. **Therefore, the sum of the numbers in each column will be larger than the total number of people tested.**

Reporting lab	Inconclusive	Negative	Positive	Percent positive	Total
TARRYTOWN PHARMACY			1	100%	1
DOCTOR TODAY URGENT CARE			1	100%	1
WELLSTAR SPALDING REGIONAL MEDICAL CENTER		1			1
ST. PETERSBURG PEDIATRICS-SEMINOLE			1	100%	1
PALACE CARE AND REHAB		1			1
DONALSONVILLE HOSPITAL			1	100%	1
WALK IN FAMILY MEDICINE CENTER			1	100%	1
SUMMIT LABORATORY			1	100%	1
Kroger 379 - The Little Clinic Stony Brook		1			1
SOUTHERN REGIONAL MEDICAL CENTER		1			1
OPCO LLC LEGACY NURSING AND REHABILITA		1			1
Village Green Health & Rehabilitation		1			1
Kroger 524 - The Little Clinic Iron Bridge Road		1			1
ST JOHN'S HOME CARE			1	100%	1
RAMBAM URGENT CARE			1	100%	1
NHC HealthCare St. Charles		1			1
WOODHILLS LABS			1	100%	1
NF Escambia, LLC DBA Olive BranchHealth and Rehabilitaion Center			1	100%	1
ADVANCED CARDIOVASCULAR DIAGNOSTICS OF FL			1	100%	1
ROBERT TAYLOR COMMUNITY COMPLEX			1	100%	1
WILLOWBROOKE CT AT LIMA ESTATES		1			1
BLACKBERRY CENTER, THE		1			1
ATHENA PLASTIC SURGERY		1			1
LABORATORIO BUENA SALUD			1	100%	1
ST LUKE LUTHERAN HOME		1			1
BUFFALO VAMC			1	100%	1
SUPERKIDS PEDIATRICS			1	100%	1
MAYO MEDICAL LABORATORIES			1	100%	1
BROOKDALE FORT WALTON BEACH			1	100%	1
WESTCHESTER MEDICAL CENTER ADVANCED		1			1
Kroger 086 - The Little Clinic Broomfield-Sheridan		1			1
MINUTECLINIC DIAGNOSTIC OF NH, LLC (CL		1			1
IMMY LABS			1	100%	1
FASTMED URGENT CARE			1	100%	1
ST CATHERINE HOSPITAL LABORATORY			1	100%	1
CVS LA1116POCT BATON ROUGE		1			1
OKLAHOMA BLOOD INSTITUTE			1	100%	1
SAINT JOSEPH'S HOSPITAL AND MEDICAL CENTER		1			1
THE NEW JEWISH HOME		1			1
Bay View Nursing and Rehabilitation Center			1	100%	1
WEST CARVER MEDICAL ASSOCIATES		1			1
MEDHEALTH CLINICAL INC			1	100%	1
ADVANCE CARDIOVASCULAR IMAGING, INC			1	100%	1
BROOKSVILLE REGIONAL HOSPITAL			1	100%	1
Williamstown Commons			1	100%	1
FAITH FAMILY PRACTICE			1	100%	1
DESTIN SURGERY CENTER LTD		1			1

COVID-19: testing by laboratory

Data through Mar 31, 2021 verified as of Apr 1, 2021 at 09:25 AM

Data in this report are provisional and subject to change.

The numbers in the table below represent the number of Florida and non-Florida residents for whom test results were received by the Department of Health. A person can be tested by more than one laboratory and can have both positive and negative results. **Therefore, the sum of the numbers in each column will be larger than the total number of people tested.**

Reporting lab	Inconclusive	Negative	Positive	Percent positive	Total
CVS OH3481POCT MARYSVILLE		1			1
UNIVERSITY OF MIAMI - LENNAR CENTER			1	100%	1
HUNTSVILLE HOSPITAL			1	100%	1
CORPORATION OF AMERICA		1			1
EH FARGO HOSPITAL LABORATORY			1	100%	1
ABRAKIDABRA KIDS CLINIC			1	100%	1
FAMILY MEDICAL CENTER OF HOLLYWOOD PA			1	100%	1
HEARTLAND OF ZEPHYRHILLS FL, LLC			1	100%	1
CENTRAL FL INTERNAL MEDICINE ASSOCIATES LLC		1			1
KENDALL PEDIATRICS PARTNERS LLC			1	100%	1
SHANNON MEDICAL CENTER			1	100%	1
KAISER PERMANENTE REGIONAL REFERENCE LABORATORY		1			1
Shelbyville Manor		1			1
VALLEY HOSPITAL MEDICAL CENTER		1			1
URGENTMED			1	100%	1
CONNECTICUT PEDIATRICS @ CHC		1			1
MCR HEALTH MEDICAL EXPRESS			1	100%	1
HATLEY HEALTH CARE, INC		1			1
CARE CENTER OF LAKE PLACID			1	100%	1
HIGHLANDS CLINICAL LABORATORY			1	100%	1
AHC Dyersburg		1			1
PAUL C SCHWARTZ & MELVIN L WEIDMAN		1			1
FLORIDA DIGESTIVE AND LIVER SPECIALISTS			1	100%	1
ATMORE COMMUNITY HOSPITAL			1	100%	1
HARDIN MEMORIAL HOSPITAL - HEARTLAND PATHOLOGY CONSULTANTS			1	100%	1
CONSULATE HEALTH CARE OF VERO BEACH			1	100%	1
MEDIPLUS CLINIC, INC			1	100%	1
HEALTHPLUS			1	100%	1
VERITAS GENETICS, INC.			1	100%	1
HALE KUPUNA HERITAGE HOME		1			1
Kroger 569 - The Little Clinic Gallatin		1			1
SOUTHERN FAMILY HEALTH			1	100%	1
INNOVATIVE CARE II LLC			1	100%	1
REGIONAL MED CTR BAYONET POINT			1	100%	1
CLEVELAND CLINIC OUTPATIENT LABORATORY			1	100%	1
ST. LUKES HOSPITAL			1	100%	1
MEDICAL CLINIC OF HOUSTON			1	100%	1
MED CHOICE CENTER OF NORTH MIAMI			1	100%	1
Harbor House		1			1
CARDIAC AND VASCULAR CONSULTANTS MD PA		1			1
HALIFAX FAMILY HEALTH CENTER			1	100%	1
AUTUMN HOUSE			1	100%	1
BGB SUMMIT MEDICAL GROUP		1			1
Miller Health Care Center			1	100%	1
AMERICA'S ER SITE 002 LLC			1	100%	1
Fulton County Medical Center Long Term Care			1	100%	1
ROCKLEDGE HEALTH & REHABILITATION CENTER			1	100%	1

COVID-19: testing by laboratory

Data through Mar 31, 2021 verified as of Apr 1, 2021 at 09:25 AM

Data in this report are provisional and subject to change.

The numbers in the table below represent the number of Florida and non-Florida residents for whom test results were received by the Department of Health. A person can be tested by more than one laboratory and can have both positive and negative results. **Therefore, the sum of the numbers in each column will be larger than the total number of people tested.**

Reporting lab	Inconclusive	Negative	Positive	Percent positive	Total
WESTEX URGENT CARE, PLLC			1	100%	1
PEDIATRIC ASSOCIATES OF JULINGTON CREEK			1	100%	1
WESTON COUNTY HEALTH SERVICES			1	100%	1
PHYSICIANS URGENT CARE			1	100%	1
PINELLAS POINT NURSING AND REHAB CENTER			1	100%	1
Accordius Health at Harrisonburg		1			1
WASHINGTON SOLDIERS HOME AND COLONY		1			1
SILVERMAN			1	100%	1
LOUISIANA STATE LAB			1	100%	1
Orange City Nursing and Rehab Center			1	100%	1
NEW RIVER HEALTH DISTRICT			1	100%	1
HEALTH CLINIC,THE		1			1
DORNOCH PLACE DEL PRADO		1			1
TMH PHYSICIAN PARTNERS QUINCY			1	100%	1
CHATEAU MADELEINE - SENIOR LIVING & MEMORY CARE			1	100%	1
ATLANTIS VISION CENTER			1	100%	1
BAYLOR SCOTT & WHITE ALL SAINTS MEDICAL CENTER FT			1	100%	1
OXLEY PARK HEALTH & REHAB		1			1
FAU MEMORY & WELLNESS CENTER			1	100%	1
FORT MYERS DIALYSIS		1			1
PULSE MEDICAL DOCTOTS LLC			1	100%	1
HARTFORD HEALTH CARE & REHABILITATION			1	100%	1
LACKAWANNA HEALTH AND REHAB CENTER		1			1
GENESIS HOME HEALTH CARE SERVICES OF			1	100%	1
EXPRESS LAB LIVINGSTON			1	100%	1
MISSION REGIONAL MEDICAL CENTER			1	100%	1
BIODORON LABORATORIES			1	100%	1
SUNRISE/QUAY COUNTY HEALTH CLINIC		1			1
MAHONEY PEDIATRICS PA			1	100%	1
CVS NE8616POCT LINCOLN		1			1
SAINT ALPHONSUS REGIONAL MEDICAL CENTER			1	100%	1
ALL AMERICAN FAMILY AND GERIATRIC CARE			1	100%	1
SISTERS MISSION			1	100%	1
TITUSVILLE TOWERS ASSISTED LIVING		1			1
TILE PHARMACY		1			1
Central Alabama Veterans HCS - West Campus		1			1
EVENTIDE LUTHERAN HOME		1			1
PURECARE PHARMACY		1			1
SAINT AGNES HOSPITAL			1	100%	1
ST.ELIZABETH HEALTH CENTER	1				1
Northern Nevada State Veterans Home		1			1
VICTORIA PAIN AND REHABILITATION CENTER			1	100%	1
Piqua Manor		1			1
DORAL KIDNEY CENTER			1	100%	1
NEMOURS CHILDREN'S PRIMARY CARE			1	100%	1
Juniper Village at Bucks County		1			1
MEDCARE QUALITY MEDICAL CENTER LLC			1	100%	1

COVID-19: testing by laboratory

Data through Mar 31, 2021 verified as of Apr 1, 2021 at 09:25 AM

Data in this report are provisional and subject to change.

The numbers in the table below represent the number of Florida and non-Florida residents for whom test results were received by the Department of Health. A person can be tested by more than one laboratory and can have both positive and negative results. **Therefore, the sum of the numbers in each column will be larger than the total number of people tested.**

Reporting lab	Inconclusive	Negative	Positive	Percent positive	Total
PALMETTO CHARTER SCHOOL		1			1
INTERMOUNTAIN HEALTHCARE CENTRAL LABORATORY			1	100%	1
WALGREENS #06025		1			1
MEDERI CARETENDERS VS OF SE FL LLC DBA			1	100%	1
PUBLIX PHARMACY #0332		1			1
NULEASE MEDICAL SOLUTIONS			1	100%	1
MYCLINIC, INC			1	100%	1
WELLCARE URGENT CARE			1	100%	1
ORMOND PEDIATRICS PA			1	100%	1
EAST END PEDIATRICS		1			1
THE DOCTORS OFFICE OF BRICK, LLC		1			1
CARENOW URGENT CARE-HENDERSONVILLE		1			1
TRANSCEND PERFORMANCE AND LIFESTYLE INSTITUTE			1	100%	1
JERSEY IRISH MEDICAL		1			1
MINUTECLINIC LLC #3351			1	100%	1
EMERALD HEALTH CARE		1			1
PUBLIC HEALTH LABORATORIES			1	100%	1
BIOLOGICAL AND CHEMICAL EMERGENCIES LABORATORY			1	100%	1
QUALITY URGENT CARE CENTER			1	100%	1
MID-SOUTH URGENT CARE, PLLC			1	100%	1
JOHN HOPKINS WELLNESS CENTER PEPSICO			1	100%	1
Medilodge of Midland		1			1
SARASOTA MEMORIAL HOSPITAL		1			1
PENNY PEDIATRICS		1			1
TMH PHYSICIAN PARTNERS WAKULLA			1	100%	1
NORTH CAROLINA STATE LABORATORY OF PUBLIC HEALTH, SPECTRUM LAB NETWORK			1	100%	1
INDIGO PALMS			1	100%	1
GULF BREEZE TREATMENT CENTER, LLC			1	100%	1
FAMILY MEDICAL CENTERS			1	100%	1
LIBERTY COMMONS NURSING AND REHABILITA		1			1
MEDEXPRESS URGENT CARE - LINCOLN		1			1
CVS MA929POCT FRANKLIN		1			1
PEDIATRIC ASSOCIATES - JACKSONVILLE			1	100%	1
FLORIDA HOSPITAL TRANSPLANT CENTER		1			1
BROOKDALE WEST PALM BEACH			1	100%	1
PRIME CARE FAMILY MEDICINE			1	100%	1
CLEMENT J ZABLOCKI VAMC		1			1
ARIZONA STATE LABORATORY			1	100%	1
Chateau Dville Rehab & Retirement		1			1
CARE ADVANTAGE			1	100%	1
SANCHEZ CAZAU MEDICAL GROUP			1	100%	1
FLORIDA HEART AND VASCULAR MULTISPECIALTY GROUP PA			1	100%	1
SAINT FRANCIS HOSPITAL			1	100%	1
METHODIST HEALTHCARE - MEMPHIS HOSP		1			1
Good Samaritan Society - Albion		1			1
YOUTH HEALTH CENTER OF HUNTINGTON		1			1
ADDINGTON PLACE EAST LAKE		1			1

COVID-19: testing by laboratory

Data through Mar 31, 2021 verified as of Apr 1, 2021 at 09:25 AM

Data in this report are provisional and subject to change.

The numbers in the table below represent the number of Florida and non-Florida residents for whom test results were received by the Department of Health. A person can be tested by more than one laboratory and can have both positive and negative results. **Therefore, the sum of the numbers in each column will be larger than the total number of people tested.**

Reporting lab	Inconclusive	Negative	Positive	Percent positive	Total
ADVANCED LABORATORY SERVICES			1	100%	1
Grays Harbor Health and Rehabilitation		1			1
MEDICAL UNIVERSITY OF SOUTH CAROLINA			1	100%	1
ALL CARE URGENT CARE			1	100%	1
ELATION HEALTH		1			1
WARREN GENERAL HOSPITAL			1	100%	1
BRIDGEWAY CENTER INC			1	100%	1
CVS OH6164POCT DELAWARE		1			1
Brio of Johnston		1			1
Walgreens #10988		1			1
APPLECARE URGENT CARE KINGSLAND			1	100%	1
Medilodge of Kalamazoo		1			1
APPLECARE URGENT CARE			1	100%	1
MEA PRIMARY CARE PLUS BYRAM			1	100%	1
NORTH BREVARD CHILDRENS MEDICAL CENTER			1	100%	1
PROGRESSIVE MEDICAL LAB LLC			1	100%	1
TREASURE COAST MEDICAL CONCIERGE LLC			1	100%	1
PHOEBE PRIMARY CARE CAMILLA			1	100%	1
PALM BEACH COUNTY SHERIFF OFFICE			1	100%	1
Cornerstone at the Ranch		1			1
Kroger 407 - The Little Clinic Lexington		1			1
UNIVERSITY PLACE NURSING CENTER		1			1
NORTHEAST GEORGIA HEALTH SYSTEM			1	100%	1
CIRRUS DX			1	100%	1
THE HOSPITALS OF PROVIDENCE EMERGENCY ROOM			1	100%	1
MEDEXPRESS URGENT CARE - PINE BLUFF S		1			1
ST. MICHAEL'S ELITE HOSPITAL			1	100%	1
CULVER CITY URGENT CARE			1	100%	1
CEPERO PEDIATRICS PA			1	100%	1
FREDERICK AVENUE GROUP HOME		1			1
CASA DE ORO CARE AND REHABILITATION CE		1			1
ALTAMONTE SPRINGS WALK IN MED CENTER			1	100%	1
MEMORIAL SATILLA HEALTH			1	100%	1
DAYTONA BEACH CENTRA CARE			1	100%	1
FIT4LIFE MEDICAL CENTER			1	100%	1
Altenheim Senior Living		1			1
JOHN PETER SMITH HOSPITAL- OB TRIAGE			1	100%	1
Kroger 618 - The Little Clinic Trail Creek Village		1			1
HUDSON REGIONAL HOSPITAL			1	100%	1
MIAMI-DADE COUNTY HEALTH DEPT.		1			1
SMYTH COUNTY COMMUNITY HOSPITAL LABORATORY			1	100%	1
ASHLEY PEDIATRICS DAY & NIGHT CLINIC			1	100%	1
SEVEN HILLS HEALTHCARE GROUP LLC DBA		1			1
CVS OH2381POCT LEWIS CENTER		1			1
Walgreens #5421		1			1
HEARTLAND PHARMACY SEBRING			1	100%	1
Villa Maria			1	100%	1

COVID-19: testing by laboratory

Data through Mar 31, 2021 verified as of Apr 1, 2021 at 09:25 AM

Data in this report are provisional and subject to change.

The numbers in the table below represent the number of Florida and non-Florida residents for whom test results were received by the Department of Health. A person can be tested by more than one laboratory and can have both positive and negative results. **Therefore, the sum of the numbers in each column will be larger than the total number of people tested.**

Reporting lab	Inconclusive	Negative	Positive	Percent positive	Total
COASTAL MANOR		1			1
TILLAMOOK COUNTY GENERAL HOSPITAL LAB		1			1
CLIFTON-FINE HOSPITAL LABORATORY		1			1
CELEBRATION FAMILY PHYSICIANS LLC			1	100%	1
JET MEDICAL CENTER			1	100%	1
ABSOLUTE CAREGIVERS HOME HEALTH AGENCY INC			1	100%	1
Bolingreen Health and Rehabilitation		1			1
NORTH WEST FLORIDA DIAGNOSTIC ENOCRINOLOGY CLINIC			1	100%	1
VIVIAN SIMMONS FAMILY PRACTICE			1	100%	1
PASCO COUNTY HEALTH DEPARTMENT			1	100%	1
UNIVERSITY OF MARYLAND PATHOLOGY ASSOCIATES			1	100%	1
MOUNT SINAI HOSPITAL OF QUEENS			1	100%	1
GULF COUNTY HEALTH DEPARTMENT			1	100%	1
CLINICAL CARE, INC			1	100%	1
UF HEALTH EMERGENCY CENTER LABORATORY		1			1
Caldwell Care		1			1
ROSE MEDICAL CENTER LAB			1	100%	1
WELLPATH			1	100%	1
ALTA BATES SUMMIT MEDICAL CENTER CLINICAL LAB			1	100%	1
MEDEXPRESS URGENT CARE - LAWTON		1			1
DORA HOME CARE			1	100%	1
MEMPHIS URGENT CARE #2, LLC			1	100%	1
PALMA CEIA MED GROUP-SWANN		1			1
FALMOUTH HOSPITAL			1	100%	1
TRIHEALTH			1	100%	1
ST JOHNS PEDIATRICS PA		1			1
SUNSHINE PEDIATRICS OF LUTz			1	100%	1
TOMAH VAMC			1	100%	1
Valley View Health and Rehabilitation, LLC		1			1
BORINQUEN HEALTH CENTER			1	100%	1
LAS PALOMAS SENIOR LIVING		1			1
Kroger 006 - The Little Clinic Uintah Gardens		1			1
Birmingham Nursing and Rehabilitation East LLC		1			1
OAKWOOD HOSPITAL - SOUTHSORE			1	100%	1
LIFEGUARD AMBULANCE SERVICE LLC - BAY COUNTY			1	100%	1
Fairview			1	100%	1
CVS MA2600POCT WEYMOUTH			1	100%	1
Chateau Living Center			1	100%	1
Community Care Center of Heritage House, LLC			1	100%	1
MORSELIFE HOME CARE INC			1	100%	1
THE TOLEDO HOSPITAL			1	100%	1
MEMORIAL HEALTH UNIVERSITY MEDICAL		1			1
Casa Real Center		1			1
Rehab Select of Talladega		1			1
CONTINENTAL HOME HEALTH CARE INC			1	100%	1
NORTH FLORIDA FAMILY MEDICINE			1	100%	1
TRAFALGAR DIALYSIS			1	100%	1

COVID-19: testing by laboratory

Data through Mar 31, 2021 verified as of Apr 1, 2021 at 09:25 AM

Data in this report are provisional and subject to change.

The numbers in the table below represent the number of Florida and non-Florida residents for whom test results were received by the Department of Health. A person can be tested by more than one laboratory and can have both positive and negative results. **Therefore, the sum of the numbers in each column will be larger than the total number of people tested.**

Reporting lab	Inconclusive	Negative	Positive	Percent positive	Total
ABRAZO WEST CAMPUS			1	100%	1
PREMIUM HOME HEALTH CARE INC			1	100%	1
OHSU LABORATORY SERVICES		1			1
ARLINGTON ADULT RESIDENTIAL FACILITY, INC			1	100%	1
MEMORIAL HERMANN SOUTHWEST HOSPITAL			1	100%	1
CVS KS8601POCT OVERLAND PARK			1	100%	1
ABSOLUTE QUICK CARE			1	100%	1
Medicalodges Neosho			1	100%	1
HEALTH FIRST MEDICAL GROUP LLC			1	100%	1
Crowne Health Care of Eufaula		1			1
SEGAL INSTITUTE FOR CLINICAL RESEARCH INC			1	100%	1
EXPRESS CARE OF OCALA			1	100%	1
BOCA RATON REGIONAL HOSPITAL		1			1
Walgreens #3049		1			1
SARHA DOCTORS CENTER			1	100%	1
EAGLE COUNTY HEALTH AND HUMAN SERVICES			1	100%	1
OCEAN MEDICAL CENTER		1			1
KANA MEDICAL			1	100%	1
FAIRFIELD MEDICAL CENTER			1	100%	1
ST JOHNS MEDICAL CENTER		1			1
DOCTORS MEMORIAL HOSP HOME HEALTH CARE		1			1
1ST MED DOTHAN			1	100%	1
ELITE MEDICAL LABORATORY SOLUTIONS LLC			1	100%	1
CVS MA1121POCT WESTFORD		1			1
SPECIALTY DRUG TESTING			1	100%	1
HIGHLAND PARK LAKEWOOD PRESTON HOLLOW			1	100%	1
ABRAKIDABRA PEDIATRIC CLINIC LLC			1	100%	1
Glen Oaks Health and REhabilitation		1			1
WALGREENS #15291		1			1
Broomall Manor		1			1
ER NEAR ME HULEN		1			1
Arch Plaza Nursing and Rehabilitation Center			1	100%	1
CANDLER HOSPITAL			1	100%	1
FLORIDA HOME HEALTH			1	100%	1
JACKSON MADISON CO. GEN. HOSPITAL			1	100%	1
SURGERY CENTER, THE			1	100%	1
HARDIN HEALTH INC		1			1
Robinson Terrace Rehabilitation and Nursing Center		1			1
BRIDGES AT LIFE CARE CENTER OF OCALA, THE			1	100%	1
SIERRA HEALTH CARE CENTER		1			1
ORCHARD LABORATORIES			1	100%	1
ADVENTHEALTH MEDICAL GROUP OBSTETRICS AND			1	100%	1
FLORIDA ADVANCED MEDICAL AND DERM AESTHETICS LLC			1	100%	1
HUNEYCUTT FAMILY PRACTICE			1	100%	1
LYSTER MAIN LAB, FT RUCKER		1			1
LAS PALMAS MEDICAL CENTER			1	100%	1
BELLMORE PEDIATRICS		1			1

COVID-19: testing by laboratory

Data through Mar 31, 2021 verified as of Apr 1, 2021 at 09:25 AM

Data in this report are provisional and subject to change.

The numbers in the table below represent the number of Florida and non-Florida residents for whom test results were received by the Department of Health. A person can be tested by more than one laboratory and can have both positive and negative results. **Therefore, the sum of the numbers in each column will be larger than the total number of people tested.**

Reporting lab	Inconclusive	Negative	Positive	Percent positive	Total
Hawthorne House		1			1
CAROLINAS HEALTHCARE SYSTEM LAB			1	100%	1
RED BUG LAKE ROAD OVIEDO COVID			1	100%	1
Greencroft Goshen		1			1
SUN CLINICAL LABORATORIES			1	100%	1
LITTLE FALLS HOSPITAL LABORATORY		1			1
BEAUMONT HOSPITAL			1	100%	1
BETHESDA DIALYSIS			1	100%	1
METROPOLITAN			1	100%	1
ANDERSON FAMILY MEDICINE			1	100%	1
STEPHENS COUNTY HOSPITAL			1	100%	1
CROZER-CHESTER MEDICAL CENTER			1	100%	1
CONCENTRA - TAMPA EAST		1			1
JOHNSON & JOHNSON VISION CARE-VISTAKON			1	100%	1
SUMMIT HEALTHCARE REGIONAL MEDICAL		1			1
FLORIDA CLINICAL RESEARCH CENTER, LLC			1	100%	1
SUNCOAST FAMILY MEDICAL ASSOCIATES			1	100%	1
TENNOVA ER - SANGO			1	100%	1
SPECTRUM LABORATORY			1	100%	1
WEST BOYNTON DIALYSIS			1	100%	1
NORTHWEST TEXAS HEALTHCARE SYSTEM,INC			1	100%	1
NEMOURS CHILDREN HOSPITAL			1	100%	1
BAPTIST MEDICAL PLAZA AT WESTCHESTER			1	100%	1
CHOTA COMMUNITY HEALTH SERVICES		1			1
ANY LAB TEST NOW JACKSONVILLE		1			1
PRECIDENT FLORIDA		1			1
DAVITA DIALYSIS-NORTH			1	100%	1
HARMONY HEALTHCARE ORLANDO INC		1			1
SMITH KLINE			1	100%	1
Kroger 500 - The Little Clinic Speedway		1			1
ENCOMPASS HEALTH HOME HEALTH		1			1
HIDALGO FAMILY CLINIC			1	100%	1
MEDEXPRESS URGENT CARE - HADLEY		1			1
CLEVELAND CLINIC OHIO LABORATORIES			1	100%	1
URGENT CARE CENTER OF PORT ORANGE LLC			1	100%	1
DR PHILLIPS CENTER FOR WELLNESS		1			1
ADAPTIVE BIOTECHNOLOGIES			1	100%	1
SCHUYLER HOSPITAL		1			1
GREATER TAMPA AT HOME			1	100%	1
CALIFORNIA PUBLIC HEALTH LABORATORY			1	100%	1
SV MOBILE HEALTH			1	100%	1
OXY-GENLAB			1	100%	1
Ladera Center		1			1
GMR EVENT SERVICES LLC DBA CROWDRX		1			1
Westminster Canterbury Richmond		1			1
BLESSINGS MEDICAL CLINIC, THE			1	100%	1
MOUNTAINVIEW URGENT CARE VALLEY		1			1

COVID-19: testing by laboratory

Data through Mar 31, 2021 verified as of Apr 1, 2021 at 09:25 AM

Data in this report are provisional and subject to change.

The numbers in the table below represent the number of Florida and non-Florida residents for whom test results were received by the Department of Health. A person can be tested by more than one laboratory and can have both positive and negative results. **Therefore, the sum of the numbers in each column will be larger than the total number of people tested.**

Reporting lab	Inconclusive	Negative	Positive	Percent positive	Total
CVS MA654POCT ACTON		1			1
EPIC CARE PHARMACY		1			1
Gulf Coast health and Rehabilitation, LLC		1			1
NONA MEDICAL ARTS		1			1
Elm Crest Senior Living Community		1			1
BAPTIST HOSPITAL EAST			1	100%	1
Florence Nursing and Rehabilitation Center		1			1
MCGUFFEY HEALTH CARE CENTER INC		1			1
AESTHETIC PHYSICIANS PC			1	100%	1
NOVANT HEALTH PRINCE WILLIAM WELLNESS CENTER			1	100%	1
Remarkable Healthcare Dallas			1	100%	1
MEDEXPRESS URGENT CARE - CABOT			1	100%	1
Kroger 444 - The Little Clinic Dent		1			1
BAYSHORE DIALYSIS			1	100%	1
CACERES SPECIALIZED GYNECOLOGY		1			1
THE HEART HOSPITAL BAYLOR PLANO			1	100%	1
VA OPTOMETRY CLINIC			1	100%	1
Sage Bluff Health & Rehabilitation Center		1			1
SAINT PETE MRI			1	100%	1
NEW MILFORD HOSPITAL			1	100%	1
SALEM HOSPITAL REGIONAL LABORATORY		1			1
SOUTH TEXAS HEALTH SYSTEM ER - WARE ROAD			1	100%	1
LAREDO EMERGENCY ROOM			1	100%	1
DEPT OF VA MEDICAL CENTER - MIAMI			1	100%	1
MAIN STREET PHARMACY OF MARCELLUS, INC		1			1
IVY CREEK HEALTHCARE & WELLNESS CENTRE			1	100%	1
OUCH URGENT CARE			1	100%	1
San Antonio Residence and Rehabilitation Center		1			1
SPRINGBROOK HOSPITAL			1	100%	1
FORT LOUDOUN PRIMARY CARE		1			1
HELIX BIOMEDICS LLC			1	100%	1
BRADENTON CONVENTION CENTER			1	100%	1
WEST FLORIDA MEDICAL CENTER CLINIC			1	100%	1
MARTIN LUTHER KING RENAL INSTITUTE			1	100%	1
DEVLIN MANOR NURSING AND REHABILITATION		1			1
ARTESIAN HOME		1			1
MARYLAND DEPARTMENT OF HEALTH AND MENTAL HYGIENE			1	100%	1
FRESENIUS MEDICAL CARE TRADTION			1	100%	1
Harris Hill Nursing Facility		1			1
CHRISTIANA HOSPITAL		1			1
PALOMAR MEDICAL CENTER			1	100%	1
CHAMBREL AT PINECASTLE			1	100%	1
MCCALLIE SCHOOL-STUDENT HEALTH CENTER		1			1
WEST VIRGINIA LABORATORIES			1	100%	1
BOTTINEAU GOOD SAMARITAN CENTER		1			1
A.G. Rhodes		1			1
COURTLAND TERRACE		1			1

COVID-19: testing by laboratory

Data through Mar 31, 2021 verified as of Apr 1, 2021 at 09:25 AM

Data in this report are provisional and subject to change.

The numbers in the table below represent the number of Florida and non-Florida residents for whom test results were received by the Department of Health. A person can be tested by more than one laboratory and can have both positive and negative results. **Therefore, the sum of the numbers in each column will be larger than the total number of people tested.**

Reporting lab	Inconclusive	Negative	Positive	Percent positive	Total
TAYLOR COUNTY HEALTH DEPARTMENT			1	100%	1
AURORA CONSOLIDATED LABORATORY			1	100%	1
The Center at Centennial			1	100%	1
Kroger 705 - The Little Clinic Richmond		1			1
CVS IL7142POCT LOCKPORT		1			1
WALKIN MEDICAL URGENT CARE,NEW CITY			1	100%	1
RYE BEACH PHARMACY INC		1			1
CAH ACQUISITION COMPANY 11 LLC			1	100%	1
THE EMORY CLINIC			1	100%	1
Walgreens #12153		1			1
FLORIDA DEPARTMENT OF HEALTH PALM BEACH COUNTY			1	100%	1
ALLEGANY COUNTY DEPARTMENT OF HEALTH		1			1
COLLINS NURSING HOME		1			1
PHYSICIAN ASSOCIATES, LLC			1	100%	1
Vista Park			1	100%	1
CONSOLIDATED			1	100%	1
URGENT 202 COX CREEK PKWY		1			1
FIRSTCARE MEDICAL CENTER			1	100%	1
NOORANI MEDICAL CENTER LLC			1	100%	1
TFH HOME HEALTH INC			1	100%	1
PHOEBE SUMTER MEDICAL CENTER LABORATORY		1			1
Hillside Manor Rehabilitation and Extended Care Center		1			1
LIBERTY URGENT CARE			1	100%	1
MISSISSIPPI VALLEY REGIONAL BLOOD CENTER			1	100%	1
LabCorp L#09258295 M#09258285			1	100%	1
VANAJA SUREDDI MD PA			1	100%	1
Avista Nursing and Rehab			1	100%	1
LOGAN COUNTY HOSPITAL			1	100%	1
Greenhaven Health and Rehabilitation		1			1
TIMPANOGOS REGIONAL HOSPITAL			1	100%	1
SC-GA2018 THE RIDGE REHABILITATION & H		1			1
Kroger 016 - The Little Clinic Centennial		1			1
WORKFORCE HEALTH DEPARTMENT			1	100%	1
LANGLEY DIALYSIS			1	100%	1
MEDICAL LIFE-INC GUIDEWELL EMERGENCY MEDICINE			1	100%	1
FIVE STAR PREMIER RESIDENCES OF POMPANO BEACH			1	100%	1
THE MEDICAL CENTER			1	100%	1
GENESIS HEALTH SYSTEM			1	100%	1
NEXT LEVEL URGENT CARE (WOODLANDS)			1	100%	1
Fairhaven Retirement Community		1			1
MEDICAL ASSOCIATES OF THE SHOALS		1			1
GOOD PEDIATRICS			1	100%	1
FAMILY MEDICAL CLINIC KENDALL LLC			1	100%	1
AMERICAN LAB LLC		1			1
SMITH			1	100%	1
FLORIDA EPIDEMIOLOGY PROGRAM			1	100%	1
Rockcastle Health and Rehab		1			1

COVID-19: testing by laboratory

Data through Mar 31, 2021 verified as of Apr 1, 2021 at 09:25 AM

Data in this report are provisional and subject to change.

The numbers in the table below represent the number of Florida and non-Florida residents for whom test results were received by the Department of Health. A person can be tested by more than one laboratory and can have both positive and negative results. **Therefore, the sum of the numbers in each column will be larger than the total number of people tested.**

Reporting lab	Inconclusive	Negative	Positive	Percent positive	Total
Autumn Care of Suffolk		1			1
Schoenbrunn Healthcare		1			1
MEDEXPRESS URGENT CARE PENNSVILLE		1			1
JACKSONVILLE HEALTH & REHAB		1			1
MARTIN HEALTH PHYSICIAN GROUP			1	100%	1
NULL			1	100%	1
GIBSON AREA PRIMARY CARE			1	100%	1
Diversicare of Smyrna		1			1
Village Crest Center for Health & Rehabilitation		1			1
PALM COTTAGE OPERATOR LLC			1	100%	1
HENRY FORD WEST BLOOMFIELD HOSPITAL			1	100%	1
Domiciliary Rehab & Residential Treatment Program		1			1
DIGNITY HEALING LLC			1	100%	1
NORTH SHORE HEMATOLOGY-ONCOLOGY ASSOCI		1			1
ADVENT HEALTH - OWASA			1	100%	1
LAB PLUS, LLC			1	100%	1
THE CHILDREN'S HOSPITAL OF PHILADELPHIA		1			1
SHARON REGIONAL MEDICAL CENTER			1	100%	1
ROAN MOUNTAIN MEDICAL CENTER			1	100%	1
Walgreens #11724		1			1
Livingston County Center for Nursing and Rehabilitation		1			1
ST JUDE CARE CENTER		1			1
CVS OK6225POCT EDMOND		1			1
SIPERSTEIN DERMATOLOGY LLC			1	100%	1
Lemont Nursing and Rehab Center			1	100%	1
ROSE HAVEN NURSING CENTER		1			1
CARENOW-MONTGOMERY			1	100%	1
RAYMOND F CARON MD			1	100%	1
ADVANCED CARDIOVASCULAR DIAGNOSTICS PL		1			1
STITCHES ACUTE CARE CENTER OF CHEYENNE			1	100%	1
PALMETTO PRIMARY CARE PHYSICIANS			1	100%	1
WINCHESTER URGENT CARE, PC		1			1
WESLEY MEDICAL CENTER			1	100%	1
Kroger 970 - The Little Clinic Westfield			1	100%	1
The Evangelical Lutheran Good Samaritan Society Prescott Village		1			1
CVS OH3306POCT AKRON		1			1
WYOMING COUNTY DEPARTMENT OF HEALTH		1			1
Heritage Health of Peru			1	100%	1
OCEANVIEW NURSING AND REHABILITAION CENTER			1	100%	1
BSA PHYSICIANS GROUP, INC D/B/A BSA FAMILY MEDICAL			1	100%	1
ELMCROFT OF TIMBERLIN PARC			1	100%	1
ALDEN PHARMACY		1			1
BOCA CIEGA CENTER			1	100%	1
Kingston Care Center of Fort Wayne		1			1
Coos County Nursing Home		1			1
SOUTHEAST MISSOURI HOSPITAL		1			1
EMERSON HOSPITAL LABORATORY			1	100%	1

COVID-19: testing by laboratory

Data through Mar 31, 2021 verified as of Apr 1, 2021 at 09:25 AM

Data in this report are provisional and subject to change.

The numbers in the table below represent the number of Florida and non-Florida residents for whom test results were received by the Department of Health. A person can be tested by more than one laboratory and can have both positive and negative results. **Therefore, the sum of the numbers in each column will be larger than the total number of people tested.**

Reporting lab	Inconclusive	Negative	Positive	Percent positive	Total
BEACHSIDE DETOX		1			1
ST JOHNS EPISCOPAL HOSPITAL SOUTH SHORE		1			1
HARDEN DIALYSIS		1			1
FLORIDA DEPARTMENT OF HEALTH IN BROWARD COUNTY		1			1
Tremont Health & Rehabilitation Center		1			1
CARESPOT - OCOEE			1	100%	1
CVS CT750POCT ENFIELD		1			1
MARTIN ARMY COMMUNITY HOSPITAL			1	100%	1
AMERICAN FAMILY CARE URGENT CARE		1			1
SPINE & PAIN CONSULTANT PLLC		1			1
LOUIS A JOHNSON VAMC		1			1
PANCARE HEALTH - CARR ELEM & MIDDLE SCHOOL			1	100%	1
Kroger 717 - The Little Clinic Dolphin Drive			1	100%	1
AAA MEDICAL TESTING			1	100%	1
Ozark Health and Rehabilitation, LLC		1			1
PEDIATRIC ASSOCIATES - DORAL			1	100%	1
SOMA MEDICAL CENTER PA #2 OAKLAND			1	100%	1
CHILDREN'S NATIONAL MEDICAL CENTER			1	100%	1
SYNERGY DIALYSIS INC			1	100%	1
TARRANT MEDICAL ASSOCIATES			1	100%	1
ST JOHN'S MEDICAL CENTER, TETON VILLAGE			1	100%	1
TRUCARE LIVING CENTERS - SELMA			1	100%	1
RELIANCE HOME HEALTH CARE INC		1			1
SANFORD HOME		1			1
SUNCOAST BEHAVIORAL HEALTH CENTER			1	100%	1
DEL PRADO MEDICAL CENTER, INC		1			1
CVS KS8573POCT OVERLAND PARK		1			1
FAMILY MEDICINE AT CELEBRATION		1			1
POINTE MEDICAL SERVICES INC			1	100%	1
DR DAN C TRIGG MEMORIAL HOSPITAL		1			1
DAVENPORT DIALYSIS CENTER		1			1
Dexter Health Care		1			1
HARBOR OAKS GOLDEN YEARS			1	100%	1
CARESOUTH HHA HOLDINGS OF VIRGINIA, LLC			1	100%	1
RIVERVIEW HOSPITAL	1				1
ELAN MANATEE			1	100%	1
URGENT CARE OF FORT LAUDERDALE INC			1	100%	1
ABE'S GARDEN/PARK MANOR APARTMENTS		1			1
IMMEDIATE CARE MEDICAL CENTER			1	100%	1
EXAC CARE CROSSVILLE		1			1
MERCYONE DES MOINES MEDICAL CENTER			1	100%	1
UNIVERSITY OF WASHINGTON DEPT OF LAB MEDICINE			1	100%	1
ANDREWS INSTITUTE AMBULATORY SURGERY CENTER		1			1
WINTER HAVEN DIALYSIS		1			1
ARBOR DIAGNOSTICS, INC		1			1
Harbert Hills Academy Nursing Home		1			1
HARDEE COUNTY FIRE RESCUE		1			1

COVID-19: testing by laboratory

Data through Mar 31, 2021 verified as of Apr 1, 2021 at 09:25 AM

Data in this report are provisional and subject to change.

The numbers in the table below represent the number of Florida and non-Florida residents for whom test results were received by the Department of Health. A person can be tested by more than one laboratory and can have both positive and negative results. **Therefore, the sum of the numbers in each column will be larger than the total number of people tested.**

Reporting lab	Inconclusive	Negative	Positive	Percent positive	Total
DILELLA			1	100%	1
SUNCOAST RESEARCH GROUP LLC			1	100%	1
VA ST LOUIS HEALTH CARE SYSTEM			1	100%	1
Walgreens #5914		1			1
FLORIDA MEDICAL CLINIC PA GI			1	100%	1
SKYRIDGE CLINICAL ASSOCIATES		1			1
VELOCITY URGENT CARE - REDMILL			1	100%	1
CVS AZ9374POCT TUCSON		1			1
ALLIED PEDIATRICS & FAMILY MEDICINE			1	100%	1
VELOCITY URGENT CARE - LITTLE CREEK			1	100%	1
WAYNE COUNTY PUBLIC HEALTH		1			1
GATEWAY LABORATORIES		1			1
Troy Center for Rehabilitation & Nursing		1			1
BRIDGEWATER AT WATERMAN VILLAGE			1	100%	1
MICROBIOLOGY DEPARTMENT			1	100%	1
ACCURATE HEALTH SERVICES CORP			1	100%	1
HOSPICE OF MARION COUNTY INC			1	100%	1
HABANA HEALTH CARE CENTER			1	100%	1
MOUNT SINAI MEDICAL CENTER AVENTURA ER			1	100%	1
PCR DIAGNOSTICS			1	100%	1
CENTRAL JERSEY URGENT CARE OF GREEN BR		1			1
MEDICAL ARTS LABORATORY			1	100%	1
OCCUPATIONAL HEALTH CENTER		1			1
BAYLOR SCOTT AND WHITE MEDICAL CENTER -CENTENTENNIAL			1	100%	1
ASCARATE DIALYSIS			1	100%	1
Kroger 97 - The Little Clinic Hutchinson		1			1
ALBANNA PEDIATRICS CENTER			1	100%	1
MIDWEST COVENANT HOME, INC		1			1
WATERBURY HOSPITAL REFERENCE LAB			1	100%	1
Sharon Care Center			1	100%	1
SENTARA AMBULATORY CARE CLINIC			1	100%	1
CVS MA915POCT BEVERLY			1	100%	1
LP ELIZABETHTON		1			1
URGENT CARE OF KANSAS CITY			1	100%	1
URGENTMED PLANTATION			1	100%	1
CVS MI22230CV WAYNE COUNTY COMMUNITY COLLEGE			1	100%	1
REHABILITATION CENTER OF ALBUQUERQUE		1			1
LIFESPAN HEALTH - SELMER		1			1
UNIVERSITY OF MIAMI PRIMARY CARE SITE UMHC 3039			1	100%	1
MERCY GENERAL HOSPITAL			1	100%	1
MANHATTAN COLLEGE HEALTH SERVICES		1			1
CVS MA38POCT CHARLTON		1			1
CVS NC6633POCT FAYETTEVILLE		1			1
KINGWOOD EMERGENCY CENTER			1	100%	1
C V S / PHARMACY #4396		1			1
BLANCHARD VALLEY HOSPITAL LABORATORY			1	100%	1
SYCAMORE MEDICAL CENTER-KETTERING HEALTH NETWORK			1	100%	1

COVID-19: testing by laboratory

Data through Mar 31, 2021 verified as of Apr 1, 2021 at 09:25 AM

Data in this report are provisional and subject to change.

The numbers in the table below represent the number of Florida and non-Florida residents for whom test results were received by the Department of Health. A person can be tested by more than one laboratory and can have both positive and negative results. **Therefore, the sum of the numbers in each column will be larger than the total number of people tested.**

Reporting lab	Inconclusive	Negative	Positive	Percent positive	Total
ORANGE PEDIATRICS PA			1	100%	1
Terrace Glen Village		1			1
CYPRESS VILLAGE REHAB CENTER		1			1
CAMBRIDGE HEALTH ALLIANCE			1	100%	1
REEVES COUNTY HOSPITAL DISTRICT			1	100%	1
DIRECT PRIMARY CARE OF BURLESON			1	100%	1
CHATEAU TERREBONNE HEALTH CARE		1			1
GIFFORD MEMORIAL HOSPITAL		1			1
CORNERSTONE OF RECOVERY INC		1			1
MEDEXPRESS URGENT CARE - WAYNESBURG		1			1
MARINA DEL REY HOSPITAL LAB			1	100%	1
UNIVERSITY OF BALTIMORE WASHINGTON MEDICAL CENTER			1	100%	1
NHC Sequatchie		1			1
PARRISH MEDICAL GROUP			1	100%	1
CVS IN6536POCT KOKOMO		1			1
HILLSBORO MEDICAL CENTER MAIN LABORATO		1			1
UNIVERISTY HOSPITAL			1	100%	1
DIAGNOSTIC GROUP INTEGRATED HEALTHCARE			1	100%	1
PREMIER FAMILY AND SPORTS MEDICINE LLC			1	100%	1
The Pines at Poughkeepsie Center for Nursing and Rehabilitation		1			1
ADVENTHEALTH MEDICAL GROUP SENIOR HEALTH AT			1	100%	1
CENTRAL FLORIDA ADULT MEDICINE		1			1
TRADITIONAL MEDICINE CENTER			1	100%	1
WVU MEDICINE AT SUNCREST TOWNE CENTRE			1	100%	1
Pontotoc Health and Rehab		1			1
FLORIDA SOUTHERN COLLEGE			1	100%	1
NEVADA RURAL HOUSING AUTHORITY			1	100%	1
SUMMIT COUNTY PUBLIC HEALTH DEPARTMENT			1	100%	1
ARKANSAS PUBLIC HEALTH LABORATORY		1			1
Kroger 350 - The Little Clinic New Cut Road		1			1
RIVERVIEW HOSPITAL D/B/A UNIVERSITY		1			1
BAYCARE OUTREACH LAB AT NEW TAMPA			1	100%	1
CARESOUTH HHA HOLDINGS OF THE TREASURE COAST LLC			1	100%	1
ISLANDS ASSISTED LIVING FACILITY,THE			1	100%	1
NEMOURS CHILDREN'S PRIMARY CARE, ST CLOUD			1	100%	1
INLET CONCIERGE MEDICINE			1	100%	1
ST FRANCIS COLLEGE WELLNESS CENTER		1			1
OPTUM OF HIALEAH		1			1
MIAMI VASCULAR SURGERY			1	100%	1
ADVENTHEALTH IMAGING WINTERGARDEN		1			1
FINLAY MEDICAL RESEARCH CORP			1	100%	1
BOULDER COMMUNITY HOSPITAL			1	100%	1
CURELOGICS WOUND CARE & HYPERBARIC CENTER		1			1
FLORIDA HOSPITAL LAB			1	100%	1
Florida Baptist Retirement Center		1			1
EXPRESS WALK IN MEDICAL CENTER			1	100%	1
GARDEN VIEW CARE CENTER		1			1

COVID-19: testing by laboratory

Data through Mar 31, 2021 verified as of Apr 1, 2021 at 09:25 AM

Data in this report are provisional and subject to change.

The numbers in the table below represent the number of Florida and non-Florida residents for whom test results were received by the Department of Health. A person can be tested by more than one laboratory and can have both positive and negative results. **Therefore, the sum of the numbers in each column will be larger than the total number of people tested.**

Reporting lab	Inconclusive	Negative	Positive	Percent positive	Total
SANTA BARABARA ALF LLC (THE WINDSOR)			1	100%	1
CVS AZ9277POCT TUCSON		1			1
PARK AVENUE PEDIATRICS PC		1			1
MEDCOR, INC			1	100%	1
JMJ FAMILY PRACTICE			1	100%	1
Chestnut Ridge Nursing & Rehab		1			1
BL DIAGNOSTICS LLC			1	100%	1
Signature Healthcare of Georgetown		1			1
JP MORGAN CHASE HEALTH SERVICES			1	100%	1
ASSOCIATES MD MEDICAL GROUP INC			1	100%	1
MEDICAL ASSOCIATES OF PINELLAS - LAB			1	100%	1
UNIVERSITY OF SOUTH FLORIDA			1	100%	1
PREMIER HEALTH CARE INC			1	100%	1
PREMISEHEALTH		1			1
Walgreens #19461		1			1
YOUR GOOD HEALTH MEDICAL GROUP PA			1	100%	1
WEST FLORIDA MEDICAL ASSOCIATES PA			1	100%	1
CRYSTAL RIVER FIRE DEPARTMENT			1	100%	1
Kroger 367 - The Little Clinic Walton		1			1
MEDEXPRESS URGENT CARE - HACKETTSTOWN		1			1
Life Care Center of Auburn		1			1
BAYMEADOWS PEDIATRIC CARE		1			1
NORTHEAST BAPTIST HOSPITAL			1	100%	1
Walgreens #10851		1			1
SPRING VALLEY HOSPITAL MEDICAL CENTER			1	100%	1
AMD			1	100%	1
St Mary's d'Youville Pavilion		1			1
MEDSTAR URGENT CARE, LLC			1	100%	1
MEDEXPRESS URGENT CARE, EDWARDSVILLE		1			1
HENRY FORD HOSPITAL			1	100%	1
WOOD COUNTY HEALTH DEPARTMENT			1	100%	1
MT SINA1 HOSPICE			1	100%	1
PEDIATRIC PARTNERS			1	100%	1
URGENT CARE OF COASTAL GEORGIA			1	100%	1
MOUNT SINAI MEDICAL CENTER HIALEAH			1	100%	1
BERKSHIRE MEDICAL CENTER			1	100%	1
ST MARY'S OF SAGINAW		1			1
Mary Anna Nursing Home		1			1
INTERMOUNTAIN HEALTHCARE LABORATORY SERVICES			1	100%	1
MARTINSVILLE HEALTH AND REHAB			1	100%	1
ATRIA TAMARAC			1	100%	1
JUPITER MEDICAL CENTER INC			1	100%	1
PEACHEALTH LABORATORIES		1			1
BEVERLY ADVANCED PRACTICE NURSING		1			1
MERCY - NORTH IOWA			1	100%	1
Ash Flat Healthcare and Rehabilitation Center			1	100%	1
PALM BREEZE DIALYSIS			1	100%	1

COVID-19: testing by laboratory

Data through Mar 31, 2021 verified as of Apr 1, 2021 at 09:25 AM

Data in this report are provisional and subject to change.

The numbers in the table below represent the number of Florida and non-Florida residents for whom test results were received by the Department of Health. A person can be tested by more than one laboratory and can have both positive and negative results. **Therefore, the sum of the numbers in each column will be larger than the total number of people tested.**

Reporting lab	Inconclusive	Negative	Positive	Percent positive	Total
BAYFRONT HEAL WOUND CARE AND HYPERBARIC CENTER			1	100%	1
CVS NE8626POCT LINCOLN		1			1
BNJ		1			1
WELLSTAR ATLANTA MEDICAL CENTER LABORA		1			1
MOUNT SINAI COMPREHENSIVE CANCER CENTER			1	100%	1
CLARKSVILLE HEALTH SYSTEM			1	100%	1
FHPG SURGICAL ASSOCIATES OF EAST PASCO			1	100%	1
BROADWAY HEALTH FLORIDA MEDICAL CLINIC URGENT CARE			1	100%	1
DR BAWA AND ASSOCIATES			1	100%	1
PRIMEX CLINICAL LABORATORIES INC			1	100%	1
LAKE MARY OPTUM FLORIDA			1	100%	1
Kroger 670 - The Little Clinic Dawson Forest Rd & Hwy 19		1			1
LOWER KEYS COMMUNITY HEALTH CENTER			1	100%	1
Kroger 518 - The Little Clinic Hermitage		1			1
UFHEALTH			1	100%	1
WEST VIRGINIA UNIVERSITY HOSPITALS			1	100%	1
RCP OF MEMORIAL WEST			1	100%	1
COASTAL PEDIATRIC CARE			1	100%	1
EVEXIA DIAGNOSTICS			1	100%	1
RANDOLPH COUNTY HEALTH & REHABILITATIO		1			1
Heartland Health Care Center Jacksonville			1	100%	1
777 URGENT CARE			1	100%	1
MEMORIAL HERMANN KATY HOSPITAL			1	100%	1
Port Orange Nursing And Rehab Center			1	100%	1
CHI MEMORIAL HOSPITAL CHATTANOOGA			1	100%	1
MANHATTAN EYE EAR AND THROAT HOSPITAL		1			1
MEDEXPRESS URGENT CARE, MOSSIDE		1			1
SPARTANBURG REGIONAL MEDICAL CENTER			1	100%	1
PUBLIX PHARMACY #1114			1	100%	1
OHIO VALLEY MANOR NURSING &		1			1
OMAHA VA MEDICAL CENTER			1	100%	1
PEDRO MENENDEZ HEALTH CENTER AT ST JOHNS			1	100%	1
MT CARMEL NURSING HOME		1			1
Aspire Physical Recovery Center at Cahaba River		1			1
OMNI HEALTHCARE URGENT CARE			1	100%	1
TEXAS HEALTH ARLINGTON MEMORIAL HOSPITAL			1	100%	1
ULTIMATE KIDNEY CARE			1	100%	1
OMC PRIMARY CARE - HOSPITAL CAMPUS			1	100%	1
ROSEN MEDICAL CENTER AT ROSEN COLLEGE CAMPUS			1	100%	1
TEXAS HEALTH ARLINGTON MEMORIAL		1			1
ACUTE AND COMMUNICABLE DISEASE PREVENTION			1	100%	1
PERRY COUNTY NURSING HOME		1			1
Erie VAMC		1			1
BAYLOR SCOTT & WHITE MEDICAL SURGICAL CLINIC			1	100%	1
FAIRVIEW SOUTHDALE			1	100%	1
NORTHEAST REGIONAL MEDICAL CENTER			1	100%	1
EMORY DECATUR HOSPITAL - EMORY MEDICAL		1			1

COVID-19: testing by laboratory

Data through Mar 31, 2021 verified as of Apr 1, 2021 at 09:25 AM

Data in this report are provisional and subject to change.

The numbers in the table below represent the number of Florida and non-Florida residents for whom test results were received by the Department of Health. A person can be tested by more than one laboratory and can have both positive and negative results. **Therefore, the sum of the numbers in each column will be larger than the total number of people tested.**

Reporting lab	Inconclusive	Negative	Positive	Percent positive	Total
CPL INC/BSSC PATHOLOGY		1			1
LabCorp of America			1	100%	1
MEDEXPRESS URGENT CARE - NUTLEY		1			1
CARESPOT - LEE VISTA			1	100%	1
DIGESTIVE DISEASE CARE PC		1			1
MEADOWS PARK HEALTH AND REHABILITATION		1			1
PM PEDIATRICS OF BAYSIDE PLLC - BELLER		1			1
GENERATIONS CENTER OF SPENCER		1			1
Alaska Domiciliary Care for Homeless Veterans		1			1
VIRGINIA UROLOGY		1			1
SHP WESTCHESTER LLC		1			1
CVS TX7151POCT HUMBLE		1			1
Monument Health Custer Care Center		1			1
WILLOW DALE WELLNESS VILLAGE APARTMENT		1			1
BETHESDA HOSPITAL			1	100%	1
BEST CARE COMMUNITY AND FAMILY HEALTH CENTER INC			1	100%	1
Alden North Shore			1	100%	1
MEDEXPRESS URGENT CARE - RUSSELLVILLE, W MAIN ST		1			1
TANNER CLINIC			1	100%	1
DIGNITY HEALTH GOHEALTH		1			1
MID-FLORIDA CANCER CENTERS		1			1
JACK M MATHENY II MD			1	100%	1
CTMD MEDICAL CENTER, PA			1	100%	1
TITUSVILLE CENTER FOR SURGICAL EXCELLENCE LLC		1			1
PINEBROOK CARE AND REHABILITATION CENTER			1	100%	1
FLORIDA KEYS PED AND ADOLES CTR			1	100%	1
MEDEXPRESS URGENT CARE - LODI		1			1
SOUTHWESTERN STATE HOSPITAL LABORATORY			1	100%	1
Kroger 63 - The Little Clinic Glassford Hill Rd		1			1
WASHINGTONVILLE PHARMACY INC		1			1
CLINICAL RESEARCH OF WEST FLORIDA		1			1
BIOMERIEUX			1	100%	1
AVERA ST. MARY'S HOSPITAL			1	100%	1
MED BAR LLC		1			1
AURORA MEDICAL CENTER-KENOSHA			1	100%	1
SOUTHERN HILLS MEDICAL CENTER			1	100%	1
Rio Grande City Nursing and Rehab Center			1	100%	1
ADVENTHEALTH PHYSICIAN GROUP - APPLEWOOD			1	100%	1
SUMMIT DETOX INC			1	100%	1
ALLIANCE LABORATORY SERVICES			1	100%	1
DISCOVERY AT HOME, LLC			1	100%	1
Kroger 353 - The Little Clinic Harpers Point		1			1
LP Marietta II, LLC		1			1
CARENOW LAKE WORTH			1	100%	1
UUHC - REDSTONE HEALTH CENTER LABORATORY			1	100%	1
STATE OF CALIFORNIA DOH SERVICES			1	100%	1
CITRONELLE HEALTH AND REHABILITATION CENTER		1			1

COVID-19: testing by laboratory

Data through Mar 31, 2021 verified as of Apr 1, 2021 at 09:25 AM

Data in this report are provisional and subject to change.

The numbers in the table below represent the number of Florida and non-Florida residents for whom test results were received by the Department of Health. A person can be tested by more than one laboratory and can have both positive and negative results. **Therefore, the sum of the numbers in each column will be larger than the total number of people tested.**

Reporting lab	Inconclusive	Negative	Positive	Percent positive	Total
FALKVILLE HEALTHCARE		1			1
HAMILTON CI MAIN UNIT ANNEX/ WORK CAMP			1	100%	1
Royal Palm Beach Health and Rehab Center			1	100%	1
MINUTECLINIC DIAGNOSTIC OF VIRGINIA, LLC #1980		1			1
Fairhope		1			1
C V S / PHARMACY #833		1			1
Brakeley Park Center		1			1
BRONSON METHODIST HOSPITAL			1	100%	1
BMC MAYPORT			1	100%	1
CVS AZ9273POCT TUCSON			1	100%	1
SHRIVERS PHARMACY AND WELLNESS CENTER			1	100%	1
MEDEXPRESS NORTHSIDE			1	100%	1
Mayfair Village Nursing Care Center		1			1
WELL-KEY URGENT CARE SEVIERVILLE			1	100%	1
FLORIDA FAMILY LABORATORY		1			1
LANTANA HC LAB			1	100%	1
AMERICAN DRUG TESTING LAB LLC			1	100%	1
ALAFAYA WOODS FAMILY MEDICAL CENTER		1			1
Abernethy Laurels		1			1
FAMILY PRACTICE ASSOCIATES		1			1
Grand Junction VAMC		1			1
UMMC MIDTOWN CAMPUS			1	100%	1
KINGWOOD EMERGENCY HOSPITAL			1	100%	1
CVS PHARMACY INC DBA CVS/PHARMACY # 10600		1			1
BROCK HUGHES MEDICAL CENTER			1	100%	1
RMC BROOKHOLLOW MED AESTHETICS INC		1			1
BLUFFTON HEALTH CENTER			1	100%	1
CHP COVID-19 (TX)			1	100%	1
MEDTOWN PHARMACY			1	100%	1
Ideal Senior Living Center		1			1
CSL PLASMA LAB			1	100%	1
PRIMARY AND URGENT CARE			1	100%	1
HEALTHCARE FOR THE HOMELESS			1	100%	1
Kroger 433 - The Little Clinic Atoka		1			1
NORTHSIDE FAMILY MEDICINE		1			1
WELLMED AT BAY AREA		1			1
Oakland Nursing and Rehabilitation Center		1			1
KNAPP MEDICAL GROUP			1	100%	1
Douglas County Health Center		1			1
Belvoir Woods Health Care Center at The Fairfax		1			1
INFECTION CONTROL DEPT			1	100%	1
CVS AZ10529POCT SCOTTSDALE		1			1
VA Ann Arbor HCS		1			1
MOUNT SINAI MEDICAL CENTER OF FLORIDA INC			1	100%	1
SENCARE MANAGEMENT		1			1
CARING PROFESSIONAL HEALTH CARE LLC		1			1
EASTSIDE URGENT CARE			1	100%	1

COVID-19: testing by laboratory

Data through Mar 31, 2021 verified as of Apr 1, 2021 at 09:25 AM

Data in this report are provisional and subject to change.

The numbers in the table below represent the number of Florida and non-Florida residents for whom test results were received by the Department of Health. A person can be tested by more than one laboratory and can have both positive and negative results. **Therefore, the sum of the numbers in each column will be larger than the total number of people tested.**

Reporting lab	Inconclusive	Negative	Positive	Percent positive	Total
STANDIFER PLACE		1			1
OCALA RKC EAST HEMO #1			1	100%	1
Brown Memorial Home		1			1
PATHOLOGY		1			1
SHAMRA MEDICAL LABORATORY			1	100%	1
SKY RIDGE MEDICAL CENTER - MICRO			1	100%	1
Newton Wellesley Center for Alzheimer's Care		1			1
MARYLAND DEPARTMENT OF HEALTH AND MENTAL HYGIENE-LABORATORIES			1	100%	1
ROBINSON FAMILY CLINIC PA			1	100%	1
FIU HEALTH CARE CENTER			1	100%	1
TRUMAN MEDICAL CENTER - HOSPITAL HILL			1	100%	1
ALPHA CLINICAL LABORATORY CORP.			1	100%	1
MEDCOR CORPORATE CLINIC			1	100%	1
MISSION HOSPITAL – MEMORIAL CAMPUS			1	100%	1
CONCORDIA MANOR			1	100%	1
SIGNATURE CARE MEMORIAL CITY			1	100%	1
CVS CT692POCT NORTH HAVEN		1			1
Kingston of Miamisburg		1			1
Willowbrooke Court at Normandy Farms Estates		1			1
HERITAGE CARE AND REHABILITATION CENTE		1			1
MCLEOD MEMORIAL HOSPITAL CLARENDON			1	100%	1
MAYO CLINIC OUTPATIENT DIALYSIS CENTER			1	100%	1
OAK HAVEN REHAB AND NURSING CENTER			1	100%	1
HILTON HEAD HOSPITAL/INPATIENT			1	100%	1
HALIFAX HEALTH PRIMARY CARE ORMOND			1	100%	1
AMERICAN FAMILY CARE - SMYRNA			1	100%	1
Advanced Rehabilitation of Vernon		1			1
SAINT LEO UNIVERSITY INCORPORATED			1	100%	1
TENNOVA HEALTHCARE - CLEVELAND			1	100%	1
RESOURCE PATH LLC			1	100%	1
QLABS			1	100%	1
ST. JOHN HOSPITAL & MEDICAL CENTER			1	100%	1
MANOR CARE OF DELRAY BEACH FL LLC		1			1
KIOSK MEDICINE OF KENTUCKY LLC		1			1
SACRED HEART HOSPITAL NURSING			1	100%	1
UNIVERSITY OF TOLEDO MEDICAL CENTER			1	100%	1
SPHERE DX			1	100%	1
CLERMONT HEALTH DEPARTMENT			1	100%	1
COLONIAL HEALTH CARE		1			1
FRONT PORCH PEDIATRICS PLLC			1	100%	1
SUSAN F WILLIAMS MD PA			1	100%	1
CLEMENT MANOR HEALTH CENTER		1			1
WINDERMERE PEDIATRICS			1	100%	1
St. Anne Home		1			1
CHI ST ALEXIUS TRANSITIONAL CARE UNIT		1			1
DE TAR HOSPITAL			1	100%	1
HACKENSACK UNIVERSITY MEDICAL CENTER		1			1

COVID-19: testing by laboratory

Data through Mar 31, 2021 verified as of Apr 1, 2021 at 09:25 AM

Data in this report are provisional and subject to change.

The numbers in the table below represent the number of Florida and non-Florida residents for whom test results were received by the Department of Health. A person can be tested by more than one laboratory and can have both positive and negative results. **Therefore, the sum of the numbers in each column will be larger than the total number of people tested.**

Reporting lab	Inconclusive	Negative	Positive	Percent positive	Total
MORNINGSIDE NURSING AND REHABILITATION		1			1
CONVENIENT MEDICAL AND HEALTH SERVICES			1	100%	1
RM PHARMACY SERVICES INC		1			1
VA COMMUNITY BASED CLINIC - LAKE CITY			1	100%	1
THE MEDICAL CENTER AT BOWLING GREEN			1	100%	1
UNIVERSITY OF IOWA HOSPITALS & CLINICS			1	100%	1
MAYO CLINICAL LABORATORIES		1			1
CVS / PHARMACY #10794			1	100%	1
RICHMOND MEDICAL CENTER FOR WOMEN		1			1
NEMOURS CHILDRENS PRIMARY CARE CLERMONT			1	100%	1
Grangeville Health and Rehab		1			1
PRIMARY CARE & PEDIATRICS - SHEPHERSTOWN		1			1
MCH PHYSICIANS GROUP			1	100%	1
Valley Center (WV)			1	100%	1
ST GERARD'S COMMUNITY OF CARE		1			1
WALGREENS #01398			1	100%	1
GRAND VIEW HOSPITAL			1	100%	1
GARDENS PEDIATRICS LAB			1	100%	1
B2 URGENT CARE			1	100%	1
Kroger 531 - The Little Clinic Waterville		1			1
NEW YORK CITY DEPARTMENT OF HEALTH			1	100%	1
OHIOHEALTH URGENT CARE			1	100%	1
HOLYCROSS URGENT CARE AND IMAGING CENTER		1			1
CVS CA9492POCT YORBA LINDA		1			1
BETHESDA HEALTH PHYSICIANS GROUP		1			1
HOLY CITY MED URGENT CARE			1	100%	1
CARE CONNECTIONS AT HOME LLC			1	100%	1
THE BRENNITY AT TRADITION			1	100%	1
PEDIATRIC URGENT CARE CENTR OF FORT WORTH-LA GRAN			1	100%	1
UNIVERSITY URGENT CARE			1	100%	1
MEMORIAL MEDICAL CENTER			1	100%	1
LADY OF THE SEA HOSPITAL LAB			1	100%	1
ELEMENTS PHARMACY			1	100%	1
PROVIDENCE ST. PATRICK HOSPITAL			1	100%	1
SUMMERLIN MEDICAL CENTRE			1	100%	1
Trucare Living Centers - Columbus		1			1
Eddy Memorial Geriatric Center		1			1
LIFECARE MEDICAL CENTER			1	100%	1
SPECIALTY MOLECULAR - DENVER			1	100%	1
Advanced Health Care of St. George		1			1
MEDEX CLINIC LLC			1	100%	1
NHC DICKSON		1			1
CLINICAL PATHOLOGY LABORATORIES SOUTHEAST INC			1	100%	1
ADVENTHEALTH DURAND			1	100%	1
WALGREENS #12624		1			1
VETERANS AFFAIRS MEDICAL CENTER - EAST ORANGE			1	100%	1
GABRIELA GOLDSTEIN MD PA			1	100%	1

COVID-19: testing by laboratory

Data through Mar 31, 2021 verified as of Apr 1, 2021 at 09:25 AM

Data in this report are provisional and subject to change.

The numbers in the table below represent the number of Florida and non-Florida residents for whom test results were received by the Department of Health. A person can be tested by more than one laboratory and can have both positive and negative results. **Therefore, the sum of the numbers in each column will be larger than the total number of people tested.**

Reporting lab	Inconclusive	Negative	Positive	Percent positive	Total
SUTTER GOULD MEDICAL FOUNDATION			1	100%	1
Lutheran Community at Telford		1			1
LCMC LAB SUBSECTION		1			1
CATHEDRAL GERONTOLOGY CENTER DBA CATHEDRAL CARES			1	100%	1
ELLIS HOSPITAL URGENT CARE CENTER LAB		1			1
WAYCROSS INTRTNAL MEDICINE			1	100%	1
Vibrallife of El Paso Rehabilitation Center			1	100%	1
MOBILE INFIRMARY MEDICAL CENTER			1	100%	1
NEW ERA HEALTH CENTER INC		1			1
LEE HEALTH KIDS URGENT CARE		1			1
PARTNERS IN PRIMARY CARE		1			1
HEALTH ALLIANCE			1	100%	1
HEARTLAND REGIONAL MEDICAL CENTER		1			1
HOME AIDE SVC OF EASTERN NY INC D/B/A		1			1
LABONE		1			1
RIVERSIDE COUNTY PUBLIC HEALTH LABORATORY			1	100%	1
PACE UNIVERSITY HEALTH CARE		1			1
1ST CHOICE URGENT CARE CENTER LLC			1	100%	1
PEDIATRIC PARTNERS OF ZEPHYRHILLS PA			1	100%	1
BLACK SHEEP MEDICAL			1	100%	1
JOHN D. ARCHBOLD MEMORIAL HOSPITAL			1	100%	1
KID FIXERS		1			1
Villages of St.Peters		1			1
PALM COAST DRAW STATION/AMERICAN HEALTH ASSOCIATES		1			1
COSTAMED GRUPO MEDICO			1	100%	1
MED FIRST IMMEDIATE CARE AND FAMILY PRACTICE			1	100%	1
MORGAN STANELY HEALTH CENTER		1			1
TREASURE COAST PRIMARY CARE		1			1
Kroger 541 - The Little Clinic Long Hollow Pike		1			1
Brattleboro Crossings LLC dba Pine Heights at Brattleboro		1			1
Walgreens #9620		1			1
WALGREEN#12147		1			1
CONCENTRA - LEESBURG		1			1
LABWORKS LLC			1	100%	1
BRADENTON DIALYSIS			1	100%	1
PROVIDENCE ST PETER HOSPITAL		1			1
Hearthstone Nursing and Rehabilitation Center		1			1
KATHY L ANDERSON DO PA			1	100%	1
BLOOMINGDALE MEDICAL ASSOC			1	100%	1
ASSOCIATESMD			1	100%	1
ALL CHILDRENS PEDIATRIC CLINIC			1	100%	1
PHYSICIANS LAB INC			1	100%	1
NORTH COUNTY MEDICAL LAB			1	100%	1
BROOKS REHAB			1	100%	1
NORTH BROWARD MEDICAL CENTER			1	100%	1
UMASS MEMORIAL/MARLBORO HOSPITAL			1	100%	1
PEDIATRIC SPECIALTY CLINIC COLLIER			1	100%	1

COVID-19: testing by laboratory

Data through Mar 31, 2021 verified as of Apr 1, 2021 at 09:25 AM

Data in this report are provisional and subject to change.

The numbers in the table below represent the number of Florida and non-Florida residents for whom test results were received by the Department of Health. A person can be tested by more than one laboratory and can have both positive and negative results. **Therefore, the sum of the numbers in each column will be larger than the total number of people tested.**

Reporting lab	Inconclusive	Negative	Positive	Percent positive	Total
IZ MEDICAL		1			1
CARENOW URGENT CARE – SPRING			1	100%	1
LAKE WALES DIALYSIS CENTER			1	100%	1
BAPTIST HEALTH SURGERY CENTER			1	100%	1
WW Chem Auto SS			1	100%	1
BAYSTATE REFERENCE LABORATORY			1	100%	1
PATHLAB SERVICES			1	100%	1
SEASONS HOSPICE AND PALLIATIVE CARE OF			1	100%	1
INTEGRATED GENETICS SEQUENOM		1			1
EMERGENCY CARE SERVICES LAB AT JFK MEDICAL CENTER			1	100%	1
CVS TN5694POCT SODDY DAISY		1			1
ANSWERS RESOURCE FACILITY		1			1
VA Boston HCS-West Roxbury Division			1	100%	1
Lopatcong Center		1			1
MALUHIA		1			1
PANCARE HEALTH - NORTHSIDE ELEMENTARY			1	100%	1
TUNIS STREET GROUP HOME		1			1
USA Healthcare LTC, LLC - Folsom Center for Rehabilitation & Healthca		1			1
Crowne Health Care of Thomasville		1			1
Kroger 929 - The Little Clinic Corryville		1			1
FIRST CARE OF GAINESVILLE			1	100%	1
UNITED HEALTHCARE			1	100%	1
PRIMARY & URGENT CARE CENTERS			1	100%	1
LONG ISLAND MINIMALLY INVASIVE SURGERY		1			1
MEDEXPRESS URGENT CARE, MILLCREEK		1			1
BRUSHY CREEK FAMILY HOSPITAL			1	100%	1
MEDEXPRESS URGENT CARE - PATRICK STREE			1	100%	1
EDWARD HOSPITAL			1	100%	1
FRESENIUS KIDNEY CARE OCALA			1	100%	1
Summit Medical Group Morristown Oncology		1			1
RESTORE MEDICAL PARTNERS PLLC			1	100%	1
HAVASU REGIONAL MEDICAL CENTER			1	100%	1
LEGACY SPECIALTY PHARMACY CORP			1	100%	1
THOMAS HOSPITAL			1	100%	1
UNIVERSITY OF NORTH CAROLINA HOSPITALS			1	100%	1
OASIS FAMILY RESORT IN THE SPRINGS LLC		1			1
ACUPATH LABORATORIES INC			1	100%	1
ESOTERIC LAB			1	100%	1
CVS NE5863POCT OMAHA		1			1
MERCY HOME		1			1
CHI ST. LUKE'S HEALTH BCM MEDICAL CENTER			1	100%	1
HOSPITALS OF PROVIDENCE TRANSMOUNTAIN CAMPUS, THE			1	100%	1
WILLOWBROOKE COURT AT MATTHEWS GLEN		1			1
RIVERSIDE REGIONAL MED CENTER			1	100%	1
West Bay of Tampa Center			1	100%	1
VERMONT DEPT OF HEALTH LABORATORY			1	100%	1
MEDICAL SPECIALISTS OF THE PALM BEACHES INC			1	100%	1

COVID-19: testing by laboratory

Data through Mar 31, 2021 verified as of Apr 1, 2021 at 09:25 AM

Data in this report are provisional and subject to change.

The numbers in the table below represent the number of Florida and non-Florida residents for whom test results were received by the Department of Health. A person can be tested by more than one laboratory and can have both positive and negative results. **Therefore, the sum of the numbers in each column will be larger than the total number of people tested.**

Reporting lab	Inconclusive	Negative	Positive	Percent positive	Total
Kroger 447 - The Little Clinic Lebanon		1			1
Vi at Aventura		1			1
UNITYPOINT HEALTH TRINITY			1	100%	1
Kroger 57 - The Little Clinic Jay C Charlestown		1			1
Kroger 825 - The Little Clinic Dorothy Lane		1			1
KINGMAN REGIONAL MEDICAL CENTER			1	100%	1
COLUMBIA CREST CARE & RAHAB		1			1
CHC SOUTHWEST FLORIDA LAB-LIVE			1	100%	1
ALLIANCE MD DIRECT PRIMARY CARE			1	100%	1
LAKEVIEW REGIONAL HOSPITAL			1	100%	1
CLEVELAND CLINIC AKRON GENERAL			1	100%	1
LIBERTY HEALTH CENTER			1	100%	1
FAST PACE URGENT CARE			1	100%	1
HOWELL BRANCH COURT			1	100%	1
PARK AVENUE DERMATOLOGY NORTH			1	100%	1
COMMUNITY MEDICAL CARE			1	100%	1
TRAVIS LEE THOMPSON MD			1	100%	1
Mission Arch Center		1			1
BAXTER REGIONAL MEDICAL CENTER			1	100%	1
SCRIPTS PLUS INC DBA THE MEDICINE SHOP		1			1
Metairie Healthcare Center			1	100%	1
BASCOM PALMER-MICRO LAB			1	100%	1
ARNOLD PALMER HOSPITAL LAB POCT		1			1
TWIN			1	100%	1
BROOKDALE AVONDALE (BU 04360)			1	100%	1
GREYSTONE HOME HEALTH OF GREATER ORLANDO LLC		1			1
FLAGLER PROFESSIONAL HEALTH CARE SERVICES INC		1			1
ALLIED PHYSICIANS GROUP		1			1
USC VERDUGO HILLS HOSPITAL			1	100%	1
MDS PHARMA SERVICES		1			1
IRA FIALKO DO			1	100%	1
Kroger 368 - The Little Clinic Frankfort West		1			1
Victory Health and Rehabilitation			1	100%	1
SANTA CLARA VALLEY MEDICAL CENTER			1	100%	1
CUSTOM SCRIPTS PHARMACY		1			1
STEWART FLORIDA ALF, INC			1	100%	1
RIVERSIDE MEDICAL CENTER		1			1
MEDEXPRESS-DOVER		1			1
ST JOHN HOSPITAL & MEDICAL CENTER MICRO			1	100%	1
White Oak Manor - Rock Hill		1			1
MARTIN MEMORIAL MEDICENTER			1	100%	1
Waters of Covington		1			1
BRIGHAM YOUNG UNIV STUDENT HEALTH CTR			1	100%	1
PUBLIX PHARMACY #1122		1			1
MY INSTADOC - HOWELL URGENT CARE		1			1
WEST BOCA MEDICAL CENTER			1	100%	1
AHMG LAKE NONA PRIMARY CARE		1			1

COVID-19: testing by laboratory

Data through Mar 31, 2021 verified as of Apr 1, 2021 at 09:25 AM

Data in this report are provisional and subject to change.

The numbers in the table below represent the number of Florida and non-Florida residents for whom test results were received by the Department of Health. A person can be tested by more than one laboratory and can have both positive and negative results. **Therefore, the sum of the numbers in each column will be larger than the total number of people tested.**

Reporting lab	Inconclusive	Negative	Positive	Percent positive	Total
PRIORITY CARE LLC			1	100%	1
SIGNATURE CARE COLLEGE STATION			1	100%	1
MEDLABS OF FLORIDA LLC D/B/A MEDLABS DIAGNOSTICS		1			1
DIXIE REGIONAL MEDICAL CENTER			1	100%	1
ANMED HEALTH MEDICAL CENTER			1	100%	1
Ramsey Village		1			1
MEDCARE-GARNERS FERRY			1	100%	1
DAUGHTERS OF SARAH NURSING CENTER		1			1
PM PEDIATRICS OF BAYSIDE, PLLC		1			1
BARRINGTON TERRACE NAPLES			1	100%	1
PINNACLE PAIN CENTER PS DBA LYNX HEALTHCARE		1			1
SUSAN F. WILLIAMS M.D., P.A.			1	100%	1
Kroger - KRO70600172		1			1
Towne Manor West		1			1
STATE OF ALASKA			1	100%	1
NEW YORK PRESBYTERIAN HOSPITAL			1	100%	1
BAPTIST HEALTH ASI			1	100%	1
CLINICAL TRIALS OF TAMPA LLC		1			1
WEST FLORIDA MEDICAL ASSOCIATES			1	100%	1
NAVAL BRANCH HEALTH CLINIC			1	100%	1
CVS NV9586POCT RENO		1			1
LAKE MARY DIALYSIS			1	100%	1
LEHIGH REGIONAL WOUND CENTER			1	100%	1
Elderwood at Lancaster		1			1
PATHOLOGYT & LAB MEDICINE SERVICES			1	100%	1
Good Samaritan Society - Mountian Lake		1			1
LUMICO LIFE INSURANCE COMPANY		1			1
HYDE PARK MEDICAL CENTER		1			1
			1	100%	1
POMPANO BEACH ARTIFICIAL KIDNEY CENTER			1	100%	1
WALGREENS #10854		1			1
BAY AREA HOSPITAL LAB & HST		1			1
RIDGE OPTUM FLORIDA			1	100%	1
Kroger 909 - The Little Clinic Hamilton			1	100%	1
STAMFORD HOSPITAL			1	100%	1
INDIANA STATE DEPARTMENT OF HEALTH CLINIC MICROBIOLOGY		1			1
C A R E S		1			1
ManorCare Yeadon		1			1
Walgreens #17445		1			1
FAIRVIEW HOSPITAL			1	100%	1
Kroger 699 - The Little Clinic Smyrna		1			1
MOBILE HEALTH MEDICAL SERVICES PC		1			1
NORTH MIAMI BEACH SURGICAL CENTER			1	100%	1
PROFESSIONAL DIALYSIS CENTER			1	100%	1
REELFOOT FAMILY WALK-IN CLINIC		1			1
GENESEE COUNTY HEALTH DEPARTMENT		1			1
Glenview Terrace Nursing Center		1			1

COVID-19: testing by laboratory

Data through Mar 31, 2021 verified as of Apr 1, 2021 at 09:25 AM

Data in this report are provisional and subject to change.

The numbers in the table below represent the number of Florida and non-Florida residents for whom test results were received by the Department of Health. A person can be tested by more than one laboratory and can have both positive and negative results. **Therefore, the sum of the numbers in each column will be larger than the total number of people tested.**

Reporting lab	Inconclusive	Negative	Positive	Percent positive	Total
CONCIERGE INTERNAL MEDICINE ASSOCIATES			1	100%	1
FHPG INTERNAL MEDICINE OF BRANDON			1	100%	1
LOVELACE WOMEN'S HOSPITAL		1			1
PASTEUR MEDICAL HIALEAH GARDEN LLC			1	100%	1
SPARTA HEALTH & REHAB		1			1
LADY LAKE FAMILY MEDICINE			1	100%	1
LAKE VISTA DIALYSIS			1	100%	1
WELLMED AT LINEBAUGH AVE			1	100%	1
DOCTORS CARE - AIKEN MALL			1	100%	1
CVS AZ4795POCT MESA		1			1
ADVENTHEALTH MEDICAL GROUP PEDIATRICS DIABETES &			1	100%	1
RESIDENCES AT MIAMI / REIGN GARDENS LLC, THE			1	100%	1
Kroger - KR070300083			1	100%	1
BALLAD HEALTH MEDICAL ASSOCIATES URGENT CARE			1	100%	1
FORT MYERS NORTH DIALYSIS		1			1
MEDEXPRESS URGENT CARE CHICOPEE			1	100%	1
THE CLINIC ON SIXTH			1	100%	1
Kroger 519 - The Little Clinic Staples Mill Road		1			1
PULMONARY MEDICINE		1			1
CSI LABORATORIES FLORIDA			1	100%	1
PM PEDIATRICS PC			1	100%	1
UF HEALTH - WILDLIGHT			1	100%	1
Birmingham Nursing & Rehab Center		1			1
INDIAN RIVER CLINICAL LABORATORY, INC.		1			1
LAREDO CARE CLINIC NORTH		1			1
LOURDES URGENT CARE			1	100%	1
LOPEZ		1			1
Mountain View Manor			1	100%	1
Holly Hill Healthcare Center			1	100%	1
GARDENS AT MAPLEWOOD			1	100%	1
NYU LANGONE AMBULATORY CARE LAKE SUCCE		1			1
BEAUMONT URGENT CARE		1			1
THE GROVE HEALTH AND REHAB			1	100%	1
PELICAN STATE OUTPATIENT CENTER			1	100%	1
TMH CANCER CENTER LABORATORY			1	100%	1
NORTH RIVER FAMILY HEALTH CENTER			1	100%	1
ADAMS COUNTY HEALTH DEPARTMENT			1	100%	1
Sky View Rehabilitation and Health Care Center		1			1
Arbor Springs Health and Rehab		1			1
EAST FL CORE LAB			1	100%	1
COUNTY OF HAMILTON			1	100%	1
MISSOURI DEPARTMENT OF HEALTH AND SENIOR SERVICES - STATE PH LAB		1			1
LEE MEMORIAL HOSPITAL OUTPATIENT SURGERY CENTER			1	100%	1
SOUTHEASTERN INTEGRATED MEDICAL PL			1	100%	1
MERITUS MEDICAL CENTER			1	100%	1
INTERNAL MEDICINE EMILIA MURRAY MD PA		1			1
XSTREMEMD			1	100%	1

COVID-19: testing by laboratory

Data through Mar 31, 2021 verified as of Apr 1, 2021 at 09:25 AM

Data in this report are provisional and subject to change.

The numbers in the table below represent the number of Florida and non-Florida residents for whom test results were received by the Department of Health. A person can be tested by more than one laboratory and can have both positive and negative results. **Therefore, the sum of the numbers in each column will be larger than the total number of people tested.**

Reporting lab	Inconclusive	Negative	Positive	Percent positive	Total
Kroger 532 - The Little Clinic Murfreesboro		1			1
PARK LANE NURSING HOME		1			1
SOUTHWOOD NURSING & RETIREMENT CENTER		1			1
PEACE HEALTH FAMILY MEDICINE AT 87TH AVE		1			1
Excel Care Center			1	100%	1
Kroger 481 - The Little Clinic Houston Levee		1			1
SOUTHWOOD HEALTHCARE CENTER		1			1
SACRED HEART MEDICAL CENTER			1	100%	1
ELKTON TRANSITIONAL CARE CENTER		1			1
GATEWAY FAMILY HEALTH CLINIC			1	100%	1
2504-HOMEWOOD		1			1
WESTCOAST FAMILY PRACTICE		1			1
NEW HORIZON PRIMARY CARE LLC			1	100%	1
STUDENT HEALTH CENTER			1	100%	1
WALGREENS #10308		1			1
METRO HEALTH HOSPITAL LABORATORY		1			1
Sanford Health & Rehabilitation			1	100%	1
COVE AT THE MARBELLA,THE			1	100%	1
Kroger 894 - The Little Clinic NEC		1			1
BAPTIST EMERGENCY HOSPITAL - KELLY			1	100%	1
Salem Hills Rehabilitation and Nursing Center		1			1
Glenis Dr VA Outpatient Clinic		1			1
ADVENT HEALTH MEDICAL GROUP MULTISPECIALTY			1	100%	1
NICKLAUS CHILDREN'S DORAL OUTPATIENT CENTER			1	100%	1
KNOX COMMUNITY HOSPITAL			1	100%	1
Smg/North Jersey Hematology & Oncology		1			1
PHYSICIANS OF CENTRAL FLORIDA			1	100%	1
Sherwood Oaks Health Center			1	100%	1
UNIVERSITY OF VERMONT MEDICAL CENTER			1	100%	1
NEW YORK UNIVERSITY MEDICAL CENTER			1	100%	1
CENTRAL CAROLINA HOSPITAL			1	100%	1
CVS NE2741POCT LA VISTA		1			1
RENOWN REGIONAL MEDICAL CENTER			1	100%	1
LABTECH DIAGNOSTICS			1	100%	1
YOUR HEALTH PEDIATRICS			1	100%	1
UW MEDICINE CHU LAB			1	100%	1
DIVERSICARE OF BIG SPRINGS		1			1
ANDERSON REGIONAL MEDICAL CENTER			1	100%	1
APEX HOME HEALTHCARE			1	100%	1
TERRELL URGENT CARE			1	100%	1
ASSISTED LIVING AT TREZEVANT		1			1
bishop rehabilitation and nursing center		1			1
PATIENT FIRST-GENERAL BOOTH			1	100%	1
MEDHELP			1	100%	1
MID FLORIDA COMMUNITY SERVICES			1	100%	1
WEST PENSACOLA DIALYSIS CENTER			1	100%	1
BAPTIST HEALTH PRIMARY CARE AT DORAL			1	100%	1

COVID-19: testing by laboratory

Data through Mar 31, 2021 verified as of Apr 1, 2021 at 09:25 AM

Data in this report are provisional and subject to change.

The numbers in the table below represent the number of Florida and non-Florida residents for whom test results were received by the Department of Health. A person can be tested by more than one laboratory and can have both positive and negative results. **Therefore, the sum of the numbers in each column will be larger than the total number of people tested.**

Reporting lab	Inconclusive	Negative	Positive	Percent positive	Total
NFRC CLINICAL LAB			1	100%	1
WVU MEDICINE - WESTON			1	100%	1
Kroger 395 - The Little Clinic Blanchester		1			1
MINNESOTA HERITAGE HOUSE		1			1
Quince Nursing and Rehabilitation Center		1			1
VIP FAMILY PRACTICE			1	100%	1
UHS BINGHAMTON GENERAL			1	100%	1
SIGNATURE HEALTHCARE OF BUCKHEAD		1			1
GEORGETOWN URGENT CARE			1	100%	1
JACKSBORO URGENT CARE			1	100%	1
CVS IN6551POCT MOORESVILLE		1			1
KISSIMMEE HOME TRAINING		1			1
Kroger 805 - The Little Clinic Lewis Center		1			1
UPMC NORTHWEST HOSPITAL			1	100%	1
Glen Haven Health and Rehabilitation LLC		1			1
FLORIDA DEPARTMENT OF HEALTH IN CITRUS COUNTY		1			1
APOLLOMDX LLC			1	100%	1
Perham Living			1	100%	1
WRIGHT PATTERSON AFB MEDICAL CENTER			1	100%	1
Regency Square			1	100%	1
BAM INC		1			1
MINUTECLINIC DIAGNOSTICS OF OKLAHOMA		1			1
PRINCIPLE DIAGNOSTICS LLC			1	100%	1
MEDPOST URGENT CARE - CIBOLO			1	100%	1
DEPARTMENT OF HEALTH SERVICES			1	100%	1
GOSHEN MEDICAL CENTER			1	100%	1
BICKERTON, DAWN		1			1
PINEVILLE PHARMACY			1	100%	1
WEST FLORIDA HOSPITAL LABORATORY			1	100%	1
CVS AZ3749POCT GOODYEAR		1			1
CHIPLEY DIALYSIS			1	100%	1
MARQUETTE GENERAL HOSPITAL			1	100%	1
HEART HOSPITAL OF LAFAYETTE: EMERGENCY ROOM			1	100%	1
JOSEPH REINA PHARMACY INC DBA JRX PHAR		1			1
CVS AZ7855POCT TUCSON		1			1
WMC HEALTH GROUP OF KISSIMMEE LLC			1	100%	1
PEDIATRIC ASSOCIATES - MIAMI LAKES		1			1
APS-SUMMIT CARE PHARMACY, LLC DBA OMNICARE		1			1
NORDX			1	100%	1
BRITTNEY WHELIHAN IRWIN ARNP LLC			1	100%	1
WATERS EDGE ELEMENTARY SCHOOL			1	100%	1
Long Beach Care Center			1	100%	1
LOUIS STOKES CLEVELAND VA MEDICAL CENTER			1	100%	1
PINNACLE DIALYSIS		1			1
NORTHWEST FLORIDA SPECIALTY PHYSICIANS LLC		1			1
TCPA CLINICAL LABORATORIES			1	100%	1
SOUTHEASTERN HEALTH FACILITES, INC		1			1

COVID-19: testing by laboratory

Data through Mar 31, 2021 verified as of Apr 1, 2021 at 09:25 AM

Data in this report are provisional and subject to change.

The numbers in the table below represent the number of Florida and non-Florida residents for whom test results were received by the Department of Health. A person can be tested by more than one laboratory and can have both positive and negative results. **Therefore, the sum of the numbers in each column will be larger than the total number of people tested.**

Reporting lab	Inconclusive	Negative	Positive	Percent positive	Total
SOUTHWEST ORLANDO FAMILY MEDICINE, PL			1	100%	1
Kroger 126 - The Little Clinic Cottonwood		1			1
KROGER 915 - THE LITTLE CLINIC ANDERSON			1	100%	1
GATEWAY HEALTHCARE, PC			1	100%	1
Highland Pines Health and Rehab		1			1
Dugan Memorial Home		1			1
HAYS CLINICAL LAB			1	100%	1
CENTRAL FLA PEDIATIC URGENT CARE LLC		1			1
Wexner Heritage House			1	100%	1
LOUNDY		1			1
ADVENTHEALTH MEDICAL GROUP OBSTETRICS			1	100%	1
LANCASHIRE HALL NURSING AND REHABILITATION CENTER		1			1
LINCOLN COUNTY MEDICAL CENTER		1			1
BRIDGEWATER PARK ASSISTED LIVING LLC			1	100%	1
Arlington Health and Rehabilitation		1			1
ACCESS HEALTH CARE PHYSICIANS, LLC		1			1
STEWART MEDICAL GROUP INC			1	100%	1
BIOMAT USA INC			1	100%	1
MEMORIAL HOSPITAL - BELLEVILLE			1	100%	1
PUBLIX PHARMACY # 1236			1	100%	1
CVS IN8639POCT TERRE HAUTE		1			1
Wayne County Nursing Home		1			1
ASHLEY PEDIATRICS DAY AND NIGHT CLINIC			1	100%	1
ALIMETRIX INC		1			1
Alden Lincoln Park			1	100%	1
BROOKDALE FORT MYERS LAKES PARK			1	100%	1
Parkview Care Center			1	100%	1
STVHCS - Dental Outpatient Clinic		1			1
LAKELAND MEDICAL CENTER			1	100%	1
MEMORIAL HOSPITAL MIRAMAR WAIVED TESTING			1	100%	1
NORTHERN KENTUCKY HEALTH DEPARTMENT			1	100%	1
Peninsula Nursing and Rehabilitation Center		1			1
GREATER MIAMI DIALYSIS			1	100%	1
UT MD ANDERSON CANCER CENTER-TUMOR MARKER LAB			1	100%	1
CENTRAL FLORIDA HOSPITALIST			1	100%	1
QUICKCARE HEALTH, INC			1	100%	1
MOSAIC MEDICAL CENTER MARYVILLE			1	100%	1
NORTH FLORIDA CHILD DEVELOPMENT, INC			1	100%	1
MODERN URGENT CARE			1	100%	1
JOSHUA E CHESIR MD		1			1
SOMA MEDICAL CENTER PA #2			1	100%	1
Kroger 523 - The Little Clinic Dickson			1	100%	1
Waddell Nursing & Rehab Center		1			1
Longwood Community Living Center		1			1
CVS MA1875POCT ASHLAND			1	100%	1
Brookdale Southside			1	100%	1
CARE STATION MEDICAL GROUP		1			1

COVID-19: testing by laboratory

Data through Mar 31, 2021 verified as of Apr 1, 2021 at 09:25 AM

Data in this report are provisional and subject to change.

The numbers in the table below represent the number of Florida and non-Florida residents for whom test results were received by the Department of Health. A person can be tested by more than one laboratory and can have both positive and negative results. **Therefore, the sum of the numbers in each column will be larger than the total number of people tested.**

Reporting lab	Inconclusive	Negative	Positive	Percent positive	Total
CHILTON MEDICAL CENTER		1			1
Keller Landing Center		1			1
SC-GA2018 MCCORMICK REHAB & HEALTHCARE		1			1
AML DIAGNOSTICS- ADV TESTING IN METABOLIC MEDICINE			1	100%	1
WELLSTAR PAULDING HOSPITAL		1			1
CVS SC4382POCT SPARTANBURG		1			1
Integrity Healthcare of Carbondale			1	100%	1
MADISON AT OVIEDO			1	100%	1
SLIDELL MEMORIAL HOSPITAL			1	100%	1
TAMPA GENERAL MEDICAL GROUP LABORATORY HEALTHPARK			1	100%	1
FOUNDCARE HEALTH			1	100%	1
MEDEXPRESS URGENT CARE - LINDEN		1			1
ICARE		1			1
LABORATORY SERVICES SGHS - CAMDEN		1			1
Portsmouth Health and Rehab			1	100%	1
CHRISTUS GOOD SHEPHERD MEDICAL CENTER			1	100%	1
MEMORIAL HERMANN MEDICAL GROUP-ATASCOCITA PEDS			1	100%	1
HEALTH PLUS SUNRISE MEDICAL OFFICE			1	100%	1
FAMILY & INTERNAL MEDICINE CENTER		1			1
ADVANCED INDIVIDUALIZED MEDICINE OF NAPLES			1	100%	1
WINTER GARDEN CHILDREN'S HEALTH CENTERS			1	100%	1
PALMETTO LANDING			1	100%	1
LABORATORIO MEDICO CENTRAL CONDOMINO MD			1	100%	1
MANCHESTER COMMONS		1			1
SANTA MONICA FERTILITY			1	100%	1
ST. LUKE'S HOSPITAL			1	100%	1
BAPTIST ASI			1	100%	1
SOUTH SEMINOLE HOSPITAL POCT			1	100%	1
RIVIERA BEACH INTEGRATED CARE INC			1	100%	1
Total	98,479	18,155,999	2,663,769	13%	20,918,247