

COVID-19: summary of cases and monitoring

Data through Mar 28, 2021 verified as of Mar 29, 2021 at 09:25 AM

Data in this report are provisional and subject to change.

Cases: people with positive PCR or antigen test result		Cases: people with positive PCR or antigen test result	
Total cases		Risk factors for Florida residents	
Florida residents	2,047,379	Traveled	15,997
Non-Florida residents	2,009,408	Contact with a known case	789,541
	37,971	Traveled and contact with a known case	21,792
Type of testing		Neither	1,182,078
Florida residents	2,009,408	No travel and no contact	237,681
Positive by BPHL/CDC	73,517	Travel is unknown	678,150
Positive by commercial/hospital lab	1,935,891	Contact is unknown	443,916
PCR positive	1,620,528	Contact is pending	434,410
Antigen positive	388,880		
Non-Florida residents	37,971	Travel can be unknown and contact can be unknown or pending for the same case, these numbers will sum to more than the "neither" total.	
Positive by BPHL/CDC	907		
Positive by commercial/hospital lab	37,064		
PCR positive	26,008		
Antigen positive	11,963		
Characteristics			
Florida residents hospitalized	84,707		
Florida resident deaths	33,247		
Non-Florida resident deaths	644		
Hospitalized counts include anyone who was hospitalized at some point during their illness. It does not reflect the number of people currently hospitalized.			
More information on deaths identified through death certificate data is available on the National Center for Health Statistics website at www.cdc.gov/nchs/nvss/vsrr/COVID19/index.htm .			

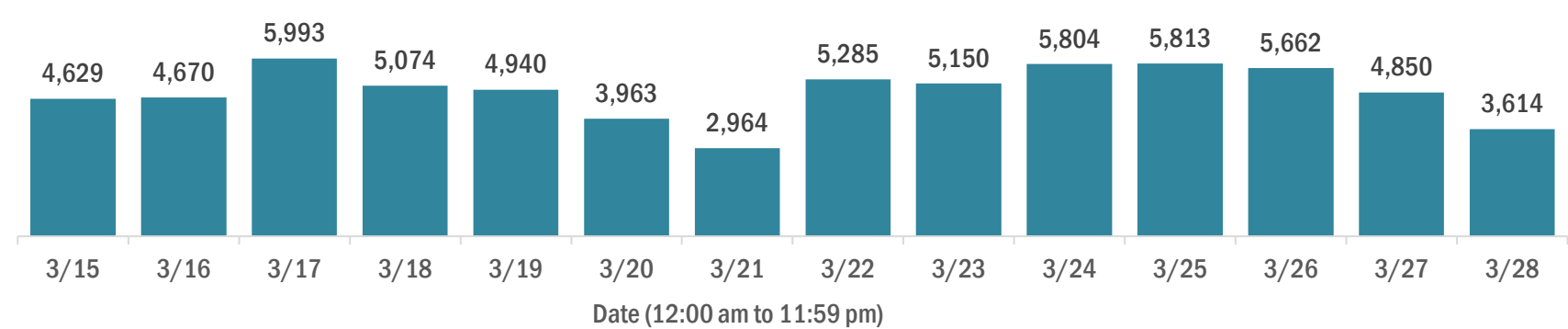
COVID-19: summary of laboratory testing

Data through Mar 28, 2021 verified as of Mar 29, 2021 at 09:25 AM

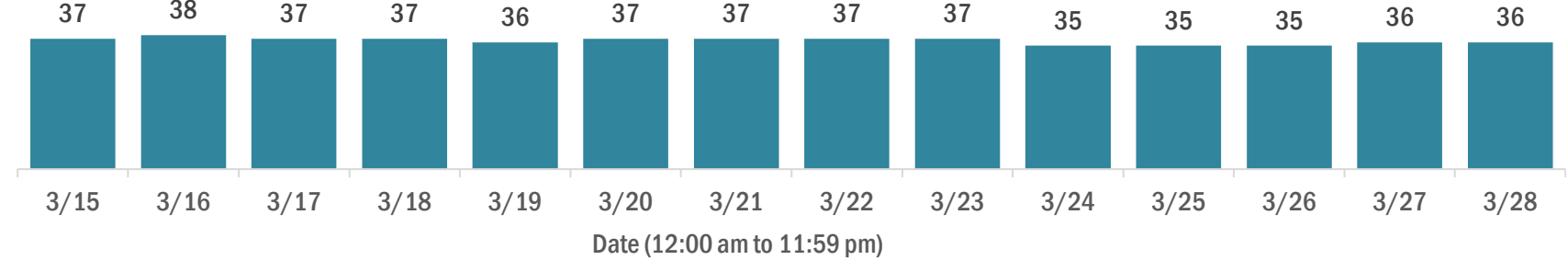
Data in this report are provisional and subject to change.

Cases in Florida residents per day for the past 2 weeks

Number of cases per day



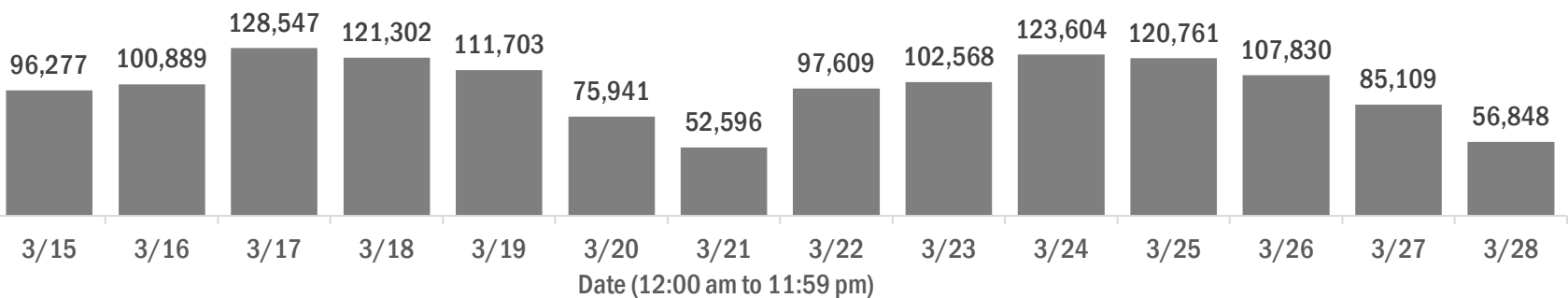
Median age of cases by day



Laboratory testing for Florida residents over the past 2 weeks

Number of Florida residents tested per day

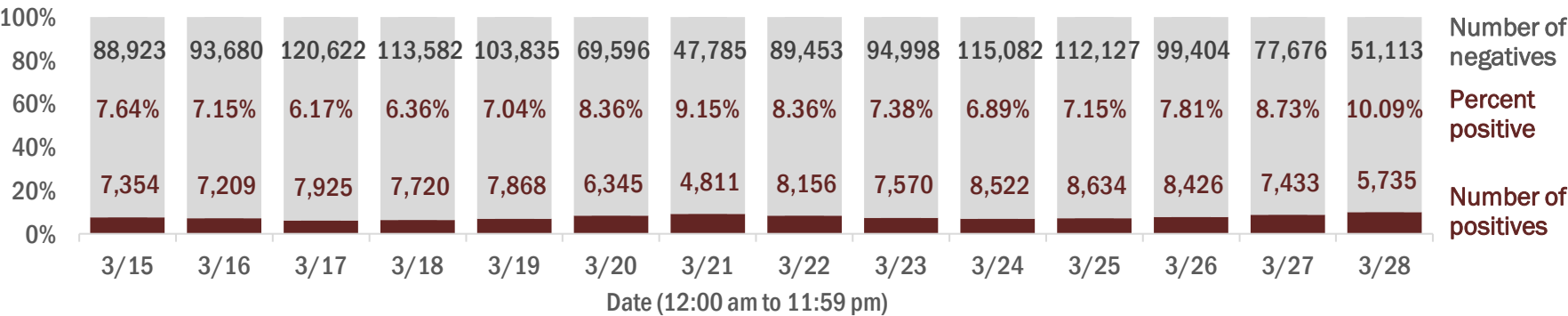
These counts include the number of people for whom the Department received PCR or antigen laboratory results by day. People tested on multiple days will be included for each day a new result was received. A person is only counted once for each day they are tested, regardless of whether multiple specimens are tested or multiple results are received.



Number and percent of Florida residents with positive test results

The percent of positive results ranged from 6.17% to 10.09% over the past 2 weeks and was 10.09% yesterday.

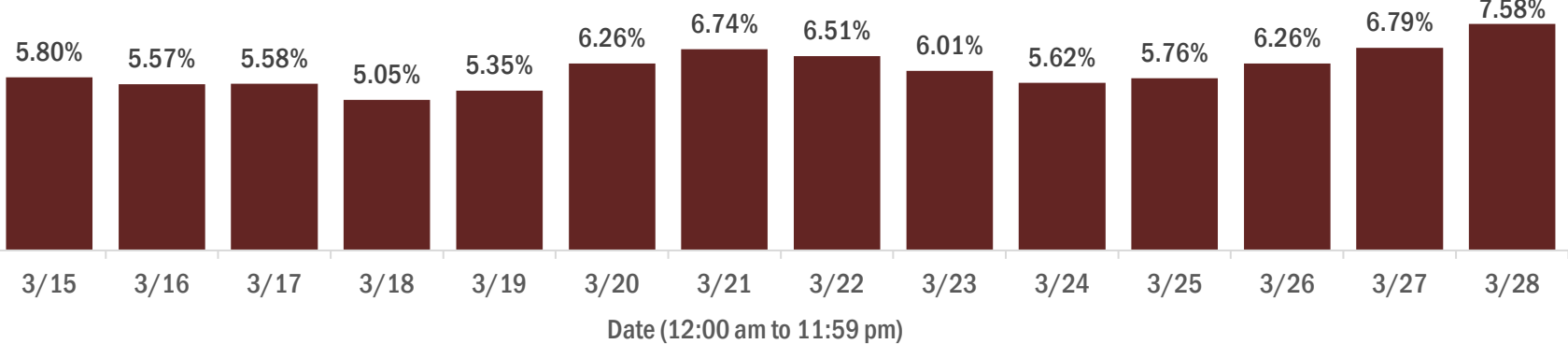
These counts include the number of people for whom the Department received PCR or antigen laboratory results by day. People tested on multiple days will be included for each day a new result was received. A person is only counted once for each day they are tested, regardless of whether multiple specimens are tested or multiple results are received. If a person has a positive specimen and a negative specimen in the same day, only the positive result is counted.



Percent positivity for new cases in Florida residents

The percent of positive results ranged from 5.05% to 7.58% over the past 2 weeks and was 7.58% yesterday.

This percent is the number of people who test PCR- or antigen-positive for the first time divided by all the people tested that day, excluding people who have previously tested positive.



COVID-19: characteristics of 2,009,408 Florida resident cases

Data through Mar 28, 2021 verified as of Mar 29, 2021 at 09:25 AM

Data in this report are provisional and subject to change.

Age group	Cases		Hospitalizations		Deaths	
0-4 years	40,762	2%	559	1%	1	0%
5-14 years	127,299	6%	547	1%	5	0%
15-24 years	310,223	15%	2,120	3%	43	0%
25-34 years	349,626	17%	4,126	5%	179	1%
35-44 years	311,545	16%	6,182	7%	508	2%
45-54 years	305,999	15%	9,561	11%	1,272	4%
55-64 years	264,902	13%	14,402	17%	3,582	11%
65-74 years	164,379	8%	17,693	21%	7,051	21%
75-84 years	90,780	5%	17,662	21%	10,119	30%
85+ years	42,618	2%	11,846	14%	10,487	32%
Unknown	1,275	0%	9	0%	0	0%
Total	2,009,408		84,707		33,247	

Gender	Cases	
Female	1,050,409	52%
Male	943,642	47%
Unknown	15,357	1%
Total	2,009,408	

Ethnicity	Cases		Hospitalizations		Deaths	
Hispanic	644,347	32%	21,520	25%	7,734	23%
Non-Hispanic	972,571	48%	59,170	70%	23,337	70%
Unknown	392,490	20%	4,017	5%	2,176	7%
Total	2,009,408		84,707		33,247	

Race and ethnicity	Cases		Hospitalizations		Deaths	
White	1,136,539	57%	55,483	65%	24,420	73%
Hispanic	430,656	21%	15,388	18%	6,202	19%
Non-Hispanic	621,174	31%	38,430	45%	17,117	51%
Unknown	84,709	4%	1,665	2%	1,101	3%
Black	264,968	13%	17,591	21%	5,293	16%
Hispanic	15,582	1%	748	1%	221	1%
Non-Hispanic	227,910	11%	16,484	19%	4,890	15%
Unknown	21,476	1%	359	0%	182	1%
Other race	305,310	15%	9,321	11%	2,587	8%
Hispanic	153,626	8%	4,899	6%	1,144	3%
Non-Hispanic	104,373	5%	3,989	5%	1,223	4%
Unknown	47,311	2%	433	1%	220	1%
Unknown race	302,591	15%	2,312	3%	947	3%
Hispanic	44,483	2%	485	1%	167	1%
Non-Hispanic	19,114	1%	267	0%	107	0%
Unknown	238,994	12%	1,560	2%	673	2%
Total	2,009,408		84,707		33,247	

Hospitalization counts include anyone who was hospitalized at some point during their illness. It does not reflect the number of people currently hospitalized. **Other race** includes any person with a race of American Indian/Alaskan native, Asian, native Hawaiian/Pacific Islander, or other.

COVID-19: deaths in Florida residents and staff of long-term care facilities

Data through Mar 28, 2021 verified as of Mar 29, 2021 at 09:25 AM

Data in this report are provisional and subject to change.

For current cases in residents or staff of long-term care facilities, please visit: <https://floridahealthcovid19.gov/>

County	Deaths		County	Deaths		County	Deaths	
Palm Beach	1056	<div></div> 10%	Okaloosa	162	<div></div> 1%	Gilchrist	19	<div></div> 0%
Dade	1000	<div></div> 9%	Hernando	158	<div></div> 1%	Calhoun	17	<div></div> 0%
Pinellas	890	<div></div> 8%	Osceola	142	<div></div> 1%	Gulf	17	<div></div> 0%
Broward	657	<div></div> 6%	Charlotte	134	<div></div> 1%	Flagler	16	<div></div> 0%
Hillsborough	564	<div></div> 5%	Clay	119	<div></div> 1%	Wakulla	16	<div></div> 0%
Duval	426	<div></div> 4%	Indian River	116	<div></div> 1%	Bradford	14	<div></div> 0%
Polk	419	<div></div> 4%	Leon	100	<div></div> 1%	Washington	13	<div></div> 0%
Brevard	395	<div></div> 4%	Bay	89	<div></div> 1%	Baker	12	<div></div> 0%
Orange	391	<div></div> 4%	Jackson	88	<div></div> 1%	Holmes	10	<div></div> 0%
Sarasota	391	<div></div> 4%	St. Johns	86	<div></div> 1%	Jefferson	10	<div></div> 0%
Lee	338	<div></div> 3%	Highlands	84	<div></div> 1%	Franklin	9	<div></div> 0%
Marion	324	<div></div> 3%	Santa Rosa	81	<div></div> 1%	Gadsden	9	<div></div> 0%
Volusia	288	<div></div> 3%	Alachua	77	<div></div> 1%	Lafayette	8	<div></div> 0%
Escambia	278	<div></div> 3%	Suwannee	59	<div></div> 1%	Levy	7	<div></div> 0%
St. Lucie	241	<div></div> 2%	Columbia	51	<div></div> 0%	Desoto	6	<div></div> 0%
Seminole	231	<div></div> 2%	Sumter	45	<div></div> 0%	Dixie	5	<div></div> 0%
Lake	223	<div></div> 2%	Putnam	39	<div></div> 0%	Monroe	5	<div></div> 0%
Pasco	221	<div></div> 2%	Nassau	36	<div></div> 0%	Taylor	3	<div></div> 0%
Manatee	192	<div></div> 2%	Hendry	29	<div></div> 0%	Hardee	2	<div></div> 0%
Collier	191	<div></div> 2%	Walton	29	<div></div> 0%	Hamilton	1	<div></div> 0%
Citrus	178	<div></div> 2%	Okeechobee	24	<div></div> 0%	Liberty	1	<div></div> 0%
Martin	167	<div></div> 2%	Madison	20	<div></div> 0%	Total	11,029	

Note: cases are summarized by the county of usual residence. Residents and staff may be cases associated with facilities that are not in their county of usual residence, resulting in cases being included below for counties that do not have facilities with known cases.

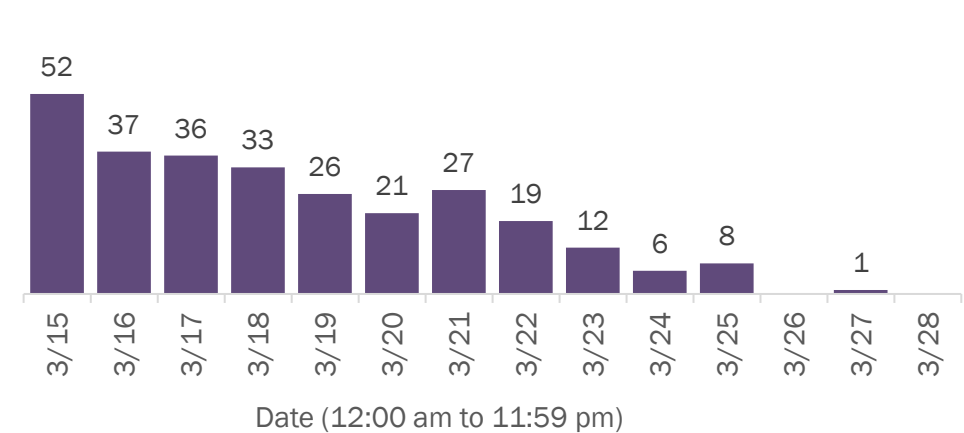
COVID-19: cases in Florida residents who have died

Data through Mar 28, 2021 verified as of Mar 29, 2021 at 09:25 AM

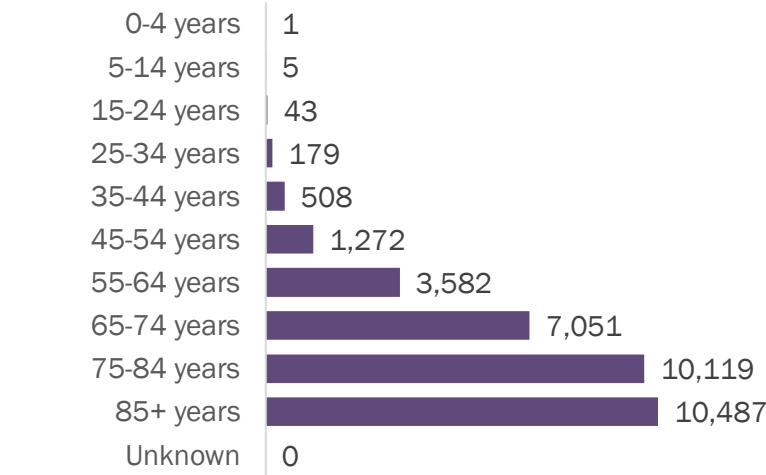
Data in this report are provisional and subject to change.

Demographics for all identified COVID-19 deaths: 33,247

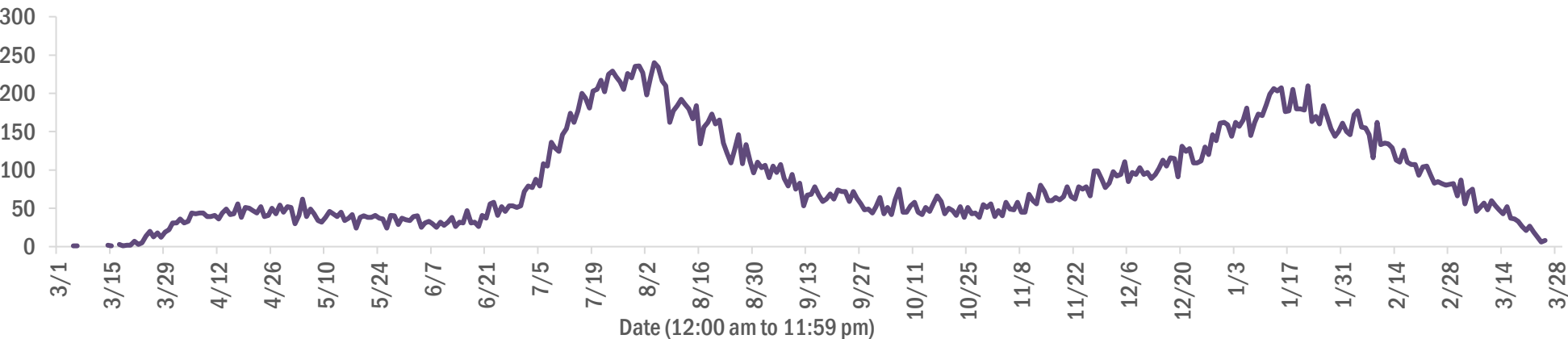
Deaths by date of death for the past 2 weeks



Deaths by age group



Deaths by date of death since March 2020



Age group	Deaths	Cases	Case fatality rate	Mortality rate per 100,000 population
0-4 years	1	40,762	0.0%	0.1
5-14 years	5	127,299	0.0%	0.2
15-24 years	43	310,223	0.0%	1.7
25-34 years	179	349,626	0.1%	6.3
35-44 years	508	311,545	0.2%	19.5
45-54 years	1,272	305,999	0.4%	45.6
55-64 years	3,582	264,902	1.4%	123.8
65-74 years	7,051	164,379	4.3%	290.6
75-84 years	10,119	90,780	11.1%	720.6
85+ years	10,487	42,618	24.6%	1815.8
Unknown	0	1,275	0.0%	
Total	33,247	2,009,408	1.7%	153.9

Gender	Deaths	Cases	Case fatality rate	Mortality rate per 100,000 population
Male	18,666	943,642	2.0%	176.8
Female	14,581	1,050,409	1.4%	132.1
Unknown	0	15,357	0.0%	
Total	33,247	2,009,408	1.7%	153.9

Race	Deaths	Cases	Case fatality rate	Mortality rate per 100,000 population
White	24,420	1,136,539	2.1%	146.2
Black	5,293	264,968	2.0%	144.7
Other	2,587	305,310	0.8%	207.9
Unknown	947	302,591	0.3%	
Total	33,247	2,009,408	1.7%	153.9

Ethnicity	Deaths	Cases	Case fatality rate	Mortality rate per 100,000 population
Hispanic	7,734	644,347	1.2%	136.2
Non-Hispanic	23,337	972,571	2.4%	146.6
Unknown	2,176	392,490	0.6%	
Total	33,247	2,009,408	1.7%	153.9

COVID-19: characteristics of 2,009,408 cases

Data through Mar 28, 2021 verified as of Mar 29, 2021 at 09:25 AM

Data in this report are provisional and subject to change.

Tables below include cases in Florida residents and non-Florida residents.

All 67 Florida counties have cases:

County	FL resident cases		Non-FL resident cases	Total cases	FL resident deaths	FL death rate
Dade	437,699	<div></div> 22%	5,508	443,207	5,815	1.3%
Broward	210,672	<div></div> 10%	2,486	213,158	2,629	1.2%
Palm Beach	128,603	<div></div> 6%	2,301	130,904	2,644	2.1%
Orange	121,242	<div></div> 6%	1,776	123,018	1,182	1.0%
Hillsborough	119,881	<div></div> 6%	1,012	120,893	1,602	1.3%
Duval	90,801	<div></div> 5%	1,504	92,305	1,297	1.4%
Pinellas	70,085	<div></div> 3%	1,754	71,839	1,554	2.2%
Lee	60,193	<div></div> 3%	2,107	62,300	910	1.5%
Polk	60,419	<div></div> 3%	433	60,852	1,237	2.0%
Osceola	38,752	<div></div> 2%	659	39,411	482	1.2%
Volusia	37,256	<div></div> 2%	639	37,895	716	1.9%
Brevard	36,362	<div></div> 2%	650	37,012	806	2.2%
Pasco	35,830	<div></div> 2%	317	36,147	687	1.9%
Escambia	31,182	<div></div> 2%	3,600	34,782	664	2.1%
Manatee	33,827	<div></div> 2%	793	34,620	635	1.9%
Collier	31,124	<div></div> 2%	1,191	32,315	492	1.6%
Leon	29,376	<div></div> 1%	877	30,253	309	1.1%
Seminole	29,588	<div></div> 1%	228	29,816	466	1.6%
Sarasota	27,781	<div></div> 1%	1,397	29,178	785	2.8%
Marion	28,808	<div></div> 1%	143	28,951	916	3.2%
Lake	26,072	<div></div> 1%	435	26,507	600	2.3%
St. Lucie	23,719	<div></div> 1%	175	23,894	584	2.5%
Alachua	23,019	<div></div> 1%	264	23,283	259	1.1%
St. Johns	20,788	<div></div> 1%	292	21,080	202	1.0%
Okaloosa	19,513	<div></div> 1%	209	19,722	351	1.8%
Bay	18,730	<div></div> 1%	746	19,476	373	2.0%
Santa Rosa	17,488	<div></div> 1%	221	17,709	278	1.6%
Clay	17,281	<div></div> 1%	47	17,328	325	1.9%
Hernando	12,230	<div></div> 1%	93	12,323	441	3.6%
Indian River	11,581	<div></div> 1%	100	11,681	280	2.4%
Charlotte	11,286	<div></div> 1%	189	11,475	391	3.5%
Martin	11,101	<div></div> 1%	207	11,308	302	2.7%
Citrus	10,190	<div></div> 1%	88	10,278	428	4.2%
Sumter	8,655	<div></div> 0%	100	8,755	244	2.8%
Nassau	7,533	<div></div> 0%	430	7,963	122	1.6%

County	FL resident cases		Non-FL resident cases	Total cases	FL resident deaths	FL death rate
Columbia	7,791	<div></div> 0%	37	7,828	162	2.1%
Highlands	7,543	<div></div> 0%	85	7,628	321	4.3%
Walton	6,522	<div></div> 0%	778	7,300	83	1.3%
Flagler	6,540	<div></div> 0%	89	6,629	96	1.5%
Monroe	6,038	<div></div> 0%	359	6,397	48	0.8%
Jackson	5,991	<div></div> 0%	64	6,055	154	2.6%
Putnam	5,999	<div></div> 0%	20	6,019	135	2.3%
Gadsden	5,515	<div></div> 0%	16	5,531	89	1.6%
Suwannee	5,183	<div></div> 0%	28	5,211	135	2.6%
Hendry	4,443	<div></div> 0%	17	4,460	77	1.7%
Desoto	4,039	<div></div> 0%	22	4,061	84	2.1%
Okeechobee	3,675	<div></div> 0%	50	3,725	84	2.3%
Unknown	369	<div></div> 0%	3,178	3,547	0	0.0%
Baker	3,337	<div></div> 0%	15	3,352	60	1.8%
Wakulla	3,230	<div></div> 0%	12	3,242	55	1.7%
Levy	3,070	<div></div> 0%	7	3,077	43	1.4%
Bradford	2,904	<div></div> 0%	13	2,917	54	1.9%
Hardee	2,882	<div></div> 0%	14	2,896	37	1.3%
Taylor	2,687	<div></div> 0%	6	2,693	45	1.7%
Washington	2,650	<div></div> 0%	20	2,670	50	1.9%
Holmes	2,179	<div></div> 0%	31	2,210	47	2.2%
Madison	2,005	<div></div> 0%	26	2,031	44	2.2%
Gulf	1,889	<div></div> 0%	23	1,912	41	2.2%
Union	1,771	<div></div> 0%	1	1,772	70	4.0%
Calhoun	1,652	<div></div> 0%	3	1,655	42	2.5%
Lafayette	1,606	<div></div> 0%	0	1,606	25	1.6%
Hamilton	1,568	<div></div> 0%	19	1,587	23	1.5%
Dixie	1,547	<div></div> 0%	3	1,550	23	1.5%
Gilchrist	1,479	<div></div> 0%	4	1,483	37	2.5%
Jefferson	1,404	<div></div> 0%	22	1,426	24	1.7%
Franklin	1,262	<div></div> 0%	33	1,295	16	1.3%
Liberty	1,051	<div></div> 0%	1	1,052	16	1.5%
Glades	920	<div></div> 0%	4	924	19	2.1%
Total	2,009,408		37,971	2,047,379	33,247	1.7%

COVID-19: characteristics of 2,009,408 Florida resident cases

Data through Mar 28, 2021 verified as of Mar 29, 2021 at 09:25 AM

Data in this report are provisional and subject to change.

The table below includes the cities and counties of residence for cases in Florida residents based on the patient's ZIP Code. Note that city is not always received as part of the initial notification and may be missing while the case is being investigated.

City and county	Cases
Miami, Dade	253,461
Orlando, Orange	89,512
Jacksonville, Duval	85,322
Tampa, Hillsborough	69,804
Hialeah, Dade	61,769
Fort Lauderdale, Broward	44,967
Hollywood, Broward	40,201
West Palm Beach, Palm Beach	31,329
Kissimmee, Osceola	29,875
Tallahassee, Leon	28,361
Homestead, Dade	26,796
Naples, Collier	26,296
Pensacola, Escambia	25,940
Saint Petersburg, Pinellas	25,744
Fort Myers, Lee	23,445
Bradenton, Manatee	22,062
Boca Raton, Palm Beach	21,933
Ocala, Marion	21,205
Lakeland, Polk	21,095
Pompano Beach, Broward	20,155
Gainesville, Alachua	18,325
Sarasota, Sarasota	17,201
Port Saint Lucie, St. Lucie	15,752
Lake Worth, Palm Beach	15,585
Cape Coral, Lee	15,276
Miami Beach, Dade	14,080
Miramar, Broward	13,719
Clearwater, Pinellas	13,714
Boynton Beach, Palm Beach	12,516
Coral Springs, Broward	12,242
Doral, Dade	12,164
Panama City, Bay	11,916
Miami Gardens, Dade	11,666
Saint Augustine, St. Johns	11,140
Melbourne, Brevard	10,440
Winter Haven, Polk	10,139
Delray Beach, Palm Beach	9,679
Lehigh Acres, Lee	9,651
Davie, Broward	9,346
Riverview, Hillsborough	9,190
Vero Beach, Indian River	8,909
Milton, Santa Rosa	8,449
Palm Bay, Brevard	8,427
Sunrise, Broward	8,303
New Port Richey, Pasco	8,298
Fort Pierce, St. Lucie	7,808
Coral Gables, Dade	7,724
Saint Cloud, Osceola	7,697
Largo, Pinellas	7,630
Daytona Beach, Volusia	7,519
Apopka, Orange	7,505
Plantation, Broward	7,320
Spring Hill, Hernando	7,281
North Miami Beach, Dade	7,108
Lake City, Columbia	7,085
Orange Park, Clay	7,043
Clermont, Lake	6,961
Davenport, Polk	6,939
Brandon, Hillsborough	6,892

COVID-19: characteristics of 2,009,408 Florida resident cases

Data through Mar 28, 2021 verified as of Mar 29, 2021 at 09:25 AM

Data in this report are provisional and subject to change.

The table below includes the cities and counties of residence for cases in Florida residents based on the patient's ZIP Code. Note that city is not always received as part of the initial notification and may be missing while the case is being investigated.

City and county	Cases
Jupiter, Palm Beach	6,617
Weston, Broward	6,601
Sanford, Seminole	6,597
Plant City, Hillsborough	6,483
Deltona, Volusia	6,481
Deerfield Beach, Broward	6,135
Winter Garden, Orange	5,984
Tamarac, Broward	5,638
Port Charlotte, Charlotte	5,532
Palm Coast, Flagler	5,500
Fort Walton Beach, Okaloosa	5,408
Wesley Chapel, Pasco	5,255
Stuart, Martin	5,233
Crestview, Okaloosa	5,212
Coconut Creek, Broward	5,207
Margate, Broward	5,129
Palm Beach Gardens, Palm Beach	5,114
Land O Lakes, Pasco	5,017
Deland, Volusia	4,979
Winter Park, Orange	4,978
Palm Harbor, Pinellas	4,912
Oviedo, Seminole	4,854
Palmetto, Manatee	4,853
Wellington, Palm Beach	4,844
Miami Lakes, Dade	4,493
Altamonte Springs, Seminole	4,480
Opa Locka, Dade	4,440
Lutz, Hillsborough	4,428
Port Orange, Volusia	4,374
Brooksville, Hernando	4,264
Middleburg, Clay	4,240
Valrico, Hillsborough	4,236
Haines City, Polk	4,236
Venice, Sarasota	4,178
North Port, Sarasota	4,151
The Villages, Sumter	4,125
Hallandale, Broward	4,109
Pembroke Pines, Broward	4,073
Punta Gorda, Charlotte	4,072
Ocoee, Orange	4,053
Leesburg, Lake	4,041
Sebring, Highlands	4,032
Live Oak, Suwannee	4,024
Arcadia, Desoto	3,932
Saint Johns, St. Johns	3,920
Seminole, Pinellas	3,839
Ormond Beach, Volusia	3,829
Zephyrhills, Pasco	3,816
Bonita Springs, Lee	3,816
Okeechobee, Okeechobee	3,663
Navarre, Santa Rosa	3,657
Pinellas Park, Pinellas	3,595
Windermere, Orange	3,534
Longwood, Seminole	3,491
North Lauderdale, Broward	3,490
North Miami, Dade	3,465
Immokalee, Collier	3,429
Ruskin, Hillsborough	3,410
Cocoa, Brevard	3,376

COVID-19: characteristics of 2,009,408 Florida resident cases

Data through Mar 28, 2021 verified as of Mar 29, 2021 at 09:25 AM

Data in this report are provisional and subject to change.

The table below includes the cities and counties of residence for cases in Florida residents based on the patient's ZIP Code. Note that city is not always received as part of the initial notification and may be missing while the case is being investigated.

City and county	Cases
Gulf Breeze, Santa Rosa	3,281
Niceville, Okaloosa	3,250
Cantonment, Escambia	3,129
Lake Worth Beach, Palm Beach	3,050
Panama City Beach, Bay	3,031
Key West, Monroe	3,028
Casselberry, Seminole	3,023
Jacksonville Beach, Duval	3,012
Quincy, Gadsden	2,943
Titusville, Brevard	2,942
Port Richey, Pasco	2,927
Hudson, Pasco	2,904
Crawfordville, Wakulla	2,899
Dade City, Pasco	2,885
Winter Springs, Seminole	2,823
Bartow, Polk	2,820
North Fort Myers, Lee	2,820
Oakland Park, Broward	2,813
Palatka, Putnam	2,781
Cutler Ridge, Dade	2,756
Lake Mary, Seminole	2,732
Fernandina Beach, Nassau	2,728
Aventura, Dade	2,725
Green Cove Springs, Clay	2,699
Kissimmee, Polk	2,680
Auburndale, Polk	2,664
Merritt Island, Brevard	2,640
New Smyrna Beach, Volusia	2,637
Ponte Vedra Beach, St. Johns	2,604
Lake Wales, Polk	2,594
Tarpon Springs, Pinellas	2,538
Perry, Taylor	2,521
Lynn Haven, Bay	2,476
Inverness, Citrus	2,429
Belle Glade, Palm Beach	2,422
Parkland, Broward	2,416
Marianna, Jackson	2,394
Eustis, Lake	2,339
Clewiston, Hendry	2,318
Wimauma, Hillsborough	2,317
Cooper City, Broward	2,302
Fleming Island, Clay	2,300
Royal Palm Beach, Palm Beach	2,289
Dunedin, Pinellas	2,283
Loxahatchee, Palm Beach	2,283
Santa Rosa Beach, Walton	2,269
Esteros, Lee	2,259
Holiday, Pasco	2,205
Sarasota, Manatee	2,115
Rockledge, Brevard	2,094
Key Biscayne, Dade	2,090
Parrish, Manatee	2,089
Defuniak Springs, Walton	2,071
Chipley, Washington	2,059
Odessa, Hillsborough	2,024
Palm City, Martin	1,991
Destin, Okaloosa	1,990
Labelle, Hendry	1,985
Mount Dora, Lake	1,978

COVID-19: characteristics of 2,009,408 Florida resident cases

Data through Mar 28, 2021 verified as of Mar 29, 2021 at 09:25 AM

Data in this report are provisional and subject to change.

The table below includes the cities and counties of residence for cases in Florida residents based on the patient's ZIP Code. Note that city is not always received as part of the initial notification and may be missing while the case is being investigated.

City and county	Cases
Riviera Beach, Palm Beach	1,973
Starke, Bradford	1,964
Avon Park, Highlands	1,944
Mulberry, Polk	1,914
Seffner, Hillsborough	1,912
Tavares, Lake	1,886
Summerfield, Marion	1,807
Yulee, Nassau	1,796
Groveland, Lake	1,789
Lithia, Hillsborough	1,765
Pinecrest, Dade	1,763
Maitland, Orange	1,744
Orange City, Volusia	1,712
Wauchula, Hardee	1,685
Sebastian, Indian River	1,640
Macclenny, Baker	1,637
Palmetto Bay, Dade	1,610
Callahan, Nassau	1,602
Lady Lake, Lake	1,599
Mayo, Lafayette	1,577
Missing, Dade	1,574
Carol City, Dade	1,564
Ponte Vedra, St. Johns	1,564
Bonifay, Holmes	1,558
Homosassa, Citrus	1,556
Coconut Grove, Dade	1,555
Crystal River, Citrus	1,540
Dania, Broward	1,534
Crossings, Dade	1,483
Lake Placid, Highlands	1,438
Gibsonton, Hillsborough	1,430
Pace, Santa Rosa	1,423
Oldsmar, Pinellas	1,408
Hobe Sound, Martin	1,407
Florida City, Dade	1,396
Sun City Center, Hillsborough	1,384
Dover, Hillsborough	1,383
Edgewater, Volusia	1,381
Apollo Beach, Hillsborough	1,380
Lake Butler, Union	1,372
Atlantic Beach, Duval	1,346
Madison, Madison	1,329
Debary, Volusia	1,325
Dunnellon, Marion	1,322
Palm Springs, Palm Beach	1,318
Biscayne Park, Dade	1,296
Monticello, Jefferson	1,284
Alachua, Alachua	1,267
Belleview, Marion	1,259
Indiantown, Martin	1,243
North Palm Beach, Palm Beach	1,234
Graceville, Jackson	1,230
Lantana, Palm Beach	1,208
Century, Escambia	1,172
South Miami, Dade	1,168
Safety Harbor, Pinellas	1,139
Newberry, Alachua	1,139
Lecanto, Citrus	1,133
Williston, Levy	1,113

COVID-19: characteristics of 2,009,408 Florida resident cases

Data through Mar 28, 2021 verified as of Mar 29, 2021 at 09:25 AM

Data in this report are provisional and subject to change.

The table below includes the cities and counties of residence for cases in Florida residents based on the patient's ZIP Code. Note that city is not always received as part of the initial notification and may be missing while the case is being investigated.

City and county	Cases
Ellenton, Manatee	1,110
Jensen Beach, Martin	1,104
Havana, Gadsden	1,086
El Portal, Dade	1,084
Beverly Hills, Citrus	1,077
Lauderhill, Broward	1,068
Satellite Beach, Brevard	1,066
Hilliard, Nassau	1,060
Freeport, Walton	1,051
Blountstown, Calhoun	1,041
Jasper, Hamilton	1,025
Wilton Manors, Broward	1,012
Trenton, Gilchrist	1,008
Wildwood, Sumter	1,006
Englewood, Charlotte	990
Nokomis, Sarasota	972
Wewahitchka, Gulf	969
Key Largo, Monroe	961
Hernando, Citrus	948
Keystone Heights, Clay	946
Sanderson, Baker	946
Frostproof, Polk	938
Bushnell, Sumter	935
Mary Esther, Okaloosa	928
Fellsmere, Indian River	924
Polk City, Polk	907
Lauderdale Lakes, Broward	906
Everglades National Park, Dade	904
Dunnellon, Citrus	904
Medley, Dade	899
Fisher Island, Dade	893
Port Saint Joe, Gulf	889
Shalimar, Okaloosa	885
Moore Haven, Glades	861
Coleman, Sumter	840
Marco Island, Collier	825
Cross City, Dixie	818
Bristol, Liberty	815
Cocoa Beach, Brevard	811
Pahokee, Palm Beach	809
South Bay, Palm Beach	808
Chiefland, Levy	795
Fort Meade, Polk	780
Minneola, Lake	780
Trinity, Pasco	775
Sorrento, Lake	769
High Springs, Alachua	768
Indialantic, Brevard	757
Spring Hill, Pasco	755
Glen Saint Mary, Baker	749
Englewood, Sarasota	743
Fruitland Park, Lake	740
Thonotosassa, Hillsborough	740
Chattahoochee, Gadsden	727
Marathon, Monroe	716
Southwest Ranches, Broward	715
Crescent City, Putnam	709
Miramar Beach, Walton	706
Olympia Heights, Dade	704

COVID-19: characteristics of 2,009,408 Florida resident cases

Data through Mar 28, 2021 verified as of Mar 29, 2021 at 09:25 AM

Data in this report are provisional and subject to change.

The table below includes the cities and counties of residence for cases in Florida residents based on the patient's ZIP Code. Note that city is not always received as part of the initial notification and may be missing while the case is being investigated.

City and county	Cases
Uleta, Dade	701
Interlachen, Putnam	697
Umatilla, Lake	689
Fort Myers Beach, Lee	685
Coral, Dade	679
Bowling Green, Hardee	672
Old Town, Dixie	670
Lawtey, Bradford	667
Jacksonville, St. Johns	658
West Melbourne, Brevard	658
Lake Alfred, Polk	657
Fort White, Columbia	644
Neptune Beach, Duval	635
Silver Springs, Marion	621
Weeki Wachee, Hernando	616
South Daytona, Volusia	594
Baker, Okaloosa	591
Belle Isle, Orange	582
Surfside, Dade	582
Palm Beach, Palm Beach	580
Clearwater Beach, Pinellas	573
Bronson, Levy	570
Gulfport, Pinellas	561
Bunnell, Flagler	560
Sneads, Jackson	554
Jay, Santa Rosa	544
Carrabelle, Franklin	524
Mascotte, Lake	517
Rotunda West, Charlotte	511
Hawthorne, Alachua	505
Oxford, Sumter	499
Sweetwater, Dade	492
Oakland, Orange	491
Molino, Escambia	484
Cottondale, Jackson	484
Citra, Marion	482
Myakka City, Manatee	480
Youngstown, Bay	473
Florida State University, Leon	472
Mims, Brevard	472
Tavernier, Monroe	472
Midway, Gadsden	469
Ocklawaha, Marion	469
Zolfo Springs, Hardee	469
Cape Canaveral, Brevard	468
Melbourne Beach, Brevard	461
Indian Harbour Beach, Brevard	460
East Palatka, Putnam	458
Flagler Beach, Flagler	450
Alva, Lee	450
Bal Harbour, Dade	448
Dundee, Polk	439
Altha, Calhoun	438
Celebration, Osceola	435
Bell, Gilchrist	431
Branford, Suwannee	429
Apalachicola, Franklin	417
Webster, Sumter	408
Centerville, Leon	394

COVID-19: characteristics of 2,009,408 Florida resident cases

Data through Mar 28, 2021 verified as of Mar 29, 2021 at 09:25 AM

Data in this report are provisional and subject to change.

The table below includes the cities and counties of residence for cases in Florida residents based on the patient's ZIP Code. Note that city is not always received as part of the initial notification and may be missing while the case is being investigated.

City and county	Cases
Haverhill, Palm Beach	393
De Leon Springs, Volusia	387
Archer, Alachua	386
Eagle Lake, Polk	382
Osprey, Sarasota	379
Missing, Volusia	374
Hastings, St. Johns	367
Raiford, Union	366
Tequesta, Palm Beach	363
Floral City, Citrus	362
West Miami, Dade	362
Grand Ridge, Jackson	362
Holly Hill, Volusia	353
Lake Park, Palm Beach	346
Ave Maria, Collier	346
Chuluota, Seminole	344
Pierson, Volusia	343
Grand Island, Lake	338
Greenville, Madison	332
Vernon, Washington	325
Montverde, Lake	324
Malone, Jackson	316
Gotha, Orange	314
Jennings, Hamilton	313
Indian Rocks Beach, Pinellas	313
Satsuma, Putnam	313
Missing, Orange	311
Sebastian, Brevard	309
Eastpoint, Franklin	302
Kenneth City, Pinellas	302
Laurel Hill, Okaloosa	301
Bryceville, Nassau	301
Reddick, Marion	301
Alafaya, Orange	300
Elkton, St. Johns	299
Fort McCoy, Marion	299
Malabar, Brevard	298
Melrose, Putnam	296
Westville, Holmes	295
Valparaiso, Okaloosa	289
Lake Panasoffkee, Sumter	289
Lehigh, Lee	285
Winter Park, Seminole	284
Greenwood, Jackson	278
O Brien, Suwannee	276
Anthony, Marion	275
San Antonio, Pasco	273
Belleair, Pinellas	272
Geneva, Seminole	270
Ponce De Leon, Holmes	270
Greenacres, Palm Beach	265
Morriston, Levy	260
Hallandale Beach, Broward	260
South Pasadena, Pinellas	248
Inlet Beach, Walton	244
Sanibel, Lee	243
Fountain, Bay	241
Fern Park, Seminole	240
Eglin Air Force Base, Okaloosa	239

COVID-19: characteristics of 2,009,408 Florida resident cases

Data through Mar 28, 2021 verified as of Mar 29, 2021 at 09:25 AM

Data in this report are provisional and subject to change.

The table below includes the cities and counties of residence for cases in Florida residents based on the patient's ZIP Code. Note that city is not always received as part of the initial notification and may be missing while the case is being investigated.

City and county	Cases
Lee, Madison	236
Kindred, Osceola	236
Edgewood, Orange	234
University Of Central Fl, Orange	231
Southport, Bay	230
White Springs, Hamilton	228
Weirdale, Marion	225
Longboat Key, Manatee	224
Saint James City, Lee	222
Hosford, Liberty	221
Gretna, Gadsden	221
Islamorada, Monroe	219
Wellborn, Suwannee	214
Mcdavid, Escambia	209
Holt, Okaloosa	209
Lakewood Ranch, Manatee	208
Astatula, Lake	207
Holmes Beach, Manatee	200
Bay Harbor Islands, Dade	199
Poinciana, Polk	199
Howey-In-The-Hills, Lake	196
Juno Beach, Palm Beach	196
Madeira Beach, Pinellas	194
Micanopy, Alachua	192
Atlantis, Palm Beach	190
Babson Park, Polk	190
Mcalpin, Suwannee	189
Altoona, Lake	189
Sopchoppy, Wakulla	187
Azalea Park, Orange	186
Alford, Jackson	185
Zellwood, Orange	183
The Villages, Marion	181
Lake Helen, Volusia	181
Lauderdale By The Sea, Broward	177
The Villages, Lake	176
Odessa, Pasco	172
Center Hill, Sumter	172
Viera, Brevard	169
Mangonia Park, Palm Beach	168
Cutler Bay, Dade	166
University Of Miami, Dade	164
Osteen, Volusia	164
Summerland Key, Monroe	162
Golden Beach, Dade	161
Caryville, Washington	161
Pomona Park, Putnam	158
Bokeelia, Lee	156
Oak Hill, Volusia	153
Lockhart, Orange	152
Hypoluxo, Palm Beach	152
Rocky Point, Hillsborough	151
University Of Fl, Alachua	151
Lutz, Pasco	149
Grant-Valkaria, Brevard	149
Ponce Inlet, Volusia	148
Bay Lake, Orange	148
Citrus Springs, Citrus	146
Sumterville, Sumter	146

COVID-19: characteristics of 2,009,408 Florida resident cases

Data through Mar 28, 2021 verified as of Mar 29, 2021 at 09:25 AM

Data in this report are provisional and subject to change.

The table below includes the cities and counties of residence for cases in Florida residents based on the patient's ZIP Code. Note that city is not always received as part of the initial notification and may be missing while the case is being investigated.

City and county	Cases
Hiawassee, Orange	142
Hollister, Putnam	138
Big Pine Key, Monroe	138
Carrollwood, Hillsborough	137
Clair-Mel City, Hillsborough	137
Lady Lake, Sumter	135
Missing, Lee	133
Paisley, Lake	131
Inglis, Levy	129
San Mateo, Putnam	129
Cloud Lake, Palm Beach	128
Baldwin, Duval	128
Christmas, Orange	127
Hampton, Bradford	126
Apopka, Seminole	125
Steinhatchee, Taylor	124
Kendall, Dade	122
Lake Hamilton, Polk	121
Matlacha, Lee	121
Clarksville, Calhoun	120
West Park, Broward	119
University Of Central Florida, Orange	117
Belleair Beach, Pinellas	115
Placida, Charlotte	114
Buena Ventura Lakes, Osceola	113
Tierra Verde, Pinellas	113
Callaway, Bay	109
Lighthouse Point, Broward	108
Missing, St. Johns	106
Panacea, Wakulla	106
Temple Terrace, Hillsborough	105
Barry University, Dade	105
Saint Leo, Pasco	105
Seville, Volusia	104
Astor, Lake	103
Harmony, Osceola	102
Dania Beach, Broward	102
Hurlburt Field, Okaloosa	102
Lamont, Jefferson	102
Dinsmore, Duval	102
Brooker, Bradford	101
Cedar Key, Levy	101
Missing, Pinellas	98
South Fort Myers, Lee	98
Canal Point, Palm Beach	97
Bradenton Beach, Manatee	97
City Of Sunrise, Broward	96
Barefoot Bay, Brevard	96
Florida Gulf Coast Univ, Lee	95
Tyndall Air Force Base, Bay	95
Fruit Cove, St. Johns	95
Bascom, Jackson	95
Waldo, Alachua	95
Florahome, Putnam	94
Missing, Sumter	92
University Of South Florida, Hillsborough	91
Sunny Isles Beach, Dade	91
Pinetta, Madison	89
Maitland, Seminole	88

COVID-19: characteristics of 2,009,408 Florida resident cases

Data through Mar 28, 2021 verified as of Mar 29, 2021 at 09:25 AM

Data in this report are provisional and subject to change.

The table below includes the cities and counties of residence for cases in Florida residents based on the patient's ZIP Code. Note that city is not always received as part of the initial notification and may be missing while the case is being investigated.

City and county	Cases
Kathleen, Polk	87
Crystal Beach, Pinellas	86
Missing, Marion	83
Lorida, Highlands	82
Fort Denaud, Hendry	80
F M, Lee	80
Yalaha, Lake	78
Ocean Ridge, Palm Beach	78
Missing, St. Lucie	77
Patrick Air Force Base, Brevard	75
Welaka, Putnam	75
Princeton, Dade	75
Eatonville, Orange	75
Palma Ceia, Hillsborough	74
Saint Pete Beach, Pinellas	74
Avon Park, Polk	73
Boca Grande, Lee	72
Campbellton, Jackson	72
Missing, Lake	71
Air Mail Facility, Dade	69
North Venice, Sarasota	69
Ochopee, Collier	69
Cudjoe Key, Monroe	66
Greensboro, Gadsden	66
Anna Maria, Manatee	65
Stock Island, Monroe	64
Missing, Duval	62
Reunion, Osceola	62
Mexico Beach, Bay	60
Bonita Beach, Lee	59
Destin, Walton	59
Georgetown, Putnam	59
Missing, Pasco	59
Northdale, Hillsborough	58
Treasure Island, Pinellas	58
North Redington Beach, Pinellas	58
Micco, Brevard	58
Miami Springs, Dade	58
Felda, Hendry	57
Bellview, Escambia	57
Missing, Palm Beach	57
Orlando, Seminole	57
Miami, Unknown	54
Missing, Santa Rosa	54
Miromar Lakes, Lee	54
Lake Suzy, Desoto	53
Walnut Hill, Escambia	53
Ona, Hardee	53
Duette, Manatee	53
Okahumpka, Lake	52
Singer Island, Palm Beach	52
Orlando, Dade	52
Heathrow, Seminole	52
Enterprise, Volusia	51
University Of Tampa, Hillsborough	50
Aloma, Orange	50
Town N Country, Hillsborough	50
Palm Beach Shores, Palm Beach	49
Salt Springs, Marion	49

COVID-19: characteristics of 2,009,408 Florida resident cases

Data through Mar 28, 2021 verified as of Mar 29, 2021 at 09:25 AM

Data in this report are provisional and subject to change.

The table below includes the cities and counties of residence for cases in Florida residents based on the patient's ZIP Code. Note that city is not always received as part of the initial notification and may be missing while the case is being investigated.

City and county	Cases
Terra Ceia, Manatee	48
Intercession City, Osceola	48
Cinco Bayou, Okaloosa	47
Highland City, Polk	45
Sewalls Point, Martin	45
Florence Villa, Polk	45
Green Acres, Palm Beach	45
Waverly, Polk	44
Florida International Univ, Dade	44
Kenansville, Osceola	43
Eaton Park, Polk	43
Orlando, Osceola	43
Gulf Breeze, Escambia	43
Lacoochee, Pasco	42
Village Of Wellington, Palm Beach	42
Manalapan, Palm Beach	42
Ebro, Washington	42
Naranja, Dade	41
Key Colony Beach, Monroe	41
Bayonet Point, Pasco	41
Saint Johns, Duval	40
Village Wellington, Palm Beach	40
Cortez, Manatee	40
Missing, Broward	39
Orlando, Broward	38
Stetson University, Volusia	37
Orlando, Volusia	37
Ponte Vedra, Duval	37
Florida A And M University, Leon	37
Missing, Hillsborough	36
Tice, Lee	36
Hialeah Gardens, Dade	36
Miami Shores, Dade	35
North Bay Village, Dade	35
Highland Beach, Palm Beach	35
Lakeshore, Polk	35
Orlando, Polk	35
Miami, Broward	35
Pasadena, Pinellas	34
Flemington, Marion	34
Bay Pines, Pinellas	34
Homeland, Polk	33
Palm Shores, Brevard	33
Siesta Key, Sarasota	33
Wekiva Springs, Seminole	33
Dowling Park, Suwannee	33
Missing, Seminole	33
Lulu, Columbia	33
Bonaventure, Broward	33
Univ Of FI Student Dorms, Alachua	32
Venus, Highlands	32
Bagdad, Santa Rosa	32
Hallandle Beach, Broward	32
Davenport, Osceola	32
Westlake, Palm Beach	31
Bayshore Gardens, Manatee	31
Eloise, Polk	31
Nocatee, Desoto	30
Poinciana, Osceola	30

COVID-19: characteristics of 2,009,408 Florida resident cases

Data through Mar 28, 2021 verified as of Mar 29, 2021 at 09:25 AM

Data in this report are provisional and subject to change.

The table below includes the cities and counties of residence for cases in Florida residents based on the patient's ZIP Code. Note that city is not always received as part of the initial notification and may be missing while the case is being investigated.

City and county	Cases
Mcintosh, Marion	30
Lealman, Pinellas	30
Penney Farms, Clay	30
Jupiter, Martin	30
Kinard, Calhoun	30
Alturas, Polk	29
Bonita Springs, Collier	29
Sugarloaf Key, Monroe	29
South Palm Beach, Palm Beach	29
Orlando, Hillsborough	28
Horseshoe Beach, Dixie	28
Chokoloskee, Collier	28
Pensacola Beach, Santa Rosa	28
Little Torch Key, Monroe	28
Ridge Manor, Pasco	28
Pine Hills, Orange	27
City Of Westlake, Palm Beach	27
Caryville, Holmes	27
Florida State, Leon	27
Homosassa Springs, Citrus	27
Saint Marks, Wakulla	27
Indian Lake Estates, Polk	26
Fort Lauderdale, Dade	26
Palmdale, Glades	26
Long Key, Monroe	26
Bradley, Polk	26
Pembroke Park, Broward	25
Tangerine, Orange	25
South Miami Heights, Dade	25
Missing, Monroe	25
Earleton, Alachua	25
Orange Lake, Marion	24
Santa Fe, Alachua	24
Westchase, Hillsborough	24
New Smyrna, Volusia	24
Missing, Escambia	24
Missing, Manatee	24
Sydney, Hillsborough	24
Labelle, Glades	24
Hawthorne, Putnam	24
Archer, Levy	23
Paxton, Walton	23
Yankeetown, Levy	23
Goulds, Dade	23
Pine Castle, Orange	23
Missing, Citrus	22
Balm, Hillsborough	22
Tioga, Alachua	22
Wausau, Washington	22
Loughman, Polk	22
Missing, Brevard	22
Florida Dept Of Corrections, Union	22
Bostwick, Putnam	22
Sparr, Marion	22
Citrus Ridge, Indian River	22
Missing, Indian River	22
Kissimmee, Orange	22
La Crosse, Alachua	22
Missing, Okaloosa	21

COVID-19: characteristics of 2,009,408 Florida resident cases

Data through Mar 28, 2021 verified as of Mar 29, 2021 at 09:25 AM

Data in this report are provisional and subject to change.

The table below includes the cities and counties of residence for cases in Florida residents based on the patient's ZIP Code. Note that city is not always received as part of the initial notification and may be missing while the case is being investigated.

City and county	Cases
Crystal Springs, Pasco	21
Everglades City, Collier	21
Bonifay, Washington	21
Plymouth, Orange	21
Florida International University, Dade	21
Perdido Key, Escambia	21
Wabasso, Indian River	21
Branford, Lafayette	20
Mexico Beach, Gulf	20
Union Park, Orange	20
Indian River Shores, Indian River	20
Sun City, Hillsborough	20
Fort Ogden, Desoto	20
Redington Shores, Pinellas	20
Laud-By-The-Sea, Broward	20
Mango, Hillsborough	20
Hollywood, Dade	19
Candler, Marion	19
Parker, Bay	19
Lowell, Marion	19
Ramrod Key, Monroe	19
Champions Gate, Polk	19
Wildlight, Nassau	19
Orlando, Palm Beach	19
Babcock Ranch, Lee	19
High Springs, Gilchrist	19
Maxville, Duval	18
Boca Raton, Broward	18
Nalcrest, Polk	18
Gulf Stream, Palm Beach	18
Goodland, Collier	18
Trenton, Levy	18
Jensen Beach, St. Lucie	18
Missing, Collier	17
Graceville, Holmes	17
Lake Buena Vista, Orange	17
Webster, Hernando	17
Nichols, Polk	17
Suwannee, Dixie	16
Missing, Martin	16
Gulf Hammock, Levy	16
Hernando Beach, Hernando	16
Tallevast, Manatee	16
Shady Hills, Pasco	16
Johns Pass Village, Pinellas	16
Jacksonville, Unknown	16
Buckingham, Lee	16
West Panama City Beach, Bay	16
Otter Creek, Levy	16
Woodville, Leon	16
Forest City, Orange	16
Trilby, Pasco	16
Wewahitchka, Calhoun	16
Winter Garden, Lake	15
Daytona Beach Shores, Volusia	15
Lake City, Suwannee	15
Orlando, Pinellas	15
Golden Oak, Orange	15
Lake Monroe, Seminole	15

COVID-19: characteristics of 2,009,408 Florida resident cases

Data through Mar 28, 2021 verified as of Mar 29, 2021 at 09:25 AM

Data in this report are provisional and subject to change.

The table below includes the cities and counties of residence for cases in Florida residents based on the patient's ZIP Code. Note that city is not always received as part of the initial notification and may be missing while the case is being investigated.

City and county	Cases
Belleair Bluffs, Pinellas	15
Brooksville, Pasco	15
Eau Gallie, Brevard	15
Lakewood Ranch, Sarasota	15
Hutchinson Island, St. Lucie	15
White Springs, Columbia	15
Mount Dora, Orange	15
Missing, Bay	15
Laurel Hill, Walton	14
Village Of Palmetto Bay, Dade	14
Wahneta, Polk	14
Hillsboro Beach, Broward	14
Graham, Bradford	14
Braden River, Manatee	14
Florida State Univ Admin, Leon	14
Copeland, Collier	14
Saint Lucie West, St. Lucie	14
Murdock, Charlotte	14
Long Boat Key, Manatee	13
Orlando, Brevard	13
Saint George Island, Franklin	13
Fort Charlotte, Charlotte	13
Hialeah, Unknown	13
Orlando, Lake	13
Choctaw Beach, Okaloosa	13
Watersound, Walton	13
Kingsley Lake, Bradford	13
Indian Creek Village, Dade	13
Gonzalez, Escambia	13
Steinhatchee, Dixie	13
Roseland, Indian River	13
Durant, Hillsborough	12
Holder, Citrus	12
Missing, Putnam	12
Mount Plymouth, Lake	12
Los Angeles, Dade	12
Pensacola Beach, Escambia	12
Rosemary Beach, Walton	12
Orlando, Unknown	12
Deer Island, Lake	12
Alys Beach, Bay	12
Unknown, Dade	12
East Lake, Marion	11
Captiva, Lee	11
Deerfield Beach, Palm Beach	11
Miami Gardens, Broward	11
Ozona, Pinellas	11
Umatilla, Marion	11
Naples, Lee	11
Babcock Ranch, Charlotte	11
Missing, Unknown	11
Greenville, Taylor	11
Citrus Hills, Citrus	11
Leisure City, Dade	11
Orlando, Leon	11
Perrine, Dade	10
Orlando, Duval	10
Dade City, Hernando	10
Briny Breezes, Palm Beach	10

COVID-19: characteristics of 2,009,408 Florida resident cases

Data through Mar 28, 2021 verified as of Mar 29, 2021 at 09:25 AM

Data in this report are provisional and subject to change.

The table below includes the cities and counties of residence for cases in Florida residents based on the patient's ZIP Code. Note that city is not always received as part of the initial notification and may be missing while the case is being investigated.

City and county	Cases
Passport, Unknown	10
Seacrest, Walton	10
Missing, Nassau	10
Cypress, Jackson	10
Forest City, Seminole	10
Haines Creek, Lake	10
Lake Como, Putnam	10
Missing, Polk	10
University Park, Manatee	10
Grandin, Putnam	10
Gibsonia, Polk	10
Redington Beach, Pinellas	10
Telogia, Liberty	10
Missing, Taylor	10
Scottsmoor, Brevard	9
Sea Ranch Lakes, Broward	9
Palma Sola, Manatee	9
Innovation, Pasco	9
Cottdonale, Washington	9
Barberville, Volusia	9
Beverly Beach, Flagler	9
Saint Augustine Beach, St. Johns	9
Putnam Hall, Putnam	9
Ferndale, Lake	9
Lamont, Madison	9
Lloyd, Jefferson	9
Rubonia, Manatee	9
Virginia Gardens, Dade	9
Elfers, Pasco	9
Fanning Springs, Gilchrist	9
Day, Lafayette	9
Grant Valkaria, Brevard	9
Nobleton, Hernando	9
Saint Augustine, Duval	9
West Delray Beach, Palm Beach	9
Basinger, Okeechobee	8
Evinston, Alachua	8
Salem, Taylor	8
Orange Springs, Marion	8
Ybor City, Hillsborough	8
Fort Walton Beach, Unknown	8
Cross Creek, Alachua	8
Fairfield, Marion	8
Indian Shores, Pinellas	8
Palm City, St. Lucie	8
Seybold, Dade	8
Holt, Santa Rosa	8
White City, Gulf	8
Worthington Springs, Union	8
Pine Ridge, Citrus	8
Jerome, Collier	8
Ponce De Leon, Walton	8
Wekiwa Springs, Seminole	8
Goldenrod, Seminole	8
Missing, Clay	7
Switzerland, St. Johns	7
Maitland, Volusia	7
Aripeka, Pasco	7
Valkaria, Brevard	7

COVID-19: characteristics of 2,009,408 Florida resident cases

Data through Mar 28, 2021 verified as of Mar 29, 2021 at 09:25 AM

Data in this report are provisional and subject to change.

The table below includes the cities and counties of residence for cases in Florida residents based on the patient's ZIP Code. Note that city is not always received as part of the initial notification and may be missing while the case is being investigated.

City and county	Cases
Quail Heights, Dade	7
River Ranch, Polk	7
Niceville, Walton	7
Orlando, Alachua	7
Okeechobee, Glades	7
Fort Lauderdale, Unknown	7
Keystone Heights, Bradford	7
Orlando, Pasco	7
Longboat Key, Sarasota	7
Fernandina, Nassau	7
Missing, Flagler	7
Orange Park, Duval	7
Port Saint John, Brevard	7
Mayport Naval Station, Duval	6
Lake Butler, Bradford	6
Anastasia Island, St. Johns	6
East Rockland Key, Monroe	6
Bradenton, Sarasota	6
Maitland, Osceola	6
Inglis, Citrus	6
Weirsdale, Lake	6
Morriston, Marion	6
Duck Key, Monroe	6
Newberry, Gilchrist	6
Miccosukee, Leon	6
Glenwood, Volusia	6
Orchid, Indian River	6
Pensacola, Unknown	6
Punta Gorda, Lee	6
Deland, Lake	6
Orlando, Flagler	6
Orlando, Marion	6
Sunny Hills, Washington	6
Missing, Walton	6
Missing, Sarasota	6
Labelle, Lee	6
Ridge Manor Estates, Sumter	6
Maitland, Hillsborough	6
Winter Park, Polk	6
Winderemere, Orange	6
Hialeah, Broward	6
Grove City, Charlotte	6
Coco River, Collier	6
Eglin, Okaloosa	6
Bruce, Holmes	5
Ebro, Bay	5
Westchester, Dade	5
Mid Florida, Seminole	5
Ocean Breeze, Martin	5
Port Salerno, Martin	5
Missing, Highlands	5
Missing, Columbia	5
Shady Grove, Taylor	5
Missing, Leon	5
Milton, Escambia	5
Inlet Beach, Bay	5
Mayport, Duval	5
Pass, Unknown	5
Stuart, St. Lucie	5

COVID-19: characteristics of 2,009,408 Florida resident cases

Data through Mar 28, 2021 verified as of Mar 29, 2021 at 09:25 AM

Data in this report are provisional and subject to change.

The table below includes the cities and counties of residence for cases in Florida residents based on the patient's ZIP Code. Note that city is not always received as part of the initial notification and may be missing while the case is being investigated.

City and county	Cases
Miami, Palm Beach	5
Clarcona, Orange	5
Okeechobee, Osceola	5
PsI, Unknown	5
Pompano Beach, Unknown	5
San Carlos Park, Lee	5
University Of Central FI, Hillsborough	5
Bayou George, Bay	5
Boynton Beach, Broward	5
Missing, Osceola	5
Miramar, Dade	5
Miami Gardens, Unknown	5
Kissimmee, Unknown	5
Fort Lauderdale, Palm Beach	5
Jacksonville Naval Air Station, Duval	5
Wakulla Springs, Wakulla	5
Ocoee, Lake	5
Okeechobee, Martin	5
N/A, Unknown	5
Pompano Beach, Palm Beach	5
Oneco, Manatee	5
Orlando, Manatee	5
Alys Beach, Walton	5
Missing, Alachua	5
Miami Beach, Unknown	5
Point Washington, Walton	5
University Of Central FI, Martin	5
Williston, Marion	5
Pompano Beach, Dade	4
Sandestin, Walton	4
Seacrest, Bay	4
Naples, Unknown	4
High Springs, Columbia	4
Hinsdale, Manatee	4
Bella Collina, Lake	4
Delray Beach, Broward	4
El Jobean, Charlotte	4
International Service Center, Dade	4
Island Grove, Alachua	4
Hollywood, Unknown	4
Indian Rock Beach, Pinellas	4
Bowling Green, Polk	4
Cypress Gardens, Polk	4
Branford, Gilchrist	4
Cape Haze, Charlotte	4
Clewiston, Palm Beach	4
Conch Key, Monroe	4
Lazy Lake, Broward	4
Lamont, Taylor	4
Sugarloaf, Monroe	4
Wacissa, Jefferson	4
Live Oak, Madison	4
Loxahatchee Groves, Palm Beach	4
West Bradenton, Manatee	4
Port Charlotte, Unknown	4
Greenville, Jefferson	4
Missing, Hernando	4
Marina Del Rey, Dade	4
Oklawaha, Marion	4

COVID-19: characteristics of 2,009,408 Florida resident cases

Data through Mar 28, 2021 verified as of Mar 29, 2021 at 09:25 AM

Data in this report are provisional and subject to change.

The table below includes the cities and counties of residence for cases in Florida residents based on the patient's ZIP Code. Note that city is not always received as part of the initial notification and may be missing while the case is being investigated.

City and county	Cases
Glen Ridge, Palm Beach	4
Coconut Creek, Palm Beach	4
Pensacola, Santa Rosa	4
Margate, Unknown	4
Melrose, Bradford	4
Lake Worth, Broward	4
Los Angeles, Broward	4
Highland Park, Polk	4
Jacksonville, Dade	4
Inverness, Polk	3
Pass, Dade	3
Vero Beach, Brevard	3
Orem, Palm Beach	3
Pp, Dade	3
Pp, Unknown	3
Woodside, Broward	3
Brewton, Escambia	3
Apopka, Broward	3
Maitland, Polk	3
Lake Harbor, Palm Beach	3
Lanark Village, Franklin	3
Miami Shores, Broward	3
Pineland, Lee	3
Tampa Palms, Hillsborough	3
Tampa, Pinellas	3
Winter Garden, Seminole	3
Tarpon Springs, Pasco	3
Jacksonville, Clay	3
Ludlam, Dade	3
Laurel, Sarasota	3
Clermont, Orange	3
Palm Coast, Volusia	3
Port Saint Lucie, Martin	3
Saint Augusaintine Beach, St. Johns	3
Saint Petersburg, Hillsborough	3
West Palm Beach, Broward	3
Village Of Golf, Palm Beach	3
Wildwood, Marion	3
Loxahatchee, Broward	3
Miami, Orange	3
Missing, Jackson	3
Lynbrook, Broward	3
Lake Geneva, Clay	3
Lake City, Duval	3
Lakeland, Hillsborough	3
Immokalee, Lee	3
Hallandale Beach, Unknown	3
Fort Myers, Unknown	3
Bradington, Manatee	3
Blountstown, Liberty	3
Westville, Walton	3
Orlo Vista, Orange	3
Milligan, Okaloosa	3
Land O Lakes, Hillsborough	3
Lady Lake, Marion	3
Jacksonville , Duval	3
Fisher Island, Unknown	3
Homeless, Hillsborough	3
Bay Harbor Islands, Unknown	3

COVID-19: characteristics of 2,009,408 Florida resident cases

Data through Mar 28, 2021 verified as of Mar 29, 2021 at 09:25 AM

Data in this report are provisional and subject to change.

The table below includes the cities and counties of residence for cases in Florida residents based on the patient's ZIP Code. Note that city is not always received as part of the initial notification and may be missing while the case is being investigated.

City and county	Cases
Ft Pierce, St. Lucie	3
Chicago, Lee	3
Coraopolis, Citrus	3
Champions Gate, Osceola	3
Bristol, Calhoun	3
Jacksonville, Alachua	3
Sorrento, Orange	3
Stuart, Palm Beach	3
North Fort Myers, Charlotte	3
Crestview, Walton	3
Cross Key, Monroe	3
Cape San Blas, Gulf	3
Apopka, Lake	3
Green Cove Springs, Duval	3
Fernandina Beach, Duval	3
Fpo, Duval	3
Plantation Key, Monroe	3
Samoset, Manatee	3
San Fernando, Unknown	3
Mayport Naval Housing, Duval	3
Monticello, Madison	3
Vernon, Bay	3
Bonnie, Dade	3
Alford, Washington	3
Altamonte Springs, Orange	3
Jonesville, Alachua	3
Julington Creek, St. Johns	3
Jupiter Island, Martin	3
Miramar, Unknown	3
Marco Island, Lee	3
Pembroke Pines, Unknown	3
Ocean Reef Club, Monroe	3
Winter Park, Volusia	3
Vero Beach, St. Lucie	3
University Of Central Fl, Seminole	2
Venice, Dade	2
Winter Springs, Orange	2
Windermere, Hillsborough	2
West Palm Beach, Unknown	2
Okeechobee, Highlands	2
New Port Richey, Hillsborough	2
Orlando, Escambia	2
Pompano Beach, Osceola	2
Port Charlotte, Lee	2
Union, Manatee	2
Swansea, Lee	2
Sand Lake, Orange	2
Port St. Lucie, St. Lucie	2
Longwood, Unknown	2
Long Beach, Orange	2
Marathon Shores, Monroe	2
Mims, Volusia	2
Miami, Martin	2
Gwinn, Charlotte	2
Labelle, Collier	2
Jena, Taylor	2
Lauderhill, Unknown	2
At Large, Broward	2
Boys Ranch, Suwannee	2

COVID-19: characteristics of 2,009,408 Florida resident cases

Data through Mar 28, 2021 verified as of Mar 29, 2021 at 09:25 AM

Data in this report are provisional and subject to change.

The table below includes the cities and counties of residence for cases in Florida residents based on the patient's ZIP Code. Note that city is not always received as part of the initial notification and may be missing while the case is being investigated.

City and county	Cases
Fort Pierce, Brevard	2
Graceville, Unknown	2
Eatonville, Polk	2
Tampa, Broward	2
Tarpon Springs, Hillsborough	2
Port Canaveral, Brevard	2
Seguin, Unknown	2
Sarasota, Unknown	2
Sunrise, Unknown	2
Oakland Park, Unknown	2
Orlando, St. Lucie	2
Lake Clarke Shores, Palm Beach	2
Marysville, Dade	2
Callahan, Duval	2
Dade City, Unknown	2
Cibolo, Orange	2
Claysville, Hernando	2
Crescent Beach, Sarasota	2
FI State Univ Student, Leon	2
Defuniak Springs, Okaloosa	2
Defuniak Springs, Unknown	2
Noma, Holmes	2
Ormond Beach, Flagler	2
Panama City, Unknown	2
Pembroke Pines, Dade	2
Summerfield, Unknown	2
Tampa, Hernando	2
Sharpes, Brevard	2
Saint Lucie Village, St. Lucie	2
Sebring, Desoto	2
Vero Beach, Unknown	2
Yeehaw, Okeechobee	2
Wauchula, Desoto	2
Jacksonville Naval Hospital, Duval	2
Hosford, Calhoun	2
Jacksonville, Nassau	2
Longview, Dade	2
Marina Del Rey, Broward	2
Melrose, Clay	2
Mesa, Unknown	2
Aventura, Broward	2
000000, Unknown	2
Dfafs, Okaloosa	2
Fort Lauderdale, Alachua	2
Deerfield Beach, Unknown	2
Doral, Unknown	2
Brooklyn, Broward	2
Carl Fisher, Dade	2
Cross City, Taylor	2
Jupiter, Dade	2
Micanopy, Marion	2
Lakeland, Unknown	2
Red Bay, Holmes	2
Pembroke Lakes, Broward	2
Port Saint Lucie, Palm Beach	2
Saint Marys, Nassau	2
Windermere, Lake	2
Sutton, Pasco	2
Blountstown, Jackson	2

COVID-19: characteristics of 2,009,408 Florida resident cases

Data through Mar 28, 2021 verified as of Mar 29, 2021 at 09:25 AM

Data in this report are provisional and subject to change.

The table below includes the cities and counties of residence for cases in Florida residents based on the patient's ZIP Code. Note that city is not always received as part of the initial notification and may be missing while the case is being investigated.

City and county	Cases
Alligator Point, Franklin	2
Crawfordville, Leon	2
Coconut Creek, Unknown	2
Daytona Beach, Unknown	2
Eatonville, Lake	2
Hallandale Beach, Dade	2
Lawtey, Union	2
Lutz, Pinellas	2
Los Angeles, Okaloosa	2
Louisville, Manatee	2
West Villages, Sarasota	2
Zellwood, Lake	2
Upper Key Largo, Monroe	2
University Of Central Florida, Brevard	2
Seven Springs, Pasco	2
Phoenix, Lake	2
None, Dade	2
Mount Pleasant, Gadsden	2
Navarre, Okaloosa	2
Clermont, Polk	2
Bronx, Seminole	2
Doctors Inlet, Clay	2
Bonifay, Jackson	2
Bonnie, Sarasota	2
Lecanto, Marion	2
Lake Helen, Orange	2
Maitland, Leon	2
Melrose, Alachua	2
Fort Myers, Collier	2
Fort Pierce, Martin	2
Weston, Dade	2
West Palm Beach, Dade	2
Winter Park, Leon	2
Palm Springs North, Dade	2
Redland, Dade	2
Olustee, Baker	2
Orlando, Charlotte	2
Orlando, Santa Rosa	2
Maitland, Lake	2
Hialeah Lakes, Dade	2
Hialeah, Orange	2
Jan Phyl Village, Polk	2
Moore Haven, Hendry	2
Naples, Broward	2
Cassadaga, Volusia	2
Fort Walton Beach, Walton	2
Duke Field Air Force Station, Okaloosa	2
Dunnellon, Levy	2
Yalhala, Lake	2
University Of Central Florida, Palm Beach	2
University Of Central Florida, Pinellas	2
Wimauma, Manatee	2
Provo, Broward	2
Portland, Unknown	2
Sumatra, Liberty	2
University Of Central Florida, Broward	2
Saint Teresa, Wakulla	2
West Point, Lee	2
Orlando, Okaloosa	2

COVID-19: characteristics of 2,009,408 Florida resident cases

Data through Mar 28, 2021 verified as of Mar 29, 2021 at 09:25 AM

Data in this report are provisional and subject to change.

The table below includes the cities and counties of residence for cases in Florida residents based on the patient's ZIP Code. Note that city is not always received as part of the initial notification and may be missing while the case is being investigated.

City and county	Cases
Maitland, Pasco	2
Madison, Unknown	2
Ocala, Unknown	2
Miamt, Dade	2
Florida Power & Light Co, Dade	2
Amelia City, Nassau	2
Apopka, Unknown	2
Alligator Point, Wakulla	2
Chipley, Jackson	2
Colorado Springs, Unknown	1
Conifer, Lee	1
Daniel Island, Bay	1
Clarksboro, Lee	1
Chipley, Holmes	1
El Paso, Unknown	1
Elbow Lake, Palm Beach	1
Eatonville, Seminole	1
Dunellen, Dade	1
Destin, Unknown	1
Diamond, Highlands	1
Doral, Broward	1
Altamonte, Orange	1
Alva, Collier	1
333, Unknown	1
Allentown, Putnam	1
Apple Creek, Citrus	1
Amelia Village, Nassau	1
Barefoot Beach, Lee	1
Battle Creek, Manatee	1
Avon, Manatee	1
Aventura, Osceola	1
Bryn Mawr, Palm Beach	1
Burkeville, Brevard	1
Camden Wyoming, Duval	1
Celebration, Palm Beach	1
Chattanooga, Dade	1
Bear Grass, Palm Beach	1
Azalea Park, Osceola	1
Boca Raton,, Palm Beach	1
Boston, Dade	1
Brewster, Volusia	1
FI State Lot, Leon	1
Fairless Hills, Broward	1
Everett, Dade	1
Fort Denaud, Glades	1
Fort Meyers, Lee	1
Fortlauderdale, Unknown	1
Fortwalton Beach, Okaloosa	1
Ft Pierce, Unknown	1
Garland, Orange	1
Hallandate Ben, Unknown	1
Havana, Leon	1
Hickory, Lee	1
Homeless, Dade	1
Homer, Escambia	1
Hilliard, Unknown	1
Jeffersonville, Broward	1
Knoxville, Escambia	1
Lake Mary, Lake	1

COVID-19: characteristics of 2,009,408 Florida resident cases

Data through Mar 28, 2021 verified as of Mar 29, 2021 at 09:25 AM

Data in this report are provisional and subject to change.

The table below includes the cities and counties of residence for cases in Florida residents based on the patient's ZIP Code. Note that city is not always received as part of the initial notification and may be missing while the case is being investigated.

City and county	Cases
Longwood, Orange	1
Lehigh Cares, Lee	1
Live Oak, Columbia	1
Loganville, Orange	1
Lansdale, Lake	1
Lapeer, Manatee	1
Lauderdale Hill, Unknown	1
Missing, Wakulla	1
Monterey, Broward	1
Mumford, Manatee	1
N/A, Duval	1
Naples, Alachua	1
Ocean City, Broward	1
North Miami, Broward	1
Middleburg, Duval	1
Midland, Osceola	1
Missing, Hamilton	1
Miami, Charlotte	1
Miamii, Dade	1
Miami Garden, Unknown	1
Republic, Monroe	1
Richmond, Palm Beach	1
Ridgewood, Broward	1
Riverview, Manatee	1
Rochester, Broward	1
Roseland, Palm Beach	1
Porter Ranch, Dade	1
Raiford, Bradford	1
Ponte Vedra Beach, Orange	1
Port Orange , Volusia	1
Port Saint Lucie, Indian River	1
Palm City, Unknown	1
Plant City, Unknown	1
Pompano Beach, Alachua	1
Old Town, Gilchrist	1
Oviedo, Leon	1
Opa Locka, Polk	1
Orem, Sarasota	1
Orem, Unknown	1
Wilbur By The Sea, Volusia	1
Willowbrook, Lee	1
Wilmington, Pasco	1
Westerville, Hillsborough	1
Wilton Manors, Dade	1
Winston Salem, Unknown	1
Winter Garden, Hillsborough	1
Woodland Hills, Brevard	1
Youngstown, Calhoun	1
Yulee, Duval	1
San Antonio, Dade	1
San Diego, Unknown	1
Sanford, Palm Beach	1
Russellville, Hillsborough	1
Saint Augustine, Okaloosa	1
Steinhatchee, Alachua	1
Tampa, Escambia	1
Tampa, Manatee	1
Tangerine, Lake	1
University Of Central Florida, Hillsborough	1

COVID-19: characteristics of 2,009,408 Florida resident cases

Data through Mar 28, 2021 verified as of Mar 29, 2021 at 09:25 AM

Data in this report are provisional and subject to change.

The table below includes the cities and counties of residence for cases in Florida residents based on the patient's ZIP Code. Note that city is not always received as part of the initial notification and may be missing while the case is being investigated.

City and county	Cases
University Of Central Fl, Pasco	1
Village Of Palm Springs, Palm Beach	1
Virginia Beach, Alachua	1
Webster, Pasco	1
Union City, Bradford	1
Sebastian, Lake	1
Sumter Ville, Unknown	1
Tallahassee, Escambia	1
Springhill, Unknown	1
Tampa, Dade	1
Tampa, Lee	1
South Otselic, Dade	1
Southampton, Palm Beach	1
Stockbridge, Leon	1
Sullivans Island, Dade	1
Pound Ridge, Leon	1
Richmond Heights, Dade	1
Ridge Manor, Hernando	1
Riverview, Pinellas	1
Rochester, Lee	1
Rosemary Beach, Bay	1
Saint Cloud, Orange	1
Sevierville, Dade	1
Saint Petersburg, Dade	1
San Juan, Osceola	1
San Pedro Sula, Dade	1
Sandy, Duval	1
Opa Locka, Unknown	1
Orem, Nassau	1
Orlando, Highlands	1
Northville, Broward	1
Ocala, Indian River	1
Ocoee, Broward	1
Olando, Orange	1
Ocoee, Polk	1
Ponce, Orange	1
Port Charlotte Fl, Unknown	1
Plant City, Hendry	1
Plant City, Pinellas	1
Plantation, Unknown	1
Windermere, Polk	1
Winter Park, Lake	1
Wayne, Dade	1
W Yarmouth, Sarasota	1
Tinley Park, Lee	1
University Of Central Fl, Dade	1
Telluride, Lee	1
West Simsbury, Collier	1
Export, Palm Beach	1
Fdsf, Unknown	1
Felda, Palm Beach	1
Flagler Beach, Volusia	1
Flora, Lee	1
Downers Grove, St. Lucie	1
Delrey Beach, Palm Beach	1
Fort Myers, Lake	1
Fresno, Pasco	1
Fruitland Park, Sumter	1
Fwb, Unknown	1

COVID-19: characteristics of 2,009,408 Florida resident cases

Data through Mar 28, 2021 verified as of Mar 29, 2021 at 09:25 AM

Data in this report are provisional and subject to change.

The table below includes the cities and counties of residence for cases in Florida residents based on the patient's ZIP Code. Note that city is not always received as part of the initial notification and may be missing while the case is being investigated.

City and county	Cases
Gainesville, Marion	1
Gastonia, Polk	1
Clearwater, Highlands	1
Clermont, Unknown	1
Columbia, Orange	1
Coral Gables, Unknown	1
Coral Springs, Unknown	1
Cornelius, Leon	1
Crestview, Dade	1
Dade City, Polk	1
Dania, Unknown	1
Darien, Pasco	1
Arcadia, Charlotte	1
Aspen, Palm Beach	1
Atlanta, Broward	1
Aurburndale, Polk	1
Aventura, Unknown	1
Azalea Park, Sarasota	1
Bartow, Unknown	1
Biscayne Park, Broward	1
Boca Rotan, Unknown	1
Alpharetta, Alachua	1
Apalachicola, Leon	1
Brooksville, Columbia	1
Bryn Mawr, Collier	1
Canfield, Duval	1
Naugatuck, Lee	1
New Vernon, Sarasota	1
New York, Broward	1
Newport Beach, Palm Beach	1
North Adams, Manatee	1
North Little Rock, Palm Beach	1
Myakka, Duval	1
Maitland, Unknown	1
Matlacha Island, Lee	1
Melbourne, Orange	1
Miami Beach, Palm Beach	1
Miami Granders, Dade	1
Missing, Baker	1
Middleburg, Unknown	1
Milford, Palm Beach	1
Milford, Polk	1
Minneapolis, Broward	1
Johns Island, Wakulla	1
Killarney, Orange	1
Knoxville, Duval	1
Havanna, Gadsden	1
Jacksonville, Palm Beach	1
Hilliard, Dade	1
Hollywood, Leon	1
Holt, Unknown	1
Homestead, Monroe	1
Humble, Broward	1
Green, Clay	1
Greensburg, Orange	1
Greenville, Monroe	1
Gulf Shores, Escambia	1
Los Angeles, Polk	1
Lakeland, Pasco	1

COVID-19: characteristics of 2,009,408 Florida resident cases

Data through Mar 28, 2021 verified as of Mar 29, 2021 at 09:25 AM

Data in this report are provisional and subject to change.

The table below includes the cities and counties of residence for cases in Florida residents based on the patient's ZIP Code. Note that city is not always received as part of the initial notification and may be missing while the case is being investigated.

City and county	Cases
Lakewood, Unknown	1
Lake City, Volusia	1
Palm Coast, Duval	1
Orlando, Union	1
Ovido, Seminole	1
Oxford, Palm Beach	1
Opalocka, Dade	1
Oakland, Leon	1
Ocala, Alachua	1
Okeechobee, St. Lucie	1
Miami, Collier	1
Miami, St. Lucie	1
Marshall, Palm Beach	1
New Richmond, Volusia	1
North Canton, Palm Beach	1
Rio Dell, Volusia	1
Rochelle, Volusia	1
Saint Cloud, Lee	1
Saint Johns, Orange	1
San Antonio, Sarasota	1
San Antonio, Unknown	1
Sanford, Volusia	1
Panama City, Walton	1
Perry, Leon	1
Perth Amboy, Monroe	1
Port Orange, Unknown	1
Port Saint Lucie, Orange	1
Princeton, Alachua	1
Provincetown, Collier	1
Tampa, Volusia	1
Spring Park, Alachua	1
Steinhatchee, Madison	1
South Burlington, Orange	1
Shannon, Collier	1
Soddy Daisy, Broward	1
Soldotna, Broward	1
Winter Park, Osceola	1
Wood River, Polk	1
Worcester, Palm Beach	1
Wheaton, Lee	1
Winter Park, Alachua	1
Wilmington, Broward	1
Wesley Chapel, Alachua	1
Virginia Beach, Hernando	1
Waco, Broward	1
Washington, Broward	1
Tangerine, Seminole	1
Tewksbury, Orange	1
Umatilla, Alachua	1
University Of Central Florida, Monroe	1
Toms River, Dade	1
Floral, Escambia	1
Grassy Key, Monroe	1
Gainesville, Baker	1
Gilmer, Dade	1
Jacksonville, Manatee	1
Haverford, Hillsborough	1
Herrin, Orange	1
Jamaica, Broward	1

COVID-19: characteristics of 2,009,408 Florida resident cases

Data through Mar 28, 2021 verified as of Mar 29, 2021 at 09:25 AM

Data in this report are provisional and subject to change.

The table below includes the cities and counties of residence for cases in Florida residents based on the patient's ZIP Code. Note that city is not always received as part of the initial notification and may be missing while the case is being investigated.

City and county	Cases
Jersey City, Polk	1
Jupiter, Unknown	1
Kingsland, Duval	1
Kissimmee, Brevard	1
Miamf, Dade	1
Miami G, Dade	1
Marianna, Calhoun	1
Los Angeles, Palm Beach	1
Lyndhurst, Broward	1
Magnolia Square, Osceola	1
Maitland, Alachua	1
Lake In The Hills, Columbia	1
Lake Placid, Alachua	1
Lake Worth Beach, Broward	1
Lemoyne, Manatee	1
Lawrence Township, Palm Beach	1
Lander, Citrus	1
Las Vegas, Orange	1
Bryant, Alachua	1
Bronx, Broward	1
Buffalo, Palm Beach	1
Carol Stream, Orange	1
Castleberry, Escambia	1
Charlotte, Pasco	1
Apo, Pasco	1
Apopka, Flagler	1
99, Unknown	1
Alanson, Bay	1
Aollywoss, Dade	1
Boca Raton, Unknown	1
Bohealia, Lee	1
Blowing Rock, Polk	1
Belleair, Hillsborough	1
Dorchester, Orange	1
Deland, Polk	1
Dallas, Lee	1
De Leon Springs, Putnam	1
Dearborn, Lee	1
Estero, Collier	1
Fanning Springs, Levy	1
Fargo, Unknown	1
Felton, Manatee	1
Clear Brook, Lee	1
Crestview, Holmes	1
Cumberland, Palm Beach	1
Dade City, Hillsborough	1
College Station, Lake	1
Columbus, Brevard	1
Cookeville, Seminole	1
New Orleans, Palm Beach	1
Newark, Broward	1
Newburgh, Bay	1
Navarre, Dade	1
Middlesburg, Duval	1
North Pole, Seminole	1
North Port, Lee	1
Ocoee, Osceola	1
Okeechobee, Broward	1
Old Town, Alachua	1

COVID-19: characteristics of 2,009,408 Florida resident cases

Data through Mar 28, 2021 verified as of Mar 29, 2021 at 09:25 AM

Data in this report are provisional and subject to change.

The table below includes the cities and counties of residence for cases in Florida residents based on the patient's ZIP Code. Note that city is not always received as part of the initial notification and may be missing while the case is being investigated.

City and county	Cases
Omaha, Palm Beach	1
Ona, Manatee	1
Oooooo, Unknown	1
Opa Locka, Broward	1
Orange Park , Duval	1
Orlando, Columbia	1
Orlando, Indian River	1
Orem, Broward	1
Rye, Duval	1
Saint Petersburg, St. Lucie	1
Sandford, Seminole	1
Potomac, Palm Beach	1
Rex, Duval	1
Parker, Dade	1
Parker, Leon	1
Peoria, Unknown	1
Port Everglades, Broward	1
Plantation, Orange	1
Pompano Beach, Martin	1
Palm Coast, Polk	1
Pacifica, Dade	1
Ormond Beach, Unknown	1
Oviedo, Brevard	1
Orlando, Sarasota	1
Sodus, Charlotte	1
Spring Hill , Hernando	1
Spring Hill, Dade	1
Starke, Clay	1
Stone Mountain, Palm Beach	1
Shelton, Manatee	1
Saint Cloud, Unknown	1
Saint Johns, Unknown	1
Sarasota, Flagler	1
Saxis, Lee	1
Schenectady, Polk	1
Sebring, Lee	1
Tulsa, Orange	1
Venice, Unknown	1
Vernon, Unknown	1
Sun City Center, Hardee	1
Tiffin, Highlands	1
Tallahassee, Duval	1
Tallahassee, Unknown	1
Tampa, Palm Beach	1
Tavares, Marion	1
Zolfo Springs, Polk	1
Westbrook, Dade	1
Wichita, Volusia	1
Washington, Unknown	1
Wells, Polk	1
Winder Garden, Orange	1
Windermere, Leon	1
Windermere, Osceola	1
Windermere, Seminole	1
Winter Garden, Broward	1
Winter Garden, Pinellas	1
Winter Park, Broward	1
Winter Park, Indian River	1
Los Angeles Ca, Unknown	1

COVID-19: characteristics of 2,009,408 Florida resident cases

Data through Mar 28, 2021 verified as of Mar 29, 2021 at 09:25 AM

Data in this report are provisional and subject to change.

The table below includes the cities and counties of residence for cases in Florida residents based on the patient's ZIP Code. Note that city is not always received as part of the initial notification and may be missing while the case is being investigated.

City and county	Cases
Los Angeles, Hardee	1
Littleton, Dade	1
Margate, Dade	1
Marshall, Dade	1
Mary Esther, Unknown	1
Medford, Palm Beach	1
Macdill Air Force Base, Hillsborough	1
Miami Beach, Broward	1
Miami Lakes, Unknown	1
Miami, Hillsborough	1
Miami, Manatee	1
Leesburg, Marion	1
Lehigh Acres, Dade	1
Lewisburg, Pasco	1
Largo, Unknown	1
Lake City, Hamilton	1
La Grange, Dade	1
Harrison, Pinellas	1
Holly Ridge, Orange	1
Homeless, Polk	1
Homosassa, Hernando	1
Jerusalem, St. Johns	1
East Hampton, Palm Beach	1
Cypress, Leon	1
Davenport, Orange	1
Deland, St. Lucie	1
Deltona, Orange	1
Fort Myers-, Lee	1
Fort Pierce, Unknown	1
Fort Myers, Manatee	1
Foley, Escambia	1
Gainesville, Duval	1
Granada Hills, Broward	1
Guilford, Dade	1
Hailandale, Unknown	1
Conway, Leon	1
Coventry, Broward	1
Clermont, Volusia	1
Clewiston, Glades	1
Bridgeport, Dade	1
Bronx, Palm Beach	1
Cartersville, Unknown	1
Altoona, Marion	1
Anaheim, Unknown	1
Argyle, Walton	1
Athens, Duval	1
Bogota, Orange	1
Bradenton, Dade	1
Bradenton, Osceola	1
Syracuse, Polk	1
Tallahassee, Dade	1
Tamarac, Dade	1
Tampa, Unknown	1
Tavares, Orange	1
Tequesta, Martin	1
Topsham, Manatee	1
Town Of Nocatee, St. Johns	1
Troy, Manatee	1
Unkn, Duval	1

COVID-19: characteristics of 2,009,408 Florida resident cases

Data through Mar 28, 2021 verified as of Mar 29, 2021 at 09:25 AM

Data in this report are provisional and subject to change.

The table below includes the cities and counties of residence for cases in Florida residents based on the patient's ZIP Code. Note that city is not always received as part of the initial notification and may be missing while the case is being investigated.

City and county	Cases
Waipahu, Santa Rosa	1
Ward, Polk	1
Wellborn, Columbia	1
Sunbright, Palm Beach	1
Winter Garden, Duval	1
Woodbine, Nassau	1
West Aplm Beach, Palm Beach	1
West Yarmouth, St. Lucie	1
Venetian Islands, Dade	1
Yulee, St. Johns	1
Zephyrhills, Hillsborough	1
Prattville, Hillsborough	1
Prestonsburg, Bay	1
Quincy, Jackson	1
Rapid City, Broward	1
Russellville, Bay	1
Sagamore Beach, Charlotte	1
Saint Augustine, Broward	1
Saint Cloud, Palm Beach	1
Petersburg, Manatee	1
Piasa, Putnam	1
Rileyville, Flagler	1
Saint Joseph, Volusia	1
San Antonio, Orange	1
Sanford, Unknown	1
Seminole, Leon	1
Suitland, Volusia	1
Shalimar, Unknown	1
Shirley, Flagler	1
Oldsmar, Hillsborough	1
Olean, Alachua	1
North Palm Beach, Orange	1
Northport, Sarasota	1
Oakland, Lee	1
Missing, Levy	1
Myakka City, Sarasota	1
New Middletown, Hillsborough	1
New Port Richey, Pinellas	1
New Port Richey, Unknown	1
Newberry, Marion	1
Newtown, Lake	1
Other, Dade	1
Palm Beach Gardens, Unknown	1
Palmetto Bay, Palm Beach	1
Palmetto, Pasco	1
Parma, Manatee	1
Pass-A-Grille Beach, Pinellas	1
Matawan, Palm Beach	1
Mckinney, Broward	1
Miamc, Dade	1
Milford, Lee	1
Missing, Okeechobee	1
Monroe Township, Palm Beach	1
Monroe, Lee	1
Moore Haven, Okeechobee	1
Morrisville, Unknown	1
Lake Butler, Alachua	1
Kingsland, Nassau	1
Knoxville, Bay	1

COVID-19: characteristics of 2,009,408 Florida resident cases

Data through Mar 28, 2021 verified as of Mar 29, 2021 at 09:25 AM

Data in this report are provisional and subject to change.

The table below includes the cities and counties of residence for cases in Florida residents based on the patient's ZIP Code. Note that city is not always received as part of the initial notification and may be missing while the case is being investigated.

City and county	Cases
Ldhl, Broward	1
Las Vegas, Palm Beach	1
Longwood, Volusia	1
Lincoln, St. Lucie	1
Little Neck, Lee	1
Jupiter, St. Lucie	1
Kenilworth, Leon	1
Key West, Duval	1
Keys West, Unknown	1
Jacksonville, Orange	1
Jefferson, Dade	1
Jonesboro, Leon	1
Intrcsion Cty, Osceola	1
Inverness, Marion	1
Inwood, Broward	1
Irvine, Marion	1
Istachatta, Hernando	1
Homeless, Monroe	1
Homeless, Pinellas	1
Howell, Dade	1
Hudson, Hernando	1
Hoclywsod, Dade	1
Holiday, Pinellas	1
Hernando, Marion	1
Hialeah, Collier	1
Indian Rocks Beach, Duval	1
Indiantown, Palm Beach	1
Inglewood, Sarasota	1
Dallas, Hernando	1
Dearborn, Broward	1
Deer Park, Dade	1
Carmel, Orange	1
Cedar Springs, Hernando	1
Caracas, Dade	1
Coconut Ck, Unknown	1
Chicago, Unknown	1
Brooklyn, Dade	1
Brooklyn, Lee	1
Bonnie, Broward	1
Boston, Broward	1
Bel Air, Collier	1
Apopka, Clay	1
Asheville, Highlands	1
Astoria, Broward	1
Atmore, Escambia	1
Bartow, Hardee	1
O, Manatee	1
Acworth, Okaloosa	1
Alachua, Duval	1
Alpharetta, Broward	1
Downingtown, Broward	1
Downingtown, Hillsborough	1
Dpo, Santa Rosa	1
Dunedin, Unknown	1
Deerfield, Dade	1
Deland, Seminole	1
Dayton, Lake	1
Daytona Beach, Pinellas	1
Erie, Monroe	1

COVID-19: characteristics of 2,009,408 Florida resident cases

Data through Mar 28, 2021 verified as of Mar 29, 2021 at 09:25 AM

Data in this report are provisional and subject to change.

The table below includes the cities and counties of residence for cases in Florida residents based on the patient's ZIP Code. Note that city is not always received as part of the initial notification and may be missing while the case is being investigated.

City and county	Cases
East Palatka, Hillsborough	1
Eastpoint, Leon	1
Deltona, Seminole	1
Fort Lauderdale, Leon	1
Fort Myers, Sarasota	1
Fort Pierce, Palm Beach	1
Fort White, Clay	1
Garden City, Alachua	1
Gaylord, Orange	1
Gotcha, Orange	1
Greensburg, Palm Beach	1
Haines City, Osceola	1
Hallandale, Unknown	1
Helen, Bay	1
Crossings, Unknown	1
Davenport, Lake	1
Davie, Unknown	1
Dayton, Orange	1
Dearborn Heights, Hillsborough	1
Edgewood, Broward	1
Elkton, Putnam	1
Chesterfield, Broward	1
Carteret, Polk	1
Cincinnati, Dade	1
Connellsville, Highlands	1
Armstrong, St. Johns	1
Atl, Brevard	1
Alva, Escambia	1
Andalusia, Escambia	1
Arcadia, Highlands	1
Baker, Santa Rosa	1
Belleville, Palm Beach	1
Belmont, Santa Rosa	1
Blountstown, Broward	1
Bronson, Alachua	1
Brooker, Alachua	1
Bradenton, Clay	1
Brandon, Pinellas	1
Bonita, Lee	1
Bocaraten, Palm Beach	1
Middletown, Osceola	1
Missing, Gilchrist	1
Monroe, Hillsborough	1
Nantucket, Palm Beach	1
New Vernon, Palm Beach	1
Mayaguez, Dade	1
Macclenny, Duval	1
Mantua, Broward	1
Longwood, Broward	1
Lucedale, St. Lucie	1
Kure Beach, Monroe	1
Lakeland, Palm Beach	1
Hudson, Pinellas	1
Hoosick Falls, Broward	1
Indian Rock Beach, Palm Beach	1
Interlachen, Duval	1
Kechi, Orange	1
Fort Myers, Broward	1
Floral, Okaloosa	1

COVID-19: characteristics of 2,009,408 Florida resident cases

Data through Mar 28, 2021 verified as of Mar 29, 2021 at 09:25 AM

Data in this report are provisional and subject to change.

The table below includes the cities and counties of residence for cases in Florida residents based on the patient's ZIP Code. Note that city is not always received as part of the initial notification and may be missing while the case is being investigated.

City and county	Cases
Forestville, Volusia	1
Gibsononton, Unknown	1
Gainesville, Okaloosa	1
Gainesville, Unknown	1
Greenbrier, Bay	1
Groveland, Orange	1
Hialeahgardens, Dade	1
Hiram, Leon	1
Westlake Village, Unknown	1
White Plains, Broward	1
Whites Creek, Leon	1
Windermere, Volusia	1
Wtixrat, Dade	1
Watersound, Bay	1
Unk, Duval	1
Ventura, Orange	1
University Of Central Florida, Lee	1
Trenton, Dixie	1
Unknown, Unknown	1
Toms River, Lee	1
Tourist, Dade	1
Seffenner, Hillsborough	1
Seminole, Lee	1
Saint Petersburg, Charlotte	1
Puerto Rico, Unknown	1
Punta Gorda, Unknown	1
Randolph, Orange	1
Rivera Beach, Palm Beach	1
Saint Augustine, Flagler	1
Sunrtise, Dade	1
Tallahassee, Madison	1
Stratford, Broward	1
Pembroke Pines, Orange	1
Pensacola, Sumter	1
Paducah, Manatee	1
Palm Coast, Unknown	1
Perth Amboy, Hillsborough	1
Port Orange, Brevard	1
Powell, Lee	1
Newberry, Levy	1
North Laud, Unknown	1
Ocala, Citrus	1
Ocoee, Unknown	1
Odessa, Dade	1
Oldsrav, Manatee	1
Orlando, Jackson	1
Orlando, Lee	1
Dona Vista, Lake	1
East Setauket, Palm Beach	1
El Dorado, Palm Beach	1
Fleming Island, Duval	1
Fellsmere, Brevard	1
Crestview, Broward	1
Clearwater, Leon	1
Charlotte, Alachua	1
Dalecity, Okaloosa	1
Daytona Beach, Orange	1
Deerfield Beach, Polk	1
Crystal River, Marion	1

COVID-19: characteristics of 2,009,408 Florida resident cases

Data through Mar 28, 2021 verified as of Mar 29, 2021 at 09:25 AM

Data in this report are provisional and subject to change.

The table below includes the cities and counties of residence for cases in Florida residents based on the patient's ZIP Code. Note that city is not always received as part of the initial notification and may be missing while the case is being investigated.

City and county	Cases
Crystal River, Unknown	1
Canton, Duval	1
Cantonment, Santa Rosa	1
Cape Coral, Unknown	1
Brunswick, Polk	1
Bryceville, Duval	1
Bradenton, Lee	1
Boca Raton, Dade	1
Boca Raton, Madison	1
Bogota, Unknown	1
Bal Harbour, Broward	1
Atlanta, Walton	1
Attalla, Broward	1
Auburn, Palm Beach	1
Autaugaville, Broward	1
Apopka, Volusia	1
Alachua, Suwannee	1
Alafaya, Broward	1
Alafaya, Pinellas	1
Merrick, Palm Beach	1
Metter, Manatee	1
Lake Forest, Collier	1
Miami, Osceola	1
Miamiardens, Unknown	1
Miamksaohes, Dade	1
Jacksonville, Baker	1
Jacksonville, Marion	1
Irmo, Unknown	1
Key West, Palm Beach	1
Kilgore, Dade	1
Jupiter Inlet, Palm Beach	1
Jzx, Unknown	1
Land O Lakes, Unknown	1
Lawton, Okaloosa	1
Levittown, Palm Beach	1
Lima, Manatee	1
Lima, Volusia	1
Macclenny, Dixie	1
Madison, Jefferson	1
Maitland, Collier	1
Florida City, Unknown	1
Fort Lauderdale, Collier	1
Fort Myers, Alachua	1
Gainesville, Levy	1
Glen Cove, Unknown	1
Glen Saint Mary, Duval	1
Golden Oak, Hillsborough	1
Golf, Palm Beach	1
Greensboro, Leon	1
Immokalee, Walton	1
Orlando, Walton	1
Oviedo, Lake	1
Orlando, St. Johns	1
Ocala, Duval	1
Plantation, Leon	1
Pensacola, Dade	1
Panomo City, Bay	1
Parrish, Sarasota	1
San Marcos, Unknown	1

COVID-19: characteristics of 2,009,408 Florida resident cases

Data through Mar 28, 2021 verified as of Mar 29, 2021 at 09:25 AM

Data in this report are provisional and subject to change.

The table below includes the cities and counties of residence for cases in Florida residents based on the patient's ZIP Code. Note that city is not always received as part of the initial notification and may be missing while the case is being investigated.

City and county	Cases
Pooler, Broward	1
Rye, Palm Beach	1
Ridgewood, Lee	1
Roayl Palm Beach, Palm Beach	1
Roseville, Broward	1
Port St. Lucie, Unknown	1
Punta Gorda, Sarasota	1
Putnam, Putnam	1
Monument, Broward	1
Mokena, Lee	1
Miami Dade, Unknown	1
Nashville, Palm Beach	1
Myrtle Beach, Broward	1
Morrisville, Palm Beach	1
Okeechobi, Unknown	1
Orem, Dade	1
Orlando, Citrus	1
Orlando, Collier	1
Orlando, Hernando	1
North Brunswick, St. Lucie	1
North Grafton, Dade	1
North Lauderdale, Unknown	1
North Miami Beach, Broward	1
North Porte, Unknown	1
Notrealville, Polk	1
Surprise, Unknown	1
Syracuse, Unknown	1
St Cloud, Orange	1
St Helena Is, Dade	1
South Miami, Broward	1
Saint Petersburg, Bay	1
Twentynine Palms, Broward	1
Vernon, Walton	1
Venezuela, Unknown	1
Waukesha, Volusia	1
West Miami, Unknown	1
Whippany, Volusia	1
Wilmington, Charlotte	1
Windermere, Alachua	1
Winfield, Hillsborough	1
Winter Garden, Unknown	1
Winter Park, Brevard	1
Winter Park, Unknown	1
Xifamk, Dade	1
Denton, Broward	1
Destin, Bay	1
Clearwater, Hillsborough	1
Coal City, Pasco	1
Crescent City, Marion	1
Crestview, Unknown	1
Commerce Township, Manatee	1
Coral Gables , Dade	1
Crawfordville, Alachua	1
Fort Lauderdale, Lee	1
Eureka, Flagler	1
Evansville, Citrus	1
Fort Worth, Broward	1
Franklin, Orange	1
Frostproof, Highlands	1

COVID-19: characteristics of 2,009,408 Florida resident cases

Data through Mar 28, 2021 verified as of Mar 29, 2021 at 09:25 AM

Data in this report are provisional and subject to change.

The table below includes the cities and counties of residence for cases in Florida residents based on the patient's ZIP Code. Note that city is not always received as part of the initial notification and may be missing while the case is being investigated.

City and county	Cases
Gainesville, Palm Beach	1
Gainesville, Santa Rosa	1
Brewster, Palm Beach	1
Brownsville, Escambia	1
Bonnie, St. Johns	1
Belleair Bluffs, Unknown	1
Celebration, Orange	1
Chicago, Broward	1
Choctaw Beach, Unknown	1
Austin, Dade	1
Apo, Collier	1
Big Torch Key, Monroe	1
Black, Holmes	1
Boca Raton, Lee	1
Bonifay, Unknown	1
8852 Teacher Ln, Pasco	1
Addison, Pasco	1
Apopka, Citrus	1
Apopka, Hillsborough	1
Arabi, Orange	1
Litchfield Park, Monroe	1
Littleton, St. Johns	1
Lake Worth, Unknown	1
Lake In The Hills, Broward	1
Gwynn Oak, Polk	1
Jupiter, Pinellas	1
Kansas City, Palm Beach	1
Indianapolis, Lee	1
Milford, Bay	1
Milford, Unknown	1
New Canaan, Dade	1
Na, Dade	1
Missing, Franklin	1
Mossy Head, Walton	1
Mattoon, Lee	1
Melbourne, Volusia	1
Los Angeles, Orange	1
Maitland, Palm Beach	1
Marianna, Leon	1
Marianna, Washington	1
Mary Esther, Hillsborough	1
Saint Charles, Orange	1
Roswell, Bay	1
Ruskin, Dade	1
Ruskin, Manatee	1
Scottsdale, Brevard	1
Scottsdale, Palm Beach	1
Saint Petersburg, Duval	1
Saint Petersburg, Manatee	1
Tampa, Duval	1
Tavares, Unknown	1
Temple, Palm Beach	1
St Peterburg, Orange	1
Stiamk, Dade	1
Summerdale, Escambia	1
Surfside Beach, Orange	1
Sun City Center, Lee	1
Port Saint Lucie, Marion	1
Port St Luice, Unknown	1

COVID-19: characteristics of 2,009,408 Florida resident cases

Data through Mar 28, 2021 verified as of Mar 29, 2021 at 09:25 AM

Data in this report are provisional and subject to change.

The table below includes the cities and counties of residence for cases in Florida residents based on the patient's ZIP Code. Note that city is not always received as part of the initial notification and may be missing while the case is being investigated.

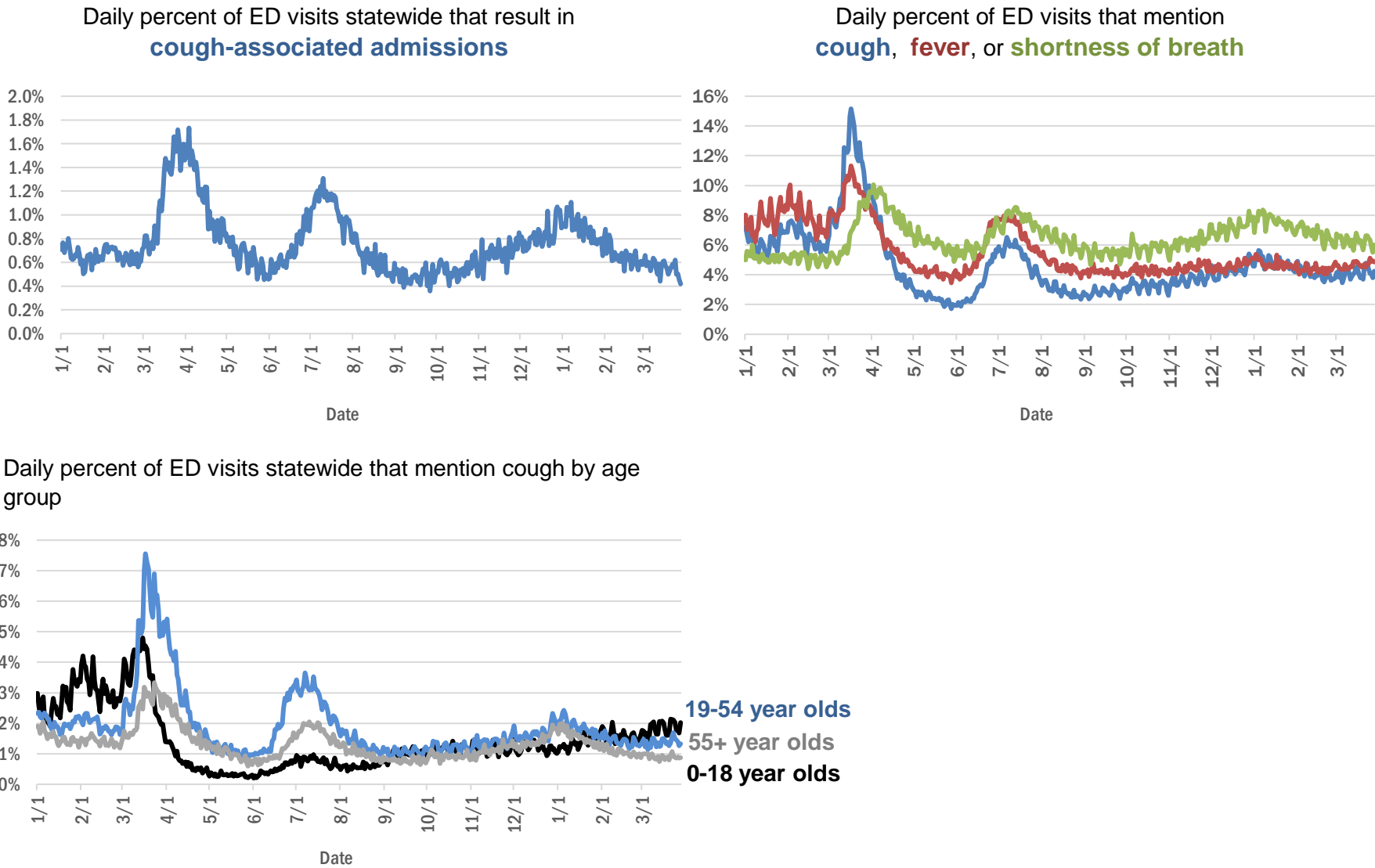
City and county	Cases
Plymouth, Pasco	1
Pensacola Naval Hospital, Escambia	1
Pass-A-Grille, Pinellas	1
Oviedo, Orange	1
Pace, Escambia	1
Painted Post, Pasco	1
Palatka, Marion	1
Newaygo, Charlotte	1
North Port, Charlotte	1
Okeechobee, Unknown	1
Weston, Unknown	1
Wildwood, Lee	1
Willington, Lee	1
Winnetka, Dade	1
Winter Garden, Osceola	1
Winter Haven, Osceola	1
Winter Park, Duval	1
Winter Park, Palm Beach	1
Winter Springs, Polk	1
Youngstown, Washington	1
Wabasha, Clay	1
West Hollywood, Broward	1
Wakefield, Broward	1
Waverly, Duval	1
Unknown, Duval	1
Upland, Manatee	1
Valrico, Polk	1
Total	2,009,408

COVID-19: additional surveillance information

Data through Mar 28, 2021 verified as of Mar 29, 2021 at 09:25 AM

Data in this report are provisional and subject to change.

Statewide emergency department (ED) chief complaint and admission data



The Electronic Surveillance System for the Early Notification of Community-Based Epidemics (ESSENCE-FL) includes chief complaint data from 211 of 211 Florida EDs. Data are transmitted electronically to ESSENCE-FL daily or hourly.

COVID-19: testing by laboratory

Data through Mar 28, 2021 verified as of Mar 29, 2021 at 09:25 AM

Data in this report are provisional and subject to change.

The numbers in the table below represent the number of Florida and non-Florida residents for whom test results were received by the Department of Health. A person can be tested by more than one laboratory and can have both positive and negative results. **Therefore, the sum of the numbers in each column will be larger than the total number of people tested.**

Reporting lab	Inconclusive	Negative	Positive	Percent positive	Total
CURATIVE LABS	15,072	1,624,260	248,349	13%	1,887,681
LABORATORY CORPORATION OF AMERICA	2,571	1,631,993	221,902	12%	1,856,466
QUEST DIAGNOSTICS	11,929	1,379,921	202,717	13%	1,594,567
BIO REFERENCE LABORATORIES, INC	7,567	944,278	181,485	16%	1,133,330
HELIX	9,171	668,242	116,423	15%	793,836
REALTOX LABS LLC	6,588	602,863	99,045	14%	708,496
NOMI_HEALTH	3,026	475,787	65,444	12%	544,257
RCA LABORATORY SERVICES, LLC/GENETWORX		429,288	46,621	10%	475,909
GENETWORX	661	390,596	32,980	8%	424,237
CDR MAGUIRE - HEALTH CARE CENTER		338,623	51,555	13%	390,178
PALM BEACH BALLPARK		264,194	27,321	9%	291,515
PWNHEALTH	1,723	236,482	31,446	12%	269,651
IMPACT HEALTH BIOMETRIC TESTING, INC	1,042	223,994	26,652	11%	251,688
EAST FLORIDA STATE COLLEGE - BREVARD ☐		212,886	26,986	11%	239,872
BPHL-JACKSONVILLE	18	190,657	32,853	15%	223,528
NOMI HEALTH LAB SERVICES		172,673	19,936	10%	192,609
ADVENTHEALTH LAB	99	169,809	21,754	11%	191,662
FULGENT DIAGNOSTICS LABORATORY	3,506	160,798	18,086	10%	182,390
MAKO GENOMICS	7,897	141,682	25,913	15%	175,492
BPHL-MIAMI	225	149,319	24,932	14%	174,476
CB SMITH PARK		150,114	18,792	11%	168,906
MAYO CLINIC LABORATORIES	337	140,191	17,551	11%	158,079
ELABNETWORK	1,059	138,673	11,872	8%	151,604
BAYCARE LABORATORIES LLC	608	136,818	11,766	8%	149,192
MEMORIAL REGIONAL HOSPITAL SOUTH	28	117,942	23,952	17%	141,922
ASCENSION SACRED HEART HOSPITAL - PENSACOLA	2	116,600	17,970	13%	134,572
ORLANDO HEALTH SYSTEM	684	121,474	12,385	9%	134,543
NORTHWEST LABORATORY	247	121,087	6,476	5%	127,810
BIOCOLLECTIONS WORLDWIDE, INC	739	112,261	13,600	11%	126,600
AEGIS SCIENCES CORPORATION	1,075	107,797	17,706	14%	126,578
ADVENT HEALTH LAB	112	101,258	13,955	12%	115,325
MEDICAL DIAGNOSTIC LABORATORIES	976	98,597	14,220	12%	113,793
AKESOGEN		95,135	18,357	16%	113,492
TESTING MATTERS INC	835	94,795	16,842	15%	112,472
BPHL-TAMPA (SPECTRUM BLVD)	45	91,528	16,860	16%	108,433
UF HEALTH MEDICAL LAB	33	98,736	9,281	9%	108,050
TAMPA GENERAL HOSPITAL	4	94,604	9,035	9%	103,643
DIATHERIX LABORATORIES (VRL EUROFINs)	1	85,776	12,706	13%	98,483
KORVALABS, INC	1,285	91,622	4,710	5%	97,617
BAPTIST HEALTH SOUTH FLORIDA	370	80,646	12,231	13%	93,247
SUNPATH MEDICAL DIAGNOSTICS LABORATORY	830	78,641	12,119	13%	91,590
ASCENSION ST VINCENT'S - RIVERSIDE	1	72,816	10,181	12%	82,998
SOUTH MIAMI HOSPITAL LAB	448	67,075	9,547	12%	77,070
LAKELAND REGIONAL MEDICAL CENTER	129	67,790	8,816	11%	76,735
JACKSON MEMORIAL HOSPITAL CLINICAL LAB	79	64,881	11,658	15%	76,618
UF HEALTH SHANDS HOSPITAL	500	62,777	4,563	7%	67,840
INGENIOUS PERSONALIZED MEDICINE	214	55,629	11,255	17%	67,098

COVID-19: testing by laboratory

Data through Mar 28, 2021 verified as of Mar 29, 2021 at 09:25 AM

Data in this report are provisional and subject to change.

The numbers in the table below represent the number of Florida and non-Florida residents for whom test results were received by the Department of Health. A person can be tested by more than one laboratory and can have both positive and negative results. **Therefore, the sum of the numbers in each column will be larger than the total number of people tested.**

Reporting lab	Inconclusive	Negative	Positive	Percent positive	Total
AMERICAN HEALTH ASSOCIATES	9	61,330	5,224	8%	66,563
AIT LABORATORIES		53,604	6,556	11%	60,160
APPLIED INGENUITY DIAGNOSTICS LLC		55,934	2,586	4%	58,520
BAPTIST HEALTH - JACKSONVILLE	4	50,623	4,007	7%	54,634
GENESIS REFERENCE LABORATORIES		47,933	5,214	10%	53,147
ARUP LABORATORIES	16	50,092	2,925	6%	53,033
MINUTECLINIC LLC		45,250	7,698	15%	52,948
TALLAHASSEE MEMORIAL HOSPITAL	240	44,953	5,525	11%	50,718
SARASOTA MEMORIAL HOSPITAL MAIN LAB	12	44,783	3,838	8%	48,633
ADVENTIST HEALTH SYSTEMS SUNBELT INC DBA		43,258	5,273	11%	48,531
BROWARD GENERAL MEDICAL CENTER-CLINICAL LAB	2	42,411	4,622	10%	47,035
NICKLAUS CHILDREN'S HOSPITAL	71	40,536	5,319	12%	45,926
VIRACOR EUROFINs		35,829	9,843	22%	45,672
FLORIDA HOSPITAL - TAMPA	37	41,652	3,390	8%	45,079
MILLENNIUM PHYSICIAN GROUP	17	35,687	6,918	16%	42,622
DWIC OF TAMPA BAY INC		37,276	4,738	11%	42,014
LEE HEALTH - CAPE CORAL HOSPITAL	3	35,260	5,711	14%	40,974
UNIVERSITY OF MIAMI HOSPITAL	141	36,960	3,752	9%	40,853
MEDFAST URGENT CARE CENTERS, LLC	20	34,450	5,170	13%	39,640
UF HEALTH JACKSONVILLE	54	35,096	4,058	10%	39,208
ECCO LAB GROUP CO	532	32,852	4,673	12%	38,057
ORANGE COUNTY CONVENTION CENTER		33,330	3,703	10%	37,033
MIAMI DADE COUNTY		32,091	3,527	10%	35,618
WALGREENS	35	29,747	5,495	16%	35,277
INTEGRATED REGIONAL LABORATORIES LLP	10	29,753	4,263	13%	34,026
NORTH FLORIDA REGIONAL MEDICAL CENTER		30,336	3,507	10%	33,843
MOUNT SINAI MEDICAL CENTER	11	30,499	3,263	10%	33,773
BRANDON REGIONAL HOSPITAL		28,918	3,738	11%	32,656
ST JOSEPHS HOSPITAL LABORATORY	23	28,956	3,664	11%	32,643
JUPITER MEDICAL CENTER LAB	83	28,838	2,808	9%	31,729
STS LAB 2 LLC	6	29,983	1,590	5%	31,579
GENESIS MEDICAL LABORATORY	423	25,759	4,639	15%	30,821
NIGHT LITE PEDIATRIC CENTER LLC		27,010	2,909	10%	29,919
JFK MEDICAL CENTER LAB	1	26,179	3,348	11%	29,528
PALMETTO GENERAL HOSPITAL LAB	3	24,242	4,787	16%	29,032
AMELIA EARHART		24,907	3,843	13%	28,750
WATSON CLINIC LLP		23,073	5,311	19%	28,384
HOLY CROSS HOSPITAL CLINICAL LAB	1	25,920	2,439	9%	28,360
MALABAR MEDICAL WALK IN CLINIC	1	22,048	4,501	17%	26,550
AVENTUS BIO LABS	16	23,209	3,304	12%	26,529
HEALTHLINK DIAGNOSTIC LABORATORIES	293	23,354	2,395	9%	26,042
INFINITY BIOLOGIX LLC (GINKO BIOWORKS)	105	24,607	1,143	4%	25,855
ACCESS DX LABORATORY	224	22,620	2,097	8%	24,941
MORTON PLANT HOSPITAL-ADLER INSTITUTE	26	21,353	2,580	11%	23,959

COVID-19: testing by laboratory

Data through Mar 28, 2021 verified as of Mar 29, 2021 at 09:25 AM

Data in this report are provisional and subject to change.

The numbers in the table below represent the number of Florida and non-Florida residents for whom test results were received by the Department of Health. A person can be tested by more than one laboratory and can have both positive and negative results. **Therefore, the sum of the numbers in each column will be larger than the total number of people tested.**

Reporting lab	Inconclusive	Negative	Positive	Percent positive	Total
PANCARE OF FLORIDA INC		20,722	2,509	11%	23,231
LAB DIAGNOSTICS LLC	393	17,345	5,341	23%	23,079
CLEVELAND CLINIC HOSPITAL LAB	4	20,519	2,409	11%	22,932
CLEVELAND CLINIC TRADITION HOSPITAL		21,183	1,585	7%	22,768
DRS CLACK SPENCER WHITE & MCCORMACK PA D/B/A		20,651	2,058	9%	22,709
SAINT MARY'S MEDICAL CENTER	25	20,168	2,278	10%	22,471
STATLAB_MOBILE	1	20,373	2,058	9%	22,432
UNITED CLINICAL LABORATORY LLC	3	19,554	2,558	12%	22,115
NAPLES COMMUNITY HOSPITAL	72	19,734	2,043	9%	21,849
PATIENTS FIRST LAKE ELLA MEDICAL CENTER PA		17,862	3,279	16%	21,141
BAYFRONT HEALTH - ST PETERSBURG	17	18,159	2,498	12%	20,674
ADVENT HEALTH - DAYTONA BEACH	32	18,890	1,711	8%	20,633
EXACT SCIENCES LABORATORIES		18,177	2,307	11%	20,484
OSCEOLA REGIONAL MEDICAL CENTER	1	17,097	2,377	12%	19,475
LEESBURG REGIONAL MEDICAL CENTER		16,783	2,294	12%	19,077
HOMESTEAD HOSPITAL CLINICAL LABORATORY	27	15,525	3,306	18%	18,858
MIAMI BEACH CONVENTION CENTER		17,286	1,163	6%	18,449
CLARITY LAB SOLUTIONS	97	16,377	1,966	11%	18,440
MEMORIAL HOSPITAL JACKSONVILLE	8	15,499	2,774	15%	18,281
NORTHWEST MEDICAL CENTER	1	15,817	2,196	12%	18,014
HEALTH CENTER AT SINAI RESIDENCES		16,930	506	3%	17,436
ORANGE PARK MEDICAL CENTER	9	14,730	2,690	15%	17,429
INDIAN RIVER PATHOLOGY LLC		16,038	1,281	7%	17,319
BIOCERNA LABS	461	14,582	2,112	12%	17,155
BETHESDA HOSPITAL EAST		15,499	1,548	9%	17,047
OAK HILL HOSPITAL		15,041	1,856	11%	16,897
DELRAY MEDICAL CENTER LAB	3	15,100	1,696	10%	16,799
VISTA CLINICAL DIAGNOSTICS	489	14,436	1,826	11%	16,751
ACCESS MEDICAL LABORATORIES	4	8,615	8,093	48%	16,712
LAWNWOOD REGIONAL MEDICAL CENTER	1	14,234	2,258	14%	16,493
MEMORIAL REGIONAL HOSPITAL CLINICAL LABORATORY	10	15,311	1,025	6%	16,346
WELLINGTON REGIONAL MED CTR LAB	6	14,468	1,798	11%	16,272
WEST KENDALL BAPTIST HOSPITAL	13	13,210	3,017	19%	16,240
FULGENT DIAGNOSTICS	171	14,851	987	6%	16,009
THE HEALTHCARE DISTRICT OF PALM BEACH COUNTY	51	13,847	1,976	12%	15,874
BAPTIST HEALTH - SOUTH		14,626	1,225	8%	15,851
LARGO MEDICAL CENTER		13,872	1,665	11%	15,537
ADVENTHEALTH CENTRA CARE LAKE BUENA VISTA		13,729	1,797	12%	15,526
WINTER HAVEN HOSPITAL CLINICAL LABORATORY	4	13,137	2,327	15%	15,468
BAPTIST HEALTHCARE - BAPTIST HOSPITAL	5	12,102	3,203	21%	15,310
LEE HEALTH - LEE MEMORIAL HOSPITAL		11,474	3,636	24%	15,110
UHEALTH CORAL GABLES/LENNAR MED CTR	44	14,075	976	6%	15,095
MOLECULAR INFECTIOUS DISEASES	532	13,914	542	4%	14,988
PRIVA PATH LABS	78	13,858	952	6%	14,888
NEMOURS CHILDRENS HOSPITAL	1	13,957	841	6%	14,799

COVID-19: testing by laboratory

Data through Mar 28, 2021 verified as of Mar 29, 2021 at 09:25 AM

Data in this report are provisional and subject to change.

The numbers in the table below represent the number of Florida and non-Florida residents for whom test results were received by the Department of Health. A person can be tested by more than one laboratory and can have both positive and negative results. **Therefore, the sum of the numbers in each column will be larger than the total number of people tested.**

Reporting lab	Inconclusive	Negative	Positive	Percent positive	Total
WEST FLORIDA HOSPITAL LAB	1	11,672	3,047	21%	14,720
MEDICAL CENTER OF TRINITY CLINICAL LABORATORY	2	13,215	1,502	10%	14,719
MEDRITE MEDICAL CARE, PC	6,839	7,176	686	5%	14,701
NONA SCIENTIFIC	5	11,494	3,141	21%	14,640
PALMS WEST HOSPITAL LAB	2	12,660	1,978	14%	14,640
CARDIOPATH	84	12,654	1,859	13%	14,597
INDIAN RIVER MEDICAL CENTER LAB		13,669	852	6%	14,521
SYNERGY DIAGNOSTIC LABORATORY	98	12,704	1,676	12%	14,478
WESTSIDE REGIONAL MED CTR	2	12,090	2,076	15%	14,168
GOOD SAMARITAN MEDICAL CENTER LAB	2	12,347	1,798	13%	14,147
MERCY HOSPITAL A CAMPUS OF PLANTATION GEN HOSP LAB	1	11,894	2,145	15%	14,040
LABS ASAP LLC		12,530	1,287	9%	13,817
REGIONAL MEDCIAL CENTER BAYONET POINT	2	12,664	1,075	8%	13,741
THE VILLAGES REGIONAL HOSPITAL		12,213	1,377	10%	13,590
NATIONWIDE LABORATORY SERVICES INC	460	11,465	1,573	12%	13,498
GULF COAST MEDICAL CENTER MICROLAB		10,631	2,842	21%	13,473
AVENTURA HOSPITAL LAB		10,560	2,433	19%	12,993
CORAL GABLES HOSPITAL CLINICAL LABORATORY		10,983	1,963	15%	12,946
ST ANTHONY'S HOSPITAL LAB	30	11,242	1,569	12%	12,841
CAPITAL REGIONAL MEDICAL CTR		10,340	2,397	19%	12,737
BAPTIST HEALTH SOUTH FLORIDA - WEST KENDALL URGENT CARE		10,593	2,058	16%	12,651
BLAKE MEDICAL CENTER		11,099	1,520	12%	12,619
HALIFAX MEDICAL CENTER LAB	38	10,730	1,834	15%	12,602
WEST BOCA MEDICAL CENTER LAB		11,647	929	7%	12,576
MANATEE MEMORIAL HOSPITAL		11,355	1,053	8%	12,408
LEE HEALTH - HEALTH PARK MEDICAL CENTER		10,380	1,936	16%	12,316
PRECISION HEALTH RESOURCES LLC		11,485	771	6%	12,256
GENOVA DIAGNOSTICS LABORATORY	66	11,052	1,082	9%	12,200
LAKE CITY HM		11,147	988	8%	12,135
PALM BEACH GARDENS MEDICAL CTR LAB		10,938	1,183	10%	12,121
FLORIDA LABORATORY ANALYSIS		10,590	1,496	12%	12,086
ST JOSEPHS HOSPITAL	18	10,364	1,682	14%	12,064
BINAXNOW	9	9,178	2,871	24%	12,058
PWN HEALTH	17	9,864	2,074	17%	11,955
FLORIDA HOSPITAL WATERMAN LABORATORY	70	10,997	862	7%	11,929
PATHNOSTICS	41	9,421	2,407	20%	11,869
ST MARKS HOSPITAL LABORATORY B	78	10,627	1,002	9%	11,707
LARKIN COMMUNITY HOSPITAL	10	10,165	1,516	13%	11,691
FLORIDA HOSPITAL HEARTLAND MED CTR CLINICAL LAB	33	10,075	1,454	13%	11,562
COAST DIAGNOSTICS LLC	45	10,212	1,241	11%	11,498
LAKE CITY MEDICAL CENTER		9,233	2,226	19%	11,459
PLANTATION GENERAL HOSPITAL		9,689	1,749	15%	11,438
VIKOR SCIENTIFIC	49	9,337	1,823	16%	11,209
MEASE COUNTRYSIDE LAB	14	9,936	1,246	11%	11,196
PHYSICIANS REGIONAL MEDICAL CENTER - PINE RIDGE RD	1	10,005	1,163	10%	11,169
FLORIDA MEDICAL CENTER - A CAMPUS OF NORTH SHORE	2	9,694	1,327	12%	11,023
EXPRESS GENE MOLECULAR DIAGNOSTICS LABORATORY		9,536	1,482	13%	11,018

COVID-19: testing by laboratory

Data through Mar 28, 2021 verified as of Mar 29, 2021 at 09:25 AM

Data in this report are provisional and subject to change.

The numbers in the table below represent the number of Florida and non-Florida residents for whom test results were received by the Department of Health. A person can be tested by more than one laboratory and can have both positive and negative results. **Therefore, the sum of the numbers in each column will be larger than the total number of people tested.**

Reporting lab	Inconclusive	Negative	Positive	Percent positive	Total
ADVENT HEALTH - WESLEY CHAPEL	14	9,886	1,019	9%	10,919
CENTRAL FLORIDA REGIONAL HOSPITAL		9,702	1,128	10%	10,830
DOCTORS HOSPITAL	7	9,054	1,722	16%	10,783
AMERICAN FAMILY CARE	1	6,333	4,440	41%	10,774
CernerELR_Advent		9,400	1,360	13%	10,760
ADVENTHEALTH CENTRA CARE WATERFORD LAKES		8,934	1,720	16%	10,654
NORTHSIDE HOSPITAL AND HEART INSTITUTE		9,570	1,059	10%	10,629
LEON MEDICAL CENTERS LLC		8,325	2,157	21%	10,482
LARKIN COMMUNITY HOSPITAL INC DBA CARDIOTROPIC		6,819	3,620	35%	10,439
CORAL SPRINGS MED CTR		9,402	1,008	10%	10,410
NCF DIAGNOSTICS & DNA TECHNOLOGIES LAB	164	9,720	518	5%	10,402
JOHNS HOPKINS ALL CHILDREN'S HOSPITAL		9,694	669	6%	10,363
SARKIS CLINICAL TRIALS	25	9,054	1,282	12%	10,361
FLORIDA HOSPITAL DELAND	10	9,087	1,250	12%	10,347
LABSTAT LLC	12	9,569	455	5%	10,036
HEALTHQUEST ESOTERICS		8,519	1,503	15%	10,022
BAPTIST HEALTH SOUTH FLORIDA - COUNTRY WALK URGENT CARE		8,251	1,743	17%	9,994
SRQ DRIVE THROUGH☐		8,944	905	9%	9,849
WEST PALM HOSPITAL LAB		9,075	762	8%	9,837
AVECINA MEDICAL	4	6,204	3,610	37%	9,818
ADVENTHEALTH CENTRA CARE ST CLOUD	1	8,447	1,346	14%	9,794
P4 CLINICAL, LLC	204	8,597	961	10%	9,762
AVECINA	20	9,006	704	7%	9,730
PALM BEACH BALL PARK		8,607	1,026	11%	9,633
BOSTON HEART DIAGNOSTICS CORP		8,357	1,202	13%	9,559
MEDARBOR DIAGNOSTICS	1	8,401	1,141	12%	9,543
SYNERGY LABORATORIES	32	8,349	1,136	12%	9,517
OCALA REGIONAL MEDICAL CENTER		8,287	1,214	13%	9,501
BROWARD HEALTH NORTH CLINICAL LABORATORY		8,371	1,053	11%	9,424
NORTH SHORE MEDICAL CENTER		7,751	1,561	17%	9,312
FLORIDA HOSPITAL FLAGLER	29	8,376	865	9%	9,270
H LEE MOFFITT CANCER CENTER LABORATORY	2	8,936	241	3%	9,179
FLORIDA HOSPITAL ZEPHYRHILLS	10	8,126	1,011	11%	9,147
LEE HEALTH - GULF COAST MEDICAL CENTER	2	7,378	1,746	19%	9,126
FLORIDA HOSPITAL OF CARROLLWOOD	23	7,791	1,264	14%	9,078
CERNERELR_BAYCARE	43	8,320	616	7%	8,979
INFORM DIAGNOSTICS, INC		8,472	506	6%	8,978
SANTA ROSA MEDICAL CENTER	2	7,383	1,468	17%	8,853
GENE BY GENE, GENOMICS RESEARCH CENTER LAB	44	8,216	566	6%	8,826
BAPTIST HEALTH - BEACHES		8,034	655	8%	8,689
CLEVELAND CLINIC MARTIN SOUTH HOSPITAL	1	7,618	921	11%	8,540
BAPTIST HEALTH SOUTH FLORIDA - MIAMI LAKES URGENT CARE		6,699	1,819	21%	8,518
SOUTH BAY HOSPITAL CLINICAL LAB	1	7,611	896	11%	8,508
ANNE BATES LEACH EYE HOSPITAL/ ABLEH MICROBIOLOGY LABORATORY	9	8,333	119	1%	8,461
MEMORIAL HOSPITAL WEST LABORATORY SERVICES	14	7,620	759	9%	8,393
ADVENTHEALTH CENTRA CARE CLERMONT		7,240	1,132	14%	8,372
ADVENTHEALTH CENTRA CARE UNIVERSITY	1	7,423	946	11%	8,370

COVID-19: testing by laboratory

Data through Mar 28, 2021 verified as of Mar 29, 2021 at 09:25 AM

Data in this report are provisional and subject to change.

The numbers in the table below represent the number of Florida and non-Florida residents for whom test results were received by the Department of Health. A person can be tested by more than one laboratory and can have both positive and negative results. **Therefore, the sum of the numbers in each column will be larger than the total number of people tested.**

Reporting lab	Inconclusive	Negative	Positive	Percent positive	Total
BAYCARE COMMUNITY HEALTH		8,160	195	2%	8,355
AVECINA MEDICAL OAKLEAF	3	6,977	1,330	16%	8,310
POINCIANA MEDICAL CENTER		6,521	1,762	21%	8,283
CLEVELAND CLINIC MARTIN NORTH HOSPITAL		7,348	917	11%	8,265
MEMORIAL HOSPITAL MICRO		7,663	546	7%	8,209
CERNERELR_BAPTISTMIAMI	31	7,313	862	11%	8,206
ADVENTHEALTH CENTRA CARE WINTER GARDEN	1	7,205	913	11%	8,119
ADVENTHEALTH CENTRA CARE WINTER PARK		7,288	829	10%	8,117
WEST MARION COMMUINITY HOSPITAL LAB		6,721	1,322	16%	8,043
ISPM LABS, LLC DBA CAPSTONE DIAGNOSTICS, LLC		7,642	393	5%	8,035
NCH DOWNTOWN NAPLES HOSPITAL	15	7,351	668	8%	8,034
ST LUCIE MEDICAL CENTER		6,475	1,508	19%	7,983
INDIAN RIVER MEDICAL CENTER		7,014	965	12%	7,979
FLORIDA HOSPITAL Ocala		6,904	961	12%	7,865
LAKEWOOD RANCH MEDICAL CENTER		7,184	605	8%	7,789
ADVENTHEALTH CENTRA CARE LAKELAND	1	6,726	1,018	13%	7,745
KD MEDICAL CHOICE LLC	5	7,005	728	9%	7,738
FLORIDA HOSPITAL FISH MEMORIAL	19	6,535	1,139	15%	7,693
MORTON PLANT-MEASE	5	6,891	732	10%	7,628
NCH NORTH NAPLES HOSPITAL LAB	15	6,733	830	11%	7,578
ARCPOINT LABS OF FORT MYERS	4	6,652	910	12%	7,566
ADVENTHEALTH CENTRA CARE LEE ROAD		6,738	773	10%	7,511
ATLANTIS URGENT CARE	12	5,839	1,656	22%	7,507
FAU		6,900	539	7%	7,439
BAPTIST HEALTH SOUTH FLORIDA - WESTCHESTER URGENT CARE		6,079	1,312	18%	7,391
NCH NORTH NAPLES HOSPITAL	8	6,575	726	10%	7,309
ADVENTHEALTH CENTRA CARE DR PHILLIPS		6,616	692	9%	7,308
ADVENTHEALTH CENTRA CARE HUNTERS CREEK	3	6,281	956	13%	7,240
HIALEAH HOSPITAL	4	5,607	1,570	22%	7,181
BAYFRONT HEALTH - PORT CHARLOTTE		6,571	548	8%	7,119
ADVENTHEALTH CENTRA CARE SANFORD		6,247	838	12%	7,085
QDX PATHOLOGY SERVICES	2	6,670	399	6%	7,071
BAPTIST HEALTH SOUTH FLORIDA - DORAL URGENT CARE		5,655	1,370	20%	7,025
OVIEDO MEDICAL CENTER		6,219	707	10%	6,926
ADVENTHEALTH CENTRA CARE LAKE MARY	2	6,025	886	13%	6,913
AVERO DIAGNOSTICS - IRVING	11	6,408	472	7%	6,891
HOLIDAY CVS LLC		6,504	364	5%	6,868
ADVENTHEALTH CENTRA CARE MOUNT DORA		5,788	1,065	16%	6,853
ADVENTHEALTH CENTRA CARE APOPKA	1	5,877	967	14%	6,845
BAPTIST HEALTH - NASSAU		6,476	358	5%	6,834
LUMINUS DIAGNOSTICS		6,277	556	8%	6,833
MEDEXPRESS URGENT CARE	2	4,643	2,118	31%	6,763
LEE DAVIS COMMUNITY RESOURCE CENTER		5,846	888	13%	6,734
ADVENTHEALTH CENTRA CARE KISSIMMEE		6,070	660	10%	6,730
MEDEXPRESS URGENT CARE OF BOYNTON BEACH LLC		6,195	521	8%	6,716
COMMUNITY HEALTH CENTERS OF PINELLAS INC		5,370	1,338	20%	6,708
ADVENTIST HEALTH SYSTEMS, SUNBELT INC		5,826	864	13%	6,690

COVID-19: testing by laboratory

Data through Mar 28, 2021 verified as of Mar 29, 2021 at 09:25 AM

Data in this report are provisional and subject to change.

The numbers in the table below represent the number of Florida and non-Florida residents for whom test results were received by the Department of Health. A person can be tested by more than one laboratory and can have both positive and negative results. **Therefore, the sum of the numbers in each column will be larger than the total number of people tested.**

Reporting lab	Inconclusive	Negative	Positive	Percent positive	Total
IMPERIAL POINT MEDICAL CENTER		6,102	572	9%	6,674
UNKNOWN	3	3,484	3,172	48%	6,659
VISTA CLINICAL	8	3,880	2,712	41%	6,600
ST PETERSBURG GENERAL HOSPITAL		5,539	969	15%	6,508
ST JOSEPHS NORTH HOSPITAL LAB	7	5,494	923	14%	6,424
EMPIRE CITY LABORATORIES INC	79	5,446	889	14%	6,414
SOLARIS DIAGNOSTICS	10	5,817	580	9%	6,407
SUNCOAST PATHOLOGY ASSOCIATES		5,852	548	9%	6,400
EGLIN AIR FORCE BASE	14	4,733	1,638	26%	6,385
LEE HEALTH CONVENIENT CARE - PAGE FIELD		5,636	726	11%	6,362
EMERALD COAST URGENT CARE		4,891	1,464	23%	6,355
ADVENTHEALTH CENTRA CARE ALTAMONTE		5,546	783	12%	6,329
CLINICAL REFERENCE LABORATORY	2	5,976	315	5%	6,293
FORT WALTON BEACH MEDICAL CENTER		5,391	901	14%	6,292
DYNIX DIAGNOSTIX		5,704	572	9%	6,276
MEDEXPRESS URGENT CARE HUDSON		5,360	842	14%	6,202
PARAMOUNT URGENT CARE	2	3,131	2,954	49%	6,087
ACUTIS DIAGNOSTICS	25	4,969	1,050	17%	6,044
FLORIDA HOSPITAL NORTH PINELLAS	11	5,537	488	8%	6,036
ADVENTHEALTH CENTRA CARE AZALEA PARK		5,127	840	14%	5,967
AHCC WESLEY CHAPEL		5,290	656	11%	5,946
BAPTIST HEALTH SOUTH FLORIDA - PEMBROKE PINES URGENT CARE		4,929	999	17%	5,928
BAYFRONT HEALTH - VENICE REGIONAL MEDICAL	1	5,374	537	9%	5,912
NORTHWEST FLORIDA COMMUNITY HOSPITAL	44	4,429	1,433	24%	5,906
MICROGEN DX	4	5,184	705	12%	5,893
ADVENTHEALTH EXPRESS CARE		4,842	1,030	18%	5,872
ADVENTHEALTH CENTRA CARE OVIEDO		4,985	832	14%	5,817
URGENT CARE OF THE PALM BEACHES		4,825	925	16%	5,750
ANGEL KIDS PEDIATRICS		5,420	316	6%	5,736
ADVENT HEALTH - HEART OF FLORIDA ER	1	4,911	759	13%	5,671
SOUTH FLORIDA BAPTIST HOSPITAL MICRO	4	4,710	934	17%	5,648
PUTNAM COMMUNITY MEDICAL CENTER		4,937	703	12%	5,640
PRO CLINIC		4,563	1,076	19%	5,639
MINUTECLINIC		4,820	804	14%	5,624
DOCTORS URGENT CARE LLC	1	4,572	1,039	19%	5,612
SUNRISE MEDICAL LABORATORIES	2	5,150	387	7%	5,539
FLORIDA COMMUNITY HEALTH CENTER		4,417	1,117	20%	5,534
COASTAL MED URGENT CARE		4,017	1,507	27%	5,524
MINUTECLINIC LLC #3703		4,516	986	18%	5,502
ADVENTHEALTH CENTRA CARE LONGWOOD		4,796	666	12%	5,462
TROPICANA FIELD - LOT 2	19	4,935	491	9%	5,445
ADVENTHEALTH CENTRA CARE SOUTH ORANGE		4,625	757	14%	5,382
MINUTECLINIC LLC		4,596	784	15%	5,380
MEDICAL DNA LABS LLC	3	4,898	472	9%	5,373
ADVENTHEALTH CENTRA CARE ORANGE LAKE		4,731	616	12%	5,347
HEALTH FIRST ADVENTHEALTH CENTRA CARE - TITUSVILLE		4,513	807	15%	5,320
FLORIDA FAMILY LABORATORY, INC DBA	44	4,822	427	8%	5,293

COVID-19: testing by laboratory

Data through Mar 28, 2021 verified as of Mar 29, 2021 at 09:25 AM

Data in this report are provisional and subject to change.

The numbers in the table below represent the number of Florida and non-Florida residents for whom test results were received by the Department of Health. A person can be tested by more than one laboratory and can have both positive and negative results. **Therefore, the sum of the numbers in each column will be larger than the total number of people tested.**

Reporting lab	Inconclusive	Negative	Positive	Percent positive	Total
LABORATORY OF FLORIDA LLC	41	4,827	423	8%	5,291
MARTIN HOSPITAL SOUTH LAB		4,966	290	6%	5,256
BAPTIST HEALTH SOUTH FLORIDA - CORAL SPRINGS URGENT CARE		4,504	749	14%	5,253
UNIVERSITY HOSPITAL AND MEDICAL CENTER		4,011	1,238	24%	5,249
ESCAMBIA COMMUNITY CLINICS INC	8	3,965	1,274	24%	5,247
DOCTORS URGENT CARE OF LUTZ LLC	1	4,229	1,012	19%	5,242
ADVENTHEALTH CENTRA CARE PORT ORANGE		4,405	833	16%	5,238
MINUTECLINIC LLC #1067		4,517	697	13%	5,214
MEDEXPRESS URGENT CARE - ROYAL PALM BEACH		4,640	553	11%	5,193
URGENT CARE CURE	2	4,454	725	14%	5,181
BAPTIST HEALTH - NORTH		4,090	1,087	21%	5,177
ADVENTHEALTH CENTRA CARE SAND LAKE		4,601	541	11%	5,142
MEDCOMP SCIENCES LLC	119	3,057	1,963	38%	5,139
MEDEXPRESS URGENT CARE - ESTERO		4,612	521	10%	5,133
PALMS OF PASADENA HOSPITAL		4,580	547	11%	5,127
TRINITY SPRINGS		4,372	729	14%	5,101
MINUTECLINIC LLC #8396		4,321	745	15%	5,066
ADVENTHEALTH CENTRA CARE LEESBURG		4,135	925	18%	5,060
MEDEXPRESS URGENT CARE - GOLDEN GATE		4,459	570	11%	5,029
BAPTIST HEALTH SOUTH FLORIDA - KENDALE LAKES URGENT CARE		4,046	971	19%	5,017
WESTCHESTER HOSPITAL	23	4,067	921	18%	5,011
THE CENTER FOR URGENT CARE	3	4,174	819	16%	4,996
BAPTIST HEALTH SOUTH FLORIDA - TAMiami TRAIL URGENT CARE		4,028	965	19%	4,993
DOCTORS HOSPITAL OF SARASOTA CLINICAL LABORATORY		4,355	628	13%	4,983
HEALTH FIRST ADVENTHEALTH CENTRA CARE GATEWAY	1	4,469	498	10%	4,968
MEDEXPRESS URGENT CARE PALM BEACH GARDENS		4,502	434	9%	4,936
TALLAHASSEE PRIMARY CARE ASSOCIATES		4,320	592	12%	4,912
HOLMES REG MED CENTER CLINICAL LAB		4,261	584	12%	4,845
RAULERSON HOSPITAL		4,026	806	17%	4,832
PEDIATRIC HEALTH CARE ALLIANCE PA		4,429	402	8%	4,831
WELLINGTON REGIONAL MEDICAL CENTER		4,399	380	8%	4,779
BAPTIST HEALTH SOUTH FLORIDA - CORAL GABLES (UNIVERSITY) URGENT CARE		4,085	658	14%	4,743
BAPTIST HEALTH SOUTH FLORIDA - PINECREST URGENT CARE		4,058	658	14%	4,716
SPORTS DRUG TESTING LABORATORY	78	4,473	138	3%	4,689
BAPTIST HEALTH SOUTH FLORIDA - CORAL GABLES URGENT CARE		3,897	788	17%	4,685
PARAMOUNT URGENT CARE - WINDERMERE	2	3,092	1,582	34%	4,676
ALTRU DIAGNOSTICS INC	2	4,452	169	4%	4,623
NIGHT LITE PEDIATRICS	4	3,343	1,256	27%	4,603
PREMIER MEDICAL	2	4,492	94	2%	4,588
MEDEXPRESS URGENT CARE - LAKELAND		4,030	550	12%	4,580
MEASE DUNEDIN HOSPITAL	5	4,079	473	10%	4,557
BAYFRONT HEALTH - SEVEN RIVERS		4,159	392	9%	4,551
BAPTIST HEALTH SOUTH FLORIDA - PALMETTO BAY URGENT CARE		3,816	719	16%	4,535
MOFFITT CANCER CENTER	6	4,398	97	2%	4,501
BETHESDA HOSPITAL WEST		4,037	461	10%	4,498
ASCENSION SACRED HEART - EMERALD COAST		3,733	740	17%	4,473
MINUTECLINIC LLC # 0709		3,712	672	15%	4,384

COVID-19: testing by laboratory

Data through Mar 28, 2021 verified as of Mar 29, 2021 at 09:25 AM

Data in this report are provisional and subject to change.

The numbers in the table below represent the number of Florida and non-Florida residents for whom test results were received by the Department of Health. A person can be tested by more than one laboratory and can have both positive and negative results. **Therefore, the sum of the numbers in each column will be larger than the total number of people tested.**

Reporting lab	Inconclusive	Negative	Positive	Percent positive	Total
BAYFRONT HEALTH - BROOKSVILLE		3,860	487	11%	4,347
VENTURE MEDICAL OF FLORIDA LLC		4,018	328	8%	4,346
MINUTE CLINIC LLC		3,727	549	13%	4,276
ADVENTHEALTH PROMPT CARE	2	3,104	1,166	27%	4,272
PREMIER URGENT CARE OF BREVARD LLC	4	3,736	528	12%	4,268
PALMS MEDICAL GROUP	5	2,966	1,296	30%	4,267
ADVENTHEALTH CENTRA CARE COLONIAL TOWN	2	3,788	446	11%	4,236
TWIN CITIES HOSPITAL	1	3,704	513	12%	4,218
MEMORIAL HOSPITAL- MIRAMAR	12	3,868	317	8%	4,197
BAYA PHARMACY & URGENT CARE		3,071	1,096	26%	4,167
GENESIS DIAGNOSTICS		3,920	244	6%	4,164
US BIOTEK LABORATORIES	15	3,757	368	9%	4,140
BAYFRONT HEALTH - PUNTA GORDA		3,812	305	7%	4,117
AMELIA URGENT CARE		2,507	1,610	39%	4,117
DESOTO MEMORIAL HOSPITAL	3	3,367	735	18%	4,105
ENGLEWOOD COMMUNITY HOSPITAL		3,725	360	9%	4,085
DOCTORS TEST CENTERS		3,620	463	11%	4,083
ACCU REFERENCE MEDICAL LAB	9	3,271	787	19%	4,067
NIGHT LITE PEDIATRICS URGENT CARE	1	3,417	649	16%	4,067
PHARMCO RX	2	3,790	262	6%	4,054
ADVENTHEALTH CENTRA CARE		3,561	442	11%	4,003
BAYFRONT HEALTH - SPRING HILL		3,649	335	8%	3,984
LAKE SIDE MEDICAL CENTER		3,112	806	21%	3,918
ADVENTIST HEALTH SYSTEMS SUNBELT IN DBA		3,461	444	11%	3,905
MEDEXPRESS URGENT CARE CAPE CORAL		3,336	541	14%	3,877
QUICK CARE MED PL	2	3,133	659	17%	3,794
MC DIAGNOSTIC OF CONNECTICUT, PC #2220		3,228	519	14%	3,747
BAPTIST HEALTH SOUTH FLORIDA - DAVIE URGENT CARE		3,082	663	18%	3,745
SIPARADIGM LLC	54	3,431	256	7%	3,741
MINUTECLINIC LLC #3463		3,125	591	16%	3,716
MINUTECLINIC LLC #3631		3,149	562	15%	3,711
MINUTECLINIC LLC 5852		3,132	526	14%	3,658
CLARITY LAB SOLUTIONS LLC		3,608	4	0%	3,612
BAPTIST HEALTH SOUTH FLORIDA - WESTON URGENT CARE		3,153	452	13%	3,605
MINUTECLINIC LLC #5253		2,976	593	17%	3,569
MINUTECLINIC LLC #5249		2,889	679	19%	3,568
MEDEXPRESS URGENT CARE LEHIGH ACRES		3,057	471	13%	3,528
HIGHLANDS REGIONAL MEDICAL CENTER		2,765	762	22%	3,527
PROHEALTH	3	1,950	1,572	45%	3,525
HEALTH FIRST ADVENTHEALTH CENTRA CARE COCOA		3,146	340	10%	3,486
BARTOW REGIONAL MEDICAL CENTER	1	2,934	542	16%	3,477
PRECISION HEALTH SOLUTIONS		3,252	172	5%	3,424
MIDWAY SPECIALTY CARE CENTER DIAGNOSTICS	38	3,144	238	7%	3,420
VERILY LIFE SCIENCES	1	3,371	46	1%	3,418
MINUTECLINIC LLC #5190		2,817	600	18%	3,417
IMMOKALEE CHD		3,155	234	7%	3,389
BAPTIST HEALTH URGENT CARE AT SAWGRASS		2,791	564	17%	3,355

COVID-19: testing by laboratory

Data through Mar 28, 2021 verified as of Mar 29, 2021 at 09:25 AM

Data in this report are provisional and subject to change.

The numbers in the table below represent the number of Florida and non-Florida residents for whom test results were received by the Department of Health. A person can be tested by more than one laboratory and can have both positive and negative results. **Therefore, the sum of the numbers in each column will be larger than the total number of people tested.**

Reporting lab	Inconclusive	Negative	Positive	Percent positive	Total
BRASHEAR'S VITAL CARE CORP		2,654	698	21%	3,352
BAPTIST HEALTH SOUTH FLORIDA - BRICKELL URGENT CARE		2,768	572	17%	3,340
CARENOW URGENT CARE		2,065	1,270	38%	3,335
MINUTECLINIC LLC #5854		2,771	538	16%	3,309
HEALTH FIRST ADVENTHEALTH CENTRA CARE MALABAR		2,983	319	10%	3,302
ADVENTHEALTH CENTRA CARE KIDS LAKE MARY		3,030	244	7%	3,274
MEDEXPRESS URGENT CARE - DELAND		2,904	348	11%	3,252
ADVENT HEALTH - NEW SMYRNA		2,637	599	19%	3,236
ADVENTHEALTH CENTRA CARE WINTER HAVEN	1	2,378	837	26%	3,216
ADVENT HEALTH CENTRA CARE -WINTER PARK KIDS URGENT CARE	4	2,924	270	8%	3,198
SELECT LABORATORIES - MARION COUNTY, FL LLC	5	2,856	307	10%	3,168
HOLIDAY CVS LLC DBA CVS PHARMACY #5154		3,076	89	3%	3,165
PARAMOUNT URGENT CARE INC		1,161	1,994	63%	3,155
WALGREEN CO	2	2,795	349	11%	3,146
LOWER KEYS MEDICAL CENTER		2,859	287	9%	3,146
MINUTECLINIC LLC #4415		2,648	479	15%	3,127
MINUTECLINIC LLC #3662		2,652	466	15%	3,118
PRIMEHEALTH URGENT CARE INC		2,656	453	15%	3,109
MEDONE PLLC		2,361	745	24%	3,106
BAYFRONTVENICEREGIONAL		2,995	95	3%	3,090
MEDEXPRESS URGENT CARE - VERO BEACH		2,674	397	13%	3,071
MINUTECLINIC LLC #7886		2,642	391	13%	3,033
BMCT Molecular Diagnostics Subsection		2,527	505	17%	3,032
MEMORIAL HOSPITAL PEMBROKE	3	2,675	348	12%	3,026
MINUTECLINIC LLC #5214		2,582	424	14%	3,006
BAPTIST HEALTH EMERGENCY CENTER COUNTRY WALK	1	2,537	456	15%	2,994
MARINERS HOSPITAL	1	2,706	285	10%	2,992
MINUTECLINIC LLC #7887		2,608	379	13%	2,987
MINUTECLINIC, LLC #4015		2,345	631	21%	2,976
MINUTECLINIC LLC #1771		2,514	461	15%	2,975
BAPTIST HEALTH - CLAY		2,574	396	13%	2,970
MINUTECLINIC LLC # 3930		2,570	395	13%	2,965
VETERANS AFFAIRS MEDICAL CENTER - ORLANDO	1	1,343	1,613	55%	2,957
PARAMOUNT URGENT CARE - ORLANDO		2,002	955	32%	2,957
MINUTECLINIC LLC #4458		2,437	502	17%	2,939
MINUTECLINIC LLC # 0514		2,568	361	12%	2,929
ACCESS POINT HEALTHCARE URGENT & PRIMARY CARE	2	2,244	680	23%	2,926
EXACT SCIENCES LABORATORIES, LLC		2,659	259	9%	2,918
MINUTECLINIC LLC #3814		2,467	442	15%	2,909
GESSLER CLINIC	2	1,986	917	32%	2,905
MARION E FETHER MEDICAL CENTER, THE		2,661	244	8%	2,905
MINUTECLINIC LLC #7225		2,477	411	14%	2,888
STONE CLINICAL LABORATORIES		2,790	96	3%	2,886
WALGREENS ORLANDO	3	2,538	340	12%	2,881
BLUE MED CONSULTANTS		2,753	108	4%	2,861
NXGEN MDX LLC	5	2,547	307	11%	2,859
PARAMOUNT URGENT CARE - OVIEDO		1,983	864	30%	2,847

COVID-19: testing by laboratory

Data through Mar 28, 2021 verified as of Mar 29, 2021 at 09:25 AM

Data in this report are provisional and subject to change.

The numbers in the table below represent the number of Florida and non-Florida residents for whom test results were received by the Department of Health. A person can be tested by more than one laboratory and can have both positive and negative results. **Therefore, the sum of the numbers in each column will be larger than the total number of people tested.**

Reporting lab	Inconclusive	Negative	Positive	Percent positive	Total
MINUTECLINIC LLC # 3686		2,446	394	14%	2,840
MEDIPATH LLC		2,450	385	14%	2,835
ADVENTHEALTH CENTRA CARE CONWAY		2,401	413	15%	2,814
MINUTECLINIC LLC #1055		2,293	514	18%	2,807
KEYS AHEC SCHOOL MEDICAL CLINIC	15	2,665	126	4%	2,806
CAREFAST+	1	2,065	737	26%	2,803
MINUTECLINIC LLC #3257		2,342	459	16%	2,801
MEDEXPRESS FORT MYERS		2,452	349	12%	2,801
MEDEXPRESS URGENT CARE CORAL SPRINGS		2,505	289	10%	2,794
PHYSICIANS REGIONAL MEDICAL CENTER - COLLIER BLVD	1	2,008	775	28%	2,784
MINUTECLINIC, LLC #3204		2,330	453	16%	2,783
CELESTA MEDICAL SERVICES LLC DBA - AMERICAN RESEARCH LABS		2,544	236	8%	2,780
SCION LAB SERVICES LLC	26	2,534	206	7%	2,766
MINUTECLINIC LLC #3003		2,241	519	19%	2,760
CITRUS MEMORIAL HOSPITAL LABORATORY		2,251	490	18%	2,741
MINUTECLINIC LLC #3291		2,362	361	13%	2,723
BAPTIST HEALTHCARE - GULF BREEZE HOSPITAL	3	2,258	461	17%	2,722
SACRED HEART HEALTH SYSTEM, INC	1	1,835	868	32%	2,704
MINUTECLINIC LLC #7973		2,351	345	13%	2,696
BAPTIST HEALTH - OAKLEAF		2,252	441	16%	2,693
MINUTECLINIC LLC #3705		2,356	327	12%	2,683
MINUTECLINIC, LLC #5817		2,197	454	17%	2,651
MINUTECLINIC LLC # 7933		2,347	300	11%	2,647
AFC PHYSICIANS OF FLORIDA		2,040	606	23%	2,646
EMERALD COAST URGENT CARE, LLC	1	1,970	660	25%	2,631
MINUTECLINIC LLC #3748		2,137	486	19%	2,623
MINUTECLINIC LLC #3255		2,307	312	12%	2,619
MINUTECLINIC LLC # 3579		2,166	438	17%	2,604
GENOSUR LLC	5	2,571	24	1%	2,600
MEDEXPRESS URGENT CARE - CLEWISTON		2,157	422	16%	2,579
MINUTECLINIC LLC #7173		2,250	328	13%	2,578
BAY MEDICAL CENTER SACRED HEART HEALTH SYSTEM		1,996	581	23%	2,577
ADVENT HEALTH - OCALA		2,124	447	17%	2,571
MINUTECLINIC LLC #5924		2,185	376	15%	2,561
MINUTECLINIC, LLC (CLINIC 10699)		2,221	323	13%	2,544
BAPTIST HEALTH SOUTH FLORIDA - MIAMI BEACH URGENT CARE		2,175	368	14%	2,543
MINUTECLINIC LLC #5216		2,175	355	14%	2,530
MINUTECLINIC LLC #3654		2,085	424	17%	2,509
MEDIQUICK URGENT CARE CENTERS INC		1,855	638	26%	2,493
MINUTECLINIC LLC #4612		2,020	465	19%	2,485
ADVENT HEALTH - DADE CITY		2,167	303	12%	2,470
EMERALD COAST URGENT CARE LLC		1,804	654	27%	2,458
MINUTECLINIC LLC #4024		2,143	314	13%	2,457
MEDEXPRESS URGENT CARE BOCA RATON		2,230	226	9%	2,456
PHYSICIANS PRIMARY CARE	2	2,210	240	10%	2,452
DONALD W ROBERTSON DO PA		1,920	529	22%	2,449
DR G'S URGENT CARE		2,127	320	13%	2,447

COVID-19: testing by laboratory

Data through Mar 28, 2021 verified as of Mar 29, 2021 at 09:25 AM

Data in this report are provisional and subject to change.

The numbers in the table below represent the number of Florida and non-Florida residents for whom test results were received by the Department of Health. A person can be tested by more than one laboratory and can have both positive and negative results. **Therefore, the sum of the numbers in each column will be larger than the total number of people tested.**

Reporting lab	Inconclusive	Negative	Positive	Percent positive	Total
PATIENTS FIRST - THOMASVILLE ROAD		2,171	269	11%	2,440
COMMUNITY HEALTH NORTHWEST FLORIDA	4	1,856	553	23%	2,413
STEWART ROCKLEDGE HOSPITAL	1	2,104	304	13%	2,409
AFC PHYSICIANS OF FLORIDA PA		1,896	512	21%	2,408
MINUTECLINIC LLC #3285		2,089	318	13%	2,407
PHYSICIANS STAT LAB	3	1,070	1,333	55%	2,406
MINUTECLINIC LLC #1807		2,012	374	16%	2,386
MINUTECLINIC LLC #5069		1,992	387	16%	2,379
EMERGENCY PHYSICIANS MEDICAL CENTER		1,282	1,088	46%	2,370
MINUTECLINIC LLC #3648		1,933	436	18%	2,369
WHOLE FAMILY HEALTH CENTER INC		1,964	402	17%	2,366
AMELIA EXPRESS CARE LLC	10	2,010	318	14%	2,338
MINUTECLINIC LLC #3635		2,029	305	13%	2,334
FLORIDA MEDICAL CLINIC	3	1,059	1,269	54%	2,331
MINUTECLINIC LLC #4201		2,027	296	13%	2,323
HEALTH CARE DISTRICT OF PALM BEACH COUNTY	1	2,106	211	9%	2,318
TAMPA COMMUNITY HOSPITAL		1,989	328	14%	2,317
CHARLES AIESI CONSULTING INC	12	2,044	260	11%	2,316
PHYSICIAN ASSOCIATES		2,069	240	10%	2,309
PARRISH MEDICAL CENTER	1	2,026	281	12%	2,308
MINUTECLINIC LLC #476		2,010	298	13%	2,308
LEE HEALTH - COCONUT POINT CLINICAL LAB	2	1,872	433	19%	2,307
BOND URGENT CARE LLC		1,733	564	25%	2,297
JUPITER MEDICAL CENTER URGENT CARE		1,763	520	23%	2,283
MINUTECLINIC LLC #6007		1,959	314	14%	2,273
MINUTECLINIC LLC #1821		2,044	225	10%	2,269
ASCENSION SACRED HEART - GULF		1,739	529	23%	2,268
MINUTECLINIC LLC #1350		1,977	277	12%	2,254
CORE DIAGNOSTIC LABORATORIES LLC	17	1,896	323	14%	2,236
PRIMEHEALTH URGENT CARE	1	1,865	361	16%	2,227
ASSOCIATED PATHOLOGISTS, LLC	3	1,834	387	17%	2,224
MINUTECLINIC LLC #8381		1,924	297	13%	2,221
LAKE WALES MEDICAL CENTER INC		1,941	272	12%	2,213
UNIVERSITY OF NORTH FLORIDA STUDENT HEALTH		2,120	72	3%	2,192
JACKSON HOSPITAL CLINICAL LABORATORY		1,877	302	14%	2,179
LAKELAND REGIONAL HEALTH PABLO		1,915	262	12%	2,177
INTELEX LABS, LLC		2,105	71	3%	2,176
NCHMD INC		1,826	334	15%	2,160
FLOWERS HOSPITAL		1,947	190	9%	2,137
MINUTECLINIC, LLC # 4469		1,845	268	13%	2,113
MINUTECLINIC LLC #5157		1,834	276	13%	2,110
MINI ER WATERFORD LAKES, THE		1,814	293	14%	2,107
VA PAIN CLINIC	4	2,011	81	4%	2,096
MEDEXPRESS PORT CHARLOTTE		1,883	208	10%	2,091
MINUTECLINIC LLC #1815		1,801	226	11%	2,027
PENSACOLA PEDIATRICS PA	1	1,848	172	9%	2,021
GENUS3		1,929	74	4%	2,003

COVID-19: testing by laboratory

Data through Mar 28, 2021 verified as of Mar 29, 2021 at 09:25 AM

Data in this report are provisional and subject to change.

The numbers in the table below represent the number of Florida and non-Florida residents for whom test results were received by the Department of Health. A person can be tested by more than one laboratory and can have both positive and negative results. **Therefore, the sum of the numbers in each column will be larger than the total number of people tested.**

Reporting lab	Inconclusive	Negative	Positive	Percent positive	Total
FIU-HEALTH AUXILIARY LABORATORY	6	1,884	113	6%	2,003
MINUTECLINIC LLC #214		1,707	296	15%	2,003
NCH NORTHEAST	7	1,572	422	21%	2,001
OPTUM LABS LLC	1	1,792	186	9%	1,979
MARTIN HEALTH SYSTEM - ST LUCIE WEST		1,790	183	9%	1,973
VITRO MOLECULAR LABORATORIES	50	1,774	147	7%	1,971
GENOME LLC	2	1,825	143	7%	1,970
DOC SMILEY'S URGENT CARE		1,706	247	13%	1,953
MEDFAST URGENT CARE CENTERS LLC	2	608	1,325	68%	1,935
MINUTECLINIC LLC #3236		1,645	279	15%	1,924
DOC SMILEYS URGENT CARE LLC		1,573	348	18%	1,921
LITTLE PINE PEDIATRICS	1	1,642	274	14%	1,917
BARDMOOR LABORATORY	9	1,612	289	15%	1,910
BAPTIST HEALTH EMERGENCY CENTER AT WEST CORAL WAY		1,530	376	20%	1,906
MINUTECLINIC LLC #3637		1,511	359	19%	1,870
KETAMINE HEALTH CENTERS LLC	1	1,661	152	8%	1,814
BROWNWOOD CARE CENTER		1,555	223	13%	1,778
SPECTOR SCIENTIFIC LAB	11	1,086	680	38%	1,777
BAYFRONT HEALTH - CITRUS HILLS		1,553	216	12%	1,769
LABORATORY SPECIALISTS OF MICHIGAN		1,459	303	17%	1,762
RIVER TOWN DIAGNOSTIC LLC		1,470	286	16%	1,756
NEIGHBORHOOD MEDICAL CENTER INC	17	1,556	183	10%	1,756
Community_Health		1,533	199	11%	1,732
MEDICAL CONSULTANTS OF FLORIDA, LLC	2	1,452	265	15%	1,719
SPARROW HEALTHCARE	2	1,461	254	15%	1,717
IGENOMIX USA LLC	49	1,510	157	9%	1,716
GENESIS LABORATORY MANAGEMENT	14	1,464	237	14%	1,715
MINUTECLINIC, LLC #3245		1,380	330	19%	1,710
NORTH SHORE LONG ISLAND JEWISH HEALTH	1	1,618	90	5%	1,709
JW PLASTIC SURGERY		1,449	244	14%	1,693
WHITE WILSON MEDICAL CENTER		339	1,340	80%	1,679
MIAMI JEWISH HEALTH SYSTEMS		1,608	64	4%	1,672
LABTECH DIAGNOSTIC		1,367	287	17%	1,654
FLAGLER HOSPITAL LABORATORY	8	612	1,006	62%	1,626
ED FRASER MEMORIAL HOSPITAL		1,359	245	15%	1,604
OPTEO LABORATORY		1,567	34	2%	1,601
ELLENTON URGENT CARE		1,361	234	15%	1,595
SHELL POINT NURSING PAVILION	1	1,520	71	4%	1,592
ARCPOINT LABS		1,026	554	35%	1,580
ASSURANCE SCIENTIFIC LABORATORIES	1	1,293	283	18%	1,577
MELBOURNE MEDICAL LABORATORY	2	1,365	202	13%	1,569
READY RESPONDERS FLORIDA, PLLC		1,349	206	13%	1,555
MINUTECLINIC LLC #8927		1,327	223	14%	1,550
BAPTIST HEALTH SOUTH FLORIDA - COUNTRY WALK URGENT CARE EXPRESS		1,298	234	15%	1,532
PROJECT HEALTH, INC SUMTERVILLE	5	1,245	268	18%	1,518
BIOCERNA LLC	9	1,325	165	11%	1,499
MINUTECLINIC LLC #5187		1,307	184	12%	1,491

COVID-19: testing by laboratory

Data through Mar 28, 2021 verified as of Mar 29, 2021 at 09:25 AM

Data in this report are provisional and subject to change.

The numbers in the table below represent the number of Florida and non-Florida residents for whom test results were received by the Department of Health. A person can be tested by more than one laboratory and can have both positive and negative results. **Therefore, the sum of the numbers in each column will be larger than the total number of people tested.**

Reporting lab	Inconclusive	Negative	Positive	Percent positive	Total
OPTUMCARE FLORIDA LLC		1,214	274	18%	1,488
FLORIDA DEPARTMENT OF HEALTH IN POLK COUNTY	2	1,156	329	22%	1,487
MEDEXPRESS URGENT CARE - JAX ATLANTIC BLVD		1,273	208	14%	1,481
UNIVERSITY OF ALABAMA AT BIRMINGHAM		1,427	46	3%	1,473
ER QUICKCARE PL		1,267	203	14%	1,470
MINUTECLNIC LLC		1,303	158	11%	1,461
PATIENTS FIRST LAKE ELLA MEDICAL CENTER		1,303	154	11%	1,457
FIRST QUALITY LABORATORY		1,359	98	7%	1,457
ADVANCED MEDICAL OF NAPLES LLC		1,295	161	11%	1,456
ADVANCE MEDICAL OF NAPLES		326	1,124	78%	1,450
CAREFAST MURABELLA		967	474	33%	1,441
BAPTIST HEALTH SOUTH FLORIDA - KEY BISCANE URGENT CARE EXPRESS		1,264	176	12%	1,440
BAPTIST HEALTHCARE - JAY HOSPITAL	3	1,064	372	26%	1,439
UHEALTH DEERFIELD BEACH/UMSYLVESTER DEERFIELD BEACH LABORATORY	3	1,380	55	4%	1,438
GRAVITY DIAGNOSTICS, LLC	3	1,286	145	10%	1,434
BIO-TECH CLINICAL LABORATORIES INC		1,266	164	11%	1,430
PROHEALTH MEDICAL CLINIC		799	625	44%	1,424
PATIENTS CHOICE LABORATORIES		831	592	42%	1,423
PARAMOUNT URGENT CARE VILLAGES		923	497	35%	1,420
CAREMED CLINIC LLC	1	1,125	288	20%	1,414
COASTAL LABORATORIES	1	1,120	287	20%	1,408
NYU HOSPITALS CENTER CLINICAL LABORATORIES		1,359	44	3%	1,403
VRL EUROFINs		1,366	37	3%	1,403
TEMPUS CLINICAL LABORATORY	10	1,241	148	11%	1,399
PEDIATRIC HEALTH CARE ALLIANCE - NORTHDALe		1,274	118	8%	1,392
SMA LAB	10	1,224	155	11%	1,389
TOM LEE COMMUNITY HEALTH CENTER		914	474	34%	1,388
UHEALTH CLINIC AT WALGREENS		1,128	258	19%	1,386
SUNRISE URGENT CARE ASSOCIATES LLC D/B/A	9	947	429	31%	1,385
AMELIA EXPRESS CARE	1	772	609	44%	1,382
TREASURE COAST MEDICAL ASSOCIATES INC		747	630	46%	1,377
EUROFINs NTD, LLC		1,324	44	3%	1,368
ASCENSION ST VINCENT'S - SOUTHSIDE		1,308	49	4%	1,357
STATMED OCALA	6	1,152	190	14%	1,348
APALACHEE CORRECTIONAL INSTITUTION EAST UNIT		1,322	26	2%	1,348
WILLIAM OWEN PASS PARK		1,156	181	14%	1,337
ST ANNES NURSING CENTER		1,310	25	2%	1,335
VAVA PARTNERS LLC		528	805	60%	1,333
PARAMOUNT URGENT CARE - CLERMONT		766	533	41%	1,299
PALM BAY HOSPITAL CLINICAL LABORATORY		927	370	29%	1,297
MYTEST DIAGNOSTICS		1,226	66	5%	1,292
CREEKSIDE CARE CENTER	1	1,117	167	13%	1,285
ADVENTHEALTH CENTRA CARE TRINITY		1,111	166	13%	1,277
INNOVATIVE TRANSFUSION MEDICINE, INC	11	1,094	167	13%	1,272
HOLIDAY CVS LLC DBA CVSPHARMACY #5155		1,210	60	5%	1,270
BROAD INSTITUTE CLINICAL SEQUENCING RESEARCH PLATFORM	9	1,217	37	3%	1,263
XPRESS URGENT CARE	4	1,058	185	15%	1,247

COVID-19: testing by laboratory

Data through Mar 28, 2021 verified as of Mar 29, 2021 at 09:25 AM

Data in this report are provisional and subject to change.

The numbers in the table below represent the number of Florida and non-Florida residents for whom test results were received by the Department of Health. A person can be tested by more than one laboratory and can have both positive and negative results. **Therefore, the sum of the numbers in each column will be larger than the total number of people tested.**

Reporting lab	Inconclusive	Negative	Positive	Percent positive	Total
LAB24 INC	3	568	674	54%	1,245
ADDICTION LABS OF AMERICA	3	1,162	79	6%	1,244
SOLARIS HEALTHCARE PALATKA		1,119	103	8%	1,222
STAGEZERO LIFE SCIENCES INC	4	1,117	100	8%	1,221
CLINICORE		1,124	91	7%	1,215
HEALTH CENTRAL CLINICAL LABORATORY		1,100	111	9%	1,211
ABSOLUTE GENOMICS	2	1,001	202	17%	1,205
ADVANCED DIAGNOSTIC LABORATORY		1,157	47	4%	1,204
NORTH FLORIDA PEDIATRICS-TALLAHASSEE	1	1,101	101	8%	1,203
ACCESS MEDICAL LABS		746	448	38%	1,194
NAPLES URGENT CARE	1	770	421	35%	1,192
PALM HARBOR PHARMACY		1,033	157	13%	1,190
USF MORSANI CENTER FOR ADVANCED HEALTH CARE		1,045	144	12%	1,189
ST PETERSBURG PEDIATRICS	1	1,073	113	10%	1,187
PROFESSIONAL HEALTH EXAMINERS DBA PROHEALTH	1	961	224	19%	1,186
EPN URGENT CARE NAPLES	2	792	389	33%	1,183
QUICK CARE MED		899	277	24%	1,176
PRIMARY CARE SOUTH INC		747	424	36%	1,171
COASTAL PEDIATRIC GROUP		1,013	154	13%	1,167
PROJECT HEALTH INC	4	986	165	14%	1,155
NORTH VISTA HOSPITAL LABORATORY		979	171	15%	1,150
AMERICAN SCIENTIFIC LABORATORIES LLC		1,135	14	1%	1,149
CARENOW URGENT CARE – FORT PIERCE		814	334	29%	1,148
NORTH FLORIDA PEDIATRICS - LAKE CITY		924	214	19%	1,138
CAPSTONE HEALTHCARE		802	330	29%	1,132
VERITAS GENETICS	61	943	119	11%	1,123
ARCPPOINT LABS OF CORAL SPRINGS FL		988	135	12%	1,123
LPG COCONUT POINT		932	180	16%	1,112
EMERALD COAST PEDIATRICS		1,058	54	5%	1,112
STEWART REFERENCE LABORATORY	1	611	499	45%	1,111
XYZ LABORATORY	8	942	146	13%	1,096
GENEIQ		1,011	62	6%	1,073
PALM BEACH ATLANTIC UNIVERSITY		1,038	28	3%	1,066
AMERICAN FAMILY CARE PENSACOLA WEST		533	533	50%	1,066
PRIMARY CARE OF THE TREASURE COAST		929	134	13%	1,063
CATALYST WALK IN CLINIC		844	219	21%	1,063
RAINBOW RIVER MEDICAL LABORATORY		977	83	8%	1,060
HENDRY REGIONAL MEDICAL CENTER CLINICAL LABORATORY		809	248	23%	1,057
PEDIATRICS OF CENTRAL FLORIDA PA	20	976	53	5%	1,049
TYNDALL AIR FORCE BASE		838	209	20%	1,047
PROFESSIONAL HEALTH EXAMINERS		900	146	14%	1,046
GROWING TOGETHER PEDIATRICS LLC		982	60	6%	1,042
LENCO MEDICAL LABORATORY		972	53	5%	1,025
FISHERMENS HOSPITAL CLINICAL LAB		925	91	9%	1,016
MINUTECLINIC, LLC DBA MINUTECLINIC #4717		970	42	4%	1,012
VERITOR		850	157	16%	1,007
PHAROS HEALTH		756	246	25%	1,002

COVID-19: testing by laboratory

Data through Mar 28, 2021 verified as of Mar 29, 2021 at 09:25 AM

Data in this report are provisional and subject to change.

The numbers in the table below represent the number of Florida and non-Florida residents for whom test results were received by the Department of Health. A person can be tested by more than one laboratory and can have both positive and negative results. **Therefore, the sum of the numbers in each column will be larger than the total number of people tested.**

Reporting lab	Inconclusive	Negative	Positive	Percent positive	Total
VRL EUROFINs - DALLAS		987	13	1%	1,000
LAKELAND REGIONAL HEALTH - PWC/OB		36	954	96%	990
INTERLACHEN PEDIATRICS		947	36	4%	983
PENSACOLA PEDIATRICS	3	743	236	24%	982
WOODLANDS MEDICAL SPECIALISTS		719	262	27%	981
CAPE CANAVERAL HOSPITAL		700	280	29%	980
THE HEALTH CENTER OF PLANT CITY		883	76	8%	959
HISTOPATHOLOGY SERVICES, LLC		843	105	11%	948
INTERLACHEN PEDIATRICS PA		906	42	4%	948
NORTH FLORIDA PEDIATRICS PA - SUWANNEE	3	818	126	13%	947
EAST LAKE PEDIATRICS		819	120	13%	939
ENCOMPASS HEALTH		915	22	2%	937
HALIFAX MEDICAL CENTER-PORT ORANGE LAB		801	132	14%	933
ADVENTHEALTH EXPRESS CARE AT WALGREENS		810	118	13%	928
INTEGRITY LABORATORIES, LLC	4	756	165	18%	925
GENE TOX WORLDWIDE	60	736	125	14%	921
BAPTIST HEALTH - MD ANDERSON CANCER CENTER		915	5	1%	920
TACACHALE CLINICAL LABORATORY	1	868	49	5%	918
UNIVERSITY OF WEST FLORIDA STUDENT HEALTH SERVICES	1	791	125	14%	917
MOLECULAR TESTING LABS		850	62	7%	912
COVANCE CLINICAL RESEARCH UNIT INC		882	25	3%	907
C.W. BILL YOUNG VA MEDICAL CENTER	1	21	881	98%	903
FAST TRACK URGENT CARE CENTER		4	899	100%	903
NORTH FLORIDA PEDIATRICS PA	2	773	114	13%	889
LEE COUNTY EMERGENCY MEDICAL SERVICE	1	760	118	13%	879
CONSULATE HEALTH CARE OF NEW PORT RICHEY	2	748	125	14%	875
DEPARTMENT OF CLINICAL LABS	1	852	19	2%	872
NORTH OKALOOSA MEDICAL CENTER		532	337	39%	869
CVS HEALTH		675	183	21%	858
LOOP PEDIATRICS PA	3	721	130	15%	854
SPEARHEAD MEDICAL		768	85	10%	853
CHILDRENS MEDICAL ASSOCIATION		778	73	9%	851
NORTH SHORE LIJ URGENT CARE PC		799	49	6%	848
JACKSONVILLE BEACH PEDIATRIC CARE CENTER		781	64	8%	845
COASTAL PHYSICIANS, LLC		681	160	19%	841
Point of Care Testing	1	119	713	86%	833
REDI MED LLC		669	160	19%	829
BREVARD HEALTH ALLIANCE		553	275	33%	828
DOCTOR'S MEMORIAL HOSPITAL		662	165	20%	827
FAMILY HEALTH CENTERS OF SWF LABS	2	730	94	11%	826
COLLIER URGENT CARE CENTERS CREEKSIDE		742	84	10%	826
CRUCIAL CARE EMERGENCY MEDICINE DOCTORS		659	163	20%	822
FLORIDA HOSPITAL ORLANDO		743	74	9%	817
ASAP LABS LLC	7	655	151	19%	813
Tampa Lakes Health and Rehabilitation Center	2	736	73	9%	811
24 HOUR PEDIATRIC CARE CENTER	4	749	58	7%	811
ASCENSION ST VINCENT'S - CLAY		775	35	4%	810

COVID-19: testing by laboratory

Data through Mar 28, 2021 verified as of Mar 29, 2021 at 09:25 AM

Data in this report are provisional and subject to change.

The numbers in the table below represent the number of Florida and non-Florida residents for whom test results were received by the Department of Health. A person can be tested by more than one laboratory and can have both positive and negative results. **Therefore, the sum of the numbers in each column will be larger than the total number of people tested.**

Reporting lab	Inconclusive	Negative	Positive	Percent positive	Total
NCHMD, INC SOUTHEAST IMMEDIATE CARE		628	179	22%	807
VIERA HOSPITAL, INC		638	166	21%	804
AUGUSTUS LABS LLC		663	140	17%	803
PRIMARY CARE SERVICES AT INDIAN RIVER ESTATES		778	25	3%	803
LAB DOCTOR		705	95	12%	800
NITE LITE PEDIATRICS		234	564	71%	798
MIDWAY SPECIATLY CARE CENTER		574	221	28%	795
SOLARIS HEALTHCARE CHARLOTTE HARBOR		747	48	6%	795
PRIMARY CARE SERVICES AT ST ANDREWS ESTATES		794			794
NORTH FLORIDA MEDICAL GROUP		645	146	18%	791
DYNIX DIAGNOSTICS	2	528	261	33%	791
LIFE CARE CENTER OF NEW PORT RICHEY		754	37	5%	791
GOLDEN GATE FAMILY CLINIC		332	458	58%	790
NONE		308	482	61%	790
CALHOUN LIBERTY HOSPITAL		622	162	21%	784
FG RAPID RESULTS	5	470	308	39%	783
CARE ONE OF FLORIDA LLC		536	244	31%	780
PALM GARDEN OF PORT SAINT LUCIE		765	10	1%	775
CENTRAL FLORIDA HEALTH CARE INC		664	110	14%	774
AMERICAN MEDICAL RESPONSE		765	8	1%	773
ANY LAB TEST NOW	1	519	252	33%	772
DAIRY ROAD URGENT CARE	2	643	125	16%	770
VITAS HEALTHCARE CORPORATION OF FLA	1	763	5	1%	769
MACDILL AIR FORCE BASE		712	51	7%	763
VENICE REGIONAL BAYFRONT HEALTH (PULMONARY)		637	126	17%	763
PALACE NURSING HOME & REHAB CENTER		726	36	5%	762
EAST LAKE PEDIATRICS PA		688	72	9%	760
CYPRESS VILLAGE	1	733	25	3%	759
POINT WASHINGTON MEDICAL CLINIC	1	551	207	27%	759
Victoria Nursing and Rehabilitation Center		706	53	7%	759
SPRING HILL HEALTH AND REHABILITATION CENTER		728	25	3%	753
NORTHEAST FLORIDA NEUROLOGY CLINICS, INC		637	113	15%	750
TELESCOPE HEALTH LLC	4	626	114	15%	744
PEBBLEBROOK PHARMACY	1	623	120	16%	744
WILLOWBROOKE COURT AT EDGEWATER POINTE ESTATES		735	9	1%	744
SANTA ROSA MEDICAL GROUP		575	166	22%	741
ORLANDO HEALTH AND REHAB CENTER		694	44	6%	738
ADVENT HEALTH LAB - ORLANDO		434	304	41%	738
CLINICAL PATHOLOGY LABS INC		664	73	10%	737
KENDALL HEALTHCARE PROPERTIES DBA	2	705	27	4%	734
FLORIDA GULF COAST UNIVERSITY		545	187	26%	732
ETHOS WELLNESS PHARMACY		682	45	6%	727
GULF COAST VILLAGE		688	36	5%	724
FLAGLER COUNTY HEALTH DEPARTMENT	3	554	166	23%	723
EXPRESS PHARMACY		664	54	8%	718
DISNEY COVID TEST SITE		703	13	2%	716
SOUTHEAST ALABAMA MEDICAL CENT		659	56	8%	715

COVID-19: testing by laboratory

Data through Mar 28, 2021 verified as of Mar 29, 2021 at 09:25 AM

Data in this report are provisional and subject to change.

The numbers in the table below represent the number of Florida and non-Florida residents for whom test results were received by the Department of Health. A person can be tested by more than one laboratory and can have both positive and negative results. **Therefore, the sum of the numbers in each column will be larger than the total number of people tested.**

Reporting lab	Inconclusive	Negative	Positive	Percent positive	Total
BREVARD HEALTH ALLIANCE INC, THE		673	41	6%	714
Fernandina Beach Rehabilitation and Nursing Center	1	694	19	3%	714
MAIN STREET MEDICAL CENTER		178	528	75%	706
PHYSICIANS STAT LAB INC		619	86	12%	705
GRAND COURT TAMPA		701	4	1%	705
Crestview Rehabilitation Center	5	568	129	18%	702
BOND AND STEELE CLINIC PA		494	202	29%	696
PREMIER MEDICAL LABORATORY SERVICES	2	468	225	32%	695
ADVENTHEALTH MEDICAL GROUP PROMPT CARE		499	194	28%	693
MOORINGS PARK INSTITUTE, INC, THE		658	28	4%	686
PALM GARDEN OF VERO BEACH		645	41	6%	686
NCH HEALTHCARE SYSTEM MICROBIOLOGY LAB		2	678	100%	680
MINI ER ADULT AND PEDIATRIC URGENT CARE		574	98	15%	672
MEDONE URGENT CARE CENTER		448	223	33%	671
FAMILY HEALTH CENTERS OF SOUTHWEST FLORIDA INC		592	79	12%	671
TREE HOUSE PEDIATRICS PLLC		603	67	10%	670
MEDICAL FP – WHOLE FAMILY HEALTH CENTER		549	120	18%	669
MOUNT SINAI LABORATORY		638	30	4%	668
BOCA GRANDE HEALTH CLINIC		635	33	5%	668
LIFE CARE CENTER OF ORANGE PARK		635	32	5%	667
SUWANNEE HEALTH AND REHABILITATION CENTER		662	5	1%	667
JOHN KNOX VILLAGE HEALTH CENTER		642	24	4%	666
GULF COAST MOLECULAR LABORATORIES	13	550	102	15%	665
LIFE CARE CENTER OF PENSACOLA		615	49	7%	664
ORANGE BLOSSOM FAMILY HEALTH		629	33	5%	662
ST JOHN'S NURSING CENTER		637	23	3%	660
AFC URGENT CARE CLEARWATER	1	169	488	74%	658
THE PRESERVE		646	10	2%	656
POINT OF CARE TESTING SITE		630	25	4%	655
MANOR PINES CONVALESCENT CENTER LLC	1	631	21	3%	653
BETHESDA HEALTH URGENT CARE		543	106	16%	649
MAVERICK LABS		460	188	29%	648
FORT MYERS INTERNAL MEDICINE, LLC		584	64	10%	648
MEDICAL CENTER OF DELTONA, INC		544	102	16%	646
VETERANS AFFAIRS MEDICAL CENTER	1	41	602	93%	644
CARITHERS PEDIATRIC GROUP		589	53	8%	642
BOND CLINIC PA PEDIATRICS DEPT		588	49	8%	637
LIFE CARE CENTER OF HILLIARD		615	22	3%	637
MANOR CARE HEALTH SERVICES - FT MYERS		611	26	4%	637
CLEWISTON NURSING AND REHABILITATION CENTER		622	14	2%	636
HOLMES REGIONAL MEDICAL CENTER		11	625	98%	636
MID-FLORIDA PATHOLOGY		474	158	25%	632
BUFFALO CROSSING HEALTHCARE & REHABILITATION CTR		616	15	2%	631
City Medical Of New Jersey, Pc		572	56	9%	628
WILLOW BROOKE COURT AT INDIAN RIVER ESTATES		584	44	7%	628
PEDIATRIC HEALTHCARE ALLIANCE		590	37	6%	627
GOLDEN GLADES NURSING & REHABILITATION CTR		609	17	3%	626

COVID-19: testing by laboratory

Data through Mar 28, 2021 verified as of Mar 29, 2021 at 09:25 AM

Data in this report are provisional and subject to change.

The numbers in the table below represent the number of Florida and non-Florida residents for whom test results were received by the Department of Health. A person can be tested by more than one laboratory and can have both positive and negative results. **Therefore, the sum of the numbers in each column will be larger than the total number of people tested.**

Reporting lab	Inconclusive	Negative	Positive	Percent positive	Total
MEDONE URGENT CARE AT ST. AUGUSTINE		214	411	66%	625
PHYSICIANS PRIMARY CARE LAB	1	552	71	11%	624
EDEN SPRINGS NURSING AND REHAB CENTER		513	110	18%	623
WATSON THERAPEUTICS INC	1	592	28	5%	621
NATURE COAST MEDICAL GROUP		515	102	17%	617
DIAMOND RIDGE HEALTH AND REHABILITATION		582	32	5%	614
VITAS HEALTHCARE CORP OF CENTRAL FL		589	25	4%	614
CLINICAL ENTERPRISE, INC		592	21	3%	613
SEBASTIAN RIVER MEDICAL CENTER	2	441	170	28%	613
PEDIATRIC HEALTHCARE ALLIANCE PA		561	51	8%	612
HOLY CROSS HOSPITAL		12	598	98%	610
RESTORE HEALTH URGENT CARE		487	122	20%	609
VETERANS AFFAIRS MEDICAL CENTER - JAMES A HALEY			608	100%	608
BALDWIN PEDIATRICS	1	574	29	5%	604
CONSULATE HEALTHCARE OF VERO BEACH	14	506	83	14%	603
NCH HEALTHCARE BONITA		468	134	22%	602
NSPIRE HEALTHCARE MIAMI LAKES	8	579	14	2%	601
PATIENTS FIRST - MAHAN DRIVE		164	436	73%	600
EMERALD SHORES HEALTH AND REHABILITATION		502	97	16%	599
MAYFLOWER ASSISTED LIVING		592	6	1%	598
PENSACOLA PEDIATRICS PA - TIGER POINT	21	564	8	1%	593
BROOKDALE FORT MYERS CYPRESS LAKE		590	2	0%	592
J AND G MEDICAL GROUP LLC		486	105	18%	591
OCALA FAMILY MEDICAL CENTER INC	2	509	73	13%	584
HMA SANTA ROSA MEDICAL CENTER LLC DBA		462	122	21%	584
SHORELINE PHYSICIAN GROUP		364	219	38%	583
SABAL PALMS HEALTH AND REHAB		528	52	9%	580
BALDOMERO LOPEZ STATE VETERANS NURSING HOME	2	574	4	1%	580
CLIFFORD CHESTER SIMS STATE VETERANS		565	12	2%	577
THERADOC		152	425	74%	577
PALM GARDEN OF TAMPA		546	29	5%	575
DAVITA LABORATORY		471	104	18%	575
CONTINENTAL CLINICAL RESEARCH, LLC		523	50	9%	573
TENNESSEE DOH - NASHVILLE	2	504	66	12%	572
MEDICAL VB		451	121	21%	572
WHITE-WILSON MEDICAL CENTER - FORT WALTON BEACH		550	21	4%	571
SOLARIS HEALTHCARE LAKE CITY		471	100	18%	571
PIONEER CLINICAL LAB LLC		463	105	18%	568
EXPRESS URGENT CARE LLC		1	567	100%	568
Plantation Bay Rehabilitation Center		542	24	4%	566
CHILDRENS CLINIC WEST FLORIDA PEDIATRICS		517	47	8%	564
PREMIER MEDICAL CENTER LLC	11	523	28	5%	562
ECCOLAB GROUP	1	148	413	73%	562
PALM GARDEN OF CLEARWATER		543	18	3%	561
MANOR CARE NURSING CENTER OF SARASOTA FL LLC		472	87	16%	559
CHILDRENS MEDICAL ASSOCIATION PA		498	60	11%	558
BAPTIST PRIMARY CARE	2	448	108	19%	558

COVID-19: testing by laboratory

Data through Mar 28, 2021 verified as of Mar 29, 2021 at 09:25 AM

Data in this report are provisional and subject to change.

The numbers in the table below represent the number of Florida and non-Florida residents for whom test results were received by the Department of Health. A person can be tested by more than one laboratory and can have both positive and negative results. **Therefore, the sum of the numbers in each column will be larger than the total number of people tested.**

Reporting lab	Inconclusive	Negative	Positive	Percent positive	Total
DASCENA, INC	3	495	59	11%	557
AMERICA'S PHARMACY LLC		491	63	11%	554
HEARTLAND PEDIATRICS OF LAKE WALES		499	55	10%	554
NORTH FL SOUTH GA HCS-LAKE CITY		543	10	2%	553
HARBOUR HEALTH CENTER		537	16	3%	553
RAINBOW PEDIATRIC CENTER PA		516	36	7%	552
The Sands at South Beach		548	4	1%	552
VALENCIA HILLS HEALTH AND REHABILITATION CENTER		538	13	2%	551
NEMOURS CHILDERN'S HOSPITAL		453	98	18%	551
VILLA MARIA NURSING & REHAB CENTER INC	1	534	14	3%	549
Signature HealthCare Center of Waterford		516	32	6%	548
VITAE DIAGNOSTICS		534	13	2%	547
NCF DIAGNOSTICS & DNA TECHNOLOGIES	15	213	318	58%	546
PALMETTO FAMILY HEALTHCARE	1	351	194	36%	546
VETERANS AFFAIRS MEDICAL CENTER - GAINESVILLE		3	541	99%	544
COASTAL URGENT CARE		428	116	21%	544
DOCTORS CENTER,THE		432	111	20%	543
SHORE ACRES CARE CENTER		507	36	7%	543
VETERANS AFFAIRS MEDICAL CENTER - BAY PINES		18	524	97%	542
FOUNTAIN MANOR HEALTH AND REHAB CENTER	1	520	20	4%	541
SEMINOLE NURSING PAVILION		532	8	1%	540
PALM GARDEN OF JACKSONVILLE☐	2	455	80	15%	537
CLARITY LABS		464	70	13%	534
RICARDO NAVARRO DO PA		459	73	14%	532
DOH - INDIAN RIVER		450	81	15%	531
MEDICAL CENTER CLINIC-IMMEDIATE CARE	1	423	104	20%	528
MED FAST URGENT CARE CENTER		260	268	51%	528
FLORIDA DEPARTMENT OF HEALTH IN CALHOUN COUNTY		398	129	24%	527
MICHAEL A MIDDLETON MD PA☐		501	25	5%	526
NEW YORK HOSPITAL LABORATORIES	1	511	12	2%	524
MEMORIAL PEMBROKE 24/7 CARE CENTER		402	122	23%	524
JACKSON MEMORIAL PERDUE MEDICAL CENTER		495	26	5%	521
The Manor at Blue Water Bay		460	60	12%	520
UNIVERSITY OF TAMPA INC, THE		507	12	2%	519
DXTERITY DIAGNOSTICS	2	483	33	6%	518
SIGNATURE HEALTHCARE OF BROOKWOOD GARDENS		511	6	1%	517
BHA CENTRAL COUNTY CLINIC		451	66	13%	517
ARCPOINTS LABS		450	66	13%	516
HOPE HOSPICE AND COMMUNITY SERVICES INC	14	483	19	4%	516
QUOTIENT SCIENCES		501	15	3%	516
ALTAMONTE MD		328	185	36%	513
WEST GABLES HEALTH CARE CENTER		502	10	2%	512
FLORIDA DEPARTMENT OF HEALTH CLAY COUNTY	1	413	98	19%	512
MEDFAST URGENT CARE CENTERS		231	281	55%	512
THE PALACE AT HOMESTEAD	1	490	20	4%	511
RIVER GARDEN HEBREW HOME FOR THE AGED		456	55	11%	511
FIRST CHOICE PEDIATRICS		413	98	19%	511

COVID-19: testing by laboratory

Data through Mar 28, 2021 verified as of Mar 29, 2021 at 09:25 AM

Data in this report are provisional and subject to change.

The numbers in the table below represent the number of Florida and non-Florida residents for whom test results were received by the Department of Health. A person can be tested by more than one laboratory and can have both positive and negative results. **Therefore, the sum of the numbers in each column will be larger than the total number of people tested.**

Reporting lab	Inconclusive	Negative	Positive	Percent positive	Total
Southern Oaks Care Center	1	472	37	7%	510
AFC URGENT CARE FAMILY CARE			510	100%	510
ENZO CLINICAL LABS INC	3	481	25	5%	509
JACKSON MEMORIAL LONG TERM CARE CENTER		481	27	5%	508
INTERNAL MEDICINE & PEDIATRICS OF TAMPA BAY PA		436	70	14%	506
MANOR OAKS NURSING & REHAB CENTER	5	499	2	0%	506
ST CLOUD REGIONAL MEDICAL CENTER CLINICAL LAB		394	111	22%	505
Good Samaritan Society Kissimmee Village		438	65	13%	503
RUSKIN HEALTH CENTER		299	203	40%	502
WHITE WILSON MEDICAL CENTER PA - NAVARRE		385	117	23%	502
FLORIDA HOSPITAL WAUCHULA		364	137	27%	501
HEALTH CENTER AT BRENTWOOD	1	455	45	9%	501
BROWARD PARTNERSHIP	6	486	8	2%	500
HILLCREST HEALTH CARE & REHABILITATION CENTER	3	481	15	3%	499
CLINICAL PATHOLOGY LABS		388	111	22%	499
CITRUS NURSING CENTER LLC		451	46	9%	497
NAPLES CHILDREN'S URGENT CARE		439	56	11%	495
STEWART SEBASTIAN RIVER MEDICAL CENTER		439	56	11%	495
AFC URGENT CARE SEMINOLE			491	100%	491
AFC URGENT CARE TYRONE		2	489	100%	491
ASCEND CLINICAL	5	415	71	14%	491
SANDBAY URGENT CARE		396	95	19%	491
CARENOW	2	277	212	43%	491
SUSANNA WESLEY HEALTH CENTER		453	36	7%	489
MILLER BIOCONNECT		441	47	10%	488
MANOR AT CARPENTERS		456	32	7%	488
FLOMEDILAB		259	228	47%	487
FLO-MEDILAB SERVICES LLC		193	292	60%	485
ORLANDO HEALTH CENTER FOR REHABILITATION		470	14	3%	484
PARKLANDS FACILITY INC	4	438	42	9%	484
HERON POINTE HEALTH AND REHABILITATION	1	478	3	1%	482
BENTON PEDIATRICS INC		434	48	10%	482
NORTH FLORIDA RETIREMENT VILLAGE		479	2	0%	481
MINUTECLINIC LLC, #10357		479	2	0%	481
BERNHARDT LABORATORIES	1	415	65	14%	481
LIFEBRITE	2	273	206	43%	481
PALM GARDEN OF ORLANDO		446	33	7%	479
PW WINDERMERE SUBTENANT LLC		477	2	0%	479
LAUDERDALE NURSING CENTER LLC	1	458	19	4%	478
HARTS HARBOR HEALTH CARE CENTER		457	21	4%	478
MOBILE MEDICAL ASSOCIATES PL	17	408	52	11%	477
FLORIDA HOSPITAL MEDICAL GROUP		280	197	41%	477
Quest Diag Unspecifd	1	319	157	33%	477
AFC URGENT CARE		124	350	74%	474
Colonial Lakes Health Care		431	43	9%	474
NAVAL HOSPITAL - JACKSONVILLE		137	336	71%	473
SOLARIS HEALTHCARE OSCEOLA		448	24	5%	472

COVID-19: testing by laboratory

Data through Mar 28, 2021 verified as of Mar 29, 2021 at 09:25 AM

Data in this report are provisional and subject to change.

The numbers in the table below represent the number of Florida and non-Florida residents for whom test results were received by the Department of Health. A person can be tested by more than one laboratory and can have both positive and negative results. **Therefore, the sum of the numbers in each column will be larger than the total number of people tested.**

Reporting lab	Inconclusive	Negative	Positive	Percent positive	Total
PALM GARDEN OF OCALA		374	98	21%	472
NURSING PLUS OF BROWARD LLC	1	451	20	4%	472
LIFE CARE CENTER OF PALM BAY□		444	27	6%	471
LITTLE PINE PEDIATRICS PLLC	3	409	58	12%	470
DBI HEALTH INC		454	15	3%	469
Palm Garden of Largo		464	4	1%	468
Cypress Cove Care Center		367	100	21%	467
SUNSHINE URGENT CARE LLC		318	148	32%	466
MINUTE CLINIC INCORPORATE		444	22	5%	466
CARE ONE OF FLORIDA	1	318	146	31%	465
BROOKDALE PALMER RANCH	1	406	57	12%	464
CONSULATE HEALTH CARE OF BAYONET POINT	4	453	7	2%	464
ELLENTON PEDIATRICS		444	18	4%	462
NEW YORK PRESBYTERIAN - CUMC CLINICAL		443	18	4%	461
THE PALACE MANAGEMENT - THE PALACE AT CORAL GABLES		458	3	1%	461
VITAS LUTHERAN TOWERS INPATIENT PROGRAM		394	64	14%	458
HOSPICE OF THE FLORIDA SUNCOAST,THE		454	3	1%	457
MEDSCAN LABORATORY INC	1	242	214	47%	457
PALM GARDEN OF WINTER HAVEN	3	438	16	4%	457
ANCIENT CITY PEDIATRICS	1	438	17	4%	456
ADVENT HEALTH - DELTONA ER		380	76	17%	456
Williston Care Center		395	61	13%	456
ABBEE DELRAY		449	6	1%	455
NEW PLANT CITY FAMILY CARE	1	247	207	45%	455
ADVENTHEALTH EXPRESS CARE AT WALGREENS 49TH STREET		388	67	15%	455
CLARIDGE HOUSE NURSING CENTER		437	18	4%	455
WELL-BEING MEDICAL CENTER PLLC		411	41	9%	452
Q ANSWER LAB	1	392	59	13%	452
FHMG FLORIDA HOSPITAL MEDICAL GROUP		413	39	9%	452
MAGNOLIA FAMILY URGENT CARE		408	43	10%	451
Solaris HealthCare Windermere		419	32	7%	451
MEDIPATH		29	420	94%	449
Ocala Health and Rehabilitation Center		426	21	5%	447
GANDY CROSSING CARE CENTER	1	429	15	3%	445
BROOKSVILLE HEALTHCARE CENTER LLC□		431	13	3%	444
DIAMOND RIDGE HEALTH AND REHABILITATION CENTER		422	22	5%	444
SMA SPECIALTY MEDICAL LAB		120	323	73%	443
GOOD SAMARITAN CENTER		440	3	1%	443
Solaris Healthcare Daytona	2	394	47	11%	443
NORTH FLORIDA REHABILITATION & SPECIALTY CARE□		436	6	1%	442
STARKE FAMILY MEDICAL CENTER		353	89	20%	442
HEALTHY STEPS PEDIATRICS		394	47	11%	441
SANTA ROSA CENTER FOR REHABILITATION AND HEALING		370	71	16%	441
EMERITUS AT NAPLES	2	437	1	0%	440
EPN URGENT CARE		83	357	81%	440
ARTHREX MEDICAL CENTER	1	329	110	25%	440
ADDINGTON PLACE AT WELLINGTON GREEN		427	9	2%	436

COVID-19: testing by laboratory

Data through Mar 28, 2021 verified as of Mar 29, 2021 at 09:25 AM

Data in this report are provisional and subject to change.

The numbers in the table below represent the number of Florida and non-Florida residents for whom test results were received by the Department of Health. A person can be tested by more than one laboratory and can have both positive and negative results. **Therefore, the sum of the numbers in each column will be larger than the total number of people tested.**

Reporting lab	Inconclusive	Negative	Positive	Percent positive	Total
PRO HEALTH		188	248	57%	436
ST ANDREWS BAY SKILLED NURSING &		374	61	14%	435
SOUTHERN LABORATORY SERVICES OF NWF		400	34	8%	434
Darcy Hall Of Life Care		420	13	3%	433
APP-UNIPATH, LLC	2	416	15	3%	433
AVECINA MEDICAL JULINGTON	1	240	189	44%	430
FLORIDA DEPT OF HEALTH IN BREVARD COUNTY	3	364	63	15%	430
MEMPHIS PATHOLOGY LABORATORY	4	406	20	5%	430
VITAS HEALTHCARE CORPORATION		424	5	1%	429
TIDEWELL HOSPICE INC	2	419	7	2%	428
ORLANDO VA MEDICAL CENTER			427	100%	427
ADVENTHEALTH MEDICAL GROUP PROMPT CAR	1	307	119	28%	427
ABBOTT DIAGNOSTICS		408	18	4%	426
SOLARIS HEALTHCARE MERRITT ISLAND		384	41	10%	425
ROLLINS COLLEGE WELLNESS CENTER		130	293	69%	423
ASSOCIATESMD MEDICAL GROUP INC		362	60	14%	422
LEHIGH REGIONAL MEDICAL CENTER LAB	2	372	47	11%	421
Bardmoor Oaks Healthcare and Rehabilitation Center		410	11	3%	421
BRISTOL AT TAMPA, THE	4	408	8	2%	420
GARCIA CLINICAL LABORATORY		28	392	93%	420
INDIAN RIVER CTR, LLC		370	50	12%	420
Manatee Springs Rehabilitation and Nursing Center		399	20	5%	419
AMEERAH LABS, LLC	2	334	83	20%	419
PINES OF SARASOTA		412	5	1%	417
CLERMONT HEALTH AND REHABILITATION CENTER		384	32	8%	416
Destin Healthcare and Rehabiliation Center	1	373	40	10%	414
ORCHARD PARK HEALTH & REHABILITATION		408	5	1%	413
PORT SAINT LUCIE HOSPITAL		403	9	2%	412
MINUTECLINIC LLC #3671		366	44	11%	410
SOLARIS HEALTHCARE BAYONET POINT		393	17	4%	410
QUALITOX LABORATORIES		231	178	44%	409
WATERMARK LAKE POINTE WOODS LLC		391	18	4%	409
FLORIDA DEPARTMENT OF HEALTH		360	49	12%	409
Timberridge Center for Rehabilitation and Healing		374	34	8%	408
MOOSEHAVEN HEALTH CENTER		370	38	9%	408
MEDLAB DIAGNOSTICS, LLC		378	30	7%	408
BAPTIST PRIMARY CARE, INC		379	28	7%	407
FLORIDA HOSPITAL HEARTLAND MED CTR LAKE PLACID		309	98	24%	407
THE SPRINGS AT BOCA CIEGA BAY		395	11	3%	406
TREASURE COAST COMMUNITY HEALTH	3	337	66	16%	406
KINDRED HOSPITAL	10	378	18	4%	406
TIDE LABORATORIES		362	43	11%	405
PEDIATRICS BY THE SEA		388	17	4%	405
CHAUTAUQUA REHABILITATION AND NURSING CENTER		395	10	2%	405
UNIVERSITY OF TAMPA STUDENT HEALTH AND SHC CLINICAL LABORATORY		249	156	39%	405
TRI-COUNTY NURSING AND REHABILITATION CENTER INC		389	15	4%	404
FLORIDA DEPARTMENT OF HEALTH IN LIBERTY COUNTY	3	305	96	24%	404

COVID-19: testing by laboratory

Data through Mar 28, 2021 verified as of Mar 29, 2021 at 09:25 AM

Data in this report are provisional and subject to change.

The numbers in the table below represent the number of Florida and non-Florida residents for whom test results were received by the Department of Health. A person can be tested by more than one laboratory and can have both positive and negative results. **Therefore, the sum of the numbers in each column will be larger than the total number of people tested.**

Reporting lab	Inconclusive	Negative	Positive	Percent positive	Total
Life Care Center of Punta Gorda	1	389	13	3%	403
Consulate Health Care of North Fort Myers		390	12	3%	402
E-LAB OF FLORIDA		363	38	9%	401
PRINCIPLE LABORATORY	7	386	7	2%	400
BONIFAY NURSING AND REHAB CENTER		369	30	8%	399
ADVENTHEALTH EXPRESS CARE AT		326	72	18%	398
FAMILY CARE PARTNERS OF NORTHEAST FLORIDA LLC		323	74	19%	397
SUNLAND MARIANNA COX MEDICAL CENTER		354	43	11%	397
HEALTHWORKS MED GROUP OF FLORIDA PA	3	386	8	2%	397
BLOUNTSTOWN REHABILITATION CENTER LLC		290	106	27%	396
Bayside Care Center	1	374	20	5%	395
AYERS HEALTH & REHABILITATION CENTER		388	7	2%	395
MINI ER AND URGENT CARE		289	105	27%	394
VILLAGE DOCTORS OF KEYSTONE		312	81	21%	393
DIAGNOSTIC & CLINICAL CARE SERVICES INC DBA		316	77	20%	393
LIFE CARE CENTER OF WINTER HAVEN		374	18	5%	392
LIFE CARE PONTE VEDRA INC		382	9	2%	391
BARBER		13	376	97%	389
DIGNITY HEALING, LLC		374	15	4%	389
PALMS OF SEBRING		354	34	9%	388
ST PETERSBURG PEDIATRICS-PARK BLVD		353	34	9%	387
PruittHealth Panama City	1	319	64	17%	384
NATIONS BEST FAMILY HEALTH CARE		205	179	47%	384
UR MEDICINE LABS- CENTRAL LABORATORY		359	24	6%	383
PALM GARDEN OF WEST PALM BEACH□	4	363	15	4%	382
SEASIDE HEALTH AND REHABILITATION CENTER		324	58	15%	382
PEDIATRIC ASSOCIATES OF OCALA PA		349	32	8%	381
BROOKDALE PADDOCK HILLS	2	377	2	1%	381
AVANTE AT OCALA INC	2	347	31	8%	380
PLANT CITY PEDIATRICS	1	305	73	19%	379
BARTON HEALTH ALLIANCE	3	331	45	12%	379
SERENADES IN THE VILLAGES		325	53	14%	378
BAYA PHARMACY WEST		8	368	98%	376
SPECIALTY HEALTH AND REHABILITATION CENTER		350	25	7%	375
Stacey Health Care Centers Inc. dba Riverside Care Center		344	30	8%	374
ACCESS MEDICAL CENTER	1	344	29	8%	374
TRINITY REGIONAL REHAB CENTER		359	15	4%	374
FAIR HAVENS CENTER, OPCO		367	7	2%	374
FLORIDA HEART & VASCULAR MULTISPECIALTY GROUP PA		275	98	26%	373
ST PETERSBURG PEDIATRICS-SEMINOLE BLVD		307	66	18%	373
MANOR CARE OF BOYNTON BEACH LLC		349	24	6%	373
Life Care Center of Ocala		304	69	18%	373
FAMILY EXPRESS URGENT CARE		5	367	99%	372
HENDRY REGIONAL MEDICAL CENTER		107	265	71%	372
BROOKDALE LAKE TAVARES		365	6	2%	371
WELL HEALTH WORKS	1	329	41	11%	371
ADVENT HEALTH - WESTCHASE ER		321	50	13%	371

COVID-19: testing by laboratory

Data through Mar 28, 2021 verified as of Mar 29, 2021 at 09:25 AM

Data in this report are provisional and subject to change.

The numbers in the table below represent the number of Florida and non-Florida residents for whom test results were received by the Department of Health. A person can be tested by more than one laboratory and can have both positive and negative results. **Therefore, the sum of the numbers in each column will be larger than the total number of people tested.**

Reporting lab	Inconclusive	Negative	Positive	Percent positive	Total
URGENT CARE BETHESDA	1	318	52	14%	371
HARDEE MANOR HEALTH CARE CENTER	1	366	3	1%	370
SEA BREEZE REHAB AND NURSING CENTER☐		361	9	2%	370
UNIVERSITY OF CENTRAL FLORIDA HEALTH SERVICES		361	8	2%	369
INFORM DIAGNOSTICS		360	9	2%	369
SIGNATURE HEALTHCARE OF NORTH FLORIDA		365	4	1%	369
ADVENT HEALTH - TAMPA		148	220	60%	368
TRENTON MEDICAL CENTER INC DBA PALMS MEDICAL GROUP	4	270	93	25%	367
HCSO OCCUPATIONAL HEALTH AND WELLNESS CENTER		291	76	21%	367
HEALTH PARK CARE CENTER		362	4	1%	366
solaris Healthcare Parkway	2	345	17	5%	364
VETERANS AFFAIRS MEDICAL CENTER - LAKE CITY		52	312	86%	364
AMBULATORY SURGERY CENTER OF BOCA RATON LTD		360	4	1%	364
HEALTH CENTRAL PARK		297	66	18%	363
ORCHARD RIDGE CARE AND REHABILITATION CENTER		343	19	5%	362
HOLISTIX TREATMENT CENTERS		350	10	3%	360
ONESTOP MEDICAL AND URGENT CARE LLC		312	47	13%	359
ADVENT HEALTH - TIMBERRIDGE ER		303	55	15%	358
HAINES CITY REHABILITATION AND NURSING CENTER		334	24	7%	358
VILLAGE DOCTORS FAMILY MEDICAL CENTER OF		294	64	18%	358
SANFORD LABORATORIES		332	26	7%	358
SUN COUNTRY PEDIATRICS PLLC	9	317	31	9%	357
Bay Breeze Senior Living and Rehabilitation Center		304	53	15%	357
SABAL DIRECT PRIMARY CARE, PA		296	61	17%	357
HARDEE COUNTY HEALTH DEPARTMENT		286	70	20%	356
URGENT CARE EXPRESS LLC		41	314	88%	355
WHITE-WILSON MEDICAL CENTER - NICEVILLE		315	40	11%	355
AZALEA TRACE PHYSICIAN SERVICES		350	4	1%	354
AVANTE AT MT DORA		347	7	2%	354
ATLANTIC SHORES NURSING AND REHAB CENTER	1	343	10	3%	354
TUSKAWILLA NURSING AND REHAB CENTER	2	345	7	2%	354
TAMARAC REHABILITATION & HEALTH CENTER		349	4	1%	353
MY CLINICAL LAB		224	129	37%	353
MANORCARE HEALTH SERVICES - VENICE		298	55	16%	353
Parkview Rehabilitation Center at Winter Park		342	10	3%	352
MEDFAST URGENT CARE CENTER		122	230	65%	352
ROSEWOOD HEALTH AND REHABILITATION CENTER		330	22	6%	352
BRIDGEWATER PARK HEALTH AND REHAB		322	30	9%	352
VILLAGE AT VIENNA SQUARE,THE☐	6	329	17	5%	352
Palmetto Subacute Care Center		341	11	3%	352
BAYSHORE DIAGNOSTICS		310	41	12%	351
COLOR GENOMICS, INC.	2	343	6	2%	351
CORAL BAY HEALTHCARE AND REHABILITATION	1	338	12	3%	351
OCEAN VIEW NURSING AND REHAB CENTER		334	17	5%	351
Marshall Health and Rehabilitation Center		300	49	14%	349
BAY VILLAGE OF SARASOTA INC		346	3	1%	349
WALGREENS 3173		319	30	9%	349

COVID-19: testing by laboratory

Data through Mar 28, 2021 verified as of Mar 29, 2021 at 09:25 AM

Data in this report are provisional and subject to change.

The numbers in the table below represent the number of Florida and non-Florida residents for whom test results were received by the Department of Health. A person can be tested by more than one laboratory and can have both positive and negative results. **Therefore, the sum of the numbers in each column will be larger than the total number of people tested.**

Reporting lab	Inconclusive	Negative	Positive	Percent positive	Total
FL HUD DESTIN, LLC D/B/A GRAND BOULEVARD HEALTH		308	39	11%	347
EXCEL PEDIATRICS		294	52	15%	346
HEALTH DESIGNS		332	14	4%	346
ARCPPOINT LABS OF SARASOTA MANATEE		266	79	23%	345
USAFSAM/PHE		174	170	49%	344
FAIRWAY OAKS CENTER LLC	6	330	6	2%	342
CORAL TRACE HEALTH CARE☐	2	335	5	1%	342
SPRINGTREE REHAB & HEALTH CARE CENTER		318	24	7%	342
ADVENT HEALTH CENTRA CARE - PALM COAST		80	261	77%	341
CRONOS CLINICAL LABORATORY	22	227	91	27%	340
JAMES A HALEY VETERANS HOSPITAL			340	100%	340
SELECT REFERENCE LABORATORIES, LLC	1	326	12	4%	339
SAMANTHA WILSON CARE CENTER	4	325	10	3%	339
MEDICAL CENTER AT OCEAN REEF,THE		321	17	5%	338
Coastal Health and Rehabilitation Center		327	11	3%	338
AVANTE AT LEESBURG INC		335	2	1%	337
PENSACOLA PEDIATRICS, PA		318	17	5%	335
BAPTIST PRIMARY CARE INC	1	309	25	7%	335
KISSIMMEE FACILITY OPERATIONS LLC		311	24	7%	335
ENCOMPASS HEALTH REHABILITATION HOSPITAL OF SUNRISE	8	320	6	2%	334
ELMHURST HOSPITAL CENTER	1	305	28	8%	334
AVENTURA REHAB AND NURSING CENTER		319	15	4%	334
FLORIDA HEALTH CARE PLANS			333	100%	333
NORTH PINELLAS STATMED QUICK QUALITY CLINICS		236	97	29%	333
EMERALD COAST PEDIATRICS & ADOL		298	35	11%	333
24/7 PEDIATRIC CARE CENTERS INC		312	20	6%	332
LAKE EUSTIS HEALTH AND REHABILITATION CENTER		323	8	2%	331
ELMCROFT PINECREST	1	307	23	7%	331
MIDWAY SPECIALTY CARE CENTER	3	213	114	35%	330
Life Care Center at Inverrary		321	9	3%	330
Life Care Center at Wells Crossing		309	21	6%	330
HOLIDAY CVS LLC DBA CVS/PHARMACY #0440		319	11	3%	330
PEDIATRIC HEALTH CARE ALLIANCE, PA		295	34	10%	329
RIVERS FAMILY MEDICINE PA		245	81	25%	326
SILVER CREEK SENIOR LIVING COMMUNITY		321	5	2%	326
SOUTHWEST ORLANDO FAMILY MEDICINE, PL		273	53	16%	326
COMMUNITY HEALTH AND REHABILITATION CENTER		263	62	19%	325
OKEECHOBEE COUNTY HEALTH DEPT	1	231	93	29%	325
PIONEER CLINICAL LAB, LLC		212	113	35%	325
The Care Center at Pinellas Park	1	315	8	2%	324
ESTERO ISLAND MEDICAL CENTER		257	67	21%	324
LabCorp (Non-Interfaced)	1	127	196	60%	324
TAVARES PEDIATRICS		273	51	16%	324
PALM BEACH PEDIATRICS PA	2	282	39	12%	323
ARGO SENIOR LIVING AT HAVERHILL		303	20	6%	323
KENNEDY PAIN CLINIC GROUP LLC		289	33	10%	322
PALMS REHABILITATION AND HEALTHCARE CENTER		284	38	12%	322

COVID-19: testing by laboratory

Data through Mar 28, 2021 verified as of Mar 29, 2021 at 09:25 AM

Data in this report are provisional and subject to change.

The numbers in the table below represent the number of Florida and non-Florida residents for whom test results were received by the Department of Health. A person can be tested by more than one laboratory and can have both positive and negative results. **Therefore, the sum of the numbers in each column will be larger than the total number of people tested.**

Reporting lab	Inconclusive	Negative	Positive	Percent positive	Total
DELTONA HEALTH CARE		298	24	7%	322
EPWORTH VILLAGE RETIREMENT COMMUNITY		315	6	2%	321
BEAR CREEK NURSING CENTER		316	5	2%	321
GOOD SAMARITAN SOCIETY-DAYTONA		298	21	7%	319
JACKSON PLAZA NURSING & REHAB CENTER	6	306	7	2%	319
PruittHealth Santa Rosa		225	94	29%	319
SOLARIS HEALTHCARE LAKE BENNET		282	36	11%	318
BIOCEPT		296	22	7%	318
KEY WEST HEALTH AND REHAB	1	309	8	3%	318
LASER & SURGERY CENTER OF THE PALM BEACHES☐		315	2	1%	317
PHYSICIANS REGIONAL WALK-IN		190	126	40%	316
REHABILITATION CENTER OF LAKE CITY, THE		288	28	9%	316
ADVANCED AMBULATORY SURGERY CENTER		302	13	4%	315
MY HEALTHY BLUEPRINT BY BAPTIST HEALTH CARE		263	52	17%	315
MEDEXPRESS LUTZ		3	311	99%	314
ST LUCIE EMPLOYEE HEALTH & WELLNESS CENTER		308	6	2%	314
Avante at Inverness		311	3	1%	314
AVELLINO LAB USA, INC	1	300	12	4%	313
GENESIS MEDICAL LABORATORY MIAMI FL.		83	230	73%	313
JACKSONVILLE KIDS PEDIATRICS, PLLC		278	35	11%	313
FAMILY CARE PARTNERS OF NE FLORIDA LLC		240	72	23%	312
ROSEN MEDICAL CENTER		270	41	13%	311
Life Care Center of Sarasota		298	13	4%	311
SIGNATURE HEALTHCARE AT THE COURTYARD		264	47	15%	311
REGENTS PARK OF BOCA RATON☐		308	3	1%	311
FRICKS PHARMACY		247	63	20%	310
Heartland Healthcare of Ft. Myers	1	308	1	0%	310
AMERICAN FINNISH NURSING HOME	2	300	8	3%	310
ST CATHERINE'S WEST REHABILITATION HOSPITAL		296	13	4%	309
HOLLEY NAVARRE MEDICAL CLINIC		231	78	25%	309
ST JUDE CHILDREN'S RESEARCH HOSPITAL		293	15	5%	308
HEATHER HILL HEALTHCARE CENTER		260	46	15%	306
LAKELAND REGIONAL HEALTH SYSTEMS INC		39	266	87%	305
LUTHERAN HAVEN		296	9	3%	305
SAINTS 120 LLC	1	270	34	11%	305
ST JAMES HEALTH AND REHABILITATION CENTER		220	85	28%	305
Solaris Healthcare Coconut Creek		299	6	2%	305
CLARE BRIDGE ORMOND BEACH	1	303			304
DEPARTMENT OF HEALTH BUREAU OF FAMILY		297	6	2%	303
HOMESTEAD MANOR	2	260	41	14%	303
MANORCARE AT LELY PALMS		297	5	2%	302
CHEEK AND SCOTT DRUGS INC		251	51	17%	302
CHURCH OF SCIENTOLOGY FLAG SERVICE ORGANIZATION		299	3	1%	302
MANOR CARE OF NAPLES FL LLC		297	3	1%	300
WIMAUMA COMMUNITY HEALTH CENTER		242	57	19%	299
BOCA BIOLISTICS REFERENCE LABORATORY	2	185	112	37%	299
LA MER NH LLC☐		294	5	2%	299

COVID-19: testing by laboratory

Data through Mar 28, 2021 verified as of Mar 29, 2021 at 09:25 AM

Data in this report are provisional and subject to change.

The numbers in the table below represent the number of Florida and non-Florida residents for whom test results were received by the Department of Health. A person can be tested by more than one laboratory and can have both positive and negative results. **Therefore, the sum of the numbers in each column will be larger than the total number of people tested.**

Reporting lab	Inconclusive	Negative	Positive	Percent positive	Total
OSPREY LODGE		238	59	20%	297
BUENA VISTA URGENT CARE		264	33	11%	297
LAKE PARK OF MADISON		285	11	4%	296
CROSS POINTE CARE CENTER	2	288	6	2%	296
BROOKDALE DESTIN		284	12	4%	296
HUNT CLUB PEDIATRIC ASSOCIATES, P.A.		254	41	14%	295
TALLAHASSEE NHHI LLC	1	267	27	9%	295
BAY COUNTY SHERIFFS OFFICE JAIL FACILITY		249	45	15%	294
NORTHWEST MEDICAL CENTER CLINICAL LABORATORY		175	118	40%	293
Avante at Orlando	1	286	6	2%	293
CONSULATE HEALTH CARE OF SAFETY HARBOR		286	7	2%	293
The Grove Health and Rehabilitation		270	23	8%	293
LONGWOOD FAMILY PRACTICE		224	69	24%	293
DAYTONA BEACH HEALTH AND REHAB CENTER		290	2	1%	292
BIOIQ		243	48	16%	291
Avante at St Cloud, Inc.		283	8	3%	291
SILVERCREST HEALTH AND REHABILITATION CENTER	3	280	8	3%	291
ARCPOINT LABS OF ST PETERSBURG		205	85	29%	290
AVON PARK PEDIATRICS INC	3	259	27	9%	289
PALM GARDEN OF GAINESVILLE	2	285	2	1%	289
PEDIATRICS IN BREVARD PA		236	53	18%	289
AMERICAN HEALTH ASSOCIATES INC	1	270	18	6%	289
AUBURN UNIVERSITY MEDICAL CLINIC		227	62	21%	289
LODGE HEALTH AND REHABILITATION CENTER, THE		256	32	11%	288
RULEME CENTER	2	260	26	9%	288
FLORIDA KEYS PEDIATRICS & ADOLESCENT CENTER		271	16	6%	287
ACCURATE DIAGNOSTIC LABS, INC		270	17	6%	287
HOSPICE OF LAKE & SUMTER INC	1	280	6	2%	287
TIERRA PINES CENTER		274	12	4%	286
DOCTORS MEMORIAL HOSPITAL		155	130	46%	285
FLETCHER HEALTH AND REHABILITATION CENTER		284	1	0%	285
AURORA DIAGNOSTICS BERNHARDT LABORATORIES PATHOLOGY SERVICE		190	93	33%	283
W FRANK WELLS NURSING HOME		255	28	10%	283
WHITE WILSON MEDICAL IMMEDIATE CARE NICEVILLE		65	217	77%	282
STERLING HOUSE OF DELAND		281	1	0%	282
PERSONALIZED GENETIC TESTING	1	185	95	34%	281
METROPOLITAN HOSPITAL CENTER		274	7	2%	281
THE VILLAGES REGIONAL HOSPITAL FREESTANDING		251	30	11%	281
BAYA POINTE NURSING AND REHABILITATION		197	83	30%	280
VILLAGE PLACE NH LLC		255	24	9%	279
Sunset Point Center		275	4	1%	279
SARAPATH DIAGNOSTICS		156	123	44%	279
WESTCHESTER GARDENS LIMITED PARTNERSHIP		272	6	2%	278
BOULEVARD REHABILITATION CENTER		264	14	5%	278
Solaris HealthCare Imperial		270	8	3%	278
CENTERSTONE OF FLORIDA		257	21	8%	278
renaissance health and rehabilitation center		259	19	7%	278

COVID-19: testing by laboratory

Data through Mar 28, 2021 verified as of Mar 29, 2021 at 09:25 AM

Data in this report are provisional and subject to change.

The numbers in the table below represent the number of Florida and non-Florida residents for whom test results were received by the Department of Health. A person can be tested by more than one laboratory and can have both positive and negative results. **Therefore, the sum of the numbers in each column will be larger than the total number of people tested.**

Reporting lab	Inconclusive	Negative	Positive	Percent positive	Total
DAVID SCOTT MADWAR MD PA□		251	27	10%	278
Crossbreeze care center	1	274	2	1%	277
HARBOURWOOD	1	272	4	1%	277
PRUITT HEALTH-SANTA ROSA		275	2	1%	277
Concordia Village of Tampa AL		271	5	2%	276
VILLAGES REGIONAL HOSPITAL SURGERY CENTER LLC, THE		218	58	21%	276
CYPRESS COVE		270	6	2%	276
Rehabilitation Center for Park Place LLC		265	11	4%	276
Glades West Rehabilitation and Nursing Center		266	8	3%	274
STATMED QUICK QUALITY CLINIC AT NORTH PINELLAS		66	208	76%	274
RITECARE MEDICAL CENTER		197	76	28%	273
NASSAU COUNTY JAIL		229	43	16%	272
HAVEN OF OUR LADY OF PEACE INC		264	8	3%	272
USA HEALTH UNIVERSITY HOSPITAL CLINICAL LABORATORY	1	260	10	4%	271
FOUNTAIN INN NURSING & REHABILITATION CTR, INC		265	6	2%	271
CHIPOLA HEALTH AND REHAB		253	17	6%	270
PREMIER PLACE AT THE GLENVIEW		260	9	3%	269
VETERANS AFFAIRS MEDICAL CENTER - MIAMI		2	267	99%	269
PROTEUS MOLECULAR AND CLINICAL LAB	1	155	112	42%	268
BRENTWOOD RETIREMENT COMMUNITY	5	232	31	12%	268
ADVENT HEALTH CARE CENTER	9	246	13	5%	268
ADVENT HEALTH CENTRA CARE - ORMOND BEACH		113	155	58%	268
West Melbourne Health and Rehabilitation Center		266	1	0%	267
LUIS A GHIGLINO MD PA		258	9	3%	267
PAVILION FOR HEALTHCARE, THE		265	2	1%	267
FLORIDA ATLANTIC UNIVERSITY STUDENT HEALTH		226	41	15%	267
Vi at Lakeside Village Skilled Nursing		254	12	5%	266
ABBOTT LABORATORIES		166	100	38%	266
WESTWOOD HEALTHCARE SNF		220	46	17%	266
RIVERWOOD HEALTH NH LLC		227	39	15%	266
MACCLENNY NURSING AND REHAB		247	18	7%	265
SERANADES BY SONATA WEST ORANGE		236	29	11%	265
RENAISSANCE AT THE TERRACES		264	1	0%	265
Surrey Place Healthcare and Rehabilitation		262	2	1%	264
MADISON FACILITY INC		262	2	1%	264
DE LUNA HEALTH AND REHABILITATION CENTER		240	23	9%	263
ARBOR FACILITY INC		260	2	1%	262
Chatsworth at PGA National, LLC		250	12	5%	262
CITY OF PORT SAINT LUCIE		242	20	8%	262
CHIPOLA MEDICAL ASSOCIATES, LLC		186	76	29%	262
BROWARD NURSING & REHABILITATION CTR	8	240	14	5%	262
LAKESIDE NEUROLOGIC		251	10	4%	261
CLIFFORD CHESTER SIMS VA NURSING HOME		251	9	3%	260
FIRST CHOICE PRIMARY CARE		207	52	20%	259
CONSULATE HEALTHCARE OF KISSIMMEE		247	12	5%	259
ALLIANCE PEDIATRICS PA		253	5	2%	258
FLORIDA WOMAN CARE LABORATORY LLC		232	26	10%	258

COVID-19: testing by laboratory

Data through Mar 28, 2021 verified as of Mar 29, 2021 at 09:25 AM

Data in this report are provisional and subject to change.

The numbers in the table below represent the number of Florida and non-Florida residents for whom test results were received by the Department of Health. A person can be tested by more than one laboratory and can have both positive and negative results. **Therefore, the sum of the numbers in each column will be larger than the total number of people tested.**

Reporting lab	Inconclusive	Negative	Positive	Percent positive	Total
AZALEA TRACE		245	13	5%	258
FLORIDA STATE HOSPITAL CLINICAL LABORATORY		256	2	1%	258
PENSACOLA PEDIATRICS - PACE		243	12	5%	255
PONTE VEDRA GARDENS		254	1	0%	255
ADVENT HEALTH - ORLANDO		194	60	24%	254
MARTIN MEMORIAL MEDICAL CENTER LAB		128	126	50%	254
PARTICLE THEORY LABS		232	22	9%	254
Solaris Senior Living North Naples ALF		244	9	4%	253
SHELL POINT VILLAGE MEDICAL CENTER		246	7	3%	253
WASHINGTON REHAB AND NURSING		243	10	4%	253
BOND CLINIC, PA		185	67	27%	252
AMELIA MEDICAL CARE		102	150	60%	252
BHA TITUSVILLE CLINIC		236	15	6%	251
JACKSONVILLE UNIVERSITY	1	237	13	5%	251
MIAMI JEWISH HEALTH SYSTEMS, INC	4	237	9	4%	250
Cross Gardens Care Center		249	1	0%	250
FORT MYERS REHABILITATION AND NURSING CENTER		224	26	10%	250
FAMILY MEDICAL CARE OF PALM BEACH		190	60	24%	250
NORTH FLORIDA PEDIATRICS - MARIANNA		210	39	16%	249
BUREAU OF CLINICAL LABORATORIES		208	41	16%	249
LORI MCAULIFFE MD PA		218	31	12%	249
ST MARK VILLAGE	1	243	5	2%	249
CONEY ISLAND HOSPITAL		241	7	3%	248
CARRINGTON PLACE OF ST PETE LLC		242	6	2%	248
KR at Hillsborough Lakes/Lutz Healthcare		237	10	4%	247
ADVENTHEALTH EXPRESS CARE AT WESLEY CH		218	28	11%	246
Heritage Healthcare at Tallahassee		239	7	3%	246
HEARTLAND PEDIATRICS OF LAKE PLACID PA	1	215	30	12%	246
EDGEWATER AT WATERMAN VILLAGE,THE		231	15	6%	246
AVECINA MOBILE		121	125	51%	246
WALGREENS 10670		214	31	13%	245
ROSEWOOD HEALTHCARE & REHABILITATION CENTER		239	6	2%	245
BAYVIEW CENTER		240	5	2%	245
TERRACES OF LAKE WORTH CARE CENTER□		233	12	5%	245
Chatham Glen Healthcare and Rehabilitation Center		236	8	3%	244
MALABAR/ADVENT CENTRA CARE		48	196	80%	244
APLS SERVICES LLC D/B/A CLEAR DIAGNOSTICS	12	229	2	1%	243
FLORIDA CLINICAL LABORATORY-BIOREFERENCE LABORATORIES		92	151	62%	243
ARCHER HEALTH VENTURES, LLC		217	25	10%	242
SUNCOAST URGENT CARE		185	57	24%	242
University Crossing		241			241
GOOD SAMARITAN CARES		236	5	2%	241
UCC - WELLINGTON		3	238	99%	241
LAKEVIEW INTERNAL MEDICINE		182	59	24%	241
CONCIMED LLC		217	23	10%	240
CLARE BRIDGE OF SARASOTA		238	2	1%	240
FELLOWSHIP HOME AT THE FAIRWAY LLC		233	7	3%	240

COVID-19: testing by laboratory

Data through Mar 28, 2021 verified as of Mar 29, 2021 at 09:25 AM

Data in this report are provisional and subject to change.

The numbers in the table below represent the number of Florida and non-Florida residents for whom test results were received by the Department of Health. A person can be tested by more than one laboratory and can have both positive and negative results. **Therefore, the sum of the numbers in each column will be larger than the total number of people tested.**

Reporting lab	Inconclusive	Negative	Positive	Percent positive	Total
HOMESTEAD VILLAGE		229	11	5%	240
ORANGE COUNTY HEALTH DEPT		228	11	5%	239
AMERICAN HOUSE SENIOR LIVING		189	50	21%	239
PALM GARDEN OF AVENTURA		236	3	1%	239
WHITE WILSON MEDICAL CENTER IMMEDIATE CARE		131	108	45%	239
TGH		1	237	100%	238
Consulate Health Care of St. Petersburg		230	7	3%	237
ST AUGUSTINE HEALTH & REHAB CENTER		235	1	0%	236
JACKSONVILLE VA UNIVERSITY OPC	4	225	7	3%	236
220 GOLDEN, LLC	1	219	16	7%	236
SEAVIEW NURSING AND REHABILITATION CENTER		227	9	4%	236
ARDEN COURTS OF TAMPA	2	229	5	2%	236
OAK HAMMOCK AT THE UNIVERSITY OF FLORIDA		229	6	3%	235
BAY TREE CARE AND REHABILITATION CENTER		197	38	16%	235
REGENTS PARK AT AVENTURA		221	14	6%	235
AFTER HOURS PEDIATRICS INC	1	1	233	99%	235
ATLANTIC URGENT CARE		155	78	33%	233
MANDARIN PEDIATRICS		210	22	9%	232
HOLISTIC PEDIATRICS GROUP LLC		210	21	9%	231
ManorCare Health Services-Palm Harbor	1	229	1	0%	231
PALM BEACH COUNTY FIREFIGHTERS HEALTH CLINIC, LLC		189	41	18%	230
LYNN HAVEN SPORTS COMPLEX-WALKON CLINIC		21	209	91%	230
ST ANTHONYS REHABILITATION HOSPITAL	9	218	2	1%	229
Orchid Cove at Sarasota		228	1	0%	229
POMPANO REHABILITATION AND NURSING CTR		229			229
Lake Port Square Health Center		212	17	7%	229
MIAMI CEREBRAL PALSY RESIDENTIAL		227	1	0%	228
AVANTE AT ORMOND BEACH INC		221	6	3%	227
PBC FIREFIGHTER BENEFIT FUND WELLNESS CENTER		186	41	18%	227
PARKS HEALTHCARE & REHABILITATION CTR	4	211	11	5%	226
SAMIR EBEID MD		203	23	10%	226
Lakewood Nursing Center		197	29	13%	226
CCS - JOSEPH V CONTE		223	2	1%	225
EDGEWOOD NURSING CENTER		216	9	4%	225
BARTRAM CROSSING		224			224
THE RESIDENCE AT TIMBER PINES	4	195	25	11%	224
SURREY PLACE CARE CENTER		218	6	3%	224
EVENT MED SERVICES LABORATORY		219	5	2%	224
LCS SANDHILL COVE LLC DBA	6	208	9	4%	223
DISCOVERY VILLAGE AT MELBOURNE		196	27	12%	223
WIREGRASS DIRECT PRIMARY CARE PLLC		190	33	15%	223
ASCENSION MEDICAL GROUP		5	218	98%	223
LEHIGH VALLEY GENOMICS			223	100%	223
NORTH FLORIDA PEDIATRICS PA - DUVAL		193	29	13%	222
PINNACLES PEDS CARE PA		222			222
FORT PIERCE HEALTH CARE		215	7	3%	222
VI AT BENTLEY VILLAGE HOME CARE		221	1	0%	222

COVID-19: testing by laboratory

Data through Mar 28, 2021 verified as of Mar 29, 2021 at 09:25 AM

Data in this report are provisional and subject to change.

The numbers in the table below represent the number of Florida and non-Florida residents for whom test results were received by the Department of Health. A person can be tested by more than one laboratory and can have both positive and negative results. **Therefore, the sum of the numbers in each column will be larger than the total number of people tested.**

Reporting lab	Inconclusive	Negative	Positive	Percent positive	Total
PADDOCK RIDGE		218	3	1%	221
Signature healthcare of Jacksonville		215	5	2%	220
CONCORD LIFE SCIENCES LLC	2	201	17	8%	220
MARTIN ACQUISITION 1 LLC DBA		206	14	6%	220
ANGELS DIAGNOSTIC GROUP		174	45	21%	219
Boynton Beach Rehabilitation Center	2	213	4	2%	219
CORAL REEF NURSING & REHABILITATION CENTER		213	6	3%	219
HOSPICE OF ST FRANCIS INC		212	7	3%	219
WOOD LAKE HEALTH AND REHABILITATION CENTER		219			219
SIGNATURE HEALTHCARE OF ORANGE PARK		216	3	1%	219
ADVENT HEALTH CENTRA CARE - DAYTONA BEACH		94	124	57%	218
JUPITER MEDICAL CENTER URGENT CENTER		177	41	19%	218
NSPIRE HEALTHCARE LAUDERHILL		212	6	3%	218
ADVENT HEALTH - LAKE NONA		188	29	13%	217
LAKE PORT SQUARE		200	17	8%	217
ST. CLOUD REGIONAL MEDICAL CENTER		199	18	8%	217
VETERANS AFFAIRS ORLANDO VA MEDICAL CENTER			217	100%	217
THE MANOR AT CARPENTERS		185	32	15%	217
CORAL GABLES NURSING & REHABILITATION CENTER		206	10	5%	216
COLONY CLUB ALF,THE	1	202	13	6%	216
LAKESIDE HEALTH CENTER		216			216
DOCTORS MEMORIAL FAMILY MEDICINE	2	148	66	31%	216
BROOKDALE ATRIM WAY		210	6	3%	216
EXPERTUS LABORATORIES INC		142	73	34%	215
GATEWAY/ADVENT CENTRA CARE	1	24	190	88%	215
CHILDREN MED CARE INC		182	33	15%	215
SUPERIOR RESIDENCES OF PANAMA CITY BEACH		209	6	3%	215
MEDICAL CONSULTANTS OF FLORIDA LLC	1	181	33	15%	215
OAKBROOK HEALTH AND REHABILITATION CENTER	1	200	14	7%	215
ST VINCENT'S AMBULATORY CARE INC DBA	2	181	31	14%	214
BORLAND GROOVER CLINIC	1	176	37	17%	214
ELLENTON PEDIATRICS PA		200	14	7%	214
BLOCK, NATION, CHASE, AND SMOLEN FAMILY MEDICINE		157	57	27%	214
KEY LARGO - LARGO CARGO		193	21	10%	214
INN AT ASTON GARDENS, THE		205	8	4%	213
FLAGLER COUNTY DETENTION CENTER		201	12	6%	213
Consulate Healthcare of West Palm Beach		197	16	8%	213
MORSELIFE MEMORY CARE RESIDENCE		204	9	4%	213
IMA MEDICAL GROUP		145	68	32%	213
Avante at Lake Worth, Inc.		211	2	1%	213
POCONO MEDICAL CENTER		212			212
CONSULATE HEALTH CARE OF WINTER HAVEN		209	3	1%	212
CONSULATE HEALTH CARE OF MELBOURNE		207	5	2%	212
San Jose Health & Rehabilitation		206	6	3%	212
LIFE CARE CENTER OF PORT ST. LUCIE		200	12	6%	212
Bayside Health and Rehabilitation		181	31	15%	212
MACTOWN, INC		209	2	1%	211

COVID-19: testing by laboratory

Data through Mar 28, 2021 verified as of Mar 29, 2021 at 09:25 AM

Data in this report are provisional and subject to change.

The numbers in the table below represent the number of Florida and non-Florida residents for whom test results were received by the Department of Health. A person can be tested by more than one laboratory and can have both positive and negative results. **Therefore, the sum of the numbers in each column will be larger than the total number of people tested.**

Reporting lab	Inconclusive	Negative	Positive	Percent positive	Total
SUNRISE DIAGNOSTIC LABORATORY		158	53	25%	211
BODYK		207	4	2%	211
CCS - PAUL REIN DETENTION FACILITY		144	66	31%	210
GUEST HOUSE OCALA, THE		204	6	3%	210
DOS OF NORTH SHORES NURSING & REHAB CENTER		210			210
Royal Oaks Nursing and Rehab		209	1	0%	210
BAY VUE NURSING AND REHABILITATION CENTER		200	10	5%	210
HEALTH FIRST - HOLMES REGIONAL MEDICAL CENTER		32	178	85%	210
GOOD SAMARITAN SOCIETY OF DELAND		199	11	5%	210
SPRINGS AT LAKE POINTE WOODS		207	2	1%	209
Nspire Health Care Kendall		199	10	5%	209
THE PALACE NURSING AND REHABILITATION CENTER		209			209
TAYLOR CARE CENTER		204	5	2%	209
Whispering Oaks	11	175	23	11%	209
SANDY PINES	2	188	19	9%	209
Avante at Melbourne		205	3	1%	208
PALMS MEDICAL GROUP HIGH SPRINGS		174	34	16%	208
SOLARIS SENIOR LIVING VERO BEACH		200	8	4%	208
FULGENT GENETICS	2	166	40	19%	208
Flagler Health and Rehabilitation		205	3	1%	208
PATHWAY PHARMACY		172	34	17%	206
ST PETERSBURG PEDIATRICS-EAST BAY	1	171	34	17%	206
MATHISON RETIREMENT COMMUNITY, INC	1	197	8	4%	206
Cross Terrace REhabitation		203	2	1%	205
PINELLAS CARE CENTER		171	34	17%	205
QUICK CARE MED LLC	1	152	52	25%	205
Sunnyside Nursing Home		202	3	1%	205
ARDEN COURTS OF SEMINOLE		163	41	20%	204
DISCOVERY VILLAGE AT NAPLES		187	17	8%	204
FLORIDA HEALTH CARE PLAN INC		2	202	99%	204
PCB CLINIC		159	45	22%	204
GLENRIDGE ON PALMER RANCH,THE		195	8	4%	203
STERLING HOUSE OF WINTER HAVEN		200	3	1%	203
FARAH MEDICAL		189	14	7%	203
BROOKDALE OF SPRING HILL	9	192	2	1%	203
POLK COUNTY HEALTH DEPARTMENT		178	24	12%	202
BAPTIST HEALTH URGENT CARE AT PLANTATION		163	39	19%	202
JUPITER MEDICAL CENTER URGENT CARE - STUART		151	51	25%	202
ADVENT HEALTH CENTRA CARE - APOPKA NORTH		172	30	15%	202
PATHGROUP LABS LLC		97	105	52%	202
ST JOSEPH'S HOSPITAL LABORATORY			201	100%	201
VAMC WEST PALM LAB		5	196	98%	201
ADVANCED MEDICAL GROUP		1	200	100%	201
Governors Creek Health and Rehabilitation	1	198	2	1%	201
The Waterford		198	3	1%	201
HERITAGE HEALTHCARE AND REHABILITATION CENTER		195	5	3%	200
BOCA RATON REHABILITATION CENTER	4	192	4	2%	200

COVID-19: testing by laboratory

Data through Mar 28, 2021 verified as of Mar 29, 2021 at 09:25 AM

Data in this report are provisional and subject to change.

The numbers in the table below represent the number of Florida and non-Florida residents for whom test results were received by the Department of Health. A person can be tested by more than one laboratory and can have both positive and negative results. **Therefore, the sum of the numbers in each column will be larger than the total number of people tested.**

Reporting lab	Inconclusive	Negative	Positive	Percent positive	Total
PALM HARBOR FAMILY PRACTICE & WALK-IN		153	47	24%	200
SOUTHLAND SUITES OF ORMOND BEACH	4	195			199
LAKE VIEW CARE CENTER AT DELRAY		193	6	3%	199
ADVENT HEALTH - CARROLLWOOD	4	169	26	13%	199
LAUREL POINT CARE ACQUISITION LLC DBA SANDGATE GARDENS REHAB AND NURSI		171	27	14%	198
Avante of Boca Raton		198			198
GRACE PEDIATRICS		167	31	16%	198
DEPARTMENT OF HEALTH & HUMAN SERVICES		198			198
MILLENNIUM PHYSICIAN GROUP LLC		171	26	13%	197
UNIVERSITY OF MIAMI		70	127	64%	197
BRADEN RIVER REHABILITATION CENTER LLC		196	1	1%	197
MIRACLE HILL NURSING & REHABILITATION CENTER INC		191	6	3%	197
NEW YORK CITY DEPARTMENT OF HEALTH & MENTAL		163	34	17%	197
ABBIEJEAN RUSSELL CARE CENTER□		195	1	1%	196
TUSCAN GARDENS OF PALM COAST		191	5	3%	196
NO FLORIDA PEDIATRICS, PA		169	27	14%	196
Heritage Park Rehabilitation & Healthcare		177	18	9%	195
TARPON POINT NURSING AND REHABILITATION CENTER		192	3	2%	195
AMA MEDICAL GROUP LLC		163	32	16%	195
BEACON AT GULF BREEZE, THE	2	181	11	6%	194
BRUCE S WEST MD	1	192	1	1%	194
KENILWORTH CARE & REHABILITATION CENTER		181	12	6%	193
MARION AND BERNARD L SAMSON NURSING CENTER		189	4	2%	193
SARNO EXTENDED HOURS		124	69	36%	193
PATRIOT MEDICAL LABORATORIES		185	8	4%	193
FINLAY CLINICAL LABORATORY INC	1	39	152	79%	192
CYPRESS POINT LIVING, LLC		177	15	8%	192
KINDRED HOSPITAL THE PALM BEACHES		187	5	3%	192
life Care Center of Melbourne		174	17	9%	191
HEALTH LINK DIAGNOSTIC LABORATORIES		182	9	5%	191
PARK MEADOWS HEALTH AND REHABILITATION CENTER		191			191
LAB CORP	1	111	79	41%	191
CARENOW LAKE MARY		45	146	76%	191
NEO GENOMICS - FORT MYERS	1	183	6	3%	190
WALGREENS 4915	1	170	19	10%	190
HOSPITAL FOR SPECIAL SURGERY		187	3	2%	190
BARKLEY PLACE	1	185	4	2%	190
RIVERWOOD CENTER,THE□		179	10	5%	189
HIGHLANDS URGENT CARE			189	100%	189
FIRST CHOICE PEDIATRICS SEMORAN		98	91	48%	189
The Ponce Therapy Care Center		184	4	2%	188
LABCORP BURLINGTON		148	40	21%	188
CRYSTAL RIVER HEALTH & REHAB		187	1	1%	188
OCEAN REEF MEDICAL CENTER		150	38	20%	188
LEESBURG PEDIATRICS		161	27	14%	188
WOMEN'S CARE FLORIDA LABORATORY		183	5	3%	188
ALLSOUTH URGENT CARE		19	168	90%	187

COVID-19: testing by laboratory

Data through Mar 28, 2021 verified as of Mar 29, 2021 at 09:25 AM

Data in this report are provisional and subject to change.

The numbers in the table below represent the number of Florida and non-Florida residents for whom test results were received by the Department of Health. A person can be tested by more than one laboratory and can have both positive and negative results. **Therefore, the sum of the numbers in each column will be larger than the total number of people tested.**

Reporting lab	Inconclusive	Negative	Positive	Percent positive	Total
PLANTATION NURSING & REHAB CENTER		187			187
VIERA MANOR ASSISTED LIVING RESIDENCE		180	7	4%	187
GULF COAST MEDICAL CENTER		182	5	3%	187
YOUR FAMILY WALK-IN CLINIC		13	174	93%	187
CSL PLASMA		31	155	83%	186
MIAMI VA HEALTHCARE SYSTEM			186	100%	186
ANTHEM LAKES LLC		151	35	19%	186
MEDICATION ROOMS-CSU/CI NURSE STATION	1	174	11	6%	186
MIDWAY PRIMARY CARE, LLC	11	103	71	38%	185
ADVENT		172	13	7%	185
Jacaranda Manor		184	1	1%	185
NIGHT LITE PEDIATRICS WINTER GARDEN		144	41	22%	185
SOUTH BALDWIN REGIONAL MEDICAL CENTER		172	12	7%	184
Life Care Center of Altamonte Springs		157	27	15%	184
ST. JAMES BAY HEALTH AND REHABILITATION CENTER		183	1	1%	184
JACKSONVILLE NURSING AND REHAB CENTER		176	8	4%	184
GEORGIA DEPARTMENT OF PUBLIC HEALTH	1	5	178	97%	184
CANTERFIELD OF CLAY COUNTY		146	38	21%	184
BAPTIST HEALTH PRIMARY CARE	1	134	49	27%	184
ZON BEACHSIDE LLC□		147	37	20%	184
Sunrise Health and Rehabilitation Center		175	8	4%	183
WORKPLACE SCREENING INTELLIGENCE			183	100%	183
TUSCAN GARDENS OF VENETIA MANAGEMENT COMPANY		169	14	8%	183
STAR CARE		160	23	13%	183
ADVENT HEALTH CENTRA CARE - WESLEY CHAPEL		13	170	93%	183
BROOKDALE ORANGE PARK		181	1	1%	182
PHYSICIANS REGIONAL MEDICAL CENTER - PINE RIDGE		20	162	89%	182
HAWKINS FAMILY MEDICINE LLC	1	130	51	28%	182
FLORIDA DEPARTMENT OF HEALTH IN TAYLOR COUNTY	1	138	43	24%	182
SENIOR LIVING VII TAMPA LLC□	1	171	9	5%	181
Emory L Bennett State Veterans Nursing Home		178	3	2%	181
EDWARD J HEALEY REHAB & NURSING CENTER		181			181
NADAL PEDIATRICS - VICTORIA STREET (3385)		153	28	15%	181
BAPTIST HEALTH SOUTH FLORIDA - WEST BOCA URGENT CARE		142	39	22%	181
GLADES HEALTH CARE CENTER		178	3	2%	181
STERLING HOUSE OF PUNTA GORDA		179	1	1%	180
SUNY UPSTATE MEDICAL UNIVERSITY		164	15	8%	179
ARDEN COURTS OF LARGO FL, LLC		156	22	12%	178
PRIMECARE OF DOTHAN		124	54	30%	178
PEDIATRIC SPECIALISTS MEDICAL GROUP□	1	165	12	7%	178
GEORGE SAFRAN MD PC		165	13	7%	178
US MEDICAL CARE, INC		157	21	12%	178
COLLIER PHARMACY		144	34	19%	178
JUNO DERMATOLOGY LLC		161	17	10%	178
ROSECASTLE OF CITRUS		147	30	17%	177
EXOSOME DIAGNOSTICS	1	157	19	11%	177
ADVENT HEALTH CENTRA CARE - CARROLLWOOD		5	172	97%	177

COVID-19: testing by laboratory

Data through Mar 28, 2021 verified as of Mar 29, 2021 at 09:25 AM

Data in this report are provisional and subject to change.

The numbers in the table below represent the number of Florida and non-Florida residents for whom test results were received by the Department of Health. A person can be tested by more than one laboratory and can have both positive and negative results. **Therefore, the sum of the numbers in each column will be larger than the total number of people tested.**

Reporting lab	Inconclusive	Negative	Positive	Percent positive	Total
ALL SEASONS NAPLES LLC☐		172	5	3%	177
SUMMERFIELD EMERGENCY ROOM		132	44	25%	176
ARDEN COURTS OF FORT MYERS		170	6	3%	176
GENE BY GENE		61	115	65%	176
A PLUS PEDIATRICS		152	23	13%	175
ORLANDO HEALTH EMERGENCY DEPARTMENT		163	12	7%	175
CARE CENTERS OF NASSAU		172	3	2%	175
ANCHOR CARE AND REHABILITATION CENTER		173	1	1%	174
CANTERFIELD OF OCALA, LLC		163	11	6%	174
BENDERSON FAMILY SKILLED NURSING AND☐		157	17	10%	174
ASTON GARDENS AT PELICAN MARSH		169	5	3%	174
The Inn at Sarasota Bay Club		172	2	1%	174
DOLPHIN POINTE HEALTH CARE LLC		153	20	12%	173
BONITA PHARMACY		155	18	10%	173
HEALTHPOINT MED GRP OF THE EMERALD COAST LLC		138	34	20%	172
NORTH FLORIDA INTERNAL MEDICINE PA		138	34	20%	172
CENTRAL FLORIDA HEALTHCARE GROUP LLC		151	21	12%	172
FORT WALTON REHABILITATION CENTER		133	39	23%	172
MID FLORIDA PATHOLOGY LLC MOBILE UNIT #4		119	53	31%	172
BRIGHTON EGGERT PHARMACY INC		165	7	4%	172
ORLANDO ORTHOPAEDIC OUTPATIENT SURGERY CENTER LLC		168	3	2%	171
ARDEN COURTS OF DELRAY BEACH FL LLC	3	158	10	6%	171
BROOKDALE FORT MYERS THE COLONY		167	4	2%	171
ROSECASTLE OF ZEPHRHILLS		168	3	2%	171
BAY EDUCATORS WELLNESS CENTER		114	57	33%	171
LAKE REGIONAL URGENT CARE		11	159	94%	170
PEDIATRICS OF GREATER ORLANDO		146	24	14%	170
SACRED HEART HEALTH SYSTEM INC		138	32	19%	170
HIGHLANDS LAKE CENTER		165	5	3%	170
FLORIDA DEPARTMENT OF HEALTH IN ALACHUA COUNTY -		156	14	8%	170
WILLISTON PEDIATRICS PA	1	139	29	17%	169
SUWANNEE VALLEY NURSING CENTER		155	14	8%	169
HUNT CLUB PEDIATRIC ASSOCIATES PA		106	63	37%	169
Life Care Center of Orlando		164	5	3%	169
NAIA		167	1	1%	168
PANAMA CITY DEVELOPMENTAL CENTER☐		168			168
RIVERSIDE RECOVERY OF TAMPA		167	1	1%	168
MOBILE INFIRMARY MED CENTER PATH LAB		153	15	9%	168
URGENT CARE OF THE PALM BEACHES, NORTH PALM BEACH			167	100%	167
OSPREY VILLAGE AT AMELIA ISLAND LTD		157	10	6%	167
ADVENT HEALTH CENTRA CARE - TEMPLE TERRACE	1	103	63	38%	167
CAREATC CITY OF TAMPA	1	138	28	17%	167
ADVENT HEALTH - PALM HARBOR ER		132	35	21%	167
VILLA MARIA WEST SKILLED NURSING FACILITY		160	7	4%	167
COASTAL INTERNAL MEDICINE		128	38	23%	166
MEADOWCREST FAMILY PHYSICIANS		97	69	42%	166
MCW MENTAL HEALTH LLC		162	4	2%	166

COVID-19: testing by laboratory

Data through Mar 28, 2021 verified as of Mar 29, 2021 at 09:25 AM

Data in this report are provisional and subject to change.

The numbers in the table below represent the number of Florida and non-Florida residents for whom test results were received by the Department of Health. A person can be tested by more than one laboratory and can have both positive and negative results. **Therefore, the sum of the numbers in each column will be larger than the total number of people tested.**

Reporting lab	Inconclusive	Negative	Positive	Percent positive	Total
CAYUGA MEDICAL CENTER AT ITHACA		160	5	3%	165
Hampton Court Nursing and Rehabilitation Center		163	2	1%	165
THE ARLINGTON OF NAPLES INC.		162	3	2%	165
CITRUS HEALTH AND REHAB		132	33	20%	165
NAPHCARE, INC AT MANATEE COUNTY JAIL		139	25	15%	164
WOODBRIIDGE FACILITY INC		159	5	3%	164
LAKEVIEW TERRACE RETIREMENT COMMUNITY		147	17	10%	164
BRADENTON HEALTH CARE		163			163
PRECISION GENETICS, INC		157	6	4%	163
TRI COUNTY NURSING HOME		162	1	1%	163
PROFESSIONAL URGENT CARE SERVICES		127	36	22%	163
ENCOMPASS HEALTH REHABILITATION OF SEA PINES		162	1	1%	163
VIPEDIATRICS PLLC		147	15	9%	162
WESLEY HAVEN VILLA	1	127	34	21%	162
REGENCY PARK		144	18	11%	162
CHARTER SENIOR LIVING OF PANAMA CITY BEACH		140	21	13%	161
FINNISH AMERICAN REST HOME-ALF		159	2	1%	161
NORTH BEACH REHABILITATION CENTER		159	2	1%	161
SOMERBY LAKE NONA		154	7	4%	161
SUNLIFE PHARMACY		144	17	11%	161
EAST NEW YORK DIAGNOSTIC AND TREATMENT		152	9	6%	161
AMERICAN FAMILY MEDICAL LLC		120	40	25%	160
KEYSTONE REHAB		160			160
GREENBRIAR REHABILITATION AND NURSING CENTER	1	159			160
ARCADIA HEALTH AND REHABILITATION CENTER		100	60	38%	160
VITAS HEALTHCARE CORPORATION OF FL		144	15	9%	159
TERRACE AT HOBE SOUND, THE	1	154	4	3%	159
WEST COAST FAMILY MEDICAL CARE		125	34	21%	159
ESCAMBIA COUNTY JAIL DETENTION DIVISION		154	5	3%	159
BROOKDALE PENSACOLA		158	1	1%	159
WUESTHOFF REF LABORATORY			158	100%	158
DESOTO PALMS ALF		153	5	3%	158
Kindred Hospital South Florida Hollywood SNU		150	7	4%	157
HIALEAH SHORES NURSING AND REHAB CENTER		149	8	5%	157
ABSOLUTE HEALTH INTERNAL MEDICINE AND PEDIATRICS		138	19	12%	157
KRYSTAL BAY NURSING AND REHABILITATION		152	5	3%	157
DOCTORS MEMORIAL FAMILY PRACTICE	2	119	36	23%	157
TIMBERRIDGE NURSING HOME & REHAB		123	33	21%	156
NORTH PORT REHABILITATION AND NURSING CENTER		155	1	1%	156
Englewood Healthcare and Rehab		141	15	10%	156
WILTON MANORS HEALTH & REHABILITATION CENTER		146	9	6%	155
COCOA BEACH/ADVENT CENTRA		41	114	74%	155
PROVIDENCE HOSPITAL LABORATORY		146	8	5%	154
FAWCETT MEMORIAL HOSPITAL-LAB		39	115	75%	154
POINTE, THE		126	28	18%	154
PALMETTTO FACILITY INC	1	153			154
QUEENS HOSPITAL CENTER	1	143	10	6%	154

COVID-19: testing by laboratory

Data through Mar 28, 2021 verified as of Mar 29, 2021 at 09:25 AM

Data in this report are provisional and subject to change.

The numbers in the table below represent the number of Florida and non-Florida residents for whom test results were received by the Department of Health. A person can be tested by more than one laboratory and can have both positive and negative results. **Therefore, the sum of the numbers in each column will be larger than the total number of people tested.**

Reporting lab	Inconclusive	Negative	Positive	Percent positive	Total
ALL FLORIDA FAMILY AND SPORTS MEDICINE		134	20	13%	154
DIAMOND RIDGE		147	7	5%	154
FHMG-FLORIDA HOSPITAL MEDICAL GROUP		129	25	16%	154
VILLAGE PEDIATRICS LLC		126	28	18%	154
PRUITT HEALTH		152	2	1%	154
SUNNY HILLS ALF OF SEBRING INC		140	12	8%	152
NO FLORIDA PEDIATRICS, PA - BRADFORD		123	29	19%	152
BENTON HOUSE AT OAKLEAF		122	30	20%	152
QUALITY URGENT CARE AND WELLNESS PL	3	107	42	28%	152
Madison Health and Rehabilitation Center		115	36	24%	151
RDV SPORTSPLEX PEDIATRICS		124	27	18%	151
PHYSICIAN PARTNERS PERRY		87	64	42%	151
NAVARRE GARDENS LLC		126	25	17%	151
FIRST CHOICE PEDIATRICS INC		137	13	9%	150
CORE BIO LABS		76	74	49%	150
GRAVITY DIAGNOSTICS		56	94	63%	150
The Crossroads		149	1	1%	150
LIFE BRITE		134	16	11%	150
REFUAH HEALTH CENTER LABORATORY		143	7	5%	150
LABORATORY OF FLORIDA		97	53	35%	150
EMBRY RIDDLE AERONAUTICAL UNIVERSITY HEALTH SERVICES		1	149	99%	150
VIERA DEL MAR HEALTH AND REHABILITATION CENTER		146	4	3%	150
ADVENTHEALTH HOSPICE CARE CENTRAL FLORIDA		145	4	3%	149
LAKE WALES OPERATING GROUP LLC		144	5	3%	149
F&T MEDICAL RESEARCH, INC		149			149
GOLD CHOICE SENIOR COMMUNITIES		109	40	27%	149
PRECISION HEALTH RESOURCES, LLC	1	133	15	10%	149
JACKSON COUNTY HEALTH DEPARTMENT		102	47	32%	149
RITE MEDICAL CARE PC		146	2	1%	148
MILLENNIUM LAB SERVICES			148	100%	148
WRIGHTS HEALTH CARE AND REHABILITATION CENTER		118	30	20%	148
CLERMONT URGENT CARE			148	100%	148
WALGREENS 6221		130	17	12%	147
PENSACOLA PEDIATRICS MILTON		135	12	8%	147
FLORIDA HEALTH CARE PLANS INC		2	145	99%	147
SEAGRASS VILLAGE FLEMING ISLAND		110	37	25%	147
MACKOUL PEDIATRICS FORT MYERS		130	17	12%	147
CRANE CENTER		116	31	21%	147
SONATA COCONUT CREEK	2	122	23	16%	147
PALM BEACH COUNTY HEALTH DEPT LAB	4	137	6	4%	147
CROSSWINDS HEALTH AND REHABILITATION CENTER	1	144	2	1%	147
CLEARWATER STATMED QUICK QUALITY CLINICS		42	104	71%	146
ALLCARE MEDICAL CENTERS PC		122	24	16%	146
Quail Run Health Care Center		146			146
FAMILY EXTENDED CARE OF CENTRAL TAMPA		127	18	12%	145
BROOKDALE CAPE CORAL		145			145
TUSCAN ISLE CHAMPIONSGATE OP CO LLC		143	2	1%	145

COVID-19: testing by laboratory

Data through Mar 28, 2021 verified as of Mar 29, 2021 at 09:25 AM

Data in this report are provisional and subject to change.

The numbers in the table below represent the number of Florida and non-Florida residents for whom test results were received by the Department of Health. A person can be tested by more than one laboratory and can have both positive and negative results. **Therefore, the sum of the numbers in each column will be larger than the total number of people tested.**

Reporting lab	Inconclusive	Negative	Positive	Percent positive	Total
WEDGEWOOD HEALTHCARE CENTER		93	52	36%	145
REGENCY CARE OF BLOUNTSTOWN LLC		135	10	7%	145
Lehigh Acres Health and Rehabilitation		134	11	8%	145
BVM THE BRIDGES LLC		145			145
ADVENTHEALTH CENTRA CARE PONCIANA	1	81	62	43%	144
NCRNC INC		140	4	3%	144
D PEDIATRICS		127	17	12%	144
HEARTLAND HEALTHCARE AND REHAB CENTER		122	22	15%	144
CHERRY OAK PALM BEACH COUNTY		136	8	6%	144
DAYSPRING VILLAGE		121	22	15%	143
JEFFERY WEINZWEIG		2	141	99%	143
KINDRED HOSPITAL MELBOURNE	1	138	4	3%	143
BOSTON RED SOX CLUB LP		141	2	1%	143
Peninsula Care and Rehab		130	12	8%	142
NADAL PEDIATRICS		111	31	22%	142
OAKHURST CENTER		135	7	5%	142
TRADITION MEDICAL CENTER LABORATORY		54	88	62%	142
MAINSTREAM DIAGNOSTIC LABORATORY LLC		123	19	13%	142
NEMOURS CHILDREN'S URGENT CARE		80	62	44%	142
GULFCOAST PEDIATRICS		134	8	6%	142
OAKS OF KISSIMMEE HEALTH AND REHABILITATION CENTER		138	3	2%	141
PORT ST LUCIE REHABILITATION AND HEALTHCARE		98	43	30%	141
NOVARI CARE LLC		97	44	31%	141
UNITED CLINICAL LABORATORIES		132	9	6%	141
DB MD		124	16	11%	140
GATEWAY CARE CENTER		139	1	1%	140
PROVISTA DIAGNOSTICS, INC		137	3	2%	140
ADVENTHEALTH MEDICAL GROUP FAMILY MEDICINE AT		109	31	22%	140
GRAND OAKS HEALTH & REHABILITATION		138	1	1%	139
Gulf Coast Healthcare (Longwood Health and Rehab		118	21	15%	139
SMILEY MEDICAL GROUP		108	30	22%	138
ADVENT HEALTH CENTRA CARE - DELAND		28	110	80%	138
WINDSOR OF LAKEWOOD RANCH,THE		136	2	1%	138
AMERICAN PATHOLOGY PARTNERS		136	2	1%	138
ADVENT HEALTH CENTRA CARE - CITRUS PARK		9	129	93%	138
CARENOW URGENT CARE - LAKE MARY			138	100%	138
LabCorp L#09258090 M#09258105		74	64	46%	138
KINDRED HOSPITAL - SOUTH FLORIDA		135	3	2%	138
PROMPT CARE OF CENTRAL FLORIDA			138	100%	138
PEDIATRIC ASSOCIATES AT ARGYLE PA		131	6	4%	137
JEFFERSON COUNTY HEALTH DEPARTMENT-MONTICELLO		106	31	23%	137
SPRING HAVEN RETIREMENT	1	133	3	2%	137
MV MEDICAL PRACTICE DBA PRIMARY URGENT CARE		130	7	5%	137
PPC-LAB EDI ORCHARD BI		129	8	6%	137
AHEC CLINIC		7	130	95%	137
CVS		37	100	73%	137
Centre Pointe Health and Rehabilitation Center		126	11	8%	137

COVID-19: testing by laboratory

Data through Mar 28, 2021 verified as of Mar 29, 2021 at 09:25 AM

Data in this report are provisional and subject to change.

The numbers in the table below represent the number of Florida and non-Florida residents for whom test results were received by the Department of Health. A person can be tested by more than one laboratory and can have both positive and negative results. **Therefore, the sum of the numbers in each column will be larger than the total number of people tested.**

Reporting lab	Inconclusive	Negative	Positive	Percent positive	Total
MANOR AT BLUEWATER BAY		131	6	4%	137
LIFE CARE CENTER OF JACKSONVILLE		115	21	15%	136
ADVENT HEALTH CENTRA CARE - ORANGE CITY	1	53	82	60%	136
LONGWOOD HEALTH AND REHABILITATION CENTER		124	12	9%	136
JPR URGENT MEDICAL CARE		133	3	2%	136
WALTON PLACE		136			136
DOCTOR'S IN HOUSE LABORATORY		18	118	87%	136
SHC College Park		135	1	1%	136
CLARE BRIDGE OF CAPE CORAL	1	135			136
SONATA DELRAY BEACH		125	11	8%	136
CITRUS MEMORIAL HOSPITAL			135	100%	135
SONATA WEST		133	2	1%	135
DAYSPRING SENIOR LIVING LLC		133	2	1%	135
IRL MARKET LAB ALACHUA		104	31	23%	135
PEDIATRIC CARE CENTER		135			135
FAWCETT MEMORIAL HOSPITAL LABORATORY			135	100%	135
MANOR CARE OF PALM HARBOR		134	1	1%	135
MED COMP SCIENCES		1	134	99%	135
WILLOWBROOKE COURT AT ST ANDREWS ESTATES		129	5	4%	134
MEASE COUNTRYSIDE HOSPITAL		1	133	99%	134
STEWARD MEDICAL GROUP		34	100	75%	134
RAPID RELIABLE TESTING NY LLC		125	9	7%	134
Lakeside Nursing and Rehabilitation Center	1	108	25	19%	134
ADVANCED MEDICAL CENTER		86	48	36%	134
TGH URGENT CARE - SEMINOLE			133	100%	133
ISLAND HEALTH AND REHABILITATION CENTER		132	1	1%	133
CLINICA HISPANA		1	132	99%	133
SOUTH CAMPUS FACILITY INC		122	11	8%	133
GATTOLINE ENTERPRISES, INC. DBA FAMILY CARE PHARMACY		109	24	18%	133
THE REHABILITATION CENTER OF LAKE CITY		127	5	4%	132
PEDIATRICS IN BREVARD PA- ROCKLEDGE		96	36	27%	132
RESEARCH CENTERS OF AMERICA, LLC		109	23	17%	132
ARIZONA DEPARTMENT OF HEALTH SERVICES		5	127	96%	132
AMERICAN HOUSE-BONITA SPRINGS		131	1	1%	132
CENTRACARE		17	114	87%	131
LAKELAND REGIONAL HEALTH LAKE MIRIAM	2	87	42	32%	131
KINDRED HOSPITAL SOUTH FLORIDA		119	12	9%	131
THE WELLNESS CENTER AT LAKEWOOD RANCH		43	88	67%	131
GARDENS HEALTH NH LLC		128	3	2%	131
HARBORCHASE OF VERO BEACH	1	115	15	11%	131
INTEGRATED REGIONAL LABORATORIES		119	12	9%	131
HAZELDEN FLORIDA	1	127	3	2%	131
FOUNTAINS OF HOPE LLC, THE		130	1	1%	131
ATMORE COMMUNITY HOSPITAL LABORATORY		103	27	21%	130
MOOSEHAVEN LIFE CARE CENTER		130			130
TRI-COUNTY NURSING HOME		117	12	9%	129
VITAS HEALTHCARE		119	10	8%	129

COVID-19: testing by laboratory

Data through Mar 28, 2021 verified as of Mar 29, 2021 at 09:25 AM

Data in this report are provisional and subject to change.

The numbers in the table below represent the number of Florida and non-Florida residents for whom test results were received by the Department of Health. A person can be tested by more than one laboratory and can have both positive and negative results. **Therefore, the sum of the numbers in each column will be larger than the total number of people tested.**

Reporting lab	Inconclusive	Negative	Positive	Percent positive	Total
WILLOW BROOKE COURT AT AZALEA TRACE		128	1	1%	129
STUART - FAIRGROUNDS		113	16	12%	129
SONNIS PEDIATRICS PA		116	13	10%	129
The Crossings		127	2	2%	129
HOSPICE OF THE TREASURE COAST		124	5	4%	129
BMHSI-AEL MICROBIOLOGY LABORATORY	2	102	25	19%	129
QUICK CARE MED PL CR		80	48	38%	128
CHARLES CROFT MD	1	126	1	1%	128
MINUTECLINIC DIAGNOSTIC		121	7	5%	128
SEMINOLE TRIBE OF FLORIDA		104	24	19%	128
ARDEN COURTS OF LELY PALMS□		125	2	2%	127
HILLSBOROUGH COUNTY DEVELOPMENTAL CTR□	1	117	9	7%	127
GESSLER CLINIC PA		98	29	23%	127
SHOAL CREEK REHABILITATION CENTER		85	42	33%	127
APOLLO HEALTH & REHABILITATION		121	6	5%	127
FLORIDA MEDICAL CLINIC LLC		70	56	44%	126
MAGNOLIA MEDICAL CLINIC		20	106	84%	126
DIAGNOSTIC LABORATORY OF OKLAHOMA		102	24	19%	126
BAYCARE HEALTH SYSTEMS		2	124	98%	126
MINUTECLINIC DIAGNOSTIC OF TEXAS, LLC		112	13	10%	125
IQBAL A FARUQUI MD□		93	32	26%	125
THE CLUB AND REHABILITATION CENTER		124	1	1%	125
ESCAMBIA COUNTY JAIL	1	97	27	22%	125
FIRSTCARE CLINIC		67	58	46%	125
ST PETERSBURG PEDIATRICS-MLK JUNIOR BLVD		115	9	7%	124
KINDRED HOSPITAL-BAY AREA-ST PETERSBURG LAB	1	117	6	5%	124
AMERICAN ESOTERIC LAB-BIRMINGHAM		121	3	2%	124
ARBOR GLEN AT ARBOR TRACE	2	113	9	7%	124
WALGREENS #06012		108	16	13%	124
Mt Sinai Aventura			124	100%	124
ADVENT HEALTH CENTRA CARE - BRANDON		31	93	75%	124
AEGIS MEDICAL GROUP		104	20	16%	124
NORTH FL SOUTH GA HCS-MALCOM RANDALL VAMC			124	100%	124
Signature Healthcare of Palm Beach		122	1	1%	123
COQUINA CENTER		119	4	3%	123
CITRUS MEMORIAL HEALTH SYSTEM LAB		2	121	98%	123
WINDERMERE MEDICAL CENTER		117	5	4%	122
AMERICAN HOUSE COCONUT POINT		104	18	15%	122
MINUTECLINIC DIAGNOSTIC OF RHODE ISLAND, LLC #729		118	4	3%	122
PANAMA PHARMACY	3	101	18	15%	122
HIGHLANDS MEDICAL CENTER		119	3	2%	122
PSL NAPLES BH OPERATIONS, LLC		122			122
THREE OAKS PHARMACY INC		109	13	11%	122
GENEDX		47	75	61%	122
Sandy Ridge Center for Rehabilitation and Healing		100	21	17%	121
MEYER PEDIATRICS		107	14	12%	121
PARKVIEW HEALTH		121			121

COVID-19: testing by laboratory

Data through Mar 28, 2021 verified as of Mar 29, 2021 at 09:25 AM

Data in this report are provisional and subject to change.

The numbers in the table below represent the number of Florida and non-Florida residents for whom test results were received by the Department of Health. A person can be tested by more than one laboratory and can have both positive and negative results. **Therefore, the sum of the numbers in each column will be larger than the total number of people tested.**

Reporting lab	Inconclusive	Negative	Positive	Percent positive	Total
LABCORP RTP		48	73	60%	121
ISLAND URGENT CARE PLLC DBA AFC URGENT CARE		120	1	1%	121
URGENT CARE TCMA			121	100%	121
Crystal Health & Rehab Center		115	6	5%	121
FLORIDA DEPARTMENT OF HEALTH IN LAKE COUNTY	1	78	42	35%	121
MINUTECLINIC LLC #4987		105	15	13%	120
NSPIRE HEALTHCARE TAMARAC		80	40	33%	120
FLORIDA ATLANTIC UNIVERSITY		113	7	6%	120
THE COURTYARD ASSISTED LIVING		116	4	3%	120
BROOKDALE JENSEN BEACH		117	3	3%	120
SUMMIT MEDICAL GROUP		108	11	9%	119
CARE RESOURCE COMMUNITY HEALTH CENTERS INC		113	6	5%	119
OPPENHEIMER PLASTIC SURGERY LLC		114	5	4%	119
PALMS FACILITY INC		104	15	13%	119
MEMORY CARE OF NAPLES		119			119
MED ONE AT SAINT AUGUSTINE		87	32	27%	119
MATHISON RETIREMENT COMMUNITY		114	5	4%	119
SH HERON EAST LLC		103	15	13%	118
ALTERNATIVE LIVING, INC DBA TWIN CITIES PAVILION		115	3	3%	118
SURFSIDE URGENT CARE		96	22	19%	118
HOBDAIR FAMILY HEALTH LLC		82	36	31%	118
RDX BIOSCIENCE		60	58	49%	118
VITAS HEALTHCARE CORPORATION OF FLORIDA		115	3	3%	118
COASTAL HEALTH AND REHAB		110	8	7%	118
NEIGHBORHOOD MEDICAL CENTER		112	5	4%	117
KINDRED HOSPITAL NORTH FLORIDA	3	107	7	6%	117
PINELLAS COUNTY JAIL			116	100%	116
LEE COUNTY SCHOOL DISTRICT	1	108	7	6%	116
BELVEDERE COMMONS OF FORT WALTON BEACH		106	10	9%	116
BARBARA O'REILLY MD PA		112	4	3%	116
MINUTECLINIC DIAGNOSTIC OF SOUTH CARO		94	22	19%	116
BIODESIX, INC.		87	29	25%	116
L&S SENIOR CARE DBA ARCADIA OAKS	4	111	1	1%	116
HEARTLAND PHARMACY LAKE PLACID, INC		86	30	26%	116
SEMINOLE SPORTS AND FAMILY MEDICINE		103	13	11%	116
ARBOR TERRACE SAN JOSE LLC	3	111	2	2%	116
MONTEFIORE MEDICAL CENTER LABORATORIES - MOSES		106	10	9%	116
SOLARIS SENIOR LIVING OF MERRITT ISLAND		111	4	3%	115
BROWARD HEALTH CORAL SPRINGS EPIDEMIOLOGY DEPT		1	114	99%	115
SUNFLOWER SPRINGS ASSISTED LIVING		105	10	9%	115
TIFFANY HALL NURSING AND REHAB CENTER		106	9	8%	115
SEVEN HILLS HEALTH AND REHABILITATION CENTER		99	16	14%	115
MD 365 MEDICAL CARE		114	1	1%	115
BROOKDALE COLONIAL PARK	2	112	1	1%	115
FLAGLER COLLEGE HEALTH SERVICES		83	32	28%	115
Signature Healthcare of Ormond		113	1	1%	114
CABANA AT JENSEN DUNES, THE		110	4	4%	114

COVID-19: testing by laboratory

Data through Mar 28, 2021 verified as of Mar 29, 2021 at 09:25 AM

Data in this report are provisional and subject to change.

The numbers in the table below represent the number of Florida and non-Florida residents for whom test results were received by the Department of Health. A person can be tested by more than one laboratory and can have both positive and negative results. **Therefore, the sum of the numbers in each column will be larger than the total number of people tested.**

Reporting lab	Inconclusive	Negative	Positive	Percent positive	Total
UNIVERSITY MEDICAL CENTER SUITES		100	14	12%	114
UNIVERSITY HEALTH SYSTEM INC		103	11	10%	114
ELAN BUENA VISTA		97	17	15%	114
PRIME HEALTH OF NORTH PORT LLC		97	17	15%	114
SOUTH BALDWIN MEDICAL CENTER GULF SHORES		91	23	20%	114
WESTWOOD NURSING & REHAB		80	34	30%	114
Courtyards of Orlando Care Center		101	12	11%	113
TREASURE COAST MEDICAL ASSOCIATES		4	109	96%	113
WELLOW URGENT CARE PC		113			113
ARDEN COURTS OF PALM HARBOR		94	19	17%	113
GRAND VILLA OF LAKELAND		107	6	5%	113
PANCARE HEALTH GULF COUNTY		84	28	25%	112
ALLIED HEALTH FORT PIERCE		112			112
A2Z DIAGNOSTICS		111	1	1%	112
CLEVELAND CLINIC FOUNDATION		12	100	89%	112
DIATHERIX LABORATORIES		68	44	39%	112
HOSPICE OF THE EMERALD COAST INC - PANAMA CITY	2	102	7	6%	111
VILLAS OF HOLLY BROOK - BRADENTON 14TH		109	2	2%	111
Golfview Healthcare Center		106	5	5%	111
MY CLINICAL LAB INC		17	94	85%	111
J FRANK AVEY MD		87	24	22%	111
ARBOR TERRACE ORTEGA LLC	2	107	2	2%	111
PHYSICIANS REGIONAL CLINIC		82	29	26%	111
TGH URGENT CARE – TYRONE		2	109	98%	111
EC OPCO CARROLLWOOD LLC		105	6	5%	111
TURNING POINT OF TAMPA		105	6	5%	111
MG PORT CHARLOTTE II SUBTENANT LLC		99	12	11%	111
LAKE HOUSE ASSISTED LIVING		93	17	15%	110
LATE HOURS URGENT CARE		60	50	45%	110
ISLAND DOCTORS		21	89	81%	110
LEE MEMORIAL HEALTH SYSTEM HEALTH FAIR		105	5	5%	110
Hialeah Nursing And Rehabilitation Center		104	5	5%	109
WESTCHESTER MEDICAL CENTER		106	3	3%	109
Riviera Health Resort		108	1	1%	109
ROHR HOME		106	3	3%	109
FHMG LAKE MARY PEDS		94	15	14%	109
SUMMIT MEDICAL GROUP PA		99	10	9%	109
North Lake Care Center		107	1	1%	108
CSL PLASMA INC		7	101	94%	108
ORANGE PARK PEDIATRICS		98	10	9%	108
SOUTH GEORGIA MEDICAL CENTER		68	40	37%	108
EVANS HEALTH CARE		106	2	2%	108
ALL MY KIDS PEDIATRICS INC		76	32	30%	108
BAY VIEW HEALTHCARE		85	22	21%	107
TUSCAN ISLE OPERATING COMPANY LLC DBA		103	4	4%	107
NAVY HOSPITAL			107	100%	107
REGENCY OAKS HEALTH CENTER		105	2	2%	107

COVID-19: testing by laboratory

Data through Mar 28, 2021 verified as of Mar 29, 2021 at 09:25 AM

Data in this report are provisional and subject to change.

The numbers in the table below represent the number of Florida and non-Florida residents for whom test results were received by the Department of Health. A person can be tested by more than one laboratory and can have both positive and negative results. **Therefore, the sum of the numbers in each column will be larger than the total number of people tested.**

Reporting lab	Inconclusive	Negative	Positive	Percent positive	Total
NORTH FLORIDA EVALUATION AND TREATMENT CENTER	2	99	5	5%	106
WEST		92	14	13%	106
HEART OF FLORIDA REGIONAL MED CTR		35	71	67%	106
ELMCROFT OF BELLA VITA		98	8	8%	106
MINUTECLINIC DIAGNOSTIC OF NORTH CAROL		84	21	20%	105
ARDEN COURTS OF WEST PALM BEACH		105			105
Belleair Healthcare Center		99	6	6%	105
PICH KTM CORP DBA MEDTOWN PHARMACY		89	16	15%	105
CAREMOUNT MEDICAL - PATHOLOGY		101	4	4%	105
ST PETERSBURG PEDIATRICS-SEMINOLE		92	13	12%	105
CORNERSTONE MEDICAL CARE OF BRANDON PL		86	19	18%	105
MEDICAL CONSULTANTS OF FLORIDA DBA	1	90	14	13%	105
BAY PINES MEDICAL ASSOCIATES		1	103	99%	104
BIGGERS FAMILY MEDICINE PA	1	91	12	12%	104
MICRO PATH LABORATORIES INC		101	3	3%	104
VIERA HOSPITAL			104	100%	104
BAY REGIONAL URGENT CARE	1	65	38	37%	104
WHITE PLAINS HOSPITAL CENTER LAB		100	4	4%	104
PEDIATRIC CARE CENTER- JACKSONVILLE BEACH		75	29	28%	104
PREDICTIVE LABORATORIES, INC	1	90	13	13%	104
EAST RIDGE RETIREMENT VILLAGE INC		104			104
VISTA MANOR		92	12	12%	104
GRANDE, THE	2	98	4	4%	104
325TH MEDICAL GROUP		87	16	16%	103
DELAND WELLNESS CENTER			103	100%	103
SUNSHINE GARDENS		101	1	1%	102
GENETIC TECHNOLOGICAL INNOVATIONS, LLC		90	12	12%	102
ST MARK ASSISTED LIVING CENTER	1	89	12	12%	102
HENNEPIN HEALTHCARE LABORATORY		102			102
HCTB INC		92	9	9%	101
BAPTIST MEDICAL CENTER SOUTH		81	20	20%	101
BROOKDALE VERO BEACH SOUTH AL		101			101
MERCY MEDICAL URGENT CARE CENTER INC		51	50	50%	101
ADVANCED EMURGENT CARE		27	74	73%	101
HOSPICE OF MARTIN & ST LUCIE, INC		98	3	3%	101
Consulate Health Care of Port Charlotte		98	2	2%	100
GLOBAL CENTRAL LABS AT PPD	2	88	10	10%	100
SIGNATURE HEALTHCARE OF PORT CHARLOTTE		93	7	7%	100
GIBBENS FAMILY MEDICAL, LLC		81	19	19%	100
EMERALD COAST CENTER		96	4	4%	100
LENOX HILL HOSPITAL		92	8	8%	100
XPRESS URGENT CARE- PORT ST. LUCIE		35	65	65%	100
HARBORCHASE OF NAPLES		87	13	13%	100
DOUGLAS T JACOBSON STATE VETERANS HOME		100			100
CCS - BROWARD COUNTY JAIL		94	6	6%	100
PruittHealth Fleming Island		87	13	13%	100
CENTRAL FLORIDA HEALTH CARE		47	52	53%	99

COVID-19: testing by laboratory

Data through Mar 28, 2021 verified as of Mar 29, 2021 at 09:25 AM

Data in this report are provisional and subject to change.

The numbers in the table below represent the number of Florida and non-Florida residents for whom test results were received by the Department of Health. A person can be tested by more than one laboratory and can have both positive and negative results. **Therefore, the sum of the numbers in each column will be larger than the total number of people tested.**

Reporting lab	Inconclusive	Negative	Positive	Percent positive	Total
JOHN KNOX VILLAGE OF CENTRAL FLORIDA		94	5	5%	99
MINUTECLINIC DIAGNOSTIC OF SOUTH CAROLINA, LLC		83	16	16%	99
ORLANDO LUTHERAN TOWERS ASSISTED LIVING		99			99
Cross Landings Health and Rehabilitation		97	2	2%	99
SANIBEL INTERNAL MEDICINE, LLC		96	3	3%	99
SEMINOLE COUNTY HEALTH DEPARTMENT		79	19	19%	98
FLORIDA COMMUNITY HEALTH CENTERS INC			98	100%	98
MACADAMS HOME HEALTH AGENCY		97	1	1%	98
PLAZA OF HALLANDALE BEACH		98			98
LECONTE MEDICAL CENTER LAB		79	19	19%	98
INNOVATIVE GENOMICS, LLC		77	21	21%	98
URINEGOODHANDS LLC		96	2	2%	98
KORGENE LAB	1	28	69	70%	98
PALMS EDGE	1	91	6	6%	98
LANDMARK, THE		48	50	51%	98
RIDGEWOOD DIAGNOSTIC LABORATORY		92	5	5%	97
NORTH SHORE MEDICAL LABS	1	89	7	7%	97
MINNESOTA TWINS		92	5	5%	97
VILLAGE ON THE ISLE		92	5	5%	97
CAN COMMUNITY HEALTH		96	1	1%	97
ASHRAF MEDICAL GROUP PLLC DBA PULSE MD		94	3	3%	97
HEALTH CENTERS AT BRENTWOOD		96	1	1%	97
ARBOR TRAIL		77	20	21%	97
HURLBURT FIELD CLINIC		39	58	60%	97
KALEIDA HEALTH CENTER FOR LABORATORY		91	6	6%	97
PEDIATRIC ASSOCIATES ORLANDO		82	14	15%	96
SUPERIOR RESIDENCES OF LECANTO		81	15	16%	96
BAYSHORE MEMORY CARE		96			96
MINUTECLINIC DIAGNOSTIC OF NORTH CARO		84	12	13%	96
COASTAL DETOX		94	2	2%	96
KEYSTYLE LIVING LLC	1	94	1	1%	96
MARKET STREET VIERA		95	1	1%	96
MINUTECLINIC DIAGNOSTIC OF OHIO LLC		77	18	19%	95
LIFESTREAM BEHAVIORIAL CENTER		74	21	22%	95
ADVENT HEALTH CENTRA CARE - EAST ORLANDO		65	30	32%	95
BLISS HEALTHCARE SERVICES	1	72	22	23%	95
CROSS CITY REHABILITATION AND HEALTH CARE CENTER		72	23	24%	95
MIAMI BEACH COMMUNITY HEALTH CENTER		1	94	99%	95
DEVANSH LAB WERKS INC		79	16	17%	95
THE TERRACE OF KISSIMMEE		80	15	16%	95
MD NOW MEDICAL CENTERS INC		65	29	31%	94
FHMG- FLORIDA HOSPITAL MEDICAL GROUP		83	11	12%	94
QPS, LLC		91	3	3%	94
G & R HEALTH MART PHARMACY		74	20	21%	94
DIAGNOSTIC SOLUTIONS		3	91	97%	94
OCALA CBOC		89	5	5%	94
CONSULATE HEALTH CARE OF SARASOTA	1	93			94

COVID-19: testing by laboratory

Data through Mar 28, 2021 verified as of Mar 29, 2021 at 09:25 AM

Data in this report are provisional and subject to change.

The numbers in the table below represent the number of Florida and non-Florida residents for whom test results were received by the Department of Health. A person can be tested by more than one laboratory and can have both positive and negative results. **Therefore, the sum of the numbers in each column will be larger than the total number of people tested.**

Reporting lab	Inconclusive	Negative	Positive	Percent positive	Total
ADVENT HEALTH CENTRA CARE - WATERMAN		79	15	16%	94
ADVENTHEALTH MEDICAL GROUP PRIMARY CARE		89	4	4%	93
PENNSYLVANIA DEPT OF HEALTH		21	72	77%	93
CARE CENTERS OF NASSAU, LLC - HENDRICKS RD		93			93
PORT CHARLOTTE REHABILITATION CENTER		80	13	14%	93
PRESERVE AT PALM AIRE	3	90			93
East Bay Rehabilitation Center		59	34	37%	93
QUALITY URGENT CARE AND WELLNESS		54	39	42%	93
PATRICK AIR FORCE BASE		3	89	97%	92
Consulate Health Care of Jacksonville		78	14	15%	92
HAWTHORN HOUSE☐		77	14	15%	91
JOHN KNOX VILLAGE OF FLORIDA ALF	1	86	4	4%	91
DEBARY HEALTH AND REHABILITATION CENTER		88	3	3%	91
LABFIRST - DEPARTMENT OF PATHOLOGY		87	4	4%	91
ERIE COUNTY MEDICAL CTR CLINICAL LABS		87	4	4%	91
AVERO DIAGNOSTICS		67	24	26%	91
BAHIA OAKS LODGE		85	6	7%	91
NEW SMYRNA BEACH URGENT CARE			91	100%	91
Ocala Oaks Rehabilitation Center		85	6	7%	91
MAGNOLIA DIAGNOSTIC		2	89	98%	91
HERON CLUB AT PRESTANCIA		89	2	2%	91
CENTURY CENTER FOR REHABILITATION & HEALING		72	18	20%	90
HARBOR BEACH NURSING AND REHABILITATION CENTER		87	3	3%	90
TOTAL CARE PLUS LLC			90	100%	90
STONY BROOK UNIVERSITY MEDICAL CENTER		76	14	16%	90
UNIVERSTIY CENTER MEDICAL LLC DBA	1	85	4	4%	90
KEYS MEDICAL GROUP			90	100%	90
PUTNAM COUNTY SHERIFFS OFFICE		83	7	8%	90
PEDIATRIC SERVICES AND BREATHING CENTER PA		66	23	26%	89
Winter Garden Rehab and Nursing Facility		78	11	12%	89
FREEDOM INN AT TARPON SPRINGS		82	7	8%	89
AFTER HOURS PEDIATRICS			89	100%	89
STUART LODGE LIVING LLC		66	23	26%	89
ATRIUM AT LIBERTY PARK☐		85	4	4%	89
Gabisa Medical LLC		89			89
NORTH FLORIDA SPINE AND WELLNESS		69	20	22%	89
MENORAH HOUSE		88	1	1%	89
FLORIDA DEPARTMENT OF HEALTH IN WALTON COUNTY		75	13	15%	88
Baldwin Pediatrix		77	11	13%	88
LAKE GIBSON VILLAGE, LLC		85	3	3%	88
GOVERNOR'S CREEK HEALTH & REHABILITATION		87	1	1%	88
CALADIUM PEDIATRICS		79	9	10%	88
ARDEN COURTS OF SARASOTA		72	16	18%	88
Lanier Rehab		63	25	28%	88
A COUNTRY PLACE ASSISTED LIVING FACILITY		86	2	2%	88
PACIFIC ANALYTICS			87	100%	87
BAYLOR GENETICS		75	12	14%	87

COVID-19: testing by laboratory

Data through Mar 28, 2021 verified as of Mar 29, 2021 at 09:25 AM

Data in this report are provisional and subject to change.

The numbers in the table below represent the number of Florida and non-Florida residents for whom test results were received by the Department of Health. A person can be tested by more than one laboratory and can have both positive and negative results. **Therefore, the sum of the numbers in each column will be larger than the total number of people tested.**

Reporting lab	Inconclusive	Negative	Positive	Percent positive	Total
CLYDE E LASSEN STATE VETERANS NURSING HOME		62	25	29%	87
BRANDON HEALTH AND REHABILITATION CENTER	1	85	1	1%	87
TOTAL RENAL LABORATORIES INC		77	10	11%	87
Winter Park Care and Rehab		86	1	1%	87
UNIVERSITY OF NEW MEXICO HOSPITAL		87			87
EAST ALABAMA MEDICAL CENTER LABORATORY		75	12	14%	87
DISCOVERY VILLAGE AT THE FORUM		86			86
WINDSOR OAKS		85	1	1%	86
CRESTVIEW URGENT CARE		15	71	83%	86
PALM BAY HOSPITAL			86	100%	86
GRAND OAKS OF JENSEN BEACH LLC		85	1	1%	86
SUNY UPSTATE OVERFLOW LABORATORY		86			86
PENSACOLA DEVELOPMENTAL CENTER		67	19	22%	86
BARRY UNIVERSITY STUDENT HEALTH SERVICES		52	34	40%	86
MEDEXPRESS - BLOOMIN BRANDS		65	20	24%	85
W. FRANK WELLS NURSING HOME		84	1	1%	85
MIAMI SHORES NURSING & REHAB		85			85
LANDMARK HOSPITAL SOUTHWEST FLORIDA LLC		82	3	4%	85
WALGREENS #12673		82	3	4%	85
KINDRED AT HOME		76	9	11%	85
VITAS HEALTHCARE CORP OF FLORIDA		84	1	1%	85
PRMG - EAST NAPLES	1	73	11	13%	85
CATHOLIC HEALTH SYSTEM DEPT LABORATORY		82	2	2%	84
MD 365 MEDICAL CARE PLLC		84			84
NORTH CENTRAL BRONX HOSPITAL		82	2	2%	84
NITE LITE PEDIATRICS - JACKSONVILLE		76	8	10%	84
ARBOR OAKS AT TYRONE	9	73	2	2%	84
PINES OF SARASOTA GARDEN		84			84
LONG TERM CARE OF JAY, LLC		63	21	25%	84
HUNTINGTON HOSPITAL LABORATORY		81	3	4%	84
PUBLIC SQUARE PHARMACY LLC		65	18	22%	83
MORTON PLANT HOSPITAL NURSING			83	100%	83
FLORIDA PEDIATRIC GROUP		31	52	63%	83
CANOPY ON BERRYHILL, THE		51	32	39%	83
LAFAYETTE NURSING AND REHABILITATION CENTER		81	2	2%	83
LABCORP EMPLOYER SERVICES		82	1	1%	83
PARK OF THE PALMS INC		83			83
COOPER FAMILY MEDICAL PLLC		63	20	24%	83
MID FLORIDA PRIMARY CARE PA		69	14	17%	83
EISENHOWER ARMY MEDICAL CENTER		76	7	8%	83
HUNTSVILLE HOSPITAL LABORATORY		57	25	30%	82
LAB		29	53	65%	82
ST VINCENT'S BIRMINGHAM		75	7	9%	82
THE PAVILION FOR HEALTH CARE		72	10	12%	82
ORANGE COUNTY CORRECTIONS HEALTH SERVICES		63	19	23%	82
LAKE HOWELL FAMILY MEDICINE ASSOCIATES		69	13	16%	82
ROSECASTLE AT DELANEY CREEK		81	1	1%	82

COVID-19: testing by laboratory

Data through Mar 28, 2021 verified as of Mar 29, 2021 at 09:25 AM

Data in this report are provisional and subject to change.

The numbers in the table below represent the number of Florida and non-Florida residents for whom test results were received by the Department of Health. A person can be tested by more than one laboratory and can have both positive and negative results. **Therefore, the sum of the numbers in each column will be larger than the total number of people tested.**

Reporting lab	Inconclusive	Negative	Positive	Percent positive	Total
BRILLIANCE ASSISTED LIVING		65	17	21%	82
Lexington Health and Rehabilitation Center		82			82
BISHOP GRADY VILLAS		79	2	2%	81
NORTHEAST FLORIDA STATE HOSP-NURSING		80	1	1%	81
BIO-TECH CLINICAL LABORATORIES		41	40	49%	81
EXPRESS DOCS LLC			81	100%	81
EMERALD COAST BEHAVIORAL HOSPITAL		75	6	7%	81
ACE BIOMEDICAL LABS LLC		68	13	16%	81
JERICOHO URGENT CARE		77	4	5%	81
BEACHES PEDIATRICS PA		75	5	6%	80
PLYMOUTH HOME FOR ADULTS, INC.	8	71	1	1%	80
LIFE HOPE LABS, LLC		79	1	1%	80
BROOKDALE PALM COAST		80			80
PANIRA HEALTHCARE CLINIC		2	78	98%	80
CHAMBREL AT ISLAND LAKE		77	3	4%	80
ALLIANCE PEDIATRICS		49	31	39%	80
PRIMECARE AT TWIN LAKES		1	79	99%	80
ECOLAB GROUP		45	35	44%	80
VETERANS AFFAIRS MEDICAL CENTER - PALO ALTO		28	51	65%	79
PEDIATRIC SERVICES OF AMERICA INC		74	5	6%	79
CBS LABS OF TAMPA LLC		3	76	96%	79
SOUTH LAKE PEDIATRICS		71	8	10%	79
SIGNATURE HEALTHCARE OF MIDDLEBURG		77	2	3%	79
AU HEALTH		65	14	18%	79
EDGEWATER AT WATERMAN VILLAGE		78	1	1%	79
BALMORAL TENANT SERVICES INC	1	43	35	44%	79
MEDRITE URGENT CARE		66	13	16%	79
LAKE MORTON PLAZA☐		75	3	4%	78
NEW MEXICO STATE PUBLIC HEALTH DIVISION		78			78
CENTRAL BALDWIN IMMEDIATE CARE & FAMILY PRACTICE		60	18	23%	78
SIMED LABORATORY		61	16	21%	77
LAB PLUS, LLC AT SAINT THOMAS WEST HOSPITAL		63	14	18%	77
RARITAN BAY PERTH AMBOY		68	9	12%	77
TRUE NORTH HEALTH NAVIGATION LLC DBA DISPATCHHEALTH	1	60	16	21%	77
BOND CLINIC PA		45	32	42%	77
WEST VOLUSIA FAMILY AND SPORTS MEDICINE		75	2	3%	77
HEALTH FIRST - PALM BAY HOSPITAL		2	75	97%	77
ORANGE CITY NURSING AND REHAB		75	2	3%	77
BROWARD HEALTH MEDICAL CENTER CLINICAL LAB			76	100%	76
SUWANNEE COUNTY SHERIFF OFFICE		73	3	4%	76
HOLMES COUNTY HEALTH DEPARTMENT	1	62	13	17%	76
CATHOLIC HEALTH SERVICES REGIONAL LAB		69	7	9%	76
WINDSOR REFLECTIONS		75	1	1%	76
BAYCARE MEDICAL GROUP		70	6	8%	76
GRAND VILLA OF DELAND		70	6	8%	76
DYNAMIC MEDICAL USA			76	100%	76
S-H THIRTY-FIVE OPCO- PORT ST LUCIE, LLC	1	75			76

COVID-19: testing by laboratory

Data through Mar 28, 2021 verified as of Mar 29, 2021 at 09:25 AM

Data in this report are provisional and subject to change.

The numbers in the table below represent the number of Florida and non-Florida residents for whom test results were received by the Department of Health. A person can be tested by more than one laboratory and can have both positive and negative results. **Therefore, the sum of the numbers in each column will be larger than the total number of people tested.**

Reporting lab	Inconclusive	Negative	Positive	Percent positive	Total
CLINICAL PATHOLOGY ASSOCIATES-SONIC REFERENCE LAB		76			76
MOBILE PHYSICIAN SERVICES INC		68	8	11%	76
WALGREENS 9627		70	6	8%	76
JENNIFER J CHIAVETTA-GRLSANTI DC		60	15	20%	75
JACOBI MEDICAL CENTER		70	5	7%	75
PROMEDICA LABORATORIES		21	54	72%	75
BROWARD HEALTH MEDICAL CENTER		3	72	96%	75
WE SCREEN LLC		73	2	3%	75
ADVENTHEALTH EXPRESSCARE		45	30	40%	75
ROYAL CARE OF AVON PARK		71	3	4%	74
BROOKDALE OVIEDO		72	2	3%	74
OAK MANOR NURSING HOME		70	4	5%	74
SCOTT LAKE HEALTH AND REHABILITATION CENTER		71	3	4%	74
NOAH CLINICAL LABORATORY		63	11	15%	74
ST JOHNS COUNTY DETENTION CENTER		73			73
ASSOCIATED CLINICAL LABORATORIES		65	8	11%	73
WATERCREST ST LUCIE WEST	1	69	3	4%	73
DOH-WEST PALM BEACH BRANCH LABORATORY		3	70	96%	73
CONSULATE HEALTH CARE - LAKE MARY		72	1	1%	73
AVOW HOSPICE INC		72			72
WALGREENS 2941		69	3	4%	72
CRAIG BERGER MD PL D/B/A BAY AREA EYE INSTITUTE		72			72
INSTITUTE OF PATHOLOGY KINGS COUNTY		70	2	3%	72
DISCOVERY VILLAGE AT PALM BEACH GARDENS		71	1	1%	72
HAVEN OF OUR LADY OF PEACE		72			72
ALTAMONTE PEDIATRIC ASSOCIATES		31	41	57%	72
Conway Lakes Health and Rehabilitation Center		72			72
EVENTEST, LLC		70	2	3%	72
INN AT ASTON GARDENS AT PELICAN POINTE,THE		67	4	6%	71
Summit Medical Group, Pa DbA Citymd		64	7	10%	71
AMMON LABS		61	10	14%	71
NORTH FLORIDA PEDIATRICS		57	14	20%	71
MISIR DRUGS LLC		58	13	18%	71
ADVANCED LAB		67	4	6%	71
STONY BROOK SOUTHAMPTON		69	2	3%	71
GRACE MEDICAL HOME		57	14	20%	71
TROPICANA MANUFACTURING COMPANY INC		65	6	8%	71
LAKE CITY VA MEDICAL CENTER			71	100%	71
STERLING HOUSE OF TALLAHASSEE	3	62	6	8%	71
DELCARE PA		55	15	21%	70
Highlands Regional Hospital		63	7	10%	70
USF HEALTH MORSANI CENTER		5	65	93%	70
COLONY CARE CENTER		55	15	21%	70
HARMONY CLINIC		1	69	99%	70
GV NAPLES OPCO, LLC		69	1	1%	70
MD LABS		43	27	39%	70
PANCARE HEALTH - MALONE CLINIC		63	7	10%	70

COVID-19: testing by laboratory

Data through Mar 28, 2021 verified as of Mar 29, 2021 at 09:25 AM

Data in this report are provisional and subject to change.

The numbers in the table below represent the number of Florida and non-Florida residents for whom test results were received by the Department of Health. A person can be tested by more than one laboratory and can have both positive and negative results. **Therefore, the sum of the numbers in each column will be larger than the total number of people tested.**

Reporting lab	Inconclusive	Negative	Positive	Percent positive	Total
CENTRAL FLORIDA PEDIATRICS		38	32	46%	70
SUMMIT AT VENICE	2	63	5	7%	70
SUNCOAST COMMUNITY HEALTH CENTERS PEDIATRICS		21	49	70%	70
ADVENT HEALTH - LAKE MARY		60	10	14%	70
LUTHERAN HAVEN ASSISTED LIVING		69			69
BOND CLINIC DR ELDEEB		35	34	49%	69
PARKSIDE INN	3	64	2	3%	69
PLANTATION GENERAL HOSPITAL CLINICAL LAB		26	43	62%	69
HERITAGE HEALTHCARE AND REHABILITATION CENTER		69			69
MEMORIAL MANOR		69			69
LEVY COUNTY DEPARTMENT OF HEALTH		50	19	28%	69
GRAND ST PAUL CVS		69			69
CP/AIG PENSACOLA DEVELOPMENT LLC		66	3	4%	69
SAN JOSE SENIOR CARE LLC	1	43	25	36%	69
FREEDOM SQUARE NURSING CENTER□		61	8	12%	69
SOS MOBILE MEDICAL CARE LLC		58	11	16%	69
CL BRUMBACK PRIMARY CARE CLINICS		17	52	75%	69
PANCARE HEALTH - FREEPORT CLINIC SUITE B		60	9	13%	69
AR ANESTHESIA LLC		67	2	3%	69
BROOKDALE BONITA SPRINGS		67	1	1%	68
BIG BOCA SMILES LLC□		66	2	3%	68
AEL- MEMPHIS		17	51	75%	68
TITUSVILLE FAMILY PRACTICE		16	52	76%	68
INDIGO MANOR□		22	46	68%	68
SUNCOAST OPTIMAL WELLNESS		23	45	66%	68
BENTLEY CARE CENTER		68			68
TREASURE COAST PEDIATRICS PA		62	6	9%	68
MEASE MANOR INC		63	4	6%	67
EC OPCO PENSACOLA, LLC		66	1	1%	67
LONGWOOD CARDIOLOGY			67	100%	67
GENPATH			67	100%	67
THOMAS INTERNAL MEDICINE		56	11	16%	67
AMERICAN FAMILY MEDICAL		53	13	20%	66
MEDEX MEDICAL EXPRESS OF PALATKA			66	100%	66
DEVELOPMENTAL DISABILITIES DEFENDANT PROGRAM		64	2	3%	66
NOMI HEALTH LAB SERVICES LLC		5	61	92%	66
MED EXPRESS		6	60	91%	66
Stratford Court of Palm Harbor		56	10	15%	66
NORTH SHORE UNIVERSITY HOSPITAL LABORATORY		60	6	9%	66
SOMERBY OF SANTA ROSA BEACH		57	9	14%	66
SAMFORD UNIVERSITY HEALTH SERVICES		64	1	2%	65
TREASURE COAST FORENSIC TREATMENT CTR		44	21	32%	65
INFINITY BIOLOGIX LLC OAKDALE		61	4	6%	65
VETERANS AFFAIRS MEDICAL CENTER - GULF COAST		27	38	58%	65
OUT OF STATE		40	25	38%	65
BROOKDALE CENTRE POINTE	1	64			65
OKEECHOBEE URGENT CARE		17	48	74%	65

COVID-19: testing by laboratory

Data through Mar 28, 2021 verified as of Mar 29, 2021 at 09:25 AM

Data in this report are provisional and subject to change.

The numbers in the table below represent the number of Florida and non-Florida residents for whom test results were received by the Department of Health. A person can be tested by more than one laboratory and can have both positive and negative results. **Therefore, the sum of the numbers in each column will be larger than the total number of people tested.**

Reporting lab	Inconclusive	Negative	Positive	Percent positive	Total
FLORIDA MEDICAL CLINIC PA		46	19	29%	65
CORAL GABLES HOSPITAL			65	100%	65
ADVENT HEALTH CENTRA CARE - WINTER GARDEN		19	46	71%	65
WADSWORTH HEALTH CENTER		62	3	5%	65
BOND AND STEELE CLINIC, PA		51	14	22%	65
ISLAND COAST PEDIATRICS		58	7	11%	65
SUMMER VISTA ASSISTED LIVING		38	27	42%	65
GREENLEAF ALF		63	1	2%	64
JOSEPH L MORSE GERIATRIC CENTER	2	59	3	5%	64
NEMOURS CHILDRENS PRIMARY CARE OVIEDO		51	13	20%	64
TRINITY AL SENIOR HOUSING LLC		45	19	30%	64
ARTHREX MEDICAL CENTER		39	25	39%	64
NXGEN MDX		20	44	69%	64
HERNANDO COUNTY FIRE RESCUE DISTRICT		29	34	54%	63
APC PEDIATRICS AT RYE ROAD MEDICAL PARK		63			63
LINCOLN MEDICAL AND MENTAL HEALTH CENTER		60	3	5%	63
FLORIDA HEALTH CARE		8	55	87%	63
DAVID POSNACK JEWISH DAY SCHOOL		63			63
TOWERS HOME CARE		59	4	6%	63
MEDI CLINIC SARASOTA INC		62	1	2%	63
VIERA HEALTH AND REHABILITATION CENTER		62	1	2%	63
BEEHIVE HOMES OF GULF BREEZE		47	16	25%	63
MENTAL HEALTH CARE INC		53	9	15%	62
INTERNAL MEDICINE ASSOCIATES PA		58	4	6%	62
OVERLOOK HOSPITAL LABORATORY		57	5	8%	62
THE GOOD SHEPARDS OF DELAND-WEST		61	1	2%	62
LAKELAND REGIONAL HEALTH		38	24	39%	62
NORTH FLORIDA MEDICAL CENTER		58	4	6%	62
COLLIER COUNTY JAIL		60	2	3%	62
BURRY'S PHARMACY INC		37	25	40%	62
EMERALD COAST HOSPICE		61	1	2%	62
ADVENT HEALTH - PALM COAST		1	61	98%	62
WILSON MEMORIAL REGIONAL MEDICAL CENTER		58	4	6%	62
BLOCK NATION CHASE		50	12	19%	62
PALM BAY URGENT CARE		28	33	54%	61
AESTHETIC ENHANCEMENTS		61			61
MINUTECLINIC DIAGNOSTIC OF NEW JERSEY		54	7	11%	61
AESTHETIC SURGERY CENTER OF WINTER PARK, THE	3	53	5	8%	61
TROY REGIONAL MEDICAL CENTER		50	11	18%	61
MICHAEL AKPEKE MD		52	9	15%	61
VILLAGES VA CBOC	2	54	5	8%	61
BRADFORD COUNTY HEALTH DEPARTMENT		60	1	2%	61
SILVER LAKE PEDIATRICS PA		55	6	10%	61
RITECARE MED CTR H			61	100%	61
WASHINGTON REHABILITATION AND NURSING CENTER		51	10	16%	61
PERSONAL PEDIATRICS		53	7	12%	60
TWIN CREEKS ASSISTED LIVING & MEMORY CARE		57	3	5%	60

COVID-19: testing by laboratory

Data through Mar 28, 2021 verified as of Mar 29, 2021 at 09:25 AM

Data in this report are provisional and subject to change.

The numbers in the table below represent the number of Florida and non-Florida residents for whom test results were received by the Department of Health. A person can be tested by more than one laboratory and can have both positive and negative results. **Therefore, the sum of the numbers in each column will be larger than the total number of people tested.**

Reporting lab	Inconclusive	Negative	Positive	Percent positive	Total
TALLAHASSEE VA OPC		58	2	3%	60
SONORAN DESERT PATHOLOGY ASSOCIATES		3	57	95%	60
BREVARD HEALTH ALLIANCE INC		57	3	5%	60
81ST MEDICAL GROUP		28	32	53%	60
THE PRESERVE AT CLEARWATER		58	2	3%	60
EAST HILL PHARMACY		42	18	30%	60
BioReference Laboratories, Inc		8	52	87%	60
ST FRANCIS HOSPITAL		52	8	13%	60
LPG CONVENIENT CARE AT PINE ISLAND ROAD		54	6	10%	60
CINNAMON COVE ALF		59	1	2%	60
ROCKLEDGE REGIONAL MEDICAL CENTER		30	29	49%	59
Palms at Ponte Vedra Assisted Livning and Memory Care		56	3	5%	59
INTERNAL LAB		50	9	15%	59
STEINHATCHEE FAMILY MEDICAL CENTER□	1	50	8	14%	59
MICHAEL A VENAZIO MD		56	3	5%	59
UHEALTH AT FISHER ISLAND			59	100%	59
CVS MINUTE CLINIC		1	58	98%	59
BIOTECH		52	7	12%	59
FERN PARK DEVELOPMENTAL CENTER		5	54	92%	59
CARDIOLOGY AND MEDICINE ASSOCIATES		43	16	27%	59
MILLENIUM PHYSICIANS GROUP		1	58	98%	59
TBI RESIDENTIAL SERVICES, INC.		48	11	19%	59
WAVE CREST HEALTH AND REHABILITATION CENTER		57	2	3%	59
BIG BEND CARES, INC		51	8	14%	59
PORT CHARLOTTE HMA		51	7	12%	58
MICHIGAN DEPARTMENT OF HEALTH AND HUMAN SERVICES	1		57	98%	58
MEDLOGIC LABORATORIES		3	55	95%	58
Margate Health and Rehabilitation Center		56	2	3%	58
BRANDON COMMUNITY HEALTH CENTER		44	14	24%	58
TUKA PEDIATRICS		7	51	88%	58
HORIZON ALF		57	1	2%	58
SONATA BOCA RATON		54	4	7%	58
PANCARE HEALTH - JACKSON COUNTY		47	11	19%	58
MINUTECLINIC DIAGNOSTIC OF KANSAS, PA		49	9	16%	58
KINDRED HOSPITAL CENTRAL TAMPA BLOOD GAS	1	52	5	9%	58
BUECHELE DENTAL PA DBA CLERMONT FAMILY DENTISTRY		47	10	18%	57
THE PLAYERS CHAMPIONSHIP		57			57
KEY WEST MEDICAL CENTER	1	50	6	11%	57
KAPG FLEMING ISLAND SENIOR HOUSING OPCO LLC	1	56			57
ADVENT HEALTH - MOUNT DORA		10	47	82%	57
CHILDREN'S HOSPITAL OF ALABAMA		56	1	2%	57
BARNETT PARK□		2	55	96%	57
ASCENSION SACRED HEART BAY LABORATORY		54	3	5%	57
ST CLOUD PHYSICIAN MANAGEMENT LLC DBA ST CLOUD		28	29	51%	57
GENESIS DERMATOLOGY		53	4	7%	57
CDR MAGUIRE INC	1	7	49	86%	57
DEPT OF VA MED CENTE-WEST PALM BEACH			57	100%	57

COVID-19: testing by laboratory

Data through Mar 28, 2021 verified as of Mar 29, 2021 at 09:25 AM

Data in this report are provisional and subject to change.

The numbers in the table below represent the number of Florida and non-Florida residents for whom test results were received by the Department of Health. A person can be tested by more than one laboratory and can have both positive and negative results. **Therefore, the sum of the numbers in each column will be larger than the total number of people tested.**

Reporting lab	Inconclusive	Negative	Positive	Percent positive	Total
SUMTER PEDIATRICS		52	5	9%	57
MALCOM RANDALL DEPT OF VAMC			57	100%	57
ALZHEIMERS CARE CENTER OF VIERA LTD		37	20	35%	57
PALM RIVER COMMUNITY HEALTH CENTER		52	5	9%	57
THE CANOPY AT BERRYHILL		57			57
FINLAY CLINICAL LABORATORY		20	36	64%	56
CARE CENTERS OF NASSAU LLC MINER ROAD SOUTH		56			56
KESHAV RX LLC		45	11	20%	56
ROSECASTLE OF JACKSONVILLE LLC		55	1	2%	56
COOPER FAMILY MEDICAL, PLLC		46	10	18%	56
ALEXANDER NININGER STATE VETERANS		56			56
MAUREEN OROURKE-FUTEY			56	100%	56
HIALEAH HOSPITAL RESPIRATORY DEPT			56	100%	56
MARQUIS LABS, LLC		55	1	2%	56
GOOD HEARTS COVID TESTING		13	43	77%	56
THE TRADITION OF THE PALM BEACHES		55	1	2%	56
PHYSICIANS PRIMARY CARE OF SOUTHWEST FLORIDA		39	17	30%	56
FLORIDA HEALTH CARE DELAND			56	100%	56
EAGLES WATCH CLUSTER		47	9	16%	56
MEADOWCREST FAMILY PHYSICIANS PA	1	33	22	39%	56
TIFFANY HALL NURSING AND REHAB		44	12	21%	56
ATRIA PARK OF LAKE FOREST (WG HERITAGE LF LLC)		54	2	4%	56
PATHOLOGY CONSULTANTS OF NEW MEXICO		55			55
Salerno Bay Health & Rehabilitation Center		45	10	18%	55
FAMILY HEALTH CENTER		40	15	27%	55
CAMPBELL URGENT CARE			55	100%	55
SONATA HUNTERS CREEK		47	8	15%	55
KENDALL REGIONAL MEDICAL CENTER LAB	3		52	95%	55
ERDOX		52	3	5%	55
SARATOGA HOSPITAL LABORATORY		50	5	9%	55
NITE LITE PEDIATRICS - PORT ST. LUCIE		46	9	16%	55
ALL AMERICAN URGENT CARE			55	100%	55
GOLDEN POND COMMUNITIES		55			55
PREMIER MEDICAL ASSOCIATES ALL FLORIDA LLC		54	1	2%	55
SAFARI PEDIATRICS PA		54	1	2%	55
APOLLOMDX LABS		32	22	41%	54
WEST ISLIP URGENT CARE		49	5	9%	54
UNITED LABORATORY SERVICES CORPORATION		38	16	30%	54
FAST PACE MEDICAL CLINIC, PLLC		47	7	13%	54
CLERMONT HEALTH AND REHAB		40	14	26%	54
PALM BAY PEDIATRICS		36	18	33%	54
SARASOTA CO. HEALTH DEPT # 58		40	14	26%	54
CAMBRIDGE SECURITY SERVICES		51	3	6%	54
FAMILY EXTENDED CARE OF PUNTA GORDA		54			54
MINUTECLINIC DIAGNOSTIC OF HAWAII LLC		47	7	13%	54
JUNIPER VILLAGE AT NAPLES		53	1	2%	54
FUTURE PEDIATRICS		51	3	6%	54

COVID-19: testing by laboratory

Data through Mar 28, 2021 verified as of Mar 29, 2021 at 09:25 AM

Data in this report are provisional and subject to change.

The numbers in the table below represent the number of Florida and non-Florida residents for whom test results were received by the Department of Health. A person can be tested by more than one laboratory and can have both positive and negative results. **Therefore, the sum of the numbers in each column will be larger than the total number of people tested.**

Reporting lab	Inconclusive	Negative	Positive	Percent positive	Total
ERIC C MRSHAL, MD, PC #1842		51	3	6%	54
ST. CLOUD MEDICAL GROUP		54			54
PROMEDICA SENIOR LIVING		51	3	6%	54
DOT DOC SARASOTA		49	5	9%	54
CERTUS MTD OPCP LLC		52	2	4%	54
SANTA BARBARA CARE CENTER		35	18	34%	53
CVS NY4098030POCT NEW YORK		52	1	2%	53
QUOTIENT SCIENCES LABS LLC			53	100%	53
VALENCIA HOUSE ALF		52	1	2%	53
NICEVILLE URGENT CARE		8	45	85%	53
Osprey Point Nursing Center		51	2	4%	53
MISSION OAKS ASSISTED LIVING		51	2	4%	53
S-H THIRTY FIVE OPCO - ORANGE CITY, LLC		43	10	19%	53
UNIVERSITY OF WEST FLORIDA, THE		52	1	2%	53
SOMERSET			53	100%	53
GENTIVA HEALTH SERVICES CERTIFIED INC		50	3	6%	53
VPA PC LAB		48	5	9%	53
ST VINCENTS PRIMARY CARE		48	5	9%	53
BARNES HEALTHCARE OF FLORIDA LLC		49	4	8%	53
LITTLE NECK URGENT CARE		50	2	4%	52
SNH BRFL TENANT LLC	2	50			52
SOUTHSIDE HOSPITAL NORTHWELL HEALTH LABORATORY		45	7	13%	52
ROCHESTER GENERAL HOSPITAL LABORATORY		48	4	8%	52
INTERNAL MEDICINE SPECIALIST		46	6	12%	52
LPG PRIMARY CARE AT SURFSIDE		46	6	12%	52
ADVENT HEALTH		49	3	6%	52
EMERGENCY PHYSICIANS MEDICAL CENTER LLC		34	18	35%	52
CALHOUN COUNTY HEALTH DEPT		25	27	52%	52
GULFVIEW MEDICAL INSTITUTE		51			51
LAKELAND REGIONAL HEALTH GATEWAY CENTER		28	23	45%	51
OAKS OF CLEARWATER, THE		48	3	6%	51
AVANTE ST CLOUD		48	3	6%	51
INN AT THE FOUNTAINS, THE		34	17	33%	51
MIAMI CLINICAL RESEARCH CORP		12	39	76%	51
PENNSYLVANIA DEPARTMENT OF HEALTH BUREAU OF LABORATORIES			51	100%	51
Jupiter Medical Center Pavilion		50	1	2%	51
LPG PEDIATRICS AT PAGE FIELD		50	1	2%	51
MEDICAL PAVILION CLINIC		36	14	28%	50
MIRIMUS CLINICAL LABS	1	20	29	58%	50
BENTON HOUSE OF PORT ORANGE		44	6	12%	50
SOUTH CAROLINA DEPT OF HEALTH AND ENVIRONMENT CONTROL		11	39	78%	50
ADVENT HEALTH EXPRESS CARE		5	45	90%	50
BETHUNE-COOKMAN UNIVERSITY		32	18	36%	50
SOUTHEAST ALABAMA MEDICAL CENTER			50	100%	50
ORCHID COVE AT DAYTONA		45	5	10%	50
GRAND AVENUE RX			50	100%	50
PORT ST. LUCIE - ZAXBY'S		50			50

COVID-19: testing by laboratory

Data through Mar 28, 2021 verified as of Mar 29, 2021 at 09:25 AM

Data in this report are provisional and subject to change.

The numbers in the table below represent the number of Florida and non-Florida residents for whom test results were received by the Department of Health. A person can be tested by more than one laboratory and can have both positive and negative results. **Therefore, the sum of the numbers in each column will be larger than the total number of people tested.**

Reporting lab	Inconclusive	Negative	Positive	Percent positive	Total
TRADITIONAL HOME HEALTH OF PALM BEACH INC		49	1	2%	50
PHILLIPPE RIDGE		38	12	24%	50
HILA BECKERMAN MD LLC	1	45	4	8%	50
WALGREENS #10373		48	2	4%	50
NORTHBROOK CENTER FOR☐		47	2	4%	49
SOFT CELL LABORATORIES		45	4	8%	49
GEORGE E WEEMS MEMORIAL HOSPITAL LAB		39	10	20%	49
PRACTICE MANAGEMENT OF AMERICA, INC.		7	42	86%	49
MINUTECLINIC DIAGNOSTIC OF SOUTH CAROL		45	4	8%	49
NORTH FLORIDA PEDIATRICS - JACKSONVILLE		44	5	10%	49
SOLARIS SENIOR LIVING NORTH NAPLES		48	1	2%	49
USF		1	48	98%	49
HOME CARE PHARMACY		49			49
BENTLEY VILLAGE II		40	9	18%	49
RAINBOW PEDIATRICS PC LLC / BREAKFAST POINT		38	11	22%	49
ALLEGRO		47	2	4%	49
DOH		23	26	53%	49
HEALTH FIRST - CAPE CANAVERAL HOSPITAL		1	48	98%	49
CENTRA CARE – LAKE NONA		6	43	88%	49
ADVENTHEALTH MEDICAL GROUP MULTISPECIALTY			48	100%	48
NEW YORK PRESBYTERIAN - QUEENS DIAGNOSTIC		44	4	8%	48
LONG ISLAND JEWISH MED CTR		45	3	6%	48
SEWANEE MOLECULAR DIAGNOSTICS LABORATO		48			48
SPRING MANOR ASSISTED LIVING		48			48
PREMIER COMMUNITY HEALTHCARE GROUP INC		46	2	4%	48
PREMIER MEDICAL ASSOCIATES		46	2	4%	48
QHC UPSTATE MEDICAL PC		40	8	17%	48
ST ANTHONYS PRIMARY CARE LLC/JACKSON STREET			48	100%	48
S-H THIRTY FIVE OPCO - LUTZ, LLC		47	1	2%	48
FHMG_CTR FOR SENIOR HEALTH		43	5	10%	48
POPLAR HEALTHCARE PLLC	1	11	36	75%	48
COURTYARD GARDENS OF JUPITER		48			48
NAPLES PEDIATRICS INC☐		43	5	10%	48
GRAND OAKS OF PALM CITY LLC☐	1	41	6	13%	48
THE TERRACE OF JACKSONVILLE		3	45	94%	48
CAREMED INTERNAL MEDICINE		30	18	38%	48
BAY CENTER HURRICANE SHELTER		48			48
LONG ISLAND UNIVERSITY - POST CAMPUS		48			48
ADVENT HEALTH - LAKE WALES		35	12	26%	47
CAPE REGIONAL MEDICAL CENTER		45	2	4%	47
MADISON COUNTY MEMORIAL HOSPITAL LABORATORY		15	32	68%	47
MARIANNA HEALTH AND REHABILITATION CENTER		46	1	2%	47
NAVARRE GARDENS		41	6	13%	47
Citymd Of Toms River		41	6	13%	47
COMPLETE HOME CARE OF THE PALM BEACHES LLC		43	4	9%	47
FELICIDAD MEDICAL CENTER		1	46	98%	47
HERNANDO ENDOSCOPY AND SURGERY CENTER		36	11	23%	47

COVID-19: testing by laboratory

Data through Mar 28, 2021 verified as of Mar 29, 2021 at 09:25 AM

Data in this report are provisional and subject to change.

The numbers in the table below represent the number of Florida and non-Florida residents for whom test results were received by the Department of Health. A person can be tested by more than one laboratory and can have both positive and negative results. **Therefore, the sum of the numbers in each column will be larger than the total number of people tested.**

Reporting lab	Inconclusive	Negative	Positive	Percent positive	Total
INTERLAB		1	46	98%	47
BAPTIST URGENT CARE		43	4	9%	47
MOBILE DOC FL, LLC		29	17	37%	46
ADVENTIST HEALTH SYSTEM FLORIDA		31	15	33%	46
WINTER GARDEN REHAB AND NURSING CENTER		42	4	9%	46
KAPG ST AUGUSTINE SENIOR HOUSING OPCO LLC		37	9	20%	46
PATRICK MANOR INCORPORATED		46			46
CITYMD OF MANAHAWKIN		44	2	4%	46
IMA MEDICAL CENTER		31	15	33%	46
WG EVERGREEN WOODS SH LLC		46			46
HARTFORD HEALTH SERVICES LLC		46			46
SHERMAN-ABRAMS LABORATORY INC		42	4	9%	46
OCOOE PEDIATRICS		39	7	15%	46
CORNERSTONE PEDIATRICS		35	11	24%	46
H LEE MOFFITT CANCER CENTER MICRO		46			46
TAMPA BAY CONCIERGE DOCTOR, LLC		44	2	4%	46
FAMILY EXTENDED CARE OF WINTER HAVEN		44	2	4%	46
NORTH FLORIDA / SOUTH GEORGIA VETERANS HEALTH SYSTEM		1	45	98%	46
PINES NURSING HOME		44	2	4%	46
Guardian Care Nursing and Rehabilitation Center		46			46
INTERCOASTAL MEDICAL GROUP			46	100%	46
POINTE AT NEW PORT PLACE,THE		46			46
TRICORE REF LABS - UNIV OF NM		46			46
EMED LABS, LLC	3	43			46
EAST MANATEE FAMILY	1	1	44	96%	46
NIGHT LITE PEDIATRICS CENTER LLC		10	36	78%	46
PREMIER PLACE HEALTHCARE AT THE GLENVIEW		46			46
COLLIER BLVD HMA PHYSICIAN MANAGEMENT LLC		46			46
ADVENT HEALTH MEDICAL GROUP OB GYN AT		40	6	13%	46
GUIDEWELL EMERGENCY MEDICINE DOCTORS LLC		19	26	58%	45
GRAMERCY PARK URGENT CARE		43	2	4%	45
LARA HEALTH AND WELLNESS CENTER LLC		45			45
BRP SH OPCO LLC		45			45
LINCOLN DIAGNOSTIC LAB		43	2	4%	45
CARE 4 U MANAGEMENT, INC			45	100%	45
STUART URGENT CARE			45	100%	45
COLLIER URGENT CARE CENTERS		44	1	2%	45
HOLY NAME HOSPITAL LABORATORY		43	2	4%	45
BIOREFERENCE LABORATORIES INC		4	41	91%	45
SOUTHPORT SQUARE HARBOUR HEALTH		45			45
ENCOMPASS HEALTH REHABILITATION HOSPITAL OF LARGO		42	3	7%	45
ALLIANCE OF PHYSICIANS AGAINST COVID-19			45	100%	45
REDI-MED WALK-IN FAMILY CARE			45	100%	45
LAKE CO EMPLOYEE HEALTH AND WELLNESS CENTER		41	4	9%	45
PANCARE HEALTH - BAY COUNTY - YOUNGSTOWN		40	5	11%	45
NEXT MOLECULAR ANALYTICS		14	31	69%	45
NEOGENOMICS LABORATORIES INC		45			45

COVID-19: testing by laboratory

Data through Mar 28, 2021 verified as of Mar 29, 2021 at 09:25 AM

Data in this report are provisional and subject to change.

The numbers in the table below represent the number of Florida and non-Florida residents for whom test results were received by the Department of Health. A person can be tested by more than one laboratory and can have both positive and negative results. **Therefore, the sum of the numbers in each column will be larger than the total number of people tested.**

Reporting lab	Inconclusive	Negative	Positive	Percent positive	Total
ADVENTHEALTH MEDICAL GROUP FAMILY MEDICINE		39	5	11%	44
CITY OF CAPE CORAL		34	10	23%	44
Gulf Shore Care Center		39	5	11%	44
LUTHERAN HAVEN EXTENDED CONGREGATE CAR		44			44
CAMP BOGGY CREEK		44			44
FLORIDA HOSPITAL		28	16	36%	44
RADIOLOGY ASSOCIATES OF VENICE AND ENGLEWOOD		42	2	5%	44
THE MERIDIAN AT BOCA RATON	1	43			44
MORTON PLANT			44	100%	44
LYSTER ACH FT RUCKER AL		41	3	7%	44
ASHTON PLACE	3	37	4	9%	44
PEDIATRICS OF CENTRAL FLORIDA – SAINT CLOUD	2	40	2	5%	44
UNION MEDICAL CARE PLLC		43	1	2%	44
WALGREENS 3145		41	3	7%	44
SAN CARLOS PHARMACY		39	5	11%	44
TGH URGENT CARE POWERED BY FAST TRACK			44	100%	44
VANDERBILT UNIVERSITY MEDICAL CENTER		39	5	11%	44
BRANCH MEDICAL CLINIC			43	100%	43
ISLAND URGENT CARE PLLC		41	2	5%	43
ROYAL PALM SENIOR RESIDENCE		43			43
PRINCETON VILLAGE□		39	4	9%	43
VIP WALK IN CLINIC		21	22	51%	43
LOURDES HOSPITAL INC		41	2	5%	43
PINELLAS INTERNAL MEDICINE ASSOCIATES	1	39	3	7%	43
Gulfport Rehabilitation Center		40	3	7%	43
MULBERRY CARE CENTER		36	7	16%	43
PLAINVIEW URGENT CARE		40	3	7%	43
FIRST CHOICE URGENT CARE		12	31	72%	43
MINUTECLINIC, LLC		37	6	14%	43
COURTYARD GARDENS OF BOYNTON BEACH, LLC		40	3	7%	43
DOCTORS CENTER PA,THE		37	6	14%	43
WOLFF CTR FOR CHILD & ADOLESCENT HEALTH PLLC,THE		26	17	40%	43
ADVANCE URGENT CARE CENTER, LLC		2	41	95%	43
LAKE MARY KIDS CENTRA CARE		33	10	23%	43
DUVAL PHARMACY		32	11	26%	43
University Hills health and Rehabilitation		32	10	24%	42
MAIMONIDES-SHALOM ACADEMY, INC		41	1	2%	42
JFK MEDICAL CENTER NORTH LAB		1	41	98%	42
Atlantic Shore Nursing and Rehab		42			42
CVS MINUTE CLINIC DIAGNOSTIC OF NORTH CAROL		36	6	14%	42
MILLENIA ADVANCED SCIENTIFIC LLC			42	100%	42
URGENT CARE & WELLNESS CENTER		10	32	76%	42
CLINICAL LABORATORY		42			42
BENTON HOUSE OF ST. JOHNS		40	2	5%	42
KIVA AT CANTERBURY		25	17	40%	42
OPTUMCARE SOUTH FLORIDA, LLC		35	7	17%	42
SUNCOAST TECHNICAL COLLEGE SCHOOL OF HEALTH		42			42

COVID-19: testing by laboratory

Data through Mar 28, 2021 verified as of Mar 29, 2021 at 09:25 AM

Data in this report are provisional and subject to change.

The numbers in the table below represent the number of Florida and non-Florida residents for whom test results were received by the Department of Health. A person can be tested by more than one laboratory and can have both positive and negative results. **Therefore, the sum of the numbers in each column will be larger than the total number of people tested.**

Reporting lab	Inconclusive	Negative	Positive	Percent positive	Total
PACIFICA SENIOR LIVING OCALA		37	5	12%	42
ATRIA WILLOW WOOD		39	2	5%	41
BRONX LEBANON HOSPITAL-MEDICAL CENTER		37	4	10%	41
ORTHOPAEDIC SURGERY CENTER		41			41
CROSSROADS URGENT CARE		26	15	37%	41
A & R RESEARCH GROUP		35	6	15%	41
FLORIDA HOSPITAL NEW SMYRNA		4	37	90%	41
CITRUS COUNTY HEALTH DEPARTMENT		35	6	15%	41
LEE COMMUNITY HEALTHCARE - LEHIGH		34	7	17%	41
IMA MEDICAL GROUP POINCIANA		18	23	56%	41
LPG PULMONOLOGY-COCONUT POINT		35	6	15%	41
NORTHWELL HEALTH PLAINVIEW HOSPITAL LABORATORY		32	9	22%	41
MID-FLORIDA PATHOLOGY, LLC		33	8	20%	41
STAT ONE URGENT CARE CENTER		2	39	95%	41
NEWPATH DIAGNOSTICS		33	8	20%	41
SIMEDHEALTH LLC		33	8	20%	41
WHITE-WILSON MEDICAL CENTER		30	11	27%	41
CHILDRENS CLINIC		13	28	68%	41
UNIVERSITY OF ALABAMA		38	3	7%	41
PEDIATRICS OF CENTRAL FLORIDA KISSI		33	8	20%	41
AVALON PARK RETIREMENT RESIDENCE		40	1	2%	41
CAPITAL REGIONAL MEDICAL CENTER		2	38	95%	40
LONGLEAF DIAGNOSTIC LABORATORIES		11	29	73%	40
Bon Secours Maria Manor		35	5	13%	40
PRIDE DIAGNOSTICS		24	16	40%	40
ST JOSEPHS HOSPITAL SOUTH HOSPITAL			40	100%	40
M&V SAN JOSE MEDICAL CENTER			40	100%	40
ADVENT HEALTH CENTRA CARE - LAKELAND		30	10	25%	40
NORTH CAROLINA DEPARTMENT OF HEALTH & HUMAN SERVICES	1		39	98%	40
CLINICAL PATHOLOGY LABORATORIES, INC		40			40
LABCORP		16	24	60%	40
ROADS PEDIATRICS,LLC		38	2	5%	40
PREMISE HEALTH MIA		1	38	97%	39
BAY COUNTY JAIL ANNEX		34	5	13%	39
BAYSHORE PATHOLOGY CONSULTANTS PA		37	2	5%	39
STETSON UNIVERSITY STUDENT HEALTH CENTER		3	36	92%	39
JUNIPER VILLAGE AT CAPE CORAL		34	5	13%	39
GUYAN VALLEY WELLNESS CENTER		32	7	18%	39
MEDEX MEDICAL EXPRESS OF PALATKA LLC			39	100%	39
MAIN STREET MEDICAL CENTER OF CRESTVIEW PA		20	19	49%	39
SUNSHINE ASSISTED LIVING		39			39
CEDAR CREEK AT KINGS BAY INC		39			39
BOND CLINIC, PA		9	30	77%	39
TGH URGENT CARE - RIVERVIEW			39	100%	39
MINUTECLINIC DIAGNOSTIC OF NORTH CAROLINA		38	1	3%	39
BRIDGEVIEW CENTER LLC		27	12	31%	39
LAKE INTERNAL MEDICINE ASSOCIATES PA		32	7	18%	39

COVID-19: testing by laboratory

Data through Mar 28, 2021 verified as of Mar 29, 2021 at 09:25 AM

Data in this report are provisional and subject to change.

The numbers in the table below represent the number of Florida and non-Florida residents for whom test results were received by the Department of Health. A person can be tested by more than one laboratory and can have both positive and negative results. **Therefore, the sum of the numbers in each column will be larger than the total number of people tested.**

Reporting lab	Inconclusive	Negative	Positive	Percent positive	Total
GENEXPERT			39	100%	39
CORRECTIONAL MEDICAL GROUP		27	12	31%	39
BROOKDALE BRANDON	1	38			39
BIOFIRE		7	32	82%	39
CDR MAGUIRE - MIAMI BEACH CC MISSION 17388		2	37	95%	39
LIGHTHOUSE PEDIATRICS OF NAPLES		35	4	10%	39
WG BAYPOINT VILLAGE SH LLC		38	1	3%	39
CLINICAL RESEARCH SEQUENCING PLATFORM		8	31	79%	39
EASTERN SHORE URGENT CARE		27	11	29%	38
PEACHTREE IMMEDIATE CARE		17	21	55%	38
MOLECULAR DIAGNOSTICS		5	33	87%	38
AUTUMN OF SARASOTA		12	26	68%	38
Life Care Center of Citrus County		37	1	3%	38
MAKO MEDICAL		21	17	45%	38
ATRIA SAN PABLO		36	2	5%	38
HOMEWOOD RESIDENCE AT FREEDOM PLAZA		37	1	3%	38
THE MEDICAL GROUP OF SOUTH FLORIDA INC		34	4	11%	38
EVIVIA		36	2	5%	38
CCRC @ SUNFLOWER LLC		35	3	8%	38
HIGHLANDS COUNTY FIRE RESCUE		38			38
FLORIDA DEPARMENT OF HEALTH CLAY COUNTY		25	13	34%	38
ANDALUSIA HEALTH		21	17	45%	38
STEWARD MEDICAL GROUP, INC		21	17	45%	38
PATHOGENIUS LABORATORIES		30	7	19%	37
ACCURATE DIAGNOSTIC LAB		35	2	5%	37
MINUTECLINIC DIAGNOSTIC OF RHODE ISLAND, LLC #1544		36	1	3%	37
SOMA MEDICAL CENTER PA #3		5	32	86%	37
HOLZER HEALTH CENTER		5	32	86%	37
PREMIUM HEALTH SERVICES OF TAMPA BAY LLC		19	18	49%	37
FAMILY EXTENDED CARE OF SEBRING INC		35	2	5%	37
NIGHT LITE PEDIATRIC CENTER		10	27	73%	37
BITTINGS APOTHECARY INC		33	4	11%	37
INNOVATION CLINICAL TRIALS, INC			37	100%	37
HR SARASOTA OPERATOR LLC		25	12	32%	37
NAPHCARE INC		32	5	14%	37
BELVEDERE COMMONS OF SUN CITY CENTER		37			37
THE COLLIER AT NAPLES		36	1	3%	37
CONNECTICUT DEPARTMENT OF HEALTH		22	15	41%	37
PONCE THERAPY CARE CENTER		34	3	8%	37
ONE MILO		37			37
TAYLORVILLE FAMILY MEDICINE		30	7	19%	37
ALAN A SMITH MD LLC		34	3	8%	37
ST AUGUSTINE PEDIATRIC ASSOC		33	4	11%	37
ST JOSEPHS CHILDRENS OUTREACH			37	100%	37
BULLS HEAD URGENT CARE		35	2	5%	37
HARMONY HEALTH OPCO, LLC		15	21	58%	36
PECONIC BAY MEDICAL CENTER LABORATORY		27	9	25%	36

COVID-19: testing by laboratory

Data through Mar 28, 2021 verified as of Mar 29, 2021 at 09:25 AM

Data in this report are provisional and subject to change.

The numbers in the table below represent the number of Florida and non-Florida residents for whom test results were received by the Department of Health. A person can be tested by more than one laboratory and can have both positive and negative results. **Therefore, the sum of the numbers in each column will be larger than the total number of people tested.**

Reporting lab	Inconclusive	Negative	Positive	Percent positive	Total
ADULT MEDICINE OF LAKE COUNTY INC			36	100%	36
BVL/LITTLE ANGEL PEDIATRICS		36			36
PROFESSIONAL PEDIATRICS		34	2	6%	36
MINUTECLINIC DIAGNOSTIC MEDICAL GROUP		33	3	8%	36
WASHINGTON COUNTY HEALTH DEPARTMENT		24	12	33%	36
LPG CONVENIENT CARE AT METRO		33	3	8%	36
LPG PRIMARY CARE AT PINE ISLAND		31	5	14%	36
CENTRAL FLORIDA HEALTH CARE INC WAUCHULA SITE 2		29	7	19%	36
FAMILY AND INTERNAL MEDICINE AT AVALON PARK		32	4	11%	36
ALWAYS BEST CARE SENIOR SERVICES		33	3	8%	36
ST JUDE LABORATORIES		33	3	8%	36
IMMEDIATE CARE PA		32	4	11%	36
MINUTECLINIC DIAGNOSTIC OF LOUISIANA		34	2	6%	36
SIDDH INC DBA SAN CARLOS PHARMACY		33	3	8%	36
POARCH BANC CREEK INDIANS TRIBAL HEALTH DEPARTMENT			35	100%	35
WUESTHOFF MEMORIAL HOSPITAL			35	100%	35
ST LUCIE COUNTY JAIL		26	9	26%	35
ALABAMA CLINICS		19	16	46%	35
REHAB AND HEALTHCARE CENTER OF CAPE CORAL		35			35
UNION MEDICAL CARE		35			35
BASSETTI MEDICAL RESEARCH INC		29	6	17%	35
MINUTECLINIC DIAGNOSTIC OF MICHIGAN		32	3	9%	35
NCHD		21	14	40%	35
ARCPPOINT LABS OF WEST PALM BEACH		3	32	91%	35
PARKSIDE HEALTH AND REHABILITATION CENTER			35	100%	35
COLLIER HMA PHYSICIAN MANAGEMENT LLC		27	8	23%	35
IRL		4	31	89%	35
D W MCMILLAN MEMORIAL HOSPITAL		24	11	31%	35
P23 LABS		35			35
PATHGROUP		9	26	74%	35
RIVERHEAD URGENT CARE		34	1	3%	35
FHMG-FLORIDA HOSPITAL MEDICAL GROUP		25	10	29%	35
ADVENT HEALTH - FISH MEMORIAL		2	33	94%	35
VIKOR SCIENTITIC		5	30	86%	35
PALM POINT BEHAVIORAL HEALTH		35			35
ST. MARYS MEDICAL CENTER		1	34	97%	35
MAINSTREET FAMILY URGENT CARE		1	34	97%	35
NORTH FLORIDA PHARMACY		33	2	6%	35
VETERANS AFFAIRS MEDICAL CENTER - NEW YORK HARBOR		34	1	3%	35
CAREHERE LAKE SCHOOLS EMPLOYEE HEALTH CENTER		24	11	31%	35
EAST CENTRAL FLORIDA OUTPATIENT IMAGING		23	12	34%	35
WALGREENS COVID-19		27	8	23%	35
DCH REGIONAL MEDICAL CENTER LABORATORY		34	1	3%	35
UNIVERSITY HOSPITAL		30	5	14%	35
ISLAND LAKE CENTER		14	21	60%	35
NEUROINTERNATIONAL SARASOTA		32	3	9%	35
BENTON HOUSE OF CLERMONT		35			35

COVID-19: testing by laboratory

Data through Mar 28, 2021 verified as of Mar 29, 2021 at 09:25 AM

Data in this report are provisional and subject to change.

The numbers in the table below represent the number of Florida and non-Florida residents for whom test results were received by the Department of Health. A person can be tested by more than one laboratory and can have both positive and negative results. **Therefore, the sum of the numbers in each column will be larger than the total number of people tested.**

Reporting lab	Inconclusive	Negative	Positive	Percent positive	Total
COASTAL LABORATORIES OF FLORIDA		32	3	9%	35
BOCA TOXICOLOGY LLC		33	2	6%	35
LAKE COUNTY SCHOOLS EMPLOYEE HEALTH CENTER		24	11	31%	35
THE SPRINGS OF PARC HILL		33	1	3%	34
FLAGLER HOSPITAL INC	2		32	94%	34
MINUTE CLINIC LLC #2216		32	2	6%	34
MIDDLETOWN MEDICAL P C		24	10	29%	34
TUSCAN GARDENS OF DELRAY BEACH MANAGEMENT COMPANY,		34			34
REDI-MED WALK IN FAMILY CLINIC			34	100%	34
GOLFCREST HEALTHCARE CENTER		34			34
RESIDENTIAL PLAZA AT BLUE LAGOON INC		31	3	9%	34
JACKSON HEALTH SYSTEM		2	32	94%	34
WELLMED AT NEW TAMPA		24	10	29%	34
CITRUS CARE CLINIC			34	100%	34
THORNBURG PEDIATRICS		32	2	6%	34
TRIPLE O MEDICAL SERVICES INC		31	3	9%	34
BAY STREET PHARMACY☐		32	2	6%	34
PARAMOUNT WALK-IN CLINIC		1	33	97%	34
SOUTHCOR LABORATORY		4	30	88%	34
WALK IN MEDICAL URGENT CARE		34			34
SOUTHEASTERN OUTPATIENT SURGERY CENTER		31	3	9%	34
MEDCOMP SCIENCES			34	100%	34
FLORIDA PEDIATRIC GROUP PA		28	6	18%	34
HARBORCHASE OF WELLINGTON CROSSING		32	2	6%	34
GREENSBORO PATHOLOGY LLC		29	5	15%	34
RASHDA ALBIBI M.D. P.A.		31	3	9%	34
AYERS NURSING AND REHABILITATION CENTER		34			34
LONG TERM CARE OF GULF BREEZE LLC		30	4	12%	34
JAMAICA HOSPITAL MEDICAL CENTER		29	4	12%	33
AMBRY GENETICS CORPORATION	23	10			33
AHSE ROP		32	1	3%	33
WINDSOR WOODS REHAB & HEALTHCARE CTR		32	1	3%	33
EVERLYWELL		19	14	42%	33
CORAL HOUSE ASSISTED LIVING COMMUNITY LLC		33			33
VETERANS HOME		1	32	97%	33
FLORIDA DEPARTMENT OF HEALTH IN MONROE COUNTY		27	6	18%	33
NIGHT LITE PEDIATRICS URGENT CARE CENTER			33	100%	33
AMMON ANALYTICAL LABORATORIES		29	4	12%	33
TANVIR H SHAGAR NP		28	5	15%	33
VETERAN AFFAIRS MEDICAL CENTER - JAMES J PETERS		30	3	9%	33
METRO KNOXVILLE HMA		25	8	24%	33
PHYSICIAN ASSOCIATES LLC		26	7	21%	33
BOND CLINIC		3	30	91%	33
JOHN D ARCHBOLD MEMORIAL HOSPITAL		32	1	3%	33
LAKE SHERIFF		32	1	3%	33
Kensington Gardens		33			33
Consulate Health Care of Orange Park		27	6	18%	33

COVID-19: testing by laboratory

Data through Mar 28, 2021 verified as of Mar 29, 2021 at 09:25 AM

Data in this report are provisional and subject to change.

The numbers in the table below represent the number of Florida and non-Florida residents for whom test results were received by the Department of Health. A person can be tested by more than one laboratory and can have both positive and negative results. **Therefore, the sum of the numbers in each column will be larger than the total number of people tested.**

Reporting lab	Inconclusive	Negative	Positive	Percent positive	Total
VILLA COURT LLC		33			33
COMMUNITY MEDICAL CARE CENTER INC			33	100%	33
DAVENPORT PEDIATRICS CLERMONT PA		29	4	12%	33
PHOSPHORUS DIAGNOSTICS		27	6	18%	33
SANFORD MOBILE LAB PGA TOUR		32	1	3%	33
EP MEDICAL EQUIPMENT PHARMACY		29	4	12%	33
WESTWOOD NURSING AND REHABILITATION		28	5	15%	33
ORLANDO CLINICAL RESEARCH CENTER		31	2	6%	33
GREENRIDGE GROUP HOME	3	11	19	58%	33
GRAND VILLA OF ALTAMONTE SPRINGS		26	7	21%	33
PORT SAINT JOHN FAMILY PRACTICE		21	12	36%	33
SOUTHWEST LABS		32			32
LONG BEACH URGENT CARE		32			32
PASSPORT HEALTH ORLANDO		32			32
STATEN ISLAND UNIVERSITY HOSPITAL-POUCH		31	1	3%	32
ROCKLAND URGENT CARE FAMILY HEALTH NP		31	1	3%	32
TRADITIONAL HOME CARE INC		31	1	3%	32
BROOKDALE CANOPY OAKS			32	100%	32
1ST PRIORITY LAB SERVICES		26	6	19%	32
OPIS COQUINA CENTER		32			32
ADVANCED URGENT CARE		12	20	63%	32
Heartland Health Care Center North Sarasota		18	14	44%	32
UNIVERSITY MEDICAL CTR OF PRINCETON AT		30	2	6%	32
CITY OF OCALA EMPLOYEE HEALTH AND WELLNESS CENTER		26	6	19%	32
FLORIDA PRESBYTERIAN HOMES INC		31	1	3%	32
ARTHREX MEDICAL CENTER EAST		25	7	22%	32
GRAND VILLA OF NEW PORT RICHEY		25	7	22%	32
MADISON POINTE CARE CENTER		32			32
IPSUM DIAGNOSTICS		3	29	91%	32
WESTMINSTER ST AUGUSTINE		32			32
COLORADO DEPARTMENT OF HEALTH LABORATORY SERVICES DIVISION			32	100%	32
FORT CAROLINE GARDENS, INC		30	2	6%	32
MINUTE CLINIC DIAGNOSTIC OF VIRGINIA, LLC		32			32
WARDE MEDICAL LABORATORY		24	8	25%	32
REGENCY PARK ASSISTED LIVING FACILITY		29	2	6%	31
EC OPCO TIMBERLIN PARC LLC		31			31
DISCOVERY COMMONS AT BRADENTON		31			31
MICHAEL J D'AMBROSE MD PA		29	2	6%	31
ENT AND ALLERGY ASSOCIATES OF FLORIDA LLC		30	1	3%	31
UNIPATH		24	7	23%	31
ADVENTHEALTH MEDICAL GROUP FAMILY & INTERNAL		12	19	61%	31
LabCorp L#09258130 M#09258125		12	19	61%	31
UR CARE FAMILY AND SPORTS MEDICINE			31	100%	31
JUPITER MEDICAL CENTER PHYSICIANS GROUP, INC		28	3	10%	31
COLLIER ANESTHESIA PAIN LLC		31			31
EASYCARE WALK-IN CLINIC	1	11	19	61%	31
ATLAN		26	5	16%	31

COVID-19: testing by laboratory

Data through Mar 28, 2021 verified as of Mar 29, 2021 at 09:25 AM

Data in this report are provisional and subject to change.

The numbers in the table below represent the number of Florida and non-Florida residents for whom test results were received by the Department of Health. A person can be tested by more than one laboratory and can have both positive and negative results. **Therefore, the sum of the numbers in each column will be larger than the total number of people tested.**

Reporting lab	Inconclusive	Negative	Positive	Percent positive	Total
GROWING TOGETHER PEDIATRICS, LLC		27	4	13%	31
NAPHCARE, INC.		21	10	32%	31
HOLLISMED LLC		29	2	6%	31
PREMIER URGENT CARE CENTER LLC			31	100%	31
HEALTH FIRST - VIERA HOSPITAL		1	30	97%	31
ADVENTHEALTH MEDICAL GROUP FAMILY MEDICINE AT RDV		31			31
THE PALMS PHARMACY, INC		28	3	10%	31
AMERICAN ESOTERIC LABORATORIES		15	16	52%	31
COUNTY OF LOS ANGELES			30	100%	30
MINUTE CLINIC DIAGNOSTIC OF SC, LLC #75		29	1	3%	30
MAGNOLIA DIAGNOSTICS, LLC		3	27	90%	30
AMEERAH LABS			30	100%	30
Okeechobee Health Care Facility		16	14	47%	30
ADVENT HEALTH PRIMARY CARE PLUS, WINTER GARDEN		26	4	13%	30
CLINCLOUD, LLC			30	100%	30
AMELIA ASSISTED LIVING FACILITY		30			30
THE TERRACE AT IVY ACRES ALF		11	19	63%	30
Heritage Park Care and Rehabilitation		30			30
MULBERRY'S MOBILE PROVIDER SERVICES LLC		16	14	47%	30
BOCA BIOLISTIC REFERENCE LAB			30	100%	30
OAK HARBOR ASSISTED LIVING FACILITY		27	3	10%	30
CARILLON SPORTS AND FAMILY MEDICINE		23	7	23%	30
LAKE MARY - STIRLING CENTER SUITE 202			30	100%	30
WEINBERG VILLAGE		29	1	3%	30
OAKMONTE VILLAGE		29	1	3%	30
Wiregrass Rehabilitation Center and Nursing Home		28	2	7%	30
PERDIDO URGENT CARE		1	29	97%	30
FORT VALLEY STATE UNIVERSITY		29	1	3%	30
CIGNA PBSO WEST PALM			30	100%	30
CHIPOLA MEDICAL ASSOCIATES		10	20	67%	30
LEE MEMORIAL HEALTH SYSTEM D/B/A LEE COMMUNITY		27	3	10%	30
HERITAGE WATERSIDE		27	3	10%	30
FLORIDA ENDOSCOPY & SURGERY CTR LLC		30			30
PANCARE HEALTH - BONIFAY K-8			29	100%	29
NURSES HELPING HANDS INC ALF		29			29
STEINHATCHEE DRUGS		23	6	21%	29
MD NOW MEDICAL CENTERS, INC.		26	3	10%	29
SUNTREE INTERNAL MEDICINE		29			29
CENTER ONE SURGERY CENTER		24	5	17%	29
P4CLINICAL	3	2	24	83%	29
ACCESS 365 URGENT CARE		9	20	69%	29
UCLA HEALTHCARE CLINICAL LABS		23	6	21%	29
HUNTINGTON STATION URGENT CARE		28	1	3%	29
BAPTIST PRIMARY BLACK CREEK SOUTH			29	100%	29
FAST PACE MEDICAL CLINIC		26	3	10%	29
ISLAMORADA VILLAGE OF ISLANDS FIRE RESCUE		27	2	7%	29
NEMOURS CHILDRENS CLINIC		22	7	24%	29

COVID-19: testing by laboratory

Data through Mar 28, 2021 verified as of Mar 29, 2021 at 09:25 AM

Data in this report are provisional and subject to change.

The numbers in the table below represent the number of Florida and non-Florida residents for whom test results were received by the Department of Health. A person can be tested by more than one laboratory and can have both positive and negative results. **Therefore, the sum of the numbers in each column will be larger than the total number of people tested.**

Reporting lab	Inconclusive	Negative	Positive	Percent positive	Total
STEWARD MELBOURNE HOSPITAL			29	100%	29
MARYLAND DEPARTMENT OF HEALTH			29	100%	29
CAPE CORAL HOSPITAL ABG LABORATORY		16	13	45%	29
WEISS PEDIATRIC CARE LLC		16	13	45%	29
MINUTE CLINIC, LLC DBA MINUTECLINIC #4505		27	2	7%	29
STUART REHABILITATION AND HEALTHCARE		14	15	52%	29
ROBERT H JENKINS JR VETERANS' DOMICILIARY HOME OF		26	3	10%	29
UNIVERSITY BEHAVIORAL CENTER		29			29
CDC		17	12	41%	29
STATCARE URGENT & WALK IN MEDICAL CARE		26	3	10%	29
MIGUEL E TREVINO MD PA		25	4	14%	29
DUVAL COUNTY HEALTH DEPARTMENT		29			29
DAVID LAWRENCE CENTER		25	4	14%	29
CARE HERE		6	23	79%	29
GULFSIDE HOSPICE INC		26	3	10%	29
UNIV OF ROCHESTER-STRONG MEMORIAL HOSP		28	1	3%	29
FAMILY CARE PARTNERS URGENT CARE LLC		23	6	21%	29
COMPREHENSIVE CHILDCARE		23	6	21%	29
Rehabilitation Center of the Palm Beaches		29			29
PRO HEALTH HARMONY		29			29
RENAISSANCE SENIOR LIVING	1	28			29
PALMS, THE		29			29
ST PETER'S BENDER LABORATORY		28	1	3%	29
SANDALWOOD NURSING CENTER		29			29
INTERIM HEALTHCARE OF NORTHWEST FLORIDA INC		27	2	7%	29
A AND R RESEARCH GROUP LLC		25	4	14%	29
LABORATORY ALLIANCE OF CENTRAL NEW YORK		28	1	3%	29
PALM GARDEN OF JACKSONVILLE		27	2	7%	29
ORANGE PEDIATRICS			28	100%	28
SUNSHINE PEDIATRICS OF CENTRAL FLORIDA PL		26	2	7%	28
WALGREEN		19	9	32%	28
CHILDREN'S MEDICAL CENTER			28	100%	28
RESIDENCE AT BAY VUE		27	1	4%	28
MARION PEDIATRICS PA		21	7	25%	28
PORT ST LUCIE HOSPITAL		25	3	11%	28
CARDIOLOGY AND MEDICINE ASSOCIATES INC		27	1	4%	28
ASTORIA HEALTH AND REHABILITATION CENTER		27	1	4%	28
URGENT CARE CENTER			28	100%	28
CRESTVIEW IMMEDIATE CARE LL		4	24	86%	28
GRAND LIVING AT LAKEWOOD RANCH		27	1	4%	28
NORTH PINELLAS CHILDRENS MEDICAL CENTER			28	100%	28
NATIONAL MENTOR HEALTHCARE LLC			28	100%	28
LEE MEMORIAL HEALTH SYSTEM		24	4	14%	28
FAMILY CARE PARTNERS		18	10	36%	28
PULSE & REMEDY LLC		13	15	54%	28
KEY PRIMARY CARE			28	100%	28
Cleveland Clinic Laboratories		4	24	86%	28

COVID-19: testing by laboratory

Data through Mar 28, 2021 verified as of Mar 29, 2021 at 09:25 AM

Data in this report are provisional and subject to change.

The numbers in the table below represent the number of Florida and non-Florida residents for whom test results were received by the Department of Health. A person can be tested by more than one laboratory and can have both positive and negative results. **Therefore, the sum of the numbers in each column will be larger than the total number of people tested.**

Reporting lab	Inconclusive	Negative	Positive	Percent positive	Total
DOCTOR TODAY TLC LLC			28	100%	28
MINUTECLINIC DIAGNOSTIC OF RHODE ISLAND, LLC #212		28			28
LAKE PLACID HEALTH AND REHABILITATION		1	27	96%	28
JOSEF SCHENKER MD PC DBA CENTERS URGENT		26	2	7%	28
ACTIVE SENIOR LIVING		26	2	7%	28
SYNIVERSE WELLNESS CENTER		24	4	14%	28
UNIVERSITY OF ILLINOIS VETERINARY DIAG	1	26	1	4%	28
LAKELAND NURSING AND REHABILITATION CENTER			28	100%	28
BROOKDALE PHILLIPPI CREEK			28	100%	28
CERON PEDIATRICS & INTEGRATIVE MEDICIN		28			28
BOCA SIMON LAB		1	27	96%	28
EDEN AT CRESTVIEW		12	16	57%	28
JOSEF SCHENKER MD PC		27			27
CHILDRENS MEDICAL CENTER			27	100%	27
HEALTHPARK MEDICAL CENTER ABG LAB		26	1	4%	27
BROWARD HEALTH IMPERIAL POINT NURSING			27	100%	27
MINUTECLINIC, LLC #08366		22	5	19%	27
PINELLAS 1 HOME HEALTH CARE CORP		27			27
VICK STREET MANOR		27			27
BROOKDALE SOUTHPPOINT			27	100%	27
WIREGRASS CLINIC LLC		22	5	19%	27
LEXINGTON PLACE SENIOR LIVING COMMUNITY		27			27
SANITAS		4	23	85%	27
KIVA AT CANTERBURY, LLC		27			27
EXPRESS CARE OF BELLEVIEW		27			27
Grand Villa of Clearwater		25	2	7%	27
ATRIA LADY LAKE		27			27
BROOKWOOD BAPTIST MEDICAL CENTER		26	1	4%	27
JOSEPH SCHENKER MD PC DBA CENTERS URGENT		24	3	11%	27
LOOP PEDIATRICS		22	5	19%	27
THE COMMONWEALTH OF MASSACHUSETTS		1	26	96%	27
BROOKDALE UNIVERSITY HOSPITAL		25	2	7%	27
SPANISH RIVER HIGH SCHOOL ESE		23	4	15%	27
ORLANDO HEALTH PRIMARY CARE PEDIATRICS		27			27
AMERICAN RESEARCH LABS		24	3	11%	27
VASSAR BROTHERS MEDICAL CENTER LABORATORY		25	2	7%	27
FIRST CHOICE PEDIATRICS LOOP		25	2	7%	27
SUNCOAST LABS			27	100%	27
GASTROENTEROLOGY ASSOCIATES OF PENSACOLA PA		23	4	15%	27
UNION CHD		24	3	11%	27
BUREAU OF PUBLIC HEALTH	1	6	20	74%	27
RAINBOW PEDIATRICS		1	26	96%	27
ABL MEDICAL CARE LLC			26	100%	26
LAKES DIALYSIS CENTER INC			26	100%	26
ADVENT HEALTH PARTIN SETTLEMENT HEALTH PARK		18	8	31%	26
HOLIDAY MEDICAL ASSOCIATES		1	25	96%	26
PULMONARY SPECIALISTS OF THE PALM BEACHES		16	10	38%	26

COVID-19: testing by laboratory

Data through Mar 28, 2021 verified as of Mar 29, 2021 at 09:25 AM

Data in this report are provisional and subject to change.

The numbers in the table below represent the number of Florida and non-Florida residents for whom test results were received by the Department of Health. A person can be tested by more than one laboratory and can have both positive and negative results. **Therefore, the sum of the numbers in each column will be larger than the total number of people tested.**

Reporting lab	Inconclusive	Negative	Positive	Percent positive	Total
MINUTECLINIC, LLC #4230		22	4	15%	26
EXPRESS FAMILY CARE LLC		11	15	58%	26
GOOD SAMARITAN HOSPITAL LABORATORY		23	3	12%	26
THE MINIER URGENT CARE		20	6	23%	26
MONTEFIORE NEW ROCHELLE HOSPITAL		24	2	8%	26
GRAND VILLA OF DEL RAY WEST		23	3	12%	26
WAKULLA COUNTY HEALTH DEPARTMENT		12	14	54%	26
MARTHA'S HOUSE & ASSISTED LIVING FACILITY		26			26
URGENT FAMILY CARE INC		23	3	12%	26
MINUTE CLINIC DIAGNOSTIC OF VIRGINIA		21	5	19%	26
LOT HEALTH SERVICES☐	1	25			26
BAYCARE HEALTH SYSTEMS, LLC			26	100%	26
FLORIDA MEDICAL CLINIC - MULTI SPECIALTY CAMPUS		9	17	65%	26
MONCRIEF ARMY HEALTH CLINIC			26	100%	26
COLORADO DEPARTMENT OF PUBLIC HEALTH AND ENVIRONMENT			26	100%	26
DARDEN WELLNESS CENTER		23	3	12%	26
WEST BROWARD CARE CENTER		24	2	8%	26
EAST HILL MEDICAL GROUP		17	9	35%	26
MINIMALLY INVASIVE VASCULAR INC		24	2	8%	26
Clearwater Center		12	14	54%	26
ADVENT HEALTH MEDICAL GROUP- FAMILY MEDICINE AT DR. PHILIPS		21	5	19%	26
EPIC REFERENCE LABS INC			26	100%	26
LABORATORY MEDICINE CONSULTANTS-LMC PA		24	2	8%	26
LEE PHYSICIAN GROUP		23	3	12%	26
TREEHOUSE PEDIATRICS & FAMILY CARE		26			26
MINUTECLINIC DIAGNOSTIC OF TEXAS		22	4	15%	26
OAKTREE HEALTHCARE			26	100%	26
PARK WEST MEDICAL CENTER		25	1	4%	26
PALM BEACH COUNTY FIRE RESCUE		24	2	8%	26
Summit Medical Group Westfield Lab		22	3	12%	25
MADWAR		19	6	24%	25
ADVENT HEALTH EXPRESS		9	16	64%	25
URGENT CARE USA LLC		2	23	92%	25
TALLAHASSEE DEVELOPMENTAL CENTER☐		24	1	4%	25
SUNQUEST		3	22	88%	25
MEDEXPRESS URGENT CARE - BLOOMINGTON		22	3	12%	25
GREEN GABLES ASSISTED LIVING FACILITY		25			25
MINUTECLINIC DIAGNOSTIC OF PENNSYLVANI		24	1	4%	25
CANTON-POTSDAM HOSPITAL LABORATORY		24	1	4%	25
HUNT CLUB PEDIATRIC ASSOCIATES LLC		21	4	16%	25
COASTAL COMPLETE CARE		11	14	56%	25
SOUTH FLORIDA DIALYSIS CENTER		8	17	68%	25
ADVENT HEALTH - LAKE MARY PEDIATRICS		16	9	36%	25
SUMMERGATE PHARMACY		23	2	8%	25
MD BEAUTY LABS, PA		23	2	8%	25
WESTPAC LABS		1	24	96%	25
PBSO WEST PALM FAMILY PRACTICE		1	24	96%	25

COVID-19: testing by laboratory

Data through Mar 28, 2021 verified as of Mar 29, 2021 at 09:25 AM

Data in this report are provisional and subject to change.

The numbers in the table below represent the number of Florida and non-Florida residents for whom test results were received by the Department of Health. A person can be tested by more than one laboratory and can have both positive and negative results. **Therefore, the sum of the numbers in each column will be larger than the total number of people tested.**

Reporting lab	Inconclusive	Negative	Positive	Percent positive	Total
ENCOMPASS HEALTH REHABILITATION HOSPITAL OF SARASOTA		25			25
DELRAY BEACH FACIAL PLASTIC SURGERY		25			25
ARCPPOINT LABS OF FORT LAUDERDALE		25			25
MINUTECLINIC DIAGNOSTIC OF TN, PC 374		21	4	16%	25
WOMENS CARE FLORIDA LABORATORY		25			25
ASSISTED LIVING OF BROWARD		25			25
THE WATERMARK AT VISTAWILLA		25			25
CLEARWATER EMPLOYEE HEALTH CLINIC		9	16	64%	25
COASTAL SKIN SURGERY AND DERMATOLOGY		18	7	28%	25
GRAND VILLA OF ENGLEWOOD		20	5	20%	25
Casa Mora Rehabilitation & Extended Care		25			25
ST. CLOUD HOSPITAL		20	5	20%	25
FEDERAL PRISON CAMP PENSACOLA			25	100%	25
COOPER HEALTHCARE		22	3	12%	25
RJ LEE GROUP	1	23	1	4%	25
MAYO CLINIC JACKSONVILLE		1	24	96%	25
MINUTE CLINIC DIAGNOSTIC OF NEW JERSEY		24	1	4%	25
CARENOW - DOWNTOWN NORTH GULCH		24	1	4%	25
MADISON COUNTY MEMORIAL HOSP		12	12	50%	24
VILLAGES REHABILITATION AND NURSING CENTER		24			24
ENGLEWOOD HOSPITAL AND MEDICAL CENTER		19	5	21%	24
TIMBERLANE LODGE ALF	1	16	7	29%	24
HERITAGE OAKS ASSISTED LIVING & MEMORY CARE		20	4	17%	24
PACIFICA SENIOR LIVING FORT MYERS		15	9	38%	24
SANFORD PEDIATRIC ASSOCIATES, PA		22	2	8%	24
PHYSICIANS STAT		3	21	88%	24
STATE LAB		2	22	92%	24
CARE CENTERS OF NASSAU LLC MINER ROAD NORTH		24			24
ENCOMPASS HEALTH REHABILITATION HOSPITAL OF PANAMA CITY		19	5	21%	24
URGENT CARE USA			24	100%	24
CENTERPLACE HEALTH		3	21	88%	24
TOTAL ACCESS URGENT CARE		1	23	96%	24
NOVANT HEALTH		18	6	25%	24
ACCESS HEALTH CARE PHYSICIANS LLC		10	14	58%	24
MINUTECLINIC, LLC, DBA MINUTECLINIC #5		21	3	13%	24
SENIOR LIVING IV SUN CITY LLC		17	7	29%	24
AVENTIS BIO-SERVICES CTL		24			24
Grand Villa of Deerfield Beach		22	2	8%	24
LABORATORY DYNAMICS		20	4	17%	24
GRAND VILLA OF ST. PETERSBURG		22	2	8%	24
SENIOR HEALTH OF WINTER PARK DUNDEE		24			24
PRIME CARE ONE LLC/HARBORCHASE OF VENICE			24	100%	24
CSH LAKE ORIENTA LP		24			24
ATRIA AT ST JOSEPHS		24			24
THE LODGE AND REHABILITATION CENTER		9	15	63%	24
HEALTH MED CENTERS		24			24
THE CHAPPEL GROUP RESEARCH		24			24

COVID-19: testing by laboratory

Data through Mar 28, 2021 verified as of Mar 29, 2021 at 09:25 AM

Data in this report are provisional and subject to change.

The numbers in the table below represent the number of Florida and non-Florida residents for whom test results were received by the Department of Health. A person can be tested by more than one laboratory and can have both positive and negative results. **Therefore, the sum of the numbers in each column will be larger than the total number of people tested.**

Reporting lab	Inconclusive	Negative	Positive	Percent positive	Total
PALMETTO PEDIATRICS			24	100%	24
ASURANCE SCIENTIFIC LABORATORIES		24			24
WESTMINSTER WOODS ON JULINGTON CREEK		22	2	8%	24
FINLAY C. LABORATORY		4	20	83%	24
ROWLETT MIDDLE ACADEMY		22	2	8%	24
ALAN SERURE MD		24			24
SPRINGWOOD COURT		19	5	21%	24
AIR, LAND & SEA PHYSICALS & CONSULTATIONS, LLC		23	1	4%	24
VIRTUA		20	4	17%	24
TARPON BAYOU CENTER			24	100%	24
RAINBOW PEDIATRIC CENTER		2	22	92%	24
MID FLORIDA PATHOLOGY LLC		23	1	4%	24
WELLMED AT PLANT CITY		11	13	54%	24
MAGNOLIA PEDIATRICS		4	20	83%	24
HENNEPIN COUNTY MEDICAL CENTER (HCMC)		13	11	46%	24
COURTYARDS OF ORLANDO		24			24
WELLNOW URGENT CARE		23	1	4%	24
PHYSICIANS PRIMARY CARE OF SW FLORIDA PL		24			24
SHORE MEMORIAL HOSPITAL		21	3	13%	24
MED PLUS FLORENCE		20	4	17%	24
SUMMIT MEDICAL GROUP - 75 E NORTHFIELD		22	2	8%	24
HALIFAX HEALTH URGENT CARE		4	20	83%	24
PALMS MEDICAL GROUP - LAKE CITY WEST		3	21	88%	24
COMMUNITY HEALTH OF SOUTH FLORIDA			24	100%	24
BOZEMAN HEALTH DEACONESS HOSPITAL		18	5	22%	23
BAYFRONT FAMILY HEALTH CENTER		3	20	87%	23
NOBLE SENIOR LIVING		3	20	87%	23
NEW JERSEY		22	1	4%	23
ORLANDO FAMILY MEDICINE		8	15	65%	23
PHYSICIANS CARE		20	3	13%	23
ADVENTHEALTH MEDICAL GROUP PULMONOLOGY		20	3	13%	23
ADVANCED URGENT CARE CENTER		7	16	70%	23
ROSLYN URGENT CARE		23			23
GRAND VILLA OF PINELLAS PARK		21	2	9%	23
WILLAMETTE VALLEY TOXICOLOGY LLC		21	2	9%	23
ADEPT INPATIENT MEDICAL SERVICES PC		23			23
WOODHOUSE INC		17	6	26%	23
TIFFANY LAKE CARE CENTERS INC		23			23
UNIVERSITY HILLS HEALTH AND REHABILITATION CENTER		18	5	22%	23
PM PEDIATRICS		22	1	4%	23
CARLOS F FUSTER MD PA		21	2	9%	23
ISLAND COAST PEDIATRICS PA		22	1	4%	23
EGL GENETIC DIAGNOSTICS		1	22	96%	23
NEWYORK-PRESBYTERIAN/ LAWRENCE HOSPITAL LABORATORY		21	2	9%	23
CORE LABORATORY		1	22	96%	23
UF HEALTH NORTH JACKSONVILLE			23	100%	23
OMEGA LABORATORIES		19	4	17%	23

COVID-19: testing by laboratory

Data through Mar 28, 2021 verified as of Mar 29, 2021 at 09:25 AM

Data in this report are provisional and subject to change.

The numbers in the table below represent the number of Florida and non-Florida residents for whom test results were received by the Department of Health. A person can be tested by more than one laboratory and can have both positive and negative results. **Therefore, the sum of the numbers in each column will be larger than the total number of people tested.**

Reporting lab	Inconclusive	Negative	Positive	Percent positive	Total
ENCOMPASS HEALTH REHABILITATION HOSPITAL		23			23
JUST FOR KIDS PEDIATRICS		5	18	78%	23
LAKEVIEW HEALTH CARE SYSTEMS		9	14	61%	23
SARASOTA MEMORIAL NURSING & REHABILITATION CTR		23			23
ELLKAY HEALTHCARE DATA PLUMBERS	23				23
EMORY BENNETT VETERANS NURSING HOME	1	22			23
UNIV OF NORTH ALABAMA HEALTH CENTER		22	1	4%	23
WUESTHOFF MEDICAL CENTER-MELBOURNE			23	100%	23
FORT SANDERS REGIONAL LABORATORY		23			23
FLORENCE J HUNT STUDENT WELLNESS CENTER - HEALTH SERVICES (ABBOTT)		22			22
TEN HEALTHCARE		6	16	73%	22
EMORY UNIVERSITY HOSPITAL		18	4	18%	22
HARBOUR ISLAND PEDIATRICS		13	9	41%	22
DALE MEDICAL CENTER		17	5	23%	22
ROCKLEDEGE REGIONAL MEDICAL CENTER		17	5	23%	22
EBEIDS MD PEDIATRICS		19	3	14%	22
NEW YORK PRESBYTERIAN - ALLEN HOSPITAL		22			22
MINUTECLINIC DIAGNOSTIC OF TN PC #320		14	8	36%	22
CHARLOTTE CHD PORT CHARLOTTE		18	4	18%	22
EXPRESS CARE OF TAMPA BAY LLC		2	20	91%	22
ELAN SPANISH SPRINGS		4	18	82%	22
MEDI STATION			22	100%	22
MORNINGSIDE MANOR & VILLA ADULT CARE C		22			22
SOLE HEALTH LLC		22			22
HUNT CLUB MEDICAL		15	7	32%	22
CARESPOT		2	20	91%	22
South Heritage Health and Rehab		22			22
STEWARD MEDICAL GROUP INC			22	100%	22
Wesley Place on Honeysuckle		20	2	9%	22
SMH PHYSICIAN SERVICES INC		21	1	5%	22
GILCHRIST COUNTY JAIL		20	2	9%	22
FLORIDA PEDIATRICS		6	16	73%	22
CL BRUMBACK PRIMARY CARE CLINIC LANTANA		2	20	91%	22
FORT PIERCE FAMILY CARE INC		16	6	27%	22
FAMILY AND AFTER HOURS CARE		22			22
APOLLO SURGERY CENTER		20	2	9%	22
RAYMOND BASRI MD		20	2	9%	22
NORTHWEST FLORIDA COMMUNITY HOSPITAL 3RD FLOOR		20	2	9%	22
ST VINCENTS AMBULATORY CARE INC DBA		19	3	14%	22
MARATHON HEALTH FOR LIFE		19	3	14%	22
GLEN COVE HOSPITAL		22			22
ST VINCENT'S EAST		20	2	9%	22
FLORIDA HOSPITAL LABS		12	10	45%	22
OLIVE BRANCH HEALTH AND REHABILITATION CENTER			22	100%	22
JUPITER MEDICAL CENTER			22	100%	22
ST ELIZABETH MEDICAL CENTER LABORATORY		19	3	14%	22
SEAGRASS VILLAGE			22	100%	22

COVID-19: testing by laboratory

Data through Mar 28, 2021 verified as of Mar 29, 2021 at 09:25 AM

Data in this report are provisional and subject to change.

The numbers in the table below represent the number of Florida and non-Florida residents for whom test results were received by the Department of Health. A person can be tested by more than one laboratory and can have both positive and negative results. **Therefore, the sum of the numbers in each column will be larger than the total number of people tested.**

Reporting lab	Inconclusive	Negative	Positive	Percent positive	Total
MOBILE DIVISION LABORATORY		7	15	68%	22
ERIC C MARSHAL MD, PC DBA MINUTECLINIC		21	1	5%	22
UAH STUDENT HEALTH CENTER		15	7	32%	22
DIACARTA INC.		22			22
GERALD J KIVETT MD		20	2	9%	22
MIDNIGHT MEDICINE			22	100%	22
PULSE MEDICAL GROUP INC			22	100%	22
TOTTENVILLE CIRCLE URGENT CARE		22			22
KELLY'S ASSISTED LIVING FACILITY		22			22
ST JUDE CHILDRENS RESEARCH HOSPITAL		21			21
CONNECTDX		6	15	71%	21
UPMC CHAUTAUQUA AT WCA LABORATORY		20	1	5%	21
LAKE HOWARD HEIGHTS	1	18	2	10%	21
JEFFERSON K-12, A SOMERSET SCHOOL- CLINIC		17	4	19%	21
ADVENT HEALTH - FOUR CORNERS ER		14	7	33%	21
PALM BAY FAMILY PRACTICE		4	17	81%	21
KINDRED HOSPITAL OCALA		18	3	14%	21
MINUTECLINIC, LLC, DBA MINUTECLINIC #2544		20	1	5%	21
NEW YORK METHODIST HOSPITAL		17	4	19%	21
MINUTECLINIC DIAGNOSTIC OF TN PC #6435		19	2	10%	21
CENTRAL FLORIDA PEDIATRIC URGENT CARE LLC		17	4	19%	21
CVS NC7588POCT ASHEVILLE		18	3	14%	21
METROPOLITAN CHARITIES INC		19	2	10%	21
FLUSHING HOSPITAL MEDICAL CENTER		17	4	19%	21
MORRIS PARK URGENT CARE		18	3	14%	21
LMH SKILLED NURSING UNIT		21			21
CAREATC INC BRANDON	2	18	1	5%	21
CLINICAL PATHOLOGY LABORATORIES SOUTHEAST			21	100%	21
INTERNATIONAL MEDICAL LABORATORY INC		21			21
UTAH DEPARTMENT OF HEALTH			21	100%	21
FLORIDA MEDICAL CLINIC IM MLK		14	7	33%	21
CANCER RESEARCH LAB, BOB JONES UNIVERSITY		20	1	5%	21
ROCKLEDGE FAMILY HEALTH			21	100%	21
SOUTH NASSAU COMMUNITIES HOSPITAL		17	4	19%	21
WELLMED AT LAKE COPELAND		15	6	29%	21
PRIMECARE OF DOTHAN-DALEVILLE CLINIC		16	5	24%	21
OHIO CVS STORES, LLC DBA		19	2	10%	21
ST VINCENT'S URGENT CARE		18	3	14%	21
COASTAL FAMILY PRACTICE		13	8	38%	21
MINUTECLINIC DIAGNOSTIC OF TN PC #378		20	1	5%	21
COLUMBIA MEMORIAL HOSPITAL		21			21
ARDEN COURTS OF WINTER SPRINGS		18	3	14%	21
ADIRONDACK MEDICAL CENTER		21			21
HOWARD BEACH URGENT CARE		21			21
PONCE PLAZA NURSING & REHAB CENTER		4	16	80%	20
DIXIE COUNTY HEALTH DEPARTMENT		13	7	35%	20
MEDEMERGE		18	2	10%	20

COVID-19: testing by laboratory

Data through Mar 28, 2021 verified as of Mar 29, 2021 at 09:25 AM

Data in this report are provisional and subject to change.

The numbers in the table below represent the number of Florida and non-Florida residents for whom test results were received by the Department of Health. A person can be tested by more than one laboratory and can have both positive and negative results. **Therefore, the sum of the numbers in each column will be larger than the total number of people tested.**

Reporting lab	Inconclusive	Negative	Positive	Percent positive	Total
BROOKDALE MANDARIN CENTRAL		7	13	65%	20
BLUE SPRINGS SURGERY CENTER		20			20
ESOTERIX GENETIC LABORATORIES		16	4	20%	20
HOPE HEALTHCARE		20			20
HOUSE CALLS PROFESSIONAL LLC		17	3	15%	20
MINUTECLINIC DIAGNOSTIC OF NORTH		18	2	10%	20
SONATA BOYNTON BEACH		18	2	10%	20
A LILIKO'I PHARMACY LLC		19	1	5%	20
WINSHIPS PHARMACY INC		20			20
STATEN ISLAND UNIVERSITY HOSPITAL		19	1	5%	20
BAYCARE MEDICAL GROUP INC		1	19	95%	20
PRIMARY CARE SPECIALISTS OF ORLANDO LLC		15	5	25%	20
SOUTH FLORIDA BAPTIST HOSPITAL			20	100%	20
PROFESSIONAL PARK PEDIATRICS PA			20	100%	20
MINUTECLINIC DIAGNOSTIC OF ILLINOIS L		15	5	25%	20
ESTATES MEDICAL CENTER		12	8	40%	20
TREASURE ISLE LLC		20			20
TENNESSEE DEPARTMENT OF HEALTH		15	5	25%	20
MARQUES PEDIATRICS			20	100%	20
CONSOLIDATED LAB SERVICES		10	10	50%	20
PEDIATRIC ASSOCIATES PA		17	3	15%	20
WINTER PARK FAMILY PRACTICE LLC		17	3	15%	20
REDITUS LABORATORIES			20	100%	20
Sovereign Laboratory Services, LLC		17	3	15%	20
GRAND VILLA OF ORMOND BEACH		17	3	15%	20
VIERA FAMILY MEDICINE AND WELLNESS		16	4	20%	20
BEST MEDICAL CENTER		11	9	45%	20
CARESPOT OF NOCATEE		1	19	95%	20
LAKE WORTH MANOR		19	1	5%	20
BAYFRONT HMA CONVENIENT CARE, LLC		2	18	90%	20
SOMA MEDICAL CENTER # 4		2	18	90%	20
SOUTH CAROLINA DEPARTMENT OF HEALTH			20	100%	20
GOOD SAMARITAN SOCIETY OF DAYTONA		16	4	20%	20
MINUTECLINIC DIAGNOSTICS MEDICAL GROUP		19	1	5%	20
GUARDANT HEALTH		14	6	30%	20
CVS NC3516POCT WINSTON SALEM		18	2	10%	20
TGH MEDICAL GROUP LABORATORY CARROLLWOOD			20	100%	20
1 TOUCH TOTALCARE SOLUTIONS		18	2	10%	20
MEDICAL EXPRESS CORP		18	2	10%	20
HEALTHY MINORS, LLC.		20			20
AHMG SURGICAL SPECIALIST		20			20
POINT OF CARE CLINICS PRIMARY CARE		20			20
ADVANCED HEALTHCARE ASSOCIATES		18	2	10%	20
DEPT OF VA MEDICAL CENTER - BAY PINES			20	100%	20
BAY PEDIATRICS PA		18	2	10%	20
BETHESDA HEALTH PHYSICIAN GROUP INC			20	100%	20
HENDRY REGIONAL CORPORATE HEALTH			20	100%	20

COVID-19: testing by laboratory

Data through Mar 28, 2021 verified as of Mar 29, 2021 at 09:25 AM

Data in this report are provisional and subject to change.

The numbers in the table below represent the number of Florida and non-Florida residents for whom test results were received by the Department of Health. A person can be tested by more than one laboratory and can have both positive and negative results. **Therefore, the sum of the numbers in each column will be larger than the total number of people tested.**

Reporting lab	Inconclusive	Negative	Positive	Percent positive	Total
ODYSSEY HEALTHCARE OF MARION COUNTY, LLC		19	1	5%	20
NANO HEALTH ASSOCIATES LLC		19			19
ENCOMPASS HOME HEALTH OF THE SOUTHEAST LLC		19			19
GLEN OAKS URGENT CARE		18	1	5%	19
STATCARE URGENT AND WALK-IN MEDICAL CA		17	2	11%	19
HARLEM HOSPITAL CENTER		18	1	5%	19
BARTON FAMILY PRACTICE		8	11	58%	19
FOX FAMILY PRACTICE		19			19
FAMILY CARE CYPRESS CREEK		1	18	95%	19
REGENCY SQUARE MALL - SEARS		3	16	84%	19
INTEGRATED REGIONAL LABORATORIES - LARGO			19	100%	19
ANYLABTESTNOW		6	13	68%	19
MINUTECLINIC DIAGNOSTIC OF NORTH CAROLINA PC		16	3	16%	19
MED HEALTH SERVICES		18	1	5%	19
FLORIDA HOSPITAL WINTER GARDEN		15	4	21%	19
BAPTIST MEMORIAL HEALTH CARE		17	2	11%	19
MINUTECLINIC DIAGNOSTIC PA		17	2	11%	19
TAMPA URGENT CARE			19	100%	19
FLORIDA COMMUNITY HEALTH CENTER OF ST. LUCIE		1	18	95%	19
COMMONWEALTH OF MASSACHUSETTS			19	100%	19
BRIDGEWAY HEALTH CLINICS INC			19	100%	19
EDWARD S BENNETT MD PLLC		19			19
MICHELLE S PAGE MD PA		18	1	5%	19
BAYVIEW MEDICAL		19			19
JACKSON NORTH MEDICAL CENTER		2	17	89%	19
MONROE COUNTY DETENTION CENTER			19	100%	19
GENTIVA HEALTH SERVICES		17	2	11%	19
GRACE WELLNESS CENTER		8	11	58%	19
SEVEN RIVERS REGIONAL MEDICAL CENTER		5	14	74%	19
GRAND VILLA OF BOYNTON BEACH		18	1	5%	19
EMERALD COAST HOSPICE - CRESTVIEW		19			19
Citymd Of Lacey		16	3	16%	19
NO NAME		8	11	58%	19
BAPTIST MEDICAL GRP URGENT CARE & OCC HEALTH AIRPO		19			19
ROSS MEDICAL GROUP			19	100%	19
SOUTHEAST GEORGIA HEALTH SYSTEM, INC		16	3	16%	19
SHELBY BAPTIST MEDICAL CENTER		14	5	26%	19
CARE POINT HEALTH & WELLNESS CENTER		19			19
OCEAN REEF MEDICAL CENTER, LLC			19	100%	19
LOVING CARE OF THE TREASURE COAST LLC	1	13	5	26%	19
MCWHORTER SCHOOL OF PHARMACY		19			19
MEDEXPRESS URGENT CARE WEST TAMPA			19	100%	19
WACO HHSSURGEWACO	1	15	3	16%	19
OCEANSIDE URGENT CARE		19			19
COMMUNITY HOME HEALTH CARE		19			19
LAB INTERMARKET FACILITY LAB		1	18	95%	19
BAYFRONT MEDICAL			19	100%	19

COVID-19: testing by laboratory

Data through Mar 28, 2021 verified as of Mar 29, 2021 at 09:25 AM

Data in this report are provisional and subject to change.

The numbers in the table below represent the number of Florida and non-Florida residents for whom test results were received by the Department of Health. A person can be tested by more than one laboratory and can have both positive and negative results. **Therefore, the sum of the numbers in each column will be larger than the total number of people tested.**

Reporting lab	Inconclusive	Negative	Positive	Percent positive	Total
CLERMONT ADVENTHEALTH CENTRA CARE		1	18	95%	19
TEXAS DEPARTMENT OF STATE HEALTH SERVICES		3	16	84%	19
STONE WASH CLINICAL LABORATORIES		2	17	89%	19
ROYAL PALM MEDICAL GROUP, INC		19			19
MED LABS DIAGNOSTICS		10	9	47%	19
CARENOW URGENT CARE-BRENTWOOD		13	6	32%	19
REOPEN DIAGNOSTICS			19	100%	19
ALL PEDIATRIC CARE			19	100%	19
DOCTORS MEDICAL CENTER OF WALTON COUNTY CLINIC			19	100%	19
AUBURN COMMUNITY HOSPITAL		17	2	11%	19
ORLANDO ORTHOPAEDIC OUTPATIENT SURGERY CENTER		15	4	21%	19
KISSIMMEE VA OUTPATIENT CLINIC		18			18
HARTFORD HOSPITAL ANCILLARY LAB		17	1	6%	18
PALM BEACH GARDENS MEDICAL CENTER			18	100%	18
MINUTECLINIC DIAGNOSTIC OF LOUISIANA,		17	1	6%	18
DHMD		18			18
BAYSIDE LABORATORIES INC		18			18
BROWNE MEDICAL		16	2	11%	18
Z UROLOGY		18			18
49D2045214PHYSICIAN OFFICE-WAIVER-MEDEXPRESS URGENT CARE - HARRISONBU		9	9	50%	18
ELTINGVILLE CIRCLE URGENT CARE		17	1	6%	18
CAREHERE- LCS LEESBURG			18	100%	18
PASSPORT HEALTH OF TAMPA BAY		18			18
WALGREEN EASTERN CO, INC		18			18
HELIX DIAGNOSTICS			18	100%	18
ASCENSION ST VINCENT'S PRIMARY CARE		1	17	94%	18
Grand Villa of Dunedin		12	6	33%	18
MIAMI BEACH MEDICAL GROUP			18	100%	18
OSCEOLA ALF OPERATOR, LLC DBA□		18			18
STAT MEDICAL CLINIC III INC		12	6	33%	18
LPG PRIMARY CARE AT CAPE CORAL PARKWAY		16	2	11%	18
CRANES VIEW LODGE			18	100%	18
URGENT CARE AT LONGWOOD			18	100%	18
BAY COUNTY HEALTH DEPARTMENT		14	4	22%	18
EAST RIDGE RETIREMENT VILLAGE		18			18
XPRESS WELLNESS URGENT CARE			18	100%	18
MADISON CORE LABORATORIES		17	1	6%	18
COLLEGE POINT URGENT CARE		15	3	17%	18
MARION COUNTY HEALTH DEPARTMENT		17	1	6%	18
BIG BEND HOSPICE INC		18			18
TRINITY MEDICAL ASSOCIATES LLC			18	100%	18
PRIMARY CARE MEDICINE	1	13	4	22%	18
AURORA DIAGNOSTICS		6	12	67%	18
ORANGE REGIONAL MEDICAL CENTER LABORATORY		14	4	22%	18
MINUTECLINIC #8699		14	4	22%	18
GENERAL INTERNAL MEDICINE MEDICAL CTR CLINIC		13	5	28%	18
ST. JUDES LABORATORIES		12	6	33%	18

COVID-19: testing by laboratory

Data through Mar 28, 2021 verified as of Mar 29, 2021 at 09:25 AM

Data in this report are provisional and subject to change.

The numbers in the table below represent the number of Florida and non-Florida residents for whom test results were received by the Department of Health. A person can be tested by more than one laboratory and can have both positive and negative results. **Therefore, the sum of the numbers in each column will be larger than the total number of people tested.**

Reporting lab	Inconclusive	Negative	Positive	Percent positive	Total
IONA COLLEGE HEALTH & WELLNESS CENTER		18			18
CABOT RESERVE ON THE GREEN		18			18
URGENT TEAM		15	3	17%	18
Floral Health and Rehabilitation, LLC		17	1	6%	18
THE VILLAGES HEALTH		12	6	33%	18
ADVENT HEALTH - KISSIMMEE		6	12	67%	18
MINUTECLINIC DIAGNOSTIC OF TN PC #6363		15	3	17%	18
MINUTECLINIC DIAGNOSTIC OF RHODE ISLAND, LLC #590		17	1	6%	18
TENDER CARE ALF		18			18
LEE COMMUNITY HEALTHCARE INC NORTH FORT MYERS		18			18
LPG PRIMARY CARE AT BONITA BAY LIFESTYLE CENTER		17	1	6%	18
TPCA CLINICAL LABORATORIES		15	3	17%	18
ST CATHERINE OF SIENA HOSPITAL		16	2	11%	18
UM MILLER SCHOOL OF MEDICINE			18	100%	18
MOORINGS PARK OAKSTONE AT GREY OAKS		17	1	6%	18
PPD - IXLAYER		17	1	6%	18
MINUTECLINIC DIAGNOSTIC OF MICHIGAN PC		17	1	6%	18
BASSETTI & ASSOCIATES, MD, PA			18	100%	18
JESSIE TRICE COMMUNITY HEALTH SYSTEM, INC		1	16	94%	17
TNC WALK IN CLINIC		12	5	29%	17
COAST MED URGENT CARE		16	1	6%	17
CLEVELAND CLINIC FLORIDA		1	16	94%	17
THE CANOPY AT HARPER LAKE	1		16	94%	17
LAKELAND HILLS CENTER		10	7	41%	17
BROOKDALE CROWN POINT			17	100%	17
GENETIC TECHNOLOGICAL INNOVATIONS			17	100%	17
WELLINGTON FAMILY PRACTICE		13	4	24%	17
MORTON PLANT NORTH BAY HOSPITAL			17	100%	17
PRODUCTION HEALTH SAFETY MANAGEMENT		17			17
MAITLAND PRIMARY CARE		9	8	47%	17
PARRISH HEALTH CENTER		14	3	18%	17
MASSACHUSETTS GENERAL HOSPITAL		1	16	94%	17
FLORIDA MEDICAL CL ODOM TPA		7	10	59%	17
ROBERT WOOD JOHNSON UNIVERSITY HOSP		15	2	12%	17
UNIVERSITY OF ALABAMA - FUNGAL REFERENCE LABORATORY		12	5	29%	17
URGENT CARE WEST CLINIC		14	3	18%	17
CARESPOT EXPRESS HEALTHCARE			17	100%	17
CARE NOW, INC		13	4	24%	17
UNIVERSITY LAB			17	100%	17
CVA MINUTE CLINIC DIAGNOSTIC OF VIRGINIA, LLC		17			17
CVS NC7047POCT DURHAM		17			17
LYNN KEEFE, MD PEDIATRICS		14	3	18%	17
PRATTVILLE BAPTIST HOSPITAL		13	4	24%	17
PRIMARY CARE WALK IN CLINIC PLLC			17	100%	17
REGENEXX TAMPA BAY		14	3	18%	17
MEDEXPRESS URGENT CARE - TIMBERLAKE		15	2	12%	17
MD PLUS URGENT CARE, LLC			17	100%	17

COVID-19: testing by laboratory

Data through Mar 28, 2021 verified as of Mar 29, 2021 at 09:25 AM

Data in this report are provisional and subject to change.

The numbers in the table below represent the number of Florida and non-Florida residents for whom test results were received by the Department of Health. A person can be tested by more than one laboratory and can have both positive and negative results. **Therefore, the sum of the numbers in each column will be larger than the total number of people tested.**

Reporting lab	Inconclusive	Negative	Positive	Percent positive	Total
ADVENT HEALTH - WINTER HAVEN		8	9	53%	17
BROOKDALE ST AUGUSTINE			17	100%	17
MEDEXPRESS URGENT CARE, MOON TOWNSHIP		16	1	6%	17
ALPHA PHARMACY		14	3	18%	17
BAY BREEZE HEALTH AND REHABILITATION CENTER		9	8	47%	17
VALLEY IMMEDIATE CARE		15	2	12%	17
MI CASA DORADA ASSISTED LIVING FACILIT		17			17
DIEGO FALLON MD PA		6	11	65%	17
MARCO DRUGS AND COMPOUNDING		13	4	24%	17
ALBIBI		1	16	94%	17
ST ANTHONY'S HOSP PATIENT CARE SERVICE			17	100%	17
RESOLVE MOLECULAR DIAGNOSTICS		13	4	24%	17
FORT WALTON BEACH DEVELOPMENTAL CENTER		16	1	6%	17
MINUTECLINIC MINUTECLINIC #8746		16	1	6%	17
LEE COMMUNITY HEALTHCARE INC CAPE CORAL		17			17
GRAND VILLA OF LARGO		15	2	12%	17
FORT HAMILTON URGENT CARE		17			17
INN AT LAKE SEMINOLE SQUARE, THE		17			17
ST JOSEPH HOSPITAL		16	1	6%	17
UVMC MICROBIOLOGY		16	1	6%	17
HEALTHCARE NOW			17	100%	17
ADVENT HEALTH MEDICAL GROUP FAMILY AND INTERNAL MEDICINE AT AVALON PAR		16	1	6%	17
ABC PEDIATRICS OF PORT ST LUCIE		15	2	12%	17
YUSRA MEDICAL ASSOCIATES PA		14	3	18%	17
NORTHWEST FLORIDA ENT, PA		5	11	69%	16
ALL FLORIDA FAMILY & SPORTS MEDICINE		15	1	6%	16
NORTHWEST FLORIDA SLEEP		1	15	94%	16
LEE PHYSICIAN GROUP COLLEGE POINT		16			16
HODGES CLUSTER		2	14	88%	16
JS HEALTHCARE INC		16			16
CVS MINUTE CLINIC DIAGNOSTIC OF TEXAS LLC		12	4	25%	16
CRUCIAL CARE		10	6	38%	16
MINUTECLINIC DIAGNOSTIC OF TEXAS LLC		14	2	13%	16
BONIFAY NURSING AND REHABILITATION CENTER			16	100%	16
MEDEXPRESS URGENT CARE - ROBINSON TWP, STEUBENVILLE PIKE		14	2	13%	16
MINNEOLA PLACE A HOMEBRIDGE COMMUNITY		16			16
MEDEXPRESS URGENT CARE - SEMINOLE SQUA		14	2	13%	16
XERA MED RESEARCH			16	100%	16
FAST PACE MEDICAL CLINIC PLLC		14	2	13%	16
ST AUGUSTINE PLANTATION		1	15	94%	16
COMMUNITY HEALTH OF SOUTH FLORIDA INC			16	100%	16
FAST TRACK URGENT CARE CENTER - TYRONE			16	100%	16
JOSEPH MIGNOGNA		13	3	19%	16
PROMEDICA LABORATORIES		11	5	31%	16
WALGREENS #04618		15	1	6%	16
PRESBYTERIAN MEDICAL SERVICES		16			16
BAPTIST PEDIATRICS		13	3	19%	16

COVID-19: testing by laboratory

Data through Mar 28, 2021 verified as of Mar 29, 2021 at 09:25 AM

Data in this report are provisional and subject to change.

The numbers in the table below represent the number of Florida and non-Florida residents for whom test results were received by the Department of Health. A person can be tested by more than one laboratory and can have both positive and negative results. **Therefore, the sum of the numbers in each column will be larger than the total number of people tested.**

Reporting lab	Inconclusive	Negative	Positive	Percent positive	Total
ADVENTHEALTH MEDICAL GROUP		11	5	31%	16
FRUITVILLE URGENT CARE			16	100%	16
MILLENNIUM PHYSICIAN GRP LLC NAPLES PINE RIDGE			16	100%	16
OPTIMAL CARE PEDIATRICS		2	14	88%	16
HUDSON VALLEY HOSPITAL CENTER LABORATORY		15	1	6%	16
ADVENT HEALTH - ZEPHYRHILLS			16	100%	16
INTERNAL MEDICINE ASSOCIATES & SPECIALTIES INC		15	1	6%	16
NOVANT HEALTH GOHEALTH URGENT CARE-HARRISBURG		8	8	50%	16
KETAMINE HEALTH CENTERS AT BONITA SPRINGS, LLC		16			16
SEWALLS POINT PHARMACY INC		13	3	19%	16
UNDERGROUND FREE CLINIC		16			16
PANAMA CITY VITAS HOSPICE		16			16
SOMA MEDICAL CENTER PA			16	100%	16
URGENT CARE CLINIC OF LINCOLN		14	2	13%	16
SRMC AVALON		9	7	44%	16
STARLING AT NOCATEE			16	100%	16
PRO HEALTH FAMILY PHYSICIANS, NYSTROM		16			16
MIRIMUS INC		1	15	94%	16
LAKEWOOD RANCH MEDICAL CENTER CLINICAL LAB			16	100%	16
CALLAWAY CLINIC		11	5	31%	16
TMH FSU RAPID LABORATORY		2	14	88%	16
EAR NOSE & THROAT ASSOCIATES OF MANATEE PA		16			16
MC DIAGNOSTIC OF CONNECTICUT, PC #775		15	1	6%	16
BVL PEDIATRICS		14	2	13%	16
ADVENTHEALTH MEDICAL GROUP PEDIATRICS AT		4	12	75%	16
ASHRAF MEDICAL GROUP PLLC DBA PULSE M		15	1	6%	16
MEDICINE AT LONGWOOD		16			16
Lab MSMC Hialeah			16	100%	16
HEALTH CENTRAL HOSPITAL			16	100%	16
CLEVELAND CLINIC			16	100%	16
UNIVERSITY OF MIAMI MILLER SCHOOL			16	100%	16
CITY OF NAPLES FIRE RESCUE		13	3	19%	16
MEDEXPRESS URGENT CARE LEWISBURG		15	1	6%	16
MORTON PLANT MEASE			16	100%	16
OKEECHOBEE HEALTHCARE FACILITY			16	100%	16
AURORA UNIVERSITY WELLNESS CENTER		16			16
UNAVAILABLE/UNKNOWN/NO INFORMATION FOUND			15	100%	15
ESTATES MEDICAL CENTER INC		4	11	73%	15
HOLLEY-NAVARRE MEDICAL CLINIC		5	10	67%	15
WALK IN URGENT CARE			15	100%	15
MINUTECLINIC, LLC #4507		14	1	7%	15
TELEVISIT MALABAR PEDIATRICS		5	10	67%	15
INTERMOUNTAIN CENTRAL LAB		1	14	93%	15
MEDLAB ASSOCIATES LLC		15			15
FLORIDA DEPARTMENT OF HEALTH IN HILLSBOROUGH COUNTY		1	14	93%	15
HUNTINGTON URGENT CARE		14	1	7%	15
AVALON FAMILY RESORT ASSISTED LIVING LLC		15			15

COVID-19: testing by laboratory

Data through Mar 28, 2021 verified as of Mar 29, 2021 at 09:25 AM

Data in this report are provisional and subject to change.

The numbers in the table below represent the number of Florida and non-Florida residents for whom test results were received by the Department of Health. A person can be tested by more than one laboratory and can have both positive and negative results. **Therefore, the sum of the numbers in each column will be larger than the total number of people tested.**

Reporting lab	Inconclusive	Negative	Positive	Percent positive	Total
AJU GEORGE MD PA			15	100%	15
MINUTECLINIC DIAGNOSTIC OF TN PC #6415		11	4	27%	15
RICH STREET GROUP HOME		8	7	47%	15
MILTON 4707		15			15
EASTLAKE PEDIATRICS - TRINITY		15			15
LONG ISLAND JEWISH VALLEY STREAM		14	1	7%	15
DIATHERIX		13	2	13%	15
BESSENT ROAD GROUP HOME		15			15
CLINIC OF PEDIATRICS & GI MEDICINE INC		1	14	93%	15
OPTIONS FOR SENIORS INC DBA PALM KREST MANOR		12	3	20%	15
MINUTE-CLINIC DIAGNOSTIC OF VIRGINIA		13	2	13%	15
CUSTEAD CARE CENTER HAVEN HOSPICE		12	3	20%	15
PIEDMONT HOSPITAL CLINICAL LABORATORY		15			15
HEALTH MED HOME CARE, LLC		15			15
PATHLINE			15	100%	15
NOVALIFE MEDSPA			15	100%	15
MIAMI BEACH MEDICAL GROUP LLC			15	100%	15
UNIVERSITY HOSPITAL UC HEALTH		11	4	27%	15
ENCOMPASS HEALTH REHABILITATION OF ALTAMONTE		10	5	33%	15
INDIANA STATE DEPARTMENT OF HEALTH		1	14	93%	15
MONTEFIORE ST LUKE'S CORNWALL HOSPITAL		11	4	27%	15
FAMILY CARE CENTER OF ARLINGTON		10	5	33%	15
Astoria Health and Rehab		15			15
CVS MINUTE CLINIC DIAGNOSTIC OF TN #6044		13	2	13%	15
OAKMONTE VILLAGE OF DAVIE			15	100%	15
SINAI HOSPITAL OF BALTIMORE		15			15
BAPTIST MEDICAL CENTER EAST		11	4	27%	15
MINUTECLINIC DIAGNOSTIC OF TN PC #566		13	2	13%	15
BLOUNT MEMORIAL HOSPITAL		13	2	13%	15
BAYA URGENT CARE LLC		1	14	93%	15
ORLANDO HEALTH		2	13	87%	15
FAMILY CARE			15	100%	15
BRYAN WHITFIELD MEMORIAL HOSPITAL		10	5	33%	15
BAYCARE MEDICAL GROUP INC			15	100%	15
CVS NV3210POCT LAS VEGAS		14	1	7%	15
MEADOWCREST MOLECULAR DIAGNOSTICS, LLC			15	100%	15
KIDSWOOD PEDIATRICS CORP		5	9	64%	14
TALLAHASSEE PRIMARY CARE ASSOCIATES PA		12	2	14%	14
MC DIAGNOSTIC OF CONNECTICUT, PC #1960		14			14
SIGMUND LABS LLC		14			14
OPIS ISLAND LAKE CENTER		13	1	7%	14
UC HEALTH UNIVERSITY HOSPITAL		11	3	21%	14
YORKVILLE PEDIATRIC URGENT CARE		14			14
DESOTO HEALTH AND REHAB LLC		9	5	36%	14
ACCESS HOME HEALTH OF FLORIDA LLC		14			14
MINUTE CLINIC		1	13	93%	14
PARROTT MEDICAL CLINIC			14	100%	14

COVID-19: testing by laboratory

Data through Mar 28, 2021 verified as of Mar 29, 2021 at 09:25 AM

Data in this report are provisional and subject to change.

The numbers in the table below represent the number of Florida and non-Florida residents for whom test results were received by the Department of Health. A person can be tested by more than one laboratory and can have both positive and negative results. **Therefore, the sum of the numbers in each column will be larger than the total number of people tested.**

Reporting lab	Inconclusive	Negative	Positive	Percent positive	Total
COMPREHENSIVE CHILDCARE ASSOCIATES		8	6	43%	14
CITY OF CLEARWATER EMPLOYEE HEALTH CENTER		5	9	64%	14
GADSDEN REGIONAL MEDICAL CENTER		14			14
TRINITY URGENT CARE		11	3	21%	14
West Gate Village, LLC		14			14
MINUTECLINIC, LLC #1586		11	3	21%	14
KINGS BAY PEDIATRICS LLC		10	4	29%	14
CVS HEALTH, #3396		14			14
MELBOURNE FAMILY PRACTICE		12	2	14%	14
The Evangelical Lutheran Good Samaritan Society		14			14
FAMILY PRACTICE ON THE GO		6	8	57%	14
TLC FAMILY CARE HOME INC		14			14
EPIPHANY HEALTH		8	6	43%	14
Terrace of Jacksonville			14	100%	14
MEDEXPRESS URGENT CARE- MARYLAND		13	1	7%	14
FAMILY MEDICINE OF WESTON LLC		6	8	57%	14
GNT ASSOCIATES		13	1	7%	14
CVS MINUTE CLINIC DIAGNOSTIC OF WISCONSIN		14			14
MEDEXPRESS URGENT CARE - LAFAYETTE		13	1	7%	14
DAVITA DIALYSIS		4	10	71%	14
SARASOTA - ROBERT L TAYLOR COMMUNITY CENTER		1	13	93%	14
NORTHWESTERN MEMORIAL HOSPITAL			14	100%	14
FG RAPID RESULTS LLC		8	6	43%	14
GRAND VILLA OF DELRAY EAST		14			14
CVS NC4165POCT BREVARD		8	6	43%	14
SMS DO PA		12	2	14%	14
ALASKA PUBLIC HEALTH LAB		1	13	93%	14
LUCID DIAGNOSTICS LABS			14	100%	14
MINUTECLINIC, LLC, #4160		10	4	29%	14
SARNO FAMILY PRACTICE		1	13	93%	14
BERGEN NEW BRIDGE M		13	1	7%	14
SURGERY CENTER OF CORAL GABLES LLC,THE		11	3	21%	14
SOUTHEASTERN LABORATORY			14	100%	14
ALAN L MELOTEK MD		14			14
MADISON COUNTY HEALTH DEPARTMENT		7	7	50%	14
TREASURE COAST URGENT CARE			14	100%	14
SOMA MEDICAL CENTER, PA #4 FLORIDA MANGO			14	100%	14
MINUTE CLINIC LLC #5733		14			14
ST CLOUD MEDICAL GROUP		12	2	14%	14
SOUTHEASTERN UNIVERSITY INC		14			14
ARNOT OGDEN MEDICAL CENTER LABORATORY		14			14
BOCA SIMON		2	12	86%	14
POLK CHD BARTOW		13	1	7%	14
PREMIER LABORATORY SERVICES, LLC		5	9	64%	14
INNOVATIVE RESEARCH OF WEST FLORIDA		11	3	21%	14
PT&J REHAB - VILLAGE OF ROYAL PALM BEACH		12	2	14%	14
WALGREENS #07936		13	1	7%	14

COVID-19: testing by laboratory

Data through Mar 28, 2021 verified as of Mar 29, 2021 at 09:25 AM

Data in this report are provisional and subject to change.

The numbers in the table below represent the number of Florida and non-Florida residents for whom test results were received by the Department of Health. A person can be tested by more than one laboratory and can have both positive and negative results. **Therefore, the sum of the numbers in each column will be larger than the total number of people tested.**

Reporting lab	Inconclusive	Negative	Positive	Percent positive	Total
OCCUPATIONAL HEALTH CENTERS OF THE SOUTHWEST PA		13	1	7%	14
MINUTE CLINIC DIAGNOSTIC OF TEXAS, LLC		14			14
CVS TN5639POCT FARRAGUT		11	3	21%	14
HEALTHFIRST ADVENT HEALTH CENTRA CARE COCOA BEACH			14	100%	14
STEWART MELBOURNE HOSPITAL, INC	1		13	93%	14
NORTHSIDE HOSPITAL EMERGENCY DEPT		11	3	21%	14
CARENOW URGENT CARE-WEST END		9	5	36%	14
VENICE REGIONAL BAYFRONT HEALTH			14	100%	14
RIVERSIDE COTTAGES AT THE SHORES, LLC			14	100%	14
MINUTECLINIC DIAGNOSTIC OF VIRGINIA, LLC #1416		13	1	7%	14
GUIDEWELL EMERGENCY MEDICINE DOCTORS LLC #33		7	6	46%	13
JOHNS HOPKINS MEDICAL LABORATORIES		1	12	92%	13
MINUTECLINIC, LLC, DBA MINUTECLINIC #6		13			13
MINUTECLINIC DIAGNOSTIC OF TN, PC 6438		11	2	15%	13
ROCKLEDGE		3	10	77%	13
CVS NY491POCT JACKSON HEIGHTS		13			13
AVALON MEDICAL WALK IN CLINIC			13	100%	13
CVS MINUTE CLINIC DIAGNOSTIC MED GRP OF CA		13			13
USCG AIR STATION CLEARWATER CLINIC		12	1	8%	13
BROOKDALE DELAND			13	100%	13
LILY'S PROMISE AL#12775		13			13
BRONSON FIRE DEPARTMENT		13			13
AVENTURA HOSPITAL AND MEDICAL CENTER			13	100%	13
CORNER OAK ESTATE LLC		13			13
Hackensack Umc Mountainside		12	1	8%	13
PHELPS HOSPITAL LABORATORY		11	2	15%	13
SUNSHINE PEDIATRICS		13			13
COMMUNITY HEALTH CENTERS OF PINELLAS, INC		1	12	92%	13
ESCAMBIA COMMUNITY CLINIC		2	11	85%	13
CAREATC			13	100%	13
MAINSTREET FAMILY SELECT		1	12	92%	13
CULINARY INSTITUTE OF AMERICA STUDENT	3	10			13
NIGHT OWL PEDIATRICS URGENT CARE			13	100%	13
LPG PRIMARY CARE AT COLONIAL CENTER DRIVE		12	1	8%	13
LEHIGH VALLEY HOSPITAL		3	10	77%	13
IN-OFFICE LAB		12	1	8%	13
CVS MINUTE CLINIC DIAGNOSTIC PA		10	3	23%	13
VALDOSTA FAMILY MEDICINE		1	12	92%	13
BELLEVUE HOSPITAL CENTER DEPARTMENT		13			13
MINUTECLINIC DIAGNOSTIC OF TN, PC 4992		13			13
MINUTE CLINIC DIAGNOSTIC OF SOUTH CAROLINA		10	3	23%	13
URGENT CARE OF NEW YORK		13			13
BAPTIST PRIMARY CARE PONTE VEDRA		7	6	46%	13
KIMBERLY J HENDERSON MD PC		12	1	8%	13
DYNAMIC DNA LAB		1	12	92%	13
VRL EUROFINs - HAWAII		13			13
DEVEREUX FLORIDA CHILDRENS CENTER			13	100%	13

COVID-19: testing by laboratory

Data through Mar 28, 2021 verified as of Mar 29, 2021 at 09:25 AM

Data in this report are provisional and subject to change.

The numbers in the table below represent the number of Florida and non-Florida residents for whom test results were received by the Department of Health. A person can be tested by more than one laboratory and can have both positive and negative results. **Therefore, the sum of the numbers in each column will be larger than the total number of people tested.**

Reporting lab	Inconclusive	Negative	Positive	Percent positive	Total
URGENT CARE & FAMILY PRACTICE CENTER			13	100%	13
ORCHID COVE		3	10	77%	13
URGENT MEDICAL CENTER INC		5	8	62%	13
STATEN ISLAND UNIVERSITY HOSPITAL SEGUINE AVE		12	1	8%	13
EFFINGER HEALTH, PA		13			13
PROHEALTH CARE ASSOCIATES MOBILE		10	3	23%	13
MONTEFIORE MEDICAL CENTER LABORATORIES - WEILER		9	4	31%	13
FLORIDA STATE HOSPITAL			13	100%	13
CROSS CARE CENTER			13	100%	13
CORAL LANDING ASSISTED LIVING		11	2	15%	13
Sunnyside Care Center		13			13
WALGREENS #04809		9	4	31%	13
EAR NOSE AND THROAT ASSOCIATES OF MANATEE, P.A.		10	3	23%	13
GRAND VILLA OF MELBOURNE		11	2	15%	13
RIVERSIDE MEDICAL GROUP		12	1	8%	13
ADVENTIST HEALTH SYSTEM		11	2	15%	13
VA MEDICAL CENTER			13	100%	13
HARBOR CHASE OF JACKSONVILLE			13	100%	13
FIRST CHOICE PEDIATRICS WINTER SPRINGS		11	2	15%	13
CITY OF SANFORD EMPLOYEE HEALTH AND		12	1	8%	13
NORTHERN WESTCHESTER HOSPITAL LABORATORY		11	2	15%	13
COVANCE CENTRAL LABORATORY			13	100%	13
MED TECH SERVICES OF PALM BEACH INC		13			13
LIFE'S SPECIAL MOMENTS INC		13			13
CLINICAL LABORATORY SERVICES			13	100%	13
HORIZON MEDICAL GROUP		11	2	15%	13
MINUTECLINIC DIAGNOSTIC OF RHODE ISLAND		10	3	23%	13
SHELBY COUNTY HEALTH CARE CORPORATION		10	3	23%	13
GLENBROOKE AT PALM BAY			13	100%	13
MINUTECLINIC DIAGNOSTIC OF SC, LLC #2		12	1	8%	13
NATIONAL GENETICS INST LABCORP		4	9	69%	13
BROOKLYN HOSPITAL CENTER DOWNTOWN CAMPUS		13			13
PARKWEST MEDICAL CENTER		11	2	15%	13
WORLD WRESTLING ENTERTAINMENT			13	100%	13
INTEGRATED FAMILY MEDICAL CENTER			13	100%	13
LAKELAND REGIONAL HEALTH GRASSLANDS		12	1	8%	13
SOUTHEAST FAMILY HEALTHCARE CENTER			13	100%	13
VILLA OF KINGS AND QUEENS OF DELRAY		13			13
PEDIATRICS IN BREVARD-COCOA BEACH		8	5	38%	13
MEDEXPRESS URGENT CARE - CHRISTIANBURG		8	4	33%	12
RED MOUNTAIN DIAGNOSTICS		12			12
MEDEXPRESS URGENT CARE CHARLESTON		8	4	33%	12
CVS MINUTE CLINIC, LLC		10	2	17%	12
BARRANCO CLINIC,THE	3	9			12
DAVID LAWRENCE CENTER INC		10	2	17%	12
BROWARD DIALYSIS			12	100%	12
IREFERTOIRE_MOL_LAB		12			12

COVID-19: testing by laboratory

Data through Mar 28, 2021 verified as of Mar 29, 2021 at 09:25 AM

Data in this report are provisional and subject to change.

The numbers in the table below represent the number of Florida and non-Florida residents for whom test results were received by the Department of Health. A person can be tested by more than one laboratory and can have both positive and negative results. **Therefore, the sum of the numbers in each column will be larger than the total number of people tested.**

Reporting lab	Inconclusive	Negative	Positive	Percent positive	Total
RUSSELL MEDICAL CENTER		11	1	8%	12
VERITAS RESEARCH CORP			12	100%	12
MINUTECLINIC INCORPORATE, LLC		9	3	25%	12
CVS MINUTE CLINIC DIAGNOSTIC OF TEXAS, LLC		9	3	25%	12
SEBRING PEDIATRICS LLC			12	100%	12
NAPLES GREEN VILLAGE		12			12
METHODIST MEDICAL CENTER		9	3	25%	12
WOODLAND TOWERS		6	6	50%	12
MEDEXPRESS URGENT CARE - MONROE		12			12
VILLA HEALTH NH LLC		10	2	17%	12
MINUTECLINIC, LLC #1492		12			12
MIRACLE ALF INC		12			12
PREMIUM HEALTH CARE			12	100%	12
SUWANNEE COUNTY JAIL		11	1	8%	12
ECC PEDIATRICS		12			12
GLEN OAKS HEALTH AND REHABILITATION CENTER			12	100%	12
MHHS All Lab Subsection		12			12
CVS NC187POCT CHARLOTTE		11	1	8%	12
TMH PHYSICIAN PARTNERS - MONTICELLO		10	2	17%	12
MC DIAGNOSTIC OF CONNECTICUT, PC # 257		11	1	8%	12
MONTEFIORE NYACK HOSPITAL AFFILIATED LABORATORY		11	1	8%	12
SUMMIT ATLANTIC SURGERY CENTER		12			12
GENESIS		8	4	33%	12
CVS NC2357POCT HUNTERSVILLE		10	2	17%	12
OHIO STATE UNIVERSITY MEDICAL CENTER			12	100%	12
Lady Lake Specialty Care			12	100%	12
ST PETER'S UNIVERSITY HOSPITAL		9	3	25%	12
APPLE DIAGNOSTICS LAB		5	7	58%	12
CARROLL GARDENS URGENT CARE		12			12
MERCY MEDICAL CENTER		5	7	58%	12
GEORGE W FERGUSON MD-CONCIERGE MEDICAL SERVICES PL		11	1	8%	12
HAVEN HOSPICE			12	100%	12
FAMILY MEDICINE AT LONGWOOD			12	100%	12
FLORIDA DEPARTMENT OF HEALTH WASHINGTON COUNTY		7	5	42%	12
MERIDIAN AT WATERWAYS, THE		10	2	17%	12
GULF COAST MEDICAL GROUP		5	7	58%	12
GAMMA DIAGNOSTIC LAB LLC			12	100%	12
CITY OF LAKE MARY EMPLOYEE HEALTH CENTER		10	2	17%	12
DEPARTMENT OF PUBLIC HEALTH		12			12
LIFE CARE OF PORT SAINT LUCIE		3	9	75%	12
MEDLABS DIAGNOSTICS		10	2	17%	12
THE PLAZA AT PARKSQUARE		12			12
BROOKDALE CITRUS			12	100%	12
MINUTECLINIC DIAGNOSTIC OF NORTH CAROLINA, PC		11	1	8%	12
WELLMED AT PORT ST LUCIE WEST		8	4	33%	12
MINUTECLINIC DIAGNOSTIC OF ILLINOIS LL		10	2	17%	12
CARE FAST MURABELLA		7	5	42%	12

COVID-19: testing by laboratory

Data through Mar 28, 2021 verified as of Mar 29, 2021 at 09:25 AM

Data in this report are provisional and subject to change.

The numbers in the table below represent the number of Florida and non-Florida residents for whom test results were received by the Department of Health. A person can be tested by more than one laboratory and can have both positive and negative results. **Therefore, the sum of the numbers in each column will be larger than the total number of people tested.**

Reporting lab	Inconclusive	Negative	Positive	Percent positive	Total
SOMA MEDICAL CENTER, P.A.			12	100%	12
SELECT PHYSICIANS ALLIANCE PL		12			12
PERSONAL PEDIATRICS PA		9	3	25%	12
FLORIDA DEPT OF HEALTH		4	8	67%	12
LEON CHD		12			12
CVS TN5601POCT LENOIR CITY		10	2	17%	12
BAPTIST HEALTH			12	100%	12
MC DIAGNOSTIC OF CONNECTICUT PC #459		12			12
DOC PAM PA		11	1	8%	12
FAMILY MEDICINE AT HUNTERS CREEK		12			12
FHCP-PORT ORANGE		3	9	75%	12
ACADIAN DIAGNOSTIC LABORATORIES		8	4	33%	12
COLLIER COUNTY HEALTH DEPT.		7	5	42%	12
LAB UNKNOWN		1	11	92%	12
BRITO MEDICAL CENTER		10	2	17%	12
SONORA QUEST LABORATORIES			12	100%	12
RICHMOND UNIVERSITY MEDICAL CENTER		10	2	17%	12
ADVENTHEALTH MEDICAL GROUP CARE CLINIC AT		8	4	33%	12
PRIMECARE AT PORT ORANGE			12	100%	12
ORMOND MEDICAL ARTS		3	9	75%	12
SENIOR HOME CARE INC		12			12
SAMARITAN MEDICAL CENTER		12			12
MI2297090CV HOLLAND-23D2189684		12			12
PANCARE HEALTH - WEWA ELEMENTARY			12	100%	12
CVS TX8321POCT MCKINNEY		12			12
MEDEXPRESS URGENT CARE-ALTOONA		10	2	17%	12
DELIVER MY MEDS CORP		12			12
VITAS HEALTH INC		5	6	55%	11
CVS MINUTE CLINIC DIAGNOSTIC OF TN #3293		10	1	9%	11
HEALTH NETWORK LABORATORIES		7	4	36%	11
MINUTE CLINIC LLC #2775		10	1	9%	11
HAWTHORNE INN OF LAKELAND		11			11
ADVENTIST HEALTH SYSTEM FLORIDA DEPT OF HEALTH		7	4	36%	11
CLEVELAND TENNESSEE HOSPITAL COMPANY		10	1	9%	11
MOUNT DORA PEDIATRICS		9	2	18%	11
BOCA RATON REGIONAL HOSPITAL LAB			11	100%	11
COLLIER HMA PHYSICIAN MANAGEMENT, LLC		2	9	82%	11
J AND J VISTAKON EMPLOYEE HEALTH CENTER		10	1	9%	11
PEPIN ACADEMIES-PASCO		11			11
GRAND AVE PHARMACY		1	10	91%	11
BAYONET POINT HOSPITAL			11	100%	11
MINUTECLINIC DIAGNOSTIC OF NEW MEXICO		11			11
UNIVERSITY CENTRA CARE		10	1	9%	11
LANE PEDIATRICS PA		1	10	91%	11
URGENT TEAM MANAGEMENT OF TENNESSEE		10	1	9%	11
WINTER PARK CARE AND REHABILITATION			11	100%	11
CARLOS PORTU MD, PLLC			11	100%	11

COVID-19: testing by laboratory

Data through Mar 28, 2021 verified as of Mar 29, 2021 at 09:25 AM

Data in this report are provisional and subject to change.

The numbers in the table below represent the number of Florida and non-Florida residents for whom test results were received by the Department of Health. A person can be tested by more than one laboratory and can have both positive and negative results. **Therefore, the sum of the numbers in each column will be larger than the total number of people tested.**

Reporting lab	Inconclusive	Negative	Positive	Percent positive	Total
CARENOW URGENT CARE-HERMITAGE		7	4	36%	11
CREATIVE TESTING SOLUTIONS		4	7	64%	11
Solaris Healthcare Pensacola			11	100%	11
MEYER PEDIATRICS CHTD		11			11
ELITE HOME HEALTH SERVICES		11			11
CVS MINUTE CLINIC DIAGNOSTIC OF TEXAS,LLC		9	2	18%	11
VIGILINT HEALTHCARE		9	2	18%	11
ILLINOIS DEPT OF PUBLIC HEALTH LAB - SPRINGFIELD			11	100%	11
PRIME MEDICAL CARE, LLC		11			11
IGENEX INC		11			11
Rosewood Healthcare and Rehabilitation Center		5	6	55%	11
VIBRANT AMERICA		9	2	18%	11
MINUTECLINIC, LLC #244		10	1	9%	11
NORTH OKALOOSA PHYSICIAN GROUP		10	1	9%	11
CVS MINUTE CLINIC DIAGNOSTIC OF VIRGINIA		11			11
RHODE ISLAND DEPARTMENT OF HEALTH			11	100%	11
TELEVISIT PALM BAY FAMILY PRACTICE		9	2	18%	11
THE TERRACE OF SAINT CLOUD		9	2	18%	11
GRACE COMMUNITY PHARMACY		1	10	91%	11
GRADY HEALTH SYSTEM		11			11
MEDEXPRESS URGENT CARE - BENTON HARBOR		11			11
MEDEXPRESS URGENT CARE - PANTOPS		10	1	9%	11
WANTAGH URGENT CARE		8	3	27%	11
WATSON HEALTHCARE		8	3	27%	11
MINUTECLINIC, LLC #1470		10	1	9%	11
ST JOSEPH WOMENS HOSPITAL			11	100%	11
UMHC/SYLVESTER AT KENDALL		1	10	91%	11
NIGHT LITE PEDIATRICS CENTER, LLC		1	10	91%	11
MEDEXPRESS URGENT CARE MONACA		11			11
APPALACHIAN REGIONAL HEALTHCARE SYSTEM		10	1	9%	11
WELLSTAR KENNESTONE HOSPITAL		8	3	27%	11
REDMED CLINIC OF ARLINGTON		10	1	9%	11
MINUTECLINIC DIAGNOSTIC OF PA, LLC (1036)		9	2	18%	11
St. Annes Nursing Center, St. Annes Residence, Inc.		11			11
BIOTECH CLINICAL LABORATORIES, INC.		1	10	91%	11
ACCENTCARE		11			11
NEW YORK PRESBYTERIAN - LOWER MANHATTAN		11			11
ST MARYS MEDICAL CENTER			11	100%	11
CARINGTON MANOR		11			11
PHYSICIANS REGIONAL MEDICAL CTR - COLLIER BLVD			11	100%	11
ALACHUA			11	100%	11
HNL LAB MEDICINE		8	3	27%	11
SEMORAN FAMILY HEALTH LLC		10	1	9%	11
FLORIDA HOSPITAL PHYSICIAN GROUP		3	8	73%	11
45TH 1		11			11
SUNCOAST COMMUNITY HEALTH CENTERS INC		2	9	82%	11
MINUTECLINIC DIAGNOSTIC OF OKLAHOMA		9	2	18%	11

COVID-19: testing by laboratory

Data through Mar 28, 2021 verified as of Mar 29, 2021 at 09:25 AM

Data in this report are provisional and subject to change.

The numbers in the table below represent the number of Florida and non-Florida residents for whom test results were received by the Department of Health. A person can be tested by more than one laboratory and can have both positive and negative results. **Therefore, the sum of the numbers in each column will be larger than the total number of people tested.**

Reporting lab	Inconclusive	Negative	Positive	Percent positive	Total
ASSOCIATES MD CYPRESS CREEK			11	100%	11
ALCOVE ASSISTED LIVING FACILITY		11			11
CROSSROADS URGENT CARE, PLLC		11			11
PALM BEACH PATHOLOGY		9	2	18%	11
MAIMONIDES MEDICAL CENTER		8	3	27%	11
JOHN W NORRIS III MD PA	1		10	91%	11
WESTPAC LABS INC	1		10	91%	11
St Joseph's Hospital & Medical Center		10	1	9%	11
CONSULATE HEALTH CARE OF PENSACOLA			11	100%	11
WELLMED AT SOUTH PARSONS		9	2	18%	11
CARENOW URGENT CARE-DONELSON		8	3	27%	11
PINELLAS COUNTY HEALTH DEPARTMENT		2	9	82%	11
ORANGE PARK PEDIATRIC ASSOCIATES		1	10	91%	11
MEDICAL CENTER AFFILIATES WEST PALM			11	100%	11
ANYLABTEST NOW		4	7	64%	11
PRIMECARE ACQUISITION FAMILY PRACTICE INC		11			11
LAKE CO SCHOOLS EMPLOYEE HEALTH & WELLNESS CENTER	1	7	3	27%	11
ATMORE NURSING CENTER		10	1	9%	11
DMH STEINHATCHEE FAMILY MEDICINE		8	3	27%	11
MINUTECLINIC LLC (1435)		10	1	9%	11
VIRTUA WEST JERSEY HOSPITAL VOORHEES		9	2	18%	11
CVS CA9165POCT SAN DIEGO		11			11
TROPICANA		5	6	55%	11
AIM LABORATORIES			11	100%	11
AZALEA HEALTH		2	9	82%	11
HIRAM COLLEGE HEALTH CENTER (ABBOTT)		11			11
GENOPTIX MEDICAL LABORATORY		10	1	9%	11
LONGWOOD PEDIATRICS LLC			11	100%	11
MEDPEDS ASSOCIATES OF SARASOTA PA		11			11
DR PHILLIPS MEDICAL WELLNESS CENTER		11			11
INFEXIONSHIELD INC.		11			11
MINUTE CLINIC DIAGNOSTIC OF TN PC #64		10	1	9%	11
BRIDGE DIAGNOSTICS			11	100%	11
LPG PRIMARY CARE AT MATTHEW DRIVE		11			11
MINUTE-CLINIC DIAGNOSTIC OF VIRGINIA, LLC #2003		7	3	30%	10
MEDEXPRESS URGENT CARE - BEECH GROVE		9	1	10%	10
MEDEX REGIONAL LABORATORIES LLC		1	9	90%	10
EMERGENCY MEDICAL CENTER		4	6	60%	10
MISSOURI DEPARTMENT OF HEALTH AND SENIOR SERVICES			10	100%	10
BROWARD HEALTH CARE			10	100%	10
MINUTECLINIC, LLC #4682		5	5	50%	10
COMMUNITY HEALTH CENTER		2	8	80%	10
LUXOR SCIENTIFIC LLC		1	9	90%	10
Maury Regional Hospital		6	4	40%	10
Manor Care of Dunedin		7	3	30%	10
MINUTECLINIC DIAGNOSTICS OF IND, LLC		10			10
SUPERIOR RESIDENCES OF CLERMONT		2	8	80%	10

COVID-19: testing by laboratory

Data through Mar 28, 2021 verified as of Mar 29, 2021 at 09:25 AM

Data in this report are provisional and subject to change.

The numbers in the table below represent the number of Florida and non-Florida residents for whom test results were received by the Department of Health. A person can be tested by more than one laboratory and can have both positive and negative results. **Therefore, the sum of the numbers in each column will be larger than the total number of people tested.**

Reporting lab	Inconclusive	Negative	Positive	Percent positive	Total
MOLECULAR PATHOLOGY LABORATORY			10	100%	10
GLADES COUNTY DETENTION CENTER		1	9	90%	10
NEW JERSEY DEPARTMENT OF HEALTH COMMUNICABLE DISEASE SERVICE		3	7	70%	10
MEDI-DRUG INC		9	1	10%	10
6TH MEDICAL GROUP - MCDILL AFB		8	2	20%	10
KEY WEST URGENT CARE, INC		3	7	70%	10
AMERICAN HOUSE FORT MYERS		10			10
Avalon Healthcare and Rehabilitation Center			10	100%	10
CBC LAB		3	7	70%	10
HAVEN HOSPICE IN CHIEFLAND		5	5	50%	10
DES PLAINES CLINICAL LAB		3	7	70%	10
ORLANDO MEDICAL CENTER PL		1	9	90%	10
ST CLOUD COMPOUNDING PHARMACY & WELLNESS CENTER		9	1	10%	10
MOSOLF PEDIATRICS			10	100%	10
CVS SC7556POCT WEST COLUMBIA		9	1	10%	10
FLEMING ISLAND CENTER FOR CLINICAL RESEARCH		10			10
FLORIDA MEDICAL CLINIC - NEW TAMPA		6	4	40%	10
CVS MINUTE CLINIC DIAG OF IND, LLC #6549		10			10
BEAUMONT LABORATORY			10	100%	10
MEDICAL LABORATORY DIAGNOSTICS			10	100%	10
INHEALTH LIFE SCIENCES		6	4	40%	10
MINUTE-CLINIC DIAGNOSTIC OF VIRGINIA, LLC		10			10
CVS MINUTE CLINIC DIAGNOSTIC PA #3060		9	1	10%	10
MINUTECLINIC DIAG OF IND, LLC #6697		10			10
PBC PREMIER FAMILY HEALTH			10	100%	10
ISLAND COAST PEDIATRICS IN-HOUSE LAB		10			10
SAMARITAN HOSPITAL LABORATORY		9	1	10%	10
PANCARE HEALTH - VERNON ELEMENTARY			10	100%	10
UNIVERSITY OF MIAMI MILLER SCHOOL OF MEDICINE			10	100%	10
BROOKDALE PANAMA CITY		9	1	10%	10
PHASE2 LABS	2	6	2	20%	10
MINUTECLINIC DIAGNOSTIC OF NORTH CAROLINA PC #5341		7	3	30%	10
AU MEDICAL CENTER, INC	1	8	1	10%	10
ALABAMA DEPARTMENT OF PUBLIC HEALTH		1	9	90%	10
THE MARY IMOGENE BASSETT HOSPITAL		10			10
MEDEXPRESS URGENT CARE-KATY		7	3	30%	10
NORTON HEALTHCARE			10	100%	10
TENNESSEE DEPARTMENT OF HEALTH (TDH) - CENTRAL LABORATORY		2	8	80%	10
EMORY CRAWFORD LONG HOSPITAL LABORATOR		9	1	10%	10
ST. PETERSBURG PEDIATRICS			10	100%	10
MEDEXPRESS URGENT CARE-LATROBE		10			10
ONEIDA HEALTHCARE CENTER		8	2	20%	10
MONROE COUNTY HOSPITAL		7	3	30%	10
RPC@HODGES		2	8	80%	10
KIDSVILLE PEDIATRICS			10	100%	10
KEY TRAINING CENTER			10	100%	10
HIGH TOWER ALF LLC		9	1	10%	10

COVID-19: testing by laboratory

Data through Mar 28, 2021 verified as of Mar 29, 2021 at 09:25 AM

Data in this report are provisional and subject to change.

The numbers in the table below represent the number of Florida and non-Florida residents for whom test results were received by the Department of Health. A person can be tested by more than one laboratory and can have both positive and negative results. **Therefore, the sum of the numbers in each column will be larger than the total number of people tested.**

Reporting lab	Inconclusive	Negative	Positive	Percent positive	Total
MC DIAGNOSTIC OF CONNECTICUT, PC #1966		10			10
BELLE GLADES HEALTH CLINIC			10	100%	10
GOOD SAMARITAN MEDICAL CENTER			10	100%	10
PLYMOUTH HARBOR INCORPORATED		9	1	10%	10
NEMOURS CHILDREN'S URGENT			10	100%	10
VASCONCELLO COHEN MD PA		9	1	10%	10
MEDEXPRESS URGENT CARE - SALEM		6	4	40%	10
NATURE COAST REGIONAL MEDICAL CENTER		1	9	90%	10
ACCESS PHARMACY		10			10
ARBORS OF GULF BREEZE, THE		8	2	20%	10
HCR MANORCARE		10			10
VITALANT		1	9	90%	10
TINA'S ASSISTED LIVING FACILITY CORP		10			10
CHILDREN'S HEALTHCARE OF ATLANTA/EGLESTON		10			10
MEDEXPRESS URGENT CARE PARKERSBURG		8	2	20%	10
VETERNANS ADMINISTRATION			10	100%	10
AFC URGENT CARE - CEDAR GROVE		10			10
Westchester General Hospital			10	100%	10
MINUTE CLINIC DIAGNOSTIC OF SC, LLC #42		9	1	10%	10
FAMILY HEALTH CENTER AT PORT ST JOHN		4	6	60%	10
PALM BEACH CDH - DELRAY BEACH			10	100%	10
Signature Healthcare of Savannah		10			10
MEDEXPRESS URGENT CARE - WINCHESTER GATEWAY		8	2	20%	10
PRORENATA LABS		2	8	80%	10
BERRYHILL MANOR		10			10
SUFFRIDGE DRIVE GROUP HOME		10			10
LAKE BALDWIN CBOC		9	1	10%	10
CVS PA6902POCT BRYN MAWR		8	2	20%	10
ENCORE AT BOCA RATON, THE			10	100%	10
MINUTECLINIC, LLC, DBA MINUTECLINIC #2		9	1	10%	10
GRAND VILLA OF PALM COAST		10			10
MINUTECLINIC, LLC, DBA MINUTECLINIC #6106		8	2	20%	10
MAINSTREET FAMILY CARE			10	100%	10
ADVENTHEALTH MEDICAL GROUP PEDIATRIC & ADOLESCENT		9	1	10%	10
CITY OF TALLAHASSEE		10			10
SOMA MEDICAL CENTER PA #4			10	100%	10
DSI MANAGEMENT LLC		10			10
CVS MINUTE CLINIC DIAGNOSTIC		9	1	10%	10
CORONA PATHOLOGY		10			10
SAVANNAH MANOR ASSISTED LIVING COMMUNITY			10	100%	10
METHODIST HOSPITAL			10	100%	10
CHRISTUS ST VINCENT LABORATORY - ZIA		10			10
URGENT CARE CENTER AT PINNACLE		4	6	60%	10
CENTRAL JERSEY URGENT CARE OF EATONTOW		9	1	10%	10
CARENOW URGENT CARE - EAST NASHVILLE		8	2	20%	10
LAKE NONA MEDICAL SERVICES		3	7	70%	10
NOT INDICATED		1	9	90%	10

COVID-19: testing by laboratory

Data through Mar 28, 2021 verified as of Mar 29, 2021 at 09:25 AM

Data in this report are provisional and subject to change.

The numbers in the table below represent the number of Florida and non-Florida residents for whom test results were received by the Department of Health. A person can be tested by more than one laboratory and can have both positive and negative results. **Therefore, the sum of the numbers in each column will be larger than the total number of people tested.**

Reporting lab	Inconclusive	Negative	Positive	Percent positive	Total
VENICE GREEN VILLAGE		3	7	70%	10
WESTCHESTER GENERAL HOSPITAL BLOOD GAS LAB			9	100%	9
BEAUMONT EMERGENCY CENTER			9	100%	9
CVS HEALTH MINUTE CLINIC		1	8	89%	9
ASSOCIATES IN MEDICINE		7	2	22%	9
ORLANDO FAMILY MEDICAL INC		9			9
NITIN BAWA PROFESSIONAL ASSOCIATES			9	100%	9
NORTHSIDE HOSPITAL FORSYTH		8	1	11%	9
PENSACOLA CLUSTER			9	100%	9
CVS DC1340POCT WASHINGTON		9			9
WINDSOR OF GAINESVILLE		9			9
MINUTECLINIC DIAGNOSTIC OF TN, PC 6304		7	2	22%	9
CVS PHARMACY NO 274		9			9
MINUTE CLINIC LLC #5706		8	1	11%	9
CVS NJ617POCT CEDAR GROVE		8	1	11%	9
SUNCREST OMNI		9			9
PUTNAM FAMILY CARE INC		3	6	67%	9
MINUTE CLINIC LLC #1448		8	1	11%	9
NORTHWEST FLORIDA COMMUNITY HOSPITAL LABORATORY		8	1	11%	9
Consulate Health Care of Brandon		7	2	22%	9
MINUTECLINIC DIAGNOSTIC OF NEW JERSEY,		8	1	11%	9
MINUTECLINIC DIAGNOSTIC OF TN PC #240		8	1	11%	9
MEDLAB INC		9			9
PINELLAS PARK FIRE DEPARTMENT		9			9
ENCOMPASS HOME HEALTH OF THE SOUTHEAST LLC		9			9
MINUTECLINIC DIAGNOSTIC OF TN PC #242		6	3	33%	9
WINTER PARK INTERNAL MEDICINE MD PA		7	2	22%	9
ST VINCENT'S CHILTON		7	2	22%	9
EMPLOYEE WELLNESS PA			9	100%	9
LIFELINK TISSUE BANK D/B/A LIFELINK TISSUE BANK		8	1	11%	9
MINUTECLINIC DIAGNOSTIC OF ILLINOIS		7	2	22%	9
Fouraker Hills Rehab and Nursing			9	100%	9
MEDEXPRESS URGENT CARE - SWANSEA, N ILLINOIS ST		8	1	11%	9
MICHIGAN DEPARTMENT OF COMMUNITY HEALTH		1	8	89%	9
LAKEVIEW HEALTH SYSTEMS			9	100%	9
JOHNS HOPKINS ALL CHILDRENS			9	100%	9
UCARE			9	100%	9
CURATIVE		1	8	89%	9
FLORIDA MENTOR		7	2	22%	9
DYNAMIC HEALTH CENTERS INC		5	4	44%	9
ROSEMONT GARDENS INC		9			9
CVS HEALTH, #2043		9			9
ILLINOIS DEPARTMENT OF PUBLIC HEALTH		1	8	89%	9
WADSWORTH CENTER - DAVID AXELROD INSTITUTE		8	1	11%	9
BRENNITY AT VERO BEACH, THE			9	100%	9
WATERFORD AT CREEKSIDE, THE			9	100%	9
ORLANDO HEALTH PHYSICIAN ASSOCIATES		4	5	56%	9

COVID-19: testing by laboratory

Data through Mar 28, 2021 verified as of Mar 29, 2021 at 09:25 AM

Data in this report are provisional and subject to change.

The numbers in the table below represent the number of Florida and non-Florida residents for whom test results were received by the Department of Health. A person can be tested by more than one laboratory and can have both positive and negative results. **Therefore, the sum of the numbers in each column will be larger than the total number of people tested.**

Reporting lab	Inconclusive	Negative	Positive	Percent positive	Total
CVS MINUTE CLINIC, LLC #22		8	1	11%	9
NORTHSHORE UNIVERSITY HEALTHSYSTEM EVANSTON HOSPITAL LAB			9	100%	9
ANY LAB TEST NOW INC			9	100%	9
IMMUNOGENOMICS LLC		6	3	33%	9
BUENA VIDA ESTATES			9	100%	9
CLAYMED OF NORTH FLORIDA			9	100%	9
MINUTE CLINIC OF KANSAS PA		5	4	44%	9
OMNI			9	100%	9
MINUTECLINIC DIAGNOSTIC OF NEW JERSEY, LLC # 7069		9			9
MINUTECLINIC DIAGNOSTIC OF TN PC #5671		5	4	44%	9
CAN COMMUNITY HEALTH, INC		9			9
DIXITKUMAR N MODI MD PA			9	100%	9
MAGNOLIA MANOR			9	100%	9
NIGHT LITE PEDIATRICS CENTER		1	8	89%	9
MEDEXPRESS URGENT CARE - FORT WORTH S		8	1	11%	9
ST JOSEPH'S HOSPITAL NORTH LABORATORY			9	100%	9
WINDSOR OF SAN PABLO, THE		6	3	33%	9
CARDIOTHORACIC SURGERY OF HYDE PARK			9	100%	9
HEALTH AND WELLNESS CENTER		1	8	89%	9
PATEL MEDICAL VENTURES		8	1	11%	9
VETERANS AFFAIRS MEDICAL CENTER - OUTPATIENT			9	100%	9
MINUTECLINIC DIAGNOSTIC OF MAINE, LLC		7	2	22%	9
CIAN DIAGNOSTICS			9	100%	9
ROSECASTLE			9	100%	9
PRECISION GENETICS			9	100%	9
MC DIAGNOSTIC OF CONNECTICUT, PC #1043		9			9
UHEALTH UNIVERSITY OF MIAMI			9	100%	9
ALLIANCE HEALTH AND REHABILITATION CENTER		9			9
FAMILY PRACTICE OF DAVIE INC			9	100%	9
MEDEXPRESS URGENT CARE - WASHINGTON		7	2	22%	9
WESTERN NEW YORK IMMEDIATE MEDICAL CAR		9			9
CVS MO8590POCT KANSAS CITY		5	4	44%	9
LOREY ALF		9			9
UNIVERSITY MEDICAL CENTER		8	1	11%	9
REMISE OCCUPATIONAL HEALTH SOLUTIONS INC			9	100%	9
FLORIDA HOSPITAL WINTER PARK		7	2	22%	9
MIDMICHIGAN MEDICAL CENTER			9	100%	9
OPTUM SILVER LAKES			9	100%	9
OUR HOME AT BEACON HILL			9	100%	9
COLLIER BLVD HMA PHYSICIAN MANAGEMENT,, LLC			9	100%	9
CHILDREN'S HEALTH CENTER INC.		7	2	22%	9
UF HEALTH		1	8	89%	9
MINUTE CLINIC LLC # 2033		8	1	11%	9
MEDICANA NURSING AND REHAB CENTER			9	100%	9
NEMOURS CHILDREN'S PRIMARY CARE VERO BEACH			9	100%	9
MINUTECLINIC, LLC, MINUTECLINIC #7637		7	2	22%	9
ALBION COLLEGE (ABBOTT)		9			9

COVID-19: testing by laboratory

Data through Mar 28, 2021 verified as of Mar 29, 2021 at 09:25 AM

Data in this report are provisional and subject to change.

The numbers in the table below represent the number of Florida and non-Florida residents for whom test results were received by the Department of Health. A person can be tested by more than one laboratory and can have both positive and negative results. **Therefore, the sum of the numbers in each column will be larger than the total number of people tested.**

Reporting lab	Inconclusive	Negative	Positive	Percent positive	Total
UNIVERSITY HOSPITALS OF CLEVELAND		5	4	44%	9
DOCTORS EXPRESS OF ST PETERSBURG		1	8	89%	9
MINUTECLINIC DIAGNOSTIC OF MINNESOTA		9			9
INSPIRED LIVING AT PALM BAY		7	2	22%	9
VILLAGE PLACE HEALTH AND REHAB		9			9
CVS TX10016POCT PRINCETON		9			9
CVS CT1123POCT SOUTHBURY		9			9
FLORIDA CENTER FOR DERMATOLOGY LABORATORY			9	100%	9
GCPM MANUAL MICROBIOLOGY		1	8	89%	9
MINUTE CLINIC INCORPORTE		9			9
LAWRENCE TECHNOLOGICAL UNIVERSITY		9			9
PALM BAY URGENT CARE PL		1	8	89%	9
NEW HAMPSHIRE DEPARTMENT OF HEALTH AND HUMAN SERVICES		3	6	67%	9
CARENOW URGENT CARE-MT JULIET		8	1	11%	9
CARENOW URGENT CARE-GREEN HILLS		9			9
LAKE NONA MEDICAL SERVICE LLC		9			9
ST VINCENT'S ST CLAIR		6	3	33%	9
RIVERVIEW REGIONAL MEDICAL CENTER		7	2	22%	9
MINUTECLINIC #8760		9			9
MEDEXPRESS ELKINS		9			9
BAYFRONT HEALTH ST PETERSBURG		8	1	11%	9
CHEMISYS LABORATORIES		1	8	89%	9
PEDIATRIC HEALTH CARE ALLIANCE			9	100%	9
PASSPORT HEALTH			9	100%	9
NAVAL MEDICAL CENTER SAN DIEGO			9	100%	9
NASCAR EVENT MANAGEMENT, LLC		9			9
MOBILE RESPONSE DIAGNOSTICS LLC		8	1	11%	9
DOCTOR'S IN-HOUSE LAB/COMMUNITY HEALTH CENTERS OF PINELLAS - CLEARWATE			8	100%	8
SYNEXUS CLINICAL RESEARCH US INC		2	6	75%	8
MINUTE CLINIC DIAGNOSTIC OF MICHIGAN PC		8			8
BLOOMING GARDENS OF CARE INC		8			8
ST CHARLES HOSPITAL LABORATORY		8			8
MEDEXPRESS URGENT CARE, BUTLER		5	3	38%	8
ORLANDO FAMILY PHYSICIANS			8	100%	8
SOUTHEASTERN PEDIATRIC ASSOCIATES			8	100%	8
DOTHAN PEDIATRIC CLINIC			8	100%	8
CAPRONA GROUP HOME		2	6	75%	8
PUTNAM COUNTY EMERGENCY RESCUE SERVICE		5	3	38%	8
APEX HOME HEALTH CARE		7	1	13%	8
ELLIS HOSPITAL LABORATORY		7	1	13%	8
JUPITER CLINIC			8	100%	8
BENNETT PEDIATRICS		8			8
INTERNAL MEDICINE ASSOCIATES OF JACKSON HOSPITAL			8	100%	8
VERMONT DEPARTMENT OF HEALTH		1	7	88%	8
CVS SC4286POCT EASLEY		3	5	63%	8
FHPG_EXP CARE W HILLSBOROUGH			8	100%	8
MEDEXPRESS URGENT CARE - BATTLE CREEK		5	3	38%	8

COVID-19: testing by laboratory

Data through Mar 28, 2021 verified as of Mar 29, 2021 at 09:25 AM

Data in this report are provisional and subject to change.

The numbers in the table below represent the number of Florida and non-Florida residents for whom test results were received by the Department of Health. A person can be tested by more than one laboratory and can have both positive and negative results. **Therefore, the sum of the numbers in each column will be larger than the total number of people tested.**

Reporting lab	Inconclusive	Negative	Positive	Percent positive	Total
ALL CHILDREN'S HOSPITAL		1	7	88%	8
HEALTHPARK MEDICAL CTR NURSING SVC		8			8
ETHOS LABORATORIES		7	1	13%	8
VA Primary Care Clinic at Meharry		7	1	13%	8
MEDEXPRESS URGENT CARE - FAYETTEVILLE		6	2	25%	8
GENE STREET LABORATORIES, LLC		6	2	25%	8
CARE ATC - CITY OF BOYNTON BEACH	1	2	5	63%	8
JACKSON CLINIC PA,THE		4	4	50%	8
BENSONHURST URGENT CARE		8			8
X-GENE MOLECULAR LABS		1	7	88%	8
MINUTECLINIC DIAGNOSTIC OF TN PC #643		5	3	38%	8
BETH ISRAEL MEDICAL CENTER LABS		8			8
HEALTHMARK REGIONAL HOSPITAL LAB		4	4	50%	8
THOMAS JEFFERSON UNIVERSITY HOSPITAL		4	4	50%	8
NEOGENOMICS LABORATORIES, INC		8			8
ORMOND BEACH CENTRA CARE			8	100%	8
FLORIDA KEYS CONCIERGE MEDICINE, LLC		6	2	25%	8
MAGNOLIA PEDIATRICS GROUP LLC			8	100%	8
EXPRESS TEST			8	100%	8
FOUNTAINVIEW BY FIVE STAR QUALITY CARE		7	1	13%	8
TRUE HEALTH		5	3	38%	8
JX REF LAB			8	100%	8
NORTHSIDE HOSPITAL ATLANTA		3	5	63%	8
ENCOMPASS HEALTH REHABILITATION HOSPITAL OF MIAMI		7	1	13%	8
TREASURE COAST URGENT & FAMILY CARE			8	100%	8
MINUTECLINIC, LLC #05038		8			8
JOHN T MATHER MEMORIAL HOSPITAL LABORATORY		7	1	13%	8
Sunset Lake Health and Rehabilitation Center		8			8
PALM BEACH COUNTY HEALTH DEPARTMENT LABORATORY			8	100%	8
PACIFICA SUNRISE☐			8	100%	8
VAIL VALLEY MEDICAL CENTER			8	100%	8
Nashville Central Laboratory		8			8
ORLANDO ORTHOPAEDIC CENTER		6	2	25%	8
MID-HUDSON VALLEY DIVISION OF WESTCHESTER MEDICAL		8			8
The Grand at Rome Nursing and Rehabilitation		8			8
FLORIDA CLINICAL LAB		1	7	88%	8
WHITE SANDS OUTPATIENT SERVICES (WSOP SERVICES LLC		8			8
MEDEXPRESS URGENT CARE - TARENTUM		6	2	25%	8
SYLVESTER AT PLANTATION LABORATORY		7	1	13%	8
BLOOMINGDALE PEDIATRIC ASSOCIATES PA			8	100%	8
DOH JACKSONVILLE CENTRAL LABORATORY		3	5	63%	8
CVS MINUTE CLINIC DIAGNOSTIC OF NEW JERSEY		8			8
MARQUESA MEDICAL		7	1	13%	8
MINUTECLINIC DIAG OF IND, LLC #2387		7	1	13%	8
MIAMI COMPREHENSIVE MEDICINE GROUP PA		4	4	50%	8
NORTH PINELLAS CHILDRENS MEDICAL CENTER INC			8	100%	8
MINUTECLINIC DIAGNOSTIC OF TN PC #386		7	1	13%	8

COVID-19: testing by laboratory

Data through Mar 28, 2021 verified as of Mar 29, 2021 at 09:25 AM

Data in this report are provisional and subject to change.

The numbers in the table below represent the number of Florida and non-Florida residents for whom test results were received by the Department of Health. A person can be tested by more than one laboratory and can have both positive and negative results. **Therefore, the sum of the numbers in each column will be larger than the total number of people tested.**

Reporting lab	Inconclusive	Negative	Positive	Percent positive	Total
THE WOLFF CENTER FOR CHILD & ADOLESCENT HEALTH			8	100%	8
MEDEXPRESS URGENT CARE - CULPEPER		8			8
STPET		6	2	25%	8
OKLAHOMA STATE DEPARTMENT OF HEALTH-PUBLIC HEALTH LABORATORY			8	100%	8
LIFE CARE CITRUS COUNTY			8	100%	8
CONSULATE HEALTH CARE		7	1	13%	8
HUNTINGTON VILLAGE URGENT CARE		8			8
VENICE REGIONAL MEDICAL CENTER			8	100%	8
IU HEALTH PATHOLOGY		1	7	88%	8
LAKE CONWAY URGENT CARE LLC		2	6	75%	8
SUMTER COUNTY HEALTH DEPARTMENT		3	5	63%	8
BARTON PARKER OD PC		8			8
INTERVENTIONAL REHABILITATION OF SOUTH FLORIDA			8	100%	8
WINKLER COURT		7	1	13%	8
CVS NC3319POCT CHARLOTTE		6	2	25%	8
ADVANCED RESEARCH FOR HEALTH IMPROVEMENT		6	2	25%	8
INTERNAL MEDICINE AND AESTHETICS OF NAPLES LLC		8			8
MINUTE CLINIC LLC #10203		6	2	25%	8
SOMA MEDICAL CENTER MD PA #7 PEDIATRICS			8	100%	8
ROBERT WOOD JOHNSON HOSPITAL		7	1	13%	8
HEALTHY MINORS PEDIATRIC URGENT CARE		7	1	13%	8
HOLY NAME MEDICAL CENTER	1	6	1	13%	8
ARCHBOLD MEMORIAL HOSPITAL/LAB		3	5	63%	8
DOH-TAMPA BRANCH LABORATORY (MLK BLVD)		4	4	50%	8
OSWEGO HOSPITAL LABORATORY		7	1	13%	8
LOVELACE MEDICAL CENTER		8			8
HARBORCHASE OF DR PHILLIPS		7	1	13%	8
ALACHUA COUNTY HEALTH DEPARTMENT		1	7	88%	8
NORTHSIDE HOSPITAL		2	6	75%	8
GENEUS DIAGNOSTICS			8	100%	8
DIAGNOSTIC CLINIC		7	1	13%	8
FHCP-ORANGE CITY			8	100%	8
SURGOINSVILLE PHARMACY		8			8
MINUTE CLINIC LLC #6765		8			8
FLORIDA HEART AND VASCULAR MULTISPECIALTY GROUP		8			8
ENCOMPASS HEALTH REHABILITATION HOSPITAL OF OCALA		8			8
CAREPOINT CLINIC		5	3	38%	8
DORAL URGENT CARE			8	100%	8
CVS MINUTE CLINIC DIAGNOSTIC MED GRP OF SAN		6	2	25%	8
CVS NC5591POCT STATESVILLE		7	1	13%	8
NORTHEAST PEDIATRICS			8	100%	8
ATLANTIC CONSOLIDATED LABORATORY		8			8
CLEARWATER PEDIATRIC CARE		1	7	88%	8
CAYUGA COUNTY HEALTH DEPARTMENT		7	1	13%	8
LAB UNKNOWN		6	2	25%	8
MEDEXPRESS URGENT CARE - CLARKSBURG		7	1	13%	8
WALK-IN MEDICAL CARE			8	100%	8

COVID-19: testing by laboratory

Data through Mar 28, 2021 verified as of Mar 29, 2021 at 09:25 AM

Data in this report are provisional and subject to change.

The numbers in the table below represent the number of Florida and non-Florida residents for whom test results were received by the Department of Health. A person can be tested by more than one laboratory and can have both positive and negative results. **Therefore, the sum of the numbers in each column will be larger than the total number of people tested.**

Reporting lab	Inconclusive	Negative	Positive	Percent positive	Total
MODMD LABORATORY		8			8
WILLIAMSBURGH CHAI CARE		7	1	13%	8
ALLEGRO - TAMPA	1	4	3	38%	8
GOLISANO CHILDREN'S HOSPITAL OF SOUTHWEST FLORIDA		6	2	25%	8
MINUTECLINIC DIAGNOSTIC OF VIRGINIA		8			8
LEMOYNE COLLEGE WELLNESS CENTER FOR		8			8
BAPTIST OUTPATIENT			8	100%	8
ALLINA HEALTH - ABBOTT NORTHWESTERN HOSPITAL		5	3	38%	8
DEPARTMENT OF HEALTH- CITRUS COUNTY		1	7	88%	8
CVS TX7162POCT HOUSTON		8			8
MONTEFIORE MEDICAL CENTER LABORATORIES - NORTH		8			8
ST. JOSEPH HOSPITAL AND HEALTH CARE INC.			8	100%	8
WALGREENS #10972	1	7			8
MINUTECLINIC DIAGNOSTIC OF OHIO #7790		6	2	25%	8
CVS TX8351POCT BEAUMONT		7	1	13%	8
WELLIGENT		1	7	88%	8
MINUTECLINIC #2860		6	2	25%	8
BIOTECH PHARMACEUTICAL GROUP LLC			8	100%	8
WALGREEN #6538		8			8
FG RAPID		8			8
ST CLOUD PHYSICIAN MANAGMENT LLC		7	1	13%	8
URGENT CARE OF LONGWOOD		1	7	88%	8
ST LUKES ROOSEVELT LABORATORY		7	1	13%	8
MED & CO INVESTMENT LLC		7	1	13%	8
MEDEXPRESS URGENT CARE - MAPLE DRIVE		7	1	13%	8
CIGNA ONSITE HEALTH LLC		2	6	75%	8
CVS PA1671POCT LANCASTER		8			8
DOCTOR'S IN HOUSE LAB			8	100%	8
EXECUTIVE MEDICAL SERVICES		8			8
PALMS WEST HOSPITAL			8	100%	8
SEA LEVEL LABS			8	100%	8
THRIF-T DRUGS INC		6	1	14%	7
MEDEXPRESS URGENT CARE-PETERS TWP		6	1	14%	7
CVS NC7213POCT MATTHEWS		6	1	14%	7
DELAWARE DEPARTMENT OF HEATH		6	1	14%	7
STUYVESANT URGENT CARE		7			7
MINUTECLINIC, DIAGNOSTIC OF TEXAS, LL		6	1	14%	7
MC DIAGNOSTIC OF CONNECTICUT , PC # 3		5	2	29%	7
OCALA FAMILY MEDICAL CENTER		7			7
COMMUNITY MEDICAL AND DENTAL CARE INC		7			7
MINUTECLINIC, LLC #03965		7			7
CVS GA2108POCT NORCROSS		4	3	43%	7
CVS TX4397POCT CYPRESS		7			7
UNIVERSITY OF WASHINGTON MEDICAL CENTER			7	100%	7
MINUTECLINIC, LLC #1796		6	1	14%	7
CVS MINUTE CLINIC DIAGNOSTIC OF KANSAS, PA		7			7
CARENOW URGENT CARE-SOUTHLAKE			7	100%	7

COVID-19: testing by laboratory

Data through Mar 28, 2021 verified as of Mar 29, 2021 at 09:25 AM

Data in this report are provisional and subject to change.

The numbers in the table below represent the number of Florida and non-Florida residents for whom test results were received by the Department of Health. A person can be tested by more than one laboratory and can have both positive and negative results. **Therefore, the sum of the numbers in each column will be larger than the total number of people tested.**

Reporting lab	Inconclusive	Negative	Positive	Percent positive	Total
VENICE URGENT CARE – GULF COAST			7	100%	7
MERCY HEALTH—MUSKEGON		6	1	14%	7
LIZS ADULT CARE		7			7
BRADENTON PHYSICIANS MEDICAL CENTER			7	100%	7
MINUTECLINIC MINUTECLINIC #4977		4	3	43%	7
PENINSULA CARE AND REHABILITATION CENTER			7	100%	7
MEDEXPRESS URGENT CARE-NESHANNOCK TWP		6	1	14%	7
ST. CLOUD PHARMACY AND WELLNESS CENTER		3	4	57%	7
MAXHEALTH		5	2	29%	7
MONROE COUNTY FIRE RESCUE		6	1	14%	7
HOLY GARDEN ALF, INC.		7			7
EMBRY-RIDDLE AERONAUTICAL UNIVERSITY HEALTH			7	100%	7
MINUTE CLINIC LLC #4017		7			7
RIVER OAKS TREATMENT CENTER			7	100%	7
KANSAS DEPARTMENT OF HEALTH		2	5	71%	7
GOLDMAN SACHS HEALTH CENTER	1	6			7
RELIANCE MEDICAL CENTER		5	2	29%	7
LONGWOOD FAMILY MEDICINE		1	6	86%	7
ACCESS CARE MEDICAL GROUP LLC		2	5	71%	7
MINUTECLINIC DIAGNOSTIC MED GRP OF CA		6	1	14%	7
Parkside Villa		7			7
SCHOOL OF PHARMACY AND PHARMACEUTICAL		7			7
SARASOTA MEDICAL CENTER			7	100%	7
WYOMING COUNTY COMMUNITY HOSPITAL LABORATORY		7			7
EASTERN FLORIDA STATE COLLEGE – PALM BAY CAMPUS□			7	100%	7
LAKE PEDIATRICS			7	100%	7
DOMINICAN COLLEGE STUDENT HEALTH CENTE		7			7
NORTHDALE REHABILITATION CENTER			7	100%	7
Lenox on the Lake			7	100%	7
MEDEXPRESS URGENT CARE - HOT SPRINGS		7			7
MINUTECLINIC DIAG OF IND LLC #6998		6	1	14%	7
VICTORIAN MANOR		2	5	71%	7
NOVANT HEALTH INPATIENT CARE		2	5	71%	7
Thermopolis Rehabilitation Wellness		7			7
CVS NY549POCT RIDGEWOOD		4	3	43%	7
QHG OF ENTERPRISE INC (DBA MEDICAL CTR		7			7
GRAND VILLA OF SARASOTA		6	1	14%	7
PARTNERS PHARMACY OF FLORIDA LLC		7			7
BIRMINGHAM VAMC		3	4	57%	7
ST. LUCIE COUNTY HEALTH DEPARTMENT		5	2	29%	7
WEXFORD HEALTH SOURCES INC		7			7
GALLUP INDIAN MEDICAL CENTER		7			7
PEDIATRICS OF CENTRAL FLORIDA		5	2	29%	7
MINUTECLINIC DIAGNOSTIC OF OHIO #3407		6	1	14%	7
CVS CA9113POCT CHULA VISTA		7			7
CVS OH2543POCT CANFIELD		5	2	29%	7
WELLMED AT BRANDON REGIONAL		5	2	29%	7

COVID-19: testing by laboratory

Data through Mar 28, 2021 verified as of Mar 29, 2021 at 09:25 AM

Data in this report are provisional and subject to change.

The numbers in the table below represent the number of Florida and non-Florida residents for whom test results were received by the Department of Health. A person can be tested by more than one laboratory and can have both positive and negative results. **Therefore, the sum of the numbers in each column will be larger than the total number of people tested.**

Reporting lab	Inconclusive	Negative	Positive	Percent positive	Total
NORTH FLORIDA MEDICAL CENTERS INC		1	6	86%	7
GILCHRIST COUNTY FIRE DEPARTMENT		4	3	43%	7
RANDOLPH DIABETES AND WELLNESS		6	1	14%	7
ADVENT HEALTH APOPKA		3	4	57%	7
CONCENTRA URGENT CARE		3	4	57%	7
CVS PHARMACY #8800		5	2	29%	7
GENOTOX LABORATORIES		5	2	29%	7
SUPREME LABORATORY			7	100%	7
FLORIDA DIGESTIVE AND LIVER SPECIALIST		7			7
MIAMI BEACH COMMUNITY HEALTH CENTER INC			7	100%	7
FLORIDA SCHOOL FOR THE DEAF AND THE BLIND			7	100%	7
Baptist Village Retirement Communities		7			7
FHMG_FM AND IM AVALON PARK		2	5	71%	7
OPTUM PRIMARY CARE - FOUNTAIN OAKS		3	4	57%	7
MINUTE CLINIC DIAGNOSTIC OF PENNSYLVANIA		7			7
BROOKDALE LAKE ORIENTA			7	100%	7
CARESOUTH HHA HOLDINGS OF TALLAHASSEE LLC		7			7
HEARTLAND PEDIATRICS OF LAKE PLACID			7	100%	7
QUE		4	3	43%	7
KENDALL REGIONAL MEDICAL CNTR			7	100%	7
GRACE WELLNESS CENTER LLC		6	1	14%	7
BOCA BIOLISTICS LLC			7	100%	7
YAZJI PEDIATRIC CARE LLC DBA TUKA PEDIATRICS			7	100%	7
WATAUGA MEDICAL CENTER		4	3	43%	7
WILDLIGHT LAB			7	100%	7
CVS TN2179POCT MURFREESBORO		6	1	14%	7
CVS MINUTE CLINIC DIAG OF IND LLC #5206		6	1	14%	7
CVS OH3301POCT WOODMERE		7			7
PERSONAL PHYSICIAN CARE PA			7	100%	7
PANCARE HEALTH - HOSFORD SCHOOL			7	100%	7
CVS OH3458POCT BEAVERCREEK		7			7
KEYSTONE PLACE AT NAPLES PRESERVE		4	3	43%	7
MEDEXPRESS URGENT CARE - GLENDALE		7			7
MEDEXPRESS URGENT CARE-DUBOIS		7			7
CRESTWOOD MEDICAL CENTER		5	2	29%	7
FAMILY MEDICINE MEDICAL DRIVE		7			7
COMPASSION PEDIATRICS		3	4	57%	7
GULF COAST PEDIATRICS OF SARASOTA PA		1	6	86%	7
CHAPTERS HEALTH HOSPICE		7			7
CVS CA9715POCT THOUSAND OAKS		7			7
LONG ISLAND JEWISH FOREST HILLS HOSPITAL		7			7
CARENOW URGENT CARE-MADISON		7			7
DR. PHILLIPS MEDICAL WELLNESS CENTER		4	3	43%	7
MINUTE CLINIC, LLC #4650		6	1	14%	7
CVS TX7827POCT ROUND ROCK		7			7
FLORIDA CANCER SPECIALISTS & RESEARCH INSTITUTE		6	1	14%	7
MINUTE CLINIC DIAGNOSTIC OF VIRGINIA, LLC #1905		7			7

COVID-19: testing by laboratory

Data through Mar 28, 2021 verified as of Mar 29, 2021 at 09:25 AM

Data in this report are provisional and subject to change.

The numbers in the table below represent the number of Florida and non-Florida residents for whom test results were received by the Department of Health. A person can be tested by more than one laboratory and can have both positive and negative results. **Therefore, the sum of the numbers in each column will be larger than the total number of people tested.**

Reporting lab	Inconclusive	Negative	Positive	Percent positive	Total
MEDEXPRESS URGENT CARE, JOHNSTOWN		6	1	14%	7
HARMONIOUS HOME HEALTH, LLC		7			7
HEALTH CARE LABORATORY SERVICES		1	6	86%	7
MEDEXPRESS URGENT CARE MORGANTOWN		7			7
DOCTORS CLINICAL LABORATORY, INC		5	2	29%	7
JUPITER ISLAND PUBLIC SAFETY		5	2	29%	7
TRUE HEALTH DIAGNOSTICS		1	6	86%	7
ACM MEDICAL LABORATORY ALLIANCE		5	2	29%	7
MINUTECLINIC DIAG OF IND LLC #8651		6	1	14%	7
CVS PA1074POCT KENNETT SQUARE		6	1	14%	7
CVS CT1109POCT BETHEL		7			7
TIFT REGIONAL HEALTH SYSTEM, INC		7			7
PENN MEDICINE PRINCETON MEDICAL CENTER		6	1	14%	7
DOCTOR'S IN-HOUSE LAB/COMMUNITY HEALTH CENTERS OF PINELLAS -PINELLAS P			7	100%	7
GLEN FALLS HOSPITAL DEPARTMENT OF PATHOLOGY		6	1	14%	7
Ocoee Health Care Center		7			7
SOUTH COM HEALTH CLINIC, DEPT. OF THE ARMY		7			7
BALTIMORE CITY HEALTH DEPT COMMUNICABLE DISEASES AND EPIDEMIOLOGY			7	100%	7
MEDEXPRESS URGENT CARE - STAUNTON		3	4	57%	7
MINUTE-CLINIC DIAGNOSTIC OF VIRGINIA, LLC #794		6	1	14%	7
GENTRY PARK ORLANDO ASSISTED LIVING		6	1	14%	7
MEDEXPRESS URGENT CARE - MIDLOTHIAN		6	1	14%	7
SUNRISE SENIOR LIVING OF JACKSONVILLE			7	100%	7
CLAY PRIMARY & FAMILY CARE LLC			7	100%	7
WHEELER LABORATORY		6	1	14%	7
QUEENS UNIVERSITY OF CHARLOTTE		7			7
EL PARAISO HOME INC		7			7
CVS MO8556POCT KANSAS CITY		6	1	14%	7
NYU WINTHROP HOSPITAL PATHOLOGY		7			7
DALLAS COUNTY HEALTH AND HUMAN SERVICES			7	100%	7
MINUTECLINIC DIAGNOSTIC OF NORTH CAROLINA PC #7054		5	2	29%	7
LEE COUNTY HEALTH DEPARTMENT		4	3	43%	7
SUPERIOR RESIDENCES AT CALA HILLS		7			7
LAWTON CHILES HEALTH CENTER		1	6	86%	7
MINUTECLINIC DIAGNOSTIC OF GEORGIA, LL		5	2	29%	7
SOUTH FLORIDA ENT ASSOCIATES, INC			7	100%	7
SELECT PHYSICIANS ALLIANCE		7			7
CITYMD		1	6	86%	7
PALM GARDEN OF SUN CITY			7	100%	7
DOTHAN WEST FAMILY MEDICINE		5	2	29%	7
FLORIDA HOSPITAL KISSIMMEE		4	3	43%	7
MEDEXPRESS URGENT CARE - STATE COLLEGE		5	2	29%	7
ECLRS		2	5	71%	7
Rutgers Health Rwj University Hospital - Laboratory		4	3	43%	7
LEPE'S HOUSE			7	100%	7
SARAH LAWRENCE COLLEGE HEALTH SERVICES		7			7
IRL MARKET LAB			7	100%	7

COVID-19: testing by laboratory

Data through Mar 28, 2021 verified as of Mar 29, 2021 at 09:25 AM

Data in this report are provisional and subject to change.

The numbers in the table below represent the number of Florida and non-Florida residents for whom test results were received by the Department of Health. A person can be tested by more than one laboratory and can have both positive and negative results. **Therefore, the sum of the numbers in each column will be larger than the total number of people tested.**

Reporting lab	Inconclusive	Negative	Positive	Percent positive	Total
PBC FOUND CARE INC			7	100%	7
PEDIATRICS URGENT CARE, LLC			7	100%	7
TGH URGENT CARE - WESLEY CHAPEL			7	100%	7
MANATEE PEDIATRICS			7	100%	7
AVON PARK PEDIATRICS			7	100%	7
MINUTECLINIC DIAGNOSTIC OF NEVADA #87		4	3	43%	7
LYNMOORE,THE		7			7
ABBAY MANOR RETIREMENT RESIDENCE INC		7			7
NORTHERN DUTCHESS HOSPITAL LABORATORY		5	2	29%	7
EP LTC PHARMACY		5	2	29%	7
NEMOURS CHILDREN'S HOSPITAL			7	100%	7
Florida Clinical Laboratory		1	6	86%	7
SOUTHEAST GEORGIA HEALTH SYSTEM, INC D		7			7
FRESENIUS KIDNEY CARE FORT WALTON BEACH			7	100%	7
FLORIDA HOSPITAL APOPKA		6	1	14%	7
LEE MEMORIAL HEALTH SYSTEM D/B/A		5	2	29%	7
COVID RAPID LABS		1	5	83%	6
GUTHRIE MEDICAL GROUP LABORATORIES		6			6
MEDEXPRESS URGENT CARE - ELM GROVE		5	1	17%	6
MEDICAL CENTER AT OCEAN REEF		1	5	83%	6
CONCENTRA			6	100%	6
FAMILY TREE PRIMARY CARE		5	1	17%	6
BAYSHORE POINTE NURSING AND REHAB CENTER			6	100%	6
DEPARTMENT OF HEALTH AND HUMAN SERVICES STATE OF NEW HAMPSHIRE			6	100%	6
PREMIER FAMILY HEALTH PA			6	100%	6
MINUTECLINIC DIAGNOSTIC OF SC, LLC #7		4	2	33%	6
URGENT TEAM - MUSCLE SHOALS		6			6
PALMETTO HEALTH ALLIANCE		3	3	50%	6
PROGRESS PHARMACY INC		1	5	83%	6
FLORIDA DEPARTMENT OF HEALTH IN MIAMI DADE COUNTY		5	1	17%	6
CVS PA5241POCT CHALFONT		6			6
CVS KY4779POCT LOUISVILLE		4	2	33%	6
ORLANDO FAMILY PHYSICIANS INC		2	4	67%	6
CAMELLIA AT DEERWOOD		2	4	67%	6
MEDEXPRESS URGENT CARE - BLUEFIELD		5	1	17%	6
URGENT TEAM - HUNTSVILLE		5	1	17%	6
MD NOW MEDICAL CENTER			6	100%	6
MINUTECLINIC DIAGNOSTIC OF VIRGINIA, LLC #1656		6			6
HEWLETT URGENT CARE, PLLC		6			6
CVS TX1104POCT ALLEN		6			6
PUBLIC HEALTH LAB		6			6
HOLLY HILL HOME INFUSION SERVICE		5	1	17%	6
HUNTERS CREEK PEDIATRICS		6			6
TIMBER CREEK PEDIATRICS		6			6
PHYSICIANS URGENT CARE BERRY FARMS		4	2	33%	6
MIAMI RESCUE MISSION CLINIC INC			6	100%	6
CAPE CORAL URGENT CARE		3	3	50%	6

COVID-19: testing by laboratory

Data through Mar 28, 2021 verified as of Mar 29, 2021 at 09:25 AM

Data in this report are provisional and subject to change.

The numbers in the table below represent the number of Florida and non-Florida residents for whom test results were received by the Department of Health. A person can be tested by more than one laboratory and can have both positive and negative results. **Therefore, the sum of the numbers in each column will be larger than the total number of people tested.**

Reporting lab	Inconclusive	Negative	Positive	Percent positive	Total
WAKEMED		1	5	83%	6
FLEET LANDING			6	100%	6
NEUROSCIENCE AND SPINE ASSOCIATES, PL		5	1	17%	6
UNILAB OF DADE INC			6	100%	6
SV DIAGNOSTIC LAB			6	100%	6
CVS NV2928POCT LAS VEGAS		6			6
LISTENING DOCTOR PLLC, THE		1	5	83%	6
FRESENIUS KIDNEY CARE DUNEDIN			6	100%	6
DANIEL M LIBBY MD PLLC		6			6
CENTREX CLINICAL LABS INC		6			6
CAPITAL HEALTH PLAN LABORATORIES			6	100%	6
MARSHALL MEDICAL CENTER SOUTH LAB		5	1	17%	6
FLORIDA PREMIER MEDICAL CARE PA			6	100%	6
LOUISIANA DEPT OF HEALTH			6	100%	6
CARESOUTH HHA HOLDINGS OF THE BAY AREA LLC□		6			6
LRHS Southeastern University		4	2	33%	6
FIRST COAST CARDIOVASCULAR INSTITUTE PA			6	100%	6
CVS IN6654POCT INDIANAPOLIS		5	1	17%	6
SANDGATE GARDENS REHAB & NURSING CENTER		3	3	50%	6
BROWARD TRANSITIONAL CENTER			6	100%	6
BAYCARE ALLIANT HOSPITAL			6	100%	6
CVS TN4624POCT KNOXVILLE		5	1	17%	6
CVS OH3476POCT TIPP CITY		6			6
MEDEXPRESS URGENT CARE - HUNTINGTON WE		6			6
SAINT PETER'S UNIVERSITY HOSPITAL		6			6
MINUTE CLINIC DIAGNOSTIC MED GRP		5	1	17%	6
BOONE DRUG & HEALTHCARE AT DEERFIELD			6	100%	6
BROOKDALE CLERMONT			6	100%	6
URGENT CARE HOUSECALLS PA		5	1	17%	6
AARK LABORATORY		6			6
RIVER CITY PRIMARY AND URGENT CARE			6	100%	6
BETHESDA COMMUNITY HEALTH CENTER			6	100%	6
GUIDANCE / CARE CENTER, INC		6			6
CVS GA2236POCT WOODSTOCK		6			6
UNILAB		2	4	67%	6
CVS MD4371POCT OCEAN CITY		6			6
ELITE MD GROUP INC		2	4	67%	6
PANCARE HEALTH - KATE SMITH ELEMENTARY		1	5	83%	6
TULLAHOMA HMA, LLC		5	1	17%	6
NU WAVE MEDICAL CENTER			6	100%	6
ALBANY MEDICAL CENTER		5	1	17%	6
DEPT OF VA MEDICAL CENTER - RICHMOND		5	1	17%	6
PANCARE HEALTH - ALTHA PUBLIC			6	100%	6
BNR PHARMACY INC		6			6
AMERICAN EAGLE LEESBURG AL LLC DBA VISTA LAKE			6	100%	6
Kroger 673 - The Little Clinic Dallas		5	1	17%	6
MEDEXPRESS URGENT CARE-HERSHEY		5	1	17%	6

COVID-19: testing by laboratory

Data through Mar 28, 2021 verified as of Mar 29, 2021 at 09:25 AM

Data in this report are provisional and subject to change.

The numbers in the table below represent the number of Florida and non-Florida residents for whom test results were received by the Department of Health. A person can be tested by more than one laboratory and can have both positive and negative results. **Therefore, the sum of the numbers in each column will be larger than the total number of people tested.**

Reporting lab	Inconclusive	Negative	Positive	Percent positive	Total
MINUTECLINIC DIAGNOSTIC OF OHIO #4401		6			6
CURATIVE CARE CENTER INC		1	5	83%	6
TERRACINA LLC		1	5	83%	6
MEDEXPRESS URGENT CARE - PRINCETON		5	1	17%	6
BETH ISRAEL DEACONESS MEDICAL CENTER			6	100%	6
MINUTECLINIC DIAGNOSTIC OF TN PC #442		4	2	33%	6
QUICK CARE MED WALK IN AND URGENT CARE			6	100%	6
CITIZENS BAPTIST MEDICAL CENTERS LAB		5	1	17%	6
MINUTECLINIC DIAGNOSTIC OF VIRGINIA, LLC #255		6			6
CVS MD1881POCT DUNKIRK		6			6
CVS NC7057POCT SHELBY		5	1	17%	6
MEDEXPRESS URGENT CARE - MT LEBANON		4	2	33%	6
CVS NJ2815POCT E BRUNSWICK		4	2	33%	6
FLORIDA DEPARTMENT OF HEALTH IN SARASOTA COUNTY		5	1	17%	6
THE PALMS REHABILITATION AND HEALTHCARE CENTER		5	1	17%	6
WALGREENS_COCONUT CREEK		5	1	17%	6
OCALA REGIONAL KIDNEY CENTER EAST		2	4	67%	6
TEXAS MEDCLINIC			6	100%	6
ST JOSEPHS HOSP OF ATLANTA/CLINIC LAB		5	1	17%	6
LEWIS COUNTY MANOR		6			6
FAMILY CARE MEDICAL CENTER			6	100%	6
CVS GA7064POCT STOCKBRIDGE		6			6
MINUTECLINIC DIAGNOSTICS OF IND LLC		3	3	50%	6
CVS IN6713POCT BLOOMINGTON		6			6
MINUTECLINIC, LLC #03268		5	1	17%	6
MERCY COLLEGE HEALTH OFFICE		6			6
UT MEMPHIS UNIVERSITY HEALTH SERVICES			6	100%	6
ALL4KIDZ PEDIATRICS LLC		3	3	50%	6
CDRX INFUSION			6	100%	6
MAXCARE CLINIC			6	100%	6
ATLANTIC COMMUNITY HIGH SCHOOL		5	1	17%	6
ASCENSION ST VINCENT'S CLAY COUNTY			6	100%	6
PRESBYTERIAN HOME		6			6
CAREWELL 301 - WARWICK			6	100%	6
CVS TN7289POCT SIGNAL MOUNTAIN		6			6
BROWARD COUNTY HEALTH DEPT.			6	100%	6
CHIEFLAND MEDICAL CENTER		1	5	83%	6
CVS PA813POCT RICHBORO		6			6
MEDEXPRESS URGENT CARE PORT HURON		5	1	17%	6
CHILDREN'S HOSPITAL OF PHILADELPHIA		5	1	17%	6
CVS RI1717POCT 1 CVS DR			6	100%	6
PENN NURSING CENTER		6			6
FLORIDA WOMAN CARE LABORATORY			6	100%	6
BOCA VIPEDIATRICS			6	100%	6
NEMOURS CHILDREN'S URGENT CARE			6	100%	6
ENIGMA DIAGNOSTIC, INC.			6	100%	6
ENTRUST IMMEDIATE CARE			6	100%	6

COVID-19: testing by laboratory

Data through Mar 28, 2021 verified as of Mar 29, 2021 at 09:25 AM

Data in this report are provisional and subject to change.

The numbers in the table below represent the number of Florida and non-Florida residents for whom test results were received by the Department of Health. A person can be tested by more than one laboratory and can have both positive and negative results. **Therefore, the sum of the numbers in each column will be larger than the total number of people tested.**

Reporting lab	Inconclusive	Negative	Positive	Percent positive	Total
WG WINDSOR WOODS SH LLC		6			6
AMERICAN HEALTH ASSOC. LABORATORY SOUTH		4	2	33%	6
TRANSPLANT GENOMICS INC (EUROFINS)		6			6
TERENCE B MITCHELL MD, INC		2	4	67%	6
CVS GA2147POCT KENNESAW		5	1	17%	6
MINUTECLINIC DIAGNOSTIC OF KANSAS PA		6			6
ALL CHILDREN'S HOSPITAL DEPT OF GENERAL PEDIATRICS			6	100%	6
LAKEVIEW TERRACE HOME HEALTH SERVICES LLC			6	100%	6
EXPICARE NURSING AGENCY, INC		5	1	17%	6
NORTHEAST ALABAMA REGIONAL MEDICAL CENTER		3	3	50%	6
ALLEGRO FLEMING ISLAND		1	5	83%	6
CVS MA6505POCT NEWTON		6			6
CVS PA233POCT NEWTOWN SQUARE		6			6
GENTLE MEDICINE ASSOCIATES / DR. REGINE BATAILLE		6			6
CVS PA4077POCT BELLE VERNON		6			6
VIERA PEDIATRICS		1	5	83%	6
Atlanta VAMC		4	2	33%	6
WOMENS CARE FLORIDA LLC		5	1	17%	6
CLINICAL CARE ASSOCIATES			6	100%	6
COMPASSION PEDIATRIC URGENT CARE LLC		2	4	67%	6
Northwell Lab		2	4	67%	6
MEDEXPRESS URGENT CARE-PITTSFIELD		6			6
CVS NC6402POCT DAVIDSON		4	2	33%	6
CALIFORNIA DEPARTMENT OF PUBLIC HEALTH		1	5	83%	6
MEDEXPRESS URGENT CARE - YORK		3	3	50%	6
Centrastate Medical Center		5	1	17%	6
MINUTECLINIC LLC #5041		2	4	67%	6
IVY ROSEN MD PLLC		6			6
PALM HARBOR DERMATOLOGY		4	2	33%	6
FLORIDA DEPARTMENT OF HEALTH SEMINOLE COUNTY		1	5	83%	6
LUMADOC HEALTH		4	2	33%	6
JERSEY SHORE MEDICAL CENTER		6			6
CVS CA9721POCT ARCADIA		6			6
LOS ALAMOS NATIONAL LABORATORY		6			6
NORTH FLORIDA PEDIATRICS JASPER			6	100%	6
MOULTRIE CREEK NURSING AND REHAB			6	100%	6
NASSAU UNIVERSITY MEDICAL CENTER DEPT		5	1	17%	6
PROVIDENCE LABORATORY SERVICES		6			6
MINUTECLINIC DIAGNOSTIC OF KENTUCKY		6			6
THE CLINIC PREMISE HEALTH			6	100%	6
CVS NATIONAL HARBOR MD2297714CV		6			6
CVS OH6123POCT CINCINNATI		4	2	33%	6
CVS SC2736POCT MURRELLS INLET		5	1	17%	6
SOUTHEASTERN DERMATOLOGY GROUP PA		5	1	17%	6
FHPG_EXP CARE PALM HARBOR			6	100%	6
GADSDEN COUNTY HEALTH DEPARTMENT			6	100%	6
Advanced Care Center			6	100%	6

COVID-19: testing by laboratory

Data through Mar 28, 2021 verified as of Mar 29, 2021 at 09:25 AM

Data in this report are provisional and subject to change.

The numbers in the table below represent the number of Florida and non-Florida residents for whom test results were received by the Department of Health. A person can be tested by more than one laboratory and can have both positive and negative results. **Therefore, the sum of the numbers in each column will be larger than the total number of people tested.**

Reporting lab	Inconclusive	Negative	Positive	Percent positive	Total
INTERNAL MEDICINE LIPID AND WELNNESS PRACTICE			6	100%	6
PHYSICIANS FOR CHILDREN			6	100%	6
PATHGROUP LABS, LLC		4	2	33%	6
UT SOUTHWESTERN MEDICAL CENTER			6	100%	6
THE WINDSOR OF OCALA		2	4	67%	6
MINUTE CLINIC DIAG OF IND LLC #8674		6			6
CVS MD2956POCT NEW MARKET		5	1	17%	6
TAMIAMI LAB MILLENIUM			6	100%	6
MINUTECLINIC MINUTECLINIC #8505		4	2	33%	6
PLEASANTVILLE OF SEBASTIAN LLC□			6	100%	6
PROHEALTH MED		1	5	83%	6
PR HEALTH		1	5	83%	6
ANTHONY-BROWN PHARMACY		6			6
WIREGRASS MEDICAL CENTER			6	100%	6
GRACE REHABILITATION CENTER OF VERO BEACH		4	2	33%	6
ST CHARLES BEND LABORATORY		5	1	17%	6
MEDEXPRESS URGENT CARE - RICHMOND, NINE MILE RD		5	1	17%	6
MEDEXPRESS URGENT CARE - IRVING		6			6
MINUTECLINIC DIANOSTIC OF VIRGINA, LL		5	1	17%	6
CENTRAL FLORIDA PRIMARY CARE			6	100%	6
XPRESS URGENT CARE LLC		6			6
DIXIE COUNTY EMERGENCY SERVICES			6	100%	6
MEDEXPRESS URGENT CARE - HOLLINS		6			6
ADVENTHEALTH CELEBRATION EMPLOYEE CLINIC		6			6
FLORIDA MEDICAL SPECIALISTS		2	4	67%	6
CVS NM8918POCT ALBUQUERQUE		6			6
ARLINGTON OF NAPLES		6			6
GAINESVILLE PEDIATRIC ASSOCIATES		1	5	83%	6
ARLINGTON OF NAPLES INC, THE		6			6
ENCOMPASS HEALTH REHABILITATION		4	1	20%	5
THE CLINIC OF PEDIATRICS & GI MEDICINE, INC			5	100%	5
DIAMOND SPEEDWAY DIALYSIS		1	4	80%	5
MANATEE COUNTY JAIL		4	1	20%	5
UPMC HEALTH SYSTEM		4	1	20%	5
MINUTECLINIC LLC #4449		4	1	20%	5
MCR HEALTH LAWTON CHILES ADMINISTRATION STE A		1	4	80%	5
ORLANDO HEALTH PHYSICIAN GROUP			5	100%	5
EASTCHESTER PEDIATRIC MEDICAL GROUP		5			5
XRL SXF REF LAB		5			5
NORTHERN MICHIGAN UNIVERSITY ATHLETICS		5			5
PEDIATRIC URGENT HEALTH CARE			5	100%	5
MINUTECLINIC, LLC #1452		5			5
CVS GA3766POCT DACULA		3	2	40%	5
Kroger 099 - The Little Clinic Fort Collins		5			5
HENDRY/GLADES COUNTY HEALTH DEPARTMENT		4	1	20%	5
VILLAGES HEALTH, THE		4	1	20%	5
WEST DADE PEDIATRICS			5	100%	5

COVID-19: testing by laboratory

Data through Mar 28, 2021 verified as of Mar 29, 2021 at 09:25 AM

Data in this report are provisional and subject to change.

The numbers in the table below represent the number of Florida and non-Florida residents for whom test results were received by the Department of Health. A person can be tested by more than one laboratory and can have both positive and negative results. **Therefore, the sum of the numbers in each column will be larger than the total number of people tested.**

Reporting lab	Inconclusive	Negative	Positive	Percent positive	Total
COMPREHENSIVE CLINICAL RESEARCH, LLC			5	100%	5
RIVERVIEW ALF OPERATOR LLC			5	100%	5
UW MEDICINE VIROLOGY LAB			5	100%	5
LEVY COUNTY SHERRIF'S DEPT			5	100%	5
QUALITY MEDICAL CARE			5	100%	5
PRINCIPLE HOSPICE SERVICE, LLC			5	100%	5
CVS NV408817POCT LAS VEGAS		1	4	80%	5
DIAGNOSTECHS		4	1	20%	5
ATLANTIC SURGERY CENTER OF JACKSONVILLE BEACH		5			5
REDMED OF CROSSTOWN		2	3	60%	5
JOHN T MACKAY MD			5	100%	5
SEACOAST PATHOLOGY PROFESSIONAL ASSOC		5			5
Rio Pinar Health Care			5	100%	5
CAREHERE LCS- EUSTIS			5	100%	5
CVS PA1296POCT DREXEL HILL		4	1	20%	5
FRESENIUS MEDICAL CARE			5	100%	5
FLORIDA PRIMARY CARE AND SPORTS MEDICINE INC		2	3	60%	5
BLUETAIL MEDICAL GROUP, LLC		4	1	20%	5
ARKANSAS DEPARTMENT OF HEALTH			5	100%	5
CVS HEALTH, #1994		4	1	20%	5
MIAMI CANCER INSTITUTE			5	100%	5
Oakwood - North Baldwins Center for Living		5			5
PEDIATRICS OF CENTRAL FLORIDA – POINCIANA		3	2	40%	5
LEHIGH REGIONAL MEDICAL CENTER LABORATORY		3	2	40%	5
COOPER HOSPITAL/UNIVERSITY MEDICAL		5			5
INDIANA STATE DEPARTMENT OF HEALTH LABORATORIES			5	100%	5
HERNANDO PASCO HOSPICE INC		4	1	20%	5
RHEA MEDICAL CENTER		5			5
WEST PACIFIC MEDICAL LABORATORY			5	100%	5
COPELAND MEDICAL CLINIC		3	2	40%	5
CVS IL8751POCT CHICAGO		5			5
CITY OF WEST PALM BEACH EMPLOYEE & FAMILY HEALTH		5			5
SOUTH BEND MEDICAL FOUNDATION			5	100%	5
HELIX KH UC			5	100%	5
ADVICE FOR OPTIMAL WELLNESS		2	3	60%	5
CARENOW URGENT CARE - CENTRAL AUSTIN		1	4	80%	5
SHEEPSHEAD BAY URGENT CARE		5			5
SAFETY HARBOR SENIOR LIVING			5	100%	5
APOLLO GARDENS RETIREMENT RESIDENCE CARE		5			5
ST BARNABAS HOSPITAL		5			5
BAPTIST HOSPITAL EMPLOYEE HEALTH OFF			5	100%	5
CVS SC5479POCT INDIAN LAND		5			5
MINUTECLINIC DIAGNOSTIC OF PENNSYLVANIA, LLD #1545		5			5
ABSOLUTE HEALTH		5			5
BOROPARK URGENT CARE		4	1	20%	5
MEDEXPRESS - COLLINSVILLE BELT LINE		3	2	40%	5
SLOPESIDE LABS AND TESTING, LLC - THE HIDEOUT AT BUTTERMILK MOUNTAIN		5			5

COVID-19: testing by laboratory

Data through Mar 28, 2021 verified as of Mar 29, 2021 at 09:25 AM

Data in this report are provisional and subject to change.

The numbers in the table below represent the number of Florida and non-Florida residents for whom test results were received by the Department of Health. A person can be tested by more than one laboratory and can have both positive and negative results. **Therefore, the sum of the numbers in each column will be larger than the total number of people tested.**

Reporting lab	Inconclusive	Negative	Positive	Percent positive	Total
LPG PEDIATRICS AT CAPE CORAL		5			5
TRUSTBRIDGE			5	100%	5
Robert Wood Johnson University Hospital		4	1	20%	5
CHAMPLAIN VALLEY PHYSICIANS HOSPITAL		3	2	40%	5
DEPARTMENT OF HEALTH AND HUMAN SERVICES LANSING			5	100%	5
CVS NC2313POCT RALEIGH		4	1	20%	5
PRL NYC PANDEMIC RESPONSE LAB			5	100%	5
CVS OH3080POCT HUBER HEIGHTS		5			5
UCF STUDENT HEALTH SERVICES LABORATORY		2	3	60%	5
Kennedy University Hospital		5			5
CLINICAL CARE INC			5	100%	5
MEDEXPRESS URGENT CARE - MOUNTAIN HOME		4	1	20%	5
LIFEPLUS HEALTHCARE GROUP INC		5			5
MINUTECLINIC # 21110		3	2	40%	5
INDIAN RIVER PRIMARY CARE PA		5			5
MEDEXPRESS URGENT CARE - LOGAN		5			5
PAUL GRECO MD CONCIERGE MEDICAL SERVICES PL		5			5
MINUTE CLINIC, LLC #1434		5			5
EAST BANK HOSPITAL - UNIVERSITY OF MINNESOTA MEDICAL CENTER			5	100%	5
BETTER AT HOME		5			5
FRANCES WARDE MEDICAL LABORATORY		2	3	60%	5
LAKE NONA PEDIATRICS IN ASSOCIATION WITH NEMOURS		5			5
NORTHPORT MEDICAL CENTER LAB		5			5
FLORIDA HOSPITAL LAKE MARY		5			5
TANNER MEDICAL CENTER EAST AL		5			5
FORSYTH HOUSE			5	100%	5
VEIL VALLEY MEDICAL CENTER			5	100%	5
COMMONS AT ORLANDO LUTHERAN TOWERS SNF			5	100%	5
ST JOHNS BIOMEDICAL LAB		5			5
MINNESOTA DEPARTMENT OF HEALTH PUBLIC HEALTH LABORATORY DIVISION	1		4	80%	5
ALLIANCE FOR MULTISPECIALTY RESEARCH		5			5
THE DOCTORS CENTER HEALTHCARE-SOUTHSIDE		1	4	80%	5
MINUTECLINIC DIAG OF IND LLC #6840		5			5
ALPHADERA LABS, LLC			5	100%	5
MIZELL MEMORIAL HOSPITAL			5	100%	5
MEDICAL CENTER OF BLOUNTSTOWN			5	100%	5
OCCMED SOLUTIONS		2	3	60%	5
MY WELLNESS EXPRESS			5	100%	5
TESTD			5	100%	5
CVS SC1540POCT MYRTLE BEACH		4	1	20%	5
WATERTOWN URGENT CARE PLLC		5			5
AEL KNOXVILLE			5	100%	5
UF HEALTH PATHOLOGY LABORATORIES			5	100%	5
CELEBRATION PEDIATRICS PA			5	100%	5
MEDEXPRESS URGENT CARE - FREDERICK		5			5
JOSEF SCHENKER, MD, PC		5			5
INTERNAL MEDICINE & PRIMARY CARE ASSOCIATES, PLC			5	100%	5

COVID-19: testing by laboratory

Data through Mar 28, 2021 verified as of Mar 29, 2021 at 09:25 AM

Data in this report are provisional and subject to change.

The numbers in the table below represent the number of Florida and non-Florida residents for whom test results were received by the Department of Health. A person can be tested by more than one laboratory and can have both positive and negative results. **Therefore, the sum of the numbers in each column will be larger than the total number of people tested.**

Reporting lab	Inconclusive	Negative	Positive	Percent positive	Total
PIEDMONT HOSPITAL LAB			5	100%	5
FLORIDA HEALTHCARE OF ORLANDO			5	100%	5
OURMED		4	1	20%	5
QUEST DIAGNOSTICS PSC		1	4	80%	5
OPTUMCARE FLORIDA, LLC		3	2	40%	5
LAFAYETTE NURSING AND REHAB			5	100%	5
AMERICAN MEDICAL RESPONSE - DENVER		2	3	60%	5
PELICAN LANDING		1	4	80%	5
BROOKDALE NEW PORT RICHEY			5	100%	5
DOCS URGENT CARE		1	4	80%	5
MEDEXPRESS URGENT CARE FOX CHAPEL		5			5
DAVENPORT PEDIATRICS PA		1	4	80%	5
CELERION			5	100%	5
CVS MA1852POCT MEDWAY		5			5
ADVANCED PEDIATRICS OF BOCA LLC			5	100%	5
PM PEDIATRICS OF BAYSIDE PLLC		5			5
QUINTON MEMORIAL HEALTH CARE CENTER		5			5
NORTHWOOD UNIVERSITY-BENNETT SPORTS CENTER		5			5
NOVANT HEALTH UVA		2	3	60%	5
CVS OH10893POCT PARMA		2	3	60%	5
CVS MINUTE CLINIC DIAGNOSTIC OF TEXAS		4	1	20%	5
Kroger 449 - The Little Clinic Mountain Park		4	1	20%	5
GENESIS FAMILY PRACTICE		3	2	40%	5
NORTHEAST GEORGIA MEDICAL CENTER		5			5
NORTH DADE NURSING AND REHABILITATION CENTER			5	100%	5
Enterprise Health and Rehabilitation Center		5			5
LAKE MARY HEALTH AND REHABILITATION CENTER		1	4	80%	5
AEGIS MEDICAL GROUP, LLC		5			5
SUNSHINE STATE DIALYSIS			5	100%	5
JACKSON SOUTH COMMUNITY HOSPITAL LAB			5	100%	5
CVS GA2841POCT LAWRENCEVILLE		5			5
SONATA VERO BEACH		5			5
BROWNE MEDICAL LLC		3	2	40%	5
MEASE CONTINUING CARE		3	2	40%	5
EGL GENETICS DIAGNOSTICS			5	100%	5
MINUTECLINIC, LLC #1431		4	1	20%	5
MOUNT SINAI BROOKLYN LABORATORY		4	1	20%	5
BEACH HOUSE		5			5
COVID TESTING LLC			5	100%	5
NELSON BIOLOGICAL			5	100%	5
Life Care Center of Estero			5	100%	5
MINUTECLINIC MINUTECLINIC #921		5			5
IAN C BOYKIN MD		4	1	20%	5
MEDEXPRESS URGENT CARE - WILLIAMSPORT		4	1	20%	5
NORTHSIDE GWINNETT HOSPITAL		4	1	20%	5
URGENT TEAM - NASHVILLE		5			5
BIOTECH CLINICAL LABORATORY			5	100%	5

COVID-19: testing by laboratory

Data through Mar 28, 2021 verified as of Mar 29, 2021 at 09:25 AM

Data in this report are provisional and subject to change.

The numbers in the table below represent the number of Florida and non-Florida residents for whom test results were received by the Department of Health. A person can be tested by more than one laboratory and can have both positive and negative results. **Therefore, the sum of the numbers in each column will be larger than the total number of people tested.**

Reporting lab	Inconclusive	Negative	Positive	Percent positive	Total
ADVENTHEALTH CAR CENTER APOPKA			5	100%	5
MID - FLORIDA PATHOLOGY LLC		1	4	80%	5
MEDEXPRESS URGENT CARE - MBURG COMMONS		5			5
OHSU MOLECULAR MICROBIOLOGY LAB		4	1	20%	5
CENTRAL JERSEY URGENT CARE		5			5
ENT AND ALLERGY ASSOCIATES OF FLORIDA, LLC			5	100%	5
CVS SC5550POCT CLOVER		4	1	20%	5
CVS PA2582POCT SPRINGFIELD		3	2	40%	5
UNIVERISTY OF MEMPHIS ATHLETIC TRAINI		5			5
COLUMBIA MEMORIAL HOSPITAL LABORATORY		5			5
CVS NC2771POCT CLAYTON		4	1	20%	5
FLORIDA PRIMARY & SPECIALTY CARE		5			5
STATEN ISLAND CHAI CARE		5			5
CVS TX7821POCT LEAGUE CITY		5			5
SIGNATURE URGENT CARE			5	100%	5
Army Residence Community		5			5
MASSASHUSETTS STATE LAB INSTITUTE		2	3	60%	5
MINUTECLINIC DIAGNOSTIC OF OHIO #6147		4	1	20%	5
PEDIATRICS OF ALTAMONTE		5			5
BIOREFERENCE LABORATORIES			5	100%	5
KEYSTONE REHABILITATION AND HEALTH CENTER		1	4	80%	5
MINUTE CLINIC DIAGNOSTIC OF VIRGINIA, LLC #7543		5			5
URGENT CARE COASTAL GA			5	100%	5
CFP PHYSICIANS GROUP			5	100%	5
COMPUNET CLINICAL LAB			5	100%	5
PHYSICIANS IMMEDIATE CARE ELGIN			5	100%	5
PM PEDIATRICS OF SELDEN		3	2	40%	5
FLORIDA DEPARTMENT OF HEALTH - INVERNESS		3	2	40%	5
MARINA ISLE ASSISTED LIVING		5			5
MEDEXPRESS URGENT CARE- COLUMBIA HEIGH		5			5
AUGUSTA HEALTH			5	100%	5
JOINT AMBULATORY CARE CENTER		5			5
KETTERING HEALTH			5	100%	5
CVS TX2263POCT SAN ANTONIO		5			5
RELIANT IMMUNE DIAGNOSTICS			5	100%	5
FOUNDCARE, INC			5	100%	5
LAKEVIEW HEALTHCARE SYSTEM LLC			5	100%	5
FINLAY		1	4	80%	5
LABCORP UNSPECIFIED		5			5
ADVENTHEALTH MEDICALGROUP PEDIATRICS AT ORLANDO		5			5
JOE DIMAGGIO CHILDREN'S HOSPITAL		1	4	80%	5
PIEDMONT ATHENS REGIONAL MEDICAL		4	1	20%	5
MEDEXPRESS URGENT CARE SHADYSIDE		4	1	20%	5
TALLAHASSEE MEMORIAL HEALTHCARE			5	100%	5
CVS MI8049POCT WATERFORD		4	1	20%	5
CVS MA957POCT WEST SPRINGFIELD		5			5
PRECISION LABS LLC		2	3	60%	5

COVID-19: testing by laboratory

Data through Mar 28, 2021 verified as of Mar 29, 2021 at 09:25 AM

Data in this report are provisional and subject to change.

The numbers in the table below represent the number of Florida and non-Florida residents for whom test results were received by the Department of Health. A person can be tested by more than one laboratory and can have both positive and negative results. **Therefore, the sum of the numbers in each column will be larger than the total number of people tested.**

Reporting lab	Inconclusive	Negative	Positive	Percent positive	Total
HILLSBOROUGH COUNTY HEALTH DEPARTMENT			5	100%	5
PARADIGM LABORATORIES			5	100%	5
QUATRACOR PLLC		5			5
MEDEXPRESS URGENT CARE - BECKLEY CROSS		4	1	20%	5
CVS OH2518POCT COLUMBUS		4	1	20%	5
THE UNIVERSITY OF VERMONT MEDICAL CENTER		4	1	20%	5
FAMILY TREE DNA			5	100%	5
SCIENCE CARE			5	100%	5
OMNICARE PHARMACY OFTEXAS 1, LP DBA OMNICARE		5			5
OCHSNER MEDICAL CENTER			5	100%	5
MINUTECLINIC DIAG OF IND, LLC #6910		5			5
CARL R DARNALL ARMY MEDICAL CENTER			5	100%	5
URGENT MED INC		3	2	40%	5
SOUTH FLORIDA FAMILY HEALTH & RESEARCH CTR			5	100%	5
LIVING WATERS MEDICAL CENTER			5	100%	5
PRECISION DIAGNOSTICS INC - NJ		5			5
AHC Decatur County		5			5
ADVANCED URGENT CARE OF MARATHON		1	4	80%	5
GREENVILLE MEMORIAL HOSPITAL LAB			5	100%	5
BAPTIST HEALTH - TOWN CENTER			5	100%	5
SUTTER TRACY COMMUNITY HOSPITAL			5	100%	5
Walker BaptistMedCtr		4	1	20%	5
WHITE WILSON MEDICAL CENTER - FWB		1	4	80%	5
PATIENT FIRST - LEESBURG			5	100%	5
CVS AZ10150POCT PHOENIX		4	1	20%	5
WILSON PEDIATRICS			5	100%	5
SJH			5	100%	5
INNOVATIVE COVID-DIVERSEY			5	100%	5
RUSH UNIVERSITY MEDICAL CENTER LABORATORY			5	100%	5
LABS PLUS LLC		5			5
DISCOVERY VILLAGE AT STUART		2	3	60%	5
EAST CENTRAL FLORIDA OUT PATIENT IMAGING			5	100%	5
WESTMINSTER SHORES			5	100%	5
CVS SC7334POCT LEXINGTON		5			5
ELITE CARE			5	100%	5
NORTH SHORE HEMATOLOGY-ONCOLOGY ASSOCIATES, PC		5			5
UNIVERSITY OF CHICAGO MEDICAL CENTER LAB			5	100%	5
MCKENZIE-WILLAMETTE MEDICAL CENTER LAB		5			5
MINUTE CLINIC DIAGNOSTIC OF NORTH CAROLINA		5			5
COMPLETE FAMILY CARE, LLC/UNIVERSITY OF SAINT MARY		5			5
MEDEXPRESS URGENT CARE - WEIRTON		5			5
OHIO DEPARTMENT OF HEALTH			5	100%	5
FLORIDA CLINICAL LABORATORY - BIOREFERENCE LABORATORIES		2	3	60%	5
MIAMI MEDICAL CONSULTANT PA			5	100%	5
MEDEXPRESS URGENT CARE-MUNCIE		5			5
UNIVERSITY OF MIAMI / SCCC RESEARCH LABORATORY			5	100%	5
MINUTECLINIC DIAGNOSTIC OF RHODE ISLAN		5			5

COVID-19: testing by laboratory

Data through Mar 28, 2021 verified as of Mar 29, 2021 at 09:25 AM

Data in this report are provisional and subject to change.

The numbers in the table below represent the number of Florida and non-Florida residents for whom test results were received by the Department of Health. A person can be tested by more than one laboratory and can have both positive and negative results. **Therefore, the sum of the numbers in each column will be larger than the total number of people tested.**

Reporting lab	Inconclusive	Negative	Positive	Percent positive	Total
PUTNAM HOSPITAL CENTER LABORATORY		5			5
WOODHULL MEDICAL AND MENTAL HEALTH CTR		5			5
LPG COCONUT POINT - FAMILY/ INTERNAL MEDICINE		5			5
CUMBERLAND HEIGHTS		5			5
URGENT CARE OF ERWIN		5			5
MINUTECLINIC, LLC #09202		4	1	20%	5
CYPRESS CREEK MEDICAL CENTER			5	100%	5
MD NOW MEDICAL CENTER INC			5	100%	5
DICKSON MEDICAL ASSOCIATES PC PATH LAB		4	1	20%	5
CVS TX5877POCT PEARLAND		5			5
KIDS CARE PEDIATRICS PA			5	100%	5
MINUTECLINIC 7196		4	1	20%	5
FIFTH AVENUE PEDIATRICS		3	2	40%	5
FHPG FAMILY MEDICAL CENTER OF TAMPA BAY		1	4	80%	5
GULF COAST VETERANS HCS PANAMA CITY OPC		5			5
JUPITER ISLAND MEDICAL CLINIC INC		5			5
PINECREST PEDIATRICS GROUP LLC			5	100%	5
INFECTION CONTROL/ EMPHEALTH		3	2	40%	5
MORGAN STANLEY HEALTH CENTER		5			5
BAYCARE MEDICAL GROUP, INC		5			5
LAKE COUNTY DETENTION CENTER		3	2	40%	5
CVS TN7698POCT KNOXVILLE		5			5
AHF PUBLIC HEALTH LABORATORY			5	100%	5
CVS NV9841POCT RENO		2	3	60%	5
MINUTECLINIC DIAGNOSTIC OF SC, LLC #4		5			5
GENTLE HANDS MOBILE PHLEBOTOMY			5	100%	5
BEECHTREE MOLECULAR LAB LLC			5	100%	5
SCOTTS PHARMACY		5			5
REHABILITATION CENTER AT JUPITER GARDENS		5			5
STEBEN COUNTY PUBLIC HEALTH		5			5
BAYSHORE LABORATORY		4	1	20%	5
NOVADX		2	3	60%	5
MINUTECLINIC, LLC #7139		5			5
SEASIDE MANOR			5	100%	5
FLAGLER HEALTH SERVICES INC			5	100%	5
MEDEXPRESS URGENT CARE MURRYSVILLE		3	2	40%	5
THE RETREAT AT PORT ORANGE			5	100%	5
MD ANDERSON CANCER CENTER DI BAY AREA			5	100%	5
CVS NC3853POCT BURLINGTON		4	1	20%	5
THE LITTLE CLINIC			5	100%	5
RURAL HEALTH CARE INC			5	100%	5
FRESENIUS KIDNEY CARE SOUTH ORLANDO			5	100%	5
SOUTHERN OCEAN MEDICAL CENTER		5			5
HENDRY REGIONAL CONVENIENT CARE CENTER			5	100%	5
HAWTHORNE HEALTH AND REHABILITATION			5	100%	5
CLEVELAND CLINIC MARTIN HEALTH NURSING & RESTORATIVE		5			5
SANTOS REHABILITATION CENTER INC			5	100%	5

COVID-19: testing by laboratory

Data through Mar 28, 2021 verified as of Mar 29, 2021 at 09:25 AM

Data in this report are provisional and subject to change.

The numbers in the table below represent the number of Florida and non-Florida residents for whom test results were received by the Department of Health. A person can be tested by more than one laboratory and can have both positive and negative results. **Therefore, the sum of the numbers in each column will be larger than the total number of people tested.**

Reporting lab	Inconclusive	Negative	Positive	Percent positive	Total
CVS MA2172POCT NORTH GRAFTON		5			5
ARC POINT LABS OF AUSTIN NORTH			5	100%	5
SOUTHLAND SUITES OF LAKE LAND			4	100%	4
CVS TX7288POCT DALLAS		4			4
ASCENDI HOME HEALTH AGENCY INC			4	100%	4
WINCHESTER MEDICAL CENTER			4	100%	4
DERMATOLOGY SPECIALISTS OF FL - DR. JON WARD			4	100%	4
CVS MA594POCT FALMOUTH		4			4
MEDICAL UNIVERSITY SC HOSPITAL			4	100%	4
Millennium Nursing & Rehab Center		4			4
SunTerrace Health Care Center		3	1	25%	4
WALGREENS #07034		4			4
Hiawatha Care Center		4			4
CHIEFLAND MEDICAL CENTER LLC			4	100%	4
L3HARRIS FAMILY MEDICAL CENTER			4	100%	4
Bethany Health and Rehab		4			4
REFUGE A HEALING PLACE, THE			4	100%	4
NIBHA MEDIRATTA MD PL			4	100%	4
NEMOURS CHILDREN'S CLINIC			4	100%	4
CVS MD1515POCT LEONARDTOWN		3	1	25%	4
MINUTECLINIC MINUTECLINIC #3665		4			4
ST LUCIE COUNTY HEALTH DEPARTMENT		3	1	25%	4
BAYLOR ESOTERIC AND MOLECULAR LAB			4	100%	4
IMA MEDICAL CENTER OF OVIEDO			4	100%	4
CVS OH3393POCT AURORA		3	1	25%	4
DEACONESS HOSPITAL			4	100%	4
CVS NC5532POCT SUMMERFIELD		4			4
DEPARTMENT OF PATHOLOGY ROME MEMORIAL		3	1	25%	4
CAPTAIN JAMES A. LOVELL FEDERAL HEALTHCARE CENTER			4	100%	4
Heartland of Boynton Beach			4	100%	4
CVS MA507POCT LEOMINSTER		3	1	25%	4
CVS PHARMACY			4	100%	4
CVS MA447POCT NORTHAMPTON		2	2	50%	4
MEDEXPRESS - NEW CASTLE, DUPONT HWY		4			4
HOME DOCS		2	2	50%	4
PHYSICIANS QUALITY CARE			4	100%	4
PLAINVIEW PRIMARY CARE		4			4
RELIANT ACUTE CARE			4	100%	4
GILCHRIST COUNTY HEALTH DEPT			4	100%	4
MINUTECLINIC DIAGNOSTIC MED GRP OF SAN		3	1	25%	4
MINUTECLINIC DIAG OF IND, LLC #10190		4			4
MINUTE-CLINIC DIAGNOSTIC OF VIRGINIA, LLC #3949		4			4
BROOKDALE WEST BOYNTON BEACH		4			4
UF HEALTH PATHOLOGY LABORATORIES			4	100%	4
UNC HOSPITAL/MCLENDON CLINICAL LABORATORIES			4	100%	4
ADVENTHEALTH MEDICAL GROUP COMMUNITY MEDICINE		3	1	25%	4
CVS MA394POCT SEEKONK		4			4

COVID-19: testing by laboratory

Data through Mar 28, 2021 verified as of Mar 29, 2021 at 09:25 AM

Data in this report are provisional and subject to change.

The numbers in the table below represent the number of Florida and non-Florida residents for whom test results were received by the Department of Health. A person can be tested by more than one laboratory and can have both positive and negative results. **Therefore, the sum of the numbers in each column will be larger than the total number of people tested.**

Reporting lab	Inconclusive	Negative	Positive	Percent positive	Total
CONSOLIDATED LABORATORY SERVICES			4	100%	4
MINUTECLINIC DIAGNOSTIC OF PENNSYLVAN		3	1	25%	4
MD ANDERSON			4	100%	4
MONROE URGENT CARE		3	1	25%	4
GENUS DIAGNOSTICS			4	100%	4
TMH PHYSICIAN PARTNERS SOUTHWOOD		1	3	75%	4
INVERNESS FAMILY CARE HIGH RISK PLLC			4	100%	4
MINUTECLINIC DIAGNOSTIC OF OHIO #6139		4			4
ST. MARY'S HOSPITAL			4	100%	4
State Lab Unspecifd			4	100%	4
TARPON SPRINGS PEDIATRICS, LLC			4	100%	4
MINUTE CLINIC DIAGNOSTIC OF VIRGINIA, LLC #6292		3	1	25%	4
VITAL CARE URGENT CARE			4	100%	4
CAREATC, INC.			4	100%	4
MONTEFIORE MEDICAL CENTER LABS MONTEFIORE		3	1	25%	4
WILLIAM A HINTON STATE LABORATORY INSTITUTE		1	3	75%	4
MEDICAL CENTER ENTERPRISE			4	100%	4
VIDANT MEDICAL CENTER			4	100%	4
SINAI PLAZA NURSING AND REHAB CENTER			4	100%	4
CVS NC3803POCT MOORESVILLE		4			4
AURORA BAYCARE UROLOGY			4	100%	4
CVS IN5696POCT FORT WAYNE		4			4
RIVER CITY MEDICAL ASSOCIATES INC			4	100%	4
CVS TX10140POCT THE WOODLANDS		4			4
CVS CA9606POCT TEMECULA		4			4
COMMUNITY PHYSICIANS OF NORTH PORT PA			4	100%	4
BETHPAGE EXTENDED HOURS CENTER		4			4
HEART OF FLORIDA HEALTH CENTER INC		1	3	75%	4
THONOTOSASSA COMMUNITY HEALTH CENTER		1	3	75%	4
WOMEN'S CARE FLORIDA, LLC		4			4
WINDER NURSING INC DBA WINDER HEALTH CARE		4			4
CVS CT718POCT ANSONIA		4			4
CVS MO10053POCT SAINT PETERS		4			4
GASTROENTEROLOGY ASSOC OF PENSACOLA, PA		2	2	50%	4
CVS NJ862POCT MARLBORO		4			4
MEDEXPRESS URGENT CARE - MARKHAM STREE		3	1	25%	4
BARRANCO CLINIC PA, THE	1	3			4
MINUTE-CLINIC DIAGNOSTIC OF VIRGINIA,		4			4
ELITE MEDICAL CENTER			4	100%	4
BLOOMIN BRANDS WELLNESS CENTER		3	1	25%	4
EXPRESS TESTING-ONE			4	100%	4
CARENOW URGENT CARE - WINTER SPRINGS		3	1	25%	4
FLORIDA MEDICAL ASSOCIATES LLC			4	100%	4
CVS MA1845POCT WILMINGTON		3	1	25%	4
SKYLINE UROLOGY		4			4
MONTANA DEPARTMENT OF PUBLIC HEALTH & HUMAN SERVICES			4	100%	4
ADVENT HEALTH - TUSKAWILLA		4			4

COVID-19: testing by laboratory

Data through Mar 28, 2021 verified as of Mar 29, 2021 at 09:25 AM

Data in this report are provisional and subject to change.

The numbers in the table below represent the number of Florida and non-Florida residents for whom test results were received by the Department of Health. A person can be tested by more than one laboratory and can have both positive and negative results. **Therefore, the sum of the numbers in each column will be larger than the total number of people tested.**

Reporting lab	Inconclusive	Negative	Positive	Percent positive	Total
CVS IN7653POCT EVANSVILLE		3	1	25%	4
CVS MA2297677CV BOSTON		4			4
CELAL GUROL ERBAY, MD			4	100%	4
DIAGNOSTIC & MEDICAL SPECIALISTS OF GREENWICH		2	2	50%	4
ManorCare Health Services Camp Hill		4			4
GUTHRIE MEDICAL GROUP - CORNING		3	1	25%	4
MED EXPRESS URGENT CARE PC - MARYLAND		3	1	25%	4
MEDEXPRESS URGENT CARE- FORT WORTH N T		4			4
MAINE DEPARTMENT OF HEALTH AND HUMAN SERVICES			4	100%	4
CVS MO5655POCT LIBERTY		1	3	75%	4
UNIVERSITY OF MIAMI STUDENT HEALTH SERVICE			4	100%	4
ADVENTHEALTH MEDICAL GROUP INTERNAL MEDICINE AT		1	3	75%	4
WALGREENS #04176		3	1	25%	4
REELFOOT FAMILY WALK IN CLINIC		3	1	25%	4
MEDEXPRESS URGENT CARE, FAIRMONT		4			4
MINUTECLINIC DIAG OF IND, LLC #6553		4			4
INDUSTRY LAB DIAGNOSTIC PARTNERS			4	100%	4
CELEBRATION PEDIATRICS			4	100%	4
URGENT CARE - OCONEE		2	2	50%	4
NEULIFE NEUROLOGICAL SERVICES LLC			4	100%	4
MEADOWS AT CYPRESS GARDENS, THE		3	1	25%	4
MEDEXPRESS URGENT CARE- ALLISON PARK		2	2	50%	4
FAMILY MEDICAL CLINIC HOMESTEAD, LLC			4	100%	4
CHILDREN'S MEDICAL GROUP		4			4
LAKESIDE HOSPITAL BELLE GLADE			4	100%	4
LAKE MARY PEDIATRICS			4	100%	4
MICHIGAN HEALTH CLINIC LABORATORIES		3	1	25%	4
REGIONAL MEDICAL LAB			4	100%	4
MINUTECLINIC, LLC #07852		4			4
CVS PA258POCT MCKEES ROCKS		4			4
BENEVA LAKES HEALTHCARE & REHAB CENTER			4	100%	4
PANCARE HEALTH YOUNGSTOWN			4	100%	4
SIGNATURE CARE MONTROSE		2	2	50%	4
CAREWELL URGENT CARE			4	100%	4
MINUTECLINIC DIAG OF IND, LLC #6648		3	1	25%	4
MAILBOX DIAGNOSTICS		2	2	50%	4
CENTRAL FLORIDA INTERNAL OCCUPATIONAL AND		4			4
THE OASIS ALF		4			4
MEDEXPRESS URGENT CARE - WICHITA, S SENECA ST		2	2	50%	4
CVS ME329POCT PORTLAND		4			4
ADVENTHEALTH MEDICAL GROUP PEDIATRICS		1	3	75%	4
DYNACARE LABORATORIES			4	100%	4
WALGREENS #04569		3	1	25%	4
MINUTECLINIC DIAG OF IND, LLC #8645		4			4
MINUTECLINIC DIAGNOSTIC OF WISCONSIN, LLC		4			4
HARBORCHASE OF VILLAGES CROSSING			4	100%	4
IMIC INC RESEARCH			4	100%	4

COVID-19: testing by laboratory

Data through Mar 28, 2021 verified as of Mar 29, 2021 at 09:25 AM

Data in this report are provisional and subject to change.

The numbers in the table below represent the number of Florida and non-Florida residents for whom test results were received by the Department of Health. A person can be tested by more than one laboratory and can have both positive and negative results. **Therefore, the sum of the numbers in each column will be larger than the total number of people tested.**

Reporting lab	Inconclusive	Negative	Positive	Percent positive	Total
MINUTECLINIC DIAGNOSTIC OF VIRGINIA, LLC		4			4
Kroger 752 - The Little Clinic Central Station		3	1	25%	4
WELLMED AT FORT PIERCE		2	2	50%	4
CLINICAL LABORATORIES OF THE BUFFALO		3	1	25%	4
ManorCare Rehabilitation Center- Decatur		4			4
Bon Secours Place		3	1	25%	4
CVS AZ9210POCT SCOTTSDALE		4			4
PINELLAS POINT NURSING AND REHAB			4	100%	4
MINUTECLINIC DIAG OF IND LLC #1367		4			4
PRESBYTERIAN FAMILY HEALTHCARE-KASEMAN		4			4
CVS PA1193POCT JENKINTOWN		4			4
AHC of Mckenzie		4			4
MEDEXPRESS - WILMINGTON CONCORD PIKE		3	1	25%	4
Chestnut Park Rehabilitation and Nursing Center		4			4
REMEDY URGENT CLINIC		2	2	50%	4
MONROE COUNTY DEPT OF PUBLIC HEALTH ST		4			4
CVS SC2269POCT COLUMBIA		3	1	25%	4
MEDEXPRESS URGENT CARE - LEDGEWOOD		3	1	25%	4
MEDEXPRESS URGENT CARE-PASADENA		4			4
CAPE COD HOSPITAL			4	100%	4
AIRPORT CLINIC			4	100%	4
PHYSICIANS IMMEDIATE CARE AURORA			4	100%	4
CULLMAN REGIONAL URGENT CARE		3	1	25%	4
CVS MA1095POCT AMHERST		4			4
MEDEXPRESS URGENT CARE - SOUTH PARKERSBURG		4			4
ADVENT HEALTH MEDICAL GROUP		3	1	25%	4
MARK HOANG MD PA			4	100%	4
OHIO CVS STORES		3	1	25%	4
MINUTECLINIC DIAGNOSTIC OF OHIO #2964		4			4
FLORIDA MEDICAL CLINIC -INTERNAL MED DADE CITY			4	100%	4
FLORIDA CANCER SPECIALISTS AND RESEARCH		2	2	50%	4
CIMA MEDICAL CENTER		3	1	25%	4
UNIVERSITY OF MICHIGAN		2	2	50%	4
SOUTH FLORIDA RESEARCH ORGANIZATION			4	100%	4
CVS NJ836POCT RUNNEMEDE		4			4
HELIX DIAGNOSTIX		1	3	75%	4
ACCESS RECOVERY SOLUTIONS LLC			4	100%	4
BELLIN HEALTH LAB		1	3	75%	4
Kroger 125 - The Little Clinic Castle Rock		3	1	25%	4
MEDEXPRESS URGENT CARE, LANCASTER WEST		2	2	50%	4
CVS SC4122POCT TAYLORS		4			4
LAKE FOREST PARK OP CO LLC		4			4
WYOMING PUBLIC HEALTH LAB			4	100%	4
TAPESTRY TALLAHASSEE WALDEN		4			4
Kroger 124 - The Little Clinic University		3	1	25%	4
MEDEXPRESS URGENT CARE - KOKOMO		4			4
MINUTECLINIC, LLC #5707		4			4

COVID-19: testing by laboratory

Data through Mar 28, 2021 verified as of Mar 29, 2021 at 09:25 AM

Data in this report are provisional and subject to change.

The numbers in the table below represent the number of Florida and non-Florida residents for whom test results were received by the Department of Health. A person can be tested by more than one laboratory and can have both positive and negative results. **Therefore, the sum of the numbers in each column will be larger than the total number of people tested.**

Reporting lab	Inconclusive	Negative	Positive	Percent positive	Total
DISCOVERY VILLAGE AT DEERWOOD			4	100%	4
SOUTH FLORIDA PEDIATRIC PARTNERS			4	100%	4
CHIPOLA QUICK CARE		1	3	75%	4
BLACK STALLION WALK IN AND EXERCISE CLINICS LLC		1	3	75%	4
HAVEN CUSTEAD CARE CENTER		1	3	75%	4
NOT GIVEN		1	3	75%	4
EPI			4	100%	4
GERALD CHAMPION REGIONAL MEDICAL CENTE		4			4
JOHNNIE RUTH CLARKE LAB			4	100%	4
STONE CLINICAL LABORATORIES OF FL LLC		4			4
LEON MEDICAL CENTERS, LLC			4	100%	4
PILGRIM PHARMACY INC		4			4
TRIDENT BIOMETRICS		3	1	25%	4
MEDEXPRESS URGENT CARE - WAXAHACHIE, N HIGHWAY 77		2	2	50%	4
SIGNATURE CARE EMERGENCY CENTER		2	2	50%	4
Calusa Harbour			4	100%	4
MEDICINE SHOPPE #1306 THE		3	1	25%	4
REHABILITATION CENTER OF WINTER PARK,THE			4	100%	4
Crowne Health Care of Montgomery		4			4
PATIENT FIRST - ALLENTOWN			4	100%	4
FLORIDA HEART AND VASCULAR			4	100%	4
MEDEXPRESS URGENT CARE - WEST ST PAUL, ROBERT ST S		3	1	25%	4
CENTERPLACE HEALTH, INC			4	100%	4
MINUTECLINIC, LLC, DBA MINUTECLINIC #4		4			4
LUVERNE HEALTH AND REHABILITATION		4			4
MEDEXPRESS URGENT CARE - SUMMERSVILLE, WEBSTER RD		4			4
GRADY MEMORIAL HOSPITAL/MICRO			4	100%	4
INTERMARKET FACILITY			4	100%	4
EXTENDICARE HEALTH & REHAB CENTER		4			4
Hillspring of Springboro		4			4
MEDEXPRESS URGENT CARE LAVALE		4			4
HCR ManorCare Greentree		4			4
CVS OH2342POCT WEST CHESTER		3	1	25%	4
Willowbrooke Court at Country House		4			4
DEPARTMENT OF HEALTH AND HUMAN SERVICES		2	2	50%	4
CORIZON HEALTH INC			4	100%	4
ADVENTHEALTH NEW SMYRNA BEACH COMMUNITY HEALTH			4	100%	4
MINUTECLINIC DIAGNOSTIC OF NORTH CARO		4			4
Westminster Manor		3	1	25%	4
MIAMI COMMUNITY HEALTH CENTER INC		1	3	75%	4
Kroger 339 - The Little Clinic Highlands - Bardstown Road		4			4
CLINICAL CARE CENTER, INC			4	100%	4
CVS IL8747POCT CHICAGO		4			4
AIREVAC INTERNATIONAL		4			4
KAILOS GENETICS INC		2	2	50%	4
CVS GA2279POCT SUWANEE		4			4
OVIDO CHILDRENS HEALTH CENTER LLC		1	3	75%	4

COVID-19: testing by laboratory

Data through Mar 28, 2021 verified as of Mar 29, 2021 at 09:25 AM

Data in this report are provisional and subject to change.

The numbers in the table below represent the number of Florida and non-Florida residents for whom test results were received by the Department of Health. A person can be tested by more than one laboratory and can have both positive and negative results. **Therefore, the sum of the numbers in each column will be larger than the total number of people tested.**

Reporting lab	Inconclusive	Negative	Positive	Percent positive	Total
ACCENT PHYSICIAN SPECIALISTS PA		4			4
MEDEXPRESS URGENT CARE PLEASANT HILLS		3	1	25%	4
MINUTE CLINIC LLC #0169		4			4
ALVARO J DANGOND MD PA		4			4
HEALTHCARE NETWORK OF SOUTHWEST FLORIDA			4	100%	4
ASCENSION ST VINCENT'S MEDICAL CENTER		3	1	25%	4
HAMPTON ALF AT 24TH ROAD LLC			4	100%	4
MINUTECLINIC DIAG OF IND LLC #1138		3	1	25%	4
MEMORIAL HEALTHCARE SYSTEM		1	3	75%	4
AFFINITY URGENT CARE			4	100%	4
ELDER ALTERNATIVES INC		3	1	25%	4
ROAN DRUG COMPANY LLC		4			4
ORANGE COUNTY HEALTH DEPARTMENT		2	2	50%	4
Kroger 186 - The Little Clinic Holiday Manor		3	1	25%	4
ELIZABETH CITY HEALTH & REHABILITATION		4			4
MINUTECLINIC DIAGNOSTIC MED GRP OF ORA		3	1	25%	4
LIFE CARE HOME HEALTH SERVICES LLC		1	3	75%	4
FAMILY MEDICINE AT WATERMAN		4			4
CARE ONE PRIMARY CARE			4	100%	4
BUCKINGHAM PLACE ALF		4			4
Mill Valley Care Center		4			4
NONA PEDIATRIC CENTER			4	100%	4
CVS PA1379POCT LANSDALE		4			4
MEDEXPRESS URGENT CARE - TEAYS VALLEY		3	1	25%	4
SONIC REFERENCE LABORATORY			4	100%	4
MEDEXPRESS URGENT CARE HUNTINGTON		4			4
SHARP MEMORIAL HOSPITAL MICROBIOLOGY DEPT			4	100%	4
CLINICAL PATHOLOGY LABORATORIES			4	100%	4
NATURE COAST PRIMARY CARE LAB LLC		1	3	75%	4
BAPTIST HEALTH MEDICAL CENTER			4	100%	4
CORTLAND REGIONAL MEDICAL CENTER		4			4
PRIMECARE		2	2	50%	4
MEDFIRST URGENT CARE			4	100%	4
MINUTECLINIC DIAG OF IND, LLC #6472		4			4
MINUTECLINIC LLC # 3401		4			4
Park Ridge Nursing Center		3	1	25%	4
FLORIDA HEALTH CARE PLANS STIRLING CENTER			4	100%	4
CRESTAR LABS		2	2	50%	4
ENCOMPASS HOME HEALTH		4			4
MINUTE CLINIC #8979		4			4
COVENIENT CARE MEDICAL CLINIC			4	100%	4
Lakeside Oaks Care Center			4	100%	4
MD NOW URGENT CARE - DELRAY WEST			4	100%	4
HARBOUR ISLAND PEDIATRICS LLC			4	100%	4
PARADISE VILLA ALF INCORPORATED		4			4
DASCENA LABORATORY			4	100%	4
PANCARE HEALTH - PONCE DE LEON			4	100%	4

COVID-19: testing by laboratory

Data through Mar 28, 2021 verified as of Mar 29, 2021 at 09:25 AM

Data in this report are provisional and subject to change.

The numbers in the table below represent the number of Florida and non-Florida residents for whom test results were received by the Department of Health. A person can be tested by more than one laboratory and can have both positive and negative results. **Therefore, the sum of the numbers in each column will be larger than the total number of people tested.**

Reporting lab	Inconclusive	Negative	Positive	Percent positive	Total
TRUE HEALTH- HOFFNER		3	1	25%	4
HEALTHQUEST, INC		3	1	25%	4
CVS MN6811POCT PLYMOUTH		4			4
DTR LABS		3	1	25%	4
DEPARTMENT OF HEALTH/ NEW YORK			4	100%	4
CVS IN3975POCT JEFFERSONVILLE		2	2	50%	4
FAMILY MEDICINE AT WINTER PARK			4	100%	4
ADVANCED URGENT CARE LLC		1	3	75%	4
LOUISIANA DEPT. OF HEALTH AND HOSPITALS-INFECTIOUS DISEASE EPI SECTION			4	100%	4
Metro West Nursing and Rehab			4	100%	4
NORTH OKALOOSA CLINIC CORP		1	3	75%	4
CVS CA8850POCT HUNTINGTON BEACH		3	1	25%	4
WESLEY CHAPEL INTERNAL MEDICINE AND PEDIATRICS			4	100%	4
Marian Manor, Inc		4			4
MILLER COUNTY HOSPITAL		4			4
MEDEXPRESS - NEWARK		4			4
MEDEXPRESS URGENT CARE - SOMERSET TOWNSHIP		4			4
OPTUM OF RED ROAD		4			4
BARTON MEMORIAL HOSPITAL		3	1	25%	4
APOPKA FAMILY HEALTH CENTER		3	1	25%	4
MINUTECLINIC DIAGNOSTIC OF MICHIGAN, P		4			4
CAPITAL HEALTH LABORATORY INC			4	100%	4
AIRCARE INTERNATIONAL		4			4
Kroger 895 - The Little Clinic Green Hills		4			4
INTRACOASTAL LABS INC		4			4
HUNT CLUB MEDICAL CARE			4	100%	4
PALATKA VA CBOC		4			4
CLINICAL ASSOCIATES OF ORLANDO LLC		4			4
MEDEXPRESS URGENT CARE-SCOTT TOWNSHIP		3	1	25%	4
BIOTEST PLASMA CENTER		4			4
CAREWELL 202			4	100%	4
OWL NOW URGENT CARE			4	100%	4
FLORENCE - HUNTSVILLE HOSPITAL URGENT CARE		3	1	25%	4
PEACEHEALTH LABORATORIES		3	1	25%	4
MINUTECLINIC #2797		4			4
CVS OH6149POCT UPPER ARLINGTON		2	2	50%	4
CONSULATE HEATH CARE AT WEST ALTAMONTE			4	100%	4
DACH MAIN LAB			4	100%	4
Health Care Center of Jacksonville			4	100%	4
BOND & STEELE CLINIC PA D/B/A BOND CLINIC PA		4			4
Grace Rehabilitation of Vero Beach		4			4
OKLAHOMA STATE UNIVERSITY DIAGNOSTIC LAB			4	100%	4
PREMIER PEDIATRICS		1	3	75%	4
EAST SIDE CLINICAL LABORATORY		3	1	25%	4
MINUTECLINIC OF NEVADA-2955 S FT APACH		4			4
SANFORD SOUTH UNIVERSITY		4			4
INFINITI LABS INC			4	100%	4

COVID-19: testing by laboratory

Data through Mar 28, 2021 verified as of Mar 29, 2021 at 09:25 AM

Data in this report are provisional and subject to change.

The numbers in the table below represent the number of Florida and non-Florida residents for whom test results were received by the Department of Health. A person can be tested by more than one laboratory and can have both positive and negative results. **Therefore, the sum of the numbers in each column will be larger than the total number of people tested.**

Reporting lab	Inconclusive	Negative	Positive	Percent positive	Total
COLONIAL MEDICAL CENTER-EAST ORLANDO			4	100%	4
H/L of WEst AShley Rhabilityation and Nursing Center		4			4
PARKWAY DRUGS OF ONEIDA COUNTY NORTH I		3	1	25%	4
PALM BEACH CANCER INSTITUTE			4	100%	4
PM PEDIATRICS OF SELDEN PLLC		4			4
GENEVA GENERAL HOSPITAL LABORATORY		3	1	25%	4
LATCHER LABORATORY OF A O FOX MEMORIAL		2	2	50%	4
MEDEXPRESS URGENT CARE - WALDORF, CRAIN HWY		4			4
MARSHFIELD LABORATORIES			4	100%	4
AFTER HOURS PEDS			4	100%	4
SOUTHWESTERN REGIONAL MEDICAL CENTER - TULSA		4			4
POWERS PEDIATRICS			4	100%	4
Loretto Health and Rehabilitation Center		4			4
JFK INTERNAL MEDICINE FACULTY PRACTICE		2	2	50%	4
CVS PA10034POCT PITTSBURGH		4			4
PRINCETON BMC LABORATORY		4			4
IVY CREEK URGENT CARE OF ENTERPRISE			4	100%	4
USCG SECTOR ST PETE		1	3	75%	4
MEDEXPRESS URGENT CARE - TULSA, S YALE AVE		4			4
SOUTHEASTERN REGIONAL MEDICAL CENTER			4	100%	4
ARCPPOINT LABS OF FORT LAUDERDALE, FL CENTRAL		1	3	75%	4
PDL PHARMACY CORP			4	100%	4
OMNICARE PHARMACY OF TEXAS 1		4			4
FHCP – ORMOND BEACH			4	100%	4
MERCY URGENT CARE			4	100%	4
SUMNER REGIONAL MEDICAL CENTER		3	1	25%	4
UNIVERISTY OF MIAMI			4	100%	4
UNIVERSITY OF WASHINGTON MEDICAL CENTER (UWMC) EMERGENCY DEPT.			4	100%	4
FLORIDA HOSPITAL ALTAMONTE		2	2	50%	4
MEMORIAL HEALTH CARE SYSTEMS			4	100%	4
PORT ORANGE NURSING & REHAB			4	100%	4
MINNESOTA DEPARTMENT OF HEALTH LABORATORY	1		3	75%	4
LIFEHOPE LABS			4	100%	4
ST PETE DIRECT PRIMARY CARE		2	2	50%	4
RML PHARMACY PC		4			4
MEDEXPRESS URGENT CARE MARTINSBURG		2	2	50%	4
CVS TX8387POCT AUSTIN		4			4
KENTUCKY CABINET FOR HEALTH AND FAMILY SERVICES			4	100%	4
WE CARE - CARNIVAL CRUISELINE		4			4
FISHERMEN'S HOSPITAL			4	100%	4
Kroger 959 - The Little Clinic Carmel		4			4
FCHC (OB)-DARWIN SQUARE CTR.			4	100%	4
UNION CITY MANOR NURSING CENTER		4			4
CULLMAN REGIONAL MEDICAL CENTER		3	1	25%	4
COMMUNITY HEALTH CENTER OF WEST PALM BEACH			4	100%	4
LRHS Florida Poly Tech		3			3
CVS PA1657POCT YORK		2	1	33%	3

COVID-19: testing by laboratory

Data through Mar 28, 2021 verified as of Mar 29, 2021 at 09:25 AM

Data in this report are provisional and subject to change.

The numbers in the table below represent the number of Florida and non-Florida residents for whom test results were received by the Department of Health. A person can be tested by more than one laboratory and can have both positive and negative results. **Therefore, the sum of the numbers in each column will be larger than the total number of people tested.**

Reporting lab	Inconclusive	Negative	Positive	Percent positive	Total
F W HUSTON MEDICAL CENTER SENIOR LIVIN		3			3
Kroger 592 - The Little Clinic Alexander Plaza		2	1	33%	3
SCIENTIFIC LABORATORY DIVISION			3	100%	3
Village on the Green			3	100%	3
MEDEXPRESS URGENT CARE - NORTH LITTLE		2	1	33%	3
MEDEXPRESS URGENT CARE, HERMITAGE		1	2	67%	3
CENTURY LINK SPORTS COMPLEX			3	100%	3
PUBLIC HEALTH TRUST OF MIAMI DADE COUNTY			3	100%	3
AFFORDABLE PRIMARY CARE LLC		3			3
HIALEAH SHORES NURSING AND		2	1	33%	3
MEDEXPRESS URGENT CARE NORWIN		3			3
GREENTREE MEDICAL CENTER			3	100%	3
HEPATOLOGY DIAGNOSTIC LAB			3	100%	3
CLEARWATER		2	1	33%	3
ROYAL PALM RETIREMENT CENTRE		3			3
GENDERXPRESS/PICTURE ME PERFECT IMAGING			3	100%	3
CERTIVIA LABORATORIES			3	100%	3
MEDEXPRESS URGENT CARE-CLOQUET		3			3
OHIO DEPARTMENT OF HEALTH LABORATORY		2	1	33%	3
NC STATE LABORATORY OF PUBLIC HEALTH		3			3
HEALGEN SCIENTIFIC			3	100%	3
FELICIDAD MEDICAL CENTER INC			3	100%	3
FLORIDA LABORATORY ANALYSIS, LLC			3	100%	3
LUCID LABORATORY SERVICES		3			3
CVS MA2401POCT MARSHFIELD		3			3
WEST COCOA PHARMACY			3	100%	3
ST VINCENTS AMBULATORY CARE INC		1	2	67%	3
CVS GA5622POCT DALLAS		2	1	33%	3
TIFT REGIONAL HLTH SYSTEM, INC DBA SOU		3			3
Magnolia Health and Rehab Center			3	100%	3
ALABAMA DEPT PUBLIC HEALTH			3	100%	3
BAPTIST PRIMARY CARE, INC.		2	1	33%	3
DOCTORS HOSPITAL RENAISSANCE			3	100%	3
CVS CT288POCT BRISTOL		2	1	33%	3
TIFTON CARECONNECT URGENT CARE			3	100%	3
LITTLE SPURS PEDIATRIC URGENT CARE		1	2	67%	3
CGH MEDICAL CENTER			3	100%	3
COASTAL SKIN SURGERY AND DERMATOLOGY PL		3			3
MINUTECLINIC LLC (2335)		2	1	33%	3
CORNERSTONE DRUG AND GIFT INC		3			3
YATES COUNTY PUBLIC HEALTH		3			3
GULF COAST IMMEDIATE CARE CENTER		1	2	67%	3
LEGACY ER AND URGENT CARE			3	100%	3
COVANCE CLS			3	100%	3
WALGREENS #07502		3			3
CARESPOT-WELLINGTON			3	100%	3
HEALTH AND WELLNESS URGENT CARE LLC			3	100%	3

COVID-19: testing by laboratory

Data through Mar 28, 2021 verified as of Mar 29, 2021 at 09:25 AM

Data in this report are provisional and subject to change.

The numbers in the table below represent the number of Florida and non-Florida residents for whom test results were received by the Department of Health. A person can be tested by more than one laboratory and can have both positive and negative results. **Therefore, the sum of the numbers in each column will be larger than the total number of people tested.**

Reporting lab	Inconclusive	Negative	Positive	Percent positive	Total
URGENT CARE OF THE SMOKIES			3	100%	3
TAMPA INTERNATIONAL AIRPORT			3	100%	3
MARION COUNTY FIRE RESCUE		3			3
FLORIDA GASTROENTEROLOGY ASSOCIATES PA		3			3
MC DIAGNOSTIC OF CONNECTICUT, PC #114		3			3
GREATER MOBILE URGENT CARE – SPRINGHILL			3	100%	3
WELLMED AT APOLLO BEACH BLVD		1	2	67%	3
FLAGLER FAMILY MEDICINE PA			3	100%	3
MINUTECLINIC, LLC #05891		2	1	33%	3
2412 LEBANON PIKE		2	1	33%	3
CVS AZ1720POCT QUEEN CREEK		3			3
NHC HealthCare, Cookeville		3			3
CVS GA5637POCT VILLA RICA		3			3
LINCOLN MEDICAL CENTER		3			3
HARBORCHASE OF STUART			3	100%	3
LIFE CARE CENTER OF SKAGIT VALLEY		3			3
NEXT BIO RESEARCH SERVICES, LLC		1	2	67%	3
MEDEXPRESS URGENT CARE - ANDERSON		3			3
THE OASIS BEACHSIDE		3			3
RUSSELL SAGE COLLEGE WELLNESS CENTER		3			3
CVS NJ715POCT WAYNE		3			3
Kroger 388 - The Little Clinic Braelinn Village		3			3
BAPTIST PRIMARY CARE FERNANDINA BEACH			3	100%	3
Concordia Village of Tampa			3	100%	3
VA PRIMARY CARE ANNEX			3	100%	3
LB Broen Home		3			3
MANORCARE NURSING & REHABILITATION CENTER-NAPLES		3			3
PEDIATRICS AND ADOLESCENT MEDICINE		2	1	33%	3
Englewood Health and Rehab			3	100%	3
FLORIDA HOSPITAL PHYSICIANS GROUP		1	2	67%	3
PIEDMONT NEWNAN HOSPITAL		3			3
SUN TERRACE HEALTH CARE CENTER			3	100%	3
MANATEE URGENT CARE LLC			3	100%	3
Lebanon VAMC		2	1	33%	3
SACRED HEART HEALTH SYSTEMS INC			3	100%	3
Hunterdon Medical Center Laboratory		3			3
FAMILY FIRST PEDIATRICS			3	100%	3
COMMUNITY MEDICAL CENTER			3	100%	3
AZALEALAND NURSING HOME		3			3
OPP HEALTH AND REHABILITATION		3			3
COVENANT PEDIATRICS		1	2	67%	3
AFC URGENT CARE/FARRAGUT			3	100%	3
TAMPA		1	2	67%	3
COMMUNITY HEALTH CENTERS INC			3	100%	3
NEW YORK STATE DEPARTMENT OF HEALTH		1	2	67%	3
CVS RI326POCT NORTH SMITHFIELD		3			3
MEDEXPRESS URGENT CARE - BECKLEY		1	2	67%	3

COVID-19: testing by laboratory

Data through Mar 28, 2021 verified as of Mar 29, 2021 at 09:25 AM

Data in this report are provisional and subject to change.

The numbers in the table below represent the number of Florida and non-Florida residents for whom test results were received by the Department of Health. A person can be tested by more than one laboratory and can have both positive and negative results. **Therefore, the sum of the numbers in each column will be larger than the total number of people tested.**

Reporting lab	Inconclusive	Negative	Positive	Percent positive	Total
HARBORCHASE OF GAINESVILLE			3	100%	3
MINUTECLINIC DIAGNOSTIC OF WISCONSIN,		3			3
WEILL CORNELL MEDICAL ASSOCIATES - EAST SIDE		3			3
BROOKDALE OAKBRIDGE		1	2	67%	3
CORTLAND COUNTY HEALTH DEPARTMENT		3			3
CVS IL1170POCT JOLIET		3			3
NORTHCREST MEDICAL CENTER		1	2	67%	3
APEX CLINICAL LABORATORIES INC		3			3
Broadview Multi-Care Center		3			3
REGIONAL MEDICAL CENTER BAYONET POINT			3	100%	3
NDX-CORE LAB			3	100%	3
CVS TN7144POCT BARTLETT		3			3
UNITY HEALTH AND REHABILITATION CENTER			3	100%	3
NEMOURS CHILDRENS PRIMARY CARE MAITLAND			3	100%	3
Kroger 387 - The Little Clinic Hubbards Lane		3			3
STRINGFELLOW MEMORIAL HOSPITAL		3			3
MEDEXPRESS URGENT CARE-ARLINGTON		2	1	33%	3
MINUTECLINIC DIAG OF IND, LLC #6483		1	2	67%	3
MEDEXPRESS URGENT CARE - TOPEKA, SW WANAMAKER RD		3			3
IOWA DEPARTMENT OF PUBLIC HEALTH			3	100%	3
WINDSOR AT OCALA		2	1	33%	3
BOONES CREEK URGENT CARE		1	2	67%	3
TAYLOR MANOR		1	2	67%	3
BRENTWOOD SENIOR LIVING AT ST PETE			3	100%	3
MEDICAL CENTER OF THE ROCKIES			3	100%	3
CUMBERLAND MEDICAL CENTER INC		3			3
COMMUNICABLE DISEASE CONTROL/PUBLIC HEALTH EMERGENCY PREPAREDNESS			3	100%	3
CVS PA2688POCT COLLEGEVILLE		3			3
CVS AZ5026POCT MESA		3			3
INTERNAL MEDICINE & PEDIATRICS WELLNESS CENTER			3	100%	3
CVS TX8322POCT AUSTIN		3			3
MIDDLETON PEDIATRICS			3	100%	3
CVS IL2798POCT CHICAGO		1	2	67%	3
NEBRASKA DEPARTMENT OF HEALTH AND HUMAN SERVICES			3	100%	3
ADVENTHEALTH IMAGING LAKE NONA		1	2	67%	3
FIRST PHYSICIANS GROUP - LORRAINE CORNERS		3			3
MENORAH MANOR			3	100%	3
MANATEE MEMORIAL HOSPITAL CLINICAL LABORATORY			3	100%	3
SISD EMPLOYEE HEALTH CLINIC			3	100%	3
CVS MINUTE CLINIC DIAGNOSTIC MED GRP		3			3
BLACKWATER RIVER			3	100%	3
SENTARA NORFOLK GENERAL HOSPITAL CENTRAL LAB			3	100%	3
Rosedale Green		3			3
NORTHEAST FLORIDA INTERNAL MEDICINE PA		3			3
ESCO DRUG CO INC		3			3
DOCTORS OFFICE OF NEW JERSEY		3			3
MARTHA A PRICE MD PA		1	2	67%	3

COVID-19: testing by laboratory

Data through Mar 28, 2021 verified as of Mar 29, 2021 at 09:25 AM

Data in this report are provisional and subject to change.

The numbers in the table below represent the number of Florida and non-Florida residents for whom test results were received by the Department of Health. A person can be tested by more than one laboratory and can have both positive and negative results. **Therefore, the sum of the numbers in each column will be larger than the total number of people tested.**

Reporting lab	Inconclusive	Negative	Positive	Percent positive	Total
ORLANDO AIRPORT DIALYSIS		3			3
THE PATHOLOGY LABORATORY		1	2	67%	3
BAPTIST OUTPATIENT SERVICES			3	100%	3
ESTERO FIRE RESCUE		3			3
Good Samaritan Society - Fairfield Glade		3			3
MEDEXPRESS URGENT CARE - JEANNETTE		3			3
RICHMOND CITY DEPARTMENT OF PUBLIC HEALTH			3	100%	3
LPG PEDIATRICS AT LEHIGH ACRES		2	1	33%	3
WYOMING DEPT OF HEALTH			3	100%	3
WALGREENS #04311		3			3
CVS NC2749POCT CONCORD		3			3
VIRTUA MEMORIAL HOSPITAL BURLINGTON COUNTY		1	2	67%	3
SAN JUAN REGIONAL MEDICAL CENTER		3			3
NORTH CAROLINA DEPT OF HEALTH & HUMAN SRVCS STATE LAB OF PUBLIC HEALTH			3	100%	3
ELITE PRIMARY CARE OF WAYCROSS			3	100%	3
GO PATH LABORATORIES			3	100%	3
OPENTRONS PRL		2	1	33%	3
CVS IN6757POCT COLUMBUS		3			3
SURETOX LABORATORY LLC		2	1	33%	3
Kennedy University Hospital -Wash Twp L		3			3
CVS M05727POCT PLATTE CITY		3			3
DOUGLASVILLE NURSING AND REHABILITATIO		3			3
SUMMIT MEDICAL GROUP - WEST ORANGE		3			3
CVS NC7548POCT FUQUAY VARINA		2	1	33%	3
New York Harbor Harbor HCS - Brooklyn Campus		3			3
NORTH DAKOTA DEPT OF HEALTH MICROBIOLOGY		1	2	67%	3
Sears Coastal Nursing and Rehab		3			3
CROWNE HEALTH CARE OF FORT PAYNE		2	1	33%	3
BEEBE MEDICAL CENTER LABORATORY		3			3
NORTHSIDE HOSPITAL- CHEROKEE		2	1	33%	3
CVS M010151POCT SPRINGFIELD		2	1	33%	3
WHITE EARTH IHS MAIN LAB		3			3
STEAMBOAT EMERGENCY CENTER			3	100%	3
ST. PETERSBURG PEDIATRICS- 38TH AVENUE			3	100%	3
CTRS			3	100%	3
RAPID CITY RUGENT CARE			3	100%	3
INSPIRA MEDICAL CENTER VINELAND LAB		2	1	33%	3
BROOKDALE SENIOR LIVING			3	100%	3
COL CROSSROAD		1	2	67%	3
MEDEXPRESS URGENT CARE - FORT SMITH		3			3
ALLIANCE LABS @LRMC			3	100%	3
QUEST DIAGNOSTICS CLINICAL LABORATORIES INC		2	1	33%	3
MOBIL LAB FOR ALL INC		3			3
MINUTECLINIC DIAGNOSTIC OF NEW MEXICO LLC #7552		3			3
IMMERSION RESIDENTIAL LLC			3	100%	3
ORLANDO REGIONAL HEALTH SERVICES		1	2	67%	3
PHYSICIANS CARE INC		1	2	67%	3

COVID-19: testing by laboratory

Data through Mar 28, 2021 verified as of Mar 29, 2021 at 09:25 AM

Data in this report are provisional and subject to change.

The numbers in the table below represent the number of Florida and non-Florida residents for whom test results were received by the Department of Health. A person can be tested by more than one laboratory and can have both positive and negative results. **Therefore, the sum of the numbers in each column will be larger than the total number of people tested.**

Reporting lab	Inconclusive	Negative	Positive	Percent positive	Total
PROMPT CARE OF CENTRAL FLORIDA LLC			3	100%	3
Kroger 571 - The Little Clinic Hendersonville		1	2	67%	3
ACCESS HEALTH CARE		2	1	33%	3
EVERGREEN WOODS HEALTH & REHAB CENTER		2	1	33%	3
PROPATH			3	100%	3
CVS M08555POCT KANSAS CITY		3			3
AMI ST FRANCIS HOSPITAL LABORATORY		2	1	33%	3
MEDEXPRESS URGENT CARE GREENSBURG		2	1	33%	3
LOCH HAVEN PEDIATRICS			3	100%	3
ADVANCED MEDICAL RESEARCH CENTER LLC			3	100%	3
ADVANCED URGENT CARE CENTER OF THE UPPER KEYS		1	2	67%	3
CENTRAL JERSEY URGENT CARE OF BROWN MI		3			3
NOVANT HEALTH PRESBYTERIAN		2	1	33%	3
WEST TN HEALTH MED NORTH		3			3
SEMINOLE FAMILY HEALTH CENTER		3			3
SHANDS AT LAKE SHORE LAB		1	2	67%	3
HALIFAX HEALTH CARE FOR WOMEN		3			3
Westside Terrace		3			3
Kroger 768 - The Little Clinic Leestown Rd		2	1	33%	3
MID-FLORIDA PATHOLOGY LLC - MOBILE UNIT # 3		1	2	67%	3
CABELL HUNTINGTON HOSPITAL CLINICAL LAB			3	100%	3
CVS TX2876POCT PROSPER		3			3
CVS TX5807POCT PEARLAND		3			3
ADVENT HEALTH MEDICAL GROUP FAMILY MEDICINE			3	100%	3
CVS CA9103POCT ESCONDIDO		3			3
SMOKY MOUNTAIN URGENT CARE AND FAMILY MEDICINE CENTER			3	100%	3
BAPTIST HEALTH SURGERY CENTER AT NORTHPOINT			3	100%	3
Maryfield Inc. dba Pennybyrn		3			3
MEDICAL CITY DALLAS HOSPITAL			3	100%	3
OLEAN GENERAL HOSPITAL		3			3
MINUTECLINIC, LLC (CLINIC 10928)		3			3
MEDEXPRESS URGENT CARE, BELLE VERNON		3			3
MEDICAL CENTER OF CENTRAL GEORGIA			3	100%	3
CVS TX3292POCT WYLIE		3			3
Cleveland Clinic Weston			3	100%	3
ADVICE FOR OPTIMAL WELLNESS, INC			3	100%	3
SOFTCELL L-FORM LABORATORIES, LLC			3	100%	3
TRINITY PEDIATRICS			3	100%	3
JOSEPH SCHENKER MD PC		3			3
OMNI HEALTHCARE INC		1	2	67%	3
YORK HOSPITAL - LABORATORY			3	100%	3
CRISP REGIONAL HOSPITAL		3			3
VELOCITY CARE			3	100%	3
CVS PHARMACY INC DBA CVS/PHARMACY #10908		3			3
CHEROKEE COUNTY HEALTH AND REHAB CENTER		3			3
BARONESS ERLANGER HOSPITAL		3			3
CVS IL4778POCT EVANSTON		3			3

COVID-19: testing by laboratory

Data through Mar 28, 2021 verified as of Mar 29, 2021 at 09:25 AM

Data in this report are provisional and subject to change.

The numbers in the table below represent the number of Florida and non-Florida residents for whom test results were received by the Department of Health. A person can be tested by more than one laboratory and can have both positive and negative results. **Therefore, the sum of the numbers in each column will be larger than the total number of people tested.**

Reporting lab	Inconclusive	Negative	Positive	Percent positive	Total
TREASURE COAST INFECTIOUS DISEASE CONSULTANTS		1	2	67%	3
MEDEXPRESS-HOUSTON EAST FWY		1	2	67%	3
ALOHA HOME CARE LLC DBA ACCENTCARE HOME HEALTH OF		3			3
ADVENTHEALTH MEDICAL GROUP ADULT AND SENIOR HEALTH			3	100%	3
AVANTE INVERNESS		1	2	67%	3
US SPECIALTY LABS			3	100%	3
Greystone Health Care Center		3			3
BROOKDALE LAKE MARY			3	100%	3
NON-US			3	100%	3
CVS CA9803POCT RIVERSIDE		3			3
CVS IL3163POCT OAK PARK		3			3
NASSAU COUNTY HEALTH DEPARTMENT		3			3
TARRANT COUNTY PUBLIC HEALTH		3			3
CLINICAL CARE ASSOCIATES, INC			3	100%	3
Georgiana Health and Rehabilitation, LLC		3			3
EASTMAN HEALTHCARE & REHAB		3			3
FIRST CARE - MIDDLESBORO			3	100%	3
JACKSONVILLE PEDIATRICS			3	100%	3
SCHIFF CENTER FOR LIVER DISEASES		1	2	67%	3
CALLE OCHO DIALYSIS			3	100%	3
PREMIER FAMILY AND SPORTS MEDICINE		2	1	33%	3
John Knox Manor Inc II		2	1	33%	3
DEPARTMENT OF HEALTH AND ENVIRONMENTAL CONTROL			3	100%	3
THOMAS LANGLEY			3	100%	3
MEDEXPRESS URGENT CARE - WILKES BARRE		2	1	33%	3
VIRGINIA DIVISION OF CONSOLIDATED LABORATORIES			3	100%	3
GONZALEZ MD AND ASWAD MD HEALTH SERVICES			3	100%	3
Kroger 522 - The Little Clinic Gahanna		2	1	33%	3
OPTUM PRIMARY CARE - SILVER LAKES			3	100%	3
Kroger 627 - The Little Clinic Castleberry		2	1	33%	3
MEDEXPRESS URGENT CARE - RICHMOND, W BROAD ST		3			3
HARBOUR'S EDGE		2	1	33%	3
TUFTS MEDICAL CENTER			3	100%	3
TMH PHYSICIAN PARTNERS BLOUNTSTOWN			3	100%	3
FAMILY TREE MEDICAL GROUP PA		2	1	33%	3
CVS MO4850POCT SPRINGFIELD		3			3
SOMA MEDICAL CENTER PA #3 PALOMINO			3	100%	3
SKR MEDICAL ADVISORS		3			3
ADVANCED HEART CARE OF SOUTH FLORIDA		3			3
CORMEUM LAB SERVICES, LLC			3	100%	3
SIGNATURE CARE PFLUGERVILLE			3	100%	3
HEARTLAND - CHARLESTON OF HANAHAN SC,		3			3
COOPER UNIVERSITY HOSPITAL LABORATORY		2	1	33%	3
SOUTH COUNTY MENTAL HEALTH CENTER INC			3	100%	3
LEE MEMORIAL HOSPITAL BLOOD GAS LAB			3	100%	3
CVS IN8669POCT INDIANAPOLIS		3			3
MT CARMEL PHARMACY INC		3			3

COVID-19: testing by laboratory

Data through Mar 28, 2021 verified as of Mar 29, 2021 at 09:25 AM

Data in this report are provisional and subject to change.

The numbers in the table below represent the number of Florida and non-Florida residents for whom test results were received by the Department of Health. A person can be tested by more than one laboratory and can have both positive and negative results. **Therefore, the sum of the numbers in each column will be larger than the total number of people tested.**

Reporting lab	Inconclusive	Negative	Positive	Percent positive	Total
CENTRAL DUPAGE HOSPITAL			3	100%	3
OHIO HEALTH DOCTORS HOSPITAL			3	100%	3
NORTHSIDE MEDICAL CENTER		3			3
MPG JACKSONVILLE ATLANTIC BLVD		1	2	67%	3
CVS OH2486POCT NILES		1	2	67%	3
320 S TRANSIT ST		3			3
BNC Medical Investors, LLC Berrien Nursing & Rehabilitation Center		3			3
NHC HealthCare Anniston		3			3
NASSAU COUNTY HEALTH DEPARTMENT-FERNANDINA BEACH C		3			3
Kroger 093 - The Little Clinic Stapleton		2	1	33%	3
Bainbridge Health and Rehab		3			3
SOFTLAB			3	100%	3
NYU WINTHROP LABORATORY		3			3
HELIX LW UC		1	2	67%	3
MINUTECLINIC DIAGNOSTIC OF PA LLC		3			3
ERIE COUNTY PUBLIC HEALTH CLINICAL		3			3
MEDEXPRESS URGENT CARE - LITTLE ROCK		2	1	33%	3
HOPE HEALTH CARE, LLC		3			3
SOLERA SPECIALTY PHARMACY LLC		2	1	33%	3
SPARROW CENTRAL LAB			3	100%	3
MERCY HOSPITAL			3	100%	3
LEE COMMUNITY HEALTHCARE INC DUNBAR		3			3
LAURELLWOOD NURSING CENTER		1	2	67%	3
BRANDON REGIONAL EMERGENCY CTR			3	100%	3
COVID PROCESSING SITE			3	100%	3
EAST NAPLES PEDIATRICS			3	100%	3
MURFREESBORO MEDICAL CLINIC		3			3
CROSSROADS URGENT CARE PLLC		3			3
WAL-MART STORES EAST LP		2	1	33%	3
CVS PA7611POCT ALLISON PARK		3			3
BAPTIST HOSPITAL NURSING/PATIENT CARE			3	100%	3
INTERNAL MEDICINE AND WOUND CARE SPECIALIST LLC		3			3
ST LUKES HOSPITAL LABORATORY		2	1	33%	3
PATHOLOGY REFERENCE LAB LLC			3	100%	3
DEPARTMENT OF HEALTH AND HUMAN SERVICES DIVISION OF BEHAVIORAL HEALTH		1	2	67%	3
ADVENTHEALTH GORDON		3			3
MEDEXPRESS URGENT CARE - DANVILLE		3			3
CLARA MAASS TRANSITIONAL CARE UNIT		3			3
MEDEXPRESS URGENT CARE - WHEELING		2	1	33%	3
Kroger 635 - The Little Clinic Dacula		3			3
LEVY COUNTY DEPT. OF PUBLIC SAFETY		1	2	67%	3
AUSTIN PUBLIC HEALTH			3	100%	3
PRISMA HEALTH MIDLANDS			3	100%	3
NEW YORK PHYSICIANS LLP		3			3
FHPG TAMPA PRIMARY CARE			3	100%	3
MINUTECLINIC DIAGNOSTIC OF TEXAS, LLC #7435		2	1	33%	3
CAPTIAL REGIONAL MEDICAL CENTER			3	100%	3

COVID-19: testing by laboratory

Data through Mar 28, 2021 verified as of Mar 29, 2021 at 09:25 AM

Data in this report are provisional and subject to change.

The numbers in the table below represent the number of Florida and non-Florida residents for whom test results were received by the Department of Health. A person can be tested by more than one laboratory and can have both positive and negative results. **Therefore, the sum of the numbers in each column will be larger than the total number of people tested.**

Reporting lab	Inconclusive	Negative	Positive	Percent positive	Total
GYN PATH SERVICES			3	100%	3
FLORIDA HOSPITAL LABORATORIES		3			3
PINELLAS PARK HEALTH CENTER - PINELLAS CHD		1	2	67%	3
MINUTECLINIC DIAGNOSTIC PA #3344		3			3
BOLING, STEPHANIE		3			3
Medilodge of Montrose		3			3
Fort Gaines Health and Rehab		3			3
MINUTECLINIC DIAG OF IND, LLC #5369		2	1	33%	3
Kroger 448 - The Little Clinic Mason		3			3
ADVANCED PEDIATRICS			3	100%	3
HELIX MEDICAL CENTERS		1	2	67%	3
SCRIPPS CLINIC MEDICAL			3	100%	3
CELEBRATION PRIMARY CARE ASSOCIATES LLC		3			3
UNIVERSITY HEALTH SERVICES RIVER CAMPUS		2	1	33%	3
JS HEALTHCARE		2	1	33%	3
MINUTECLINIC, LLC #05814		3			3
CVS PA2687POCT EXTON		3			3
NORTH BROWARD HOSPITAL DISTRICT HEALTHCARE FOR THE HOMELESS			3	100%	3
CCRX OF NORTH CAROLINA, LLC		2	1	33%	3
SUPER HEALTH PHARMACY LLC		3			3
NYC PUBLIC HEALTH LABS			3	100%	3
BETTERMED URGENT CARE			3	100%	3
WOODMARK AT UPTOWN ASSISTED LIVING		3			3
FLORIDA MENTOR-POINT WEST CLUSTER		3			3
MAYO		1	2	67%	3
CARENOW-ATASCOCITA			3	100%	3
FOUR WINDS BEHAVIORAL HEALTH		3			3
PROHEALTH PRIMARY CARE - GLEN OAKS		3			3
CVS IL2297144CV CHICAGO		3			3
BOSTON MEDICAL CENTER			3	100%	3
LEE CONVENIENT CARE AT SUMMERLIN			3	100%	3
FRESENIUS KIDNEY CARE			3	100%	3
QUALITY LABORATORY SERVICE		2	1	33%	3
ST. LUKE'S HOSPITAL - BETHLEHEM CAMPUS		1	2	67%	3
HELIX URGENT CARE			3	100%	3
UHEALTH JACKSON URGENT CARE - CUTLER BAY		1	2	67%	3
MID FLORIDA CLINICAL LABORATORY		2	1	33%	3
ORCHID COVE DAYTONA			3	100%	3
MEDFUSION		2	1	33%	3
MEDEXPRESS URGENT CARE, CHAMBERSBURG		2	1	33%	3
St. Josephs Hospital		1	2	67%	3
PEDIATRICS BY THE SEA JOG RD OFFICE			3	100%	3
ASPEN VALLEY HOSPITAL			3	100%	3
VIRGINIA DEPARTMENT OF HEALTH DIVISION OF			3	100%	3
BETHESDA HOSPITAL EAST BLOOD GAS LAB			3	100%	3
MIDWAY SPECIALTY CARE RX LLC		1	2	67%	3
UNIVERSITY OF KANSAS MEDICAL CENTER			3	100%	3

COVID-19: testing by laboratory

Data through Mar 28, 2021 verified as of Mar 29, 2021 at 09:25 AM

Data in this report are provisional and subject to change.

The numbers in the table below represent the number of Florida and non-Florida residents for whom test results were received by the Department of Health. A person can be tested by more than one laboratory and can have both positive and negative results. **Therefore, the sum of the numbers in each column will be larger than the total number of people tested.**

Reporting lab	Inconclusive	Negative	Positive	Percent positive	Total
FREDERICK MEMORIAL HOSPITAL			3	100%	3
SOUTH LAKE FAMILY HEALTH CENTER			3	100%	3
ONSLOW MEMORIAL HOSPITAL LABORATORY		3			3
CVS MINUTE CLINIC DIAGNOSTIC MED GRP OF CAL		3			3
CVS SC2250POCT COLUMBIA		3			3
EAST TENNESSEE CHILDREN'S HOSPITAL		2	1	33%	3
GROVES CENTER			3	100%	3
CVS OH4359POCT HUDSON		3			3
SUNDALE NURSING HOME		3			3
PICHARDO CLINIC, THE		1	2	67%	3
ALLIED PHYSICIANS GROUP PLLC		3			3
FULGENT GENETICS HOUSTON		3			3
GUTHRIE CORNING HOSPITAL LABORATORY		3			3
BAYSIDE URGENT CARE CENTER INC			3	100%	3
CARECENTER PHARMACY, LLC		3			3
NORTHERN LIGHT LABORATORY		1	2	67%	3
VICAR'S LANDING NURSING HOME		2	1	33%	3
CANOPY PEDIATRICS		3			3
MED FUSION			3	100%	3
SINAI POST ACUTE NURSING AND REHAB CE		3			3
CVS SC5471POCT LEXINGTON		2	1	33%	3
CONCENTRA - PLANTATION		3			3
CAMPAZZI CONCIERGE MEDICAL SERVICES		2	1	33%	3
LIFELINK OF FLORIDA		1	2	67%	3
Grandview Health Care Center		3			3
ADVENT HEALTH - CENTRAL PASCO ER			3	100%	3
PATIENTS CHOICE LAB OF IND, LLC		2	1	33%	3
PARRISH MEDICAL CENTER-WAIVED TESTING		3			3
NORTH NAPLES HOSPITAL RESPIRATORY THERAPY DEPARTMENT			3	100%	3
SERENADES BY SONATA		1	2	67%	3
SKIPPACK MEDICAL LAB			3	100%	3
CVS KS676POCT LAWRENCE		2	1	33%	3
Walgreens #5984		3			3
SANFORD MOBILE LAB			3	100%	3
NORTH SHORE HOSP. INFECTION CONTROL			3	100%	3
EXETER HOSPITAL		3			3
ADVENTHEALTH SEBRING- INFECTION CONTROL DEPARTMENT			3	100%	3
SAVANNAH COVE		3			3
TERRACE OF ST CLOUD, THE		2	1	33%	3
ADRIANA M CASTRO MD PA		3			3
HOUSTON METHODIST HOSPITAL			3	100%	3
MOUNT SINAI AVENTURA DIAGNOSTIC CENTER			3	100%	3
LEESBURG REGIONAL MEDICAL CENTER URGENT CARE			3	100%	3
LAHEY CLINIC MEDICAL CENTER			3	100%	3
MUNSON MEDICAL CENTER			3	100%	3
HOMELAND CENTER		3			3
CARENOW-LEBANON		1	2	67%	3

COVID-19: testing by laboratory

Data through Mar 28, 2021 verified as of Mar 29, 2021 at 09:25 AM

Data in this report are provisional and subject to change.

The numbers in the table below represent the number of Florida and non-Florida residents for whom test results were received by the Department of Health. A person can be tested by more than one laboratory and can have both positive and negative results. **Therefore, the sum of the numbers in each column will be larger than the total number of people tested.**

Reporting lab	Inconclusive	Negative	Positive	Percent positive	Total
Arbors at Marietta		3			3
ACL LABORATORIES INDUSTRIAL TOXICOLOGY			3	100%	3
MINUTECLINIC #788		3			3
MARRA'S PHARMACY		3			3
MONTANA PUBLIC HEALTH LAB			3	100%	3
ADVENTHEALTH MEDICAL GROUP PEDIATRICS AT APOPKA		3			3
ROANE MEDICAL CENTER		2	1	33%	3
CLINICA HISPANIA			3	100%	3
MEDEXPRESS URGENT CARE-CHIPPEWA		2	1	33%	3
SARASOTA PERSONAL MEDICINE		2	1	33%	3
ACCESS 365 URGENT CARE LLC		1	2	67%	3
SARASOTA IMMEDIATE CARE			3	100%	3
SOUTH MIAMI HOSPITAL			3	100%	3
ANN STORCK CENTER INC		3			3
GARCIA MORALES NELSON			3	100%	3
BROOME COUNTY HEALTH DEPARTMENT		2	1	33%	3
STARLING AT SAN JOSE			3	100%	3
CVS IN6605POCT INDIANAPOLIS		2	1	33%	3
24TH WEAPONS OF MASS DESTRUCTION - CIVIL SUPPORT		3			3
LEESBURG COMMUNITY HEALTH CENTERS			3	100%	3
LIVINGSTON COUNTY DEPT OF HEALTH REPRO			3	100%	3
WALGREENS NO 19542		3			3
MEDICAL SERVICES OF AMERICA HOME HEALTH		3			3
TGH URGENT CARE – WESTCHASE			3	100%	3
PANCARE HEALTH - FRANKLIN CO			3	100%	3
CROSSVILLE MEDICAL GROUP		1	2	67%	3
NEWSTAR MEDICAL LABORATORIES		3			3
CVS NJ837POCT MARLTON		3			3
EASTERN NEW MEXICO MEDICAL CENTER		3			3
NEMOURS CHILDRENS PRIMARY CARE HORIZON WEST			3	100%	3
KISSIMMEE URGENT CARE		3			3
HILLVIEW LABORATORY			3	100%	3
DELAWARE PUBLIC HEALTH LABORATORY		1	2	67%	3
EXPEDIAN URGENT CARE			3	100%	3
LEXINGTON MEDICAL CENTER		1	2	67%	3
LOYOLA UNIVERSITY MEDICAL CENTER LABORATORY			3	100%	3
INTERCOASTAL FAMILY PRATICE		1	2	67%	3
BRADENTON PHYSICIAN MEDICAL CENTER			3	100%	3
URGENT DOC - URGENT CARE CLINIC			3	100%	3
WHOLE CHILD PEDIATRICS			3	100%	3
VA OUTPATIENT CLINIC-NEW PORT RICHEY			3	100%	3
CVS IL8753POCT CHICAGO		3			3
STARMED FAMILY & URGENT CARE			3	100%	3
MINUTECLINIC LLC #5176			3	100%	3
Wynfield Park Health and Rehabilitation		3			3
TRUE HEALTH – LAKE UNDERHILL		3			3
CVS NC7051POCT WAKE FOREST		3			3

COVID-19: testing by laboratory

Data through Mar 28, 2021 verified as of Mar 29, 2021 at 09:25 AM

Data in this report are provisional and subject to change.

The numbers in the table below represent the number of Florida and non-Florida residents for whom test results were received by the Department of Health. A person can be tested by more than one laboratory and can have both positive and negative results. **Therefore, the sum of the numbers in each column will be larger than the total number of people tested.**

Reporting lab	Inconclusive	Negative	Positive	Percent positive	Total
BRIGHAM AND WOMEN'S HOSPITAL			3	100%	3
AKRON GENERAL MEDICAL CENTER MAIN		3			3
SSM HEALTH ST LOUIS MICROBIOLOGY LABORATORY		1	2	67%	3
DEVANSH LAB WERKS		1	2	67%	3
Gracemore Nursing and Rehab		3			3
CVS MA1006POCT BROCKTON		3			3
NORTHWEST FLORIDA CLINICAL LAB		1	2	67%	3
MEDIC INFUSION PA		3			3
EXCEL URGENT CARE OF NJ, LLC		1	2	67%	3
MALABAR FAMILY PRACTICE		1	2	67%	3
SPRING LAKE REHABILITATION CENTER			3	100%	3
TIEHH BIOTERRORISM RESPONSE LAB			3	100%	3
MINUTECLINIC DIAGNOSTIC OF OHIO #5060		3			3
PREMIER CLINICAL RESEARCH INSTITUTE INC			3	100%	3
DOCTOR 4 U CLINIC		1	2	67%	3
JUPITER INTERNAL MEDICINE AND ASSOCIATES			3	100%	3
MARYLAND STATE DEPT OF HEALTH	2		1	33%	3
MINUTECLINIC, LLC #07876		2	1	33%	3
Kroger 758 - The Little Clinic Providence		3			3
JOJAN PHARMA INC		3			3
CAREHERE LLC			3	100%	3
Lakeview Village		3			3
MINUTE CLINIC LLC #1909		3			3
ST. ELIZABETH HEALTHCARE			2	100%	2
CVS NC2559POCT CHARLOTTE		2			2
TWIN LAKES REHAB & HEALTHCARE		2			2
Kings County Hospital Center			2	100%	2
CVS TX19POCT SPRING		2			2
PHYSICIANS MEDICAL CENTER		2			2
MEDAILLE COLLEGE WELLNESS CENTER		2			2
UMHC HOLLYWOOD LABORATORY			2	100%	2
ORMOND BEACH URGENT CARE			2	100%	2
TRICORE REFERENCE LABORATORY		1	1	50%	2
PM PEDIATRICS OF BAYSIDE PLLC - HOPEWELL JUNCTION		2			2
CITRUS PARK			2	100%	2
WALGREENS #15495		1	1	50%	2
STATE OF FLORIDA			2	100%	2
Elba Nursing and Rehabilitation Center, LLC		2			2
WE CARE HOME HEALTH SOLUTIONS LLC			2	100%	2
MEMORIAL HOSPITAL OF SOUTH BEND			2	100%	2
Tuscola County Medical Care Community		2			2
NYUMC CLINICAL LABORATORIES			2	100%	2
Sevierville Health and Rehabilitation		2			2
ADVANCED FOOT AND ANKLE OF INDIAN RIVER		2			2
CVS NV5286POCT HENDERSON		2			2
INTEAM HEALTH, INC.			2	100%	2
A G RHODES HOME AT WESLEY WOODS		2			2

COVID-19: testing by laboratory

Data through Mar 28, 2021 verified as of Mar 29, 2021 at 09:25 AM

Data in this report are provisional and subject to change.

The numbers in the table below represent the number of Florida and non-Florida residents for whom test results were received by the Department of Health. A person can be tested by more than one laboratory and can have both positive and negative results. **Therefore, the sum of the numbers in each column will be larger than the total number of people tested.**

Reporting lab	Inconclusive	Negative	Positive	Percent positive	Total
GIGI WOOD DAVIS DO-FAMILY MEDICINE		2			2
PPD CLINICAL RESEARCH UNIT			2	100%	2
CARTERSVILLE MEDICAL CENTER			2	100%	2
MAIN STREET MEDICAL CENTERS		2			2
SIGNATURE CARE LEWISVILLE-EMERGENCY CENTER		1	1	50%	2
MEDEXPRESS URGENT CARE - CONWAY		2			2
MEMORIAL HOSPITAL OF TAMPA			2	100%	2
Walgreens #9278		2			2
CAREWELL JW - WORCESTER LNC			2	100%	2
UNIVERSITY OF TEXAS AT EL PASO, THE			2	100%	2
AUGUSTA HEALTH SKILLED CARE			2	100%	2
WALGREENS #3811			2	100%	2
NORTHEAST FLORIDA HEALTH SERVICES, INC DBA FAMILY HEALTH SOURCE			2	100%	2
UW HOSPITAL AND CLINICS		1	1	50%	2
MEMORIAL HERMANN CONSOLIDATED LABORATORY SERVICES			2	100%	2
PEACEHEALTH CENTRAL		2			2
MINUTECLINIC, DIAGNOSTIC OF TEXAS, LLC		2			2
PRECISION DIAGNOSTIC INC		2			2
Providence of Sparta Health and Rehabilitation		2			2
THE HOSPITAL OF PROVIDENCE EMERGENCY ROOM			2	100%	2
TALLAHASSEE MEMORIAL HEALTHCARE FAMILY MED RESIDENCY			2	100%	2
MATHER HOSPITAL			2	100%	2
BASCOM PALMER EYE INSTITUTE			2	100%	2
EXCEL URGENT CARE OF PARAMUS LLC		2			2
GRASSY SPRAIN PHARMACY INC		2			2
MINUTECLINIC MINUTECLINIC #4978		1	1	50%	2
THOMASVILLE REGIONAL MEDICAL CENTER		2			2
EMORY CLINIC, THE		2			2
SOUTH HILLSBOROUGH CBOC			2	100%	2
UT PATH			2	100%	2
FLORIDA DEPARTMENT OF HEALTH (FDOH)			2	100%	2
SOUTHCARE PHARMACY INC			2	100%	2
First Care Living Center/Essentia Health			2	100%	2
CVS CA9485POCT MISSION VIEJO		2			2
ADVENT HEALTH CENTRAL TEXAS		1	1	50%	2
SPECTRUM HEALTH			2	100%	2
CLEARWATER PAIN MANAGEMENT ASSOCIATES			2	100%	2
DUBOIS CONTINUUM OF CARE COMMUNITY INC		2			2
ROYAL OAK MEDICAL CENTER LLC DBA CHARACTER FAMILY			2	100%	2
SPRINGHILL SENIOR RESIDENCE		2			2
Cottage of the Shoals		2			2
CVS MA1022POCT CAMBRIDGE		2			2
MINUTECLINIC DIAG OF IND, LLC #4368		2			2
ONE MEDICAL GROUP		1	1	50%	2
SIGNAL DIAGNOSTICS DBA FLOWHEALTH LABS			2	100%	2
CVS MA217POCT TEWKSBURY		2			2
CVS OH3329POCT LAKEWOOD		2			2

COVID-19: testing by laboratory

Data through Mar 28, 2021 verified as of Mar 29, 2021 at 09:25 AM

Data in this report are provisional and subject to change.

The numbers in the table below represent the number of Florida and non-Florida residents for whom test results were received by the Department of Health. A person can be tested by more than one laboratory and can have both positive and negative results. **Therefore, the sum of the numbers in each column will be larger than the total number of people tested.**

Reporting lab	Inconclusive	Negative	Positive	Percent positive	Total
COOPER CLINIC			2	100%	2
ARLINGTON DIALYSIS CENTER LLC		2			2
OMEGA RESEARCH CONSULTANTS			2	100%	2
ALBUQUERQUE - AMG SPECIALTY HOSPITAL		2			2
MASSENA HOSPITAL LABORATORY		2			2
Kroger 596 - The Little Clinic Brentwood		2			2
PREVENTIVE HEALTH PARTNERS I L S C		2			2
INTEGRATED REGIONAL LABS			2	100%	2
SKIN WELLNESS PHYSICIANS LLC		2			2
MANSFIELD MEDICAL LODGE			2	100%	2
DIVERSE MEDICAL CARE LLC			2	100%	2
STOP URGENT CARE			2	100%	2
MEDEXPRESS URGENT CARE - LINCOLN N 26T		2			2
Kroger 667 - The Little Clinic Litchfield Park		2			2
MIDLAND MEMORIAL HOSPITAL			2	100%	2
FLORIDA SCHOOL FOR THE DEAF & BLIND			2	100%	2
NAVAL BRANCH MEDICAL CLINIC			2	100%	2
CORE OCCUPATIONAL RESOURCES, LLC			2	100%	2
CVS AZ7075POCT CHANDLER		2			2
ASANTE THREE RIVERS MEDICAL CENTER LAB		2			2
RABI SINHA, MD		2			2
PHYSICIANS LABORATORY SERVICES			2	100%	2
UNIVERSITY COMMUNITY HEALTH SERVICES		1	1	50%	2
BROOKS -TLC HOSPITAL SYSTEM			2	100%	2
GENETIC ASSAYS INC			2	100%	2
Jersey City Medical Center		2			2
NORTH DAKOTA VETERANS HOME		2			2
Englewood Health Care Center		2			2
PEDIATRIC HEALTH CARE		1	1	50%	2
BRENTWOOD AT FORE RANCH			2	100%	2
WELLMED AT SOUTH STUART		2			2
MAYO CLINIC BEACHES PRIMARY CARE CTR		2			2
EMORY CRAWFORD LONG HOSPITAL			2	100%	2
SUNSHINE PHARMACY		2			2
VALLEY MEDICAL LABORATORY			2	100%	2
THE EDGEWATER AND WATERMAN VILLAGE			2	100%	2
FALCON HEALTH CENTER			2	100%	2
MEDEXPRESS URGENT CARE - CEDAR KNOLLS		2			2
AFC PHYSICIANS OF FLORIDA, PA			2	100%	2
DALLAS BAPTIST UNIVERSITY - HEALTH SERVICES			2	100%	2
EXCEPTIONAL EMERGENCY CENTER - AMARILLO			2	100%	2
HCR MANOR CARE SERVICES OF FLORIDA III INC		2			2
Timber Ridge Health Care Center			2	100%	2
HUMC		1	1	50%	2
ONTARIO COUNTY PUBLIC HEALTH		2			2
LEGACY ER & URGENT CARE - FRISCO WEST			2	100%	2
SHANDS JACKSONVILLE CLINICAL CENTER		1	1	50%	2

COVID-19: testing by laboratory

Data through Mar 28, 2021 verified as of Mar 29, 2021 at 09:25 AM

Data in this report are provisional and subject to change.

The numbers in the table below represent the number of Florida and non-Florida residents for whom test results were received by the Department of Health. A person can be tested by more than one laboratory and can have both positive and negative results. **Therefore, the sum of the numbers in each column will be larger than the total number of people tested.**

Reporting lab	Inconclusive	Negative	Positive	Percent positive	Total
WELLNESS MEDICAL CLINIC			2	100%	2
HUMILITY OF MARY HEALTH PARTNERS			2	100%	2
NORTHSIDE FAMILY MEDICINE AND URGENT CARE (EAST COBB)		2			2
BIOHEALTH MEDICAL LAB INC			2	100%	2
ATHENA CARE RESOURCES LLC		2			2
BAYCARE OUTREACH LAB WH SOUTH			2	100%	2
FIRST PREVENTION AND DIALYSIS CENTER LLC			2	100%	2
Kroger 647 - The Little Clinic Newnan Crossings		1	1	50%	2
CVS MA920POCT CLINTON		2			2
Manorcare Health Services West Reading North		2			2
MANASOTA PEDIATRICS			2	100%	2
JOHNSON CITY MEDICAL CENTER		1	1	50%	2
Granville Center	1	1			2
COBLESKILL REGIONAL HOSPITAL		2			2
APALACHEE CENTER INC		2			2
UNIVERSITY HOSPITAL OF BROOKLYN		2			2
MEDSTAR HARBOR HOSPITAL			2	100%	2
BREVARD FAMILY WALK IN CLINIC			2	100%	2
CDK LIBERTY ENTERPRISES, LLC		2			2
MINUTECLINIC #1773		2			2
SWEETWATER NURSING CENTER		2			2
INTERNAL MEDICINE SPECIALISTS MEDICAL GROUP, PA		2			2
SAFE PMC		2			2
BERNHARDT LABORATORIES INC			2	100%	2
STANFORD HEALTH CARE ANATOMIC PATHOLOGY & CLINICAL LAB			2	100%	2
ALL PEDIATRIC CARE PA			2	100%	2
THE DOCTOR'S OFFICE OF WEST CALDWELL		2			2
MEDICAL CENTER LABORATORY			2	100%	2
MEASE MANOR MEMORY CARE		2			2
VALUE DRUGS GREENLAWN INC		2			2
WALGREENS #06583		2			2
EASTERN NEW MEXICO UNIVERSITY STUDENT		2			2
PRONTO URGENT CARE			2	100%	2
WILSON MEMORIAL HOSPITAL			2	100%	2
University Plaza Rehabilitation and Nursing			2	100%	2
CENTRAL ARKANSAS VETERANS HEALTHCARE SYSTEM - VETERANS AFFAIRS			2	100%	2
UK HEALTHCARE			2	100%	2
UF KANAPAHA LAB BEAKER		2			2
MEASE COUNTRYSIDE HOSPITAL CARDIAC REH			2	100%	2
BAYMEADOWS PRIMARY CARE		2			2
MINUTECLINIC DIAGNOSTIC, PA		2			2
TWELVE OAKS RECOVERY CENTER			2	100%	2
CORNERSTONE MEDICAL CARE OF BRANDON		2			2
NEMOURS CHILDREN'S URGENT CARE LAKE NONA			2	100%	2
SANIBEL MEDICAL CLINIC			2	100%	2
CVS M05724POCT KANSAS CITY		2			2
ORLANDO LUTHERAN TOWERS		1	1	50%	2

COVID-19: testing by laboratory

Data through Mar 28, 2021 verified as of Mar 29, 2021 at 09:25 AM

Data in this report are provisional and subject to change.

The numbers in the table below represent the number of Florida and non-Florida residents for whom test results were received by the Department of Health. A person can be tested by more than one laboratory and can have both positive and negative results. **Therefore, the sum of the numbers in each column will be larger than the total number of people tested.**

Reporting lab	Inconclusive	Negative	Positive	Percent positive	Total
CVS SC2497POCT LEXINGTON		2			2
ROCKWALL URGENT CARE			2	100%	2
MEDEXPRESS URGENT CARE - LAWRENCE		2			2
EXCELTOX LABORATORIES LLC		2			2
ASANTE ROGUE REGIONAL MEDICAL CENTER L		2			2
WAKULLA URGENT CARE & DIAGNOSTIC			2	100%	2
ROBERTS WESLEYAN COLLEGE HEALTH CENTE		2			2
PREMIER MOBILE HEALTH SERVICES, LLC			2	100%	2
ROCKEFELLER UNIVERSITY CLINICAL GENOMICS LABORATOR		2			2
WARE EXPRESS CARE			2	100%	2
MIDWAY PRIMARY CARE LLC		2			2
WATERS PEDIATRIC CENTER			2	100%	2
Parkridge Specialty Care		2			2
GULF COAST REGIONAL MEDICAL CARE		2			2
SELECT MEDICAL CLINIC			2	100%	2
CVS CA8861POCT BUENA PARK		2			2
PALM MEDICAL CENTER - PLANT CITY		2			2
BFT LAB			2	100%	2
Lenawee Medical Care Facility		2			2
WEAKLEY COUNTY REHAB AND NURSING CENTER		2			2
CARE 365			2	100%	2
Luther Acres Manor		2			2
WEST FLORIDA MEDICAL ASSOCIATES, PA			2	100%	2
ADVOCATE SHERMAN HOSPITAL			2	100%	2
MAGNOLIA MANOR OF COLUMBUS		2			2
NATIONWIDE LABORATORY SERVICES		1	1	50%	2
DALLAS VA MEDICAL CENTER - VA NORTH TEXAS HEALTH CARE SYSTEM			2	100%	2
NLC LABS			2	100%	2
CALIFORNIA DIVISION OF COMMUNICABLE DISEASE CONTROL			2	100%	2
PALM BAY COMMUNITY OUTPATIENT CLINIC		2			2
NEMOURS CHILDREN'S PRIMARY CARE OF VERO BEACH			2	100%	2
RRMC CREEKSIDE LAB		2			2
MOBILE COUNTY HEALTH DEPARTMENT		1	1	50%	2
ORLANDO HEALTH PHYSICIAN GROUP INC			2	100%	2
CARE NOW DENTON			2	100%	2
ASSOCIATES IN UROGYNECOLOGY MD LLC		2			2
FALLSBURG CHAI		2			2
BAPTIST HEALTH LEXINGTON			2	100%	2
MADISON HOSPITAL LABORATORY			2	100%	2
EMERALD TRACE		2			2
CVS NV8784POCT LAS VEGAS		1	1	50%	2
RIVER CITY MEDICAL ASSOCIATES, INC			2	100%	2
UNM SANDOVAL REGIONAL MEDICAL CENTER		2			2
CVS TX7156POCT RICHARDSON		2			2
INA		1	1	50%	2
ROPER HOSPITAL			2	100%	2
MIDWAY SPECIALTY CARE CENTER INC		2			2

COVID-19: testing by laboratory

Data through Mar 28, 2021 verified as of Mar 29, 2021 at 09:25 AM

Data in this report are provisional and subject to change.

The numbers in the table below represent the number of Florida and non-Florida residents for whom test results were received by the Department of Health. A person can be tested by more than one laboratory and can have both positive and negative results. **Therefore, the sum of the numbers in each column will be larger than the total number of people tested.**

Reporting lab	Inconclusive	Negative	Positive	Percent positive	Total
DMC UNIVERSITY LABORATORIES		1	1	50%	2
Kroger 739 - The Little Clinic La Grange Road		2			2
ALVERNO CLINICAL LABORATORIES			2	100%	2
RIVERSIDE METHODIST HOSPITAL LAB			2	100%	2
APC PEDIATRICS			2	100%	2
CVS NC4169POCT FAYETTEVILLE		2			2
SUNBRIDGE CARE & REHAB FOR DECATUR		2			2
DURAND SENIOR CARE & REHAB CENTER		2			2
MEMORIAL HEALTH UNIVERSITY MEDICAL CENTER			2	100%	2
WEST HOUSTON MEDICAL CENTER			2	100%	2
HERNANDO CHILDREN'S			2	100%	2
Greystone Nursing and Rehab, LLC			2	100%	2
CVS MA1945POCT HANOVER		2			2
IM&P WELLNES CENTER			2	100%	2
SCDHEC BUREAU OF LABORATORIES			2	100%	2
PREMIER MEDICAL LABORATORY			2	100%	2
RAPID RESULT CORP LLC		1	1	50%	2
NEMOURS CHILDREN'S PRIMARY CARE THE VILLAGES		2			2
WASHINGTON STATE DEPARTMENT OF HEALTH PUBLIC HEALTH LABORATORIES			2	100%	2
CHAPPEL GROUP RESEARCH, THE		2			2
FLORIDA DEPARTMENT OF HEALTH PINELLAS COUNTY-			2	100%	2
AGILE URGENT CARE			2	100%	2
MAYO CLINIC COUMADIN CLINIC LABORATORY		1	1	50%	2
MISSION HOSPITAL REGIONAL MEDICAL CENTER			2	100%	2
VELOCITY URGENT CARE			2	100%	2
PRIMARY HEALTH CARE ASSOCIATES INC			2	100%	2
MEDEXPRESS URGENT CARE - CHERRY HILL		2			2
TEXAS REGIONAL ASTHMA & ALLERGY CENTER			2	100%	2
RAPID URGENT CARE - ALBANY			2	100%	2
EMORY JOHNS CREEK HOSPITAL		2			2
MCLAREN REGIONAL MEDICAL CENTER			2	100%	2
METHODIST MANSFIELD MEDICAL CENTER			2	100%	2
TEMPUS_LABS			2	100%	2
WARD MEMORIAL HOSPITAL		2			2
CVS IN6608POCT NEW PALESTINE			2	100%	2
PALOS COMMUNITY HOSPITAL LABORATORY			2	100%	2
MILFORD REGIONAL HOSPITAL			2	100%	2
CHARLOTTE COUNTY HEALTH DEPARTMENT			2	100%	2
CARTER BLOOD CARE			2	100%	2
ENVOY OF FORK UNION, LLC DBA ENVOY AT THE VILLAGE		2			2
MEDEXPRESS URGENT CARE - SPRINGFIELD, COOLEY ST		2			2
AMERICAN RESEARCH CENTERS OF FLORIDA			2	100%	2
VISITING PHYSICIANS OF THE TREASURE COAST LLC			2	100%	2
CIGNA GATEWAY			2	100%	2
HEARTLAND HOME HEALTH CARE		2			2
ADVENTIST HINSDALE HOSPITAL LABORATORY			2	100%	2
HEALTH FIRST MEDICAL GROUP			2	100%	2

COVID-19: testing by laboratory

Data through Mar 28, 2021 verified as of Mar 29, 2021 at 09:25 AM

Data in this report are provisional and subject to change.

The numbers in the table below represent the number of Florida and non-Florida residents for whom test results were received by the Department of Health. A person can be tested by more than one laboratory and can have both positive and negative results. **Therefore, the sum of the numbers in each column will be larger than the total number of people tested.**

Reporting lab	Inconclusive	Negative	Positive	Percent positive	Total
FAMILY CARE SPECIALISTS OF ORLANDO			2	100%	2
Birchaven		2			2
ATLAS GENOMICS			2	100%	2
UNIVERSTIY OF ILLINOIS HOSPITAL			2	100%	2
Piney Grove Nursing and Rehabilitation Center		2			2
MAJESTIC GUARDIANS			2	100%	2
Kroger 853 - The Little Clinic East Broad Street		2			2
CVS PA371POCT PHILADELPHIA		2			2
BLUEWATER TOXICOLOGY			2	100%	2
REELFOOT FAMILY WALK IN CLINIC - TIPT		2			2
The Palms Nursing and Rehabilitation		1	1	50%	2
TMH PHYSICIAN PARTNERS MONTICELLO		1	1	50%	2
BAPTIST HEALTHCARE - LAKEVIEW CENTER INC		2			2
Chatham Nursing and Rehab Center		2			2
SOUTHERN BREEZE HEALTHCARE		1	1	50%	2
OELWEIN HEALTH CARE CENTER		2			2
HEALTH & REHAB CTR AT DOLPHINS VIEW, THE			2	100%	2
TRINITAS REGIONAL MEDICAL CENTER		1	1	50%	2
HACKENSACK MERIDIAN URGENT CARE, PC		2			2
UC CORAL GABLES			2	100%	2
BAYSHORE MEDICAL CENTER			2	100%	2
DALLAS MEDICAL CENTER			2	100%	2
FHCP ASC - ORANGE CITY			2	100%	2
LEGACY LABORATORY SERVICES			2	100%	2
LABCORP OF AMERICA HOLDINGS		1	1	50%	2
C19 LABS			2	100%	2
LIFESPRING COMMUNITY HEALTH		2			2
NEWTON MEMORIAL HOSPITAL		2			2
KAISER SUNNYSIDE MEDICAL CTR LAB		2			2
MERCY HEALTH			2	100%	2
EVERYBODY'S FAMILY CLINIC		2			2
CVS OH4327POCT PAINESVILLE		2			2
CVS MA2125POCT NATICK		1	1	50%	2
PTC LABORATORIES			2	100%	2
AFC/DOCTORS EXPRESS NORTH BERGEN		2			2
FLORIDA MEDICAL CENTER			2	100%	2
BD MEDICAL SYSTEMS			2	100%	2
Van Wert Manor		2			2
POMONA VALLEY COMMUNITY HOSPITAL			2	100%	2
Kroger 441 - The Little Clinic Middletown		2			2
VANAYER HEALTHCARE AND REHAB CENTER		2			2
DELAWARE DIAGNOSTICS LABS			2	100%	2
PLAINS REGIONAL MEDICAL CENTER		2			2
ADVANCED MEDICAL CARE			2	100%	2
BELLIN HOSPITAL			2	100%	2
COOK HOSPITAL AND CARE CENTER		1	1	50%	2
MIDDLE TENN MENTAL HEALTH INSTITUTE		2			2

COVID-19: testing by laboratory

Data through Mar 28, 2021 verified as of Mar 29, 2021 at 09:25 AM

Data in this report are provisional and subject to change.

The numbers in the table below represent the number of Florida and non-Florida residents for whom test results were received by the Department of Health. A person can be tested by more than one laboratory and can have both positive and negative results. **Therefore, the sum of the numbers in each column will be larger than the total number of people tested.**

Reporting lab	Inconclusive	Negative	Positive	Percent positive	Total
MID AMERICA CLINICAL LABS			2	100%	2
RENFREW CENTERS INC		2			2
Walgreens #12427		1	1	50%	2
TGH Brandon Healthplex Laboratory			2	100%	2
ADVENTHEALTH CENTRA CARE POINCIANA			2	100%	2
PUBLIX PHARMACY #1092		2			2
CVS MINUTE CLINIC #5836		2			2
UNIVERSITY OF MARYLAND MEDICAL CENTER			2	100%	2
CSS- TWELVE OAKS			2	100%	2
ATLANTIC DIAGNOSTICS			2	100%	2
CVS NM7242POCT ALBUQUERQUE		2			2
NORTON IMMEDIATE CARE CENTER - PRESTON			2	100%	2
CLEVELAND CLINIC IMAGING			2	100%	2
WESTMINSTER SUNCOAST			2	100%	2
CVS OH4499POCT LYNDHURST		2			2
SIMPLY HEALTHCARE AND WELLNESS CLINIC, PC			2	100%	2
RICHICHI FAMILY HEALTH			2	100%	2
OPTUM PRIMARY CARE		1	1	50%	2
Eugene J. Towbin Healthcare Center		2			2
Waycross Health and Rehabilitation		2			2
Iowa Veterans Home		2			2
CVS AZ5477POCT SURPRISE		2			2
MELBOURNE URGENT CARE			2	100%	2
REHOBOTH MCKINLEY CHRISTIAN HOSPITAL		2			2
GRACE HEALTHCARE OF LAKE WALES		1	1	50%	2
UNIVERSITY OF MIAMI SCCC RESEARCH LABORATORY			2	100%	2
VALUE DRUGS BRONXVILLE INC		2			2
John L. McClellan Memorial Veterans Hospital		2			2
INSPIRE HEALTHCARE CENTER			2	100%	2
STEWART ST ELIZABETH MEDICAL CENTER			2	100%	2
PLASMA MED RESEARCH DBA		2			2
SENECA HEALTH CARE CENTER		2			2
ST LUKES HOSPITAL			2	100%	2
ACKERMAN CANCER CENTER		2			2
DRR JMC URGENT CARE DONALD ROSS			2	100%	2
SOMA MEDICAL CENTER P.A. #4			2	100%	2
APPLECARE VALDOSTA			2	100%	2
CVS MI8091POCT FRASER		2			2
Durham VAMC		2			2
HAMILTON CHD		2			2
Good Samaritan Society Waukon		2			2
MINUTECLINIC DIAG OF IND, LLC #6250		2			2
CQUENTIA NGS, LLC			2	100%	2
RIDGEFIELD PEDIATRIC ASSOCIATES		2			2
ATHENS VETERINARY DIAGNOSTIC LABORATOR		2			2
MEDEXPRESS URGENT CARE - MARTINSVILLE		2			2
ST JOHN'S RIVERSIDE HOSPITAL		2			2

COVID-19: testing by laboratory

Data through Mar 28, 2021 verified as of Mar 29, 2021 at 09:25 AM

Data in this report are provisional and subject to change.

The numbers in the table below represent the number of Florida and non-Florida residents for whom test results were received by the Department of Health. A person can be tested by more than one laboratory and can have both positive and negative results. **Therefore, the sum of the numbers in each column will be larger than the total number of people tested.**

Reporting lab	Inconclusive	Negative	Positive	Percent positive	Total
The Friendly Home		2			2
BLACKBAG DIGITAL HEALTH LLC		2			2
OSF ST JOSEPH MEDICAL CENTER			2	100%	2
Kroger 477 - The Little Clinic Fort Mitchell		2			2
Stillwater Healthcare		2			2
AFC URGENT CARE GUNBARREL			2	100%	2
FASTCARE LLC			2	100%	2
CVS NC3514POCT STANLEY		2			2
PIEDMONT WALTON HOSPITAL		2			2
Kroger 550 - The Little Clinic Bellevue		2			2
CVS IL7017POCT BLOOMINGTON		2			2
LAB CORP OF AMER SAN DIEGO			2	100%	2
PM PEDIATRICS OF BAYSIDE, PLLC - RIVE		2			2
FLORIDA MEDICAL CLINIC RADIOLOGY DALE MABRY		2			2
NORTHWELL HEALTH			2	100%	2
PEDIATRICS IN NORTH FLORIDA PA			2	100%	2
COVANCE			2	100%	2
Eagle Health and Rehabilitation		2			2
COMPLETE HEALTH MEDICAL CENTER			2	100%	2
JRS LABORATORY			2	100%	2
OAKBRIDGE TERRACE AT SAE			2	100%	2
MEDPOST - NORTH DALLAS			2	100%	2
THE CLUB AT BOYNTON BEACH, LLC			2	100%	2
MC DIAGNOSTIC OF CONNECTICUT, PC #252		1	1	50%	2
IP BOISE 1		1	1	50%	2
APPLING NURSING & REHABILITATION PAVIL		2			2
Providence VAMC		2			2
Kroger 409 - The Little Clinic Hebron Marketplace		1	1	50%	2
Crowne Health Care of Mobile		2			2
WALGREENS #05477		2			2
CVS NH6596POCT HAMPTON		2			2
BAY CORRECTIONAL AND REHABILITATION FACILITY			2	100%	2
PENINSULA REGIONAL MED CTR LAB			2	100%	2
Robert Cranfield			2	100%	2
JACKSONVILLE VA OPC			2	100%	2
CLEAR LAKE REGIONAL MEDICAL CENTER			2	100%	2
MOUNT SINAI MEDICAL CENTER OF FLORIDA, INC			2	100%	2
MINUTECLINIC DIAG OF IND, LLC #6908		2			2
PROSPECT URGENT CARE			2	100%	2
COLONIAL VILLA GOOD SAMARITAN CENTER		2			2
WELL HEALTH LABS			2	100%	2
TMH EC NORTHEAST LABORATORY			2	100%	2
BEAUFORT MEMORIAL			2	100%	2
PALM CITY NURSING AND REHAB CENTER			2	100%	2
NEW YORK CITY CENTRAL COVID			2	100%	2
CVS OH4300POCT STRONGSVILLE		2			2
CVS OH4301POCT NORTHFIELD		2			2

COVID-19: testing by laboratory

Data through Mar 28, 2021 verified as of Mar 29, 2021 at 09:25 AM

Data in this report are provisional and subject to change.

The numbers in the table below represent the number of Florida and non-Florida residents for whom test results were received by the Department of Health. A person can be tested by more than one laboratory and can have both positive and negative results. **Therefore, the sum of the numbers in each column will be larger than the total number of people tested.**

Reporting lab	Inconclusive	Negative	Positive	Percent positive	Total
OAKMONT WEST- GREENVILLE SC		2			2
MEDICAL ASSOCIATES OF BREVARD DR S VYAS			2	100%	2
HAPPY KIDZ PEDIATRICS PL		1	1	50%	2
Delaware Court Healthcare Center		2			2
GOLISANO PEDIATRICS PORT CHARLOTTE HARBOR		2			2
NORTH MCALLEN PEDIATRIC CENTER			2	100%	2
EASTLAKE MEDICAL CENTER		2			2
GREEN POINT RX INC DBA ALTRU CHEMISTS		2			2
ARCPPOINT LABS OF ALTAMONTE SPRINGS			2	100%	2
MEDICAL ASSOCIATES OF BREVARD LLC		1	1	50%	2
DOCTORS MEDICAL CTR OF WALTON COUNTY			2	100%	2
CONCENTRA - PLANT CITY		2			2
UVA HEALTH SYSTEM MEDICAL LABORATORIES			2	100%	2
ASPIRUS RIVERVIEW HOSPITAL & CLINICS INC		1	1	50%	2
AUSTIN REGIONAL CLINIC MICROBIOLOGY LAB			2	100%	2
Huntington Health Care and Rehabilitation Center		2			2
JEFFERSON WASHINGTON TOWNSHIP HOSPITAL		2			2
MEDEXPRESS - WILMINGTON KIRKWOOD HIGHWAY		2			2
PUBLIC HEALTH LABORATORY	1		1	50%	2
UNITED MEMORIAL MEDICAL CENTER			2	100%	2
CARE ATC SUN HYDRAULICS TALLAVAST			2	100%	2
MEDERI CARETENDERS		1	1	50%	2
CVS MA1877POCT NORTON		2			2
SWEDISH COVENANT HOSPITAL			2	100%	2
ASCENSION ST MICHAEL'S HOSPITAL LAB		1	1	50%	2
Camellia Gardens		2			2
ILLINOIS DEPT OF PUBLIC HEALTH LABS			2	100%	2
Essex Center for Rehabilitation and Healthcare		2			2
CVS PA10825POCT PLYMOUTH MEETING		2			2
SANFORD REGIONAL HOSPITAL WORTHINGTON		2			2
VAULT MEDICAL SERVICES		1	1	50%	2
The Suites at Western Home Communities		2			2
CVS NJ2508POCT MANALAPAN		2			2
WELLSTAR COBB HOSPITAL		1	1	50%	2
SYLVAN NURSING			2	100%	2
ADVANCE FAMILY PRACTICE LLC			2	100%	2
ESCANDON DIAGNOSTIC CLINIC			2	100%	2
MEDEXPRESS URGENT CARE - MYLAN			2	100%	2
CVS NV5942POCT LAS VEGAS		2			2
MASSACHUSETTS DEPARTMENT OF HEALTH			2	100%	2
PARKRIDGE MEDICAL CENTER			2	100%	2
BAPTIST HOSPITAL OF MIAMI MCI BROWARD LABORATORY			2	100%	2
RIVERVIEW MEDICAL CLINIC		2			2
NORTHSIDE HOSPITAL DULUTH		1	1	50%	2
DASCENA LAB			2	100%	2
Iron County Medical Care Facility		2			2
BERGEN COUNTY SURGICAL AND ENDOSCOPY CENTER		2			2

COVID-19: testing by laboratory

Data through Mar 28, 2021 verified as of Mar 29, 2021 at 09:25 AM

Data in this report are provisional and subject to change.

The numbers in the table below represent the number of Florida and non-Florida residents for whom test results were received by the Department of Health. A person can be tested by more than one laboratory and can have both positive and negative results. **Therefore, the sum of the numbers in each column will be larger than the total number of people tested.**

Reporting lab	Inconclusive	Negative	Positive	Percent positive	Total
SHERIDAN AT HOBE SOUND, THE			2	100%	2
TMH REHABILITATION CENTER		2			2
WISCONSIN STATE LABORATORY OF HYGIENE		1	1	50%	2
GILA REGIONAL MEDICAL CENTER		2			2
RIGHT AT HOME			2	100%	2
PHOEBE PUTNEY MEMORIAL HOSPITAL		2			2
SPECTRA EAST INC		1	1	50%	2
NATIONAL JEWISH HEALTH			2	100%	2
METROHEALTH SYSTEM			2	100%	2
MEDEXPRESS URGENT CARE - LINCOLN VILLA		2			2
Kroger 619 - The Little Clinic Hendersonville Indian Lake		2			2
CROSSTOWN PHARMACY		2			2
ST. VINCENT HOSPITAL			2	100%	2
NORTH MANATEE HEALTH CARE CENTER			2	100%	2
ATVIVO LLC		2			2
PRECISION CLINICAL RESEARCH			2	100%	2
SOUTHEAST GEORGIA HEALTH SYSTEM			2	100%	2
MINUTECLINIC DIAGNOSTIC PA #7110		2			2
MEMORIAL HOSPITAL WEST			2	100%	2
SOUTH BAY CORRECTIONAL FACILITY			2	100%	2
JASPER MEMORIAL HOSPITAL		1	1	50%	2
FLORIDA MEDICAL CENTER OF CLEARWATER		2			2
BAPTIST HOSPITAL LABORATORY			2	100%	2
SMITH NORTHVIEW HOSPITAL LAB			2	100%	2
Hackensack Univ Medical Center At Pasc		1	1	50%	2
MINUTECLINIC DIAGNOSTIC OF KANSAS, PC		2			2
CONWAY MEDICAL CENTER			2	100%	2
GASTROENTEROLOGY ASSOCIATES			2	100%	2
FLAGLER PROFESSIONAL HEALTH CAE SERVICES INC		2			2
NEW BRIDGE MEDICAL CENTER		2			2
HEALTH EXPRESS URGENT CARE			2	100%	2
FKC AMELIA ISLAND DIALYSIS			2	100%	2
NORTHWEST MEDICAL CENTER LABORATORY		2			2
SPECIALTY LABORATORIES			2	100%	2
FLORIDA MEDICAL CLINIC CARDIOLOGY-ZH			2	100%	2
MARYWOOD NURSING CARE CENTER		2			2
JORDAN VALLEY MEDICAL CENTER			2	100%	2
Walgreens #10207		2			2
LAKEVIEW HEALTH CARE SYSTEM LLC			2	100%	2
HEALTH GROUP CENTER INC			2	100%	2
ST. MARY'S MEDICAL CENTER EVANSVILLE, INC			2	100%	2
DEKALB MEDICAL CENTER LABORATORY			2	100%	2
JMC TALLAHASSEE, LLC			2	100%	2
ST. JOSEPH REGIONAL MEDICAL CENTER			2	100%	2
SPRINGS MEDICAL LAB		1	1	50%	2
Kroger 549 - The Little Clinic Clinton Highway		2			2
RURAL/METRO MIDSOUTH,		2			2

COVID-19: testing by laboratory

Data through Mar 28, 2021 verified as of Mar 29, 2021 at 09:25 AM

Data in this report are provisional and subject to change.

The numbers in the table below represent the number of Florida and non-Florida residents for whom test results were received by the Department of Health. A person can be tested by more than one laboratory and can have both positive and negative results. **Therefore, the sum of the numbers in each column will be larger than the total number of people tested.**

Reporting lab	Inconclusive	Negative	Positive	Percent positive	Total
SHELBYVILLE HOSPITAL COMPANY		2			2
Cooperstown Center for Nursing and Rehabilitation		2			2
U OF MIAMI MILLER SCHOOL OF MEDICINE			2	100%	2
FLORIDA CLINICAL LABORATORY INC			2	100%	2
GINKGO-IXLAYER		2			2
TEQUESTA FAMILY MEDICAL CENTER LLC			2	100%	2
LABRADOR PRIMARY CARE CENTER			2	100%	2
VISTACARE PHARMACY I		2			2
FLORIDA PRIMARY CARE CENTER PA		2			2
AZALEA HEALTH AND REHABILITATION		2			2
Church Creek SNF			2	100%	2
SARASOTA MEMORIAL MEDICAL URGENT CARE CENTER			2	100%	2
AdventHealth Care Center Orlando North			2	100%	2
DESERT HOSPITAL/CPHU CLINICAL LABORATORY			2	100%	2
NORTH OKALOOSA PHYSICIAN GRP - WALK IN CLINIC			2	100%	2
TENNESSEE VALLEY HCS			2	100%	2
MAINE CENTER FOR DISEASE CONTROL AND PREVENTION			2	100%	2
VETERANS AFFAIRS MEDICAL CENTER - GREATER LOS ANGELES			2	100%	2
Walgreens #19019		2			2
NATHAN LITTAUER HOSPITAL LAB		2			2
CVS PA4000POCT INDIANA		2			2
FEDERAL CORRECTIONAL INSTITUTION MARIANNA			2	100%	2
UT AUSTIN UNIVERSITY HEALTH SERVICES			2	100%	2
JOHN D. ARCHBOLD MEM. HOSPITAL			2	100%	2
MD NOW URGENT CARE MEDICAL CENTERS INC			2	100%	2
SOUTHERN TENNESSEE MEDICAL CENTER			2	100%	2
CONCENTRA - ORLANDO SOUTH II		2			2
MARLBORO URGENT CARE		2			2
Kroger 519 - The Little Clinic Georgesville Square		2			2
CONEMAUGH MEMORIAL MEDICAL CENTER		2			2
CHESTERFIELD HEALTHCARE GROUP, INC		2			2
BOND COMMUNITY HEALTH CENTER			2	100%	2
WillowBrooke Court at Southampton Estates		2			2
INTERNAL MEDICINE ASSOCIATES-DUNELLON			2	100%	2
ADVENTHEALTH IMAGING PARTIN SETTLEMENT			2	100%	2
PM PEDIATRICS OF BAYSIDE, PLLC - MANHASSET		2			2
Colonial Manor Nursing and Rehabilitation Center		2			2
OCALA REGIONAL KIDNEY CENTER-WEST			2	100%	2
Mitchell Hollingsworth Nursing and Rehab		2			2
MINUTE CLINIC DIAGNOSTIC OF KANSAS PA		2			2
BMC/JACSONVILLE		1	1	50%	2
POINT OF CARE PRIVATE HEALTH MANAGEMENT			2	100%	2
WALK IN MEDICAL URGENT CARE PC		2			2
BROOKDALE ALTAMONTE SPRINGS			2	100%	2
MD NOW URGENT CARE CENTER INC.			2	100%	2
RCA LABORATORY SERVICES LLC			2	100%	2
JULIE STAATS DO		2			2

COVID-19: testing by laboratory

Data through Mar 28, 2021 verified as of Mar 29, 2021 at 09:25 AM

Data in this report are provisional and subject to change.

The numbers in the table below represent the number of Florida and non-Florida residents for whom test results were received by the Department of Health. A person can be tested by more than one laboratory and can have both positive and negative results. **Therefore, the sum of the numbers in each column will be larger than the total number of people tested.**

Reporting lab	Inconclusive	Negative	Positive	Percent positive	Total
TRINITY DIALYSIS			2	100%	2
SOUTHSIDE FAMILY MEDICAL		2			2
MEDLOGIC, LLC		2			2
CHILDREN'S MEDICAL CENTER-EAST ORLANDO			2	100%	2
NEMOURS CHILDRENS PRIMARY CARE			2	100%	2
MEDEXPRESS URGENT CARE - SOUTH CHARLESTON		2			2
VENETIAN GARDENS		2			2
BIOMAT USA			2	100%	2
DEER'S HEAD CENTER		2			2
IN & OUT URGENT CARE METAIRIE			2	100%	2
BUFFALO CROSSINGS HEALTHCARE AND REHABILITATION CENTER			2	100%	2
HAMILTON COUNTY HEALTH DEPARTMENT		2			2
HPH HOME CARE		1	1	50%	2
HCA HOUSTON ER 24/7			2	100%	2
VALLEY BAPTIST MEDICAL CENTER: BROWNSVILLE			2	100%	2
BROOKSVILLE DIALYSIS			2	100%	2
LIFETIME FAMILY URGENT CARE			2	100%	2
GEISINGER MEDICAL CENTER		2			2
HAILE MEDICAL GROUP PA		2			2
CVS MA969POCT PALMER		2			2
Green Mountain Nursing and Rehabilitation		2			2
EXPRESS CARE OF THE SHOALS		1	1	50%	2
SPRINGFIELD HOSPITAL LABORATORY			2	100%	2
LEHIGH MEDICAL AND RESEARCH CENTER, INC			2	100%	2
VITAL CARE CLINIC, LLC			2	100%	2
AMEDISYS HOME HEALTH OF GREENVILLE			2	100%	2
PM PEDIATRICS OF SELDEN, PLLC		2			2
BRANDYWYNE HEALTH CARE CENTER			2	100%	2
CROSSROADS			2	100%	2
CVS AZ33POCT TEMPE		2			2
DOCTOR'S IN-HOUSE LAB/COMMUNITY HEALTH CENTERS OF PINELLAS – JOHNNIE R			2	100%	2
STARR COUNTY MEMORIAL HOSPITAL			2	100%	2
GALEN BAYLOR EXTENSION		2			2
WALGREENS NO 10512		1	1	50%	2
Kroger 686 - The Little Clinic Farragut		2			2
SOWAL HEALTH & DRUG			2	100%	2
MIDDLEBURG PEDIATRICS			2	100%	2
FLORIDA COMMUNITY HEALTH CENTERS, INC.			2	100%	2
SOUTH TAMPA AFTER HOURS CLINIC			2	100%	2
BAYLOR COLLEGE OF MEDICINE			2	100%	2
COUNTRY COTTAGE		2			2
ASCENSION ST VINCENT'S RIVERSIDE			2	100%	2
SOMA MEDICAL CENTER PA #3 GREENACRES			2	100%	2
DOCTORS CARE OF PALM COAST			2	100%	2
BENEVA LAKES ASSISTED LIVING CENTER			2	100%	2
MARCO ISLAND HOSPITAL INC D/B/A		1	1	50%	2
ADVENTHEALTH MEDICAL GROUP INTERNAL MEDICINE		2			2

COVID-19: testing by laboratory

Data through Mar 28, 2021 verified as of Mar 29, 2021 at 09:25 AM

Data in this report are provisional and subject to change.

The numbers in the table below represent the number of Florida and non-Florida residents for whom test results were received by the Department of Health. A person can be tested by more than one laboratory and can have both positive and negative results. **Therefore, the sum of the numbers in each column will be larger than the total number of people tested.**

Reporting lab	Inconclusive	Negative	Positive	Percent positive	Total
NEW YORK PSYCHIATRIC INSTITUTE		2			2
CVS OH6185POCT PICKERINGTON		2			2
PruittHealth Lakehaven		2			2
CEDARS-SINAI MEDICAL CENTER			2	100%	2
Life Care Center of Elyria		2			2
GRANDVIEW COLLEGE STUDENT HEALTH CENTE		2			2
FIRST CHOICE MEDICAL PC			2	100%	2
INSPIRIT SENIOR LIVING			2	100%	2
Kroger 672 - The Little Clinic Bill Kennedy & Glenwood		2			2
MEDEXPRESS URGEN CARE - EAST BRUNSWICK		2			2
AHC Forest cove		2			2
Cortland Acres Association		2			2
PEACE RIVER MEDICAL CENTER		2			2
DOCTORS HOSPITAL OF AUGUSTA		2			2
SOUTHEASTERN INSTITUTE OF RESTORATIVE MEDICINE		1	1	50%	2
ANDERSON COUNTY HOSPITAL			2	100%	2
Kroger 777 - The Little Clinic Shelbyville		1	1	50%	2
EVENING PEDIATRICS INC		1	1	50%	2
Holiday Retirement Home			2	100%	2
CVS KY2332POCT GEORGETOWN		1	1	50%	2
107TH PLACE GROUP HOME		2			2
CVS OH5457POCT POWELL		2			2
PARKLAND HEALTH & HOSPITAL			2	100%	2
Covington Care Nursing and Rehabilitation		2			2
MEMORIAL HOSPITAL OF CARBONDALE			2	100%	2
UPS			2	100%	2
CVS TX7603POCT SAGINAW		2			2
STARR CITY OF ROMA COMMUNITY CENTER			2	100%	2
GOLDSTEIN			2	100%	2
FL DEPT OF HEALTH MARION COUNTY MOBILE HEALTH UNIT			2	100%	2
MONICE DR.			2	100%	2
NOVA SOUTHEASTERN UNIVERSITY - STUDENT MEDICAL CTR			2	100%	2
ELMHURST MEMORIAL HOSPITAL			2	100%	2
University Center East			2	100%	2
MEDEXPRESS URGENT CARE-MT PLEASANT		1	1	50%	2
CANDLER HOSPITAL PATHOLOGY LABORATORY		2			2
MEDEXPRESS URGENT CARE - WICHITA, N MAIZE RD		1	1	50%	2
MEDEXPRESS URGENT CARE - WEXFORD		2			2
MID-FLORIDA HEMATOLOGY AND ONCOLOGY CENTERS		2			2
BOCA RATON REGIONAL HOSPITAL INC			2	100%	2
New Jersey Aim At Smg		2			2
RAJ K PAI MD PA			2	100%	2
MEDEXPRESS URGENT CARE - WOODBURY			2	100%	2
Alden Des Plaines			2	100%	2
CVS AZ5892POCT LAVEEN		2			2
FLORIDA KEYS PED & ADOLES CTR			2	100%	2
EASTERN NIAGARA HOSPITAL		2			2

COVID-19: testing by laboratory

Data through Mar 28, 2021 verified as of Mar 29, 2021 at 09:25 AM

Data in this report are provisional and subject to change.

The numbers in the table below represent the number of Florida and non-Florida residents for whom test results were received by the Department of Health. A person can be tested by more than one laboratory and can have both positive and negative results. **Therefore, the sum of the numbers in each column will be larger than the total number of people tested.**

Reporting lab	Inconclusive	Negative	Positive	Percent positive	Total
DNA DIAGNOSTICS CENTER		2			2
DR. G'S URGENT CARE			2	100%	2
SOUTH DAKOTA DEPARTMENT OF HEALTH		2			2
MEDRITE MEDICAL CARE PC		2			2
FRASER MEMORIAL HOSPITAL		1	1	50%	2
CITY OF NEW YORK DEPARTMENT OF HEALTH			2	100%	2
Absolut Care at Three Rivers		2			2
LINIL VISITING NURSES, INC		2			2
CLINICAL REFERENCE LABORATORY, INC		2			2
MC MEDICAL			2	100%	2
CATSKILL REGIONAL MEDICAL CENTER		2			2
UTMB PATHOLOGY CLINICAL SERVICES LABORATORY			2	100%	2
Advanced Rehabilitation and Healthcare of Wichita Falls		2			2
Kroger 096 - The Little Clinic Orchard and Holly		2			2
CVS AZ9290POCT PHOENIX		2			2
The Grand Rehabilitation & Nursing Utica		2			2
AHC PARIS		2			2
PINELLAS CHD - CLEARWATER		1	1	50%	2
WURLAND NURSING AND REHABILITATION, L		2			2
LILY PHARMACY		2			2
FLORIDA DEPARTMENT OF HEALTH IN ESCAMBIA COUNTY		1	1	50%	2
SUMMERFIELD RETIREMENT LIVING, INC			2	100%	2
BAYLOR SCOTT & WHITE COMPREHENSIVE WOUND			2	100%	2
QUEST DIAGNOSTICS INCORPORATED			2	100%	2
BROOKDALE PALM BEACH GARDENS			2	100%	2
UPSON REGIONAL MEDICAL CENTER		1	1	50%	2
Edward Hines, Jr. VA Hospital		2			2
PHOEBE BERKS HEALTH CARE CENTER		2			2
Manor Care-Kingston Court of York PA, LLC		2			2
HOCHBERG LOWER SCHOOL		2			2
MINERS COLFAX MEDICAL CENTER		2			2
COLUMBIA COTTAGE		2			2
KANSAS CITY VA MEDICAL CENTER			2	100%	2
AYASS BIOSCIENCE LLC			2	100%	2
MAYO CLINIC GROUP PRACTICE LABORATORY			2	100%	2
ManorCare Rehab Center of Marietta		2			2
Virginia Gay Nursing and Rehab		2			2
Cedar Valley Nursing & Rehab Center		2			2
Beth Sholom Home of Eastern Virginia		1	1	50%	2
MEDEXPRESS URGENT CARE-BLOOMFIELD AVEN		2			2
Kroger 400 - The Little Clinic Hartley Bridge Rd		1	1	50%	2
COASTAL MEDICAL LAB			2	100%	2
MEMORIAL HERMANN			2	100%	2
PATIENT FIRST MEDICAL CENTER-CARYTOWN			2	100%	2
Bedford Care Center of Hattiesburg		2			2
CRUC CMCH-COVID-19		2			2
NAVAL MEDICAL CENTER			2	100%	2

COVID-19: testing by laboratory

Data through Mar 28, 2021 verified as of Mar 29, 2021 at 09:25 AM

Data in this report are provisional and subject to change.

The numbers in the table below represent the number of Florida and non-Florida residents for whom test results were received by the Department of Health. A person can be tested by more than one laboratory and can have both positive and negative results. **Therefore, the sum of the numbers in each column will be larger than the total number of people tested.**

Reporting lab	Inconclusive	Negative	Positive	Percent positive	Total
ACN PHYSICIANS GROUP CORP			2	100%	2
EDGEWATER RETIREMENT MANOR			2	100%	2
ADVENTHEALTH EAST ORLANDO EMPLOYEE CLINIC		2			2
Crowne Health Care of Greenville		2			2
CVS IL2788POCT BUFFALO GROVE		2			2
MAJESTIC OAKS			2	100%	2
SUMMIT URGENT CARE PS			2	100%	2
MEDEXPRESS URGENT CARE - BROOKHAVEN		2			2
PALM BEACH DIABETES & ENDOCRINE SPECIALISTS PA			2	100%	2
KR AT COLLEGE HARBOR		2			2
MINUTECLINIC DIAGNOSTIC OF NEVADA-9586		1	1	50%	2
CARESPOT URGENT CARE		1	1	50%	2
LACORP		1	1	50%	2
Kroger 412 - The Little Clinic Oxford		2			2
Lynwood		2			2
NEW GEN LABS			2	100%	2
Oakmont of Katy Nursing and Rehabilitation		2			2
CARELINE PHARMACY AND HEALTHCARE SERVICES		1	1	50%	2
HOME ACCESS HEALTH			2	100%	2
MINUTECLINIC DIAGNOSTIC OF OHIO #6192		2			2
MEDICAL CENTER, THE		2			2
MEMORIAL HERMANN HOSPITAL			2	100%	2
MEMORIAL HEALTH SYSTEM		1	1	50%	2
YOUTH AND YOU, INC		2			2
WHITESANDS OUTPATIENT TREATMENT		2			2
KJ MEDICAL PRACTICE PC		2			2
PIEDMONT HENRY HOSPITAL, INC		2			2
GOUVERNEUR HOSPITAL LABORATORY		2			2
CROSSROADS URGENT CARE DBA URGENT TEA		2			2
GOOD SAMARITAN HOSPITAL		1	1	50%	2
OAKMONT EAST- GREENVILLE SC, LLC		2			2
JUPITER PEDIATRIC ASSOCIATES, PA		1	1	50%	2
GERM BUSTERS 911 LLC			2	100%	2
LEXINGTON PLACE			2	100%	2
KIDSVILLE PEDIATRICS IV PA		1	1	50%	2
OSF SAINT FRANCIS MEDICAL CENTER			2	100%	2
AL MANI HEALTH INSTUTUTE		2			2
STAGES OF LIFE MEDICAL INSTITUTE			2	100%	2
STUDENT HEALTH SERVICES			2	100%	2
EXPRESS PHARMACY INC		1	1	50%	2
NYU LANGONE HUNTINGTON MEDICAL GROUP		2			2
MINUTECLINIC DIAGNOSTIC MEDICAL		2			2
ACCESS LABORATORIES LLC			2	100%	2
NORTH COUNTRY FAMILY HEALTH CENTER INC		2			2
MEDEXPRESS URGENT CARE - BENTON		2			2
WOMENS CARE FLORIDA LLC-LABORATORY		2			2
MAGNOLIA ADULT, LLC			2	100%	2

COVID-19: testing by laboratory

Data through Mar 28, 2021 verified as of Mar 29, 2021 at 09:25 AM

Data in this report are provisional and subject to change.

The numbers in the table below represent the number of Florida and non-Florida residents for whom test results were received by the Department of Health. A person can be tested by more than one laboratory and can have both positive and negative results. **Therefore, the sum of the numbers in each column will be larger than the total number of people tested.**

Reporting lab	Inconclusive	Negative	Positive	Percent positive	Total
FLORIDA DEPARTMENT OF HEALTH IN LEE COUNTY		1	1	50%	2
MERCY HEALTH LAB		1	1	50%	2
LIFT HEALTH		2			2
TENNESSEE DEPARTMENT OF HEALTH (TDH) - REGIONAL LABORATORY			2	100%	2
Imboden Creek Living Center		2			2
RAINY LAKE MEDICAL CENTER			2	100%	2
Good Samaritan Society-Blackduck		1	1	50%	2
SIMMONS			2	100%	2
PINARD HOME HEALTH SERVICES INC			2	100%	2
GARDENS PEDIATRICS			2	100%	2
Medilodge of Monroe		2			2
SUNCOAST BLOOD BANK			2	100%	2
PREMIER PEDIATRICS LLC			2	100%	2
CITRUS HEALTH NETWORK INC			2	100%	2
DELRAY BEACH HEALTH DEPT LAB			2	100%	2
LOWELL GENERAL HOSPITAL			2	100%	2
GEORGIA HEART CENTER (MSC 53), NAVICEN		2			2
US LABS		2			2
OAKMONT OF UNION SC, LLC		2			2
CVS MA41POCT TAUNTON		2			2
THE RIM URGENT CARE			2	100%	2
MARTIN MEDICAL CENTER INC		1	1	50%	2
CVS MN663POCT APPLE VALLEY		2			2
CARINGPLUS HOMECARE LLC		1	1	50%	2
RAPID MEDLAB (004MO)		2			2
CVS IL8750POCT CHICAGO		1	1	50%	2
87TH MEDICAL GROUP – MCGUIRE AMBULATORY CARE FACILITY		2			2
CARENOW LENEXA			2	100%	2
CVS MA137POCT QUINCY		2			2
MEMORIAL SLOAN KETTERING CANCER CENTER		1	1	50%	2
St. Luke's Care Center		2			2
CHRISTUS SPOHN HOSPITAL			2	100%	2
HOLY FAMILY MEDICAL CENTER		1	1	50%	2
HANOVER ENDOSCOPY CENTER		2			2
Hartwell Health and Rehabilitation		2			2
BAYCARE OUTREACH LAB			2	100%	2
POPLAR HEALTHCARE			2	100%	2
DEBORAH HEART AND LUNG CENTER		2			2
STATCARE URGENT AND WALK-IN			2	100%	2
PHYSICIANS PREMIER			2	100%	2
USCG ABBOTT BINAXNOW		1	1	50%	2
INTEGRITY CLINICAL RESEARCH CENTER INC		1	1	50%	2
HOUSTON HEALTH DEPARTMENT - BUREAU OF LABORATORY SERVICES			2	100%	2
Macon Valley Nursing and Rehabilitation Center		2			2
ST JOSEPH'S HOSPITAL INC			2	100%	2
NEIGHBORCARE PHARMACY SERVICES		2			2
BLOSSOMS ASSISTED LIVING 1 LLC			2	100%	2

COVID-19: testing by laboratory

Data through Mar 28, 2021 verified as of Mar 29, 2021 at 09:25 AM

Data in this report are provisional and subject to change.

The numbers in the table below represent the number of Florida and non-Florida residents for whom test results were received by the Department of Health. A person can be tested by more than one laboratory and can have both positive and negative results. **Therefore, the sum of the numbers in each column will be larger than the total number of people tested.**

Reporting lab	Inconclusive	Negative	Positive	Percent positive	Total
Kroger 130 - The Little Clinic Colorado Springs		2			2
ADVENTHEALTH MEDICAL GROUP FAMILY AND INTERNAL		1	1	50%	2
A+ URGENT/PRIMARY CARE			2	100%	2
WillowBrooke Court at Westminster Village		2			2
VA OUTPATIENT PHARMACY			2	100%	2
SENDER RETREAT ADULT DAY CARE CENTERS			2	100%	2
FLORIDA MEDICAL CLINIC IM LUTz			2	100%	2
LAWRENCE GENERAL HOSPITAL			2	100%	2
THE WINDSOR ORTEGA		2			2
WISE HEALTH SYSTEM		1	1	50%	2
CVS SC7567POCT BOILING SPRINGS		1	1	50%	2
CPL LABS			2	100%	2
CVS PA7132POCT THORNDALE		2			2
MEDEXPRESS URGENT CARE, HANOVER		2			2
Beecher Manor Nursing and Rehabilitation Center		2			2
CLEVELAND CLINIC FLORIDA LABORATORY			2	100%	2
Kroger 426 - The Little Clinic Suwanee		2			2
Kroger 101 - The Little Clinic Hill Top		2			2
CITRUS DERMATOLOGY			2	100%	2
AMICUS MEDICAL CENTER LLC			2	100%	2
TLC MEDICAL			2	100%	2
Kroger 687 - The Little Clinic Sugar Hill		1	1	50%	2
VOLUNTEERS OF AMERICA OF FLORIDA			2	100%	2
MEDEXPRESS URGENT CARE - EWING		2			2
KEATING SPORTS CENTER		2			2
OUR LADY OF THE LAKE REGIONAL MEDICAL CENTER			2	100%	2
PRIMACARE MEDICAL LAKEWOOD			2	100%	2
MEDEXPRESS URGENT CARE-SELINSGROVE		2			2
HARRINGTON PARK HEALTH AND REHAB		2			2
Great Lakes Health Center			2	100%	2
RHODE ISLAND DEPARTMENT OF HEALTH LABORATORIES			2	100%	2
INN AT LAPOSADA,THE			2	100%	2
MEDEXPRESS URGENT CARE - OMAHA N 72 ST		2			2
CVS NH2257POCT MANCHESTER		2			2
NIAGARA APOTHECARY INC		2			2
AMERICAN MEDICAL LABORATORIES			2	100%	2
Alden Terrace of McHenry			2	100%	2
MOBILE HEALTH LABS LLC			2	100%	2
BUCKINGHAM PAVILION INC		2			2
CREATIVE HEALTH CENTER			2	100%	2
NEXTCARE WYOMING LLC			2	100%	2
Avanti Wellness and Rehab			2	100%	2
ROUTE 16 PHARMACY LLC DBA HOLLAND PHAR		2			2
EASTSIDE MEDICAL CENTER		2			2
UNIVERSITY OF MISSOURI HEALTH CARE			2	100%	2
Workmens Circle Multicare Center		2			2
PALMETTO FAMILY HEALTH CENTER			2	100%	2

COVID-19: testing by laboratory

Data through Mar 28, 2021 verified as of Mar 29, 2021 at 09:25 AM

Data in this report are provisional and subject to change.

The numbers in the table below represent the number of Florida and non-Florida residents for whom test results were received by the Department of Health. A person can be tested by more than one laboratory and can have both positive and negative results. **Therefore, the sum of the numbers in each column will be larger than the total number of people tested.**

Reporting lab	Inconclusive	Negative	Positive	Percent positive	Total
PENSACOLA MEDICAL CLINIC LLC			2	100%	2
Warren Center for Rehabilitation and Nursing		2			2
441 URGENT CARE-MULBERRY			2	100%	2
LABTOX LABORATORIES			2	100%	2
SAWGRASS PEDIATRIC PARTNERS LLC			2	100%	2
VA Greater LA HCS-Santa Maria OPC			2	100%	2
TEXAS HEALTH CARE			2	100%	2
MERCY CONVENIENT CARE			2	100%	2
CATHOLIC HEALTH LABORATORY SERVICES		2			2
Lake Charles Healthcare LLC dba Landmark Lake Charles			2	100%	2
EXPRESS CARE WALK-IN CLINIC			2	100%	2
MEDEXPRESS URGENT CARE-SALINA, S 9TH ST		2			2
MEDEXPRESS URGENT CARE - RUNNEMEDE		1	1	50%	2
Henry County Health and Rehabilitation		2			2
UHEALTH CORAL SPRINGS			2	100%	2
BOSTON PUBLIC HEALTH COMMISSION			2	100%	2
VAULT HEALTH			2	100%	2
HEALTH PARTNERS REGIONAL HOSPITAL			2	100%	2
PALM WEST INTERNIST PA			2	100%	2
Heartland Healthcare Center Boca Raton			2	100%	2
PALMS OF FT MYERS,THE			2	100%	2
DELRAY BEACH HEALTH CENTER			2	100%	2
Oak Creek Terrace		2			2
WALGREENS #13605		2			2
FLORIDA MEDICAL CLINIC, LLC			2	100%	2
VILLAGES HEALTH SYSTEM, LLC, THE			2	100%	2
MED-LAKE LABORATORY, LLC			2	100%	2
Jacob's Creek Nursing and Rehabilitation Center		2			2
POMERENE HOSPITAL			2	100%	2
CORTLAND PARK REHABILITATION AND NURSING CENTER		1	1	50%	2
RUST MEDICAL CENTER		2			2
LONG, SARAH		1	1	50%	2
HOPE HEALTH & WELLNESS		2			2
Kroger 328 - The Little Clinic Henderson Road		2			2
URGENT CARE AND SURGERY CENTER			2	100%	2
BAPTIST HOSPITAL PRIMARY CARE GULF BREEZE			2	100%	2
AFC URGENT CARE CLEVELAND			2	100%	2
MEDEXPRESS URGENT CARE - SPRINGDALE, S 40TH STREET		2			2
Kroger 127 - The Little Clinic Lakewood-Alameda		2			2
Tidelands Health Rehabilitation Hospital			2	100%	2
WEST COAST PEDIATRICS			2	100%	2
JACKSON LABORATORY OF GENOMIC MEDICINE		2			2
CVS OH3980POCT KENT		2			2
WyndRidge Health & Rehabilitation		2			2
PRIMARY CARE SERVICES AT EDGEWATER		2			2
CVS M08581POCT BLUE SPRINGS		1	1	50%	2
Kroger 745 - The Little Clinic Somerset		2			2

COVID-19: testing by laboratory

Data through Mar 28, 2021 verified as of Mar 29, 2021 at 09:25 AM

Data in this report are provisional and subject to change.

The numbers in the table below represent the number of Florida and non-Florida residents for whom test results were received by the Department of Health. A person can be tested by more than one laboratory and can have both positive and negative results. **Therefore, the sum of the numbers in each column will be larger than the total number of people tested.**

Reporting lab	Inconclusive	Negative	Positive	Percent positive	Total
PALM COAST DIALYSIS		2			2
MOORE CLINICAL RESEARCH INC			2	100%	2
INSTANT MEDICAL CARE CENTER		1	1	50%	2
ACCESS MEDICAL GROUP OF TAMPA II, INC		2			2
CHI MEMORIAL PRIMARY CARE ASSOCIATES-A		2			2
SUNNYSIDE MANOR		2			2
CVS IN6559POCT AVON		2			2
EASTSIDE SPORTS COMPLEX			2	100%	2
WALKONCLINIC			2	100%	2
TULANE MEDICAL CENTER			2	100%	2
MARCO ISLAND MEDICAL CENTER			2	100%	2
MY PHARMACY			2	100%	2
VA SALT LAKE CITY HCS		2			2
Kroger 020 - The Little Clinic Wheat Ridge		2			2
Garden Isle Healthcare and Rehabilitation Center		2			2
KIVA AT MOUNT DORA			2	100%	2
SHELL POINT HOME HEALTH			2	100%	2
MAURY REGIONAL MEDICAL CENTER		2			2
NORTHSIDE FAMILY MEDICINE AND URGENT CARE (CUMMING)		2			2
NORTHSIDE HOSPITAL D/B/A ARTHRITIS		2			2
Buena Vista Care Center		2			2
MEDEXPRESS URGENT CARE-WILKINS TOWNSHIP, WILLIAM PENN HIGHWAY		2			2
PANCARE HEALTH - SNEADS ELEMENTARY			2	100%	2
RDX BIOSCIENCE INC			2	100%	2
HAWAII DEPARTMENT OF HEALTH			2	100%	2
LAKE BALDWIN			2	100%	2
Walgreens #9890		2			2
DEPT OF HEALTH			2	100%	2
CENTRAL FLORIDA FAMILY HEALTH CENTER		2			2
COX HEALTH SOUTH LAB		1	1	50%	2
ST JOSEPHS HOSPITAL PATHOLOGY LAB		2			2
EXPRESSCARE URGENT CARE CENTER			2	100%	2
DUKE HEALTH REGIONAL HOSPITAL			2	100%	2
FLORIDA MENTOR FAULKNER GROUP HOME			2	100%	2
LAKE SUCCESS EXTENDED CARE		2			2
IN AND OUT URGENT CARE			2	100%	2
CVS TX7675POCT RED OAK			2	100%	2
RENE F CEDENO DMD PA		2			2
UHEALTH CARDIOLOGY			2	100%	2
BAYSTATE MEDICAL CENTER		1	1	50%	2
REGIONS HOSPITAL LABORATORY			2	100%	2
TRUE HEALTH INC			2	100%	2
HELEN HAYES HOSPITAL LABORATORY		2			2
UWMC MONTLAKE DEPT OF LAB MED			2	100%	2
ROYAL CARE MEDICAL CENTER			2	100%	2
HOLY TRINITY PHARMACY LLC		2			2
MIAMI DADE MEDICAL RESEARCH INSTITUTE			2	100%	2

COVID-19: testing by laboratory

Data through Mar 28, 2021 verified as of Mar 29, 2021 at 09:25 AM

Data in this report are provisional and subject to change.

The numbers in the table below represent the number of Florida and non-Florida residents for whom test results were received by the Department of Health. A person can be tested by more than one laboratory and can have both positive and negative results. **Therefore, the sum of the numbers in each column will be larger than the total number of people tested.**

Reporting lab	Inconclusive	Negative	Positive	Percent positive	Total
CHNJ		2			2
MAWD PATHOLOGY GROUP			2	100%	2
INTERMOUNTAIN MEDICAL CENTER			2	100%	2
SYNEOS HEALTH			2	100%	2
STUART SURGERY CENTER, LLC			2	100%	2
SANTA ROSA COUNTY HEALTH DEPARTMENT			2	100%	2
CVS CA9497POCT IRVINE		2			2
CVS IN6572POCT INDIANAPOLIS		2			2
SCIENTIFIC LABORATORY COMPANY		2			2
BIRMINGHAM INTERNAL MEDICINE ASSOCIATE		1	1	50%	2
MORRISTOWN MEMORIAL HOSPITAL		2			2
ADVANCED MEDICAL OF FLORIDA			2	100%	2
PT&J REHAB LLC		1	1	50%	2
VIRGINIA DEPT OF HEALTH OFFICE OF EPIDEMIOLOGY			2	100%	2
JBSA-SAM HOUSTON			2	100%	2
JUST BELIEVE RECOVERY CENTER			2	100%	2
CVS AZ7263POCT PHOENIX		2			2
DAYTON CHILDRENS HOSPITAL LAB			2	100%	2
THE FOUNTAIN AT BOCA CIEGA BAY		2			2
GULF COAST MEDICAL CENTER RESPIRATORY CARE			2	100%	2
HOME CARE PHARMACY OF PALM COAST INC		2			2
PALM BEACH DIGESTIVE ASSOCIATES			2	100%	2
SACRED HEART HOSPITAL ON THE EMERALD			2	100%	2
SHORE MEDICAL CENTER		2			2
NEBRASKA MEDICAL CENTER			2	100%	2
Jackson Health Care Facility			2	100%	2
MEDEXPRESS URGENT CARE - BRIDGEVILLE		2			2
MINUTECLINIC DIAGNOSTIC, PA #10252		2			2
BAYCARE LABORATORIES			2	100%	2
SOUTHERN SURGICAL ARTS		2			2
SPRING HILL REGIONAL HOSPITAL			2	100%	2
BAPTIST HOSPITAL INTERNAL MEDICINE GULF BREEZE			2	100%	2
Crestwood Nursing Center		1	1	50%	2
NORTHSIDE FAMILY MEDICINE AND URGENT CARE (HOLLY SPRINGS)		2			2
VA CBOC			2	100%	2
DOWN HOME MEDICAL			2	100%	2
KEY WEST HMA PHYSICIAN MANAGEMENT, LLC			2	100%	2
RAPID MD			2	100%	2
BIONIC TECHNOLOGIES CORPORATION			2	100%	2
Manor At Perrysburg		2			2
MEDEXPRESS URGENT CARE - ROSS TOWNSHIP		2			2
ASHLEY PEDIATRICS			2	100%	2
ACCESS MEDICAL GROUP OF FLORIDA CITY			2	100%	2
Edinboro Manor		2			2
THE CENTER FOR DISCOVERY		2			2
EXCUSED ABSENCE PLLC		2			2
ADVANTA ANALYTICAL LABORATORIES			2	100%	2

COVID-19: testing by laboratory

Data through Mar 28, 2021 verified as of Mar 29, 2021 at 09:25 AM

Data in this report are provisional and subject to change.

The numbers in the table below represent the number of Florida and non-Florida residents for whom test results were received by the Department of Health. A person can be tested by more than one laboratory and can have both positive and negative results. **Therefore, the sum of the numbers in each column will be larger than the total number of people tested.**

Reporting lab	Inconclusive	Negative	Positive	Percent positive	Total
CVS AZ7841POCT TUCSON		2			2
MIRAMAR KIDNEY CENTER		1			1
ALTAMONTE SPRINGS WALK IN MED CENTER			1	100%	1
SOUTHERN HILLS MEDICAL CENTER			1	100%	1
WALGREENS #5130			1	100%	1
Harbor House		1			1
ELLCOTT CENTER FOR REHABILITATION AND		1			1
HALE KUPUNA HERITAGE HOME		1			1
LIBERTY COMMONS NURSING AND REHABILITA		1			1
American Fork Care Center dba Heritage Care Center		1			1
WASHINGTONVILLE PHARMACY INC		1			1
CARENOW URGENT CARE-HENDERSONVILLE		1			1
MINUTECLINIC LLC #3351			1	100%	1
VIVIAN SIMMONS FAMILY PRACTICE			1	100%	1
COMMUNITY CARE CENTER□		1			1
Advanced Rehabilitation of Vernon		1			1
CFHC - FROSTPROOF			1	100%	1
NEWCARE PRIMARY MEDICINE			1	100%	1
Kroger - KR003400316			1	100%	1
HIGH DESERT COURT GROUP HOME			1	100%	1
HAMPTON VAMC		1			1
DOCTORS HOSPITAL OF LAREDO			1	100%	1
CARENOW LAKE WORTH			1	100%	1
HALIFAX FAMILY HEALTH CENTER			1	100%	1
ADVANCED MEDICAL LABORATORIES (AML)			1	100%	1
HEALTH EXPRESS		1			1
EAST END PEDIATRICS		1			1
QUALITY LAB			1	100%	1
DEVITA		1			1
FLORIDA HOSPITAL TRANSPLANT CENTER		1			1
ALCALA PHARMACEUTICALS			1	100%	1
UUHC - REDSTONE HEALTH CENTER LABORATORY			1	100%	1
GULF COUNTY HEALTH DEPARTMENT			1	100%	1
THE INTERNAL MEDICAL GROUP		1			1
QUALITY URGENT CARE CENTER			1	100%	1
CVS OH2540POCT HILLIARD		1			1
Mountain City Care and Rehabilitation Center		1			1
EVANS FAMILY CARE PA			1	100%	1
BIOMERIEUX			1	100%	1
HALIFAX HEALTH PRIMARY CARE ORMOND			1	100%	1
HAMILTON CI MAIN UNIT ANNEX/ WORK CAMP			1	100%	1
SMA BEHAVIORAL HEALTH SERVICES INC		1			1
WELLINGTON WEST 100176			1	100%	1
BROOKDALE WEST PALM BEACH			1	100%	1
HIGHLAND LABORATORY			1	100%	1
LIFE CARE CENTER OF HILTON HEAD		1			1
BRIDGEWAY CENTER INC			1	100%	1

COVID-19: testing by laboratory

Data through Mar 28, 2021 verified as of Mar 29, 2021 at 09:25 AM

Data in this report are provisional and subject to change.

The numbers in the table below represent the number of Florida and non-Florida residents for whom test results were received by the Department of Health. A person can be tested by more than one laboratory and can have both positive and negative results. **Therefore, the sum of the numbers in each column will be larger than the total number of people tested.**

Reporting lab	Inconclusive	Negative	Positive	Percent positive	Total
Parkside Manor		1			1
Kroger 569 - The Little Clinic Gallatin		1			1
SUN CITY DIAGNOSTIC CENTER			1	100%	1
THE DOCTORS OFFICE OF BRICK, LLC		1			1
PRIME CARE FAMILY MEDICINE			1	100%	1
Waycross VA CBOC		1			1
ADVANCE HEALTH AND WELLNESS SOLUTIONS			1	100%	1
CVS OH3481POCT MARYSVILLE		1			1
NIHCC			1	100%	1
SIGNATURE CARE MEMORIAL CITY			1	100%	1
EH FARGO HOSPITAL LABORATORY			1	100%	1
WESTOX LABS		1			1
HUNTSVILLE HOSPITAL			1	100%	1
MORGAN MEDICAL CENTER		1			1
JOHN PETER SMITH HOSPITAL- OB TRIAGE			1	100%	1
Masonic Medical Research Institute			1	100%	1
FHPG SURGICAL ASSOCIATES OF EAST PASCO			1	100%	1
BROADWAY HEALTH FLORIDA MEDICAL CLINIC URGENT CARE			1	100%	1
MEMORIAL SATILLA HEALTH			1	100%	1
MINUTE CLINIC DIAGNOSTIC MED GRP OF CA		1			1
MEDEXPRESS URGENT CARE - LINCOLN		1			1
AMERICAN FAMILY CARE - SMYRNA			1	100%	1
POUDRE VALLEY HOSPITAL			1	100%	1
CLARKSVILLE HEALTH SYSTEM			1	100%	1
STATE OF CALIFORNIA DOH SERVICES			1	100%	1
MEDEXPRESS URGENT CARE - MT EPHRAIM		1			1
CASA DE ORO CARE AND REHABILITATION CE		1			1
MID-SOUTH URGENT CARE, PLLC			1	100%	1
CHATSWORTH ASSISTED LIVING COMMUNITY AT PGA NATIONAL			1	100%	1
PUBLIC HEALTH LABORATORIES			1	100%	1
KELLY			1	100%	1
DAYTONA BEACH CENTRA CARE			1	100%	1
NABI		1			1
MIAMI CHILDRENS HOSPITAL MIDTOWN OUTPATIENT CENTER			1	100%	1
ALL PRO ORTHOPEDICS & SPORTS MEDICINE, PA			1	100%	1
SHAW MEDICAL GROUP LLC			1	100%	1
GAMMA HEALTHCARE, INC		1			1
ORLANDO DIALYSIS		1			1
VIP STARNETWORK		1			1
EMERALD HEALTH CARE		1			1
CARDIAC AND VASCULAR CONSULTANTS MD PA		1			1
SIGNATURE CARE MIDLAND			1	100%	1
UNIVERSITY OF TOLEDO MEDICAL CENTER			1	100%	1
COASTAL PEDIATRICS LLC			1	100%	1
BAYFRONT CARDIOVASCULAR ASSOCIATES			1	100%	1
HEALTH NETWORK			1	100%	1
SKY LAKES MEDICAL CENTER		1			1

COVID-19: testing by laboratory

Data through Mar 28, 2021 verified as of Mar 29, 2021 at 09:25 AM

Data in this report are provisional and subject to change.

The numbers in the table below represent the number of Florida and non-Florida residents for whom test results were received by the Department of Health. A person can be tested by more than one laboratory and can have both positive and negative results. **Therefore, the sum of the numbers in each column will be larger than the total number of people tested.**

Reporting lab	Inconclusive	Negative	Positive	Percent positive	Total
GULF BREEZE TREATMENT CENTER, LLC			1	100%	1
WILMINGTON NURSING AND REHAB			1	100%	1
Altenheim Senior Living		1			1
QLABS			1	100%	1
Nemours Children's Clinic-Orla			1	100%	1
PEDIATRIC ASSOCIATES - JACKSONVILLE			1	100%	1
HSRE-ASL CASSELBERRY TRS, LLC			1	100%	1
ST. JOHN HOSPITAL & MEDICAL CENTER			1	100%	1
CARSON NURSING AND REHABILITATION CENTER		1			1
SPHERE DX			1	100%	1
BOND & STEELE CLINIC, PA			1	100%	1
BAPTIST HEALTH PRIMARY CARE AT CUTLER BAY			1	100%	1
ERIE COUNTY EMERGENCY SERVICES DIV OF		1			1
FAMILY MEDICAL CENTERS			1	100%	1
Good Samaritan Society-Atkinson		1			1
Kroger 63 - The Little Clinic Glassford Hill Rd		1			1
Ashland Place Health and Rehabilitation, LLC		1			1
CVS TX7824POCT GARLAND		1			1
UNIVERSITY OF MIAMI - LENNAR CENTER			1	100%	1
LIFESTREAM BEHAVIORAL CENTER INC			1	100%	1
Kroger 588 - The Little Clinic Thompsons Station		1			1
EXACCARE KINGSTON, LLC			1	100%	1
FAMILY MEDICAL CENTER OF HOLLYWOOD PA			1	100%	1
PINEBROOK CARE AND REHABILITATION CENTER			1	100%	1
JOHN HOPKINS WELLNESS CENTER PEPSICO			1	100%	1
TITUSVILLE CENTER FOR SURGICAL EXCELLENCE LLC		1			1
PENNY PEDIATRICS		1			1
ALBUQUERQUE INDIAN HEALTH CENTER		1			1
YORK HOSPITAL: MICROBIOLOGY			1	100%	1
NORTH CAROLINA STATE LABORATORY OF PUBLIC HEALTH, SPECTRUM LAB NETWORK			1	100%	1
TMH PHYSICIAN PARTNERS WAKULLA			1	100%	1
GWINNETT MEDICAL CENTER			1	100%	1
SUN LABORATORY SERVICES,INC			1	100%	1
SACRED HEART HOSPITAL NURSING			1	100%	1
MID-FLORIDA PATHOLOGY LLC		1			1
MISSION HOSPITAL - MEMORIAL CAMPUS			1	100%	1
TMH URGENT CARE CENTER			1	100%	1
KIOSK MEDICINE KENTUCKY LLC		1			1
TRANSCEND PERFORMANCE AND LIFESTYLE INSTITUTE			1	100%	1
MEDEXPRESS URGENT CARE - LODI		1			1
CVS MI8287POCT MACOMB		1			1
AVERA ST. MARY'S HOSPITAL			1	100%	1
BIOLOGICAL AND CHEMICAL EMERGENCIES LABORATORY			1	100%	1
MEDICAL EXAMINERS OFFICE, LEESBURG			1	100%	1
GENEVA FAMILY HEALTH			1	100%	1
CVS OH6164POCT DELAWARE		1			1
Melbourne Terrace Rehabilitation Center			1	100%	1

COVID-19: testing by laboratory

Data through Mar 28, 2021 verified as of Mar 29, 2021 at 09:25 AM

Data in this report are provisional and subject to change.

The numbers in the table below represent the number of Florida and non-Florida residents for whom test results were received by the Department of Health. A person can be tested by more than one laboratory and can have both positive and negative results. **Therefore, the sum of the numbers in each column will be larger than the total number of people tested.**

Reporting lab	Inconclusive	Negative	Positive	Percent positive	Total
BEACH CARE PLLC			1	100%	1
CELEBRATION FAMILY PHYSICIANS LLC			1	100%	1
YOUR KIDS URGENT CARE			1	100%	1
FLORIDA KEYS PED AND ADOLES CTR			1	100%	1
ATHENS MEDICAL CENTER			1	100%	1
CLINICAL RESEARCH OF WEST FLORIDA		1			1
JERSEY IRISH MEDICAL		1			1
Walgreens #9121		1			1
ORMOND PEDIATRICS PA			1	100%	1
HUNTERS CREEK MEDICAL ASSOCIATES PA		1			1
ABSOLUTE CAREGIVERS HOME HEALTH AGENCY INC			1	100%	1
NEMOURS CHILDREN'S PRIMARY CARE			1	100%	1
CONCORDIA MANOR			1	100%	1
DOYLESTOWN HOSPITAL			1	100%	1
Washington County Nursing H0me			1	100%	1
MANOR CARE OF DELRAY BEACH FL LLC		1			1
CVS MA299POCT WORCESTER		1			1
Greene Meadows Nursing and Rehabilitation Center		1			1
FIT4LIFE MEDICAL CENTER			1	100%	1
KIOSK MEDICINE OF KENTUCKY LLC		1			1
INDIGO PALMS			1	100%	1
MD NOW MEDICAL CENTERS, INC			1	100%	1
GADSDEN FAMILY PRACTICE		1			1
AURORA MEDICAL CENTER-KENOSHA			1	100%	1
ABRAKIDABRA KIDS CLINIC			1	100%	1
St. Catherine's manor of Findlay		1			1
WAKE FOREST MEDICAL CENTER LABORATORY			1	100%	1
SYNAPSE ANALYTICAL LABS		1			1
PRESTIGE ER			1	100%	1
HOUSTON MEDICAL CENTER			1	100%	1
CORPORATION OF AMERICA		1			1
PANCARE HEALTH - BRUCE			1	100%	1
SARASOTA MEMORIAL HOSPITAL		1			1
JET MEDICAL CENTER			1	100%	1
MEDEXPRESS URGENT CARE - ROCKAWAY		1			1
SOUTHWESTERN STATE HOSPITAL LABORATORY			1	100%	1
CTMD MEDICAL CENTER, PA			1	100%	1
CLEVELAND HEARTLAB			1	100%	1
MED BAR LLC		1			1
HILTON HEAD HOSPITAL/INPATIENT			1	100%	1
ST JOSEPHS CHILDRENS HOSPITAL PEDI TRANSPORT			1	100%	1
Signature Healthcare of Georgetown		1			1
NEMOURS CHILDREN'S PRIMARY CARE			1	100%	1
PARK AVENUE PEDIATRICS PC		1			1
BAPTIST HEALTH MEDICAL PLAZA			1	100%	1
BL DIAGNOSTICS LLC			1	100%	1
SPECTRUM LUDINGTON			1	100%	1

COVID-19: testing by laboratory

Data through Mar 28, 2021 verified as of Mar 29, 2021 at 09:25 AM

Data in this report are provisional and subject to change.

The numbers in the table below represent the number of Florida and non-Florida residents for whom test results were received by the Department of Health. A person can be tested by more than one laboratory and can have both positive and negative results. **Therefore, the sum of the numbers in each column will be larger than the total number of people tested.**

Reporting lab	Inconclusive	Negative	Positive	Percent positive	Total
Kroger 126 - The Little Clinic Cottonwood		1			1
Good Samaritan Society - Albion		1			1
HOLMES FAMILY PRACTICE PA			1	100%	1
MIAMI JEWISH DIALYSIS			1	100%	1
MEDCOR, INC			1	100%	1
MYLAN-SOUTH POINT PA		1			1
CONNECTICUT PEDIATRICS @ CHC		1			1
CLEVELAND CLINIC FLORIDA WAIVED			1	100%	1
CVS AZ9277POCT TUCSON		1			1
HATLEY HEALTH CARE, INC		1			1
Dugan Memorial Home		1			1
HEARTLAND NURSING & REHABILITATION		1			1
METHODIST HEALTHCARE - MEMPHIS HOSP		1			1
DAVENPORT PEDIATRICS CLERMONT			1	100%	1
PALMA CEIA MED GROUP-SWANN		1			1
MCR HEALTH MEDICAL EXPRESS			1	100%	1
UNITY LONGPOND		1			1
WELLPATH			1	100%	1
CARESOUTH HHA HOLDINGS OF THE TREASURE COAST LLC			1	100%	1
DORAL KIDNEY CENTER			1	100%	1
MAINE HEALTH AND ENVIRONMENTAL TESTING LABORATORY			1	100%	1
Summit Medical Group Morristown Oncology		1			1
MEDEXPRESS URGENT CARE - JACKSON		1			1
CVS TN6414POCT SMYRNA		1			1
HEARTLAND PHARMACY SEBRING			1	100%	1
CLIFTON-FINE HOSPITAL LABORATORY		1			1
BAYCARE OUTREACH LAB AT NEW TAMPA			1	100%	1
SOUTHWEST ORLANDO FAMILY MEDICINE, PL			1	100%	1
WALGREENS # 12338		1			1
JMJ FAMILY PRACTICE			1	100%	1
BREVARD COUNTY JAIL			1	100%	1
SUNSHINE FAMILY & WELLNESS CENTER			1	100%	1
YOUTH HEALTH CENTER OF HUNTINGTON		1			1
PINNACLE DIALYSIS		1			1
Bolingreen Health and Rehabilitation		1			1
LOUIS STOKES CLEVELAND VA MEDICAL CENTER			1	100%	1
BOULDER COMMUNITY HOSPITAL			1	100%	1
MEMPHIS URGENT CARE #2, LLC			1	100%	1
NORTHWEST FLORIDA SPECIALTY PHYSICIANS LLC		1			1
TIMPANOGOS REGIONAL HOSPITAL			1	100%	1
VITAL CARE			1	100%	1
ADVENTHEALTH DURAND			1	100%	1
MEDEX CLINIC LLC			1	100%	1
Orchid Cove at Naples			1	100%	1
MYCLINIC, INC			1	100%	1
Southern Pines Healthcare Center		1			1
SELECT SPECIALTY HOSPITAL - ORLANDO SOUTH			1	100%	1

COVID-19: testing by laboratory

Data through Mar 28, 2021 verified as of Mar 29, 2021 at 09:25 AM

Data in this report are provisional and subject to change.

The numbers in the table below represent the number of Florida and non-Florida residents for whom test results were received by the Department of Health. A person can be tested by more than one laboratory and can have both positive and negative results. **Therefore, the sum of the numbers in each column will be larger than the total number of people tested.**

Reporting lab	Inconclusive	Negative	Positive	Percent positive	Total
PSL JAX BEACH OPERATIONS LLC			1	100%	1
ROSE MEDICAL CENTER LAB			1	100%	1
HABANA HEALTH CARE CENTER			1	100%	1
APPLECARE URGENT CARE			1	100%	1
CARE ADVANTAGE			1	100%	1
Oakview Manor Health and Rehab		1			1
Grays Harbor Health and Rehabilitation		1			1
NEMOURS CHILDREN'S			1	100%	1
MEDICAL UNIVERSITY OF SOUTH CAROLINA			1	100%	1
NHC DICKSON		1			1
VELOCITY URGENT CARE - LITTLE CREEK			1	100%	1
Glenburn Home		1			1
IDAHO HEALTH DEPARTMENT			1	100%	1
ALLIED PEDIATRICS & FAMILY MEDICINE			1	100%	1
KEY BISCAYNE PEDIATRIC ASSOCIATES INC			1	100%	1
Wedgewood Manor		1			1
ONslow COUNTY HEALTH DEPARTMENT			1	100%	1
RIVERTON CBOC			1	100%	1
SANTA BARABARA ALF LLC (THE WINDSOR)			1	100%	1
CVS CA9751POCT AGOURA		1			1
FLORIDA HOSPITAL LAB			1	100%	1
NEW YORK STATE DEPTARTMENT OF HEALTH			1	100%	1
Chestnut Ridge Nursing & Rehab		1			1
INNOVATIVE HEALTH DIAGNOSTIC OF CALIFORNIA			1	100%	1
Florida Baptist Retirement Center		1			1
NULEASE MEDICAL SOLUTIONS			1	100%	1
Freedom Pointe at The Villages			1	100%	1
NEXT LEVEL URGENT CARE (WOODLANDS)			1	100%	1
CVS NV2989POCT NORTH LAS VEGAS		1			1
DORA HOME CARE			1	100%	1
Greenhaven Health and Rehabilitation		1			1
MOUNT SINAI MEDICAL CENTER AVENTURA ER			1	100%	1
CURELOGICS WOUND CARE & HYPERBARIC CENTER		1			1
CYPRESS CREEK DIALYSIS CTR			1	100%	1
SENCARE MANAGEMENT		1			1
HEARTLAND OF ZEPHYRHILLS FL, LLC			1	100%	1
REHABILITATION CENTER OF SOUTH GEORGIA		1			1
SOUTHEASTERN HEALTH FACILITES, INC		1			1
Raleigh Center (WV)			1	100%	1
MRMC LAB MICRO			1	100%	1
PARK LANE NURSING HOME		1			1
JOSHUA E CHESIR MD		1			1
SILVER SPRINGS SHORES DIALYSIS			1	100%	1
Glen Haven Health and Rehabilitation LLC		1			1
US LABORATORIES			1	100%	1
PEACE HEALTH FAMILY MEDICINE AT 87TH AVE		1			1
SOUTHWOOD NURSING & RETIREMENT CENTER		1			1

COVID-19: testing by laboratory

Data through Mar 28, 2021 verified as of Mar 29, 2021 at 09:25 AM

Data in this report are provisional and subject to change.

The numbers in the table below represent the number of Florida and non-Florida residents for whom test results were received by the Department of Health. A person can be tested by more than one laboratory and can have both positive and negative results. **Therefore, the sum of the numbers in each column will be larger than the total number of people tested.**

Reporting lab	Inconclusive	Negative	Positive	Percent positive	Total
BRISTOL REGINAL MEDICAL CENTER			1	100%	1
MEDEXPRESS URGENT CARE - LEOMINSTER		1			1
GIFFORD MEMORIAL HOSPITAL		1			1
NHC Sequatchie		1			1
UNIVERSITY OF BALTIMORE WASHINGTON MEDICAL CENTER			1	100%	1
Villa Maria			1	100%	1
SOMA MEDICAL CENTER PA #2			1	100%	1
PARRISH MEDICAL GROUP			1	100%	1
LAKE VIEW COURT		1			1
Kroger 481 - The Little Clinic Houston Levee		1			1
SOUTHWOOD HEALTHCARE CENTER		1			1
CAMBRIDGE HEALTH ALLIANCE			1	100%	1
GSM OCED Subsection			1	100%	1
ALLEGHENY GENERAL HOSPITAL			1	100%	1
GARDENS AT MAPLEWOOD			1	100%	1
Mountain View Manor			1	100%	1
LOUISIANA STATE LAB			1	100%	1
EAST FL CORE LAB			1	100%	1
Arbor Springs Health and Rehab		1			1
LABORATORY COPRORATION OF AMERICA			1	100%	1
NEW RIVER HEALTH DISTRICT			1	100%	1
Orange City Nursing and Rehab Center			1	100%	1
Holly Hill Healthcare Center			1	100%	1
PASCO COUNTY HEALTH DEPARTMENT			1	100%	1
PELICAN STATE OUTPATIENT CENTER			1	100%	1
COASTAL MANOR		1			1
COUNTY OF HAMILTON			1	100%	1
NORTH RIVER FAMILY HEALTH CENTER			1	100%	1
ADAMS COUNTY HEALTH DEPARTMENT			1	100%	1
Juniper Village at Bucks County		1			1
HEALTH GUAGE			1	100%	1
KEY WEST BRANCH MEDICAL CLINIC			1	100%	1
TMH CANCER CENTER LABORATORY			1	100%	1
THE GROVE HEALTH AND REHAB			1	100%	1
NYU LANGONE AMBULATORY CARE LAKE SUCCE		1			1
BEAUMONT URGENT CARE		1			1
DORNOCH PLACE DEL PRADO		1			1
FLORIDA SOUTHERN COLLEGE			1	100%	1
CENTRAL FLORIDA ADULT MEDICINE		1			1
UNIVERISTY HOSPITAL			1	100%	1
OMNICARE PHARMACY OF TEXAS 1, LP		1			1
MEMORIAL HOSPITAL - BELLEVILLE			1	100%	1
INTERIM HEALTHCARE OF PALM COAST			1	100%	1
HEALTH CLINIC,THE		1			1
TILLAMOOK COUNTY GENERAL HOSPITAL LAB		1			1
Wexner Heritage House			1	100%	1
BIOMAT USA INC			1	100%	1

COVID-19: testing by laboratory

Data through Mar 28, 2021 verified as of Mar 29, 2021 at 09:25 AM

Data in this report are provisional and subject to change.

The numbers in the table below represent the number of Florida and non-Florida residents for whom test results were received by the Department of Health. A person can be tested by more than one laboratory and can have both positive and negative results. **Therefore, the sum of the numbers in each column will be larger than the total number of people tested.**

Reporting lab	Inconclusive	Negative	Positive	Percent positive	Total
CVS OH2381POCT LEWIS CENTER		1			1
Hinesville VA Clinic		1			1
ADVENTHEALTH MEDICAL GROUP SENIOR HEALTH AT			1	100%	1
The Pines at Poughkeepsie Center for Nursing and Rehabilitation		1			1
ALTA BATES SUMMIT MEDICAL CENTER CLINICAL LAB			1	100%	1
Walgreens #5421		1			1
SILVERMAN			1	100%	1
SPRINGFIELD HOSPITAL			1	100%	1
DIAGNOSTIC GROUP INTEGRATED HEALTHCARE			1	100%	1
HILLSBORO MEDICAL CENTER MAIN LABORATO		1			1
TCPA CLINICAL LABORATORIES			1	100%	1
STEWART MEDICAL GROUP INC			1	100%	1
PUBLIX PHARMACY # 1236			1	100%	1
Terrace Glen Village		1			1
MEDEXPRESS URGENT CARE - LAWTON		1			1
REEVES COUNTY HOSPITAL DISTRICT			1	100%	1
Wayne County Nursing Home		1			1
CHATEAU TERREBONNE HEALTH CARE		1			1
MEDCARE QUALITY MEDICAL CENTER LLC			1	100%	1
CYPRESS VILLAGE REHAB CENTER		1			1
PALMETTO CHARTER SCHOOL□		1			1
Cerenity Senior Care-White Bear Lake		1			1
Kroger - KR001100688			1	100%	1
WVU MEDICINE AT SUNCREST TOWNE CENTRE			1	100%	1
TRADITIONAL MEDICINE CENTER			1	100%	1
Pontotoc Health and Rehab		1			1
NEVADA RURAL HOUSING AUTHORITY			1	100%	1
SOPHIA MEDICAL ASSOCIATES, PC			1	100%	1
SUMMIT COUNTY PUBLIC HEALTH DEPARTMENT			1	100%	1
DIRECT PRIMARY CARE OF BURLESON			1	100%	1
TMH PHYSICIAN PARTNERS QUINCY			1	100%	1
CVS IN6536POCT KOKOMO		1			1
Piqua Manor		1			1
AMBULATORY CARE CLINIC, LLC			1	100%	1
GALVESTON COUNTY HEALTH DISTRICT			1	100%	1
CVS IL2297651CV JOLIET		1			1
PROVIDENCE PORTLAND MEDICAL CENTER		1			1
SOUTH DADE NURSING & REHABILITATION CENTER□			1	100%	1
WARREN GENERAL HOSPITAL			1	100%	1
HIBISCUS COURT			1	100%	1
Remarkable Healthcare Dallas			1	100%	1
LANGLEY DIALYSIS			1	100%	1
PROGRESSIVE MEDICAL RESEARCH			1	100%	1
CHILDRENS HEALTHCARE CTE OF NORTHERN		1			1
J F K PEDIATRICS			1	100%	1
LAKE MARY OPTUM FLORIDA			1	100%	1
ORMOND MEDICAL ARTS FAMILY PRACTICE PL			1	100%	1

COVID-19: testing by laboratory

Data through Mar 28, 2021 verified as of Mar 29, 2021 at 09:25 AM

Data in this report are provisional and subject to change.

The numbers in the table below represent the number of Florida and non-Florida residents for whom test results were received by the Department of Health. A person can be tested by more than one laboratory and can have both positive and negative results. **Therefore, the sum of the numbers in each column will be larger than the total number of people tested.**

Reporting lab	Inconclusive	Negative	Positive	Percent positive	Total
Bayou Vista Community Care Center			1	100%	1
Walgreens #10988		1			1
Manor Care of Dallastown d/b/a ManorCare Health Services - Dallastown		1			1
HAWKEYE CARE CENTER DUBUQUE		1			1
Oak Hill Health & Rehabilitation Center			1	100%	1
HUDSON REGIONAL HOSPITAL			1	100%	1
JPS HEALTH CENTER AT TRUE WORTH PLACE			1	100%	1
CLINICAL MICROBIOLOGY LAB FAIRVIEW UNIVERSITY HOSPITAL			1	100%	1
TALLAHASSEE DIALYSIS		1			1
AVON PARK CLUSTER		1			1
ADVANCE GASTROENTEROLOGY			1	100%	1
ADVENTHEALTH MEDICAL GROUP UROLOGY AT EAST ORLANDO		1			1
AVERA SACRED HEART HOSPITAL			1	100%	1
Arlington Care Center			1	100%	1
VA Texas Valley Coastal Bend Harlingen HCC		1			1
GENESIS MICROBIOLOGY LAB		1			1
KETTERING MEDICAL CENTER			1	100%	1
PROGRESSIVE MEDICAL LAB LLC			1	100%	1
ADVENTHEALTH SENIOR CARE AT ORMOND			1	100%	1
APPLECARE URGENT CARE KINGSLAND			1	100%	1
MEDICAL LIFE-INC GUIDEWELL EMERGENCY MEDICINE			1	100%	1
AESTHETIC PHYSICIANS PC			1	100%	1
UFHEALTH			1	100%	1
PROVIDENCE HOSPITAL			1	100%	1
TREEHOUSE PEDIATRICS			1	100%	1
MEA PRIMARY CARE PLUS BYRAM			1	100%	1
NOVANT HEALTH PRINCE WILLIAM WELLNESS CENTER			1	100%	1
NORTH BREVARD CHILDRENS MEDICAL CENTER			1	100%	1
ST FRANCIS MEDICAL CENTER			1	100%	1
ST ANTHONY COMMUNITY HOSPITAL LAB		1			1
Riverside Nursing & Rehabilitation Center		1			1
PRIMEX CLINICAL LABORATORIES INC			1	100%	1
ADVENTHEALTH WATERMAN COMMUNITY CLINIC			1	100%	1
WALMART PHARMACY 10-4554		1			1
MBMG OF WINTER HAVEN			1	100%	1
CLARKSVILLE MANOR INC		1			1
THYROID SPECIALTY LABORATORY			1	100%	1
MERCY MEDICAL CENTER INC			1	100%	1
JEFFREY A HIRSCHFIELD, MD PA			1	100%	1
METHODISM MIDLOTHIAN MEDICAL CENTER			1	100%	1
PREVENTIVE CARDIOLOGY AND INTERNAL MEDICINE ASSOCI			1	100%	1
DEVLAB, LLC			1	100%	1
NEW ULM MEDICAL CENTER			1	100%	1
Kroger 356 - The Little Clinic Middletown		1			1
FAMILY PRACTICE OF CENTRAL FLORIDA PA			1	100%	1
ASHLEY PEDIATRICS DAY & NIGHT CLINIC			1	100%	1
NORTH WEST FLORIDA DIAGNOSTIC ENOCRINOLOGY CLINIC			1	100%	1

COVID-19: testing by laboratory

Data through Mar 28, 2021 verified as of Mar 29, 2021 at 09:25 AM

Data in this report are provisional and subject to change.

The numbers in the table below represent the number of Florida and non-Florida residents for whom test results were received by the Department of Health. A person can be tested by more than one laboratory and can have both positive and negative results. **Therefore, the sum of the numbers in each column will be larger than the total number of people tested.**

Reporting lab	Inconclusive	Negative	Positive	Percent positive	Total
ADVENTHEALTH HOME CARE WATERMAN			1	100%	1
TRIPLE O RESEARCH INSTITUTE PA			1	100%	1
BROOKSVILLE REGIONAL HOSPITAL			1	100%	1
WILLOW DALE WELLNESS VILLAGE APARTMENT		1			1
URGENT DOC -NACOGODOCHES CLINIC			1	100%	1
Crisp Regional Nursing and Rehab Center		1			1
ADVANCE CARDIOVASCULAR IMAGING, INC			1	100%	1
Monument Health Custer Care Center		1			1
LONESTAR 24HRER MANAGEMENT LLC DBA LONESTAR 24HRER			1	100%	1
Kroger 618 - The Little Clinic Trail Creek Village		1			1
ALABAMA REFERENCE LAB			1	100%	1
ALL CARE URGENT CARE			1	100%	1
MEDICAL CITY DENTON			1	100%	1
Good Shepherd Fairview Home, Inc.		1			1
Consulate Health Care of Tallahassee			1	100%	1
ELATION HEALTH		1			1
MYKIDZMD PEDIATRICS PLLC		1			1
MEMORIAL HOSPITAL AT GULFPORT			1	100%	1
BAPTIST HOSPITAL EAST			1	100%	1
ST LUKES SURGICAL AT THE VILLAGES INC			1	100%	1
WHEATON FRANCISCAN LABORATORY			1	100%	1
CHC			1	100%	1
CORE OCCUPATIONAL MEDICINE			1	100%	1
Brio of Johnston		1			1
ANY LAB TEST FAST CORP			1	100%	1
MEMORIAL HOSPITAL LOS BANOS			1	100%	1
YUMA REGIONAL MEDICAL CENTER			1	100%	1
Allen Health and Rehabilitation		1			1
Southwest Louisiana Veterans Home			1	100%	1
SEVEN HILLS HEALTHCARE GROUP LLC DBA		1			1
SEATTLE-KING COUNTY			1	100%	1
SAINT JOSEPHS HOSPITAL OF ATLANTA			1	100%	1
Chateau Dville Rehab & Retirement		1			1
MARYWOOD HEIGHTS		1			1
Avista Nursing and Rehab			1	100%	1
BMC MAYPORT			1	100%	1
ST JOHN'S MEDICAL CENTER, TETON VILLAGE			1	100%	1
RELIANCE HOME HEALTH CARE INC		1			1
FAITH FAMILY PRACTICE			1	100%	1
Smg At Bridgewater Family Medicine		1			1
HOLYCROSS URGENT CARE AND IMAGING CENTER		1			1
TRUCARE LIVING CENTERS - SELMA			1	100%	1
Signature HealthCare of Bowling Green		1			1
DESTIN SURGERY CENTER LTD		1			1
Kroger 531 - The Little Clinic Waterville		1			1
LOGAN COUNTY HOSPITAL			1	100%	1
AMERICAN DRUG TESTING LAB LLC			1	100%	1

COVID-19: testing by laboratory

Data through Mar 28, 2021 verified as of Mar 29, 2021 at 09:25 AM

Data in this report are provisional and subject to change.

The numbers in the table below represent the number of Florida and non-Florida residents for whom test results were received by the Department of Health. A person can be tested by more than one laboratory and can have both positive and negative results. **Therefore, the sum of the numbers in each column will be larger than the total number of people tested.**

Reporting lab	Inconclusive	Negative	Positive	Percent positive	Total
Brakeley Park Center		1			1
BRONSON METHODIST HOSPITAL			1	100%	1
LAB TEST KENDALL LLC		1			1
CRESTHAVEN			1	100%	1
Life Care Center of Paradise Valley		1			1
SPORTS MEDICINE CLINIC - U OF WYOMING			1	100%	1
B2 URGENT CARE			1	100%	1
WAYNE COUNTY PUBLIC HEALTH		1			1
VANAJA SUREDDI MD PA			1	100%	1
Troy Center for Rehabilitation & Nursing		1			1
SAINT FRANCIS HOSPITAL			1	100%	1
Williamstown Commons			1	100%	1
PROGRESSIVE URGENT CARE, PC			1	100%	1
MID FLORIDA DERMATOLOGY ASSOCIATES PA			1	100%	1
ADVANCED LABORATORY SERVICES			1	100%	1
HANCOCK REGIONAL HOSPITAL		1			1
TEXAS HEALTH HARRIS METHODIST HOSPITAL			1	100%	1
LADY OF THE SEA HOSPITAL LAB			1	100%	1
ADDINGTON PLACE EAST LAKE		1			1
CMC MERCY LABORATORY			1	100%	1
GATEWAY LABORATORIES		1			1
Kroger 539 - The Little Clinic Memorial Blvd.		1			1
LANGLADE			1	100%	1
SC-GA2018 THE RIDGE REHABILITATION & H		1			1
PEDIATRIC PARTNERS ZEPHYRHILLS			1	100%	1
OHIOHEALTH URGENT CARE			1	100%	1
Central Alabama Veterans HCS - East Campus		1			1
CLINTON DRUG STORE		1			1
CLINICAL LABORATORY DEPARTMENT			1	100%	1
ANDREWS			1	100%	1
MULTICARE PHYSICIANS			1	100%	1
SUNY AT STONY BROOK			1	100%	1
FLORIDA HEART AND VASCULAR MULTISPECIALTY GROUP PA			1	100%	1
PENROSE HOSPITAL			1	100%	1
BROCK HUGHES MEDICAL CENTER			1	100%	1
LEE MEMORIAL HEALTH SYSTEMS HOME HEALTH		1			1
CLEMENT J ZABLOCKI VAMC		1			1
MOUNT SINAI COMPREHENSIVE CANCER CENTER			1	100%	1
THE MEDICAL CENTER			1	100%	1
PARKWAY REGIONAL MEDICAL CENTER LAB			1	100%	1
CVS NJ1927POCT GREEN BROOK		1			1
Kroger 518 - The Little Clinic Hermitage		1			1
Ideal Senior Living Center		1			1
ASSOCIATES IN INTERNAL MEDICINE PA			1	100%	1
SANCHEZ CAZAU MEDICAL GROUP			1	100%	1
OUCH URGENT CARE			1	100%	1
LOWER KEYS COMMUNITY HEALTH CENTER			1	100%	1

COVID-19: testing by laboratory

Data through Mar 28, 2021 verified as of Mar 29, 2021 at 09:25 AM

Data in this report are provisional and subject to change.

The numbers in the table below represent the number of Florida and non-Florida residents for whom test results were received by the Department of Health. A person can be tested by more than one laboratory and can have both positive and negative results. **Therefore, the sum of the numbers in each column will be larger than the total number of people tested.**

Reporting lab	Inconclusive	Negative	Positive	Percent positive	Total
DR BAWA AND ASSOCIATES			1	100%	1
MEDTOWN PHARMACY			1	100%	1
MEDEXPRESS URGENT CARE - BENTONVILLE		1			1
NEMOURS CHILDRENS URGENT CARE			1	100%	1
AMBRY GENETICS CORP	1				1
MEDEXPRESS URGENT CARE-BRENTWOOD		1			1
MEDEXPRESS URGENT CARE - DERBY N ROCK		1			1
Kroger 016 - The Little Clinic Centennial		1			1
MEDHEALTH CLINICAL INC			1	100%	1
Accordius Health at Gastonia			1	100%	1
MEDICAL ASSOCIATES OF CARTER		1			1
HOLYOKE MEDICAL CENTER			1	100%	1
LAB. CORP. OF AMERICA			1	100%	1
ROSLYN INTERNAL MEDICINE		1			1
BLUFFTON HEALTH CENTER			1	100%	1
WELLSTAR ATLANTA MEDICAL CENTER LABORA		1			1
ARIZONA STATE LABORATORY			1	100%	1
BNJ		1			1
GENESIS HEALTH SYSTEM			1	100%	1
RMC BROOKHOLLOW MED AESTHETICS INC		1			1
WORKFORCE HEALTH DEPARTMENT			1	100%	1
ANNE ARUNDEL MEDICAL CENTER			1	100%	1
INTERNAL MEDICINE GROUP OF WINTER HAVEN PA		1			1
Heritage of Red Cloud		1			1
Medilodge of Kalamazoo		1			1
Kroger 527 - The Little Clinic Hwy 70 S.		1			1
CARESPOT - WELLINGTON			1	100%	1
FIVE STAR PREMIER RESIDENCES OF POMPANO BEACH			1	100%	1
WEST FLORIDA MEDICAL ASSOCIATES			1	100%	1
Casa Real Center		1			1
Chateau Living Center			1	100%	1
CLINICAL TRIALS OF TAMPA LLC		1			1
STATE OF ALASKA			1	100%	1
NAVAL BRANCH HEALTH CLINIC			1	100%	1
SPECTRUM LABORATORY			1	100%	1
THE TOLEDO HOSPITAL			1	100%	1
CVS NH1004POCT SALEM			1	100%	1
NEW YORK PRESBYTERIAN HOSPITAL			1	100%	1
MEMORIAL HEALTH UNIVERSITY MEDICAL		1			1
WEST BOYNTON DIALYSIS			1	100%	1
SUSAN F. WILLIAMS M.D., P.A.			1	100%	1
Kroger - KR070600172		1			1
BARRINGTON TERRACE NAPLES			1	100%	1
MOBILE INFIRMARY MEDICAL CENTER			1	100%	1
LEGACY SPECIALTY PHARMACY CORP			1	100%	1
PINNACLE PAIN CENTER PS DBA LYNX HEALTHCARE		1			1
Towne Manor West		1			1

COVID-19: testing by laboratory

Data through Mar 28, 2021 verified as of Mar 29, 2021 at 09:25 AM

Data in this report are provisional and subject to change.

The numbers in the table below represent the number of Florida and non-Florida residents for whom test results were received by the Department of Health. A person can be tested by more than one laboratory and can have both positive and negative results. **Therefore, the sum of the numbers in each column will be larger than the total number of people tested.**

Reporting lab	Inconclusive	Negative	Positive	Percent positive	Total
MORSELIFE HOME CARE INC			1	100%	1
MEDEXPRESS URGENT CARE - WESTFIELD, E MAIN ST			1	100%	1
PM PEDIATRICS OF BAYSIDE, PLLC		1			1
Rehab Select of Talladega		1			1
DAUGHTERS OF SARAH NURSING CENTER		1			1
UF HEALTH THE VILLAGES			1	100%	1
Country View of Sunbury			1	100%	1
CVS IN6555POCT BROWNSBURG		1			1
15 TO KNOW			1	100%	1
NEMOURS CHILDREN HOSPITAL			1	100%	1
NHLS			1	100%	1
Lakeland Nursing and Rehabilitation Center LLC		1			1
BELLMORE PEDIATRICS		1			1
SSC NASHVILLE OPERATING CO LLC D/B/A		1			1
AUSTIN URGENT CARE			1	100%	1
YOUR HEALTH PEDIATRICS INC			1	100%	1
Greencroft Goshen		1			1
HOSPITAL SISTERS HEALTH SYSTEM (HSHS)			1	100%	1
AdventHealth Care Center Zephyrhills North			1	100%	1
KROGER 785 - THE LITTLE CLINIC DIXIE HWY		1			1
BAPTIST MEDICAL PLAZA AT WESTCHESTER			1	100%	1
TENNOVA ER - SANGO			1	100%	1
AFTER HOURS CLINIC			1	100%	1
St. Ann Rehabilitation and Nursing Center		1			1
LAB PLUS, LLC AT ASCENSION SAINT THOMA		1			1
Wilkes-Barre VAMC		1			1
MOSOLF PEDIATRICS PA			1	100%	1
UT HEALTH RGV CLINICAL LABORATORY			1	100%	1
The Carrington		1			1
LAKE REGIONAL HEALTH			1	100%	1
Community Care Center of Heritage House, LLC			1	100%	1
Kroger 353 - The Little Clinic Harpers Point		1			1
Smg/North Jersey Hematology & Oncology		1			1
PHYSICIANS OF CENTRAL FLORIDA			1	100%	1
GARDENS PEDIATRICS LAB			1	100%	1
ALLIANCE LABORATORY SERVICES			1	100%	1
KNOX COMMUNITY HOSPITAL			1	100%	1
GENERATIONS CENTER OF SPENCER		1			1
PM PEDIATRICS OF BAYSIDE PLLC - BELLER		1			1
MEADOWS PARK HEALTH AND REHABILITATION		1			1
CARESPOT - LEE VISTA			1	100%	1
Glenis Dr VA Outpatient Clinic		1			1
MEDEXPRESS URGENT CARE - NUTLEY		1			1
Walgreens #10851		1			1
SPRING VALLEY HOSPITAL MEDICAL CENTER			1	100%	1
NORTHEAST BAPTIST HOSPITAL			1	100%	1
ADVENTHEALTH PHYSICIAN GROUP - APPLEWOOD			1	100%	1

COVID-19: testing by laboratory

Data through Mar 28, 2021 verified as of Mar 29, 2021 at 09:25 AM

Data in this report are provisional and subject to change.

The numbers in the table below represent the number of Florida and non-Florida residents for whom test results were received by the Department of Health. A person can be tested by more than one laboratory and can have both positive and negative results. **Therefore, the sum of the numbers in each column will be larger than the total number of people tested.**

Reporting lab	Inconclusive	Negative	Positive	Percent positive	Total
Rio Grande City Nursing and Rehab Center			1	100%	1
Imperial Healthcare Centre			1	100%	1
DISCOVERY AT HOME, LLC			1	100%	1
MARINA DEL REY HOSPITAL LAB			1	100%	1
DIGESTIVE DISEASE CARE PC		1			1
CORNERSTONE OF RECOVERY INC		1			1
MEDEXPRESS URGENT CARE - WAYNESBURG		1			1
HAMILTON MEDICAL CENTER LABORATORY			1	100%	1
CARENOW URGENT CARE – SPRING			1	100%	1
CLERMONT PEDIATRICS, PA			1	100%	1
MEDEXPRESS URGENT CARE - CINNAMINSON		1			1
PREMIUM HOME HEALTH CARE INC			1	100%	1
1ST CHOICE URGENT CARE CENTER LLC			1	100%	1
HOME AIDE SVC OF EASTERN NY INC D/B/A		1			1
HEARTLAND REGIONAL MEDICAL CENTER		1			1
PALM COAST DRAW STATION/AMERICAN HEALTH ASSOCIATES		1			1
OHSU LABORATORY SERVICES		1			1
ABRAZO WEST CAMPUS			1	100%	1
PEDIATRIC PARTNERS OF ZEPHYRHILLS PA			1	100%	1
LABONE		1			1
Villages of St.Peters		1			1
HOLY CITY MED URGENT CARE			1	100%	1
LabCorp of America			1	100%	1
CARE CONNECTIONS AT HOME LLC			1	100%	1
IZ MEDICAL		1			1
UNIVERSITY URGENT CARE			1	100%	1
MEMORIAL MEDICAL CENTER			1	100%	1
FAIRVIEW SOUTHDALE			1	100%	1
NASON HOSPITAL			1	100%	1
BAYLOR SCOTT & WHITE MEDICAL SURGICAL CLINIC			1	100%	1
THE BRENNITY AT TRADITION			1	100%	1
RIVERSIDE COUNTY PUBLIC HEALTH LABORATORY			1	100%	1
PACE UNIVERSITY HEALTH CARE		1			1
MOBILE HEALTH MEDICAL SERVICES PC		1			1
CAN COMMUNITY HEALTH LLC		1			1
Elderwood at Lancaster		1			1
Glenview Terrace Nursing Center		1			1
NORTH MIAMI BEACH SURGICAL CENTER			1	100%	1
PROFESSIONAL DIALYSIS CENTER			1	100%	1
CVS NV9586POCT RENO		1			1
Good Samaritan Society - Mountian Lake		1			1
LAKE MARY DIALYSIS			1	100%	1
Kroger 909 - The Little Clinic Hamilton			1	100%	1
PATHOLOGYT & LAB MEDICINE SERVICES			1	100%	1
DERMDX, DIV OF AURORA DIAGNOSTICS/BERNHARDT LAB		1			1
Acts Manor House		1			1
Excel Care Center			1	100%	1

COVID-19: testing by laboratory

Data through Mar 28, 2021 verified as of Mar 29, 2021 at 09:25 AM

Data in this report are provisional and subject to change.

The numbers in the table below represent the number of Florida and non-Florida residents for whom test results were received by the Department of Health. A person can be tested by more than one laboratory and can have both positive and negative results. **Therefore, the sum of the numbers in each column will be larger than the total number of people tested.**

Reporting lab	Inconclusive	Negative	Positive	Percent positive	Total
INTERNAL MEDICINE GROUP OF CENTRAL FLORIDA			1	100%	1
BLAKE AT PENSACOLA OPERATION CO, LLC, THE			1	100%	1
STONECREST MEDICAL CENTER		1			1
UABC			1	100%	1
REGIONAL MEDICAL LABORATORY			1	100%	1
JOHN D. ARCHBOLD MEMORIAL HOSPITAL			1	100%	1
RAPID MEDLAB (002MO)		1			1
BLACK SHEEP MEDICAL			1	100%	1
COSTAMED GRUPO MEDICO			1	100%	1
HEALTHPARTNERS HUDSON CLINIC			1	100%	1
Spring Gate Rehab and Healthcare Center		1			1
Mason Health and Rehab		1			1
UNIVERSITY OF NORTH CAROLINA HOSPITALS			1	100%	1
OASIS FAMILY RESORT IN THE SPRINGS LLC		1			1
Kroger 670 - The Little Clinic Powell		1			1
COASTAL ER IX, PHYSICIANS PREMIER			1	100%	1
THOMAS HOSPITAL			1	100%	1
West Bay of Tampa Center			1	100%	1
ST ANTHONY'S PINELLAS CARE CLINIC			1	100%	1
Overton Brooks VAMC		1			1
MERCY HOME		1			1
RIVERSIDE REGIONAL MED CENTER			1	100%	1
INDIAN RIDGE		1			1
LUMICO LIFE INSURANCE COMPANY		1			1
BOCA GENERAL AND FAMILY MEDICINE		1			1
BAY AREA HOSPITAL LAB & HST		1			1
PCG MOLECULAR			1	100%	1
FRIO REGIONAL PRIMARY CARE AND URGENT CARE CLINIC			1	100%	1
LEHIGH REGIONAL WOUND CENTER			1	100%	1
ESOTERIC LAB			1	100%	1
PORTAGE MEDICAL CENTER			1	100%	1
THE LITTLE CLINIC, LLC			1	100%	1
WALGREENS #10854		1			1
RIDGE OPTUM FLORIDA			1	100%	1
CVS NE5863POCT OMAHA		1			1
SANTA ROSA PEDIATRICS			1	100%	1
BAYOU URGENT CARE			1	100%	1
THE LITTLE CLINIC LLC			1	100%	1
CVS HEALTH, #5962		1			1
PROMUS DIAGNOSTICS, LLC			1	100%	1
PALM BEACH DIABETES AND ENDOCRINE SPECIALISTS, PA			1	100%	1
HELGEMO & LIOU PEDIATRICS			1	100%	1
Le Roy Village Green		1			1
HEALTHFORCE PARTNERS INC			1	100%	1
ASSURANCE HEALTHCARE AND COUNSELING CENTER		1			1
CAROLINAS HEALTHCARE SYSTEM LAB			1	100%	1
PEDRO L ORTEGA MD PA			1	100%	1

COVID-19: testing by laboratory

Data through Mar 28, 2021 verified as of Mar 29, 2021 at 09:25 AM

Data in this report are provisional and subject to change.

The numbers in the table below represent the number of Florida and non-Florida residents for whom test results were received by the Department of Health. A person can be tested by more than one laboratory and can have both positive and negative results. **Therefore, the sum of the numbers in each column will be larger than the total number of people tested.**

Reporting lab	Inconclusive	Negative	Positive	Percent positive	Total
Brown Nursing Home		1			1
QUEST INC			1	100%	1
OPTUM MEDICAL CLINIC IN ROCKRIMMON			1	100%	1
Kroger 682 - The Little Clinic New Holland Market			1	100%	1
CHILDREN'S MEMORIAL HOSPITAL			1	100%	1
GEORGE WASHINGTON UNIVERSITY HOSPITAL			1	100%	1
LYSTER MAIN LAB, FT RUCKER		1			1
LAS PALMAS MEDICAL CENTER			1	100%	1
SAINT BARNABAS MEDICAL CENTER		1			1
RED BUG LAKE ROAD OVIEDO COVID			1	100%	1
APOLLO ADVANCED HOME HEALTH CORP			1	100%	1
HEALTHCARE ASSOCIATES OF IRVING, LLP			1	100%	1
VIVEX/UMTB BIOMEDICAL			1	100%	1
Kroger 390 - The Little Clinic North College Hill		1			1
CVS AZ69POCT PEORIA		1			1
XSTREMEMD			1	100%	1
INTERNAL MEDICINE EMILIA MURRAY MD PA		1			1
DOCTORS CARE - AIKEN MALL			1	100%	1
SUNRISE CLINIC SANTA ROSA		1			1
CVS AZ4795POCT MESA		1			1
LEE MEMORIAL HOSPITAL OUTPATIENT SURGERY CENTER			1	100%	1
Kroger 532 - The Little Clinic Murfreesboro		1			1
SOUTHEASTERN INTEGRATED MEDICAL PL			1	100%	1
MERITUS MEDICAL CENTER			1	100%	1
DSI LABORATORIES-NAPLES-7TH			1	100%	1
MISSOURI DEPARTMENT OF HEALTH AND SENIOR SERVICES - STATE PH LAB		1			1
VISTA LAKE ASSISTED LIVING			1	100%	1
ADVENT HEALTH MEDICAL GROUP MULTISPECIALTY			1	100%	1
NICKLAUS CHILDREN'S DORAL OUTPATIENT CENTER			1	100%	1
Brownwood Nusing & Rehabilitation		1			1
ORCHID TERRACE		1			1
CAPITAL HEALTH PLAN - GOVERNORS SQUARE			1	100%	1
Kroger - KR070300083			1	100%	1
WEST CARVER MEDICAL ASSOCIATES		1			1
WELLMED AT LINEBAUGH AVE			1	100%	1
ADVENTHEALTH MEDICAL GROUP PEDIATRICS DIABETES &			1	100%	1
Hawthorne House		1			1
RESIDENCES AT MIAMI / REIGN GARDENS LLC, THE			1	100%	1
SHAH			1	100%	1
SUMMIT LABORATORY			1	100%	1
SOUTHERN REGIONAL MEDICAL CENTER		1			1
Kroger 379 - The Little Clinic Stony Brook		1			1
OPCO LLC LEGACY NURSING AND REHABILITA		1			1
Kroger 524 - The Little Clinic Iron Bridge Road		1			1
Village Green Health & Rehabilitation		1			1
SONNI'S PEDIATRICS			1	100%	1
CELEBRATION HOSPITAL			1	100%	1

COVID-19: testing by laboratory

Data through Mar 28, 2021 verified as of Mar 29, 2021 at 09:25 AM

Data in this report are provisional and subject to change.

The numbers in the table below represent the number of Florida and non-Florida residents for whom test results were received by the Department of Health. A person can be tested by more than one laboratory and can have both positive and negative results. **Therefore, the sum of the numbers in each column will be larger than the total number of people tested.**

Reporting lab	Inconclusive	Negative	Positive	Percent positive	Total
CLEVELAND CLINIC FLORIDA LAB			1	100%	1
Central Park Healthcare & Rehabilitation Center		1			1
ALPHA 1 ANTITRYPSIN RESEARCH PROGRAM			1	100%	1
TRAFALGAR DIALYSIS			1	100%	1
PALACE CARE AND REHAB		1			1
TRIHEALTH			1	100%	1
FALMOUTH HOSPITAL			1	100%	1
ABBOTT LABORATORIES - OCCUPATIONAL HEALTH SERVICES			1	100%	1
ST JOHNS PEDIATRICS PA		1			1
ST. PETERSBURG PEDIATRICS-SEMINOLE			1	100%	1
TARRYTOWN PHARMACY			1	100%	1
WALK IN FAMILY MEDICINE CENTER			1	100%	1
TOMAH VAMC			1	100%	1
Valley View Health and Rehabilitation, LLC		1			1
DONALSONVILLE HOSPITAL			1	100%	1
DOCTOR TODAY URGENT CARE			1	100%	1
CVS OH6167POCT ASHLAND		1			1
DAVITA DIALYSIS-NORTH			1	100%	1
ANY LAB TEST NOW JACKSONVILLE		1			1
MIAMI VASCULAR SURGERY			1	100%	1
RIVERVIEW HOSPITAL D/B/A UNIVERSITY		1			1
NEMOURS CHILDREN'S PRIMARY CARE, ST CLOUD			1	100%	1
URGENT CARE CENTER OF PORT ORANGE LLC			1	100%	1
ST FRANCIS COLLEGE WELLNESS CENTER		1			1
AMD			1	100%	1
OPTUM OF HIALEAH		1			1
ADVENTHEALTH IMAGING WINTERGARDEN		1			1
INLET CONCIERGE MEDICINE			1	100%	1
FINLAY MEDICAL RESEARCH CORP			1	100%	1
SUNSHINE PEDIATRICS OF LUTz			1	100%	1
ASPIRUS WAUSAU HOSPITAL			1	100%	1
BETHESDA DIALYSIS			1	100%	1
CVS MA2600POCT WEYMOUTH			1	100%	1
FAMILY MEDICINE AT KISSIMMEE		1			1
NORTH FLORIDA FAMILY MEDICINE			1	100%	1
DR PHILLIPS CENTER FOR WELLNESS		1			1
ENCOMPASS HEALTH HOME HEALTH		1			1
Kroger 350 - The Little Clinic New Cut Road		1			1
HIDALGO FAMILY CLINIC			1	100%	1
ISLANDS ASSISTED LIVING FACILITY,THE			1	100%	1
ARKANSAS PUBLIC HEALTH LABORATORY		1			1
BORINQUEN HEALTH CENTER			1	100%	1
PEDIATRIC ASSOCIATES - MIAMI LAKES		1			1
ALLEGANY COUNTY DEPARTMENT OF HEALTH		1			1
APS-SUMMIT CARE PHARMACY, LLC DBA OMNICARE		1			1
PHOEBE SUMTER MEDICAL CENTER LABORATORY		1			1
Long Beach Care Center			1	100%	1

COVID-19: testing by laboratory

Data through Mar 28, 2021 verified as of Mar 29, 2021 at 09:25 AM

Data in this report are provisional and subject to change.

The numbers in the table below represent the number of Florida and non-Florida residents for whom test results were received by the Department of Health. A person can be tested by more than one laboratory and can have both positive and negative results. **Therefore, the sum of the numbers in each column will be larger than the total number of people tested.**

Reporting lab	Inconclusive	Negative	Positive	Percent positive	Total
WATERS EDGE ELEMENTARY SCHOOL			1	100%	1
Regency Square			1	100%	1
LabCorp L#09258295 M#09258285			1	100%	1
BAM INC		1			1
WEST FLORIDA HOSPITAL LABORATORY			1	100%	1
NORDX			1	100%	1
WRIGHT PATTERSON AFB MEDICAL CENTER			1	100%	1
CHIPLEY DIALYSIS			1	100%	1
CVS AZ3749POCT GOODYEAR		1			1
MARQUETTE GENERAL HOSPITAL			1	100%	1
Kroger 705 - The Little Clinic Richmond		1			1
JOSEPH REINA PHARMACY INC DBA JRX PHAR		1			1
HEART HOSPITAL OF LAFAYETTE: EMERGENCY ROOM			1	100%	1
Hillside Manor Rehabilitation and Extended Care Center		1			1
WMC HEALTH GROUP OF KISSIMMEE LLC			1	100%	1
BRITTNEY WHELIHAN IRWIN ARNP LLC			1	100%	1
The Center at Centennial			1	100%	1
CVS AZ7855POCT TUCSON		1			1
AURORA CONSOLIDATED LABORATORY			1	100%	1
FLORIDA DEPARTMENT OF HEALTH IN CITRUS COUNTY		1			1
AUTUMN CARE OF STATESVILLE, LLC		1			1
Kroger 753 - The Little Clinic Goss Avenue		1			1
Manor Care Health Care Services - Williamsport North		1			1
DOCTORS CHOICE HOME CARE INC			1	100%	1
LPG PRIMARY CARE AT LABELLE			1	100%	1
LIFEGUARD AMBULANCE SERVICE LLC - BAY COUNTY			1	100%	1
TREASURE COAST COMMUNITY HEALTH INC			1	100%	1
Louis Stokes Cleveland VA - Midtown Dialysis Center		1			1
OAKWOOD HOSPITAL - SOUTHSORE			1	100%	1
LAS PALOMAS SENIOR LIVING		1			1
CVS TX7431POCT ROWLETT		1			1
Fairview			1	100%	1
CARBON HEALTH			1	100%	1
COLLIER BLVD HMA PHYSICIANS MANAGEMENT LLC			1	100%	1
MISSISSIPPI VALLEY REGIONAL BLOOD CENTER			1	100%	1
TFH HOME HEALTH INC			1	100%	1
LIBERTY URGENT CARE			1	100%	1
CONTINENTAL HOME HEALTH CARE INC			1	100%	1
MEDICAL CENTER			1	100%	1
MISSION HOSPITAL			1	100%	1
MERITER LABORATORIES			1	100%	1
Kroger 006 - The Little Clinic Uintah Gardens		1			1
LAURELS OF NORWORTH		1			1
Kroger 419 - The Little Clinic Farmington/Exeter		1			1
LABTEST LLC LABTEST DIAGNOSTICS			1	100%	1
CORPUS CHRISTI MEDICAL CENTER			1	100%	1
Kroger 49 - The Little Clinic Wichita - 21st St.			1	100%	1

COVID-19: testing by laboratory

Data through Mar 28, 2021 verified as of Mar 29, 2021 at 09:25 AM

Data in this report are provisional and subject to change.

The numbers in the table below represent the number of Florida and non-Florida residents for whom test results were received by the Department of Health. A person can be tested by more than one laboratory and can have both positive and negative results. **Therefore, the sum of the numbers in each column will be larger than the total number of people tested.**

Reporting lab	Inconclusive	Negative	Positive	Percent positive	Total
NORTH PALM BEACH DIALYSIS CENTER			1	100%	1
COUNTRYSIDE PEDIATRIC CARE PA			1	100%	1
SOUTHERN WINDS			1	100%	1
QUALITY CLINICAL LAB LLC			1	100%	1
OCALA REGIONAL DIALYSIS- NORTH			1	100%	1
COMMONWEALTH OF VIRGINIA DIVISION OF CONSOLIDATED LABORATORY SERVICES			1	100%	1
MIL LAKE HEALTHCARE CENTER INC PEDIATRICS			1	100%	1
FAYETTE MEDICAL CENTER LAB		1			1
PULMONARY, CRITICAL CARE AND SLEEP DISORDERS INSTITUTE OF SOUTH FLORID			1	100%	1
HOLLAND COMMUNITY HOSPITAL		1			1
INTEGRATED GENETICS SEQUENOM		1			1
BAPTIST HEALTH EXPRESS CARE			1	100%	1
Memorial Health Care Center			1	100%	1
Kroger 397 - The Little Clinic Frankfort East		1			1
Bethel Lutheran Nursing & Rehabilitation Center		1			1
ASCENSION ST VINCENT'S - WESTSIDE			1	100%	1
LIMA MEMORIAL HOSPITAL			1	100%	1
REFERENCE LABORATORY			1	100%	1
CONCENTRA - OCALA		1			1
INTEGRIS SEMINOLE EMERGENCY DEPT			1	100%	1
DEACONESS URGENT CARE CENTER			1	100%	1
CAREWELL URGENT CARE FITCHBURG			1	100%	1
MEDEXPRESS URGENT CARE - VINELAND S MA		1			1
FLAGLER CARE CENTER			1	100%	1
WINTER PARK MEMORIAL HOSPITAL LABORATORY		1			1
FALKVILLE HEALTHCARE		1			1
CYPRESS CREEK OUTPATIENT SURGICAL CTR, LLC			1	100%	1
Brynwood Health & Rehabilitation Center			1	100%	1
EAST CORE LAB			1	100%	1
LP Marietta II, LLC		1			1
CITRONELLE HEALTH AND REHABILITATION CENTER		1			1
LEXINGTON HOSPITAL CORPORATION			1	100%	1
CONWAY - SHERWOOD URGENT CARE			1	100%	1
SUMMIT DETOX INC			1	100%	1
HCL LABORATORIES			1	100%	1
APPLECARE BRUNSWICK			1	100%	1
LEGACY AT HIGHWOODS PRESERVE		1			1
DW MCMILLAN MEMORIAL HOSPITAL LABORATORY			1	100%	1
MEDEXPRESS URGENT CARE-VINLAND SOUTH			1	100%	1
SELF REGIONAL HEALTHCARE			1	100%	1
CFCH - FROSTPROOF			1	100%	1
CENTRAL TX MEDICAL CENTER - LAB			1	100%	1
TANGLEWOOD MANOR		1			1
CHESAPEAKE REGIONAL MEDICAL CENTER			1	100%	1
CRUSADER COMMUNITY HEALTH			1	100%	1
MACKINAC STRAITS LONG TERM CARE UNIT		1			1
FRESENIUS KIDNEY CARE OCALA			1	100%	1

COVID-19: testing by laboratory

Data through Mar 28, 2021 verified as of Mar 29, 2021 at 09:25 AM

Data in this report are provisional and subject to change.

The numbers in the table below represent the number of Florida and non-Florida residents for whom test results were received by the Department of Health. A person can be tested by more than one laboratory and can have both positive and negative results. **Therefore, the sum of the numbers in each column will be larger than the total number of people tested.**

Reporting lab	Inconclusive	Negative	Positive	Percent positive	Total
NORTH COUNTY MEDICAL LAB			1	100%	1
BROOKS REHAB			1	100%	1
NORTH BROWARD MEDICAL CENTER			1	100%	1
KROGER 915 - THE LITTLE CLINIC ANDERSON			1	100%	1
Highland Pines Health and Rehab		1			1
GATEWAY HEALTHCARE, PC			1	100%	1
BRIDGES AT LIFE CARE CENTER OF OCALA, THE			1	100%	1
UMASS MEMORIAL/MARLBORO HOSPITAL			1	100%	1
LAKE WALES DIALYSIS CENTER			1	100%	1
ALL CHILDRENS PEDIATRIC CLINIC			1	100%	1
ASSOCIATESMD			1	100%	1
PHYSICIANS LAB INC			1	100%	1
St Mary's d'Youville Pavilion		1			1
MEDSTAR URGENT CARE, LLC			1	100%	1
MEDEXPRESS URGENT CARE, EDWARDSVILLE		1			1
Kroger 500 - The Little Clinic Speedway		1			1
SMITH KLINE			1	100%	1
HARMONY HEALTHCARE ORLANDO INC		1			1
PALMETTO LANDING			1	100%	1
HAYS CLINICAL LAB			1	100%	1
CENTRAL FLA PEDIATIC URGENT CARE LLC		1			1
SIERRA HEALTH CARE CENTER		1			1
WINTER GARDEN CHILDREN'S HEALTH CENTERS			1	100%	1
MEMORIAL HERMANN MEDICAL GROUP-ATASCOCITA PEDS			1	100%	1
Robinson Terrace Rehabilitation and Nursing Center		1			1
HAVASU REGIONAL MEDICAL CENTER			1	100%	1
HORIZON MEDICAL CENTER			1	100%	1
RESTORE MEDICAL PARTNERS PLLC			1	100%	1
Kroger 929 - The Little Clinic Corryville		1			1
UNITED HEALTHCARE			1	100%	1
BRUSHY CREEK FAMILY HOSPITAL			1	100%	1
SANITAS RESEARCH LLC			1	100%	1
MONMOUTH MEDICALC ENTER		1			1
GOSHEN HOSPITAL			1	100%	1
MEDEXPRESS URGENT CARE - PATRICK STREE			1	100%	1
Dupage Care Center			1	100%	1
EDWARD HOSPITAL			1	100%	1
FLORIDA ADVANCED MEDICAL AND DERM AESTHETICS LLC			1	100%	1
Monument Health Strugis Care Center		1			1
CVS TX7825POCT FRISCO		1			1
WW Chem Auto SS			1	100%	1
BAPTIST HEALTH SURGERY CENTER			1	100%	1
PEDIATRIC SPECIALTY CLINIC COLLIER			1	100%	1
Perham Living			1	100%	1
PRIMARY & URGENT CARE CENTERS			1	100%	1
LONG ISLAND MINIMALLY INVASIVE SURGERY		1			1
APOLLOMDX LLC			1	100%	1

COVID-19: testing by laboratory

Data through Mar 28, 2021 verified as of Mar 29, 2021 at 09:25 AM

Data in this report are provisional and subject to change.

The numbers in the table below represent the number of Florida and non-Florida residents for whom test results were received by the Department of Health. A person can be tested by more than one laboratory and can have both positive and negative results. **Therefore, the sum of the numbers in each column will be larger than the total number of people tested.**

Reporting lab	Inconclusive	Negative	Positive	Percent positive	Total
MEDEXPRESS URGENT CARE, MILLCREEK		1			1
FIRST CARE OF GAINESVILLE			1	100%	1
TITUS REGIONAL MEDICAL CENTER			1	100%	1
WELLSNOW URGENT CARE-OSWEGO			1	100%	1
FAIRHAVEN		1			1
RAMBAM URGENT CARE			1	100%	1
SUPERKIDS PEDIATRICS			1	100%	1
NF Escambia, LLC DBA Olive BranchHealth and Rehabilitaion Center			1	100%	1
ADVANCED CARDIOVASCULAR DIAGNOSTICS OF FL			1	100%	1
ROBERT TAYLOR COMMUNITY COMPLEX			1	100%	1
ULTIMATE ANALYSIS LABORATORY			1	100%	1
ST LUKE LUTHERAN HOME		1			1
ST JOHN'S HOME CARE			1	100%	1
CVS IL5797POCT CAROL STREAM		1			1
NHC HealthCare St. Charles		1			1
CVS AZ3264POCT PHOENIX			1	100%	1
THE NEW JEWISH HOME		1			1
Bay View Nursing and Rehabilitation Center			1	100%	1
MAYO MEDICAL LABORATORIES			1	100%	1
WESTCHESTER MEDICAL CENTER ADVANCED		1			1
BROOKDALE FORT WALTON BEACH			1	100%	1
OKLAHOMA BLOOD INSTITUTE			1	100%	1
CVS LA1116POCT BATON ROUGE		1			1
WOODHILLS LABS			1	100%	1
PHYSICIANS PRIMARY CARE LEHIGH PEDS			1	100%	1
UNIVERSITY OF FLORIDA			1	100%	1
ST CATHERINE HOSPITAL LABORATORY			1	100%	1
BUFFALO VAMC			1	100%	1
El Paso Health Care Center			1	100%	1
PALM SPRINGS GENERAL HOSPITAL			1	100%	1
PUTNAM CO HOSPITAL-D/B/A ASBURY TOWERS		1			1
PowerBack Piscataway Center		1			1
VISTA DEL SOL MED ASSOC		1			1
LSU MEDICAL CENTER			1	100%	1
Piedmont Crossing		1			1
ASUNCION HOME HEALTH CARE CORP			1	100%	1
SHANNON CLARK OD, PA			1	100%	1
Highland Ave. Eye Clinic		1			1
LIFE CARE CENTER OF GWINNETT		1			1
PEDIATRIC ASSOCIATES OF ORLANDO			1	100%	1
ATHENA PLASTIC SURGERY		1			1
BLACKBERRY CENTER, THE		1			1
WATERTOWN URGENT CARE		1			1
LABORATORIO BUENA SALUD			1	100%	1
VA WNYHCS - Buffalo Division			1	100%	1
WILLOWBROOKE CT AT LIMA ESTATES		1			1
Bivins Pointe			1	100%	1

COVID-19: testing by laboratory

Data through Mar 28, 2021 verified as of Mar 29, 2021 at 09:25 AM

Data in this report are provisional and subject to change.

The numbers in the table below represent the number of Florida and non-Florida residents for whom test results were received by the Department of Health. A person can be tested by more than one laboratory and can have both positive and negative results. **Therefore, the sum of the numbers in each column will be larger than the total number of people tested.**

Reporting lab	Inconclusive	Negative	Positive	Percent positive	Total
ADVANTA LABS, LLC		1			1
Kroger 923 - The Little Clinic Centerville		1			1
OPTIMAL MEDICINE INC		1			1
TMH PHYSICIAN PARTNERS			1	100%	1
NORTHEAST TEXAS DIALYSIS		1			1
IMMY LABS			1	100%	1
USA Healthcare LTC, LLC - Folsom Center for Rehabilitation & Healthca		1			1
MARTIN MEM FAMILY CARE AT ST LUCIE W			1	100%	1
FOUNDATION LABORATORY			1	100%	1
ANSWERS RESOURCE FACILITY		1			1
TUNIS STREET GROUP HOME		1			1
SHEPHERD CENTER CLINICAL LABORATORY		1			1
Trucare Living Centers - Columbus		1			1
Lopatcong Center		1			1
Eddy Memorial Geriatric Center		1			1
VA Boston HCS-West Roxbury Division			1	100%	1
FIRST CARE WALK IN CLINIC LLC			1	100%	1
MALUHIA		1			1
LANCASHIRE HALL NURSING AND REHABILITATION CENTER		1			1
ACCESS HEALTH CARE PHYSICIANS, LLC		1			1
EMERGENCY CARE SERVICES LAB AT JFK MEDICAL CENTER			1	100%	1
EVERGREEN NURSING HOME		1			1
Florence Home		1			1
MEDOR/ACC SYNCHRONY			1	100%	1
PATHLAB SERVICES			1	100%	1
SEASONS HOSPICE AND PALLIATIVE CARE OF			1	100%	1
PANCARE HEALTH - NORTHSIDE ELEMENTARY			1	100%	1
Baypoint Healthcare Center			1	100%	1
CVS TN5694POCT SODDY DAISY		1			1
BAYSTATE REFERENCE LABORATORY			1	100%	1
Indianspring of Oakley		1			1
EASTSIDE MEDICAL CLINIC		1			1
EDGAR PRICE FAMILY & CHILDREN HEALTHCARE CENTER			1	100%	1
ARISTACARE AT MANCHESTER		1			1
CAREFIRST URGENT CARE - BEECHMONT			1	100%	1
LEESBURG DIALYSIS CENTER		1			1
Carington Park			1	100%	1
PATHOLOGY ASSOCIATES			1	100%	1
Kroger 086 - The Little Clinic Broomfield-Sheridan		1			1
MINUTECLINIC DIAGNOSTIC OF NH, LLC (CL		1			1
TOXUSALABS DBA CONNECTDX LABS		1			1
CORDOVA FAMILY PRACTICE			1	100%	1
EXCEPTIONAL EMERGENCY CENTER			1	100%	1
ELEMENTS PHARMACY			1	100%	1
SUMMERLIN MEDICAL CENTRE			1	100%	1
KENNEDY BOULEVARD DIALYSIS			1	100%	1
LIFECARE MEDICAL CENTER			1	100%	1

COVID-19: testing by laboratory

Data through Mar 28, 2021 verified as of Mar 29, 2021 at 09:25 AM

Data in this report are provisional and subject to change.

The numbers in the table below represent the number of Florida and non-Florida residents for whom test results were received by the Department of Health. A person can be tested by more than one laboratory and can have both positive and negative results. **Therefore, the sum of the numbers in each column will be larger than the total number of people tested.**

Reporting lab	Inconclusive	Negative	Positive	Percent positive	Total
ST MICHAEL'S ELITE MEDICAL HOSPITAL			1	100%	1
PROVIDENCE ST. PATRICK HOSPITAL			1	100%	1
Garden View Care Center at Dougherty Ferry		1			1
WINDSOR MANOR			1	100%	1
PROGENESIS INC			1	100%	1
PRIMARY CARE GROUP LLC		1			1
PHYSICIANS ASSOCIATES PA			1	100%	1
SUMMERFIELD PAIN MANAGEMENT			1	100%	1
FREEPORT ER DOX URGENT CARE		1			1
Illiana HCS -Danville VAMC		1			1
PORTSMOUTH REG. HOSPITAL			1	100%	1
INTERNAL MEDICINE ASSOCIATES		1			1
HEALTHALLIANCE HOSPITAL LABORATORY		1			1
OAKWOOD HOSPITAL - DEARBORN LAB			1	100%	1
Kroger 907 - The Little Clinic Holland		1			1
ENZO LABS INC			1	100%	1
DEERFIELD BEACH REHABILITATION AND NURSING			1	100%	1
POETS WALK SARASOTA			1	100%	1
GOOD SAMARITAN SOCIETY - DE SMET		1			1
SAN JOSE CLINIC		1			1
Wetumpka Health and Rehab, LLC		1			1
ACCESS MEDICAL GROUP OF TAMPA INC			1	100%	1
RIVERSIDE PEDIATRIC GROUP, INC		1			1
BAPTIST HOSPITAL FAMILY MEDICINE &			1	100%	1
BATESVILLE - SHERWOOD URGENT CARE			1	100%	1
Woodstock Nursing and Rehabilitation Center		1			1
Eagle Point Health Care Center		1			1
CVS IL2297652CV CHICAGO		1			1
COVENANT HEALTH		1			1
ORDRS, INC.			1	100%	1
CVS NE5714POCT OMAHA		1			1
Maple Lane Nursing Home		1			1
ALL PEDIATRIC CARE PA			1	100%	1
WILLOWBROOKE COURT AT MATTHEWS GLEN		1			1
IRA FIALKO DO			1	100%	1
Kroger 368 - The Little Clinic Frankfort West		1			1
CUSTOM SCRIPTS PHARMACY		1			1
White Oak Manor - Rock Hill		1			1
PRIORITY CARE LLC			1	100%	1
SANTA CLARA VALLEY MEDICAL CENTER			1	100%	1
USC VERDUGO HILLS HOSPITAL			1	100%	1
MDS PHARMA SERVICES		1			1
Victory Health and Rehabilitation			1	100%	1
MEDEXPRESS-DOVER		1			1
ALLIED PHYSICIANS GROUP		1			1
CARDIOLOGY AND FITNESS MEDICINE		1			1
URGENT TEAM MANAGEMENT OF TENNESSEE, L			1	100%	1

COVID-19: testing by laboratory

Data through Mar 28, 2021 verified as of Mar 29, 2021 at 09:25 AM

Data in this report are provisional and subject to change.

The numbers in the table below represent the number of Florida and non-Florida residents for whom test results were received by the Department of Health. A person can be tested by more than one laboratory and can have both positive and negative results. **Therefore, the sum of the numbers in each column will be larger than the total number of people tested.**

Reporting lab	Inconclusive	Negative	Positive	Percent positive	Total
Niles Nursing and Rehab. Center		1			1
EAST COAST INSTITUTE FOR RESEARCH LLC			1	100%	1
CVS CA9145POCT SANTEE			1	100%	1
ADVANCE MD CARE			1	100%	1
Manassas Health & Rehab			1	100%	1
Ravenwood Speciality Care		1			1
SUPREME MEDICAL GROUP PLLC			1	100%	1
Home Health Care Clinic		1			1
BEAUMONT REFERENCE LABORATORY			1	100%	1
STEWARD FLORIDA ALF, INC			1	100%	1
SONORAN DESERT PATHOLOGY			1	100%	1
MARTIN MEMORIAL MEDICENTER			1	100%	1
COMMUNITY MEDICAL CENTER-ORANGE CITY		1			1
HALEYVILLE HEALTH CARE CENTER		1			1
TEVAPHARM			1	100%	1
STEPHEN G NELSON MD PA			1	100%	1
Waters of Covington		1			1
DIXIE REGIONAL MEDICAL CENTER			1	100%	1
FOCUSED CARE AT ALLENBROOK		1			1
ANMED HEALTH MEDICAL CENTER			1	100%	1
ARCADIA DIALYSIS CENTER			1	100%	1
WALGREENS # 11165		1			1
BRIGHAM YOUNG UNIV STUDENT HEALTH CTR			1	100%	1
CLINICAL PATHOLOGY LABORATORIES SOUTHEAST INC			1	100%	1
SPECIALTY MOLECULAR - DENVER			1	100%	1
MEDCARE-GARNERS FERRY			1	100%	1
Kroger 629 - The Little Clinic Cartersville, GA Hwy 41		1			1
PASTEUR MEDICAL CENTER LLC		1			1
ORMC-ARDEN/EOI			1	100%	1
SUNCOAST PRIMARY CARE LLC			1	100%	1
MY INSTADOC - HOWELL URGENT CARE		1			1
JUP Serology SubSection			1	100%	1
PUBLIX PHARMACY #1122		1			1
ATHENS LIMESTONE HOSPITAL		1			1
WEST BOCA MEDICAL CENTER			1	100%	1
NATIONAL INSTITUTES OF HEALTH CLINICAL CENTER			1	100%	1
CAREWELL 203			1	100%	1
MEDEXPRESS URGENT CARE - UNIONTOWN		1			1
Oregon Veterans Home The Dalles		1			1
FAMILY AND INTERNAL MEDICINE ASSOCIATES		1			1
EAST TENNESSEE STATE UNIVERSITY		1			1
VCU HEALTH SYSTEM AUTHORITY - MCV HOSPITALS			1	100%	1
FASTMED URGENT CARE			1	100%	1
SAINT JOSEPH'S HOSPITAL AND MEDICAL CENTER		1			1
Seal Rock Healthcare		1			1
HEARTLAND OF MARIETTA OH LLC DBA		1			1
UCH LAB			1	100%	1

COVID-19: testing by laboratory

Data through Mar 28, 2021 verified as of Mar 29, 2021 at 09:25 AM

Data in this report are provisional and subject to change.

The numbers in the table below represent the number of Florida and non-Florida residents for whom test results were received by the Department of Health. A person can be tested by more than one laboratory and can have both positive and negative results. **Therefore, the sum of the numbers in each column will be larger than the total number of people tested.**

Reporting lab	Inconclusive	Negative	Positive	Percent positive	Total
MEDICAL CENTER AFFILIATES PALM SPRINGS			1	100%	1
VA Tennessee Valley HCS-Nashville Campus			1	100%	1
Mercy Manor Transition Center			1	100%	1
ACCESS TOTAL CARE - PORTLAND			1	100%	1
Ramsey Village		1			1
GENESIS CARE USA OF FLORIDA, LLC			1	100%	1
FRANKLIN CBOC			1	100%	1
REGENTS PARK OF JACKSONVILLE			1	100%	1
CORONA CONCIERGE, LLC		1			1
Schenectady Center for Rehabilitation & Nursing		1			1
RINGLING HEALTH CENTER			1	100%	1
COMMUNITY HOSPITALS INDIANAPOLIS			1	100%	1
NORTH SHORE MEDICAL CENTER - SALEM HOSPITAL			1	100%	1
FLORIDA HOSPITAL ORMOND BEACH			1	100%	1
COMMUNITY MEDICAL CARE			1	100%	1
RIVERSIDE MEDICAL CENTER		1			1
SCRIPTS PLUS INC DBA THE MEDICINE SHOP		1			1
PARK AVENUE DERMATOLOGY NORTH			1	100%	1
BAXTER REGIONAL MEDICAL CENTER			1	100%	1
HOWELL BRANCH COURT			1	100%	1
HARRIS URGENT CARE CENTER			1	100%	1
GREYSTONE HOME HEALTH OF GREATER ORLANDO LLC		1			1
Metairie Healthcare Center			1	100%	1
FLAGLER PROFESSIONAL HEALTH CARE SERVICES INC		1			1
TWIN			1	100%	1
BROOKDALE AVONDALE (BU 04360)			1	100%	1
WAYCROSS INTRTNAL MEDICINE			1	100%	1
Vibrallife of El Paso Rehabilitation Center			1	100%	1
441 URGENT CARE CENTER - BROWNWOOD			1	100%	1
Community Compassion Center of Batesville			1	100%	1
Falmouth By The Sea			1	100%	1
ADVENTHEALTH MEDICAL GROUP OBSTETRICS AND			1	100%	1
BROOKSHIRE, THE			1	100%	1
SANFORD LABORATORIES WATERTOWN			1	100%	1
Heartland of Perrysburg		1			1
TRAVIS LEE THOMPSON MD			1	100%	1
WOMACK ARMY MEDICAL CENTER			1	100%	1
Mission Arch Center		1			1
COLOMBO'S PHARMACY		1			1
MEDPOST URGENT CARE - CIBOLO			1	100%	1
PRINCIPLE DIAGNOSTICS LLC			1	100%	1
DEPARTMENT OF HEALTH SERVICES			1	100%	1
BOND COUNTY HEALTH DEPARTMENT			1	100%	1
DIMITT REGIONAL HOSPITAL			1	100%	1
PINEVILLE PHARMACY			1	100%	1
Arlington Health and Rehabilitation		1			1
Shoreline Care Center			1	100%	1

COVID-19: testing by laboratory

Data through Mar 28, 2021 verified as of Mar 29, 2021 at 09:25 AM

Data in this report are provisional and subject to change.

The numbers in the table below represent the number of Florida and non-Florida residents for whom test results were received by the Department of Health. A person can be tested by more than one laboratory and can have both positive and negative results. **Therefore, the sum of the numbers in each column will be larger than the total number of people tested.**

Reporting lab	Inconclusive	Negative	Positive	Percent positive	Total
SACRED HEART HEALTH SYSTEM- MIDWIFE PROGRAM			1	100%	1
LINCOLN COUNTY MEDICAL CENTER		1			1
BRIDGEWATER PARK ASSISTED LIVING LLC			1	100%	1
LOUNDY		1			1
TAMPA HEALTH CARE PROVIDERS PA		1			1
SJMC PHYSICIAN SERVICES			1	100%	1
NULL			1	100%	1
BASCOM PALMER-MICRO LAB			1	100%	1
Hillside Rehab and Care Center			1	100%	1
ARNOLD PALMER HOSPITAL LAB POCT		1			1
MINUTECLINIC DIAGNOSTICS OF OKLAHOMA		1			1
BICKERTON, DAWN		1			1
GOSHEN MEDICAL CENTER			1	100%	1
Walgreens #5065		1			1
CARESPOT EXPRESS HEALTHCARE BOYNTON BEACH			1	100%	1
Strasburg Care Center		1			1
MEDEXPRESS URGENT CARE-MEADVILLE			1	100%	1
ST VINCENT'S AMBULATORY CARE INC			1	100%	1
BHS PHYSICIAN NETWORK			1	100%	1
JOHNSON MEDICAL SERVICES			1	100%	1
FLORIDA STATE UNIVERSITY HEALTH SERVICES			1	100%	1
CENTRAL TX URGENT CARE			1	100%	1
NORTH SHORE HEMATOLOGY-ONCOLOGY ASSOCIATES		1			1
JERSEY IRISH MEDICAL (DBA AFC URGENT C			1	100%	1
BOCA RATON PHYSICIANS PA			1	100%	1
WALGREENS # 09788		1			1
CDR MAGUIRE - STUART MISSION			1	100%	1
LRHS Pablo Urgent Care		1			1
NEW ERA COMMUNITY HEALTH CENTER LLC		1			1
KENT		1			1
HOSPITALS OF PROVIDENCE TRANSMOUNTAIN CAMPUS, THE			1	100%	1
HEALTHCARE AND REHAB OF SANFORD			1	100%	1
MERRILL GARDENS AT CHAMPIONSGATE			1	100%	1
VERMONT DEPT OF HEALTH LABORATORY			1	100%	1
CHI ST. LUKE'S HEALTH BCM MEDICAL CENTER			1	100%	1
COSTCO PHARMACY #1023			1	100%	1
NCH HEALTHCARE CREEKSIDE ENDOSCOPY			1	100%	1
STANLY REGIONAL MEDICAL CENTER			1	100%	1
ONPOINT URGENT CARE			1	100%	1
Kroger 683 - The Little Clinic Foothills Plaza		1			1
Garden Villa Bedford		1			1
ASHLEY PEDICATRICS DAY AND NIGHT CLINIC			1	100%	1
SURGERY CENTER, THE			1	100%	1
Signature Healthcare of Fort Wayne		1			1
ER NEAR ME HULEN		1			1
FLORIDA HOME HEALTH			1	100%	1
HUNEYCUTT FAMILY PRACTICE			1	100%	1

COVID-19: testing by laboratory

Data through Mar 28, 2021 verified as of Mar 29, 2021 at 09:25 AM

Data in this report are provisional and subject to change.

The numbers in the table below represent the number of Florida and non-Florida residents for whom test results were received by the Department of Health. A person can be tested by more than one laboratory and can have both positive and negative results. **Therefore, the sum of the numbers in each column will be larger than the total number of people tested.**

Reporting lab	Inconclusive	Negative	Positive	Percent positive	Total
JACKSON MADISON CO. GEN. HOSPITAL			1	100%	1
CANDLER HOSPITAL			1	100%	1
ORCHARD LABORATORIES			1	100%	1
HARDIN HEALTH INC		1			1
MID FLORIDA BIOLOGICALS			1	100%	1
Hempfield Manor		1			1
Arch Plaza Nursing and Rehabilitation Center			1	100%	1
SYNERGENE LABORATORY			1	100%	1
DECATUR MORGAN HOSPITAL - DECATUR GENE		1			1
JAX FAMILY CARE		1			1
MED TECH CLINICAL LABORATORY		1			1
NANCY M WORTHINGTON MD PA			1	100%	1
WINCHESTER HOSPITAL			1	100%	1
LITTLE FALLS HOSPITAL LABORATORY		1			1
BEAUMONT HOSPITAL			1	100%	1
SUN CLINICAL LABORATORIES			1	100%	1
ANDERSON FAMILY MEDICINE			1	100%	1
METROPOLITAN			1	100%	1
Kroger 838 - The Little Clinic Fairborn		1			1
STERLING HOUSE OF PORT ORANGE		1			1
GREATER TAMPA AT HOME			1	100%	1
CALIFORNIA PUBLIC HEALTH LABORATORY			1	100%	1
Walgreens #3661		1			1
OXY-GENLAB			1	100%	1
Ladera Center		1			1
SV MOBILE HEALTH			1	100%	1
Carrollton Manor Inc		1			1
Gulf Coast health and Rehabilitation, LLC		1			1
LAKE LURE HEALTH CENTER			1	100%	1
Westminster Canterbury Richmond		1			1
EPIC CARE PHARMACY		1			1
Florence Nursing and Rehabilitation Center		1			1
MEDEXPRESS URGENT CARE - CABOT			1	100%	1
THE HEART HOSPITAL BAYLOR PLANO			1	100%	1
Lenbrook		1			1
WALGREENS #15369		1			1
COMMUNITY			1	100%	1
Kroger 444 - The Little Clinic Dent		1			1
BAYSHORE DIALYSIS			1	100%	1
Elm Crest Senior Living Community		1			1
VA OPTOMETRY CLINIC			1	100%	1
Sage Bluff Health & Rehabilitation Center		1			1
CACERES SPECIALIZED GYNECOLOGY		1			1
Pinnacle Assisted Living			1	100%	1
ASHLEY CLINICAL DIAGNOSTIC LABORATORY			1	100%	1
METROWEST MEDICAL CENTER - FRAMINGHAM			1	100%	1
COVENANT HOSPITAL HOBBS D/B/A COVENANT		1			1

COVID-19: testing by laboratory

Data through Mar 28, 2021 verified as of Mar 29, 2021 at 09:25 AM

Data in this report are provisional and subject to change.

The numbers in the table below represent the number of Florida and non-Florida residents for whom test results were received by the Department of Health. A person can be tested by more than one laboratory and can have both positive and negative results. **Therefore, the sum of the numbers in each column will be larger than the total number of people tested.**

Reporting lab	Inconclusive	Negative	Positive	Percent positive	Total
SEPULVEDA OUTPATIENT AND NURSING HOME CARE			1	100%	1
Kroger 410 - The Little Clinic Trinity		1			1
LAMARQUE DIALYSIS			1	100%	1
CERMAK HEALTH SERVICES			1	100%	1
ADVANCED RESEARCH AND DIAGNOSTIC LABORATORY UNIVERSITY OF MINNESOTA			1	100%	1
Maplewood of Cheshire County		1			1
MOBILE MEDICAL CLINIC			1	100%	1
ROYAL PALM PEDIATRICS			1	100%	1
NSPIRE HEALTHCARE PLANTATION			1	100%	1
CAREHERE HUDSON BAY			1	100%	1
HOLSTON MEDICAL GROUP		1			1
CLUB HEALTH AND REHABILITATION CENTER, THE		1			1
ARIZA WELLNESS CARE LLC			1	100%	1
Sunnybrook Rehabilitation Center			1	100%	1
FAMILY PHYSICIANS OF WINTER PARK, INC			1	100%	1
BEAUMONT HOSPITAL, GROSSE POINTE			1	100%	1
Redwood Springs Healthcare			1	100%	1
FELD ENTERTAINMENT			1	100%	1
SHANDSCAIR FLIGHT PROGRAM			1	100%	1
A PATTERN MEDICAL CLINIC		1			1
ADVANCED URGENT CARE PLLC		1			1
CENTRAL FLORIDA MEDICAL CARE			1	100%	1
WY RETIREMENT CENTER		1			1
BRIAN C GRINER MD LLC			1	100%	1
BIOMAT ORLANDO		1			1
FLORHAM PARK ENDOSCOPY CENTER		1			1
CAPSTONE REHABILITATION AND HEALTHCARE		1			1
EILEEN TURBESSI MD PA		1			1
WINNIFRED ASSISTED LIVING FACILITY INC		1			1
LITTLE COMPANY OF MARY HOSPITAL			1	100%	1
MEDONE URGENT CARE			1	100%	1
MOUNT ST MARYS HOSPITAL OF NIAGARA FALLS			1	100%	1
Kroger 682 - The Little Clinic Combs and Gantzel		1			1
FLAGLER COUNTY BOARD OF COUNTY COMMISSIONERS			1	100%	1
Wildwood Healthcare		1			1
CVS CT2210POCT RIVERSIDE		1			1
ORCHARD PARK HEALTH CARE AND REHABILITATION CENTER		1			1
NEVADA DEPARTMENT OF HEALTH AND HUMAN SERVICES			1	100%	1
ADVENTHEALTH MEDICAL GROUP OBSTETRICS			1	100%	1
SOUTHWEST FLORIDA DIVISION LAB			1	100%	1
GOLDING-GRANADO MEDICAL ASSOCIATES		1			1
CHI ST VINCENT LITTLE ROCK DIAGNOSTIC CLINIC			1	100%	1
HEALTH FIRST HOME CARE		1			1
PHYSICIANS IMMEDIATE CARE			1	100%	1
AFFILIATED LABORATORIES INC			1	100%	1
MINUTE CLINIC DIAGNOSTICS OF IN, LLC #6252		1			1
Court House Center		1			1

COVID-19: testing by laboratory

Data through Mar 28, 2021 verified as of Mar 29, 2021 at 09:25 AM

Data in this report are provisional and subject to change.

The numbers in the table below represent the number of Florida and non-Florida residents for whom test results were received by the Department of Health. A person can be tested by more than one laboratory and can have both positive and negative results. **Therefore, the sum of the numbers in each column will be larger than the total number of people tested.**

Reporting lab	Inconclusive	Negative	Positive	Percent positive	Total
HENRICO DOCTOR'S LABORATORY			1	100%	1
IVAN, MAYA			1	100%	1
WINDMOOR HEALTHCARE			1	100%	1
CVS TX1057POCT SAN ANTONIO		1			1
LAKE COMMUNITY ACTION AGENCY		1			1
CATERPILLAR INC - MIAMI DISTRIBUTION CENTER			1	100%	1
SOUTHWEST REGIONAL PCR LABORATORY			1	100%	1
SOUTH FLORIDA URGENT CARE CENTERS, LLC			1	100%	1
MAGGY PHARMACY INC		1			1
CAROMONT HEALTH			1	100%	1
Heritage Inn Health and Rehabilitation		1			1
HAWAII DEPARTMENT OF HEALTH LAB			1	100%	1
MED-LAKE LABORATORY			1	100%	1
NORWALK HOSPITAL			1	100%	1
AVALON MEDICAL GROUP			1	100%	1
Victoria Manor		1			1
PRACTITIONERS IN MOTION			1	100%	1
QC LABORATORY			1	100%	1
DUKE UNIVERSITY POINT OF CARE TESTING PROGRAM			1	100%	1
ORMOND BEACH DIALYSIS			1	100%	1
Kroger 698 - The Little Clinic 14th Street/Bell		1			1
PALM BEACH COUNTY HEALTH DEPT.			1	100%	1
ENT & ALLERGY ASSOCIATES, LLP - SLEEPY HOLLOW (ABBOTT)		1			1
BAPTIST HEALTH FLOYD			1	100%	1
MEDEXPRESS URGENT CARE - LINDEN		1			1
MINUTECLINIC DIAGNOSTIC OF VIRGINIA, LLC #1980		1			1
CVS CT750POCT ENFIELD		1			1
HARDEN DIALYSIS		1			1
BEACHSIDE DETOX		1			1
Brookcrest Nursing Home		1			1
ST JOHNS EPISCOPAL HOSPITAL SOUTH SHORE		1			1
Sanford Health & Rehabilitation			1	100%	1
Quince Nursing and Rehabilitation Center		1			1
VIP FAMILY PRACTICE			1	100%	1
LOUIS A JOHNSON VAMC		1			1
RESOURCE PATH LLC			1	100%	1
PHYSICIANS URGENT CARE			1	100%	1
ROAN MOUNTAIN MEDICAL CENTER			1	100%	1
SHARON REGIONAL MEDICAL CENTER			1	100%	1
NORTH SHORE HEMATOLOGY-ONCOLOGY ASSOCI		1			1
FLORIDA FAMILY LABORATORY		1			1
DIGNITY HEALING LLC			1	100%	1
THE CHILDREN'S HOSPITAL OF PHILADELPHIA		1			1
Tremont Health & Rehabilitation Center		1			1
Fairhope		1			1
CARESPOT - OCOEE			1	100%	1
ADVENT HEALTH - OWASA			1	100%	1

COVID-19: testing by laboratory

Data through Mar 28, 2021 verified as of Mar 29, 2021 at 09:25 AM

Data in this report are provisional and subject to change.

The numbers in the table below represent the number of Florida and non-Florida residents for whom test results were received by the Department of Health. A person can be tested by more than one laboratory and can have both positive and negative results. **Therefore, the sum of the numbers in each column will be larger than the total number of people tested.**

Reporting lab	Inconclusive	Negative	Positive	Percent positive	Total
LAB PLUS, LLC			1	100%	1
C V S / PHARMACY #833		1			1
UHS BINGHAMTON GENERAL			1	100%	1
COLLINS NURSING HOME		1			1
Princeton Place			1	100%	1
FIRSTCARE MEDICAL CENTER			1	100%	1
NORTH PALM CHIDRENS PHYSICIANS			1	100%	1
ISLAND NURSING HOME			1	100%	1
NORTH SHORE HEMATOLOGY-ONCOLOGY ASSOCIATES PC		1			1
BOCA RATON REGIONAL HOSPITAL		1			1
BRUNSWICK HEALTH AND REHABILITATION CE		1			1
Springdale Village		1			1
URGENT 202 COX CREEK PKWY		1			1
SPEARE MEMORIAL HOSPITAL			1	100%	1
CONSOLIDATED			1	100%	1
MEDAC AT PORTERS NECK			1	100%	1
SIGNATURE HEALTHCARE OF BUCKHEAD		1			1
KISSIMMEE HOME TRAINING		1			1
Kroger 395 - The Little Clinic Blanchester		1			1
WVU MEDICINE - WESTON			1	100%	1
MINNESOTA HERITAGE HOUSE		1			1
Kroger 805 - The Little Clinic Lewis Center		1			1
EASTGENE LABORATORIES		1			1
HUGH CHATHAM FAMILY MEDICINE INDEPENDENCE		1			1
NOORANI MEDICAL CENTER LLC			1	100%	1
Vista Park			1	100%	1
PHYSICIAN ASSOCIATES, LLC			1	100%	1
WELL-KEY URGENT CARE SEVIERVILLE			1	100%	1
ACCESS FAMILY CARE LLC			1	100%	1
Brown Memorial Home		1			1
USF PHYSICIANS GROUP			1	100%	1
GILBERT MEDICAL GROUP			1	100%	1
WEST PALM BEACH PHARMACEUTICALS LLC			1	100%	1
THEDACARE FAMILY MEDICINE GATEWAY			1	100%	1
STANDIFER PLACE		1			1
CVS NE2741POCT LA VISTA		1			1
LABTECH DIAGNOSTICS			1	100%	1
OCALA RKC EAST HEMO #1			1	100%	1
ASSOCIATES MD MEDICAL GROUP INC			1	100%	1
Sherwood Oaks Health Center			1	100%	1
WALGREENS #06025		1			1
TITUSVILLE REHABILITATION AND NURSING CENTER		1			1
HEALTH AND HOPE CLINIC INC			1	100%	1
ORLANDO HEALTH MEDICAL GROUP			1	100%	1
WELLCARE URGENT CARE			1	100%	1
Kroger 767 - The Little Clinic Beaumont		1			1
CARING PROFESSIONAL HEALTH CARE LLC		1			1

COVID-19: testing by laboratory

Data through Mar 28, 2021 verified as of Mar 29, 2021 at 09:25 AM

Data in this report are provisional and subject to change.

The numbers in the table below represent the number of Florida and non-Florida residents for whom test results were received by the Department of Health. A person can be tested by more than one laboratory and can have both positive and negative results. **Therefore, the sum of the numbers in each column will be larger than the total number of people tested.**

Reporting lab	Inconclusive	Negative	Positive	Percent positive	Total
MEDICAL CITY NORTH HILLS			1	100%	1
PRISMA HEALTH TUOMEY LABORATORY			1	100%	1
CARESTAT HOSPICE SERVICES			1	100%	1
SOLARIS HEALTHCARE PLANT CITY		1			1
CAH ACQUISITION COMPANY 11 LLC			1	100%	1
RENOWN REGIONAL MEDICAL CENTER			1	100%	1
STUDENT HEALTH CENTER			1	100%	1
BAPTIST EMERGENCY HOSPITAL - KELLY			1	100%	1
COVE AT THE MARBELLA,THE			1	100%	1
ELKTON TRANSITIONAL CARE CENTER		1			1
GATEWAY FAMILY HEALTH CLINIC			1	100%	1
Kroger 894 - The Little Clinic NEC		1			1
SOMA MEDICAL CENTER PA #2 OAKLAND			1	100%	1
CVS KS8573POCT OVERLAND PARK		1			1
Village Crest Center for Health & Rehabilitation		1			1
URGENT CARE OF FORT LAUDERDALE INC			1	100%	1
RIVERVIEW HOSPITAL	1				1
ELAN MANATEE			1	100%	1
CENTRAL CAROLINA HOSPITAL			1	100%	1
Mayfair Village Nursing Care Center		1			1
2504-HOMEWOOD		1			1
UNIVERSITY OF VERMONT MEDICAL CENTER			1	100%	1
MEDEXPRESS NORTHSIDE			1	100%	1
NEW YORK UNIVERSITY MEDICAL CENTER			1	100%	1
NEW HORIZON PRIMARY CARE LLC			1	100%	1
LANTANA HC LAB			1	100%	1
SACRED HEART MEDICAL CENTER			1	100%	1
Salem Hills Rehabilitation and Nursing Center		1			1
SHRIVERS PHARMACY AND WELLNESS CENTER			1	100%	1
WESTCOAST FAMILY PRACTICE		1			1
CHILTON MEDICAL CENTER		1			1
Longwood Community Living Center		1			1
Keller Landing Center		1			1
AUTUMN HOUSE			1	100%	1
Fulton County Medical Center Long Term Care			1	100%	1
CARE STATION MEDICAL GROUP		1			1
QUICKCARE HEALTH, INC			1	100%	1
ST. LUKES HOSPITAL			1	100%	1
MEDICAL CLINIC OF HOUSTON			1	100%	1
CVS MA1875POCT ASHLAND			1	100%	1
Brookdale Southside			1	100%	1
BROOKDALE FORT MYERS LAKES PARK			1	100%	1
GEORGETOWN URGENT CARE			1	100%	1
UPMC NORTHWEST HOSPITAL			1	100%	1
Kroger 523 - The Little Clinic Dickson			1	100%	1
Alaska Domiciliary Care for Homeless Veterans		1			1
EMORY DECATUR HOSPITAL - EMORY MEDICAL		1			1

COVID-19: testing by laboratory

Data through Mar 28, 2021 verified as of Mar 29, 2021 at 09:25 AM

Data in this report are provisional and subject to change.

The numbers in the table below represent the number of Florida and non-Florida residents for whom test results were received by the Department of Health. A person can be tested by more than one laboratory and can have both positive and negative results. **Therefore, the sum of the numbers in each column will be larger than the total number of people tested.**

Reporting lab	Inconclusive	Negative	Positive	Percent positive	Total
ROCKLEDGE HEALTH & REHABILITATION CENTER			1	100%	1
MODERN URGENT CARE			1	100%	1
Waddell Nursing & Rehab Center		1			1
NORTH FLORIDA CHILD DEVELOPMENT, INC			1	100%	1
MED CHOICE CENTER OF NORTH MIAMI			1	100%	1
TANNER MEDICAL CENTER LABORATORY		1			1
MOSAIC MEDICAL CENTER MARYVILLE			1	100%	1
WESTON COUNTY HEALTH SERVICES			1	100%	1
PM PEDIATRICS PC			1	100%	1
GENESIS HOME HEALTH CARE SERVICES OF			1	100%	1
LOURDES URGENT CARE			1	100%	1
FORT MYERS NORTH DIALYSIS		1			1
THE CLINIC ON SIXTH			1	100%	1
SALEM VAMC		1			1
SUNRISE/QUAY COUNTY HEALTH CLINIC		1			1
INDIAN RIVER CLINICAL LABORATORY, INC.		1			1
BALLAD HEALTH MEDICAL ASSOCIATES URGENT CARE			1	100%	1
UF HEALTH - WILDLIGHT			1	100%	1
LOPEZ		1			1
Birmingham Nursing & Rehab Center		1			1
WASHINGTON SOLDIERS HOME AND COLONY		1			1
MARTIN ARMY COMMUNITY HOSPITAL			1	100%	1
Accordius Health at Harrisonburg		1			1
PEDIATRIC ASSOCIATES OF JULINGTON CREEK			1	100%	1
Kroger 717 - The Little Clinic Dolphin Drive			1	100%	1
PANCARE HEALTH - CARR ELEM & MIDDLE SCHOOL			1	100%	1
CHATEAU MADELEINE - SENIOR LIVING & MEMORY CARE			1	100%	1
EXPRESS LAB LIVINGSTON			1	100%	1
MEDEXPRESS URGENT CARE CHICOPEE			1	100%	1
PULMONARY MEDICINE		1			1
CSI LABORATORIES FLORIDA			1	100%	1
PINELLAS POINT NURSING AND REHAB CENTER			1	100%	1
TANNER CLINIC			1	100%	1
Walgreens #3049		1			1
SARHA DOCTORS CENTER			1	100%	1
Crowne Health Care of Eufaula		1			1
EXPRESS CARE OF OCALA			1	100%	1
AMERICAN MEDICAL RESPONSE - FARMER BRA		1			1
SEGAL INSTITUTE FOR CLINICAL RESEARCH INC			1	100%	1
MEMORIAL HERMANN SOUTHWEST HOSPITAL			1	100%	1
CVS KS8601POCT OVERLAND PARK			1	100%	1
ARLINGTON ADULT RESIDENTIAL FACILITY, INC			1	100%	1
CHILDREN'S NATIONAL MEDICAL CENTER			1	100%	1
AAA MEDICAL TESTING			1	100%	1
SYNERGY DIALYSIS INC			1	100%	1
WALGREENS_CHICAGO		1			1
LEHIGH PULMONARY ASSOCIATES			1	100%	1

COVID-19: testing by laboratory

Data through Mar 28, 2021 verified as of Mar 29, 2021 at 09:25 AM

Data in this report are provisional and subject to change.

The numbers in the table below represent the number of Florida and non-Florida residents for whom test results were received by the Department of Health. A person can be tested by more than one laboratory and can have both positive and negative results. **Therefore, the sum of the numbers in each column will be larger than the total number of people tested.**

Reporting lab	Inconclusive	Negative	Positive	Percent positive	Total
CARENOW URGENT CARE - ANTIOCH		1			1
SCHUYLER HOSPITAL		1			1
LAKESIDE MEDICAL CENTER		1			1
LAKEWOOD RANCH MEDICAL GROUP LLC			1	100%	1
Ohman Family Living at Holly Assisted Living		1			1
EAGLE COUNTY HEALTH AND HUMAN SERVICES			1	100%	1
Kroger 465 - The Little Clinic Oakley		1			1
SUREPOINT URGENT CARE PADRE ISLAND			1	100%	1
FAMILY MEDICAL CENTER		1			1
ST. MARY MEDICAL CENTER		1			1
PEDIATRIC ASSOCIATES - DORAL			1	100%	1
SHP WESTCHESTER LLC		1			1
DIGNITY HEALTH GOHEALTH		1			1
BEST CARE COMMUNITY AND FAMILY HEALTH CENTER INC			1	100%	1
Miller Health Care Center			1	100%	1
BETHESDA HOSPITAL			1	100%	1
VIRGINIA UROLOGY		1			1
JACK M MATHENY II MD			1	100%	1
MEDEXPRESS URGENT CARE - RUSSELLVILLE, W MAIN ST		1			1
Alden North Shore			1	100%	1
BGB SUMMIT MEDICAL GROUP		1			1
MID-FLORIDA CANCER CENTERS		1			1
WESTEX URGENT CARE, PLLC			1	100%	1
PALMETTO BAY MEDICAL CENTER			1	100%	1
HARDIN MEMORIAL HOSPITAL - HEARTLAND PATHOLOGY CONSULTANTS			1	100%	1
Kroger - KRO62000426			1	100%	1
SUNCOAST BEHAVIORAL HEALTH CENTER			1	100%	1
HEALTH FIRST MEDICAL GROUP LLC			1	100%	1
BRANDON OUTREACH CLINIC			1	100%	1
INHEALTH LIFE SCIENCES LLC			1	100%	1
PLEASANT RIDGE MANOR WEST		1			1
AMERICA'S ER SITE 002 LLC			1	100%	1
Good Samaritan Society		1			1
CLEVELAND CLINIC OUTPATIENT LABORATORY			1	100%	1
KIDSVILLE PEDIATRICS III PA			1	100%	1
MINUTE CLINIC DIAGNOSTIC PA			1	100%	1
INNOVATIVE CARE II LLC			1	100%	1
THE MEDICAL CENTER AT BOWLING GREEN			1	100%	1
MAYO CLINICAL LABORATORIES		1			1
NEMOURS CHILDRENS PRIMARY CARE CLERMONT			1	100%	1
RICHMOND MEDICAL CENTER FOR WOMEN		1			1
REGIONAL MED CTR BAYONET POINT			1	100%	1
ST GERARD'S COMMUNITY OF CARE		1			1
WALGREENS #01398			1	100%	1
HEALTHPLUS			1	100%	1
UNIVERSITY OF IOWA HOSPITALS & CLINICS			1	100%	1
Grangeville Health and Rehab		1			1

COVID-19: testing by laboratory

Data through Mar 28, 2021 verified as of Mar 29, 2021 at 09:25 AM

Data in this report are provisional and subject to change.

The numbers in the table below represent the number of Florida and non-Florida residents for whom test results were received by the Department of Health. A person can be tested by more than one laboratory and can have both positive and negative results. **Therefore, the sum of the numbers in each column will be larger than the total number of people tested.**

Reporting lab	Inconclusive	Negative	Positive	Percent positive	Total
SOUTHERN FAMILY HEALTH			1	100%	1
INTERMOUNTAIN HEALTHCARE LABORATORY SERVICES			1	100%	1
MARTINSVILLE HEALTH AND REHAB			1	100%	1
MCLEOD MEMORIAL HOSPITAL CLARENDON			1	100%	1
Kroger 407 - The Little Clinic Lexington		1			1
Kroger 670 - The Little Clinic Dawson Forest Rd & Hwy 19		1			1
CVS NE8626POCT LINCOLN		1			1
Willowbrooke Court at Normandy Farms Estates		1			1
VERITAS GENETICS, INC.			1	100%	1
CVS / PHARMACY #10794			1	100%	1
OAK HAVEN REHAB AND NURSING CENTER			1	100%	1
MAYO CLINIC OUTPATIENT DIALYSIS CENTER			1	100%	1
Kingston of Miamisburg		1			1
MEDCOR CORPORATE CLINIC			1	100%	1
Kroger 433 - The Little Clinic Atoka		1			1
NORTHSIDE FAMILY MEDICINE		1			1
Kroger 699 - The Little Clinic Smyrna		1			1
Newton Wellesley Center for Alzheimer's Care		1			1
MOUNT SINAI MEDICAL CENTER OF FLORIDA INC			1	100%	1
CONSULATE HEALTH CARE OF VERO BEACH			1	100%	1
IVY CREEK HEALTHCARE & WELLNESS CENTRE			1	100%	1
MEDSTAR HEALTH URGENT CARE			1	100%	1
AHC Dyersburg		1			1
GENESEE COUNTY HEALTH DEPARTMENT		1			1
REELFOOT FAMILY WALK-IN CLINIC		1			1
WELLSTAR NORTH FULTON HOSPITAL LABORAT		1			1
ATMORE COMMUNITY HOSPITAL			1	100%	1
FLORIDA DIGESTIVE AND LIVER SPECIALISTS			1	100%	1
PAUL C SCHWARTZ & MELVIN L WEIDMAN		1			1
CVS CT692POCT NORTH HAVEN		1			1
EASTSIDE URGENT CARE			1	100%	1
PATHOLOGY		1			1
SHAMRA MEDICAL LABORATORY			1	100%	1
MEDIPLUS CLINIC, INC			1	100%	1
SKY RIDGE MEDICAL CENTER - MICRO			1	100%	1
MARYLAND DEPARTMENT OF HEALTH AND MENTAL HYGIENE-LABORATORIES			1	100%	1
ROBINSON FAMILY CLINIC PA			1	100%	1
FIU HEALTH CARE CENTER			1	100%	1
MIAMI-DADE COUNTY HEALTH DEPT.		1			1
MEDLABS OF FLORIDA LLC D/B/A MEDLABS DIAGNOSTICS		1			1
ManorCare Yeadon		1			1
Walgreens #17445		1			1
THE HOSPITALS OF PROVIDENCE EMERGENCY ROOM			1	100%	1
CEPERO PEDIATRICS PA			1	100%	1
SIGNATURE CARE COLLEGE STATION			1	100%	1
C A R E S		1			1
INDIANA STATE DEPARTMENT OF HEALTH CLINIC MICROBIOLOGY		1			1

COVID-19: testing by laboratory

Data through Mar 28, 2021 verified as of Mar 29, 2021 at 09:25 AM

Data in this report are provisional and subject to change.

The numbers in the table below represent the number of Florida and non-Florida residents for whom test results were received by the Department of Health. A person can be tested by more than one laboratory and can have both positive and negative results. **Therefore, the sum of the numbers in each column will be larger than the total number of people tested.**

Reporting lab	Inconclusive	Negative	Positive	Percent positive	Total
FLORIDA MEDICAL CLINIC PA GI			1	100%	1
CULVER CITY URGENT CARE			1	100%	1
FAIRVIEW HOSPITAL			1	100%	1
STAMFORD HOSPITAL			1	100%	1
BETHESDA HEALTH PHYSICIANS GROUP		1			1
Michael J Crescenz VA Outpatient Dialysis Center		1			1
PEDIATRIC URGENT CARE CENTR OF FORT WORTH-LA GRAN			1	100%	1
ALPHA CLINICAL LABORATORY CORP.			1	100%	1
TRUMAN MEDICAL CENTER - HOSPITAL HILL			1	100%	1
NEW YORK CITY DEPARTMENT OF HEALTH			1	100%	1
UF HEALTH EMERGENCY CENTER LABORATORY		1			1
CIRRUS DX			1	100%	1
MEDEXPRESS URGENT CARE - PINE BLUFF S		1			1
UNIVERSITY OF MARYLAND PATHOLOGY ASSOCIATES			1	100%	1
Caldwell Care		1			1
CLINICAL CARE, INC			1	100%	1
SKYRIDGE CLINICAL ASSOCIATES		1			1
ST JUDE CARE CENTER		1			1
PALMETTO PRIMARY CARE PHYSICIANS			1	100%	1
RAYMOND F CARON MD			1	100%	1
PHOEBE PRIMARY CARE CAMILLA			1	100%	1
CARENOW-MONTGOMERY			1	100%	1
CVS OK6225POCT EDMOND		1			1
FREDERICK AVENUE GROUP HOME		1			1
STITCHES ACUTE CARE CENTER OF CHEYENNE			1	100%	1
Walgreens #11724		1			1
WINCHESTER URGENT CARE, PC		1			1
WESLEY MEDICAL CENTER			1	100%	1
Cornerstone at the Ranch		1			1
SIPERSTEIN DERMATOLOGY LLC			1	100%	1
SUNCOAST RESEARCH GROUP LLC			1	100%	1
VA ST LOUIS HEALTH CARE SYSTEM			1	100%	1
ST. MICHAEL'S ELITE HOSPITAL			1	100%	1
DILELLA			1	100%	1
NORTHEAST GEORGIA HEALTH SYSTEM			1	100%	1
Livingston County Center for Nursing and Rehabilitation		1			1
ROSE HAVEN NURSING CENTER		1			1
TREASURE COAST MEDICAL CONCIERGE LLC			1	100%	1
PALM BEACH COUNTY SHERIFF OFFICE			1	100%	1
Lemont Nursing and Rehab Center			1	100%	1
UNIVERSITY PLACE NURSING CENTER		1			1
POINTE MEDICAL SERVICES INC			1	100%	1
EXAC CARE CROSSVILLE		1			1
IMMEDIATE CARE MEDICAL CENTER			1	100%	1
SAINT AGNES HOSPITAL			1	100%	1
FAMILY MEDICINE AT CELEBRATION		1			1
DR DAN C TRIGG MEMORIAL HOSPITAL		1			1

COVID-19: testing by laboratory

Data through Mar 28, 2021 verified as of Mar 29, 2021 at 09:25 AM

Data in this report are provisional and subject to change.

The numbers in the table below represent the number of Florida and non-Florida residents for whom test results were received by the Department of Health. A person can be tested by more than one laboratory and can have both positive and negative results. **Therefore, the sum of the numbers in each column will be larger than the total number of people tested.**

Reporting lab	Inconclusive	Negative	Positive	Percent positive	Total
Walgreens #19461		1			1
Kroger 367 - The Little Clinic Walton		1			1
MEDICAL ASSOCIATES OF PINELLAS - LAB			1	100%	1
CARESOUTH HHA HOLDINGS OF VIRGINIA, LLC			1	100%	1
ABE'S GARDEN/PARK MANOR APARTMENTS		1			1
WELLMED AT BAY AREA		1			1
CVS AZ10529POCT SCOTTSDALE		1			1
VA Ann Arbor HCS		1			1
Douglas County Health Center		1			1
HEALTHCARE FOR THE HOMELESS			1	100%	1
Oakland Nursing and Rehabilitation Center		1			1
INFECTION CONTROL DEPT			1	100%	1
Dexter Health Care		1			1
TILE PHARMACY		1			1
HARBOR OAKS GOLDEN YEARS			1	100%	1
KNAPP MEDICAL GROUP			1	100%	1
Belvoir Woods Health Care Center at The Fairfax		1			1
DAVENPORT DIALYSIS CENTER		1			1
CVS NE8616POCT LINCOLN		1			1
REHABILITATION CENTER OF ALBUQUERQUE		1			1
CVS MA38POCT CHARLTON		1			1
PAMC MICRO LAB			1	100%	1
VICTORIA PAIN AND REHABILITATION CENTER			1	100%	1
SISTERS MISSION			1	100%	1
LIFESPAN HEALTH - SELMER		1			1
CARENOW MIDTOWN			1	100%	1
CVS TX3702POCT KATY		1			1
SALUDA NURSING CENTER		1			1
FLORIDA CLINICAL LABORATORY INC DBA			1	100%	1
MEDERI CARETENDERS VS OF SE FL LLC DBA			1	100%	1
HALIFAX HEALTH PRIMARY CARE			1	100%	1
TITUSVILLE TOWERS ASSISTED LIVING		1			1
Life Care Center of Auburn		1			1
WEST FLORIDA MEDICAL ASSOCIATES PA			1	100%	1
SAINT ALPHONSUS REGIONAL MEDICAL CENTER			1	100%	1
MAHONEY PEDIATRICS PA			1	100%	1
MEDEXPRESS URGENT CARE - HACKETTSTOWN		1			1
CVS MI22230CV WAYNE COUNTY COMMUNITY COLLEGE			1	100%	1
UNIVERSITY OF MIAMI PRIMARY CARE SITE UMHC 3039			1	100%	1
PUBLIX PHARMACY #0332		1			1
CRYSTAL RIVER FIRE DEPARTMENT			1	100%	1
MANHATTAN COLLEGE HEALTH SERVICES		1			1
MERCY GENERAL HOSPITAL			1	100%	1
CSL PLASMA LAB			1	100%	1
SANTA MONICA CA-UCLA MC			1	100%	1
FLAGLER MEDICAL ASSOCIATES PA			1	100%	1
PALM COTTAGE OPERATOR LLC			1	100%	1

COVID-19: testing by laboratory

Data through Mar 28, 2021 verified as of Mar 29, 2021 at 09:25 AM

Data in this report are provisional and subject to change.

The numbers in the table below represent the number of Florida and non-Florida residents for whom test results were received by the Department of Health. A person can be tested by more than one laboratory and can have both positive and negative results. **Therefore, the sum of the numbers in each column will be larger than the total number of people tested.**

Reporting lab	Inconclusive	Negative	Positive	Percent positive	Total
CHILDRENS SPECIALIST PEDIATRIC PULMMOLOGY & PENSACOLA PATHOLOGY		1	1	100%	1
KENDALL PEDIATRICS PARTNERS LLC			1	100%	1
URGENT CARE OF COASTAL GEORGIA			1	100%	1
Diversicare of Smyrna		1			1
VALLEY HOSPITAL MEDICAL CENTER		1			1
HENRY FORD WEST BLOOMFIELD HOSPITAL			1	100%	1
Domiciliary Rehab & Residential Treatment Program		1			1
PEDIATRIC PARTNERS			1	100%	1
White River Health Care Center		1			1
EUGENE T FINAN, MD			1	100%	1
MEDCOR INC			1	100%	1
Senatobia Healthcare & Rehab		1			1
HIGHLANDS CLINICAL LABORATORY			1	100%	1
SUMMER PLACE NURSING & REHABILITATION		1			1
SOUTHWESTERN VERMONT MEDICAL CENTER			1	100%	1
SHANNON MEDICAL CENTER			1	100%	1
CENTRAL FL INTERNAL MEDICINE ASSOCIATES LLC		1			1
ADVENTHEALTH MEDICAL GROUP INTERNAL MEDICINE AT MILLS			1	100%	1
RED HOOK FAMILY PRACTICE		1			1
CARE CENTER OF LAKE PLACID			1	100%	1
GIBSON AREA PRIMARY CARE			1	100%	1
GRAND VIEW HOSPITAL			1	100%	1
PRIMARY CARE & PEDIATRICS - SHEPHERSTOWN		1			1
MCH PHYSICIANS GROUP			1	100%	1
Northern Nevada State Veterans Home		1			1
ST.ELIZABETH HEALTH CENTER	1				1
JP MORGAN CHASE HEALTH SERVICES			1	100%	1
PRIMARY AND URGENT CARE			1	100%	1
CLEMENT MANOR HEALTH CENTER		1			1
Schoenbrunn Healthcare		1			1
Valley Center (WV)			1	100%	1
VA COMMUNITY BASED CLINIC - LAKE CITY			1	100%	1
SUSAN F WILLIAMS MD PA			1	100%	1
HENRY FORD HOSPITAL			1	100%	1
MT SINA1 HOSPICE			1	100%	1
WOOD COUNTY HEALTH DEPARTMENT			1	100%	1
KAISER PERMANENTE REGIONAL REFERENCE LABORATORY		1			1
Shelbyville Manor		1			1
MOUNT SINAI MEDICAL CENTER HIALEAH			1	100%	1
PURECARE PHARMACY		1			1
PREMIER HEALTH CARE INC			1	100%	1
PREMISEHEALTH		1			1
EVENTIDE LUTHERAN HOME		1			1
BAYMEADOWS PEDIATRIC CARE		1			1
UNIVERSITY OF SOUTH FLORIDA			1	100%	1
LACKAWANNA HEALTH AND REHAB CENTER		1			1

COVID-19: testing by laboratory

Data through Mar 28, 2021 verified as of Mar 29, 2021 at 09:25 AM

Data in this report are provisional and subject to change.

The numbers in the table below represent the number of Florida and non-Florida residents for whom test results were received by the Department of Health. A person can be tested by more than one laboratory and can have both positive and negative results. **Therefore, the sum of the numbers in each column will be larger than the total number of people tested.**

Reporting lab	Inconclusive	Negative	Positive	Percent positive	Total
YOUR HEALTH PEDIATRICS			1	100%	1
UW MEDICINE CHU LAB			1	100%	1
DIVERSICARE OF BIG SPRINGS		1			1
APEX HOME HEALTHCARE			1	100%	1
NORTHWEST TEXAS HEALTHCARE SYSTEM,INC			1	100%	1
TERRELL URGENT CARE			1	100%	1
WEST PENSACOLA DIALYSIS CENTER			1	100%	1
BAPTIST HEALTH PRIMARY CARE AT DORAL			1	100%	1
bishop rehabilitation and nursing center		1			1
SUNCOAST FAMILY MEDICAL ASSOCIATES			1	100%	1
ASSISTED LIVING AT TREZEVANT		1			1
MID FLORIDA COMMUNITY SERVICES			1	100%	1
TEXAS HEALTH ARLINGTON MEMORIAL		1			1
ACUTE AND COMMUNICABLE DISEASE PREVENTION			1	100%	1
PEDRO MENENDEZ HEALTH CENTER AT ST JOHNS			1	100%	1
PROVIDENCE ST PETER HOSPITAL		1			1
Hearthstone Nursing and Rehabilitation Center		1			1
KATHY L ANDERSON DO PA			1	100%	1
OMAHA VA MEDICAL CENTER			1	100%	1
NFRC CLINICAL LAB			1	100%	1
ANDERSON REGIONAL MEDICAL CENTER			1	100%	1
PREMIER FAMILY AND SPORTS MEDICINE LLC			1	100%	1
JACKSBORO URGENT CARE			1	100%	1
TEXAS HEALTH ARLINGTON MEMORIAL HOSPITAL			1	100%	1
PATIENT FIRST-GENERAL BOOTH			1	100%	1
NATION'S BEST CARE HOME HEALTH			1	100%	1
ABINGTON MEMORIAL HOSPITAL			1	100%	1
STEPHENS COUNTY HOSPITAL			1	100%	1
DAYTONA BEACH DIALYSIS			1	100%	1
AURORA HEALTH CARE METRO INC			1	100%	1
MISSOURI DEPT. OF HEALTH			1	100%	1
LIFELINK TRANSPLANT INSTITUTE LAB			1	100%	1
TRIDENT ANTI AGING LLC			1	100%	1
Crowne Place Assisted Living		1			1
WELLMED AT LONGWOOD			1	100%	1
DOCTORS CARE - GREER		1			1
FLORIDA CLINICAL RESEARCH CENTER, LLC			1	100%	1
SWIFTCARE URGENT CARE, PLLC			1	100%	1
CROZER-CHESTER MEDICAL CENTER			1	100%	1
HEBER VALLEY HOSPITAL			1	100%	1
MEDHELP			1	100%	1
COLER REHABILITATION AND NURSING CARE		1			1
CONCENTRA - TAMPA EAST		1			1
ELKHART GENERAL HOSPITAL			1	100%	1
UT HEALTH RIO GRANDE VALLEY PRIMARY CARE AT			1	100%	1
FAMILY MEDICAL CENTRE			1	100%	1
CROWNPOINT HEALTHCARE FACILITY		1			1

COVID-19: testing by laboratory

Data through Mar 28, 2021 verified as of Mar 29, 2021 at 09:25 AM

Data in this report are provisional and subject to change.

The numbers in the table below represent the number of Florida and non-Florida residents for whom test results were received by the Department of Health. A person can be tested by more than one laboratory and can have both positive and negative results. **Therefore, the sum of the numbers in each column will be larger than the total number of people tested.**

Reporting lab	Inconclusive	Negative	Positive	Percent positive	Total
BISHOP KEARNEY		1			1
MEMORIALCARE LONG BEACH MEDICAL CENTER			1	100%	1
ULTIMATE KIDNEY CARE			1	100%	1
UNITYPOINT HEALTH TRINITY			1	100%	1
COLUMBIA CREST CARE & RAHAB		1			1
Port Orange Nursing And Rehab Center			1	100%	1
Kroger 447 - The Little Clinic Lebanon		1			1
Vi at Aventura		1			1
Kroger 825 - The Little Clinic Dorothy Lane		1			1
LIBERTY HEALTH CENTER			1	100%	1
FAST PACE URGENT CARE			1	100%	1
CHC SOUTHWEST FLORIDA LAB-LIVE			1	100%	1
CLEVELAND CLINIC AKRON GENERAL			1	100%	1
MEMORIAL HERMANN KATY HOSPITAL			1	100%	1
SPARTANBURG REGIONAL MEDICAL CENTER			1	100%	1
Abernethy Laurels		1			1
FAMILY PRACTICE ASSOCIATES		1			1
TENNOVA HEALTHCARE - CLEVELAND			1	100%	1
KINGWOOD EMERGENCY HOSPITAL			1	100%	1
UMMC MIDTOWN CAMPUS			1	100%	1
ALAFAYA WOODS FAMILY MEDICAL CENTER		1			1
POMPANO BEACH ARTIFICIAL KIDNEY CENTER			1	100%	1
CHI MEMORIAL HOSPITAL CHATTANOOGA			1	100%	1
Kroger 57 - The Little Clinic Jay C Charlestown		1			1
SAINT LEO UNIVERSITY INCORPORATED			1	100%	1
			1	100%	1
HYDE PARK MEDICAL CENTER		1			1
MEDEXPRESS URGENT CARE, MOSSIDE		1			1
EVEXIA DIAGNOSTICS			1	100%	1
MED FIRST IMMEDIATE CARE AND FAMILY PRACTICE			1	100%	1
Walgreens #9620		1			1
Kroger 541 - The Little Clinic Long Hollow Pike		1			1
Brattleboro Crossings LLC dba Pine Heights at Brattleboro		1			1
Heartland Health Care Center Jacksonville			1	100%	1
TREASURE COAST PRIMARY CARE		1			1
PERRY COUNTY NURSING HOME		1			1
WALGREEN#12147		1			1
PUBLIX PHARMACY #1114			1	100%	1
OMC PRIMARY CARE - HOSPITAL CAMPUS			1	100%	1
MORGAN STANELY HEALTH CENTER		1			1
MANHATTAN EYE EAR AND THROAT HOSPITAL		1			1
777 URGENT CARE			1	100%	1
ACUPATH LABORATORIES INC			1	100%	1
ALLIANCE MD DIRECT PRIMARY CARE			1	100%	1
LAKEVIEW REGIONAL HOSPITAL			1	100%	1
MEDICAL SPECIALISTS OF THE PALM BEACHES INC			1	100%	1
ICARE		1			1

COVID-19: testing by laboratory

Data through Mar 28, 2021 verified as of Mar 29, 2021 at 09:25 AM

Data in this report are provisional and subject to change.

The numbers in the table below represent the number of Florida and non-Florida residents for whom test results were received by the Department of Health. A person can be tested by more than one laboratory and can have both positive and negative results. **Therefore, the sum of the numbers in each column will be larger than the total number of people tested.**

Reporting lab	Inconclusive	Negative	Positive	Percent positive	Total
BLOOMINGDALE MEDICAL ASSOC			1	100%	1
RANDOLPH COUNTY HEALTH & REHABILITATIO		1			1
RCP OF MEMORIAL WEST			1	100%	1
WEST VIRGINIA UNIVERSITY HOSPITALS			1	100%	1
SLIDELL MEMORIAL HOSPITAL			1	100%	1
DOCTORS MEMORIAL HOSP HOME HEALTH CARE		1			1
NEW ERA HEALTH CENTER INC		1			1
LEE HEALTH KIDS URGENT CARE		1			1
SUTTER GOULD MEDICAL FOUNDATION			1	100%	1
LARKIN COMMUNITY HOSPITAL PALM SPRINGS CAMPUS			1	100%	1
ELLIS HOSPITAL URGENT CARE CENTER LAB		1			1
FLORIDA DEPARTMENT OF HEALTH PALM BEACH COUNTY			1	100%	1
WALKIN MEDICAL URGENT CARE,NEW CITY			1	100%	1
RYE BEACH PHARMACY INC		1			1
PARTNERS IN PRIMARY CARE		1			1
METRO HEALTH HOSPITAL LABORATORY		1			1
WALGREENS #10308		1			1
Lutheran Community at Telford		1			1
LCMC LAB SUBSECTION		1			1
CATHEDRAL GERONTOLOGY CENTER DBA CATHEDRAL CARES			1	100%	1
KANA MEDICAL			1	100%	1
KID FIXERS		1			1
HEALTH ALLIANCE			1	100%	1
GABRIELA GOLDSTEIN MD PA			1	100%	1
ELITE MEDICAL LABORATORY SOLUTIONS LLC			1	100%	1
Birmingham Nursing and Rehabilitation East LLC		1			1
VETERANS AFFAIRS MEDICAL CENTER - EAST ORANGE			1	100%	1
MILLERSVILLE UNIVERSITY HEALTH SERVICE		1			1
1ST MED DOTHAN			1	100%	1
Parkview Care Center			1	100%	1
A.G. Rhodes		1			1
ADVANCED INDIVIDUALIZED MEDICINE OF NAPLES			1	100%	1
Peninsula Nursing and Rehabilitation Center		1			1
UT MD ANDERSON CANCER CENTER-TUMOR MARKER LAB			1	100%	1
COURTLAND TERRACE		1			1
MEMORIAL HOSPITAL MIRAMAR WAIVED TESTING			1	100%	1
Kroger 519 - The Little Clinic Staples Mill Road		1			1
TAMPA GENERAL MEDICAL GROUP LABORATORY HEALTHPARK			1	100%	1
FOUNDCARE HEALTH			1	100%	1
NORTHERN KENTUCKY HEALTH DEPARTMENT			1	100%	1
Portsmouth Health and Rehab			1	100%	1
LABORATORY SERVICES SGHS - CAMDEN		1			1
THE EMORY CLINIC			1	100%	1
Alden Lincoln Park			1	100%	1
Walgreens #12153		1			1
STVHCS - Dental Outpatient Clinic		1			1
ALIMETRIX INC		1			1

COVID-19: testing by laboratory

Data through Mar 28, 2021 verified as of Mar 29, 2021 at 09:25 AM

Data in this report are provisional and subject to change.

The numbers in the table below represent the number of Florida and non-Florida residents for whom test results were received by the Department of Health. A person can be tested by more than one laboratory and can have both positive and negative results. **Therefore, the sum of the numbers in each column will be larger than the total number of people tested.**

Reporting lab	Inconclusive	Negative	Positive	Percent positive	Total
ASHLEY PEDIATRICS DAY AND NIGHT CLINIC			1	100%	1
GREATER MIAMI DIALYSIS			1	100%	1
WALGREENS #10264		1			1
CENTRAL FLORIDA HOSPITALIST			1	100%	1
LAKELAND MEDICAL CENTER			1	100%	1
TAYLOR COUNTY HEALTH DEPARTMENT			1	100%	1
CVS IL7142POCT LOCKPORT		1			1
FAIRFIELD MEDICAL CENTER			1	100%	1
MEDEXPRESS URGENT CARE - HADLEY		1			1
FLORIDA HEALTH CARE MEDICAL GROUP		1			1
Harbert Hills Academy Nursing Home		1			1
WINTER HAVEN DIALYSIS		1			1
ARBOR DIAGNOSTICS, INC		1			1
ORLANDO PHYSICIAN NETWORK		1			1
Medicalodges Neosho			1	100%	1
OCEAN MEDICAL CENTER		1			1
ANDREWS INSTITUTE AMBULATORY SURGERY CENTER		1			1
MERCYONE DES MOINES MEDICAL CENTER			1	100%	1
ABSOLUTE QUICK CARE			1	100%	1
HIGHLAND PARK LAKEWOOD PRESTON HOLLOW			1	100%	1
CVS PHARMACY INC DBA CVS/PHARMACY # 10600		1			1
CHOTA COMMUNITY HEALTH SERVICES		1			1
PCR DIAGNOSTICS			1	100%	1
NEW SMYRNA BEACH AMBULATORY CARE CTR			1	100%	1
JOHNSON & JOHNSON VISION CARE-VISTAKON			1	100%	1
CHP COVID-19 (TX)			1	100%	1
ACCURATE HEALTH SERVICES CORP			1	100%	1
VELOCITY URGENT CARE - REDMILL			1	100%	1
HOSPICE OF MARION COUNTY INC			1	100%	1
SUMMIT HEALTHCARE REGIONAL MEDICAL		1			1
MICROBIOLOGY DEPARTMENT			1	100%	1
CLEVELAND CLINIC OHIO LABORATORIES			1	100%	1
Walgreens #5914		1			1
WALGREENS #15291		1			1
Broomall Manor		1			1
BMC/NASSAU			1	100%	1
DOCTORS HEARING			1	100%	1
RAPID CITY REGIONAL HOSPITAL -579 ATTN. LABORATORY		1			1
MEDEXPRESS URGENT CARE - ST CLAIR, CLOVER DR.		1			1
CVS MA1121POCT WESTFORD		1			1
ST JOHNS MEDICAL CENTER		1			1
BRADENTON DIALYSIS			1	100%	1
NHC Chattanooga			1	100%	1
WMC HEALTH GROUP INC			1	100%	1
Glen Oaks Health and REhabilitation		1			1
PIONEER CLINICAL RESEARCH LLC			1	100%	1
SPECIALTY DRUG TESTING			1	100%	1

COVID-19: testing by laboratory

Data through Mar 28, 2021 verified as of Mar 29, 2021 at 09:25 AM

Data in this report are provisional and subject to change.

The numbers in the table below represent the number of Florida and non-Florida residents for whom test results were received by the Department of Health. A person can be tested by more than one laboratory and can have both positive and negative results. **Therefore, the sum of the numbers in each column will be larger than the total number of people tested.**

Reporting lab	Inconclusive	Negative	Positive	Percent positive	Total
Bethany Manor		1			1
HARDEE COUNTY FIRE RESCUE		1			1
CROSS CREEK HEALTH CARE		1			1
FLAGLER HOME CARE			1	100%	1
Alexandria Place		1			1
RIVIERA BEACH HEALTH CENTER LAB			1	100%	1
PHYSICIANS ASSOCIATES			1	100%	1
ACCOMPLISHED HOME CARE		1			1
MY URGENT CARE CLINIC			1	100%	1
CHRISTIAN REST HOME ASSOC		1			1
FAMILY MEDICAL CLINIC KENDALL LLC			1	100%	1
Urgent Care 24/7 Orlando LLC			1	100%	1
Big River Nursing and Rehab		1			1
BAPTIST MINOR MEDICAL CENTER			1	100%	1
Chateau Girardeau			1	100%	1
SOUTHEASTERN PATHOLOGY ASSOCIATES			1	100%	1
MEDEXPRESS URGENT CARE -HOWELL US HWY		1			1
THE CHRIST HOSPITAL			1	100%	1
BLOOD SYSTEMS LABORATORIES			1	100%	1
Isle Health and Rehabilitation Center			1	100%	1
CVS MO8595POCT RAYMORE		1			1
GOOD SAMARITAN SOCIETY-FOREST CITY		1			1
SOUTHERN SPRINGS HEALTH CARE		1			1
Eden Meadows		1			1
CENTRAL ALABAMA HEALTH CARE SYSTEM			1	100%	1
MARYLAND DEPARTMENT OF HEALTH AND MENTAL HYGIENE			1	100%	1
WEST FLORIDA MEDICAL CENTER CLINIC			1	100%	1
Courtenay Springs Village			1	100%	1
Moab Regional Hospital			1	100%	1
UNIVERSITY OF MIAMI HOSPITALS & CLINIC			1	100%	1
ARTESIAN HOME		1			1
SOUTH COUNTY MEDICAL CENTER			1	100%	1
MD NOW URGENT CARE			1	100%	1
BRISTOL CHILDRENS CLINIC			1	100%	1
Kroger - KRO03500568			1	100%	1
KIDS CARE PEDIATRICS			1	100%	1
BAYFRONT HEAL WOUND CARE AND HYPERBARIC CENTER			1	100%	1
PEACHEALTH LABORATORIES		1			1
HELIX BIOMEDICS LLC			1	100%	1
NONA MEDICAL ARTS		1			1
PALM BREEZE DIALYSIS			1	100%	1
Ash Flat Healthcare and Rehabilitation Center			1	100%	1
MT CARMEL NURSING HOME		1			1
Aspire Physical Recovery Center at Cahaba River		1			1
OHIO VALLEY MANOR NURSING &		1			1
MERCY – NORTH IOWA			1	100%	1
BEVERLY ADVANCED PRACTICE NURSING		1			1

COVID-19: testing by laboratory

Data through Mar 28, 2021 verified as of Mar 29, 2021 at 09:25 AM

Data in this report are provisional and subject to change.

The numbers in the table below represent the number of Florida and non-Florida residents for whom test results were received by the Department of Health. A person can be tested by more than one laboratory and can have both positive and negative results. **Therefore, the sum of the numbers in each column will be larger than the total number of people tested.**

Reporting lab	Inconclusive	Negative	Positive	Percent positive	Total
FORT LOUDOUN PRIMARY CARE		1			1
CVS MA654POCT ACTON		1			1
Erie VAMC		1			1
ATRIA TAMARAC			1	100%	1
LEELANAU OPCO, LLC		1			1
FRESENIUS SOUTH FORT MYERS		1			1
WILSON FAMILY MEDICINE LLC		1			1
Mary Anna Nursing Home		1			1
BLESSINGS MEDICAL CLINIC, THE			1	100%	1
JUPITER MEDICAL CENTER INC			1	100%	1
BERKSHIRE MEDICAL CENTER			1	100%	1
ST MARY'S OF SAGINAW		1			1
MOUNTAINVIEW URGENT CARE VALLEY		1			1
CURA LABORATORY SERVICES			1	100%	1
WYOMING COUNTY DEPARTMENT OF HEALTH		1			1
ATLANTIS VISION CENTER			1	100%	1
Heritage Health of Peru			1	100%	1
BAYLOR SCOTT & WHITE ALL SAINTS MEDICAL CENTER FT			1	100%	1
PULSE MEDICAL DOCTOTS LLC			1	100%	1
EMERSON HOSPITAL LABORATORY			1	100%	1
CVS OH3306POCT AKRON		1			1
The Evangelical Lutheran Good Samaritan Society Prescott Village		1			1
BSA PHYSICIANS GROUP, INC D/B/A BSA FAMILY MEDICAL			1	100%	1
OCEANVIEW NURSING AND REHABILITAION CENTER			1	100%	1
FORT MYERS DIALYSIS		1			1
Kroger 970 - The Little Clinic Westfield			1	100%	1
TARRANT MEDICAL ASSOCIATES			1	100%	1
SANFORD HOME		1			1
DEL PRADO MEDICAL CENTER, INC		1			1
PASTEUR MEDICAL HIALEAH GARDEN LLC			1	100%	1
SPARTA HEALTH & REHAB		1			1
LADY LAKE FAMILY MEDICINE			1	100%	1
SPINE & PAIN CONSULTANT PLLC		1			1
OXLEY PARK HEALTH & REHAB		1			1
HARTFORD HEALTH CARE & REHABILITATION			1	100%	1
MISSION REGIONAL MEDICAL CENTER			1	100%	1
AMERICAN FAMILY CARE URGENT CARE		1			1
BIODORON LABORATORIES			1	100%	1
Kingston Care Center of Fort Wayne		1			1
MCCALLIE SCHOOL-STUDENT HEALTH CENTER		1			1
MARTIN LUTHER KING RENAL INSTITUTE			1	100%	1
Dulles Health and Rehab Center		1			1
WEST VIRGINIA LABORATORIES			1	100%	1
Harris Hill Nursing Facility		1			1
SC-GA2018 SIMPSONVILLE REHABILITATION		1			1
LRGHEALTHCARE		1			1
HEALTH CARE SERVICES LC			1	100%	1

COVID-19: testing by laboratory

Data through Mar 28, 2021 verified as of Mar 29, 2021 at 09:25 AM

Data in this report are provisional and subject to change.

The numbers in the table below represent the number of Florida and non-Florida residents for whom test results were received by the Department of Health. A person can be tested by more than one laboratory and can have both positive and negative results. **Therefore, the sum of the numbers in each column will be larger than the total number of people tested.**

Reporting lab	Inconclusive	Negative	Positive	Percent positive	Total
FRESENIUS MEDICAL CARE TRADTION			1	100%	1
DEVLIN MANOR NURSING AND REHABILITATION		1			1
Manor Care Health Services- Wilmington			1	100%	1
5 STAR HOME HEALTH SERVICES INC		1			1
San Antonio Residence and Rehabilitation Center		1			1
ELMCROFT OF TIMBERLIN PARC			1	100%	1
HERNANDO COUNTY HEALTH DEPT			1	100%	1
SOUTHEAST MISSOURI HOSPITAL		1			1
Coos County Nursing Home		1			1
FAU MEMORY & WELLNESS CENTER			1	100%	1
Kroger 359 - The Little Clinic Bellevue		1			1
CLAYTON NURSING AND REHABILITATION		1			1
BOLLES SCHOOL, THE			1	100%	1
GARNET HEALTH DOCTORS		1			1
EXCEL URGENT CARE OF NJ			1	100%	1
STAT EMERGENCY CENTER			1	100%	1
DR JAMES D FORBES FAMILY CARE CENTER			1	100%	1
JACKSONVILLE HEALTH & REHAB		1			1
MARTIN HEALTH PHYSICIAN GROUP			1	100%	1
ST VINCENTS OUTPATIENT IMAGING		1			1
DOCTORS AFTER HOURS URGENT CARE CENTER			1	100%	1
Rockcastle Health and Rehab		1			1
HOUSTON DEPARTMENT OF HEALTH AND HUMAN SERVICES			1	100%	1
WEST COAST CLINICAL LABS INC			1	100%	1
UNIVERSITY OF MN MEDICAL CENTER EAST CAMPUS			1	100%	1
NAVARRO MEDICAL CENTERS LLC			1	100%	1
HHCS PHARMACY INC			1	100%	1
Kroger 83 - The Little Clinic Rock Road		1			1
BOTTINEAU GOOD SAMARITAN CENTER		1			1
URGENT CARE OF KANSAS CITY			1	100%	1
LP ELIZABETHTON		1			1
CVS MA915POCT BEVERLY			1	100%	1
PEACE OF MIND REHAB CENTER		1			1
MIDWEST COVENANT HOME, INC		1			1
ODYSSEY HEALTH CARE OF MARION COUNTY LLC		1			1
Autumn Care of Suffolk		1			1
UNLIMITED MEDICAL SERVICES OF FL PL DBA		1			1
WATERBURY HOSPITAL REFERENCE LAB			1	100%	1
Sharon Care Center			1	100%	1
Kroger 968 - The Little Clinic Colerain Township		1			1
AUGUSTA HEALTH CLINICAL LABORATORY			1	100%	1
CONVENIENT MEDICAL AND HEALTH SERVICES			1	100%	1
MEDICAL ASSOCIATES OF THE SHOALS		1			1
SMITH			1	100%	1
COLONIAL HEALTH CARE		1			1
Fairhaven Retirement Community		1			1
MORNINGSIDE NURSING AND REHABILITATION		1			1

COVID-19: testing by laboratory

Data through Mar 28, 2021 verified as of Mar 29, 2021 at 09:25 AM

Data in this report are provisional and subject to change.

The numbers in the table below represent the number of Florida and non-Florida residents for whom test results were received by the Department of Health. A person can be tested by more than one laboratory and can have both positive and negative results. **Therefore, the sum of the numbers in each column will be larger than the total number of people tested.**

Reporting lab	Inconclusive	Negative	Positive	Percent positive	Total
DE TAR HOSPITAL			1	100%	1
HACKENSACK UNIVERSITY MEDICAL CENTER		1			1
Grand Junction VAMC		1			1
RM PHARMACY SERVICES INC		1			1
CHI ST ALEXIUS TRANSITIONAL CARE UNIT		1			1
AMERICAN LAB LLC		1			1
MEDEXPRESS URGENT CARE PENNSVILLE		1			1
FLORIDA EPIDEMIOLOGY PROGRAM			1	100%	1
OMNI HEALTHCARE URGENT CARE			1	100%	1
Avera Sr. James Care Center		1			1
BETHESDA ON TURKEY CREEK			1	100%	1
UMASS MEMORIAL MEDICAL CENTER, INC		1			1
GOOD PEDIATRICS			1	100%	1
FRONT PORCH PEDIATRICS PLLC			1	100%	1
St. Anne Home		1			1
WINDERMERE PEDIATRICS			1	100%	1
CVS CA9823POCT SACRAMENTO		1			1
CLERMONT HEALTH DEPARTMENT			1	100%	1
BAYLOR SCOTT AND WHITE MEDICAL CENTER -CENTENTENNIAL			1	100%	1
SOUTH SEMINOLE HOSPITAL POCT			1	100%	1
MANCHESTER COMMONS		1			1
ST. LUKE'S HOSPITAL			1	100%	1
MAIN STREET PHARMACY OF MARCELLUS, INC		1			1
DEPT OF VA MEDICAL CENTER - MIAMI			1	100%	1
BAPTIST ASI			1	100%	1
Integrity Healthcare of Carbondale			1	100%	1
MADISON AT OVIEDO			1	100%	1
BRADENTON CONVENTION CENTER			1	100%	1
CVS SC4382POCT SPARTANBURG		1			1
CHRISTUS GOOD SHEPHERD MEDICAL CENTER			1	100%	1
LAREDO EMERGENCY ROOM			1	100%	1
HEALTH PLUS SUNRISE MEDICAL OFFICE			1	100%	1
FHPG INTERNAL MEDICINE OF BRANDON			1	100%	1
LAKE VISTA DIALYSIS			1	100%	1
SPRINGBROOK HOSPITAL			1	100%	1
PUBLIX PHARMACY #1048		1			1
CONCIERGE INTERNAL MEDICINE ASSOCIATES			1	100%	1
LABORATORIO MEDICO CENTRAL CONDOMINO MD			1	100%	1
NEW MILFORD HOSPITAL			1	100%	1
SAINT PETE MRI			1	100%	1
LOVELACE WOMEN'S HOSPITAL		1			1
SALEM HOSPITAL REGIONAL LABORATORY		1			1
FAMILY & INTERNAL MEDICINE CENTER		1			1
SOUTH TEXAS HEALTH SYSTEM ER - WARE ROAD			1	100%	1
C V S / PHARMACY #4396		1			1
CHRISTIANA HOSPITAL		1			1
URGENTMED PLANTATION			1	100%	1

COVID-19: testing by laboratory

Data through Mar 28, 2021 verified as of Mar 29, 2021 at 09:25 AM

Data in this report are provisional and subject to change.

The numbers in the table below represent the number of Florida and non-Florida residents for whom test results were received by the Department of Health. A person can be tested by more than one laboratory and can have both positive and negative results. **Therefore, the sum of the numbers in each column will be larger than the total number of people tested.**

Reporting lab	Inconclusive	Negative	Positive	Percent positive	Total
KINGWOOD EMERGENCY CENTER			1	100%	1
CVS NC6633POCT FAYETTEVILLE		1			1
PALOMAR MEDICAL CENTER			1	100%	1
ALBANNA PEDIATRICS CENTER			1	100%	1
MEDICAL ARTS LABORATORY			1	100%	1
OCCUPATIONAL HEALTH CENTER		1			1
ASCARATE DIALYSIS			1	100%	1
PLANT CITY FAMILY CARE		1			1
Kroger 97 - The Little Clinic Hutchinson		1			1
WELLSTAR PAULDING HOSPITAL		1			1
BOCA CIEGA CENTER			1	100%	1
BLANCHARD VALLEY HOSPITAL LABORATORY			1	100%	1
SC-GA2018 MCCORMICK REHAB & HEALTHCARE		1			1
CHAMBREL AT PINECASTLE			1	100%	1
AML DIAGNOSTICS- ADV TESTING IN METABOLIC MEDICINE			1	100%	1
GARDEN VIEW CARE CENTER		1			1
SYCAMORE MEDICAL CENTER-KETTERING HEALTH NETWORK			1	100%	1
ORANGE PEDIATRICS PA			1	100%	1
CENTRAL JERSEY URGENT CARE OF GREEN BR		1			1
ALDEN PHARMACY		1			1
EXPRESS WALK IN MEDICAL CENTER			1	100%	1
Total	97,751	18,002,444	2,641,290	13%	20,741,485