

# COVID-19: summary of cases and monitoring

Data through Mar 27, 2021 verified as of Mar 28, 2021 at 09:25 AM

Data in this report are provisional and subject to change.

## Cases: people with positive PCR or antigen test result

<b>Total cases</b>	<b>2,044,005</b>
Florida residents	2,006,118
Non-Florida residents	37,887
<b>Type of testing</b>	
Florida residents	2,006,118
Positive by BPHL/CDC	73,528
Positive by commercial/hospital lab	1,932,590
PCR positive	1,618,070
Antigen positive	388,048
Non-Florida residents	37,887
Positive by BPHL/CDC	907
Positive by commercial/hospital lab	36,980
PCR positive	25,965
Antigen positive	11,922
<b>Characteristics</b>	
Florida residents hospitalized	84,644
Florida resident deaths	33,178
Non-Florida resident deaths	641

Hospitalized counts include anyone who was hospitalized at some point during their illness. It does not reflect the number of people currently hospitalized.

More information on deaths identified through death certificate data is available on the National Center for Health Statistics website at [www.cdc.gov/nchs/nvss/vsrr/COVID19/index.htm](http://www.cdc.gov/nchs/nvss/vsrr/COVID19/index.htm).

## Cases: people with positive PCR or antigen test result

<b>Risk factors for Florida residents</b>	
Traveled	15,972
Contact with a known case	788,473
Traveled and contact with a known case	21,759
Neither	1,179,914
No travel and no contact	237,446
Travel is unknown	676,687
Contact is unknown	443,340
Contact is pending	433,135

Travel can be unknown and contact can be unknown or pending for the same case, these numbers will sum to more than the "neither" total.

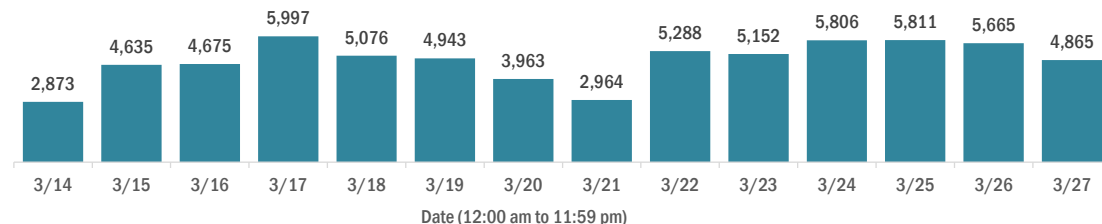
# COVID-19: summary of laboratory testing

Data through Mar 27, 2021 verified as of Mar 28, 2021 at 09:25 AM

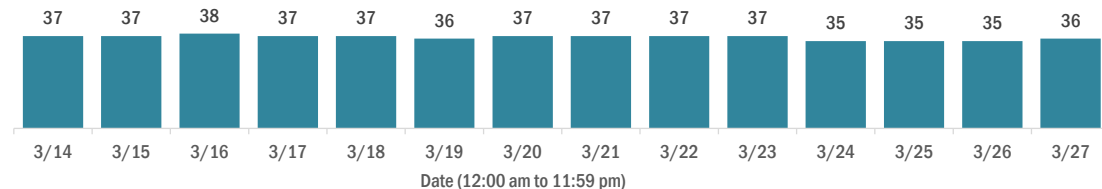
Data in this report are provisional and subject to change.

## Cases in Florida residents per day for the past 2 weeks

### Number of cases per day



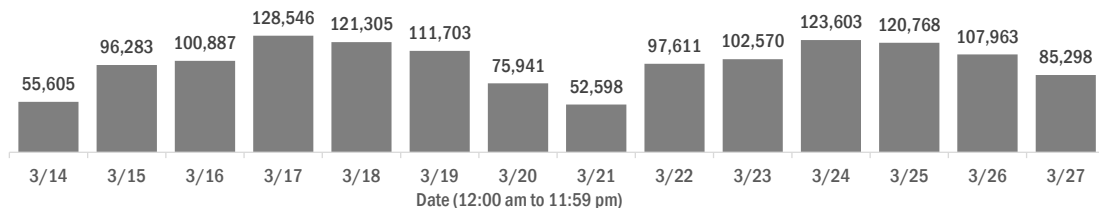
### Median age of cases by day



## Laboratory testing for Florida residents over the past 2 weeks

### Number of Florida residents tested per day

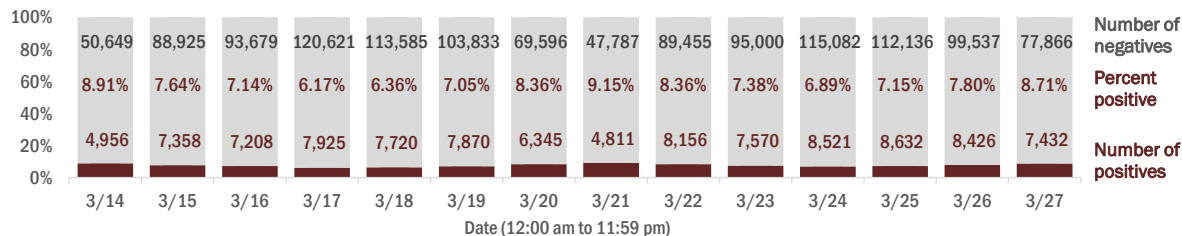
These counts include the number of people for whom the Department received PCR or antigen laboratory results by day. People tested on multiple days will be included for each day a new result was received. A person is only counted once for each day they are tested, regardless of whether multiple specimens are tested or multiple results are received.



### Number and percent of Florida residents with positive test results

The percent of positive results ranged from 6.17% to 9.15% over the past 2 weeks and was 8.71% yesterday.

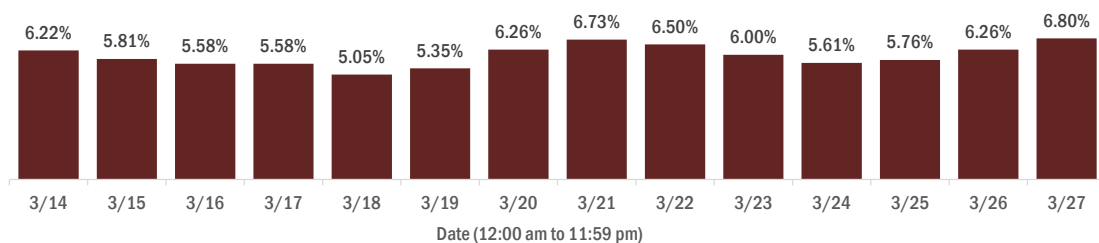
These counts include the number of people for whom the Department received PCR or antigen laboratory results by day. People tested on multiple days will be included for each day a new result was received. A person is only counted once for each day they are tested, regardless of whether multiple specimens are tested or multiple results are received. If a person has a positive specimen and a negative specimen in the same day, only the positive result is counted.



### Percent positivity for new cases in Florida residents

The percent of positive results ranged from 5.05% to 6.80% over the past 2 weeks and was 6.80% yesterday.

This percent is the number of people who test PCR- or antigen-positive for the first time divided by all the people tested that day, excluding people who have previously tested positive.



# COVID-19: characteristics of 2,006,118 Florida resident cases

Data through Mar 27, 2021 verified as of Mar 28, 2021 at 09:25 AM

Data in this report are provisional and subject to change.

Age group	Cases		Hospitalizations		Deaths	
0-4 years	40,666	2%	559	1%	1	0%
5-14 years	127,016	6%	547	1%	5	0%
15-24 years	309,614	15%	2,117	3%	42	0%
25-34 years	349,040	17%	4,122	5%	178	1%
35-44 years	311,005	16%	6,174	7%	507	2%
45-54 years	305,484	15%	9,553	11%	1,269	4%
55-64 years	264,518	13%	14,390	17%	3,574	11%
65-74 years	164,213	8%	17,683	21%	7,036	21%
75-84 years	90,692	5%	17,650	21%	10,101	30%
85+ years	42,595	2%	11,840	14%	10,465	32%
Unknown	1,275	0%	9	0%	0	0%
<b>Total</b>	<b>2,006,118</b>		<b>84,644</b>		<b>33,178</b>	

Gender	Cases	
Female	1,048,771	52%
Male	942,065	47%
Unknown	15,282	1%
<b>Total</b>	<b>2,006,118</b>	

Ethnicity	Cases		Hospitalizations		Deaths	
Hispanic	643,148	32%	21,508	25%	7,724	23%
Non-Hispanic	970,982	48%	59,128	70%	23,281	70%
Unknown	391,988	20%	4,008	5%	2,173	7%
<b>Total</b>	<b>2,006,118</b>		<b>84,644</b>		<b>33,178</b>	

Race and ethnicity	Cases		Hospitalizations		Deaths	
White	1,134,478	57%	55,453	66%	24,365	73%
Hispanic	429,829	21%	15,382	18%	6,195	19%
Non-Hispanic	620,126	31%	38,405	45%	17,072	51%
Unknown	84,523	4%	1,666	2%	1,098	3%
Black	264,569	13%	17,572	21%	5,285	16%
Hispanic	15,553	1%	746	1%	221	1%
Non-Hispanic	227,585	11%	16,467	19%	4,882	15%
Unknown	21,431	1%	359	0%	182	1%
Other race	304,722	15%	9,315	11%	2,581	8%
Hispanic	153,331	8%	4,896	6%	1,141	3%
Non-Hispanic	104,159	5%	3,989	5%	1,220	4%
Unknown	47,232	2%	430	1%	220	1%
Unknown race	302,349	15%	2,304	3%	947	3%
Hispanic	44,435	2%	484	1%	167	1%
Non-Hispanic	19,112	1%	267	0%	107	0%
Unknown	238,802	12%	1,553	2%	673	2%
<b>Total</b>	<b>2,006,118</b>		<b>84,644</b>		<b>33,178</b>	

**Hospitalization** counts include anyone who was hospitalized at some point during their illness. It does not reflect the number of people currently hospitalized. **Other race** includes any person with a race of American Indian/Alaskan native, Asian, native Hawaiian/Pacific Islander, or other.

# COVID-19: deaths in Florida residents and staff of long-term care facilities

Data through Mar 27, 2021 verified as of Mar 28, 2021 at 09:25 AM

Data in this report are provisional and subject to change.

For current cases in residents or staff of long-term care facilities, please visit: <https://floridahealthcovid19.gov/>

County	Deaths		County	Deaths		County	Deaths	
Palm Beach	1054	<div></div> 10%	Okaloosa	162	<div></div> 1%	Gilchrist	19	<div></div> 0%
Dade	999	<div></div> 9%	Hernando	157	<div></div> 1%	Calhoun	17	<div></div> 0%
Pinellas	885	<div></div> 8%	Osceola	141	<div></div> 1%	Gulf	17	<div></div> 0%
Broward	657	<div></div> 6%	Charlotte	134	<div></div> 1%	Flagler	16	<div></div> 0%
Hillsborough	564	<div></div> 5%	Clay	119	<div></div> 1%	Wakulla	16	<div></div> 0%
Duval	425	<div></div> 4%	Indian River	116	<div></div> 1%	Bradford	14	<div></div> 0%
Polk	419	<div></div> 4%	Leon	98	<div></div> 1%	Washington	13	<div></div> 0%
Brevard	395	<div></div> 4%	Bay	89	<div></div> 1%	Baker	12	<div></div> 0%
Orange	392	<div></div> 4%	Jackson	88	<div></div> 1%	Holmes	10	<div></div> 0%
Sarasota	391	<div></div> 4%	St. Johns	86	<div></div> 1%	Jefferson	10	<div></div> 0%
Lee	338	<div></div> 3%	Highlands	83	<div></div> 1%	Franklin	9	<div></div> 0%
Marion	324	<div></div> 3%	Santa Rosa	81	<div></div> 1%	Gadsden	9	<div></div> 0%
Volusia	288	<div></div> 3%	Alachua	76	<div></div> 1%	Lafayette	8	<div></div> 0%
Escambia	278	<div></div> 3%	Suwannee	59	<div></div> 1%	Levy	7	<div></div> 0%
St. Lucie	241	<div></div> 2%	Columbia	51	<div></div> 0%	Desoto	6	<div></div> 0%
Seminole	230	<div></div> 2%	Sumter	45	<div></div> 0%	Dixie	5	<div></div> 0%
Lake	223	<div></div> 2%	Putnam	39	<div></div> 0%	Monroe	5	<div></div> 0%
Pasco	221	<div></div> 2%	Nassau	36	<div></div> 0%	Taylor	3	<div></div> 0%
Manatee	192	<div></div> 2%	Hendry	29	<div></div> 0%	Hardee	2	<div></div> 0%
Collier	191	<div></div> 2%	Walton	29	<div></div> 0%	Hamilton	1	<div></div> 0%
Citrus	178	<div></div> 2%	Okeechobee	24	<div></div> 0%	Liberty	1	<div></div> 0%
Martin	167	<div></div> 2%	Madison	20	<div></div> 0%	Total	11,014	

**Note:** cases are summarized by the county of usual residence. Residents and staff may be cases associated with facilities that are not in their county of usual residence, resulting in cases being included below for counties that do not have facilities with known cases.

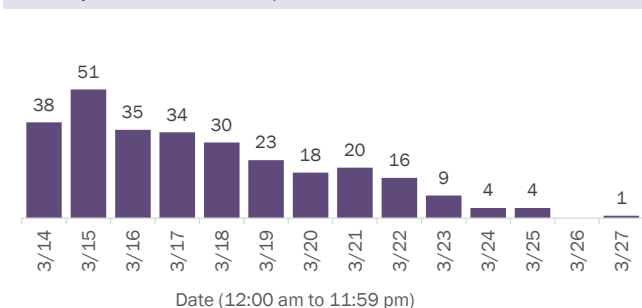
# COVID-19: cases in Florida residents who have died

Data through Mar 27, 2021 verified as of Mar 28, 2021 at 09:25 AM

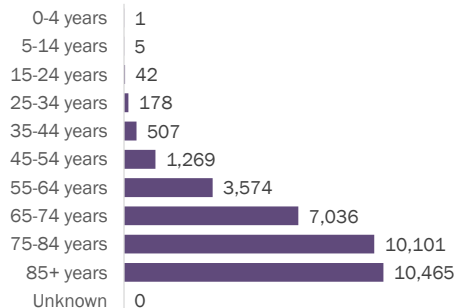
Data in this report are provisional and subject to change.

Demographics for all identified COVID-19 deaths: 33,178

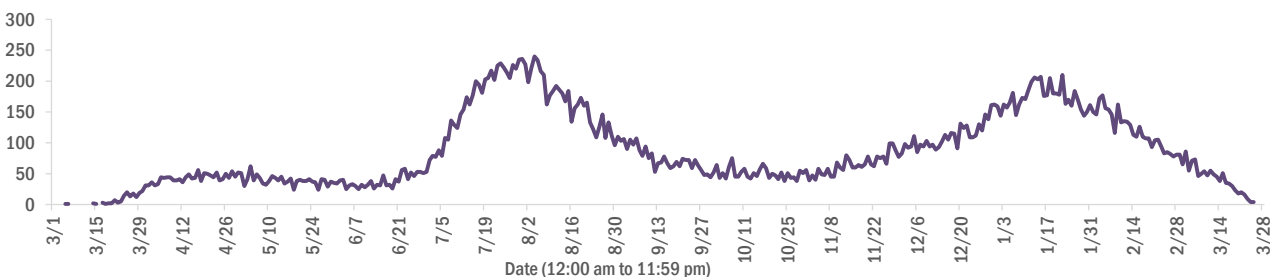
## Deaths by date of death for the past 2 weeks



## Deaths by age group



## Deaths by date of death since March 2020



Age group	Deaths	Cases	Case fatality rate	Mortality rate per 100,000 population
0-4 years	1	40,666	0.0%	0.1
5-14 years	5	127,016	0.0%	0.2
15-24 years	42	309,614	0.0%	1.7
25-34 years	178	349,040	0.1%	6.3
35-44 years	507	311,005	0.2%	19.4
45-54 years	1,269	305,484	0.4%	45.5
55-64 years	3,574	264,518	1.4%	123.6
65-74 years	7,036	164,213	4.3%	289.9
75-84 years	10,101	90,692	11.1%	719.3
85+ years	10,465	42,595	24.6%	1812.0
Unknown	0	1,275	0.0%	
<b>Total</b>	<b>33,178</b>	<b>2,006,118</b>	<b>1.7%</b>	<b>153.6</b>

Race	Deaths	Cases	Case fatality rate	Mortality rate per 100,000 population
Black	5,285	264,569	2.0%	144.5
White	24,365	1,134,478	2.1%	145.9
Other	2,581	304,722	0.8%	207.4
Unknown	947	302,349	0.3%	
<b>Total</b>	<b>33,178</b>	<b>2,006,118</b>	<b>1.7%</b>	<b>153.6</b>

Gender	Deaths	Cases	Case fatality rate	Mortality rate per 100,000 population
Male	18,625	942,065	2.0%	176.4
Female	14,553	1,048,771	1.4%	131.8
Unknown	0	15,282	0.0%	
<b>Total</b>	<b>33,178</b>	<b>2,006,118</b>	<b>1.7%</b>	<b>153.6</b>

Ethnicity	Deaths	Cases	Case fatality rate	Mortality rate per 100,000 population
Hispanic	7,724	643,148	1.2%	136.0
Non-Hispanic	23,281	970,982	2.4%	146.2
Unknown	2,173	391,988	0.6%	
<b>Total</b>	<b>33,178</b>	<b>2,006,118</b>	<b>1.7%</b>	<b>153.6</b>

# COVID-19: characteristics of 2,006,118 cases

Data through Mar 27, 2021 verified as of Mar 28, 2021 at 09:25 AM

Data in this report are provisional and subject to change.

Tables below include cases in Florida residents and non-Florida residents.

All 67 Florida counties have cases:

County	FL resident cases		Non-FL resident cases	Total cases	FL resident deaths	FL death rate
Dade	436,848	<div><div></div></div> 22%	5,489	442,337	5,814	1.3%
Broward	210,166	<div><div></div></div> 10%	2,475	212,641	2,624	1.2%
Palm Beach	128,428	<div><div></div></div> 6%	2,299	130,727	2,635	2.1%
Orange	121,033	<div><div></div></div> 6%	1,767	122,800	1,175	1.0%
Hillsborough	119,668	<div><div></div></div> 6%	1,012	120,680	1,602	1.3%
Duval	90,739	<div><div></div></div> 5%	1,503	92,242	1,295	1.4%
Pinellas	69,943	<div><div></div></div> 3%	1,753	71,696	1,543	2.2%
Lee	60,047	<div><div></div></div> 3%	2,096	62,143	910	1.5%
Polk	60,333	<div><div></div></div> 3%	432	60,765	1,237	2.1%
Osceola	38,698	<div><div></div></div> 2%	658	39,356	481	1.2%
Volusia	37,130	<div><div></div></div> 2%	633	37,763	711	1.9%
Brevard	36,302	<div><div></div></div> 2%	649	36,951	804	2.2%
Pasco	35,756	<div><div></div></div> 2%	318	36,074	687	1.9%
Escambia	31,179	<div><div></div></div> 2%	3,600	34,779	664	2.1%
Manatee	33,774	<div><div></div></div> 2%	793	34,567	633	1.9%
Collier	31,065	<div><div></div></div> 2%	1,188	32,253	492	1.6%
Leon	29,366	<div><div></div></div> 1%	876	30,242	301	1.0%
Seminole	29,524	<div><div></div></div> 1%	227	29,751	463	1.6%
Sarasota	27,704	<div><div></div></div> 1%	1,392	29,096	785	2.8%
Marion	28,783	<div><div></div></div> 1%	143	28,926	916	3.2%
Lake	26,034	<div><div></div></div> 1%	436	26,470	600	2.3%
St. Lucie	23,695	<div><div></div></div> 1%	173	23,868	584	2.5%
Alachua	23,009	<div><div></div></div> 1%	264	23,273	258	1.1%
St. Johns	20,770	<div><div></div></div> 1%	292	21,062	202	1.0%
Okaloosa	19,510	<div><div></div></div> 1%	209	19,719	351	1.8%
Bay	18,727	<div><div></div></div> 1%	746	19,473	373	2.0%
Santa Rosa	17,481	<div><div></div></div> 1%	221	17,702	278	1.6%
Clay	17,268	<div><div></div></div> 1%	47	17,315	325	1.9%
Hernando	12,203	<div><div></div></div> 1%	93	12,296	439	3.6%
Indian River	11,563	<div><div></div></div> 1%	100	11,663	280	2.4%
Charlotte	11,250	<div><div></div></div> 1%	186	11,436	390	3.5%
Martin	11,092	<div><div></div></div> 1%	207	11,299	302	2.7%
Citrus	10,179	<div><div></div></div> 1%	87	10,266	428	4.2%
Sumter	8,651	<div><div></div></div> 0%	100	8,751	244	2.8%
Nassau	7,532	<div><div></div></div> 0%	430	7,962	122	1.6%

County	FL resident cases		Non-FL resident cases	Total cases	FL resident deaths	FL death rate
Columbia	7,789	<div><div></div></div> 0%	37	7,826	162	2.1%
Highlands	7,532	<div><div></div></div> 0%	83	7,615	317	4.2%
Walton	6,522	<div><div></div></div> 0%	777	7,299	83	1.3%
Flagler	6,530	<div><div></div></div> 0%	88	6,618	96	1.5%
Monroe	6,025	<div><div></div></div> 0%	357	6,382	48	0.8%
Jackson	5,985	<div><div></div></div> 0%	64	6,049	154	2.6%
Putnam	5,996	<div><div></div></div> 0%	20	6,016	135	2.3%
Gadsden	5,516	<div><div></div></div> 0%	16	5,532	89	1.6%
Suwannee	5,182	<div><div></div></div> 0%	28	5,210	135	2.6%
Hendry	4,441	<div><div></div></div> 0%	17	4,458	77	1.7%
Desoto	4,034	<div><div></div></div> 0%	22	4,056	83	2.1%
Okeechobee	3,670	<div><div></div></div> 0%	50	3,720	84	2.3%
Unknown	369	<div><div></div></div> 0%	3,176	3,545	0	0.0%
Baker	3,337	<div><div></div></div> 0%	15	3,352	59	1.8%
Wakulla	3,229	<div><div></div></div> 0%	12	3,241	55	1.7%
Levy	3,063	<div><div></div></div> 0%	7	3,070	43	1.4%
Bradford	2,903	<div><div></div></div> 0%	13	2,916	54	1.9%
Hardee	2,879	<div><div></div></div> 0%	14	2,893	37	1.3%
Taylor	2,688	<div><div></div></div> 0%	6	2,694	45	1.7%
Washington	2,649	<div><div></div></div> 0%	20	2,669	49	1.8%
Holmes	2,179	<div><div></div></div> 0%	31	2,210	46	2.1%
Madison	2,004	<div><div></div></div> 0%	26	2,030	43	2.1%
Gulf	1,889	<div><div></div></div> 0%	24	1,913	41	2.2%
Union	1,771	<div><div></div></div> 0%	1	1,772	70	4.0%
Calhoun	1,652	<div><div></div></div> 0%	3	1,655	42	2.5%
Lafayette	1,606	<div><div></div></div> 0%	0	1,606	25	1.6%
Hamilton	1,567	<div><div></div></div> 0%	19	1,586	23	1.5%
Dixie	1,546	<div><div></div></div> 0%	3	1,549	23	1.5%
Gilchrist	1,479	<div><div></div></div> 0%	4	1,483	37	2.5%
Jefferson	1,404	<div><div></div></div> 0%	22	1,426	24	1.7%
Franklin	1,261	<div><div></div></div> 0%	33	1,294	16	1.3%
Liberty	1,051	<div><div></div></div> 0%	1	1,052	16	1.5%
Glades	920	<div><div></div></div> 0%	4	924	19	2.1%
Total	2,006,118		37,887	2,044,005	33,178	1.7%

# COVID-19: characteristics of 2,006,118 Florida resident cases

Data through Mar 27, 2021 verified as of Mar 28, 2021 at 09:25 AM

Data in this report are provisional and subject to change.

The table below includes the cities and counties of residence for cases in Florida residents based on the patient's ZIP Code. Note that city is not always received as part of the initial notification and may be missing while the case is being investigated.

City and county	Cases
Miami, Dade	252,937
Orlando, Orange	89,337
Jacksonville, Duval	85,261
Tampa, Hillsborough	69,683
Hialeah, Dade	61,658
Fort Lauderdale, Broward	44,891
Hollywood, Broward	40,123
West Palm Beach, Palm Beach	31,299
Kissimmee, Osceola	29,831
Tallahassee, Leon	28,352
Homestead, Dade	26,762
Naples, Collier	26,245
Pensacola, Escambia	25,937
Saint Petersburg, Pinellas	25,682
Fort Myers, Lee	23,396
Bradenton, Manatee	22,036
Boca Raton, Palm Beach	21,879
Ocala, Marion	21,185
Lakeland, Polk	21,064
Pompano Beach, Broward	20,118
Gainesville, Alachua	18,314
Sarasota, Sarasota	17,149
Port Saint Lucie, St. Lucie	15,733
Lake Worth, Palm Beach	15,574
Cape Coral, Lee	15,238
Miami Beach, Dade	14,034
Miramar, Broward	13,692
Clearwater, Pinellas	13,688
Boynton Beach, Palm Beach	12,497
Coral Springs, Broward	12,197
Doral, Dade	12,132
Panama City, Bay	11,914
Miami Gardens, Dade	11,640
Saint Augustine, St. Johns	11,126
Melbourne, Brevard	10,431
Winter Haven, Polk	10,115
Delray Beach, Palm Beach	9,659
Lehigh Acres, Lee	9,616
Davie, Broward	9,318
Riverview, Hillsborough	9,173
Vero Beach, Indian River	8,895
Milton, Santa Rosa	8,447
Palm Bay, Brevard	8,410
New Port Richey, Pasco	8,280
Sunrise, Broward	8,278
Fort Pierce, St. Lucie	7,803
Coral Gables, Dade	7,704
Saint Cloud, Osceola	7,688
Largo, Pinellas	7,620
Apopka, Orange	7,507
Daytona Beach, Volusia	7,496
Plantation, Broward	7,299
Spring Hill, Hernando	7,258
North Miami Beach, Dade	7,097
Lake City, Columbia	7,083
Orange Park, Clay	7,038
Clermont, Lake	6,957
Davenport, Polk	6,927

# COVID-19: characteristics of 2,006,118 Florida resident cases

Data through Mar 27, 2021 verified as of Mar 28, 2021 at 09:25 AM

Data in this report are provisional and subject to change.

The table below includes the cities and counties of residence for cases in Florida residents based on the patient's ZIP Code. Note that city is not always received as part of the initial notification and may be missing while the case is being investigated.

City and county	Cases
Brandon, Hillsborough	6,867
Jupiter, Palm Beach	6,613
Sanford, Seminole	6,584
Weston, Broward	6,572
Plant City, Hillsborough	6,473
Deltona, Volusia	6,465
Deerfield Beach, Broward	6,120
Winter Garden, Orange	5,977
Tamarac, Broward	5,623
Port Charlotte, Charlotte	5,511
Palm Coast, Flagler	5,491
Fort Walton Beach, Okaloosa	5,408
Wesley Chapel, Pasco	5,245
Stuart, Martin	5,232
Crestview, Okaloosa	5,213
Coconut Creek, Broward	5,180
Palm Beach Gardens, Palm Beach	5,114
Margate, Broward	5,113
Land O Lakes, Pasco	4,999
Winter Park, Orange	4,976
Deland, Volusia	4,960
Palm Harbor, Pinellas	4,904
Oviedo, Seminole	4,852
Palmetto, Manatee	4,845
Wellington, Palm Beach	4,831
Miami Lakes, Dade	4,486
Altamonte Springs, Seminole	4,470
Opa Locka, Dade	4,431
Lutz, Hillsborough	4,423
Port Orange, Volusia	4,356
Brooksville, Hernando	4,261
Middleburg, Clay	4,237
Haines City, Polk	4,231
Valrico, Hillsborough	4,224
Venice, Sarasota	4,170
North Port, Sarasota	4,138
The Villages, Sumter	4,122
Hallandale, Broward	4,095
Pembroke Pines, Broward	4,067
Punta Gorda, Charlotte	4,065
Ocoee, Orange	4,049
Leesburg, Lake	4,030
Sebring, Highlands	4,028
Live Oak, Suwannee	4,023
Arcadia, Desoto	3,927
Saint Johns, St. Johns	3,921
Seminole, Pinellas	3,838
Ormond Beach, Volusia	3,820
Bonita Springs, Lee	3,813
Zephyrhills, Pasco	3,812
Okeechobee, Okeechobee	3,658
Navarre, Santa Rosa	3,655
Pinellas Park, Pinellas	3,576
Windermere, Orange	3,527
Longwood, Seminole	3,483
North Lauderdale, Broward	3,478
North Miami, Dade	3,455
Immokalee, Collier	3,424
Ruskin, Hillsborough	3,405



# COVID-19: characteristics of 2,006,118 Florida resident cases

Data through Mar 27, 2021 verified as of Mar 28, 2021 at 09:25 AM

Data in this report are provisional and subject to change.

The table below includes the cities and counties of residence for cases in Florida residents based on the patient's ZIP Code. Note that city is not always received as part of the initial notification and may be missing while the case is being investigated.

City and county	Cases
Cocoa, Brevard	3,368
Gulf Breeze, Santa Rosa	3,279
Niceville, Okaloosa	3,248
Cantonment, Escambia	3,129
Lake Worth Beach, Palm Beach	3,046
Panama City Beach, Bay	3,030
Key West, Monroe	3,023
Casselberry, Seminole	3,017
Jacksonville Beach, Duval	3,011
Quincy, Gadsden	2,944
Titusville, Brevard	2,936
Port Richey, Pasco	2,918
Crawfordville, Wakulla	2,899
Hudson, Pasco	2,899
Dade City, Pasco	2,884
Bartow, Polk	2,821
Winter Springs, Seminole	2,816
North Fort Myers, Lee	2,816
Oakland Park, Broward	2,809
Palatka, Putnam	2,780
Cutler Ridge, Dade	2,755
Lake Mary, Seminole	2,728
Fernandina Beach, Nassau	2,727
Aventura, Dade	2,720
Green Cove Springs, Clay	2,699
Kissimmee, Polk	2,680
Auburndale, Polk	2,659
Merritt Island, Brevard	2,635
New Smyrna Beach, Volusia	2,624
Ponte Vedra Beach, St. Johns	2,602
Lake Wales, Polk	2,593
Tarpon Springs, Pinellas	2,536
Perry, Taylor	2,522
Lynn Haven, Bay	2,476
Inverness, Citrus	2,426
Belle Glade, Palm Beach	2,421
Parkland, Broward	2,402
Marianna, Jackson	2,392
Eustis, Lake	2,332
Clewiston, Hendry	2,316
Wimauma, Hillsborough	2,312
Cooper City, Broward	2,299
Fleming Island, Clay	2,298
Royal Palm Beach, Palm Beach	2,282
Dunedin, Pinellas	2,280
Loxahatchee, Palm Beach	2,278
Santa Rosa Beach, Walton	2,269
Estero, Lee	2,249
Holiday, Pasco	2,202
Sarasota, Manatee	2,106
Rockledge, Brevard	2,087
Key Biscayne, Dade	2,086
Parrish, Manatee	2,083
Defuniak Springs, Walton	2,071
Chipley, Washington	2,059
Odessa, Hillsborough	2,017
Destin, Okaloosa	1,989
Palm City, Martin	1,988
Labelle, Hendry	1,985

# COVID-19: characteristics of 2,006,118 Florida resident cases

Data through Mar 27, 2021 verified as of Mar 28, 2021 at 09:25 AM

Data in this report are provisional and subject to change.

The table below includes the cities and counties of residence for cases in Florida residents based on the patient's ZIP Code. Note that city is not always received as part of the initial notification and may be missing while the case is being investigated.

City and county	Cases
Mount Dora, Lake	1,976
Riviera Beach, Palm Beach	1,972
Starke, Bradford	1,963
Avon Park, Highlands	1,940
Mulberry, Polk	1,914
Seffner, Hillsborough	1,909
Tavares, Lake	1,883
Summerfield, Marion	1,806
Yulee, Nassau	1,796
Groveland, Lake	1,787
Lithia, Hillsborough	1,766
Pinecrest, Dade	1,763
Maitland, Orange	1,735
Orange City, Volusia	1,711
Wauchula, Hardee	1,683
Sebastian, Indian River	1,637
Macclenny, Baker	1,637
Palmetto Bay, Dade	1,609
Callahan, Nassau	1,602
Lady Lake, Lake	1,600
Missing, Dade	1,582
Mayo, Lafayette	1,577
Ponte Vedra, St. Johns	1,562
Carol City, Dade	1,561
Bonifay, Holmes	1,558
Coconut Grove, Dade	1,555
Homosassa, Citrus	1,555
Crystal River, Citrus	1,539
Dania, Broward	1,526
Crossings, Dade	1,483
Lake Placid, Highlands	1,435
Gibsononton, Hillsborough	1,428
Pace, Santa Rosa	1,422
Oldsmar, Pinellas	1,406
Hobe Sound, Martin	1,403
Florida City, Dade	1,392
Sun City Center, Hillsborough	1,384
Dover, Hillsborough	1,381
Apollo Beach, Hillsborough	1,380
Edgewater, Volusia	1,374
Lake Butler, Union	1,372
Atlantic Beach, Duval	1,346
Madison, Madison	1,329
Debary, Volusia	1,322
Dunnellon, Marion	1,320
Palm Springs, Palm Beach	1,316
Biscayne Park, Dade	1,296
Monticello, Jefferson	1,284
Alachua, Alachua	1,267
Bellevue, Marion	1,259
Indiantown, Martin	1,243
North Palm Beach, Palm Beach	1,234
Graceville, Jackson	1,230
Lantana, Palm Beach	1,208
Century, Escambia	1,172
South Miami, Dade	1,166
Newberry, Alachua	1,139
Safety Harbor, Pinellas	1,138
Lecanto, Citrus	1,130

# COVID-19: characteristics of 2,006,118 Florida resident cases

Data through Mar 27, 2021 verified as of Mar 28, 2021 at 09:25 AM

Data in this report are provisional and subject to change.

The table below includes the cities and counties of residence for cases in Florida residents based on the patient's ZIP Code. Note that city is not always received as part of the initial notification and may be missing while the case is being investigated.

City and county	Cases
Ellenton, Manatee	1,109
Williston, Levy	1,109
Jensen Beach, Martin	1,104
Havana, Gadsden	1,086
El Portal, Dade	1,084
Beverly Hills, Citrus	1,076
Lauderhill, Broward	1,067
Satellite Beach, Brevard	1,065
Hilliard, Nassau	1,060
Freeport, Walton	1,051
Blountstown, Calhoun	1,041
Jasper, Hamilton	1,025
Wilton Manors, Broward	1,010
Trenton, Gilchrist	1,008
Wildwood, Sumter	1,006
Englewood, Charlotte	983
Nokomis, Sarasota	971
Wewahitchka, Gulf	969
Key Largo, Monroe	956
Hernando, Citrus	947
Sanderson, Baker	946
Keystone Heights, Clay	943
Frostproof, Polk	936
Bushnell, Sumter	935
Mary Esther, Okaloosa	927
Fellsmere, Indian River	923
Polk City, Polk	906
Lauderdale Lakes, Broward	906
Everglades National Park, Dade	904
Dunnellon, Citrus	904
Medley, Dade	898
Fisher Island, Dade	891
Port Saint Joe, Gulf	889
Shalimar, Okaloosa	884
Moore Haven, Glades	861
Coleman, Sumter	840
Marco Island, Collier	823
Cross City, Dixie	818
Bristol, Liberty	815
Pahokee, Palm Beach	809
Cocoa Beach, Brevard	809
South Bay, Palm Beach	808
Chiefland, Levy	793
Fort Meade, Polk	780
Minneola, Lake	778
Trinity, Pasco	773
High Springs, Alachua	768
Sorrento, Lake	767
Indialantic, Brevard	757
Spring Hill, Pasco	753
Glen Saint Mary, Baker	749
Englewood, Sarasota	742
Thonotosassa, Hillsborough	742
Fruitland Park, Lake	738
Chattahoochee, Gadsden	727
Marathon, Monroe	715
Southwest Ranches, Broward	715
Crescent City, Putnam	708
Miramar Beach, Walton	706

# COVID-19: characteristics of 2,006,118 Florida resident cases

Data through Mar 27, 2021 verified as of Mar 28, 2021 at 09:25 AM

Data in this report are provisional and subject to change.

The table below includes the cities and counties of residence for cases in Florida residents based on the patient's ZIP Code. Note that city is not always received as part of the initial notification and may be missing while the case is being investigated.

City and county	Cases
Olympia Heights, Dade	704
Uleta, Dade	701
Interlachen, Putnam	697
Umatilla, Lake	687
Fort Myers Beach, Lee	685
Coral, Dade	679
Bowling Green, Hardee	671
Old Town, Dixie	669
Lawtey, Bradford	667
West Melbourne, Brevard	658
Jacksonville, St. Johns	657
Lake Alfred, Polk	657
Fort White, Columbia	644
Neptune Beach, Duval	635
Silver Springs, Marion	619
Weeki Wachee, Hernando	615
Baker, Okaloosa	591
South Daytona, Volusia	590
Surfside, Dade	583
Belle Isle, Orange	582
Palm Beach, Palm Beach	578
Clearwater Beach, Pinellas	571
Bronson, Levy	569
Bunnell, Flagler	560
Gulfport, Pinellas	560
Sneads, Jackson	554
Jay, Santa Rosa	544
Carrabelle, Franklin	524
Mascotte, Lake	517
Rotunda West, Charlotte	510
Hawthorne, Alachua	505
Oxford, Sumter	500
Sweetwater, Dade	492
Oakland, Orange	491
Molino, Escambia	484
Cottondale, Jackson	483
Citra, Marion	482
Myakka City, Manatee	478
Youngstown, Bay	473
Florida State University, Leon	471
Mims, Brevard	471
Tavernier, Monroe	471
Midway, Gadsden	469
Ocklawaha, Marion	469
Zolfo Springs, Hardee	469
Cape Canaveral, Brevard	468
Indian Harbour Beach, Brevard	460
Melbourne Beach, Brevard	460
East Palatka, Putnam	458
Flagler Beach, Flagler	449
Alva, Lee	449
Bal Harbour, Dade	448
Dundee, Polk	438
Altha, Calhoun	438
Celebration, Osceola	435
Bell, Gilchrist	431
Branford, Suwannee	429
Apalachicola, Franklin	416
Webster, Sumter	407

# COVID-19: characteristics of 2,006,118 Florida resident cases

Data through Mar 27, 2021 verified as of Mar 28, 2021 at 09:25 AM

Data in this report are provisional and subject to change.

The table below includes the cities and counties of residence for cases in Florida residents based on the patient's ZIP Code. Note that city is not always received as part of the initial notification and may be missing while the case is being investigated.

City and county	Cases
Centerville, Leon	394
Haverhill, Palm Beach	393
Archer, Alachua	387
De Leon Springs, Volusia	385
Eagle Lake, Polk	381
Osprey, Sarasota	377
Missing, Volusia	371
Hastings, St. Johns	368
Raiford, Union	366
Tequesta, Palm Beach	363
Grand Ridge, Jackson	362
West Miami, Dade	361
Floral City, Citrus	361
Holly Hill, Volusia	353
Lake Park, Palm Beach	346
Ave Maria, Collier	345
Chuluota, Seminole	343
Pierson, Volusia	343
Grand Island, Lake	338
Greenville, Madison	332
Montverde, Lake	324
Vernon, Washington	324
Malone, Jackson	316
Gotha, Orange	314
Jennings, Hamilton	313
Satsuma, Putnam	313
Indian Rocks Beach, Pinellas	312
Missing, Orange	311
Sebastian, Brevard	308
Eastpoint, Franklin	302
Reddick, Marion	301
Kenneth City, Pinellas	301
Laurel Hill, Okaloosa	301
Bryceville, Nassau	301
Alafaya, Orange	299
Fort McCoy, Marion	299
Elkton, St. Johns	298
Malabar, Brevard	297
Melrose, Putnam	296
Westville, Holmes	295
Valparaiso, Okaloosa	289
Lake Panasoffkee, Sumter	289
Lehigh, Lee	285
Winter Park, Seminole	281
Greenwood, Jackson	276
O Brien, Suwannee	276
Anthony, Marion	275
San Antonio, Pasco	273
Belleair, Pinellas	271
Ponce De Leon, Holmes	270
Geneva, Seminole	268
Greenacres, Palm Beach	265
Morriston, Levy	260
Hallandale Beach, Broward	259
South Pasadena, Pinellas	247
Inlet Beach, Walton	244
Sanibel, Lee	243
Fountain, Bay	241
Eglin Air Force Base, Okaloosa	239

# COVID-19: characteristics of 2,006,118 Florida resident cases

Data through Mar 27, 2021 verified as of Mar 28, 2021 at 09:25 AM

Data in this report are provisional and subject to change.

The table below includes the cities and counties of residence for cases in Florida residents based on the patient's ZIP Code. Note that city is not always received as part of the initial notification and may be missing while the case is being investigated.

City and county	Cases
Fern Park, Seminole	238
Lee, Madison	236
Kindred, Osceola	235
Edgewood, Orange	235
Southport, Bay	230
University Of Central Fl, Orange	229
White Springs, Hamilton	227
Weirsdale, Marion	225
Longboat Key, Manatee	224
Hosford, Liberty	221
Gretna, Gadsden	221
Islamorada, Monroe	220
Saint James City, Lee	220
Wellborn, Suwannee	214
Mcdavid, Escambia	209
Holt, Okaloosa	209
Lakewood Ranch, Manatee	208
Astatula, Lake	206
Holmes Beach, Manatee	200
Bay Harbor Islands, Dade	199
Poinciana, Polk	199
Howey-In-The-Hills, Lake	196
Juno Beach, Palm Beach	196
Madeira Beach, Pinellas	193
Micanopy, Alachua	192
Atlantis, Palm Beach	190
Mcalpin, Suwannee	189
Altoona, Lake	189
Babson Park, Polk	188
Sopchoppy, Wakulla	186
Azalea Park, Orange	186
Alford, Jackson	185
Zellwood, Orange	184
The Villages, Marion	181
Lake Helen, Volusia	178
Lauderdale By The Sea, Broward	178
The Villages, Lake	177
Odessa, Pasco	172
Center Hill, Sumter	172
Viera, Brevard	169
Mangonia Park, Palm Beach	168
Cutler Bay, Dade	166
University Of Miami, Dade	164
Osteen, Volusia	163
Summerland Key, Monroe	162
Golden Beach, Dade	161
Caryville, Washington	161
Pomona Park, Putnam	158
Bokeelia, Lee	155
Hypoluxo, Palm Beach	152
Lockhart, Orange	152
Oak Hill, Volusia	152
University Of Fl, Alachua	151
Rocky Point, Hillsborough	151
Grant-Valkaria, Brevard	149
Bay Lake, Orange	148
Ponce Inlet, Volusia	147
Lutz, Pasco	147
Citrus Springs, Citrus	146

# COVID-19: characteristics of 2,006,118 Florida resident cases

Data through Mar 27, 2021 verified as of Mar 28, 2021 at 09:25 AM

Data in this report are provisional and subject to change.

The table below includes the cities and counties of residence for cases in Florida residents based on the patient's ZIP Code. Note that city is not always received as part of the initial notification and may be missing while the case is being investigated.

City and county	Cases
Sumterville, Sumter	146
Hiawassee, Orange	142
Hollister, Putnam	137
Big Pine Key, Monroe	137
Clair-Mel City, Hillsborough	137
Carrollwood, Hillsborough	136
Lady Lake, Sumter	135
Missing, Lee	133
Paisley, Lake	130
Inglis, Levy	129
San Mateo, Putnam	129
Cloud Lake, Palm Beach	128
Baldwin, Duval	128
Hampton, Bradford	126
Christmas, Orange	126
Apopka, Seminole	125
Steinhatchee, Taylor	124
Kendall, Dade	122
Lake Hamilton, Polk	121
Matlacha, Lee	121
Clarksville, Calhoun	120
West Park, Broward	119
University Of Central Florida, Orange	115
Placida, Charlotte	114
Belleair Beach, Pinellas	114
Tierra Verde, Pinellas	113
Buena Ventura Lakes, Osceola	113
Callaway, Bay	109
Lighthouse Point, Broward	108
Missing, St. Johns	106
Panacea, Wakulla	106
Temple Terrace, Hillsborough	105
Saint Leo, Pasco	105
Barry University, Dade	104
Seville, Volusia	104
Hurlburt Field, Okaloosa	102
Lamont, Jefferson	102
Dinsmore, Duval	102
Astor, Lake	102
Harmony, Osceola	102
Dania Beach, Broward	102
Cedar Key, Levy	101
Brooker, Bradford	101
Missing, Pinellas	99
South Fort Myers, Lee	98
Canal Point, Palm Beach	97
Bradenton Beach, Manatee	97
Barefoot Bay, Brevard	96
Florida Gulf Coast Univ, Lee	95
Tyndall Air Force Base, Bay	95
Fruit Cove, St. Johns	95
Waldo, Alachua	95
Bascom, Jackson	95
Florahome, Putnam	94
City Of Sunrise, Broward	93
Missing, Sumter	92
University Of South Florida, Hillsborough	91
Sunny Isles Beach, Dade	89
Pinetta, Madison	88

# COVID-19: characteristics of 2,006,118 Florida resident cases

Data through Mar 27, 2021 verified as of Mar 28, 2021 at 09:25 AM

Data in this report are provisional and subject to change.

The table below includes the cities and counties of residence for cases in Florida residents based on the patient's ZIP Code. Note that city is not always received as part of the initial notification and may be missing while the case is being investigated.

City and county	Cases
Maitland, Seminole	88
Crystal Beach, Pinellas	86
Kathleen, Polk	85
Missing, Marion	83
Lorida, Highlands	82
Fort Denaud, Hendry	80
F M, Lee	80
Yalaha, Lake	78
Ocean Ridge, Palm Beach	78
Missing, St. Lucie	77
Welaka, Putnam	75
Princeton, Dade	75
Eatonville, Orange	75
Palma Ceia, Hillsborough	74
Patrick Air Force Base, Brevard	74
Saint Pete Beach, Pinellas	74
Avon Park, Polk	73
Boca Grande, Lee	71
Campbellton, Jackson	71
Missing, Lake	71
Air Mail Facility, Dade	69
North Venice, Sarasota	69
Ochopee, Collier	69
Greensboro, Gadsden	66
Anna Maria, Manatee	65
Cudjoe Key, Monroe	65
Stock Island, Monroe	64
Missing, Duval	62
Reunion, Osceola	62
Mexico Beach, Bay	60
Bonita Beach, Lee	59
Destin, Walton	59
Georgetown, Putnam	59
Missing, Pasco	59
Treasure Island, Pinellas	58
North Redington Beach, Pinellas	58
Micco, Brevard	58
Missing, Palm Beach	57
Orlando, Seminole	57
Bellview, Escambia	57
Felda, Hendry	57
Northdale, Hillsborough	57
Miami Springs, Dade	56
Missing, Santa Rosa	54
Miami, Unknown	54
Duette, Manatee	53
Lake Suzy, Desoto	53
Walnut Hill, Escambia	53
Ona, Hardee	53
Orlando, Dade	52
Miromar Lakes, Lee	52
Heathrow, Seminole	52
Okahumpka, Lake	52
Singer Island, Palm Beach	52
Enterprise, Volusia	51
University Of Tampa, Hillsborough	50
Aloma, Orange	50
Town N Country, Hillsborough	50
Palm Beach Shores, Palm Beach	49



# COVID-19: characteristics of 2,006,118 Florida resident cases

Data through Mar 27, 2021 verified as of Mar 28, 2021 at 09:25 AM

Data in this report are provisional and subject to change.

The table below includes the cities and counties of residence for cases in Florida residents based on the patient's ZIP Code. Note that city is not always received as part of the initial notification and may be missing while the case is being investigated.

City and county	Cases
Salt Springs, Marion	49
Terra Ceia, Manatee	48
Intercession City, Osceola	48
Cinco Bayou, Okaloosa	47
Highland City, Polk	45
Sewalls Point, Martin	45
Florence Villa, Polk	45
Florida International Univ, Dade	44
Waverly, Polk	44
Green Acres, Palm Beach	44
Kenansville, Osceola	43
Eaton Park, Polk	43
Orlando, Osceola	43
Gulf Breeze, Escambia	43
Lacoochee, Pasco	42
Village Of Wellington, Palm Beach	42
Ebro, Washington	42
Manalapan, Palm Beach	42
Naranja, Dade	41
Key Colony Beach, Monroe	41
Bayonet Point, Pasco	41
Saint Johns, Duval	40
Village Wellington, Palm Beach	40
Cortez, Manatee	40
Missing, Broward	39
Orlando, Broward	38
Orlando, Volusia	37
Ponte Vedra, Duval	37
Florida A And M University, Leon	37
Missing, Hillsborough	36
Tice, Lee	36
Hialeah Gardens, Dade	36
Miami Shores, Dade	35
North Bay Village, Dade	35
Highland Beach, Palm Beach	35
Stetson University, Volusia	35
Lakeshore, Polk	35
Orlando, Polk	35
Miami, Broward	34
Pasadena, Pinellas	34
Flemington, Marion	34
Bay Pines, Pinellas	34
Homeland, Polk	33
Palm Shores, Brevard	33
Siesta Key, Sarasota	33
Wekiva Springs, Seminole	33
Dowling Park, Suwannee	33
Missing, Seminole	33
Lulu, Columbia	33
Bonaventure, Broward	33
Univ Of FI Student Dorms, Alachua	32
Venus, Highlands	32
Bagdad, Santa Rosa	32
Hallandale Beach, Broward	32
Davenport, Osceola	32
Westlake, Palm Beach	31
Eloise, Polk	31
Poinciana, Osceola	30
Nocatee, Desoto	30

# COVID-19: characteristics of 2,006,118 Florida resident cases

Data through Mar 27, 2021 verified as of Mar 28, 2021 at 09:25 AM

Data in this report are provisional and subject to change.

The table below includes the cities and counties of residence for cases in Florida residents based on the patient's ZIP Code. Note that city is not always received as part of the initial notification and may be missing while the case is being investigated.

City and county	Cases
Mcintosh, Marion	30
Penney Farms, Clay	30
Lealman, Pinellas	30
Bayshore Gardens, Manatee	30
Kinard, Calhoun	30
Jupiter, Martin	29
Bonita Springs, Collier	29
Alturas, Polk	29
Sugarloaf Key, Monroe	29
South Palm Beach, Palm Beach	29
Orlando, Hillsborough	28
Chokoloskee, Collier	28
Pensacola Beach, Santa Rosa	28
Horseshoe Beach, Dixie	28
Little Torch Key, Monroe	28
Ridge Manor, Pasco	27
Pine Hills, Orange	27
City Of Westlake, Palm Beach	27
Caryville, Holmes	27
Florida State, Leon	27
Homosassa Springs, Citrus	27
Saint Marks, Wakulla	27
Indian Lake Estates, Polk	26
Fort Lauderdale, Dade	26
Palmdale, Glades	26
Long Key, Monroe	26
Pembroke Park, Broward	26
Bradley, Polk	26
Tangerine, Orange	25
South Miami Heights, Dade	25
Missing, Monroe	25
New Smyrna, Volusia	25
Earleton, Alachua	25
Orange Lake, Marion	24
Santa Fe, Alachua	24
Westchase, Hillsborough	24
Missing, Escambia	24
Missing, Manatee	24
Sydney, Hillsborough	24
Labelle, Glades	24
Hawthorne, Putnam	24
Archer, Levy	23
Paxton, Walton	23
Yankeetown, Levy	23
Goulds, Dade	23
Pine Castle, Orange	23
Missing, Citrus	22
Balm, Hillsborough	22
Tioga, Alachua	22
Wausau, Washington	22
Loughman, Polk	22
Missing, Brevard	22
Florida Dept Of Corrections, Union	22
Bostwick, Putnam	22
Sparr, Marion	22
Citrus Ridge, Indian River	22
Missing, Indian River	22
Kissimmee, Orange	22
La Crosse, Alachua	22

# COVID-19: characteristics of 2,006,118 Florida resident cases

Data through Mar 27, 2021 verified as of Mar 28, 2021 at 09:25 AM

Data in this report are provisional and subject to change.

The table below includes the cities and counties of residence for cases in Florida residents based on the patient's ZIP Code. Note that city is not always received as part of the initial notification and may be missing while the case is being investigated.

City and county	Cases
Missing, Okaloosa	21
Crystal Springs, Pasco	21
Everglades City, Collier	21
Bonifay, Washington	21
Plymouth, Orange	21
Florida International University, Dade	21
Perdido Key, Escambia	21
Wabasso, Indian River	21
Branford, Lafayette	20
Mexico Beach, Gulf	20
Indian River Shores, Indian River	20
Sun City, Hillsborough	20
Fort Ogden, Desoto	20
Redington Shores, Pinellas	20
Laud-By-The-Sea, Broward	20
Mango, Hillsborough	20
Hollywood, Dade	19
Candler, Marion	19
Parker, Bay	19
Lowell, Marion	19
Ramrod Key, Monroe	19
Champions Gate, Polk	19
Wildlight, Nassau	19
Orlando, Palm Beach	19
Babcock Ranch, Lee	19
Union Park, Orange	19
High Springs, Gilchrist	19
Maxville, Duval	18
Boca Raton, Broward	18
Nalcrest, Polk	18
Gulf Stream, Palm Beach	18
Goodland, Collier	18
Trenton, Levy	18
Jensen Beach, St. Lucie	18
Missing, Collier	17
Graceville, Holmes	17
Lake Buena Vista, Orange	17
Webster, Hernando	17
Nichols, Polk	17
Suwannee, Dixie	16
Missing, Martin	16
Gulf Hammock, Levy	16
Hernando Beach, Hernando	16
Tallevast, Manatee	16
Shady Hills, Pasco	16
Johns Pass Village, Pinellas	16
Jacksonville, Unknown	16
Buckingham, Lee	16
West Panama City Beach, Bay	16
Otter Creek, Levy	16
Woodville, Leon	16
Forest City, Orange	16
Trilby, Pasco	16
Wewahitchka, Calhoun	16
Winter Garden, Lake	15
Daytona Beach Shores, Volusia	15
Lake City, Suwannee	15
Orlando, Pinellas	15
Golden Oak, Orange	15

# COVID-19: characteristics of 2,006,118 Florida resident cases

Data through Mar 27, 2021 verified as of Mar 28, 2021 at 09:25 AM

Data in this report are provisional and subject to change.

The table below includes the cities and counties of residence for cases in Florida residents based on the patient's ZIP Code. Note that city is not always received as part of the initial notification and may be missing while the case is being investigated.

City and county	Cases
Lake Monroe, Seminole	15
Belleair Bluffs, Pinellas	15
Brooksville, Pasco	15
Eau Gallie, Brevard	15
Lakewood Ranch, Sarasota	15
Hutchinson Island, St. Lucie	15
White Springs, Columbia	15
Mount Dora, Orange	15
Missing, Bay	15
Laurel Hill, Walton	14
Village Of Palmetto Bay, Dade	14
Wahneta, Polk	14
Hillsboro Beach, Broward	14
Graham, Bradford	14
Braden River, Manatee	14
Florida State Univ Admin, Leon	14
Copeland, Collier	14
Saint Lucie West, St. Lucie	14
Murdock, Charlotte	14
Long Boat Key, Manatee	13
Orlando, Brevard	13
Saint George Island, Franklin	13
Fort Charlotte, Charlotte	13
Hialeah, Unknown	13
Orlando, Lake	13
Choctaw Beach, Okaloosa	13
Watersound, Walton	13
Kingsley Lake, Bradford	13
Indian Creek Village, Dade	13
Gonzalez, Escambia	13
Steinhatchee, Dixie	13
Roseland, Indian River	13
Durant, Hillsborough	12
Holder, Citrus	12
Missing, Putnam	12
Mount Plymouth, Lake	12
Los Angeles, Dade	12
Pensacola Beach, Escambia	12
Rosemary Beach, Walton	12
Orlando, Unknown	12
Deer Island, Lake	12
Alys Beach, Bay	12
Unknown, Dade	12
East Lake, Marion	11
Captiva, Lee	11
Deerfield Beach, Palm Beach	11
Miami Gardens, Broward	11
Ozona, Pinellas	11
Umatilla, Marion	11
Naples, Lee	11
Babcock Ranch, Charlotte	11
Missing, Unknown	11
Greenville, Taylor	11
Citrus Hills, Citrus	11
Leisure City, Dade	11
Orlando, Leon	11
Perrine, Dade	10
Orlando, Duval	10
Dade City, Hernando	10

# COVID-19: characteristics of 2,006,118 Florida resident cases

Data through Mar 27, 2021 verified as of Mar 28, 2021 at 09:25 AM

Data in this report are provisional and subject to change.

The table below includes the cities and counties of residence for cases in Florida residents based on the patient's ZIP Code. Note that city is not always received as part of the initial notification and may be missing while the case is being investigated.

City and county	Cases
Briny Breezes, Palm Beach	10
Passport, Unknown	10
Seacrest, Walton	10
Missing, Nassau	10
Cypress, Jackson	10
Forest City, Seminole	10
Haines Creek, Lake	10
Lake Como, Putnam	10
Missing, Polk	10
University Park, Manatee	10
Grandin, Putnam	10
Gibsonia, Polk	10
Redington Beach, Pinellas	10
Telogia, Liberty	10
Missing, Taylor	10
Scottsmoor, Brevard	9
Sea Ranch Lakes, Broward	9
Palma Sola, Manatee	9
Innovation, Pasco	9
Cottdale, Washington	9
Barberville, Volusia	9
Beverly Beach, Flagler	9
Saint Augustine Beach, St. Johns	9
Putnam Hall, Putnam	9
Ferndale, Lake	9
Lamont, Madison	9
Lloyd, Jefferson	9
Rubonia, Manatee	9
Virginia Gardens, Dade	9
Elfers, Pasco	9
Fanning Springs, Gilchrist	9
Day, Lafayette	9
Grant Valkaria, Brevard	9
Nobleton, Hernando	9
Saint Augustine, Duval	9
West Delray Beach, Palm Beach	9
Basinger, Okeechobee	8
Evinston, Alachua	8
Salem, Taylor	8
Orange Springs, Marion	8
Ybor City, Hillsborough	8
Fort Walton Beach, Unknown	8
Cross Creek, Alachua	8
Fairfield, Marion	8
Indian Shores, Pinellas	8
Palm City, St. Lucie	8
Seybold, Dade	8
Holt, Santa Rosa	8
White City, Gulf	8
Worthington Springs, Union	8
Pine Ridge, Citrus	8
Jerome, Collier	8
Ponce De Leon, Walton	8
Goldenrod, Seminole	8
Missing, Clay	7
Switzerland, St. Johns	7
Maitland, Volusia	7
Aripeka, Pasco	7
Valkaria, Brevard	7

# COVID-19: characteristics of 2,006,118 Florida resident cases

Data through Mar 27, 2021 verified as of Mar 28, 2021 at 09:25 AM

Data in this report are provisional and subject to change.

The table below includes the cities and counties of residence for cases in Florida residents based on the patient's ZIP Code. Note that city is not always received as part of the initial notification and may be missing while the case is being investigated.

City and county	Cases
River Ranch, Polk	7
Niceville, Walton	7
Orlando, Alachua	7
Okeechobee, Glades	7
Fort Lauderdale, Unknown	7
Keystone Heights, Bradford	7
Orlando, Pasco	7
Longboat Key, Sarasota	7
Fernandina, Nassau	7
Missing, Flagler	7
Orange Park, Duval	7
Port Saint John, Brevard	7
Mayport Naval Station, Duval	6
Lake Butler, Bradford	6
Anastasia Island, St. Johns	6
East Rockland Key, Monroe	6
Bradenton, Sarasota	6
Maitland, Osceola	6
Inglis, Citrus	6
Weirsdale, Lake	6
Morrison, Marion	6
Duck Key, Monroe	6
Newberry, Gilchrist	6
Miccosukee, Leon	6
Glenwood, Volusia	6
Orchid, Indian River	6
Pensacola, Unknown	6
Quail Heights, Dade	6
Punta Gorda, Lee	6
Deland, Lake	6
Orlando, Flagler	6
Orlando, Marion	6
Sunny Hills, Washington	6
Missing, Walton	6
Missing, Sarasota	6
Labelle, Lee	6
Maitland, Hillsborough	6
Winter Park, Polk	6
Winderemere, Orange	6
Hialeah, Broward	6
Grove City, Charlotte	6
Coco River, Collier	6
Eglin, Okaloosa	6
Bruce, Holmes	5
Ebro, Bay	5
Westchester, Dade	5
Mid Florida, Seminole	5
Ocean Breeze, Martin	5
Port Salerno, Martin	5
Ridge Manor Estates, Sumter	5
Missing, Highlands	5
Missing, Columbia	5
Shady Grove, Taylor	5
Missing, Leon	5
Milton, Escambia	5
Inlet Beach, Bay	5
Mayport, Duval	5
Pass, Unknown	5
Stuart, St. Lucie	5

# COVID-19: characteristics of 2,006,118 Florida resident cases

Data through Mar 27, 2021 verified as of Mar 28, 2021 at 09:25 AM

Data in this report are provisional and subject to change.

The table below includes the cities and counties of residence for cases in Florida residents based on the patient's ZIP Code. Note that city is not always received as part of the initial notification and may be missing while the case is being investigated.

City and county	Cases
Miami, Palm Beach	5
Clarcona, Orange	5
Okeechobee, Osceola	5
PsI, Unknown	5
Pompano Beach, Unknown	5
San Carlos Park, Lee	5
University Of Central Fl, Hillsborough	5
Bayou George, Bay	5
Boynton Beach, Broward	5
Missing, Osceola	5
Miramar, Dade	5
Miami Gardens, Unknown	5
Kissimmee, Unknown	5
Fort Lauderdale, Palm Beach	5
Jacksonville Naval Air Station, Duval	5
Wakulla Springs, Wakulla	5
Ocoee, Lake	5
Okeechobee, Martin	5
N/A, Unknown	5
Pompano Beach, Palm Beach	5
Oneco, Manatee	5
Orlando, Manatee	5
Alys Beach, Walton	5
Missing, Alachua	5
Miami Beach, Unknown	5
Point Washington, Walton	5
University Of Central Fl, Martin	5
Williston, Marion	5
Pompano Beach, Dade	4
Sandestin, Walton	4
Seacrest, Bay	4
Naples, Unknown	4
High Springs, Columbia	4
Hinsdale, Manatee	4
Bella Collina, Lake	4
Delray Beach, Broward	4
El Jobean, Charlotte	4
International Service Center, Dade	4
Island Grove, Alachua	4
Hollywood, Unknown	4
Indian Rock Beach, Pinellas	4
Bowling Green, Polk	4
Cypress Gardens, Polk	4
Branford, Gilchrist	4
Cape Haze, Charlotte	4
Clewiston, Palm Beach	4
Conch Key, Monroe	4
Lazy Lake, Broward	4
Lamont, Taylor	4
Sugarloaf, Monroe	4
Wacissa, Jefferson	4
Live Oak, Madison	4
Loxahatchee Groves, Palm Beach	4
West Bradenton, Manatee	4
Port Charlotte, Unknown	4
Greenville, Jefferson	4
Missing, Hernando	4
Marina Del Rey, Dade	4
Oklawaha, Marion	4

# COVID-19: characteristics of 2,006,118 Florida resident cases

Data through Mar 27, 2021 verified as of Mar 28, 2021 at 09:25 AM

Data in this report are provisional and subject to change.

The table below includes the cities and counties of residence for cases in Florida residents based on the patient's ZIP Code. Note that city is not always received as part of the initial notification and may be missing while the case is being investigated.

City and county	Cases
Glen Ridge, Palm Beach	4
Coconut Creek, Palm Beach	4
Pensacola, Santa Rosa	4
Margate, Unknown	4
Melrose, Bradford	4
Lake Worth, Broward	4
Los Angeles, Broward	4
Highland Park, Polk	4
Jacksonville, Dade	4
Inverness, Polk	3
Pass, Dade	3
Vero Beach, Brevard	3
Orem, Palm Beach	3
Pp, Dade	3
Pp, Unknown	3
Woodside, Broward	3
Brewton, Escambia	3
Apopka, Broward	3
Maitland, Polk	3
Lake Harbor, Palm Beach	3
Lanark Village, Franklin	3
Miami Shores, Broward	3
Pineland, Lee	3
Tampa Palms, Hillsborough	3
Tampa, Pinellas	3
Winter Garden, Seminole	3
Tarpon Springs, Pasco	3
Jacksonville, Clay	3
Ludlam, Dade	3
Laurel, Sarasota	3
Clermont, Orange	3
Palm Coast, Volusia	3
Port Saint Lucie, Martin	3
Saint Augusaintine Beach, St. Johns	3
Saint Petersburg, Hillsborough	3
West Palm Beach, Broward	3
Village Of Golf, Palm Beach	3
Wildwood, Marion	3
Loxahatchee, Broward	3
Miami, Orange	3
Missing, Jackson	3
Lynbrook, Broward	3
Lake Geneva, Clay	3
Lake City, Duval	3
Lakeland, Hillsborough	3
Immokalee, Lee	3
Hallandale Beach, Unknown	3
Fort Myers, Unknown	3
Bradington, Manatee	3
Blountstown, Liberty	3
Westville, Walton	3
Milligan, Okaloosa	3
Land O Lakes, Hillsborough	3
Lady Lake, Marion	3
Jacksonville , Duval	3
Fisher Island, Unknown	3
Homeless, Hillsborough	3
Bay Harbor Islands, Unknown	3
Ft Pierce, St. Lucie	3



# COVID-19: characteristics of 2,006,118 Florida resident cases

Data through Mar 27, 2021 verified as of Mar 28, 2021 at 09:25 AM

Data in this report are provisional and subject to change.

The table below includes the cities and counties of residence for cases in Florida residents based on the patient's ZIP Code. Note that city is not always received as part of the initial notification and may be missing while the case is being investigated.

City and county	Cases
Chicago, Lee	3
Coraopolis, Citrus	3
Champions Gate, Osceola	3
Bristol, Calhoun	3
Jacksonville, Alachua	3
Sorrento, Orange	3
Stuart, Palm Beach	3
North Fort Myers, Charlotte	3
Crestview, Walton	3
Cross Key, Monroe	3
Cape San Blas, Gulf	3
Apopka, Lake	3
Green Cove Springs, Duval	3
Fernandina Beach, Duval	3
Fpo, Duval	3
Plantation Key, Monroe	3
Samoset, Manatee	3
San Fernando, Unknown	3
Mayport Naval Housing, Duval	3
Monticello, Madison	3
Vernon, Bay	3
Bonnie, Dade	3
Alford, Washington	3
Altamonte Springs, Orange	3
Jonesville, Alachua	3
Julington Creek, St. Johns	3
Jupiter Island, Martin	3
Miramar, Unknown	3
Marco Island, Lee	3
Pembroke Pines, Unknown	3
Ocean Reef Club, Monroe	3
Vero Beach, St. Lucie	3
University Of Central Fl, Seminole	2
Venice, Dade	2
West Palm Beach, Unknown	2
Windermere, Hillsborough	2
Winter Park, Volusia	2
Winter Springs, Orange	2
Okeechobee, Highlands	2
New Port Richey, Hillsborough	2
Orlando, Escambia	2
Pompano Beach, Osceola	2
Port Charlotte, Lee	2
Union, Manatee	2
Swansea, Lee	2
Sand Lake, Orange	2
Port St. Lucie, St. Lucie	2
Longwood, Unknown	2
Long Beach, Orange	2
Marathon Shores, Monroe	2
Mims, Volusia	2
Miami, Martin	2
Gwinn, Charlotte	2
Labelle, Collier	2
Jena, Taylor	2
Lauderhill, Unknown	2
At Large, Broward	2
Boys Ranch, Suwannee	2
Fort Pierce, Brevard	2

# COVID-19: characteristics of 2,006,118 Florida resident cases

Data through Mar 27, 2021 verified as of Mar 28, 2021 at 09:25 AM

Data in this report are provisional and subject to change.

The table below includes the cities and counties of residence for cases in Florida residents based on the patient's ZIP Code. Note that city is not always received as part of the initial notification and may be missing while the case is being investigated.

City and county	Cases
Graceville, Unknown	2
Eatonville, Polk	2
Tampa, Broward	2
Tarpon Springs, Hillsborough	2
Port Canaveral, Brevard	2
Seguin, Unknown	2
Sarasota, Unknown	2
Sunrise, Unknown	2
Oakland Park, Unknown	2
Orlando, St. Lucie	2
Marysville, Dade	2
Callahan, Duval	2
Dade City, Unknown	2
Cibolo, Orange	2
Claysville, Hernando	2
Crescent Beach, Sarasota	2
FI State Univ Student, Leon	2
Defuniak Springs, Okaloosa	2
Defuniak Springs, Unknown	2
Noma, Holmes	2
Ormond Beach, Flagler	2
Panama City, Unknown	2
Pembroke Pines, Dade	2
Summerfield, Unknown	2
Tampa, Hernando	2
Sharpes, Brevard	2
Saint Lucie Village, St. Lucie	2
Sebring, Desoto	2
Vero Beach, Unknown	2
Yeehaw, Okeechobee	2
Wauchula, Desoto	2
Jacksonville Naval Hospital, Duval	2
Hosford, Calhoun	2
Gainesville, Okaloosa	2
Jacksonville, Nassau	2
Longview, Dade	2
Marina Del Rey, Broward	2
Melrose, Clay	2
Mesa, Unknown	2
Aventura, Broward	2
000000, Unknown	2
Dfafs, Okaloosa	2
Fort Lauderdale, Alachua	2
Deerfield Beach, Unknown	2
Doral, Unknown	2
Brooklyn, Broward	2
Carl Fisher, Dade	2
Cross City, Taylor	2
Jupiter, Dade	2
Micanopy, Marion	2
Lakeland, Unknown	2
Red Bay, Holmes	2
Pembroke Lakes, Broward	2
Port Saint Lucie, Palm Beach	2
Saint Marys, Nassau	2
Windermere, Lake	2
Sutton, Pasco	2
Blountstown, Jackson	2
Alligator Point, Franklin	2

# COVID-19: characteristics of 2,006,118 Florida resident cases

Data through Mar 27, 2021 verified as of Mar 28, 2021 at 09:25 AM

Data in this report are provisional and subject to change.

The table below includes the cities and counties of residence for cases in Florida residents based on the patient's ZIP Code. Note that city is not always received as part of the initial notification and may be missing while the case is being investigated.

City and county	Cases
Crawfordville, Leon	2
Coconut Creek, Unknown	2
Daytona Beach, Unknown	2
Eatonville, Lake	2
Hallandale Beach, Dade	2
Lawtey, Union	2
Lutz, Pinellas	2
Los Angeles, Okaloosa	2
Louisville, Manatee	2
West Villages, Sarasota	2
Zellwood, Lake	2
Upper Key Largo, Monroe	2
University Of Central Florida, Brevard	2
Seven Springs, Pasco	2
Phoenix, Lake	2
None, Dade	2
Mount Pleasant, Gadsden	2
Navarre, Okaloosa	2
Clermont, Polk	2
Bronx, Seminole	2
Doctors Inlet, Clay	2
Bonifay, Jackson	2
Bonnie, Sarasota	2
Lecanto, Marion	2
Lake Helen, Orange	2
Maitland, Leon	2
Melrose, Alachua	2
Fort Myers, Collier	2
Fort Pierce, Martin	2
Weston, Dade	2
West Palm Beach, Dade	2
Winter Park, Leon	2
Palm Springs North, Dade	2
Redland, Dade	2
Olustee, Baker	2
Orlando, Charlotte	2
Orlando, Santa Rosa	2
Maitland, Lake	2
Hialeah Lakes, Dade	2
Hialeah, Orange	2
Jan Phyl Village, Polk	2
Moore Haven, Hendry	2
Naples, Broward	2
Cassadaga, Volusia	2
Fort Walton Beach, Walton	2
Duke Field Air Force Station, Okaloosa	2
Dunnellon, Levy	2
Wekiwa Springs, Seminole	2
Yalaha, Lake	2
University Of Central Florida, Palm Beach	2
University Of Central Florida, Pinellas	2
Wimauma, Manatee	2
Provo, Broward	2
Portland, Unknown	2
Sumatra, Liberty	2
University Of Central Florida, Broward	2
Saint Teresa, Wakulla	2
West Point, Lee	2
Orlando, Okaloosa	2

# COVID-19: characteristics of 2,006,118 Florida resident cases

Data through Mar 27, 2021 verified as of Mar 28, 2021 at 09:25 AM

Data in this report are provisional and subject to change.

The table below includes the cities and counties of residence for cases in Florida residents based on the patient's ZIP Code. Note that city is not always received as part of the initial notification and may be missing while the case is being investigated.

City and county	Cases
Maitland, Pasco	2
Madison, Unknown	2
Ocala, Unknown	2
Miamt, Dade	2
Florida Power & Light Co, Dade	2
Amelia City, Nassau	2
Apopka, Unknown	2
Alligator Point, Wakulla	2
Chipley, Jackson	2
Colorado Springs, Unknown	1
Conifer, Lee	1
Daniel Island, Bay	1
Clarksboro, Lee	1
Chipley, Holmes	1
El Paso, Unknown	1
Elbow Lake, Palm Beach	1
Eatonville, Seminole	1
Dunellen, Dade	1
Destin, Unknown	1
Diamond, Highlands	1
Doral, Broward	1
Altamonte, Orange	1
Alva, Collier	1
333, Unknown	1
Allentown, Putnam	1
Apple Creek, Citrus	1
Amelia Village, Nassau	1
Barefoot Beach, Lee	1
Battle Creek, Manatee	1
Avon, Manatee	1
Aventura, Osceola	1
Bryn Mawr, Palm Beach	1
Burkeville, Brevard	1
Camden Wyoming, Duval	1
Celebration, Palm Beach	1
Chattanooga, Dade	1
Bear Grass, Palm Beach	1
Azalea Park, Osceola	1
Boca Raton,, Palm Beach	1
Boston, Dade	1
Brewster, Volusia	1
Fl State Lot, Leon	1
Fairless Hills, Broward	1
Everett, Dade	1
Fort Denaud, Glades	1
Fort Meyers, Lee	1
Fortlauderdale, Unknown	1
Fortwalton Beach, Okaloosa	1
Ft Pierce, Unknown	1
Garland, Orange	1
Hallandate Ben, Unknown	1
Havana, Leon	1
Hickory, Lee	1
Homeless, Dade	1
Homer, Escambia	1
Hilliard, Unknown	1
Jeffersonville, Broward	1
Knoxville, Escambia	1
Lake Mary, Lake	1

# COVID-19: characteristics of 2,006,118 Florida resident cases

Data through Mar 27, 2021 verified as of Mar 28, 2021 at 09:25 AM

Data in this report are provisional and subject to change.

The table below includes the cities and counties of residence for cases in Florida residents based on the patient's ZIP Code. Note that city is not always received as part of the initial notification and may be missing while the case is being investigated.

City and county	Cases
Longwood, Orange	1
Lehigh Cares, Lee	1
Live Oak, Columbia	1
Loganville, Orange	1
Lansdale, Lake	1
Lapeer, Manatee	1
Lauderdale Hill, Unknown	1
Missing, Wakulla	1
Monterey, Broward	1
Mumford, Manatee	1
N/A, Duval	1
Naples, Alachua	1
Ocean City, Broward	1
North Miami, Broward	1
Middleburg, Duval	1
Midland, Osceola	1
Missing, Hamilton	1
Miami, Charlotte	1
Miamii, Dade	1
Miami Garden, Unknown	1
Republic, Monroe	1
Richmond, Palm Beach	1
Ridgewood, Broward	1
Riverview, Manatee	1
Rochester, Broward	1
Roseland, Palm Beach	1
Porter Ranch, Dade	1
Raiford, Bradford	1
Ponte Vedra Beach, Orange	1
Port Orange , Volusia	1
Port Saint Lucie, Indian River	1
Palm City, Unknown	1
Plant City, Unknown	1
Pompano Beach, Alachua	1
Old Town, Gilchrist	1
Oviedo, Leon	1
Opa Locka, Polk	1
Orem, Sarasota	1
Orem, Unknown	1
Wilbur By The Sea, Volusia	1
Willowbrook, Lee	1
Wilmington, Pasco	1
Westerville, Hillsborough	1
Wilton Manors, Dade	1
Winston Salem, Unknown	1
Winter Garden, Hillsborough	1
Woodland Hills, Brevard	1
Youngstown, Calhoun	1
Yulee, Duval	1
San Antonio, Dade	1
San Diego, Unknown	1
Sanford, Palm Beach	1
Russellville, Hillsborough	1
Saint Augustine, Okaloosa	1
Steinhatchee, Alachua	1
Tampa, Escambia	1
Tampa, Manatee	1
Tangerine, Lake	1
University Of Central Florida, Hillsborough	1

# COVID-19: characteristics of 2,006,118 Florida resident cases

Data through Mar 27, 2021 verified as of Mar 28, 2021 at 09:25 AM

Data in this report are provisional and subject to change.

The table below includes the cities and counties of residence for cases in Florida residents based on the patient's ZIP Code. Note that city is not always received as part of the initial notification and may be missing while the case is being investigated.

City and county	Cases
University Of Central Fl, Pasco	1
Village Of Palm Springs, Palm Beach	1
Virginia Beach, Alachua	1
Webster, Pasco	1
Union City, Bradford	1
Sebastian, Lake	1
Sumter Ville, Unknown	1
Tallahassee, Escambia	1
Springhill, Unknown	1
Tampa, Dade	1
Tampa, Lee	1
South Otselic, Dade	1
Southampton, Palm Beach	1
Stockbridge, Leon	1
Sullivans Island, Dade	1
Pound Ridge, Leon	1
Richmond Heights, Dade	1
Ridge Manor, Hernando	1
Riverview, Pinellas	1
Rochester, Lee	1
Rosemary Beach, Bay	1
Saint Cloud, Orange	1
Sevierville, Dade	1
Saint Petersburg, Dade	1
San Juan, Osceola	1
San Pedro Sula, Dade	1
Sandy, Duval	1
Opa Locka, Unknown	1
Orem, Nassau	1
Orlando, Highlands	1
Northville, Broward	1
Ocala, Indian River	1
Ocoee, Broward	1
Olando, Orange	1
Ocoee, Polk	1
Ponce, Orange	1
Port Charlotte Fl, Unknown	1
Plant City, Hendry	1
Plant City, Pinellas	1
Plantation, Unknown	1
Windermere, Polk	1
Winter Park, Lake	1
Wayne, Dade	1
W Yarmouth, Sarasota	1
Tinley Park, Lee	1
University Of Central Fl, Dade	1
Telluride, Lee	1
West Simsbury, Collier	1
Export, Palm Beach	1
Fdsf, Unknown	1
Felda, Palm Beach	1
Flagler Beach, Volusia	1
Flora, Lee	1
Downers Grove, St. Lucie	1
Delrey Beach, Palm Beach	1
Fort Myers, Lake	1
Fresno, Pasco	1
Fruitland Park, Sumter	1
Fwb, Unknown	1

# COVID-19: characteristics of 2,006,118 Florida resident cases

Data through Mar 27, 2021 verified as of Mar 28, 2021 at 09:25 AM

Data in this report are provisional and subject to change.

The table below includes the cities and counties of residence for cases in Florida residents based on the patient's ZIP Code. Note that city is not always received as part of the initial notification and may be missing while the case is being investigated.

City and county	Cases
Gainesville, Marion	1
Gastonia, Polk	1
Clearwater, Highlands	1
Clermont, Unknown	1
Columbia, Orange	1
Coral Gables, Unknown	1
Coral Springs, Unknown	1
Cornelius, Leon	1
Crestview, Dade	1
Dade City, Polk	1
Dania, Unknown	1
Darien, Pasco	1
Arcadia, Charlotte	1
Aspen, Palm Beach	1
Atlanta, Broward	1
Aurburndale, Polk	1
Aventura, Unknown	1
Azalea Park, Sarasota	1
Bartow, Unknown	1
Biscayne Park, Broward	1
Boca Roton, Unknown	1
Alpharetta, Alachua	1
Apalachicola, Leon	1
Brooksville, Columbia	1
Bryn Mawr, Collier	1
Canfield, Duval	1
Naugatuck, Lee	1
New Vernon, Sarasota	1
New York, Broward	1
Newport Beach, Palm Beach	1
North Adams, Manatee	1
North Little Rock, Palm Beach	1
Myakka, Duval	1
Maitland, Unknown	1
Matlacha Island, Lee	1
Melbourne, Orange	1
Miami Beach, Palm Beach	1
Miami Granders, Dade	1
Missing, Baker	1
Middleburg, Unknown	1
Milford, Palm Beach	1
Milford, Polk	1
Minneapolis, Broward	1
Johns Island, Wakulla	1
Killarney, Orange	1
Knoxville, Duval	1
Havanna, Gadsden	1
Jacksonville, Palm Beach	1
Hilliard, Dade	1
Hollywood, Leon	1
Holt, Unknown	1
Homestead, Monroe	1
Humble, Broward	1
Green, Clay	1
Greensburg, Orange	1
Greenville, Monroe	1
Gulf Shores, Escambia	1
Los Angeles, Polk	1
Lakeland, Pasco	1

# COVID-19: characteristics of 2,006,118 Florida resident cases

Data through Mar 27, 2021 verified as of Mar 28, 2021 at 09:25 AM

Data in this report are provisional and subject to change.

The table below includes the cities and counties of residence for cases in Florida residents based on the patient's ZIP Code. Note that city is not always received as part of the initial notification and may be missing while the case is being investigated.

City and county	Cases
Lakewood, Unknown	1
Lake City, Volusia	1
Palm Coast, Duval	1
Orlando, Union	1
Oviedo, Seminole	1
Oxford, Palm Beach	1
Opalocka, Dade	1
Oakland, Leon	1
Ocala, Alachua	1
Okeechobee, St. Lucie	1
Miami, Collier	1
Miami, St. Lucie	1
Marshall, Palm Beach	1
New Richmond, Volusia	1
North Canton, Palm Beach	1
Rio Dell, Volusia	1
Rochelle, Volusia	1
Saint Cloud, Lee	1
Saint Johns, Orange	1
San Antonio, Sarasota	1
San Antonio, Unknown	1
Sanford, Volusia	1
Panama City, Walton	1
Perry, Leon	1
Perth Amboy, Monroe	1
Port Orange, Unknown	1
Port Saint Lucie, Orange	1
Princeton, Alachua	1
Provincetown, Collier	1
Tampa, Volusia	1
Spring Park, Alachua	1
Steinhatchee, Madison	1
South Burlington, Orange	1
Shannon, Collier	1
Soddy Daisy, Broward	1
Soldotna, Broward	1
Winter Park, Osceola	1
Wood River, Polk	1
Worcester, Palm Beach	1
Wheaton, Lee	1
Winter Park, Alachua	1
Wilmington, Broward	1
Wesley Chapel, Alachua	1
Virginia Beach, Hernando	1
Waco, Broward	1
Washington, Broward	1
Tangerine, Seminole	1
Tewksbury, Orange	1
Umatilla, Alachua	1
University Of Central Florida, Monroe	1
Toms River, Dade	1
Floral, Escambia	1
Grassy Key, Monroe	1
Gainesville, Baker	1
Gilmer, Dade	1
Jacksonville, Manatee	1
Haverford, Hillsborough	1
Herrin, Orange	1
Jamaica, Broward	1



# COVID-19: characteristics of 2,006,118 Florida resident cases

Data through Mar 27, 2021 verified as of Mar 28, 2021 at 09:25 AM

Data in this report are provisional and subject to change.

The table below includes the cities and counties of residence for cases in Florida residents based on the patient's ZIP Code. Note that city is not always received as part of the initial notification and may be missing while the case is being investigated.

City and county	Cases
Jersey City, Polk	1
Jupiter, Unknown	1
Kingsland, Duval	1
Kissimmee, Brevard	1
Miamf, Dade	1
Miami G, Dade	1
Marianna, Calhoun	1
Los Angeles, Palm Beach	1
Lyndhurst, Broward	1
Magnolia Square, Osceola	1
Maitland, Alachua	1
Lake In The Hills, Columbia	1
Lake Placid, Alachua	1
Lake Worth Beach, Broward	1
Lemoyne, Manatee	1
Lawrence Township, Palm Beach	1
Land Of Lakes, Pasco	1
Lander, Citrus	1
Las Vegas, Orange	1
Bryant, Alachua	1
Bronx, Broward	1
Buffalo, Palm Beach	1
Carol Stream, Orange	1
Castleberry, Escambia	1
Charlotte, Pasco	1
Apo, Pasco	1
Apopka, Flagler	1
99, Unknown	1
Alanson, Bay	1
Aollywoss, Dade	1
Boca Raton, Unknown	1
Bohealia, Lee	1
Blowing Rock, Polk	1
Belleair, Hillsborough	1
Dorchester, Orange	1
Deland, Polk	1
Dallas, Lee	1
De Leon Springs, Putnam	1
Dearborn, Lee	1
Esterro, Collier	1
Fanning Springs, Levy	1
Fargo, Unknown	1
Felton, Manatee	1
Clear Brook, Lee	1
Crestview, Holmes	1
Cumberland, Palm Beach	1
Dade City, Hillsborough	1
College Station, Lake	1
Columbus, Brevard	1
Cookeville, Seminole	1
New Orleans, Palm Beach	1
Newark, Broward	1
Newburgh, Bay	1
Navarre, Dade	1
Middlesburg, Duval	1
North Pole, Seminole	1
North Port, Lee	1
Ocoee, Osceola	1
Okeechobee, Broward	1

# COVID-19: characteristics of 2,006,118 Florida resident cases

Data through Mar 27, 2021 verified as of Mar 28, 2021 at 09:25 AM

Data in this report are provisional and subject to change.

The table below includes the cities and counties of residence for cases in Florida residents based on the patient's ZIP Code. Note that city is not always received as part of the initial notification and may be missing while the case is being investigated.

City and county	Cases
Old Town, Alachua	1
Omaha, Palm Beach	1
Ona, Manatee	1
Oooooo, Unknown	1
Opa Locka, Broward	1
Orange Park , Duval	1
Orlando, Columbia	1
Orlando, Indian River	1
Orem, Broward	1
Rye, Duval	1
Saint Petersburg, St. Lucie	1
Sandford, Seminole	1
Potomac, Palm Beach	1
Rex, Duval	1
Parker, Dade	1
Parker, Leon	1
Peoria, Unknown	1
Port Everglades, Broward	1
Plantation, Orange	1
Pompano Beach, Martin	1
Palm Coast, Polk	1
Pacifica, Dade	1
Ormond Beach, Unknown	1
Oviedo, Brevard	1
Orlando, Sarasota	1
Sodus, Charlotte	1
Spring Hill , Hernando	1
Spring Hill, Dade	1
Starke, Clay	1
Stone Mountain, Palm Beach	1
Shelton, Manatee	1
Saint Cloud, Unknown	1
Saint Johns, Unknown	1
Sarasota, Flagler	1
Saxis, Lee	1
Schenectady, Polk	1
Sebring, Lee	1
Tulsa, Orange	1
Venice, Unknown	1
Vernon, Unknown	1
Sun City Center, Hardee	1
Tiffin, Highlands	1
Tallahassee, Duval	1
Tallahassee, Unknown	1
Tampa, Palm Beach	1
Tavares, Marion	1
Zolfo Springs, Polk	1
Westbrook, Dade	1
Wichita, Volusia	1
Washington, Unknown	1
Wells, Polk	1
Winder Garden, Orange	1
Windermere, Leon	1
Windermere, Osceola	1
Windermere, Seminole	1
Winter Garden, Broward	1
Winter Garden, Pinellas	1
Winter Park, Broward	1
Winter Park, Indian River	1

# COVID-19: characteristics of 2,006,118 Florida resident cases

Data through Mar 27, 2021 verified as of Mar 28, 2021 at 09:25 AM

Data in this report are provisional and subject to change.

The table below includes the cities and counties of residence for cases in Florida residents based on the patient's ZIP Code. Note that city is not always received as part of the initial notification and may be missing while the case is being investigated.

City and county	Cases
Los Angeles Ca, Unknown	1
Los Angeles, Hardee	1
Littleton, Dade	1
Margate, Dade	1
Marshall, Dade	1
Mary Esther, Unknown	1
Medford, Palm Beach	1
Macdill Air Force Base, Hillsborough	1
Miami Beach, Broward	1
Miami Lakes, Unknown	1
Miami, Hillsborough	1
Miami, Manatee	1
Leesburg, Marion	1
Lehigh Acres, Dade	1
Lewisburg, Pasco	1
Largo, Unknown	1
Lake City, Hamilton	1
La Grange, Dade	1
Harrison, Pinellas	1
Holly Ridge, Orange	1
Homeless, Polk	1
Homosassa, Hernando	1
Jerusalem, St. Johns	1
East Hampton, Palm Beach	1
Cypress, Leon	1
Davenport, Orange	1
Deland, St. Lucie	1
Deltona, Orange	1
Fort Myers-, Lee	1
Fort Pierce, Unknown	1
Fort Myers, Manatee	1
Foley, Escambia	1
Gainesville, Duval	1
Granada Hills, Broward	1
Guilford, Dade	1
Hilandale, Unknown	1
Conway, Leon	1
Coventry, Broward	1
Clermont, Volusia	1
Clewiston, Glades	1
Bridgeport, Dade	1
Bronx, Palm Beach	1
Cartersville, Unknown	1
Altoona, Marion	1
Anaheim, Unknown	1
Argyle, Walton	1
Athens, Duval	1
Bogota, Orange	1
Bradenton, Dade	1
Bradenton, Osceola	1
Syracuse, Polk	1
Tallahassee, Dade	1
Tamarac, Dade	1
Tampa, Unknown	1
Tavares, Orange	1
Tequesta, Martin	1
Topsham, Manatee	1
Town Of Nocatee, St. Johns	1
Troy, Manatee	1

# COVID-19: characteristics of 2,006,118 Florida resident cases

Data through Mar 27, 2021 verified as of Mar 28, 2021 at 09:25 AM

Data in this report are provisional and subject to change.

The table below includes the cities and counties of residence for cases in Florida residents based on the patient's ZIP Code. Note that city is not always received as part of the initial notification and may be missing while the case is being investigated.

City and county	Cases
Unkn, Duval	1
Waipahu, Santa Rosa	1
Ward, Polk	1
Wellborn, Columbia	1
Sunbright, Palm Beach	1
Winter Garden, Duval	1
Woodbine, Nassau	1
West Apim Beach, Palm Beach	1
West Yarmouth, St. Lucie	1
Venetian Islands, Dade	1
Yulee, St. Johns	1
Zephyrhills, Hillsborough	1
Prattville, Hillsborough	1
Prestonsburg, Bay	1
Quincy, Jackson	1
Rapid City, Broward	1
Russellville, Bay	1
Sagamore Beach, Charlotte	1
Saint Augustine, Broward	1
Saint Cloud, Palm Beach	1
Petersburg, Manatee	1
Piasa, Putnam	1
Rileyville, Flagler	1
Saint Joseph, Volusia	1
San Antonio, Orange	1
Sanford, Unknown	1
Seminole, Leon	1
Suitland, Volusia	1
Shalimar, Unknown	1
Shirley, Flagler	1
Oldsmar, Hillsborough	1
Olean, Alachua	1
North Palm Beach, Orange	1
Northport, Sarasota	1
Oakland, Lee	1
Missing, Levy	1
Myakka City, Sarasota	1
New Middletown, Hillsborough	1
New Port Richey, Pinellas	1
New Port Richey, Unknown	1
Newberry, Marion	1
Newtown, Lake	1
Orlo Vista, Orange	1
Other, Dade	1
Palm Beach Gardens, Unknown	1
Palmetto Bay, Palm Beach	1
Palmetto, Pasco	1
Parma, Manatee	1
Pass-A-Grille Beach, Pinellas	1
Matawan, Palm Beach	1
Mckinney, Broward	1
Miamc, Dade	1
Milford, Lee	1
Missing, Okeechobee	1
Monroe Township, Palm Beach	1
Monroe, Lee	1
Moore Haven, Okeechobee	1
Morrisville, Unknown	1
Lake Butler, Alachua	1

# COVID-19: characteristics of 2,006,118 Florida resident cases

Data through Mar 27, 2021 verified as of Mar 28, 2021 at 09:25 AM

Data in this report are provisional and subject to change.

The table below includes the cities and counties of residence for cases in Florida residents based on the patient's ZIP Code. Note that city is not always received as part of the initial notification and may be missing while the case is being investigated.

City and county	Cases
Kingsland, Nassau	1
Knoxville, Bay	1
Ldhl, Broward	1
Las Vegas, Palm Beach	1
Longwood, Volusia	1
Lincoln, St. Lucie	1
Little Neck, Lee	1
Jupiter, St. Lucie	1
Kenilworth, Leon	1
Key West, Duval	1
Keys West, Unknown	1
Jacksonville, Orange	1
Jefferson, Dade	1
Jonesboro, Leon	1
Intrcsion Cty, Osceola	1
Inverness, Marion	1
Inwood, Broward	1
Irvine, Marion	1
Istachatta, Hernando	1
Homeless, Monroe	1
Homeless, Pinellas	1
Howell, Dade	1
Hudson, Hernando	1
Hoclywsod, Dade	1
Holiday, Pinellas	1
Hernando, Marion	1
Hialeah, Collier	1
Indian Rocks Beach, Duval	1
Indiantown, Palm Beach	1
Inglewood, Sarasota	1
Dallas, Hernando	1
Dearborn, Broward	1
Deer Park, Dade	1
Carmel, Orange	1
Cedar Springs, Hernando	1
Caracas, Dade	1
Coconut Ck, Unknown	1
Chicago, Unknown	1
Brooklyn, Dade	1
Brooklyn, Lee	1
Bonnie, Broward	1
Boston, Broward	1
Bel Air, Collier	1
Apopka, Clay	1
Asheville, Highlands	1
Astoria, Broward	1
Atmore, Escambia	1
Bartow, Hardee	1
O, Manatee	1
Acworth, Okaloosa	1
Alachua, Duval	1
Alpharetta, Broward	1
Downingtown, Broward	1
Downingtown, Hillsborough	1
Dpo, Santa Rosa	1
Dunedin, Unknown	1
Deerfield, Dade	1
Deland, Seminole	1
Dayton, Lake	1

# COVID-19: characteristics of 2,006,118 Florida resident cases

Data through Mar 27, 2021 verified as of Mar 28, 2021 at 09:25 AM

Data in this report are provisional and subject to change.

The table below includes the cities and counties of residence for cases in Florida residents based on the patient's ZIP Code. Note that city is not always received as part of the initial notification and may be missing while the case is being investigated.

City and county	Cases
Daytona Beach, Pinellas	1
Erie, Monroe	1
East Palatka, Hillsborough	1
Eastpoint, Leon	1
Deltona, Seminole	1
Fort Lauderdale, Leon	1
Fort Myers, Sarasota	1
Fort Pierce, Palm Beach	1
Fort White, Clay	1
Garden City, Alachua	1
Gaylord, Orange	1
Gotcha, Orange	1
Greensburg, Palm Beach	1
Haines City, Osceola	1
Hallandale, Unknown	1
Helen, Bay	1
Crossings, Unknown	1
Davenport, Lake	1
Davie, Unknown	1
Dayton, Orange	1
Dearborn Heights, Hillsborough	1
Edgewood, Broward	1
Elkton, Putnam	1
Chesterfield, Broward	1
Carteret, Polk	1
Cincinnati, Dade	1
Connellsville, Highlands	1
Armstrong, St. Johns	1
Atl, Brevard	1
Alva, Escambia	1
Andalusia, Escambia	1
Arcadia, Highlands	1
Baker, Santa Rosa	1
Belleville, Palm Beach	1
Belmont, Santa Rosa	1
Blountstown, Broward	1
Bronson, Alachua	1
Brooker, Alachua	1
Bradenton, Clay	1
Brandon, Pinellas	1
Bonita, Lee	1
Bocaraten, Palm Beach	1
Middletown, Osceola	1
Missing, Gilchrist	1
Monroe, Hillsborough	1
Nantucket, Palm Beach	1
New Vernon, Palm Beach	1
Mayaguez, Dade	1
Macclenny, Duval	1
Mantua, Broward	1
Longwood, Broward	1
Lucedale, St. Lucie	1
Kure Beach, Monroe	1
Lakeland, Palm Beach	1
Gainesville, Unknown	1
Gibson, Unknown	1
Fort Myers, Broward	1
Floral, Okaloosa	1
Forestville, Volusia	1

# COVID-19: characteristics of 2,006,118 Florida resident cases

Data through Mar 27, 2021 verified as of Mar 28, 2021 at 09:25 AM

Data in this report are provisional and subject to change.

The table below includes the cities and counties of residence for cases in Florida residents based on the patient's ZIP Code. Note that city is not always received as part of the initial notification and may be missing while the case is being investigated.

City and county	Cases
Greenbrier, Bay	1
Groveland, Orange	1
Hialeahgardens, Dade	1
Hiram, Leon	1
Hudson, Pinellas	1
Hoosick Falls, Broward	1
Indian Rock Beach, Palm Beach	1
Interlachen, Duval	1
Kechi, Orange	1
Westlake Village, Unknown	1
White Plains, Broward	1
Whites Creek, Leon	1
Windermere, Volusia	1
Wtixrat, Dade	1
Watersound, Bay	1
Unk, Duval	1
Ventura, Orange	1
University Of Central Florida, Lee	1
Trenton, Dixie	1
Unknown, Unknown	1
Toms River, Lee	1
Tourist, Dade	1
Seffenner, Hillsborough	1
Seminole, Lee	1
Saint Petersburg, Charlotte	1
Puerto Rico, Unknown	1
Punta Gorda, Unknown	1
Randolph, Orange	1
Rivera Beach, Palm Beach	1
Saint Augustine, Flagler	1
Sunrtise, Dade	1
Tallahassee, Madison	1
Stratford, Broward	1
Pembroke Pines, Orange	1
Pensacola, Sumter	1
Paducah, Manatee	1
Palm Coast, Unknown	1
Perth Amboy, Hillsborough	1
Port Orange, Brevard	1
Powell, Lee	1
Newberry, Levy	1
North Laud, Unknown	1
Ocala, Citrus	1
Ocoee, Unknown	1
Odessa, Dade	1
Oldsra, Manatee	1
Orlando, Jackson	1
Orlando, Lee	1
Dona Vista, Lake	1
East Setauket, Palm Beach	1
El Dorado, Palm Beach	1
Fleming Island, Duval	1
Fellsmere, Brevard	1
Crestview, Broward	1
Clearwater, Leon	1
Charlotte, Alachua	1
Dalecity, Okaloosa	1
Daytona Beach, Orange	1
Deerfield Beach, Polk	1

# COVID-19: characteristics of 2,006,118 Florida resident cases

Data through Mar 27, 2021 verified as of Mar 28, 2021 at 09:25 AM

Data in this report are provisional and subject to change.

The table below includes the cities and counties of residence for cases in Florida residents based on the patient's ZIP Code. Note that city is not always received as part of the initial notification and may be missing while the case is being investigated.

City and county	Cases
Crystal River, Marion	1
Crystal River, Unknown	1
Canton, Duval	1
Cantonment, Santa Rosa	1
Cape Coral, Unknown	1
Brunswick, Polk	1
Bryceville, Duval	1
Bradenton, Lee	1
Boca Raton, Dade	1
Boca Raton, Madison	1
Bogota, Unknown	1
Bal Harbour, Broward	1
Atlanta, Walton	1
Attalla, Broward	1
Auburn, Palm Beach	1
Autaville, Broward	1
Apopka, Volusia	1
Alachua, Suwannee	1
Alafaya, Broward	1
Alafaya, Pinellas	1
Merrick, Palm Beach	1
Metter, Manatee	1
Lake Clarke Shores, Palm Beach	1
Lake Forest, Collier	1
Miami, Osceola	1
Miamiardens, Unknown	1
Miamksaohes, Dade	1
Jacksonville, Baker	1
Jacksonville, Marion	1
Irmo, Unknown	1
Key West, Palm Beach	1
Kilgore, Dade	1
Jupiter Inlet, Palm Beach	1
Jzx, Unknown	1
Land O Lakes, Unknown	1
Lawton, Okaloosa	1
Levittown, Palm Beach	1
Lima, Manatee	1
Lima, Volusia	1
Maccleddy, Dixie	1
Madison, Jefferson	1
Maitland, Collier	1
Florida City, Unknown	1
Fort Lauderdale, Collier	1
Fort Myers, Alachua	1
Gainesville, Levy	1
Glen Cove, Unknown	1
Glen Saint Mary, Duval	1
Golden Oak, Hillsborough	1
Golf, Palm Beach	1
Greensboro, Leon	1
Immokalee, Walton	1
Orlando, Walton	1
Oviedo, Lake	1
Orlando, St. Johns	1
Ocala, Duval	1
Plantation, Leon	1
Pensacola, Dade	1
Panoma City, Bay	1



# COVID-19: characteristics of 2,006,118 Florida resident cases

Data through Mar 27, 2021 verified as of Mar 28, 2021 at 09:25 AM

Data in this report are provisional and subject to change.

The table below includes the cities and counties of residence for cases in Florida residents based on the patient's ZIP Code. Note that city is not always received as part of the initial notification and may be missing while the case is being investigated.

City and county	Cases
Parrish, Sarasota	1
San Marcos, Unknown	1
Pooler, Broward	1
Rye, Palm Beach	1
Ridgewood, Lee	1
Roayl Palm Beach, Palm Beach	1
Roseville, Broward	1
Port St. Lucie, Unknown	1
Punta Gorda, Sarasota	1
Putnam, Putnam	1
Monument, Broward	1
Mokena, Lee	1
Miami Dade, Unknown	1
Nashville, Palm Beach	1
Myrtle Beach, Broward	1
Morrisville, Palm Beach	1
Okeechobi, Unknown	1
Orem, Dade	1
Orlando, Citrus	1
Orlando, Collier	1
Orlando, Hernando	1
North Brunswick, St. Lucie	1
North Grafton, Dade	1
North Lauderdale, Unknown	1
North Miami Beach, Broward	1
North Porte, Unknown	1
Notrealville, Polk	1
Surprise, Unknown	1
Syracuse, Unknown	1
St Cloud, Orange	1
St Helena Is, Dade	1
South Miami, Broward	1
Saint Petersburg, Bay	1
Twentynine Palms, Broward	1
Vernon, Walton	1
Venezuela, Unknown	1
Waukesha, Volusia	1
West Miami, Unknown	1
Whippany, Volusia	1
Wilmington, Charlotte	1
Windermere, Alachua	1
Winfield, Hillsborough	1
Winter Garden, Unknown	1
Winter Park, Brevard	1
Winter Park, Unknown	1
Xifamk, Dade	1
Denton, Broward	1
Destin, Bay	1
Clearwater, Hillsborough	1
Coal City, Pasco	1
Crescent City, Marion	1
Crestview, Unknown	1
Commerce Township, Manatee	1
Coral Gables , Dade	1
Crawfordville, Alachua	1
Fort Lauderdale, Lee	1
Eureka, Flagler	1
Evansville, Citrus	1
Fort Worth, Broward	1

# COVID-19: characteristics of 2,006,118 Florida resident cases

Data through Mar 27, 2021 verified as of Mar 28, 2021 at 09:25 AM

Data in this report are provisional and subject to change.

The table below includes the cities and counties of residence for cases in Florida residents based on the patient's ZIP Code. Note that city is not always received as part of the initial notification and may be missing while the case is being investigated.

City and county	Cases
Franklin, Orange	1
Frostproof, Highlands	1
Gainesville, Palm Beach	1
Gainesville, Santa Rosa	1
Brewster, Palm Beach	1
Brownsville, Escambia	1
Bonnie, St. Johns	1
Belleair Bluffs, Unknown	1
Celebration, Orange	1
Chicago, Broward	1
Choctaw Beach, Unknown	1
Austin, Dade	1
Apo, Collier	1
Big Torch Key, Monroe	1
Black, Holmes	1
Boca Raton, Lee	1
Bonifay, Unknown	1
8852 Teacher Ln, Pasco	1
Addison, Pasco	1
Apopka, Citrus	1
Apopka, Hillsborough	1
Arabi, Orange	1
Litchfield Park, Monroe	1
Littleton, St. Johns	1
Lake Worth, Unknown	1
Lake In The Hills, Broward	1
Gwynn Oak, Polk	1
Jupiter, Pinellas	1
Kansas City, Palm Beach	1
Indianapolis, Lee	1
Milford, Bay	1
Milford, Unknown	1
New Canaan, Dade	1
Na, Dade	1
Missing, Franklin	1
Mossy Head, Walton	1
Mattoon, Lee	1
Melbourne, Volusia	1
Los Angeles, Orange	1
Maitland, Palm Beach	1
Marianna, Leon	1
Marianna, Washington	1
Mary Esther, Hillsborough	1
Saint Charles, Orange	1
Roswell, Bay	1
Ruskin, Dade	1
Ruskin, Manatee	1
Scottsdale, Brevard	1
Scottsdale, Palm Beach	1
Saint Petersburg, Duval	1
Saint Petersburg, Manatee	1
Tampa, Duval	1
Tavares, Unknown	1
Temple, Palm Beach	1
St Peterburg, Orange	1
Stiamk, Dade	1
Summerdale, Escambia	1
Surfside Beach, Orange	1
Sun City Center, Lee	1

# COVID-19: characteristics of 2,006,118 Florida resident cases

Data through Mar 27, 2021 verified as of Mar 28, 2021 at 09:25 AM

Data in this report are provisional and subject to change.

The table below includes the cities and counties of residence for cases in Florida residents based on the patient's ZIP Code. Note that city is not always received as part of the initial notification and may be missing while the case is being investigated.

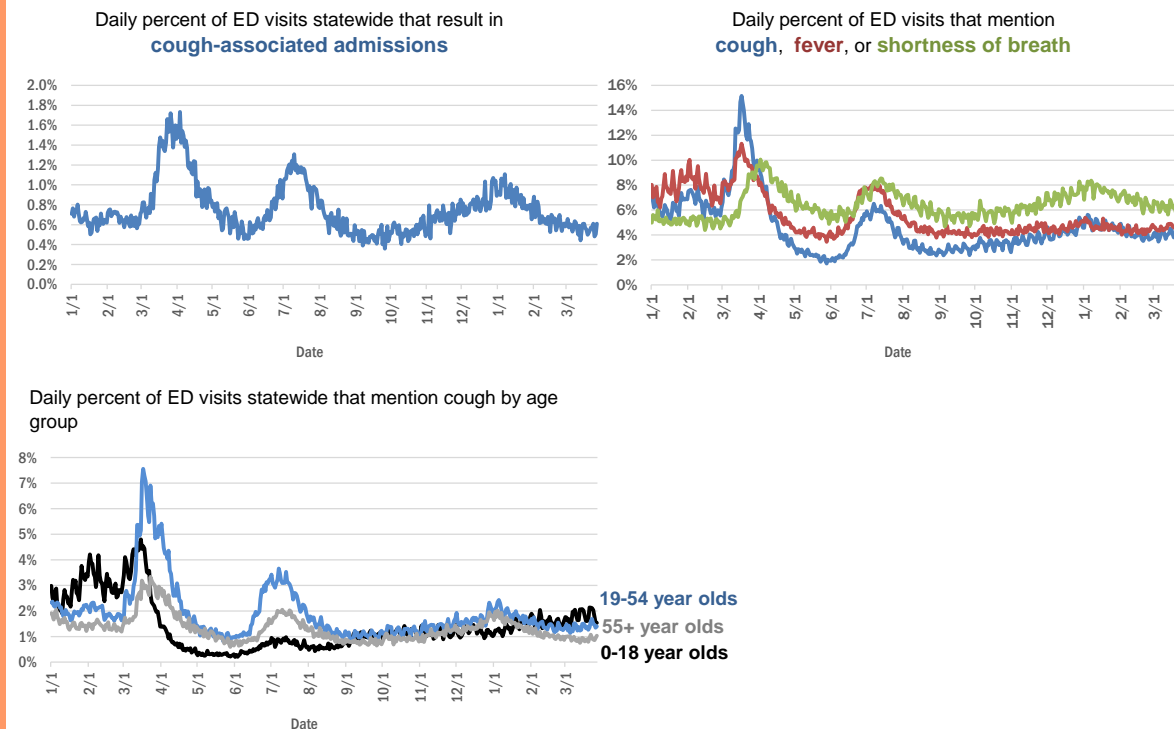
City and county	Cases
Port Saint Lucie, Marion	1
Port St Luice, Unknown	1
Plymouth, Pasco	1
Pensacola Naval Hospital, Escambia	1
Pass-A-Grille, Pinellas	1
Oviedo, Orange	1
Pace, Escambia	1
Painted Post, Pasco	1
Palatka, Marion	1
Newaygo, Charlotte	1
North Port, Charlotte	1
Okeechobee, Unknown	1
Winter Springs, Polk	1
Youngstown, Washington	1
Winnetka, Dade	1
Winter Garden, Osceola	1
Winter Haven, Osceola	1
Winter Park, Duval	1
Winter Park, Palm Beach	1
Weston, Unknown	1
Wildwood, Lee	1
Willington, Lee	1
Wabasha, Clay	1
West Hollywood, Broward	1
Wakefield, Broward	1
Waverly, Duval	1
Unknown, Duval	1
Upland, Manatee	1
Valrico, Polk	1
<b>Total</b>	<b>2,006,118</b>

# COVID-19: additional surveillance information

Data through Mar 27, 2021 verified as of Mar 28, 2021 at 09:25 AM

Data in this report are provisional and subject to change.

## Statewide emergency department (ED) chief complaint and admission data



The Electronic Surveillance System for the Early Notification of Community-Based Epidemics (ESSENCE-FL) includes chief complaint data from 211 of 211 Florida EDs. Data are transmitted electronically to ESSENCE-FL daily or hourly.

# COVID-19: testing by laboratory

Data through Mar 27, 2021 verified as of Mar 28, 2021 at 09:25 AM

Data in this report are provisional and subject to change.

The numbers in the table below represent the number of Florida and non-Florida residents for whom test results were received by the Department of Health. A person can be tested by more than one laboratory and can have both positive and negative results. **Therefore, the sum of the numbers in each column will be larger than the total number of people tested.**

Reporting lab	Inconclusive	Negative	Positive	Percent positive	Total
CURATIVE LABS	15,040	1,620,343	247,427	13%	1,882,810
LABORATORY CORPORATION OF AMERICA	2,570	1,631,086	221,785	12%	1,855,441
QUEST DIAGNOSTICS	11,914	1,379,094	202,567	13%	1,593,575
BIO REFERENCE LABORATORIES, INC	7,567	943,391	181,272	16%	1,132,230
HELIX	9,138	665,924	116,005	15%	791,067
REALTOX LABS LLC	6,575	602,379	98,940	14%	707,894
NOMI_HEALTH	3,008	472,822	64,988	12%	540,818
RCA LABORATORY SERVICES, LLC/GENETWORX		427,568	46,417	10%	473,985
GENETWORX	661	390,596	32,980	8%	424,237
CDR MAGUIRE - HEALTH CARE CENTER		338,623	51,554	13%	390,177
PALM BEACH BALLPARK		261,848	27,052	9%	288,900
PWNHEALTH	1,702	234,483	31,151	12%	267,336
IMPACT HEALTH BIOMETRIC TESTING, INC	1,042	223,618	26,582	11%	251,242
EAST FLORIDA STATE COLLEGE - BREVARD		212,886	26,986	11%	239,872
BPHL-JACKSONVILLE	18	190,544	32,848	15%	223,410
NOMI HEALTH LAB SERVICES		172,673	19,935	10%	192,608
ADVENTHEALTH LAB	99	169,440	21,715	11%	191,254
FULGENT DIAGNOSTICS LABORATORY	3,506	160,798	18,087	10%	182,391
MAKO GENOMICS	7,889	141,612	25,885	15%	175,386
BPHL-MIAMI	225	149,274	24,928	14%	174,427
CB SMITH PARK		150,114	18,792	11%	168,906
MAYO CLINIC LABORATORIES	337	140,084	17,551	11%	157,972
ELABNETWORK	1,059	138,639	11,863	8%	151,561
BAYCARE LABORATORIES LLC	607	136,666	11,739	8%	149,012
MEMORIAL REGIONAL HOSPITAL SOUTH	28	117,767	23,914	17%	141,709
ASCENSION SACRED HEART HOSPITAL - PENSACOLA	2	116,557	17,969	13%	134,528
ORLANDO HEALTH SYSTEM	683	121,236	12,368	9%	134,287
NORTHWEST LABORATORY	247	121,087	6,476	5%	127,810
AEGIS SCIENCES CORPORATION	1,062	107,724	17,693	14%	126,479
BIOCOLLECTIONS WORLDWIDE, INC	739	112,114	13,589	11%	126,442
ADVENT HEALTH LAB	112	101,258	13,955	12%	115,325
MEDICAL DIAGNOSTIC LABORATORIES	976	98,596	14,220	12%	113,792
AKESOGEN		94,919	18,309	16%	113,228
TESTING MATTERS INC	822	94,450	16,739	15%	112,011
BPHL-TAMPA (SPECTRUM BLVD)	45	91,528	16,860	16%	108,433
UF HEALTH MEDICAL LAB	33	98,634	9,279	9%	107,946
TAMPA GENERAL HOSPITAL	4	94,404	9,015	9%	103,423
DIATHERIX LABORATORIES (VRL EUROFINs)	1	85,728	12,687	13%	98,416
KORVALABS, INC	1,285	91,612	4,708	5%	97,605
BAPTIST HEALTH SOUTH FLORIDA	367	80,416	12,207	13%	92,990
SUNPATH MEDICAL DIAGNOSTICS LABORATORY	830	78,601	12,107	13%	91,538
ASCENSION ST VINCENT'S - RIVERSIDE	1	72,745	10,172	12%	82,918
SOUTH MIAMI HOSPITAL LAB	447	66,939	9,524	12%	76,910
LAKELAND REGIONAL MEDICAL CENTER	129	67,677	8,813	12%	76,619
JACKSON MEMORIAL HOSPITAL CLINICAL LAB	79	64,731	11,642	15%	76,452
UF HEALTH SHANDS HOSPITAL	496	62,670	4,558	7%	67,724

# COVID-19: testing by laboratory

Data through Mar 27, 2021 verified as of Mar 28, 2021 at 09:25 AM

Data in this report are provisional and subject to change.

The numbers in the table below represent the number of Florida and non-Florida residents for whom test results were received by the Department of Health. A person can be tested by more than one laboratory and can have both positive and negative results. **Therefore, the sum of the numbers in each column will be larger than the total number of people tested.**

Reporting lab	Inconclusive	Negative	Positive	Percent positive	Total
INGENIOUS PERSONALIZED MEDICINE	213	55,453	11,211	17%	66,877
AMERICAN HEALTH ASSOCIATES	9	61,229	5,222	8%	66,460
AIT LABORATORIES		53,583	6,554	11%	60,137
APPLIED INGENUITY DIAGNOSTICS LLC		55,354	2,554	4%	57,908
BAPTIST HEALTH - JACKSONVILLE	4	50,567	4,006	7%	54,577
GENESIS REFERENCE LABORATORIES		47,833	5,212	10%	53,045
ARUP LABORATORIES	16	50,092	2,925	6%	53,033
MINUTECLINIC LLC		45,250	7,698	15%	52,948
TALLAHASSEE MEMORIAL HOSPITAL	240	44,949	5,525	11%	50,714
SARASOTA MEMORIAL HOSPITAL MAIN LAB	12	44,684	3,820	8%	48,516
ADVENTIST HEALTH SYSTEMS SUNBELT INC DBA		43,117	5,240	11%	48,357
BROWARD GENERAL MEDICAL CENTER-CLINICAL LAB	2	42,289	4,614	10%	46,905
NICKLAUS CHILDREN'S HOSPITAL	71	40,405	5,293	12%	45,769
VIRACOR EUROFINs		35,829	9,843	22%	45,672
FLORIDA HOSPITAL - TAMPA	37	41,611	3,386	8%	45,034
MILLENNIUM PHYSICIAN GROUP	17	35,662	6,907	16%	42,586
DWIC OF TAMPA BAY INC		37,033	4,669	11%	41,702
UNIVERSITY OF MIAMI HOSPITAL	141	36,944	3,741	9%	40,826
LEE HEALTH - CAPE CORAL HOSPITAL	3	35,087	5,699	14%	40,789
MEDFAST URGENT CARE CENTERS, LLC	20	34,316	5,149	13%	39,485
UF HEALTH JACKSONVILLE	54	35,025	4,054	10%	39,133
ECCO LAB GROUP CO	529	32,766	4,670	12%	37,965
ORANGE COUNTY CONVENTION CENTER		33,330	3,703	10%	37,033
MIAMI DADE COUNTY		32,091	3,527	10%	35,618
WALGREENS	35	29,737	5,491	16%	35,263
NORTH FLORIDA REGIONAL MEDICAL CENTER		30,263	3,501	10%	33,764
INTEGRATED REGIONAL LABORATORIES LLP	10	29,506	4,247	13%	33,763
MOUNT SINAI MEDICAL CENTER	11	30,436	3,253	10%	33,700
ST JOSEPHS HOSPITAL LABORATORY	23	28,894	3,661	11%	32,578
BRANDON REGIONAL HOSPITAL		28,851	3,725	11%	32,576
JUPITER MEDICAL CENTER LAB	82	28,766	2,800	9%	31,648
STS LAB 2 LLC	6	29,869	1,581	5%	31,456
GENESIS MEDICAL LABORATORY	423	25,601	4,624	15%	30,648
NIGHT LITE PEDIATRIC CENTER LLC		27,010	2,909	10%	29,919
JFK MEDICAL CENTER LAB	1	26,119	3,343	11%	29,463
PALMETTO GENERAL HOSPITAL LAB	3	24,197	4,775	16%	28,975
AMELIA EARHART		24,907	3,842	13%	28,749
WATSON CLINIC LLP		23,038	5,301	19%	28,339
HOLY CROSS HOSPITAL CLINICAL LAB	1	25,874	2,430	9%	28,305
MALABAR MEDICAL WALK IN CLINIC	1	22,048	4,501	17%	26,550
AVENTUS BIO LABS	16	23,180	3,298	12%	26,494
HEALTHLINK DIAGNOSTIC LABORATORIES	293	23,354	2,395	9%	26,042
INFINITY BIOLOGIX LLC (GINKO BIOWORKS)	101	24,516	1,138	4%	25,755
ACCESS DX LABORATORY	224	22,620	2,097	8%	24,941

# COVID-19: testing by laboratory

Data through Mar 27, 2021 verified as of Mar 28, 2021 at 09:25 AM

Data in this report are provisional and subject to change.

The numbers in the table below represent the number of Florida and non-Florida residents for whom test results were received by the Department of Health. A person can be tested by more than one laboratory and can have both positive and negative results. **Therefore, the sum of the numbers in each column will be larger than the total number of people tested.**

Reporting lab	Inconclusive	Negative	Positive	Percent positive	Total
MORTON PLANT HOSPITAL-ADLER INSTITUTE	26	21,340	2,574	11%	23,940
PANCARE OF FLORIDA INC		20,722	2,509	11%	23,231
LAB DIAGNOSTICS LLC	393	17,333	5,340	23%	23,066
CLEVELAND CLINIC HOSPITAL LAB	4	20,412	2,400	11%	22,816
DRS CLACK SPENCER WHITE & MCCORMACK PA D/B/A		20,637	2,055	9%	22,692
CLEVELAND CLINIC TRADITION HOSPITAL		21,091	1,572	7%	22,663
STATLAB_MOBILE	1	20,370	2,057	9%	22,428
SAINT MARY'S MEDICAL CENTER	25	20,123	2,276	10%	22,424
UNITED CLINICAL LABORATORY LLC	3	19,431	2,552	12%	21,986
NAPLES COMMUNITY HOSPITAL	72	19,724	2,043	9%	21,839
PATIENTS FIRST LAKE ELLA MEDICAL CENTER PA		17,814	3,277	16%	21,091
ADVENT HEALTH - DAYTONA BEACH	32	18,890	1,711	8%	20,633
BAYFRONT HEALTH - ST PETERSBURG	17	18,099	2,488	12%	20,604
EXACT SCIENCES LABORATORIES		18,177	2,307	11%	20,484
OSCEOLA REGIONAL MEDICAL CENTER	1	17,078	2,374	12%	19,453
LEESBURG REGIONAL MEDICAL CENTER		16,743	2,289	12%	19,032
HOMESTEAD HOSPITAL CLINICAL LABORATORY	27	15,486	3,296	18%	18,809
CLARITY LAB SOLUTIONS	97	16,355	1,962	11%	18,414
MEMORIAL HOSPITAL JACKSONVILLE	8	15,485	2,774	15%	18,267
MIAMI BEACH CONVENTION CENTER		17,035	1,128	6%	18,163
NORTHWEST MEDICAL CENTER	1	15,778	2,189	12%	17,968
HEALTH CENTER AT SINAI RESIDENCES		16,930	506	3%	17,436
ORANGE PARK MEDICAL CENTER	9	14,701	2,685	15%	17,395
INDIAN RIVER PATHOLOGY LLC		16,038	1,281	7%	17,319
BIOCERNA LABS	461	14,582	2,112	12%	17,155
BETHESDA HOSPITAL EAST		15,448	1,545	9%	16,993
OAK HILL HOSPITAL		15,001	1,850	11%	16,851
DELRAY MEDICAL CENTER LAB	3	15,077	1,693	10%	16,773
VISTA CLINICAL DIAGNOSTICS	489	14,402	1,824	11%	16,715
ACCESS MEDICAL LABORATORIES	4	8,615	8,093	48%	16,712
LAWNWOOD REGIONAL MEDICAL CENTER	1	14,200	2,254	14%	16,455
MEMORIAL REGIONAL HOSPITAL CLINICAL LABORATORY	10	15,259	1,022	6%	16,291
WELLINGTON REGIONAL MED CTR LAB	6	14,468	1,797	11%	16,271
WEST KENDALL BAPTIST HOSPITAL	13	13,187	3,011	19%	16,211
FULGENT DIAGNOSTICS	171	14,851	987	6%	16,009
THE HEALTHCARE DISTRICT OF PALM BEACH COUNTY	51	13,847	1,976	12%	15,874
BAPTIST HEALTH - SOUTH		14,609	1,223	8%	15,832
LARGO MEDICAL CENTER		13,848	1,664	11%	15,512
ADVENTHEALTH CENTRA CARE LAKE BUENA VISTA		13,688	1,791	12%	15,479
WINTER HAVEN HOSPITAL CLINICAL LABORATORY	4	13,106	2,322	15%	15,432
BAPTIST HEALTHCARE - BAPTIST HOSPITAL	5	12,077	3,201	21%	15,283
LEE HEALTH - LEE MEMORIAL HOSPITAL		11,456	3,634	24%	15,090
UHEALTH CORAL GABLES/LENNAR MED CTR	44	14,070	975	6%	15,089
MOLECULAR INFECTIOUS DISEASES	532	13,913	541	4%	14,986

# COVID-19: testing by laboratory

Data through Mar 27, 2021 verified as of Mar 28, 2021 at 09:25 AM

Data in this report are provisional and subject to change.

The numbers in the table below represent the number of Florida and non-Florida residents for whom test results were received by the Department of Health. A person can be tested by more than one laboratory and can have both positive and negative results. **Therefore, the sum of the numbers in each column will be larger than the total number of people tested.**

Reporting lab	Inconclusive	Negative	Positive	Percent positive	Total
PRIVA PATH LABS	78	13,858	952	6%	14,888
NEMOURS CHILDRENS HOSPITAL	1	13,911	839	6%	14,751
MEDRITE MEDICAL CARE, PC	6,839	7,176	686	5%	14,701
WEST FLORIDA HOSPITAL LAB	1	11,650	3,047	21%	14,698
MEDICAL CENTER OF TRINITY CLINICAL LABORATORY	2	13,181	1,494	10%	14,677
NONA SCIENTIFIC	5	11,494	3,141	21%	14,640
PALMS WEST HOSPITAL LAB	2	12,623	1,975	14%	14,600
CARDIOPATH	84	12,644	1,859	13%	14,587
INDIAN RIVER MEDICAL CENTER LAB		13,669	852	6%	14,521
SYNERGY DIAGNOSTIC LABORATORY	98	12,704	1,676	12%	14,478
WESTSIDE REGIONAL MED CTR	2	12,077	2,075	15%	14,154
GOOD SAMARITAN MEDICAL CENTER LAB	2	12,335	1,798	13%	14,135
MERCY HOSPITAL A CAMPUS OF PLANTATION GEN HOSP LAB	1	11,875	2,139	15%	14,015
LABS ASAP LLC		12,530	1,287	9%	13,817
REGIONAL MEDICAL CENTER BAYONET POINT	2	12,604	1,069	8%	13,675
THE VILLAGES REGIONAL HOSPITAL		12,166	1,376	10%	13,542
GULF COAST MEDICAL CENTER MICROLAB		10,609	2,835	21%	13,444
NATIONWIDE LABORATORY SERVICES INC	459	11,412	1,569	12%	13,440
AVENTURA HOSPITAL LAB		10,534	2,425	19%	12,959
CORAL GABLES HOSPITAL CLINICAL LABORATORY		10,962	1,959	15%	12,921
ST ANTHONY'S HOSPITAL LAB	30	11,238	1,567	12%	12,835
CAPITAL REGIONAL MEDICAL CTR		10,320	2,394	19%	12,714
BAPTIST HEALTH SOUTH FLORIDA - WEST KENDALL URGENT CARE		10,566	2,052	16%	12,618
BLAKE MEDICAL CENTER		11,086	1,520	12%	12,606
HALIFAX MEDICAL CENTER LAB	38	10,714	1,830	15%	12,582
WEST BOCA MEDICAL CENTER LAB		11,635	926	7%	12,561
MANATEE MEMORIAL HOSPITAL		11,304	1,050	8%	12,354
LEE HEALTH - HEALTH PARK MEDICAL CENTER		10,359	1,934	16%	12,293
PRECISION HEALTH RESOURCES LLC		11,485	771	6%	12,256
GENOVA DIAGNOSTICS LABORATORY	66	11,027	1,080	9%	12,173
LAKE CITY HM		11,147	988	8%	12,135
PALM BEACH GARDENS MEDICAL CTR LAB		10,920	1,177	10%	12,097
FLORIDA LABORATORY ANALYSIS		10,590	1,496	12%	12,086
BINAXNOW	9	9,178	2,871	24%	12,058
ST JOSEPHS HOSPITAL	18	10,348	1,679	14%	12,045
PWN HEALTH	17	9,864	2,074	17%	11,955
FLORIDA HOSPITAL WATERMAN LABORATORY	70	10,997	862	7%	11,929
PATHNOSTICS	41	9,421	2,406	20%	11,868
ST MARKS HOSPITAL LABORATORY B	78	10,627	1,002	9%	11,707
LARKIN COMMUNITY HOSPITAL	10	10,142	1,515	13%	11,667
FLORIDA HOSPITAL HEARTLAND MED CTR CLINICAL LAB	33	10,064	1,452	13%	11,549
COAST DIAGNOSTICS LLC	45	10,212	1,241	11%	11,498
LAKE CITY MEDICAL CENTER		9,211	2,224	19%	11,435
PLANTATION GENERAL HOSPITAL		9,668	1,744	15%	11,412
VIKOR SCIENTIFIC	49	9,320	1,822	16%	11,191
MEASE COUNTRYSIDE LAB	14	9,921	1,243	11%	11,178



# COVID-19: testing by laboratory

Data through Mar 27, 2021 verified as of Mar 28, 2021 at 09:25 AM

Data in this report are provisional and subject to change.

The numbers in the table below represent the number of Florida and non-Florida residents for whom test results were received by the Department of Health. A person can be tested by more than one laboratory and can have both positive and negative results. **Therefore, the sum of the numbers in each column will be larger than the total number of people tested.**

Reporting lab	Inconclusive	Negative	Positive	Percent positive	Total
PHYSICIANS REGIONAL MEDICAL CENTER - PINE RIDGE RD	1	10,005	1,163	10%	11,169
EXPRESS GENE MOLECULAR DIAGNOSTICS LABORATORY		9,536	1,482	13%	11,018
FLORIDA MEDICAL CENTER - A CAMPUS OF NORTH SHORE	2	9,672	1,322	12%	10,996
ADVENT HEALTH - WESLEY CHAPEL	14	9,874	1,018	9%	10,906
CENTRAL FLORIDA REGIONAL HOSPITAL		9,674	1,128	10%	10,802
AMERICAN FAMILY CARE	1	6,324	4,440	41%	10,765
DOCTORS HOSPITAL	7	9,039	1,716	16%	10,762
CernerELR_Advent		9,371	1,356	13%	10,727
ADVENTHEALTH CENTRA CARE WATERFORD LAKES		8,922	1,716	16%	10,638
NORTHSIDE HOSPITAL AND HEART INSTITUTE		9,532	1,055	10%	10,587
LEON MEDICAL CENTERS LLC		8,312	2,157	21%	10,469
LARKIN COMMUNITY HOSPITAL INC DBA CARDIOTROPIC		6,819	3,620	35%	10,439
CORAL SPRINGS MED CTR		9,385	1,006	10%	10,391
NCF DIAGNOSTICS & DNA TECHNOLOGIES LAB	164	9,708	518	5%	10,390
SARKIS CLINICAL TRIALS	25	9,054	1,282	12%	10,361
JOHNS HOPKINS ALL CHILDREN'S HOSPITAL		9,658	669	6%	10,327
FLORIDA HOSPITAL DELAND	10	9,060	1,247	12%	10,317
LABSTAT LLC	12	9,569	455	5%	10,036
HEALTHQUEST ESOTERICS		8,503	1,501	15%	10,004
BAPTIST HEALTH SOUTH FLORIDA - COUNTRY WALK URGENT CARE		8,235	1,733	17%	9,968
SRQ DRIVE THROUGH		8,944	905	9%	9,849
AVECINA MEDICAL	4	6,204	3,610	37%	9,818
WEST PALM HOSPITAL LAB		9,055	762	8%	9,817
ADVENTHEALTH CENTRA CARE ST CLOUD	1	8,425	1,340	14%	9,766
P4 CLINICAL, LLC	204	8,594	960	10%	9,758
AVECINA	20	9,006	704	7%	9,730
PALM BEACH BALL PARK		8,607	1,026	11%	9,633
BOSTON HEART DIAGNOSTICS CORP		8,357	1,202	13%	9,559
MEDARBOR DIAGNOSTICS	1	8,400	1,140	12%	9,541
SYNERGY LABORATORIES	32	8,349	1,136	12%	9,517
OCALA REGIONAL MEDICAL CENTER		8,259	1,214	13%	9,473
BROWARD HEALTH NORTH CLINICAL LABORATORY		8,342	1,051	11%	9,393
NORTH SHORE MEDICAL CENTER		7,739	1,561	17%	9,300
FLORIDA HOSPITAL FLAGLER	29	8,357	862	9%	9,248
H LEE MOFFITT CANCER CENTER LABORATORY	2	8,935	241	3%	9,178
FLORIDA HOSPITAL ZEPHYRHILLS	10	8,116	1,010	11%	9,136
LEE HEALTH - GULF COAST MEDICAL CENTER	2	7,365	1,746	19%	9,113
FLORIDA HOSPITAL OF CARROLLWOOD	23	7,776	1,261	14%	9,060
CERNERELR_BAYCARE	43	8,320	616	7%	8,979
INFORM DIAGNOSTICS, INC		8,470	506	6%	8,976
SANTA ROSA MEDICAL CENTER	2	7,353	1,466	17%	8,821
GENE BY GENE, GENOMICS RESEARCH CENTER LAB	44	8,121	559	6%	8,724
BAPTIST HEALTH - BEACHES		8,027	655	8%	8,682
CLEVELAND CLINIC MARTIN SOUTH HOSPITAL	1	7,599	920	11%	8,520
BAPTIST HEALTH SOUTH FLORIDA - MIAMI LAKES URGENT CARE		6,692	1,804	21%	8,496
SOUTH BAY HOSPITAL CLINICAL LAB	1	7,593	895	11%	8,489

# COVID-19: testing by laboratory

Data through Mar 27, 2021 verified as of Mar 28, 2021 at 09:25 AM

Data in this report are provisional and subject to change.

The numbers in the table below represent the number of Florida and non-Florida residents for whom test results were received by the Department of Health. A person can be tested by more than one laboratory and can have both positive and negative results. **Therefore, the sum of the numbers in each column will be larger than the total number of people tested.**

Reporting lab	Inconclusive	Negative	Positive	Percent positive	Total
ANNE BATES LEACH EYE HOSPITAL/ ABLEH MICROBIOLOGY LABORATORY	9	8,304	119	1%	8,432
MEMORIAL HOSPITAL WEST LABORATORY SERVICES	14	7,602	756	9%	8,372
BAYCARE COMMUNITY HEALTH		8,160	195	2%	8,355
ADVENTHEALTH CENTRA CARE CLERMONT		7,219	1,127	14%	8,346
ADVENTHEALTH CENTRA CARE UNIVERSITY	1	7,388	944	11%	8,333
AVECINA MEDICAL OAKLEAF	3	6,977	1,330	16%	8,310
POINCIANA MEDICAL CENTER		6,517	1,761	21%	8,278
CLEVELAND CLINIC MARTIN NORTH HOSPITAL		7,323	917	11%	8,240
CERNERELR_BAPTISTMIAMI	31	7,313	862	11%	8,206
MEMORIAL HOSPITAL MICRO		7,643	542	7%	8,185
ADVENTHEALTH CENTRA CARE WINTER PARK		7,267	822	10%	8,089
ADVENTHEALTH CENTRA CARE WINTER GARDEN	1	7,173	910	11%	8,084
ISPM LABS, LLC DBA CAPSTONE DIAGNOSTICS, LLC		7,642	393	5%	8,035
WEST MARION COMMUNITY HOSPITAL LAB		6,706	1,321	16%	8,027
NCH DOWNTOWN NAPLES HOSPITAL	15	7,312	667	8%	7,994
ST LUCIE MEDICAL CENTER		6,461	1,505	19%	7,966
INDIAN RIVER MEDICAL CENTER		6,977	961	12%	7,938
FLORIDA HOSPITAL Ocala		6,885	958	12%	7,843
LAKEWOOD RANCH MEDICAL CENTER		7,154	603	8%	7,757
KD MEDICAL CHOICE LLC	5	7,005	728	9%	7,738
ADVENTHEALTH CENTRA CARE LAKELAND	1	6,701	1,015	13%	7,717
FLORIDA HOSPITAL FISH MEMORIAL	19	6,512	1,138	15%	7,669
MORTON PLANT-MEASE	5	6,877	730	10%	7,612
NCH NORTH NAPLES HOSPITAL LAB	15	6,733	830	11%	7,578
ARCPPOINT LABS OF FORT MYERS	4	6,652	910	12%	7,566
ATLANTIS URGENT CARE	12	5,815	1,654	22%	7,481
ADVENTHEALTH CENTRA CARE LEE ROAD		6,708	769	10%	7,477
FAU		6,900	539	7%	7,439
BAPTIST HEALTH SOUTH FLORIDA - WESTCHESTER URGENT CARE		6,062	1,308	18%	7,370
ADVENTHEALTH CENTRA CARE DR PHILLIPS		6,602	690	9%	7,292
NCH NORTH NAPLES HOSPITAL	8	6,544	724	10%	7,276
ADVENTHEALTH CENTRA CARE HUNTERS CREEK	3	6,254	952	13%	7,209
HIALEAH HOSPITAL	4	5,596	1,568	22%	7,168
BAYFRONT HEALTH - PORT CHARLOTTE		6,557	544	8%	7,101
ADVENTHEALTH CENTRA CARE SANFORD		6,224	835	12%	7,059
BAPTIST HEALTH SOUTH FLORIDA - DORAL URGENT CARE		5,640	1,364	19%	7,004
QDX PATHOLOGY SERVICES	2	6,586	399	6%	6,987
OVIEDO MEDICAL CENTER		6,210	705	10%	6,915
ADVENTHEALTH CENTRA CARE LAKE MARY	2	6,002	884	13%	6,888
AVERO DIAGNOSTICS - IRVING	11	6,393	472	7%	6,876
HOLIDAY CVS LLC		6,504	364	5%	6,868
ADVENTHEALTH CENTRA CARE MOUNT DORA		5,772	1,061	16%	6,833
LUMINUS DIAGNOSTICS		6,277	556	8%	6,833
BAPTIST HEALTH - NASSAU		6,472	358	5%	6,830
ADVENTHEALTH CENTRA CARE APOPKA	1	5,854	965	14%	6,820
MEDEXPRESS URGENT CARE	2	4,627	2,113	31%	6,742

# COVID-19: testing by laboratory

Data through Mar 27, 2021 verified as of Mar 28, 2021 at 09:25 AM

Data in this report are provisional and subject to change.

The numbers in the table below represent the number of Florida and non-Florida residents for whom test results were received by the Department of Health. A person can be tested by more than one laboratory and can have both positive and negative results. **Therefore, the sum of the numbers in each column will be larger than the total number of people tested.**

Reporting lab	Inconclusive	Negative	Positive	Percent positive	Total
LEE DAVIS COMMUNITY RESOURCE CENTER		5,846	888	13%	6,734
COMMUNITY HEALTH CENTERS OF PINELLAS INC		5,370	1,339	20%	6,709
ADVENTHEALTH CENTRA CARE KISSIMMEE		6,046	656	10%	6,702
ADVENTIST HEALTH SYSTEMS, SUNBELT INC		5,805	860	13%	6,665
IMPERIAL POINT MEDICAL CENTER		6,093	571	9%	6,664
UNKNOWN	3	3,484	3,172	48%	6,659
MEDEXPRESS URGENT CARE OF BOYNTON BEACH LLC		6,141	516	8%	6,657
VISTA CLINICAL	8	3,880	2,712	41%	6,600
ST PETERSBURG GENERAL HOSPITAL		5,529	968	15%	6,497
ST JOSEPHS NORTH HOSPITAL LAB	7	5,486	917	14%	6,410
SUNCOAST PATHOLOGY ASSOCIATES		5,852	548	9%	6,400
EMPIRE CITY LABORATORIES INC	79	5,436	882	14%	6,397
SOLARIS DIAGNOSTICS	10	5,804	580	9%	6,394
EGLIN AIR FORCE BASE	14	4,719	1,638	26%	6,371
EMERALD COAST URGENT CARE		4,891	1,464	23%	6,355
LEE HEALTH CONVENIENT CARE - PAGE FIELD		5,598	720	11%	6,318
ADVENTHEALTH CENTRA CARE ALTAMONTE		5,534	778	12%	6,312
FORT WALTON BEACH MEDICAL CENTER		5,382	900	14%	6,282
CLINICAL REFERENCE LABORATORY	2	5,956	313	5%	6,271
DYNIX DIAGNOSTIX		5,688	571	9%	6,259
MEDEXPRESS URGENT CARE HUDSON		5,322	833	14%	6,155
PARAMOUNT URGENT CARE	2	3,131	2,954	49%	6,087
ACUTIS DIAGNOSTICS	25	4,959	1,049	17%	6,033
FLORIDA HOSPITAL NORTH PINELLAS	11	5,527	488	8%	6,026
ADVENTHEALTH CENTRA CARE AZALEA PARK		5,106	834	14%	5,940
BAPTIST HEALTH SOUTH FLORIDA - PEMBROKE PINES URGENT CARE		4,918	994	17%	5,912
BAYFRONT HEALTH - VENICE REGIONAL MEDICAL	1	5,374	537	9%	5,912
AHCC WESLEY CHAPEL		5,265	646	11%	5,911
NORTHWEST FLORIDA COMMUNITY HOSPITAL	44	4,429	1,433	24%	5,906
MICROGEN DX	4	5,175	704	12%	5,883
ADVENTHEALTH EXPRESS CARE		4,842	1,030	18%	5,872
ADVENTHEALTH CENTRA CARE OVIEDO		4,963	831	14%	5,794
URGENT CARE OF THE PALM BEACHES		4,825	925	16%	5,750
ANGEL KIDS PEDIATRICS		5,420	316	6%	5,736
ADVENT HEALTH - HEART OF FLORIDA ER	1	4,903	756	13%	5,660
SOUTH FLORIDA BAPTIST HOSPITAL MICRO	4	4,702	934	17%	5,640
PRO CLINIC		4,563	1,076	19%	5,639
PUTNAM COMMUNITY MEDICAL CENTER		4,927	703	12%	5,630
MINUTECLINIC		4,820	804	14%	5,624
DOCTORS URGENT CARE LLC	1	4,562	1,038	19%	5,601
SUNRISE MEDICAL LABORATORIES	2	5,150	386	7%	5,538
FLORIDA COMMUNITY HEALTH CENTER		4,417	1,117	20%	5,534
COASTAL MED URGENT CARE		4,017	1,507	27%	5,524
MINUTECLINIC LLC #3703		4,516	986	18%	5,502
ADVENTHEALTH CENTRA CARE LONGWOOD		4,783	663	12%	5,446
TROPICANA FIELD - LOT 2	19	4,935	491	9%	5,445

# COVID-19: testing by laboratory

Data through Mar 27, 2021 verified as of Mar 28, 2021 at 09:25 AM

Data in this report are provisional and subject to change.

The numbers in the table below represent the number of Florida and non-Florida residents for whom test results were received by the Department of Health. A person can be tested by more than one laboratory and can have both positive and negative results. **Therefore, the sum of the numbers in each column will be larger than the total number of people tested.**

Reporting lab	Inconclusive	Negative	Positive	Percent positive	Total
MINUTECLINIC LLC		4,596	784	15%	5,380
MEDICAL DNA LABS LLC	3	4,898	472	9%	5,373
ADVENTHEALTH CENTRA CARE SOUTH ORANGE		4,611	756	14%	5,367
ADVENTHEALTH CENTRA CARE ORANGE LAKE		4,716	613	12%	5,329
HEALTH FIRST ADVENTHEALTH CENTRA CARE - TITUSVILLE		4,505	807	15%	5,312
FLORIDA FAMILY LABORATORY, INC DBA	44	4,822	427	8%	5,293
LABORATORY OF FLORIDA LLC	41	4,823	423	8%	5,287
MARTIN HOSPITAL SOUTH LAB		4,966	290	6%	5,256
ESCAMBIA COMMUNITY CLINICS INC	8	3,965	1,274	24%	5,247
BAPTIST HEALTH SOUTH FLORIDA - CORAL SPRINGS URGENT CARE		4,499	748	14%	5,247
UNIVERSITY HOSPITAL AND MEDICAL CENTER		4,003	1,238	24%	5,241
ADVENTHEALTH CENTRA CARE PORT ORANGE		4,398	828	16%	5,226
MINUTECLINIC LLC #1067		4,517	697	13%	5,214
DOCTORS URGENT CARE OF LUTZ LLC	1	4,203	1,005	19%	5,209
URGENT CARE CURE	2	4,443	724	14%	5,169
BAPTIST HEALTH - NORTH		4,078	1,086	21%	5,164
MEDEXPRESS URGENT CARE - ROYAL PALM BEACH		4,617	544	11%	5,161
MEDCOMP SCIENCES LLC	119	3,057	1,963	38%	5,139
ADVENTHEALTH CENTRA CARE SAND LAKE		4,585	539	11%	5,124
PALMS OF PASADENA HOSPITAL		4,573	547	11%	5,120
TRINITY SPRINGS		4,372	729	14%	5,101
MEDEXPRESS URGENT CARE - ESTERO		4,581	518	10%	5,099
MINUTECLINIC LLC #8396		4,321	745	15%	5,066
ADVENTHEALTH CENTRA CARE LEESBURG		4,126	917	18%	5,043
WESTCHESTER HOSPITAL	23	4,064	918	18%	5,005
BAPTIST HEALTH SOUTH FLORIDA - KENDALE LAKES URGENT CARE		4,034	966	19%	5,000
MEDEXPRESS URGENT CARE - GOLDEN GATE		4,431	567	11%	4,998
THE CENTER FOR URGENT CARE	3	4,174	819	16%	4,996
BAPTIST HEALTH SOUTH FLORIDA - TAMiami TRAIL URGENT CARE		4,017	962	19%	4,979
DOCTORS HOSPITAL OF SARASOTA CLINICAL LABORATORY		4,349	627	13%	4,976
HEALTH FIRST ADVENTHEALTH CENTRA CARE GATEWAY	1	4,464	498	10%	4,963
TALLAHASSEE PRIMARY CARE ASSOCIATES		4,320	592	12%	4,912
MEDEXPRESS URGENT CARE PALM BEACH GARDENS		4,472	432	9%	4,904
PEDIATRIC HEALTH CARE ALLIANCE PA		4,429	402	8%	4,831
RAULERSON HOSPITAL		4,010	806	17%	4,816
HOLMES REG MED CENTER CLINICAL LAB		4,212	579	12%	4,791
WELLINGTON REGIONAL MEDICAL CENTER		4,362	374	8%	4,736
BAPTIST HEALTH SOUTH FLORIDA - CORAL GABLES (UNIVERSITY) URGENT CARE		4,080	654	14%	4,734
BAPTIST HEALTH SOUTH FLORIDA - PINECREST URGENT CARE		4,049	654	14%	4,703
SPORTS DRUG TESTING LABORATORY	78	4,473	138	3%	4,689
PARAMOUNT URGENT CARE - WINDERMERE	2	3,092	1,582	34%	4,676
BAPTIST HEALTH SOUTH FLORIDA - CORAL GABLES URGENT CARE		3,888	783	17%	4,671
ALTRU DIAGNOSTICS INC	2	4,452	169	4%	4,623
NIGHT LITE PEDIATRICS	4	3,343	1,256	27%	4,603
PREMIER MEDICAL	2	4,492	94	2%	4,588
MEASE DUNEDIN HOSPITAL	5	4,074	473	10%	4,552

# COVID-19: testing by laboratory

Data through Mar 27, 2021 verified as of Mar 28, 2021 at 09:25 AM

Data in this report are provisional and subject to change.

The numbers in the table below represent the number of Florida and non-Florida residents for whom test results were received by the Department of Health. A person can be tested by more than one laboratory and can have both positive and negative results. **Therefore, the sum of the numbers in each column will be larger than the total number of people tested.**

Reporting lab	Inconclusive	Negative	Positive	Percent positive	Total
BAYFRONT HEALTH - SEVEN RIVERS		4,150	391	9%	4,541
MEDEXPRESS URGENT CARE - LAKELAND		3,998	541	12%	4,539
BAPTIST HEALTH SOUTH FLORIDA - PALMETTO BAY URGENT CARE		3,808	717	16%	4,525
MOFFITT CANCER CENTER	6	4,398	97	2%	4,501
BETHESDA HOSPITAL WEST		4,025	459	10%	4,484
ASCENSION SACRED HEART - EMERALD COAST		3,718	738	17%	4,456
MINUTECLINIC LLC # 0709		3,712	672	15%	4,384
VENTURE MEDICAL OF FLORIDA LLC		4,018	328	8%	4,346
BAYFRONT HEALTH - BROOKSVILLE		3,844	487	11%	4,331
MINUTE CLINIC LLC		3,727	549	13%	4,276
PALMS MEDICAL GROUP	5	2,966	1,296	30%	4,267
PREMIER URGENT CARE OF BREVARD LLC	4	3,731	527	12%	4,262
ADVENTHEALTH PROMPT CARE	2	3,095	1,164	27%	4,261
ADVENTHEALTH CENTRA CARE COLONIAL TOWN	2	3,774	443	11%	4,219
TWIN CITIES HOSPITAL	1	3,701	512	12%	4,214
MEMORIAL HOSPITAL- MIRAMAR	12	3,862	316	8%	4,190
BAYA PHARMACY & URGENT CARE		3,071	1,096	26%	4,167
GENESIS DIAGNOSTICS		3,920	244	6%	4,164
US BIOTEK LABORATORIES	15	3,757	368	9%	4,140
AMELIA URGENT CARE		2,507	1,610	39%	4,117
BAYFRONT HEALTH - PUNTA GORDA		3,801	304	7%	4,105
DESOTO MEMORIAL HOSPITAL	3	3,367	735	18%	4,105
DOCTORS TEST CENTERS		3,620	463	11%	4,083
ENGLEWOOD COMMUNITY HOSPITAL		3,709	360	9%	4,069
NIGHT LITE PEDIATRICS URGENT CARE	1	3,417	649	16%	4,067
ACCU REFERENCE MEDICAL LAB	9	3,265	787	19%	4,061
ADVENTHEALTH CENTRA CARE		3,561	442	11%	4,003
PHARMCO RX	2	3,728	261	7%	3,991
BAYFRONT HEALTH - SPRING HILL		3,639	331	8%	3,970
LAKESIDE MEDICAL CENTER		3,104	806	21%	3,910
ADVENTIST HEALTH SYSTEMS SUNBELT IN DBA		3,446	441	11%	3,887
MEDEXPRESS URGENT CARE CAPE CORAL		3,311	537	14%	3,848
QUICK CARE MED PL	2	3,133	659	17%	3,794
MC DIAGNOSTIC OF CONNECTICUT, PC #2220		3,228	519	14%	3,747
SIPARADIGM LLC	54	3,431	256	7%	3,741
BAPTIST HEALTH SOUTH FLORIDA - DAVIE URGENT CARE		3,076	662	18%	3,738
MINUTECLINIC LLC #3463		3,125	591	16%	3,716
MINUTECLINIC LLC #3631		3,149	562	15%	3,711
MINUTECLINIC LLC 5852		3,132	526	14%	3,658
CLARITY LAB SOLUTIONS LLC		3,608	4	0%	3,612
BAPTIST HEALTH SOUTH FLORIDA - WESTON URGENT CARE		3,146	451	13%	3,597
MINUTECLINIC LLC #5253		2,976	593	17%	3,569
MINUTECLINIC LLC #5249		2,889	679	19%	3,568
PROHEALTH	3	1,950	1,572	45%	3,525
HIGHLANDS REGIONAL MEDICAL CENTER		2,758	759	22%	3,517
HEALTH FIRST ADVENTHEALTH CENTRA CARE COCOA		3,138	340	10%	3,478

# COVID-19: testing by laboratory

Data through Mar 27, 2021 verified as of Mar 28, 2021 at 09:25 AM

Data in this report are provisional and subject to change.

The numbers in the table below represent the number of Florida and non-Florida residents for whom test results were received by the Department of Health. A person can be tested by more than one laboratory and can have both positive and negative results. **Therefore, the sum of the numbers in each column will be larger than the total number of people tested.**

Reporting lab	Inconclusive	Negative	Positive	Percent positive	Total
MEDEXPRESS URGENT CARE LEHIGH ACRES		3,016	461	13%	3,477
BARTOW REGIONAL MEDICAL CENTER	1	2,926	542	16%	3,469
PRECISION HEALTH SOLUTIONS		3,252	172	5%	3,424
MIDWAY SPECIALTY CARE CENTER DIAGNOSTICS	38	3,144	238	7%	3,420
MINUTECLINIC LLC #5190		2,817	600	18%	3,417
VERILY LIFE SCIENCES	1	3,357	46	1%	3,404
IMMOKALEE CHD		3,155	234	7%	3,389
BAPTIST HEALTH URGENT CARE AT SAWGRASS		2,786	561	17%	3,347
BRASHEAR'S VITAL CARE CORP		2,643	696	21%	3,339
CARENOW URGENT CARE		2,065	1,270	38%	3,335
BAPTIST HEALTH SOUTH FLORIDA - BRICKELL URGENT CARE		2,760	569	17%	3,329
MINUTECLINIC LLC #5854		2,771	538	16%	3,309
HEALTH FIRST ADVENTHEALTH CENTRA CARE MALABAR		2,978	319	10%	3,297
ADVENTHEALTH CENTRA CARE KIDS LAKE MARY		3,022	242	7%	3,264
MEDEXPRESS URGENT CARE - DELAND		2,893	345	11%	3,238
ADVENT HEALTH - NEW SMYRNA		2,632	598	19%	3,230
ADVENT HEALTH CENTRA CARE -WINTER PARK KIDS URGENT CARE	4	2,909	269	8%	3,182
ADVENTHEALTH CENTRA CARE WINTER HAVEN	1	2,349	830	26%	3,180
SELECT LABORATORIES - MARION COUNTY, FL LLC	5	2,857	307	10%	3,169
HOLIDAY CVS LLC DBA CVS PHARMACY #5154		3,076	89	3%	3,165
PARAMOUNT URGENT CARE INC		1,161	1,989	63%	3,150
WALGREEN CO	2	2,790	348	11%	3,140
LOWER KEYS MEDICAL CENTER		2,843	287	9%	3,130
MINUTECLINIC LLC #4415		2,648	479	15%	3,127
MINUTECLINIC LLC #3662		2,652	466	15%	3,118
PRIMEHEALTH URGENT CARE INC		2,652	452	15%	3,104
MEDONE PLLC		2,346	743	24%	3,089
BAYFRONTVENICEREGIONAL		2,983	95	3%	3,078
MEDEXPRESS URGENT CARE - VERO BEACH		2,645	394	13%	3,039
MINUTECLINIC LLC #7886		2,642	391	13%	3,033
MEMORIAL HOSPITAL PEMBROKE	3	2,673	346	11%	3,022
BMCT Molecular Diagnostics Subsection		2,514	505	17%	3,019
MINUTECLINIC LLC #5214		2,582	424	14%	3,006
MARINERS HOSPITAL	1	2,704	284	10%	2,989
MINUTECLINIC LLC #7887		2,608	379	13%	2,987
BAPTIST HEALTH EMERGENCY CENTER COUNTRY WALK	1	2,527	455	15%	2,983
MINUTECLINIC, LLC #4015		2,345	631	21%	2,976
MINUTECLINIC LLC #1771		2,514	461	15%	2,975
MINUTECLINIC LLC # 3930		2,570	395	13%	2,965
BAPTIST HEALTH - CLAY		2,563	396	13%	2,959
PARAMOUNT URGENT CARE - ORLANDO		2,002	955	32%	2,957
VETERANS AFFAIRS MEDICAL CENTER - ORLANDO	1	1,343	1,612	55%	2,956
MINUTECLINIC LLC #4458		2,437	502	17%	2,939
MINUTECLINIC LLC # 0514		2,568	361	12%	2,929
ACCESS POINT HEALTHCARE URGENT & PRIMARY CARE	2	2,244	680	23%	2,926
MINUTECLINIC LLC #3814		2,467	442	15%	2,909

# COVID-19: testing by laboratory

Data through Mar 27, 2021 verified as of Mar 28, 2021 at 09:25 AM

Data in this report are provisional and subject to change.

The numbers in the table below represent the number of Florida and non-Florida residents for whom test results were received by the Department of Health. A person can be tested by more than one laboratory and can have both positive and negative results. **Therefore, the sum of the numbers in each column will be larger than the total number of people tested.**

Reporting lab	Inconclusive	Negative	Positive	Percent positive	Total
GESSLER CLINIC	2	1,986	917	32%	2,905
MARION E FETHER MEDICAL CENTER, THE		2,661	244	8%	2,905
MINUTECLINIC LLC #7225		2,477	411	14%	2,888
STONE CLINICAL LABORATORIES		2,790	96	3%	2,886
WALGREENS ORLANDO	3	2,538	340	12%	2,881
EXACT SCIENCES LABORATORIES, LLC		2,621	257	9%	2,878
BLUE MED CONSULTANTS		2,753	108	4%	2,861
NXGEN MDX LLC	5	2,543	306	11%	2,854
PARAMOUNT URGENT CARE - OVIEDO		1,983	864	30%	2,847
MINUTECLINIC LLC # 3686		2,446	394	14%	2,840
MEDIPATH LLC		2,450	385	14%	2,835
ADVENTHEALTH CENTRA CARE CONWAY		2,401	413	15%	2,814
MINUTECLINIC LLC #1055		2,293	514	18%	2,807
KEYS AHEC SCHOOL MEDICAL CLINIC	15	2,665	126	4%	2,806
CAREFAST+	1	2,065	737	26%	2,803
MINUTECLINIC LLC #3257		2,342	459	16%	2,801
MINUTECLINIC, LLC #3204		2,330	453	16%	2,783
CELESTA MEDICAL SERVICES LLC DBA - AMERICAN RESEARCH LABS		2,544	236	8%	2,780
MEDEXPRESS FORT MYERS		2,432	346	12%	2,778
MEDEXPRESS URGENT CARE CORAL SPRINGS		2,485	287	10%	2,772
SCION LAB SERVICES LLC	26	2,534	206	7%	2,766
MINUTECLINIC LLC #3003		2,241	519	19%	2,760
PHYSICIANS REGIONAL MEDICAL CENTER - COLLIER BLVD	1	1,975	770	28%	2,746
CITRUS MEMORIAL HOSPITAL LABORATORY		2,251	490	18%	2,741
MINUTECLINIC LLC #3291		2,362	361	13%	2,723
BAPTIST HEALTHCARE - GULF BREEZE HOSPITAL	3	2,256	461	17%	2,720
SACRED HEART HEALTH SYSTEM, INC	1	1,835	868	32%	2,704
MINUTECLINIC LLC #7973		2,351	345	13%	2,696
BAPTIST HEALTH - OAKLEAF		2,242	441	16%	2,683
MINUTECLINIC LLC #3705		2,356	327	12%	2,683
MINUTECLINIC, LLC #5817		2,197	454	17%	2,651
MINUTECLINIC LLC # 7933		2,347	300	11%	2,647
AFC PHYSICIANS OF FLORIDA		2,029	603	23%	2,632
EMERALD COAST URGENT CARE, LLC	1	1,970	660	25%	2,631
MINUTECLINIC LLC #3748		2,137	486	19%	2,623
MINUTECLINIC LLC #3255		2,307	312	12%	2,619
MINUTECLINIC LLC # 3579		2,166	438	17%	2,604
MINUTECLINIC LLC #7173		2,250	328	13%	2,578
BAY MEDICAL CENTER SACRED HEART HEALTH SYSTEM		1,992	580	23%	2,572
ADVENT HEALTH - OCALA		2,124	447	17%	2,571
MINUTECLINIC LLC #5924		2,185	376	15%	2,561
MEDEXPRESS URGENT CARE - CLEWISTON		2,138	420	16%	2,558
MINUTECLINIC, LLC (CLINIC 10699)		2,221	323	13%	2,544
BAPTIST HEALTH SOUTH FLORIDA - MIAMI BEACH URGENT CARE		2,172	368	14%	2,540
MINUTECLINIC LLC #5216		2,175	355	14%	2,530
MINUTECLINIC LLC #3654		2,085	424	17%	2,509



# COVID-19: testing by laboratory

Data through Mar 27, 2021 verified as of Mar 28, 2021 at 09:25 AM

Data in this report are provisional and subject to change.

The numbers in the table below represent the number of Florida and non-Florida residents for whom test results were received by the Department of Health. A person can be tested by more than one laboratory and can have both positive and negative results. **Therefore, the sum of the numbers in each column will be larger than the total number of people tested.**

Reporting lab	Inconclusive	Negative	Positive	Percent positive	Total
MINUTECLINIC LLC #4612		2,020	465	19%	2,485
MEDIQUICK URGENT CARE CENTERS INC		1,841	634	26%	2,475
GENOSUR LLC	5	2,435	23	1%	2,463
EMERALD COAST URGENT CARE LLC		1,804	654	27%	2,458
MINUTECLINIC LLC #4024		2,143	314	13%	2,457
ADVENT HEALTH - DADE CITY		2,156	300	12%	2,456
PHYSICIANS PRIMARY CARE	2	2,210	240	10%	2,452
DR G'S URGENT CARE		2,127	320	13%	2,447
DONALD W ROBERTSON DO PA		1,914	526	22%	2,440
MEDEXPRESS URGENT CARE BOCA RATON		2,203	224	9%	2,427
PATIENTS FIRST - THOMASVILLE ROAD		2,148	266	11%	2,414
COMMUNITY HEALTH NORTHWEST FLORIDA	4	1,856	553	23%	2,413
MINUTECLINIC LLC #3285		2,089	318	13%	2,407
PHYSICIANS STAT LAB	3	1,070	1,333	55%	2,406
STEWART ROCKLEDGE HOSPITAL	1	2,097	304	13%	2,402
AFC PHYSICIANS OF FLORIDA PA		1,888	512	21%	2,400
MINUTECLINIC LLC #1807		2,012	374	16%	2,386
MINUTECLINIC LLC #5069		1,992	387	16%	2,379
EMERGENCY PHYSICIANS MEDICAL CENTER		1,282	1,088	46%	2,370
MINUTECLINIC LLC #3648		1,933	436	18%	2,369
WHOLE FAMILY HEALTH CENTER INC		1,964	402	17%	2,366
AMELIA EXPRESS CARE LLC	10	2,010	318	14%	2,338
MINUTECLINIC LLC #3635		2,029	305	13%	2,334
FLORIDA MEDICAL CLINIC	3	1,056	1,269	55%	2,328
MINUTECLINIC LLC #4201		2,027	296	13%	2,323
HEALTH CARE DISTRICT OF PALM BEACH COUNTY	1	2,106	211	9%	2,318
CHARLES AIESI CONSULTING INC	12	2,044	260	11%	2,316
TAMPA COMMUNITY HOSPITAL		1,985	328	14%	2,313
PHYSICIAN ASSOCIATES		2,069	240	10%	2,309
MINUTECLINIC LLC #476		2,010	298	13%	2,308
LEE HEALTH - COCONUT POINT CLINICAL LAB	2	1,872	433	19%	2,307
PARRISH MEDICAL CENTER	1	2,022	280	12%	2,303
BOND URGENT CARE LLC		1,723	564	25%	2,287
JUPITER MEDICAL CENTER URGENT CARE		1,763	520	23%	2,283
MINUTECLINIC LLC #6007		1,959	314	14%	2,273
MINUTECLINIC LLC #1821		2,044	225	10%	2,269
ASCENSION SACRED HEART - GULF		1,736	528	23%	2,264
MINUTECLINIC LLC #1350		1,977	277	12%	2,254
CORE DIAGNOSTIC LABORATORIES LLC	17	1,896	323	14%	2,236
PRIMEHEALTH URGENT CARE	1	1,865	361	16%	2,227
ASSOCIATED PATHOLOGISTS, LLC	3	1,833	387	17%	2,223
MINUTECLINIC LLC #8381		1,924	297	13%	2,221
LAKE WALES MEDICAL CENTER INC		1,927	271	12%	2,198
UNIVERSITY OF NORTH FLORIDA STUDENT HEALTH		2,120	72	3%	2,192
JACKSON HOSPITAL CLINICAL LABORATORY		1,877	302	14%	2,179
INTELEX LABS, LLC		2,105	71	3%	2,176



# COVID-19: testing by laboratory

Data through Mar 27, 2021 verified as of Mar 28, 2021 at 09:25 AM

Data in this report are provisional and subject to change.

The numbers in the table below represent the number of Florida and non-Florida residents for whom test results were received by the Department of Health. A person can be tested by more than one laboratory and can have both positive and negative results. **Therefore, the sum of the numbers in each column will be larger than the total number of people tested.**

Reporting lab	Inconclusive	Negative	Positive	Percent positive	Total
LAKELAND REGIONAL HEALTH PABLO		1,899	261	12%	2,160
NCHMD INC		1,819	332	15%	2,151
FLOWERS HOSPITAL		1,947	190	9%	2,137
MINUTECLINIC, LLC # 4469		1,845	268	13%	2,113
MINUTECLINIC LLC #5157		1,834	276	13%	2,110
MINI ER WATERFORD LAKES, THE		1,806	292	14%	2,098
VA PAIN CLINIC	4	2,011	81	4%	2,096
MEDEXPRESS PORT CHARLOTTE		1,852	203	10%	2,055
MINUTECLINIC LLC #1815		1,801	226	11%	2,027
PENSACOLA PEDIATRICS PA	1	1,848	172	9%	2,021
GENUS3		1,929	74	4%	2,003
MINUTECLINIC LLC #214		1,707	296	15%	2,003
NCH NORTHEAST	7	1,566	421	21%	1,994
FIU-HEALTH AUXILIARY LABORATORY	6	1,863	112	6%	1,981
OPTUM LABS LLC	1	1,792	186	9%	1,979
VITRO MOLECULAR LABORATORIES	50	1,774	147	7%	1,971
MARTIN HEALTH SYSTEM - ST LUCIE WEST		1,781	182	9%	1,963
DOC SMILEY'S URGENT CARE		1,706	247	13%	1,953
GENOME LLC	2	1,795	141	7%	1,938
MEDFAST URGENT CARE CENTERS LLC	2	608	1,325	68%	1,935
MINUTECLINIC LLC #3236		1,645	279	15%	1,924
DOC SMILEYS URGENT CARE LLC		1,573	348	18%	1,921
LITTLE PINE PEDIATRICS	1	1,642	274	14%	1,917
BARDMOOR LABORATORY	9	1,611	289	15%	1,909
BAPTIST HEALTH EMERGENCY CENTER AT WEST CORAL WAY		1,519	374	20%	1,893
MINUTECLINIC LLC #3637		1,511	359	19%	1,870
KETAMINE HEALTH CENTERS LLC	1	1,661	152	8%	1,814
BROWNWOOD CARE CENTER		1,555	223	13%	1,778
SPECTOR SCIENTIFIC LAB	11	1,086	680	38%	1,777
LABORATORY SPECIALISTS OF MICHIGAN		1,459	303	17%	1,762
BAYFRONT HEALTH - CITRUS HILLS		1,546	215	12%	1,761
RIVER TOWN DIAGNOSTIC LLC		1,470	286	16%	1,756
NEIGHBORHOOD MEDICAL CENTER INC	17	1,556	183	10%	1,756
Community_Health		1,533	199	11%	1,732
SPARROW HEALTHCARE	2	1,461	254	15%	1,717
IGENOMIX USA LLC	49	1,510	157	9%	1,716
MINUTECLINIC, LLC #3245		1,380	330	19%	1,710
NORTH SHORE LONG ISLAND JEWISH HEALTH	1	1,618	90	5%	1,709
GENESIS LABORATORY MANAGEMENT	14	1,458	236	14%	1,708
JW PLASTIC SURGERY		1,449	244	14%	1,693
MEDICAL CONSULTANTS OF FLORIDA, LLC	2	1,426	264	16%	1,692
WHITE WILSON MEDICAL CENTER		339	1,340	80%	1,679
MIAMI JEWISH HEALTH SYSTEMS		1,608	64	4%	1,672
LABTECH DIAGNOSTIC		1,367	287	17%	1,654
FLAGLER HOSPITAL LABORATORY	8	612	1,006	62%	1,626
OPTEO LABORATORY		1,567	34	2%	1,601

# COVID-19: testing by laboratory

Data through Mar 27, 2021 verified as of Mar 28, 2021 at 09:25 AM

Data in this report are provisional and subject to change.

The numbers in the table below represent the number of Florida and non-Florida residents for whom test results were received by the Department of Health. A person can be tested by more than one laboratory and can have both positive and negative results. **Therefore, the sum of the numbers in each column will be larger than the total number of people tested.**

Reporting lab	Inconclusive	Negative	Positive	Percent positive	Total
ED FRASER MEMORIAL HOSPITAL		1,352	245	15%	1,597
ELLENTON URGENT CARE		1,361	234	15%	1,595
SHELL POINT NURSING PAVILION	1	1,519	71	4%	1,591
ARCPPOINT LABS		1,026	554	35%	1,580
ASSURANCE SCIENTIFIC LABORATORIES	1	1,293	283	18%	1,577
MELBOURNE MEDICAL LABORATORY	2	1,365	202	13%	1,569
MINUTECLINIC LLC #8927		1,327	223	14%	1,550
READY RESPONDERS FLORIDA, PLLC		1,339	206	13%	1,545
BAPTIST HEALTH SOUTH FLORIDA - COUNTRY WALK URGENT CARE EXPRESS		1,297	233	15%	1,530
PROJECT HEALTH, INC SUMTERVILLE	5	1,245	268	18%	1,518
BIOCERNA LLC	9	1,325	165	11%	1,499
MINUTECLINIC LLC #5187		1,307	184	12%	1,491
OPTUMCARE FLORIDA LLC		1,214	274	18%	1,488
FLORIDA DEPARTMENT OF HEALTH IN POLK COUNTY	2	1,156	329	22%	1,487
MEDEXPRESS URGENT CARE - JAX ATLANTIC BLVD		1,269	206	14%	1,475
UNIVERSITY OF ALABAMA AT BIRMINGHAM		1,425	46	3%	1,471
MINUTECLINIC LLC		1,303	158	11%	1,461
ER QUICKCARE PL		1,258	200	14%	1,458
FIRST QUALITY LABORATORY		1,359	98	7%	1,457
ADVANCED MEDICAL OF NAPLES LLC		1,295	161	11%	1,456
ADVANCE MEDICAL OF NAPLES		326	1,124	78%	1,450
CAREFAST MURABELLA		967	474	33%	1,441
UHEALTH DEERFIELD BEACH/UMSYLVESTER DEERFIELD BEACH LABORATORY	3	1,380	55	4%	1,438
BAPTIST HEALTH SOUTH FLORIDA - KEY BISCANE URGENT CARE EXPRESS		1,262	175	12%	1,437
BAPTIST HEALTHCARE - JAY HOSPITAL	3	1,061	372	26%	1,436
BIO-TECH CLINICAL LABORATORIES INC		1,264	164	11%	1,428
PATIENTS FIRST LAKE ELLA MEDICAL CENTER		1,276	150	11%	1,426
PROHEALTH MEDICAL CLINIC		799	625	44%	1,424
PATIENTS CHOICE LABORATORIES		831	592	42%	1,423
GRAVITY DIAGNOSTICS, LLC	3	1,273	144	10%	1,420
PARAMOUNT URGENT CARE VILLAGES		923	497	35%	1,420
CAREMED CLINIC LLC	1	1,125	288	20%	1,414
COASTAL LABORATORIES	1	1,120	287	20%	1,408
NYU HOSPITALS CENTER CLINICAL LABORATORIES		1,358	44	3%	1,402
TEMPUS CLINICAL LABORATORY	10	1,241	148	11%	1,399
VRL EUROFINs		1,357	37	3%	1,394
PEDIATRIC HEALTH CARE ALLIANCE - NORTHDALe		1,274	118	8%	1,392
SMA LAB	10	1,224	155	11%	1,389
TOM LEE COMMUNITY HEALTH CENTER		914	474	34%	1,388
UHEALTH CLINIC AT WALGREENS		1,127	258	19%	1,385
AMELIA EXPRESS CARE	1	772	609	44%	1,382
SUNRISE URGENT CARE ASSOCIATES LLC D/B/A	9	937	428	31%	1,374
TREASURE COAST MEDICAL ASSOCIATES INC		747	624	46%	1,371
EUROFINs NTD, LLC		1,324	44	3%	1,368
ASCENSION ST VINCENT'S - SOUTHSIDE		1,308	49	4%	1,357
STATMED OCALA	6	1,152	194	14%	1,352

# COVID-19: testing by laboratory

Data through Mar 27, 2021 verified as of Mar 28, 2021 at 09:25 AM

Data in this report are provisional and subject to change.

The numbers in the table below represent the number of Florida and non-Florida residents for whom test results were received by the Department of Health. A person can be tested by more than one laboratory and can have both positive and negative results. **Therefore, the sum of the numbers in each column will be larger than the total number of people tested.**

Reporting lab	Inconclusive	Negative	Positive	Percent positive	Total
APALACHEE CORRECTIONAL INSTITUTION EAST UNIT		1,322	26	2%	1,348
WILLIAM OWEN PASS PARK		1,156	181	14%	1,337
VAVA PARTNERS LLC		528	805	60%	1,333
ST ANNES NURSING CENTER		1,303	25	2%	1,328
PARAMOUNT URGENT CARE - CLERMONT		766	533	41%	1,299
MYTEST DIAGNOSTICS		1,226	66	5%	1,292
PALM BAY HOSPITAL CLINICAL LABORATORY		918	370	29%	1,288
CREEKSIDE CARE CENTER	1	1,117	167	13%	1,285
ADVENTHEALTH CENTRA CARE TRINITY		1,109	164	13%	1,273
INNOVATIVE TRANSFUSION MEDICINE, INC	11	1,094	167	13%	1,272
HOLIDAY CVS LLC DBA CVS PHARMACY #5155		1,210	60	5%	1,270
BROAD INSTITUTE CLINICAL SEQUENCING RESEARCH PLATFORM	9	1,209	37	3%	1,255
XPRESS URGENT CARE	4	1,058	185	15%	1,247
LAB24 INC	3	568	674	54%	1,245
ADDICTION LABS OF AMERICA	3	1,156	79	6%	1,238
SOLARIS HEALTHCARE PALATKA		1,119	103	8%	1,222
STAGEZERO LIFE SCIENCES INC	4	1,117	100	8%	1,221
CLINICORE		1,124	91	7%	1,215
ABSOLUTE GENOMICS	2	1,001	202	17%	1,205
ADVANCED DIAGNOSTIC LABORATORY		1,157	47	4%	1,204
NORTH FLORIDA PEDIATRICS-TALLAHASSEE	1	1,101	101	8%	1,203
HEALTH CENTRAL CLINICAL LABORATORY		1,090	110	9%	1,200
ACCESS MEDICAL LABS		746	448	38%	1,194
NAPLES URGENT CARE	1	768	421	35%	1,190
PALM HARBOR PHARMACY		1,033	157	13%	1,190
USF MORSANI CENTER FOR ADVANCED HEALTH CARE		1,045	144	12%	1,189
PROFESSIONAL HEALTH EXAMINERS DBA PROHEALTH	1	961	224	19%	1,186
EPN URGENT CARE NAPLES	2	792	389	33%	1,183
ST PETERSBURG PEDIATRICS	1	1,066	113	10%	1,180
QUICK CARE MED		899	277	24%	1,176
COASTAL PEDIATRIC GROUP		1,013	154	13%	1,167
PRIMARY CARE SOUTH INC		740	423	36%	1,163
PROJECT HEALTH INC	4	986	165	14%	1,155
AMERICAN SCIENTIFIC LABORATORIES LLC		1,135	14	1%	1,149
CARENOW URGENT CARE - FORT PIERCE		814	334	29%	1,148
NORTH FLORIDA PEDIATRICS - LAKE CITY		924	214	19%	1,138
NORTH VISTA HOSPITAL LABORATORY		967	169	15%	1,136
CAPSTONE HEALTHCARE		802	330	29%	1,132
VERITAS GENETICS	61	943	119	11%	1,123
ARCPPOINT LABS OF CORAL SPRINGS FL		988	135	12%	1,123
EMERALD COAST PEDIATRICS		1,058	54	5%	1,112
STEWART REFERENCE LABORATORY	1	611	499	45%	1,111
LPG COCONUT POINT		923	180	16%	1,103
XYZ LABORATORY	8	942	146	13%	1,096
GENEIQ		1,011	62	6%	1,073
AMERICAN FAMILY CARE PENSACOLA WEST		533	533	50%	1,066

# COVID-19: testing by laboratory

Data through Mar 27, 2021 verified as of Mar 28, 2021 at 09:25 AM

Data in this report are provisional and subject to change.

The numbers in the table below represent the number of Florida and non-Florida residents for whom test results were received by the Department of Health. A person can be tested by more than one laboratory and can have both positive and negative results. **Therefore, the sum of the numbers in each column will be larger than the total number of people tested.**

Reporting lab	Inconclusive	Negative	Positive	Percent positive	Total
PALM BEACH ATLANTIC UNIVERSITY		1,038	28	3%	1,066
CATALYST WALK IN CLINIC		844	219	21%	1,063
PRIMARY CARE OF THE TREASURE COAST		929	134	13%	1,063
RAINBOW RIVER MEDICAL LABORATORY		977	83	8%	1,060
HENDRY REGIONAL MEDICAL CENTER CLINICAL LABORATORY		809	248	23%	1,057
PEDIATRICS OF CENTRAL FLORIDA PA	20	975	53	5%	1,048
TYNDALL AIR FORCE BASE		838	209	20%	1,047
PROFESSIONAL HEALTH EXAMINERS		900	146	14%	1,046
GROWING TOGETHER PEDIATRICS LLC		982	60	6%	1,042
LENCO MEDICAL LABORATORY		970	52	5%	1,022
MINUTECLINIC, LLC DBA MINUTECLINIC #4717		970	42	4%	1,012
FISHERMENS HOSPITAL CLINICAL LAB		921	90	9%	1,011
VERITOR		850	157	16%	1,007
PHAROS HEALTH		756	246	25%	1,002
VRL EUROFINIS - DALLAS		987	13	1%	1,000
LAKELAND REGIONAL HEALTH - PWC/OB		36	954	96%	990
INTERLACHEN PEDIATRICS		947	36	4%	983
PENSACOLA PEDIATRICS	3	743	236	24%	982
WOODLANDS MEDICAL SPECIALISTS		719	262	27%	981
CAPE CANAVERAL HOSPITAL		696	278	29%	974
THE HEALTH CENTER OF PLANT CITY		883	76	8%	959
INTERLACHEN PEDIATRICS PA		906	42	4%	948
HISTOPATHOLOGY SERVICES, LLC		843	105	11%	948
NORTH FLORIDA PEDIATRICS PA - SUWANNEE	3	818	126	13%	947
EAST LAKE PEDIATRICS		819	120	13%	939
ENCOMPASS HEALTH		915	22	2%	937
HALIFAX MEDICAL CENTER-PORT ORANGE LAB		798	131	14%	929
ADVENTHEALTH EXPRESS CARE AT WALGREENS		810	118	13%	928
INTEGRITY LABORATORIES, LLC	4	756	165	18%	925
GENE TOX WORLDWIDE	60	736	125	14%	921
TACACHALE CLINICAL LABORATORY	1	868	49	5%	918
UNIVERSITY OF WEST FLORIDA STUDENT HEALTH SERVICES	1	791	125	14%	917
BAPTIST HEALTH - MD ANDERSON CANCER CENTER		908	5	1%	913
MOLECULAR TESTING LABS		850	62	7%	912
FAST TRACK URGENT CARE CENTER		4	899	100%	903
C.W. BILL YOUNG VA MEDICAL CENTER	1	21	881	98%	903
COVANCE CLINICAL RESEARCH UNIT INC		876	25	3%	901
LEE COUNTY EMERGENCY MEDICAL SERVICE	1	760	118	13%	879
NORTH FLORIDA PEDIATRICS PA	2	763	114	13%	879
CONSULATE HEALTH CARE OF NEW PORT RICHEY	2	748	125	14%	875
DEPARTMENT OF CLINICAL LABS	1	851	19	2%	871
NORTH OKALOOSA MEDICAL CENTER		532	337	39%	869
CVS HEALTH		675	183	21%	858
LOOP PEDIATRICS PA	3	721	130	15%	854
CHILDRENS MEDICAL ASSOCIATION		778	73	9%	851
NORTH SHORE LIJ URGENT CARE PC		799	49	6%	848

# COVID-19: testing by laboratory

Data through Mar 27, 2021 verified as of Mar 28, 2021 at 09:25 AM

Data in this report are provisional and subject to change.

The numbers in the table below represent the number of Florida and non-Florida residents for whom test results were received by the Department of Health. A person can be tested by more than one laboratory and can have both positive and negative results. **Therefore, the sum of the numbers in each column will be larger than the total number of people tested.**

Reporting lab	Inconclusive	Negative	Positive	Percent positive	Total
JACKSONVILLE BEACH PEDIATRIC CARE CENTER □		780	64	8%	844
COASTAL PHYSICIANS, LLC		681	160	19%	841
Point of Care Testing	1	119	713	86%	833
REDI MED LLC		669	160	19%	829
BREVARD HEALTH ALLIANCE		553	275	33%	828
DOCTOR'S MEMORIAL HOSPITAL		662	165	20%	827
FAMILY HEALTH CENTERS OF SWF LABS	2	730	94	11%	826
COLLIER URGENT CARE CENTERS CREEKSIDE		742	84	10%	826
SPEARHEAD MEDICAL		746	80	10%	826
CRUCIAL CARE EMERGENCY MEDICINE DOCTORS		658	163	20%	821
FLORIDA HOSPITAL ORLANDO		743	74	9%	817
ASAP LABS LLC	7	655	151	19%	813
24 HOUR PEDIATRIC CARE CENTER	4	749	58	7%	811
Tampa Lakes Health and Rehabilitation Center	2	736	73	9%	811
ASCENSION ST VINCENT'S - CLAY		775	35	4%	810
AUGUSTUS LABS LLC		663	140	17%	803
NCHMD, INC SOUTHEAST IMMEDIATE CARE		624	179	22%	803
PRIMARY CARE SERVICES AT INDIAN RIVER ESTATES		777	25	3%	802
NITE LITE PEDIATRICS		234	564	71%	798
VIERA HOSPITAL, INC		635	163	20%	798
MIDWAY SPECIALLY CARE CENTER		574	221	28%	795
SOLARIS HEALTHCARE CHARLOTTE HARBOR		747	48	6%	795
PRIMARY CARE SERVICES AT ST ANDREWS ESTATES		794			794
LIFE CARE CENTER OF NEW PORT RICHEY		754	37	5%	791
DYNIX DIAGNOSTICS	2	528	261	33%	791
NORTH FLORIDA MEDICAL GROUP		645	146	18%	791
GOLDEN GATE FAMILY CLINIC		332	458	58%	790
NONE		308	482	61%	790
LAB DOCTOR		691	94	12%	785
CALHOUN LIBERTY HOSPITAL		622	162	21%	784
FG RAPID RESULTS	5	470	308	39%	783
CARE ONE OF FLORIDA LLC		536	244	31%	780
PALM GARDEN OF PORT SAINT LUCIE		765	10	1%	775
CENTRAL FLORIDA HEALTH CARE INC		664	110	14%	774
ANY LAB TEST NOW	1	519	251	33%	771
DAIRY ROAD URGENT CARE	2	643	125	16%	770
VITAS HEALTHCARE CORPORATION OF FLA	1	763	5	1%	769
MACDILL AIR FORCE BASE		712	51	7%	763
VENICE REGIONAL BAYFRONT HEALTH (PULMONARY)		637	126	17%	763
EAST LAKE PEDIATRICS PA		688	72	9%	760
AMERICAN MEDICAL RESPONSE		751	8	1%	759
Victoria Nursing and Rehabilitation Center		706	53	7%	759
POINT WASHINGTON MEDICAL CLINIC	1	551	207	27%	759
PALACE NURSING HOME & REHAB CENTER		722	36	5%	758
SPRING HILL HEALTH AND REHABILITATION CENTER		728	25	3%	753
NORTHEAST FLORIDA NEUROLOGY CLINICS, INC		637	113	15%	750

# COVID-19: testing by laboratory

Data through Mar 27, 2021 verified as of Mar 28, 2021 at 09:25 AM

Data in this report are provisional and subject to change.

The numbers in the table below represent the number of Florida and non-Florida residents for whom test results were received by the Department of Health. A person can be tested by more than one laboratory and can have both positive and negative results. **Therefore, the sum of the numbers in each column will be larger than the total number of people tested.**

Reporting lab	Inconclusive	Negative	Positive	Percent positive	Total
WILLOWBROOKE COURT AT EDGEWATER POINTE ESTATES		735	9	1%	744
TELESCOPE HEALTH LLC	4	626	114	15%	744
PEBBLEBROOK PHARMACY	1	623	120	16%	744
SANTA ROSA MEDICAL GROUP		575	166	22%	741
CLINICAL PATHOLOGY LABS INC		664	73	10%	737
ORLANDO HEALTH AND REHAB CENTER		691	44	6%	735
KENDALL HEALTHCARE PROPERTIES DBA	2	705	27	4%	734
ADVENT HEALTH LAB - ORLANDO		434	299	41%	733
FLORIDA GULF COAST UNIVERSITY		545	187	26%	732
CYPRESS VILLAGE	1	703	25	3%	729
ETHOS WELLNESS PHARMACY		682	45	6%	727
GULF COAST VILLAGE		688	36	5%	724
FLAGLER COUNTY HEALTH DEPARTMENT	3	554	166	23%	723
EXPRESS PHARMACY		664	54	8%	718
DISNEY COVID TEST SITE		703	13	2%	716
Fernandina Beach Rehabilitation and Nursing Center	1	694	19	3%	714
BREVARD HEALTH ALLIANCE INC, THE		669	41	6%	710
SOUTHEAST ALABAMA MEDICAL CENT		654	56	8%	710
MAIN STREET MEDICAL CENTER		178	528	75%	706
GRAND COURT TAMPA		701	4	1%	705
Crestview Rehabilitation Center	5	568	129	18%	702
PHYSICIANS STAT LAB INC		616	86	12%	702
BOND AND STEELE CLINIC PA		494	202	29%	696
PREMIER MEDICAL LABORATORY SERVICES	2	468	225	32%	695
ADVENTHEALTH MEDICAL GROUP PROMPT CARE		498	194	28%	692
PALM GARDEN OF VERO BEACH		645	41	6%	686
NCH HEALTHCARE SYSTEM MICROBIOLOGY LAB		2	678	100%	680
MOORINGS PARK INSTITUTE, INC, THE		649	28	4%	677
MINI ER ADULT AND PEDIATRIC URGENT CARE		574	98	15%	672
MEDONE URGENT CARE CENTER		448	223	33%	671
FAMILY HEALTH CENTERS OF SOUTHWEST FLORIDA INC		592	79	12%	671
TREE HOUSE PEDIATRICS PLLC		603	67	10%	670
MEDICAL FP - WHOLE FAMILY HEALTH CENTER		549	120	18%	669
MOUNT SINAI LABORATORY		638	30	4%	668
BOCA GRANDE HEALTH CLINIC		635	33	5%	668
SUWANNEE HEALTH AND REHABILITATION CENTER		662	5	1%	667
LIFE CARE CENTER OF ORANGE PARK		635	32	5%	667
JOHN KNOX VILLAGE HEALTH CENTER		642	24	4%	666
GULF COAST MOLECULAR LABORATORIES	13	550	102	15%	665
LIFE CARE CENTER OF PENSACOLA		615	49	7%	664
ORANGE BLOSSOM FAMILY HEALTH		629	33	5%	662
ST JOHN'S NURSING CENTER		637	23	3%	660
AFC URGENT CARE CLEARWATER	1	169	488	74%	658
THE PRESERVE		646	10	2%	656
POINT OF CARE TESTING SITE		630	25	4%	655
MANOR PINES CONVALESCENT CENTER LLC	1	631	21	3%	653

# COVID-19: testing by laboratory

Data through Mar 27, 2021 verified as of Mar 28, 2021 at 09:25 AM

Data in this report are provisional and subject to change.

The numbers in the table below represent the number of Florida and non-Florida residents for whom test results were received by the Department of Health. A person can be tested by more than one laboratory and can have both positive and negative results. **Therefore, the sum of the numbers in each column will be larger than the total number of people tested.**

Reporting lab	Inconclusive	Negative	Positive	Percent positive	Total
BETHESDA HEALTH URGENT CARE		543	106	16%	649
MAVERICK LABS		460	188	29%	648
FORT MYERS INTERNAL MEDICINE, LLC		584	64	10%	648
VETERANS AFFAIRS MEDICAL CENTER	1	41	602	93%	644
MEDICAL CENTER OF DELTONA, INC		542	101	16%	643
CARITHERS PEDIATRIC GROUP		589	53	8%	642
MANOR CARE HEALTH SERVICES - FT MYERS		611	26	4%	637
LIFE CARE CENTER OF HILLIARD		615	22	3%	637
HOLMES REGIONAL MEDICAL CENTER		11	625	98%	636
CLEWISTON NURSING AND REHABILITATION CENTER		622	14	2%	636
BOND CLINIC PA PEDIATRICS DEPT		586	49	8%	635
MID-FLORIDA PATHOLOGY		474	158	25%	632
BUFFALO CROSSING HEALTHCARE & REHABILITATION CTR		614	15	2%	629
City Medical Of New Jersey, Pc		572	56	9%	628
WILLOW BROOKE COURT AT INDIAN RIVER ESTATES		584	44	7%	628
PEDIATRIC HEALTHCARE ALLIANCE		590	37	6%	627
GOLDEN GLADES NURSING & REHABILITATION CTR		609	17	3%	626
MEDONE URGENT CARE AT ST. AUGUSTINE		214	411	66%	625
PHYSICIANS PRIMARY CARE LAB	1	552	71	11%	624
WATSON THERAPEUTICS INC	1	592	28	5%	621
EDEN SPRINGS NURSING AND REHAB CENTER		511	110	18%	621
NATURE COAST MEDICAL GROUP		515	102	17%	617
VITAS HEALTHCARE CORP OF CENTRAL FL		589	25	4%	614
DIAMOND RIDGE HEALTH AND REHABILITATION		582	32	5%	614
CLINICAL ENTERPRISE, INC		592	21	3%	613
SEBASTIAN RIVER MEDICAL CENTER	2	441	170	28%	613
PEDIATRIC HEALTHCARE ALLIANCE PA		561	51	8%	612
HOLY CROSS HOSPITAL		12	598	98%	610
VETERANS AFFAIRS MEDICAL CENTER - JAMES A HALEY			608	100%	608
RESTORE HEALTH URGENT CARE		485	122	20%	607
BALDWIN PEDIATRICS	1	574	29	5%	604
CONSULATE HEALTHCARE OF VERO BEACH	14	506	83	14%	603
NSPIRE HEALTHCARE MIAMI LAKES	8	579	14	2%	601
NCH HEALTHCARE BONITA		467	134	22%	601
PATIENTS FIRST - MAHAN DRIVE		164	436	73%	600
EMERALD SHORES HEALTH AND REHABILITATION		502	97	16%	599
MAYFLOWER ASSISTED LIVING		592	6	1%	598
PENSACOLA PEDIATRICS PA - TIGER POINT	21	564	8	1%	593
BROOKDALE FORT MYERS CYPRESS LAKE		590	2	0%	592
J AND G MEDICAL GROUP LLC		486	105	18%	591
OCALA FAMILY MEDICAL CENTER INC	2	509	73	13%	584
HMA SANTA ROSA MEDICAL CENTER LLC DBA		462	122	21%	584
SHORELINE PHYSICIAN GROUP		364	219	38%	583
BALDOMERO LOPEZ STATE VETERANS NURSING HOME	2	574	4	1%	580
SABAL PALMS HEALTH AND REHAB		528	52	9%	580
THERADOC		152	425	74%	577



# COVID-19: testing by laboratory

Data through Mar 27, 2021 verified as of Mar 28, 2021 at 09:25 AM

Data in this report are provisional and subject to change.

The numbers in the table below represent the number of Florida and non-Florida residents for whom test results were received by the Department of Health. A person can be tested by more than one laboratory and can have both positive and negative results. **Therefore, the sum of the numbers in each column will be larger than the total number of people tested.**

Reporting lab	Inconclusive	Negative	Positive	Percent positive	Total
CLIFFORD CHESTER SIMS STATE VETERANS		565	12	2%	577
DAVITA LABORATORY		471	104	18%	575
PALM GARDEN OF TAMPA		546	29	5%	575
CONTINENTAL CLINICAL RESEARCH, LLC		523	50	9%	573
TENNESSEE DOH - NASHVILLE	2	504	66	12%	572
MEDICAL VB		451	121	21%	572
SOLARIS HEALTHCARE LAKE CITY		471	100	18%	571
WHITE-WILSON MEDICAL CENTER - FORT WALTON BEACH		550	21	4%	571
EXPRESS URGENT CARE LLC		1	567	100%	568
PIONEER CLINICAL LAB LLC		463	105	18%	568
Plantation Bay Rehabilitation Center		542	24	4%	566
CHILDRENS CLINIC WEST FLORIDA PEDIATRICS		517	47	8%	564
PREMIER MEDICAL CENTER LLC	11	523	28	5%	562
ECCOLAB GROUP	1	148	413	73%	562
PALM GARDEN OF CLEARWATER		543	18	3%	561
MANOR CARE NURSING CENTER OF SARASOTA FL LLC		472	87	16%	559
BAPTIST PRIMARY CARE	2	448	108	19%	558
DASCENA, INC	3	495	59	11%	557
CHILDRENS MEDICAL ASSOCIATION PA		495	60	11%	555
HEARTLAND PEDIATRICS OF LAKE WALES		499	55	10%	554
AMERICA'S PHARMACY LLC		491	63	11%	554
HARBOUR HEALTH CENTER		537	16	3%	553
NORTH FL SOUTH GA HCS-LAKE CITY		543	10	2%	553
The Sands at South Beach		548	4	1%	552
RAINBOW PEDIATRIC CENTER PA		516	36	7%	552
NEMOURS CHILDERN'S HOSPITAL		453	98	18%	551
VALENCIA HILLS HEALTH AND REHABILITATION CENTER		536	13	2%	549
VILLA MARIA NURSING & REHAB CENTER INC	1	534	14	3%	549
Signature HealthCare Center of Waterford		516	32	6%	548
VITAE DIAGNOSTICS		534	13	2%	547
PALMETTO FAMILY HEALTHCARE	1	351	194	36%	546
NCF DIAGNOSTICS & DNA TECHNOLOGIES	15	213	318	58%	546
VETERANS AFFAIRS MEDICAL CENTER - GAINESVILLE		3	541	99%	544
COASTAL URGENT CARE		428	116	21%	544
DOCTORS CENTER,THE		432	111	20%	543
SHORE ACRES CARE CENTER		507	36	7%	543
VETERANS AFFAIRS MEDICAL CENTER - BAY PINES		18	524	97%	542
FOUNTAIN MANOR HEALTH AND REHAB CENTER	1	520	20	4%	541
SEMINOLE NURSING PAVILION		532	8	1%	540
PALM GARDEN OF JACKSONVILLE	2	455	80	15%	537
CLARITY LABS		464	70	13%	534
RICARDO NAVARRO DO PA		459	73	14%	532
DOH - INDIAN RIVER		450	81	15%	531
MED FAST URGENT CARE CENTER		260	268	51%	528
MEDICAL CENTER CLINIC-IMMEDIATE CARE	1	423	104	20%	528
FLORIDA DEPARTMENT OF HEALTH IN CALHOUN COUNTY		398	129	24%	527



# COVID-19: testing by laboratory

Data through Mar 27, 2021 verified as of Mar 28, 2021 at 09:25 AM

Data in this report are provisional and subject to change.

The numbers in the table below represent the number of Florida and non-Florida residents for whom test results were received by the Department of Health. A person can be tested by more than one laboratory and can have both positive and negative results. **Therefore, the sum of the numbers in each column will be larger than the total number of people tested.**

Reporting lab	Inconclusive	Negative	Positive	Percent positive	Total
MICHAEL A MIDDLETON MD PA		501	25	5%	526
NEW YORK HOSPITAL LABORATORIES	1	510	12	2%	523
MEMORIAL PEMBROKE 24/7 CARE CENTER		400	122	23%	522
JACKSON MEMORIAL PERDUE MEDICAL CENTER		495	26	5%	521
UNIVERSITY OF TAMPA INC, THE		507	12	2%	519
DXTERITY DIAGNOSTICS	2	483	33	6%	518
SIGNATURE HEALTHCARE OF BROOKWOOD GARDENS		510	6	1%	516
ARCPPOINTS LABS		450	66	13%	516
The Manor at Blue Water Bay		456	60	12%	516
HOPE HOSPICE AND COMMUNITY SERVICES INC	14	483	19	4%	516
BHA CENTRAL COUNTY CLINIC		449	64	12%	513
MEDFAST URGENT CARE CENTERS		231	281	55%	512
WEST GABLES HEALTH CARE CENTER		502	10	2%	512
FLORIDA DEPARTMENT OF HEALTH CLAY COUNTY	1	413	98	19%	512
RIVER GARDEN HEBREW HOME FOR THE AGED		456	55	11%	511
THE PALACE AT HOMESTEAD	1	490	20	4%	511
FIRST CHOICE PEDIATRICS		413	98	19%	511
AFC URGENT CARE FAMILY CARE			510	100%	510
Southern Oaks Care Center	1	472	37	7%	510
JACKSON MEMORIAL LONG TERM CARE CENTER		481	27	5%	508
ENZO CLINICAL LABS INC	3	480	25	5%	508
MANOR OAKS NURSING & REHAB CENTER	5	499	2	0%	506
INTERNAL MEDICINE & PEDIATRICS OF TAMPA BAY PA		436	70	14%	506
ST CLOUD REGIONAL MEDICAL CENTER CLINICAL LAB		394	111	22%	505
Good Samaritan Society Kissimmee Village		438	65	13%	503
RUSKIN HEALTH CENTER		299	203	40%	502
WHITE WILSON MEDICAL CENTER PA - NAVARRE		385	117	23%	502
HEALTH CENTER AT BRENTWOOD	1	455	45	9%	501
QUOTIENT SCIENCES		486	14	3%	500
BROWARD PARTNERSHIP	6	486	8	2%	500
HILLCREST HEALTH CARE & REHABILITATION CENTER	3	481	15	3%	499
CLINICAL PATHOLOGY LABS		388	111	22%	499
CITRUS NURSING CENTER LLC		451	46	9%	497
FLORIDA HOSPITAL WAUCHULA		361	136	27%	497
STEWART SEBASTIAN RIVER MEDICAL CENTER		439	56	11%	495
CARENOW	2	277	212	43%	491
ASCEND CLINICAL	5	415	71	14%	491
AFC URGENT CARE SEMINOLE			491	100%	491
SANDBAY URGENT CARE		396	95	19%	491
AFC URGENT CARE TYRONE		2	489	100%	491
NAPLES CHILDREN'S URGENT CARE		434	56	11%	490
SUSANNA WESLEY HEALTH CENTER		453	36	7%	489
MILLER BIOCONNECT		441	47	10%	488
MANOR AT CARPENTERS		456	32	7%	488
FLOMEDILAB		259	228	47%	487
FLO-MEDILAB SERVICES LLC		193	292	60%	485

# COVID-19: testing by laboratory

Data through Mar 27, 2021 verified as of Mar 28, 2021 at 09:25 AM

Data in this report are provisional and subject to change.

The numbers in the table below represent the number of Florida and non-Florida residents for whom test results were received by the Department of Health. A person can be tested by more than one laboratory and can have both positive and negative results. **Therefore, the sum of the numbers in each column will be larger than the total number of people tested.**

Reporting lab	Inconclusive	Negative	Positive	Percent positive	Total
ORLANDO HEALTH CENTER FOR REHABILITATION		470	14	3%	484
PARKLANDS FACILITY INC	4	438	42	9%	484
HERON POINTE HEALTH AND REHABILITATION	1	478	3	1%	482
BENTON PEDIATRICS INC		434	48	10%	482
ALTAMONTE MD		297	185	38%	482
MINUTECLINIC LLC, #10357		479	2	0%	481
LIFEBRITE	2	273	206	43%	481
NORTH FLORIDA RETIREMENT VILLAGE		479	2	0%	481
PALM GARDEN OF ORLANDO		446	33	7%	479
LAUDERDALE NURSING CENTER LLC	1	458	19	4%	478
HARTS HARBOR HEALTH CARE CENTER		457	21	4%	478
MOBILE MEDICAL ASSOCIATES PL	17	408	52	11%	477
Quest Diag Unspecifd	1	319	157	33%	477
FLORIDA HOSPITAL MEDICAL GROUP		280	196	41%	476
PW WINDERMERE SUBTENANT LLC		474	2	0%	476
Colonial Lakes Health Care		431	43	9%	474
NAVAL HOSPITAL - JACKSONVILLE		137	336	71%	473
PALM GARDEN OF OCALA		374	98	21%	472
LIFE CARE CENTER OF PALM BAY□		444	27	6%	471
NURSING PLUS OF BROWARD LLC	1	451	19	4%	471
SOLARIS HEALTHCARE OSCEOLA		447	24	5%	471
LITTLE PINE PEDIATRICS PLLC	3	409	58	12%	470
BERNHARDT LABORATORIES	1	404	64	14%	469
DBI HEALTH INC		454	15	3%	469
Palm Garden of Largo		464	4	1%	468
Cypress Cove Care Center		367	100	21%	467
SUNSHINE URGENT CARE LLC		318	148	32%	466
AFC URGENT CARE		116	350	75%	466
CARE ONE OF FLORIDA	1	318	146	31%	465
BROOKDALE PALMER RANCH	1	406	57	12%	464
CONSULATE HEALTH CARE OF BAYONET POINT	4	453	7	2%	464
ELLENTON PEDIATRICS		444	18	4%	462
THE PALACE MANAGEMENT - THE PALACE AT CORAL GABLES		458	3	1%	461
NEW YORK PRESBYTERIAN - CUMC CLINICAL		441	18	4%	459
VITAS LUTHERAN TOWERS INPATIENT PROGRAM		394	64	14%	458
HOSPICE OF THE FLORIDA SUNCOAST,THE		454	3	1%	457
MEDSCAN LABORATORY INC	1	242	214	47%	457
PALM GARDEN OF WINTER HAVEN	3	438	16	4%	457
ANCIENT CITY PEDIATRICS	1	438	17	4%	456
Williston Care Center		395	61	13%	456
CLARIDGE HOUSE NURSING CENTER		437	18	4%	455
MINUTE CLINIC INCORPORATE		434	21	5%	455
NEW PLANT CITY FAMILY CARE	1	247	207	45%	455
ABBAY DELRAY		449	6	1%	455
ADVENTHEALTH EXPRESS CARE AT WALGREENS 49TH STREET		388	67	15%	455
Q ANSWER LAB	1	392	59	13%	452

# COVID-19: testing by laboratory

Data through Mar 27, 2021 verified as of Mar 28, 2021 at 09:25 AM

Data in this report are provisional and subject to change.

The numbers in the table below represent the number of Florida and non-Florida residents for whom test results were received by the Department of Health. A person can be tested by more than one laboratory and can have both positive and negative results. **Therefore, the sum of the numbers in each column will be larger than the total number of people tested.**

Reporting lab	Inconclusive	Negative	Positive	Percent positive	Total
WELL-BEING MEDICAL CENTER PLLC		411	41	9%	452
FHMG FLORIDA HOSPITAL MEDICAL GROUP		413	39	9%	452
Solaris HealthCare Windermere		419	32	7%	451
MAGNOLIA FAMILY URGENT CARE		408	43	10%	451
ADVENT HEALTH - DELTONA ER		376	75	17%	451
MEDIPATH		29	420	94%	449
Ocala Health and Rehabilitation Center		426	21	5%	447
GANDY CROSSING CARE CENTER	1	429	15	3%	445
DIAMOND RIDGE HEALTH AND REHABILITATION CENTER		422	22	5%	444
BROOKSVILLE HEALTHCARE CENTER LLC		431	13	3%	444
Solaris Healthcare Daytona	2	394	47	11%	443
GOOD SAMARITAN CENTER		440	3	1%	443
SMA SPECIALTY MEDICAL LAB		120	323	73%	443
STARKE FAMILY MEDICAL CENTER		353	89	20%	442
NORTH FLORIDA REHABILITATION & SPECIALTY CARE		436	6	1%	442
HEALTHY STEPS PEDIATRICS		394	47	11%	441
ARTHREX MEDICAL CENTER	1	329	110	25%	440
EPN URGENT CARE		83	357	81%	440
EMERITUS AT NAPLES	2	437	1	0%	440
ADDINGTON PLACE AT WELLINGTON GREEN		427	9	2%	436
PRO HEALTH		188	248	57%	436
ST ANDREWS BAY SKILLED NURSING &		374	61	14%	435
SOUTHERN LABORATORY SERVICES OF NWF		400	34	8%	434
Darcy Hall Of Life Care		420	13	3%	433
APP-UNIPATH, LLC	2	416	15	3%	433
Santa Rosa Center for Rehabilitation and Healing		362	71	16%	433
AVECINA MEDICAL JULINGTON	1	240	189	44%	430
FLORIDA DEPT OF HEALTH IN BREVARD COUNTY	3	364	63	15%	430
VITAS HEALTHCARE CORPORATION		424	5	1%	429
TIDEWELL HOSPICE INC	2	419	7	2%	428
MEMPHIS PATHOLOGY LABORATORY	4	403	20	5%	427
ORLANDO VA MEDICAL CENTER			427	100%	427
ABBOTT DIAGNOSTICS		408	18	4%	426
SOLARIS HEALTHCARE MERRITT ISLAND		384	41	10%	425
ADVENTHEALTH MEDICAL GROUP PROMPT CAR	1	304	119	28%	424
ROLLINS COLLEGE WELLNESS CENTER		130	293	69%	423
ASSOCIATESMD MEDICAL GROUP INC		362	60	14%	422
LEHIGH REGIONAL MEDICAL CENTER LAB	2	372	47	11%	421
Bardmoor Oaks Healthcare and Rehabilitation Center		410	11	3%	421
GARCIA CLINICAL LABORATORY		28	392	93%	420
INDIAN RIVER CTR, LLC		370	50	12%	420
BRISTOL AT TAMPA, THE	4	408	8	2%	420
AMEERAH LABS, LLC	2	334	83	20%	419
Manatee Springs Rehabilitation and Nursing Center		399	20	5%	419
PINES OF SARASOTA		412	5	1%	417
CLERMONT HEALTH AND REHABILITATION CENTER		384	32	8%	416

# COVID-19: testing by laboratory

Data through Mar 27, 2021 verified as of Mar 28, 2021 at 09:25 AM

Data in this report are provisional and subject to change.

The numbers in the table below represent the number of Florida and non-Florida residents for whom test results were received by the Department of Health. A person can be tested by more than one laboratory and can have both positive and negative results. **Therefore, the sum of the numbers in each column will be larger than the total number of people tested.**

Reporting lab	Inconclusive	Negative	Positive	Percent positive	Total
Destin Healthcare and Rehabilitation Center	1	373	40	10%	414
ORCHARD PARK HEALTH & REHABILITATION		408	5	1%	413
PORT SAINT LUCIE HOSPITAL		403	9	2%	412
SOLARIS HEALTHCARE BAYONET POINT		393	17	4%	410
MINUTECLINIC LLC #3671		366	44	11%	410
WATERMARK LAKE POINTE WOODS LLC		391	18	4%	409
QUALITOX LABORATORIES		231	178	44%	409
FLORIDA DEPARTMENT OF HEALTH		360	49	12%	409
Timberridge Center for Rehabilitation and Healing		374	34	8%	408
MOOSEHAVEN HEALTH CENTER		370	38	9%	408
BAPTIST PRIMARY CARE, INC		379	28	7%	407
TREASURE COAST COMMUNITY HEALTH	3	337	66	16%	406
THE SPRINGS AT BOCA CIEGA BAY		394	11	3%	405
TIDE LABORATORIES		362	43	11%	405
PEDIATRICS BY THE SEA		388	17	4%	405
UNIVERSITY OF TAMPA STUDENT HEALTH AND SHC CLINICAL LABORATORY		249	156	39%	405
KINDRED HOSPITAL	10	377	18	4%	405
TRI-COUNTY NURSING AND REHABILITATION CENTER INC		389	15	4%	404
FLORIDA DEPARTMENT OF HEALTH IN LIBERTY COUNTY	3	305	96	24%	404
Consulate Health Care of North Fort Myers		390	12	3%	402
FLORIDA HOSPITAL HEARTLAND MED CTR LAKE PLACID		305	97	24%	402
E-LAB OF FLORIDA		363	38	9%	401
PRINCIPLE LABORATORY	7	386	7	2%	400
Life Care Center of Punta Gorda	1	386	13	3%	400
CHAUTAUQUA REHABILITATION AND NURSING CENTER		389	10	3%	399
BONIFAY NURSING AND REHAB CENTER		369	30	8%	399
ADVENTHEALTH EXPRESS CARE AT		326	72	18%	398
SUNLAND MARIANNA COX MEDICAL CENTER		354	43	11%	397
HEALTHWORKS MED GROUP OF FLORIDA PA	3	386	8	2%	397
FAMILY CARE PARTNERS OF NORTHEAST FLORIDA LLC		323	74	19%	397
BLOUNTSTOWN REHABILITATION CENTER LLC		290	106	27%	396
AYERS HEALTH & REHABILITATION CENTER		388	7	2%	395
Bayside Care Center	1	374	20	5%	395
MINI ER AND URGENT CARE		289	105	27%	394
VILLAGE DOCTORS OF KEYSTONE		312	81	21%	393
DIAGNOSTIC & CLINICAL CARE SERVICES INC DBA		316	77	20%	393
LIFE CARE CENTER OF WINTER HAVEN		374	18	5%	392
LIFE CARE PONTE VEDRA INC		382	9	2%	391
DIGNITY HEALING, LLC		374	15	4%	389
BARBER		13	376	97%	389
PALMS OF SEBRING		354	34	9%	388
ST PETERSBURG PEDIATRICS-PARK BLVD		353	34	9%	387
NATIONS BEST FAMILY HEALTH CARE		205	179	47%	384
PruittHealth Panama City	1	319	64	17%	384
UR MEDICINE LABS- CENTRAL LABORATORY		359	24	6%	383
PALM GARDEN OF WEST PALM BEACH	4	363	15	4%	382

# COVID-19: testing by laboratory

Data through Mar 27, 2021 verified as of Mar 28, 2021 at 09:25 AM

Data in this report are provisional and subject to change.

The numbers in the table below represent the number of Florida and non-Florida residents for whom test results were received by the Department of Health. A person can be tested by more than one laboratory and can have both positive and negative results. **Therefore, the sum of the numbers in each column will be larger than the total number of people tested.**

Reporting lab	Inconclusive	Negative	Positive	Percent positive	Total
SEASIDE HEALTH AND REHABILITATION CENTER		324	58	15%	382
MEDLAB DIAGNOSTICS, LLC		353	29	8%	382
BROOKDALE PADDOCK HILLS	2	377	2	1%	381
PEDIATRIC ASSOCIATES OF OCALA PA		349	32	8%	381
AVANTE AT OCALA INC	2	347	31	8%	380
PLANT CITY PEDIATRICS	1	305	73	19%	379
BARTON HEALTH ALLIANCE	3	331	45	12%	379
SERENADES IN THE VILLAGES		325	53	14%	378
BAYA PHARMACY WEST		8	368	98%	376
SPECIALTY HEALTH AND REHABILITATION CENTER		350	25	7%	375
FAIR HAVENS CENTER, OPCO		367	7	2%	374
TRINITY REGIONAL REHAB CENTER		359	15	4%	374
ACCESS MEDICAL CENTER	1	344	29	8%	374
Stacey Health Care Centers Inc. dba Riverside Care Center		344	30	8%	374
MANOR CARE OF BOYNTON BEACH LLC		349	24	6%	373
Life Care Center of Ocala		304	69	18%	373
FLORIDA HEART & VASCULAR MULTISPECIALTY GROUP PA		275	98	26%	373
FAMILY EXPRESS URGENT CARE		5	367	99%	372
ST PETERSBURG PEDIATRICS-SEMINOLE BLVD		306	66	18%	372
HENDRY REGIONAL MEDICAL CENTER		107	265	71%	372
URGENT CARE BETHESDA	1	318	52	14%	371
BROOKDALE LAKE TAVARES		365	6	2%	371
WELL HEALTH WORKS	1	329	41	11%	371
SEA BREEZE REHAB AND NURSING CENTER		361	9	2%	370
HARDEE MANOR HEALTH CARE CENTER	1	366	3	1%	370
UNIVERSITY OF CENTRAL FLORIDA HEALTH SERVICES		361	8	2%	369
INFORM DIAGNOSTICS		360	9	2%	369
ADVENT HEALTH - TAMPA		148	220	60%	368
HCSO OCCUPATIONAL HEALTH AND WELLNESS CENTER		291	76	21%	367
TRENTON MEDICAL CENTER INC DBA PALMS MEDICAL GROUP	4	270	93	25%	367
SIGNATURE HEALTHCARE OF NORTH FLORIDA		362	4	1%	366
ADVENT HEALTH - WESTCHASE ER		316	50	14%	366
HEALTH PARK CARE CENTER		362	4	1%	366
solaris Healthcare Parkway	2	345	17	5%	364
AMBULATORY SURGERY CENTER OF BOCA RATON LTD		360	4	1%	364
VETERANS AFFAIRS MEDICAL CENTER - LAKE CITY		52	312	86%	364
HEALTH CENTRAL PARK		297	66	18%	363
ORCHARD RIDGE CARE AND REHABILITATION CENTER		343	19	5%	362
ONESTOP MEDICAL AND URGENT CARE LLC		312	47	13%	359
HAINES CITY REHABILITATION AND NURSING CENTER		334	24	7%	358
SANFORD LABORATORIES		332	26	7%	358
VILLAGE DOCTORS FAMILY MEDICAL CENTER OF		294	64	18%	358
Bay Breeze Senior Living and Rehabilitation Center		304	53	15%	357
SUN COUNTRY PEDIATRICS PLLC	9	317	31	9%	357
SABAL DIRECT PRIMARY CARE, PA		296	61	17%	357
HARDEE COUNTY HEALTH DEPARTMENT		286	70	20%	356

# COVID-19: testing by laboratory

Data through Mar 27, 2021 verified as of Mar 28, 2021 at 09:25 AM

Data in this report are provisional and subject to change.

The numbers in the table below represent the number of Florida and non-Florida residents for whom test results were received by the Department of Health. A person can be tested by more than one laboratory and can have both positive and negative results. **Therefore, the sum of the numbers in each column will be larger than the total number of people tested.**

Reporting lab	Inconclusive	Negative	Positive	Percent positive	Total
WHITE-WILSON MEDICAL CENTER - NICEVILLE		315	40	11%	355
ADVENT HEALTH - TIMBERRIDGE ER		301	54	15%	355
AVANTE AT MT DORA		347	7	2%	354
ATLANTIC SHORES NURSING AND REHAB CENTER	1	343	10	3%	354
TUSKAWILLA NURSING AND REHAB CENTER	2	345	7	2%	354
MY CLINICAL LAB		224	129	37%	353
TAMARAC REHABILITATION & HEALTH CENTER		349	4	1%	353
MANORCARE HEALTH SERVICES - VENICE		298	55	16%	353
MEDFAST URGENT CARE CENTER		122	230	65%	352
Palmetto Subacute Care Center		341	11	3%	352
HOLISTIX TREATMENT CENTERS		342	10	3%	352
URGENT CARE EXPRESS LLC		41	311	88%	352
Parkview Rehabilitation Center at Winter Park		342	10	3%	352
VILLAGE AT VIENNA SQUARE,THE	6	329	17	5%	352
BRIDGEWATER PARK HEALTH AND REHAB		322	30	9%	352
BAYSHORE DIAGNOSTICS		310	41	12%	351
CORAL BAY HEALTHCARE AND REHABILITATION	1	338	12	3%	351
OCEAN VIEW NURSING AND REHAB CENTER		334	17	5%	351
BAY VILLAGE OF SARASOTA INC		346	3	1%	349
COLOR GENOMICS, INC.	2	341	6	2%	349
WALGREENS 3173		319	30	9%	349
Marshall Health and Rehabilitation Center		300	49	14%	349
EXCEL PEDIATRICS		294	52	15%	346
HEALTH DESIGNS		332	14	4%	346
FL HUD DESTIN, LLC D/B/A GRAND BOULEVARD HEALTH		306	39	11%	345
ARCPPOINT LABS OF SARASOTA MANATEE		266	79	23%	345
USAFSAM/PHE		174	170	49%	344
FAIRWAY OAKS CENTER LLC	6	330	6	2%	342
SPRINGTREE REHAB & HEALTH CARE CENTER		318	24	7%	342
CORAL TRACE HEALTH CARE	2	335	5	1%	342
ADVENT HEALTH CENTRA CARE - PALM COAST		80	261	77%	341
JAMES A HALEY VETERANS HOSPITAL			340	100%	340
CRONOS CLINICAL LABORATORY	22	227	91	27%	340
SAMANTHA WILSON CARE CENTER	4	325	10	3%	339
SELECT REFERENCE LABORATORIES, LLC	1	326	12	4%	339
MEDICAL CENTER AT OCEAN REEF,THE		321	17	5%	338
Coastal Health and Rehabilitation Center		327	11	3%	338
AVANTE AT LEESBURG INC		335	2	1%	337
AZALEA TRACE PHYSICIAN SERVICES		332	4	1%	336
KISSIMMEE FACILITY OPERATIONS LLC		311	24	7%	335
BAPTIST PRIMARY CARE INC	1	309	25	7%	335
PENSACOLA PEDIATRICS, PA		318	17	5%	335
AVENTURA REHAB AND NURSING CENTER		319	15	4%	334
ELMHURST HOSPITAL CENTER	1	305	28	8%	334
NORTH PINELLAS STATMED QUICK QUALITY CLINICS		236	97	29%	333
FLORIDA HEALTH CARE PLANS			333	100%	333

# COVID-19: testing by laboratory

Data through Mar 27, 2021 verified as of Mar 28, 2021 at 09:25 AM

Data in this report are provisional and subject to change.

The numbers in the table below represent the number of Florida and non-Florida residents for whom test results were received by the Department of Health. A person can be tested by more than one laboratory and can have both positive and negative results. **Therefore, the sum of the numbers in each column will be larger than the total number of people tested.**

Reporting lab	Inconclusive	Negative	Positive	Percent positive	Total
EMERALD COAST PEDIATRICS & ADOL		298	35	11%	333
24/7 PEDIATRIC CARE CENTERS INC		312	20	6%	332
LAKE EUSTIS HEALTH AND REHABILITATION CENTER		323	8	2%	331
ELMCROFT PINECREST	1	307	23	7%	331
HOLIDAY CVS LLC DBA CVS/PHARMACY #0440		319	11	3%	330
Life Care Center at Wells Crossing		309	21	6%	330
Life Care Center at Inverrary		321	9	3%	330
MIDWAY SPECIALTY CARE CENTER	3	213	114	35%	330
PEDIATRIC HEALTH CARE ALLIANCE, PA		295	34	10%	329
ROSEWOOD HEALTH AND REHABILITATION CENTER		306	21	6%	327
ENCOMPASS HEALTH REHABILITATION HOSPITAL OF SUNRISE	8	313	6	2%	327
SOUTHWEST ORLANDO FAMILY MEDICINE, PL		273	53	16%	326
SILVER CREEK SENIOR LIVING COMMUNITY		321	5	2%	326
RIVERS FAMILY MEDICINE PA		245	81	25%	326
OKEECHOBEE COUNTY HEALTH DEPT	1	231	93	29%	325
COMMUNITY HEALTH AND REHABILITATION CENTER		263	62	19%	325
PIONEER CLINICAL LAB, LLC		212	113	35%	325
LabCorp (Non-Interfaced)	1	127	196	60%	324
ESTERO ISLAND MEDICAL CENTER		257	67	21%	324
ARGO SENIOR LIVING AT HAVERHILL		303	20	6%	323
PALM BEACH PEDIATRICS PA	2	282	39	12%	323
PALMS REHABILITATION AND HEALTHCARE CENTER		284	38	12%	322
DELTONA HEALTH CARE		298	24	7%	322
KENNEDY PAIN CLINIC GROUP LLC		289	33	10%	322
The Care Center at Pinellas Park	1	312	8	2%	321
BEAR CREEK NURSING CENTER		316	5	2%	321
TAVARES PEDIATRICS		269	51	16%	320
JACKSON PLAZA NURSING & REHAB CENTER	6	306	7	2%	319
PruittHealth Santa Rosa		225	94	29%	319
GOOD SAMARITAN SOCIETY-DAYTONA		298	21	7%	319
KEY WEST HEALTH AND REHAB	1	309	8	3%	318
Solaris Healthcare Lake Bennet		282	36	11%	318
BIOCEPT		296	22	7%	318
LASER & SURGERY CENTER OF THE PALM BEACHES		315	2	1%	317
REHABILITATION CENTER OF LAKE CITY, THE		288	28	9%	316
PHYSICIANS REGIONAL WALK-IN		190	126	40%	316
MY HEALTHY BLUEPRINT BY BAPTIST HEALTH CARE		263	52	17%	315
ADVANCED AMBULATORY SURGERY CENTER		302	13	4%	315
EPWORTH VILLAGE RETIREMENT COMMUNITY		309	6	2%	315
MEDEXPRESS LUTZ		3	311	99%	314
ST LUCIE EMPLOYEE HEALTH & WELLNESS CENTER		308	6	2%	314
Avante at Inverness		311	3	1%	314
GENESIS MEDICAL LABORATORY MIAMI FL.		83	230	73%	313
JACKSONVILLE KIDS PEDIATRICS, PLLC		278	35	11%	313
AVELLINO LAB USA, INC	1	299	12	4%	312
FAMILY CARE PARTNERS OF NE FLORIDA LLC		240	72	23%	312

# COVID-19: testing by laboratory

Data through Mar 27, 2021 verified as of Mar 28, 2021 at 09:25 AM

Data in this report are provisional and subject to change.

The numbers in the table below represent the number of Florida and non-Florida residents for whom test results were received by the Department of Health. A person can be tested by more than one laboratory and can have both positive and negative results. **Therefore, the sum of the numbers in each column will be larger than the total number of people tested.**

Reporting lab	Inconclusive	Negative	Positive	Percent positive	Total
Life Care Center of Sarasota		298	13	4%	311
REGENTS PARK OF BOCA RATON		308	3	1%	311
ROSEN MEDICAL CENTER		270	41	13%	311
SIGNATURE HEALTHCARE AT THE COURTYARD		264	47	15%	311
FRICKS PHARMACY		247	63	20%	310
AMERICAN FINNISH NURSING HOME	2	300	8	3%	310
Heartland Healthcare of Ft. Myers	1	308	1	0%	310
HOLLEY NAVARRE MEDICAL CLINIC		231	78	25%	309
ST CATHERINE'S WEST REHABILITATION HOSPITAL		296	13	4%	309
ST JUDE CHILDREN'S RESEARCH HOSPITAL		293	15	5%	308
HEATHER HILL HEALTHCARE CENTER		260	46	15%	306
ST JAMES HEALTH AND REHABILITATION CENTER		220	85	28%	305
LUTHERAN HAVEN		296	9	3%	305
Solaris Healthcare Coconut Creek		299	6	2%	305
SAINTS 120 LLC	1	270	34	11%	305
LAKELAND REGIONAL HEALTH SYSTEMS INC		39	266	87%	305
CLARE BRIDGE ORMOND BEACH	1	303			304
DEPARTMENT OF HEALTH BUREAU OF FAMILY		297	6	2%	303
HOMESTEAD MANOR	2	260	41	14%	303
MANORCARE AT LELY PALMS		297	5	2%	302
CHURCH OF SCIENTOLOGY FLAG SERVICE ORGANIZATION		299	3	1%	302
CHEEK AND SCOTT DRUGS INC		251	51	17%	302
MANOR CARE OF NAPLES FL LLC		297	3	1%	300
BOCA BIOLISTICS REFERENCE LABORATORY	2	185	112	37%	299
LA MER NH LLC		294	5	2%	299
WIMAUMA COMMUNITY HEALTH CENTER		242	57	19%	299
BUENA VISTA URGENT CARE		264	33	11%	297
OSPREY LODGE		238	59	20%	297
LAKE PARK OF MADISON		285	11	4%	296
CROSS POINTE CARE CENTER	2	288	6	2%	296
BROOKDALE DESTIN		284	12	4%	296
TALLAHASSEE NHHI LLC	1	267	27	9%	295
HUNT CLUB PEDIATRIC ASSOCIATES, P.A.		254	41	14%	295
BAY COUNTY SHERIFFS OFFICE JAIL FACILITY		249	45	15%	294
CONSULATE HEALTH CARE OF SAFETY HARBOR		286	7	2%	293
NORTHWEST MEDICAL CENTER CLINICAL LABORATORY		175	118	40%	293
LONGWOOD FAMILY PRACTICE		224	69	24%	293
The Grove Health and Rehabilitation		270	23	8%	293
Avante at Orlando	1	286	6	2%	293
DAYTONA BEACH HEALTH AND REHAB CENTER		290	2	1%	292
SILVERCREST HEALTH AND REHABILITATION CENTER	3	280	8	3%	291
Avante at St Cloud, Inc.		283	8	3%	291
BIOIQ		243	48	16%	291
ARCPPOINT LABS OF ST PETERSBURG		205	85	29%	290
PEDIATRICS IN BREVARD PA		236	53	18%	289
AMERICAN HEALTH ASSOCIATES INC	1	270	18	6%	289



# COVID-19: testing by laboratory

Data through Mar 27, 2021 verified as of Mar 28, 2021 at 09:25 AM

Data in this report are provisional and subject to change.

The numbers in the table below represent the number of Florida and non-Florida residents for whom test results were received by the Department of Health. A person can be tested by more than one laboratory and can have both positive and negative results. **Therefore, the sum of the numbers in each column will be larger than the total number of people tested.**

Reporting lab	Inconclusive	Negative	Positive	Percent positive	Total
AVON PARK PEDIATRICS INC	3	259	27	9%	289
AUBURN UNIVERSITY MEDICAL CLINIC		227	62	21%	289
PALM GARDEN OF GAINESVILLE	2	285	2	1%	289
LODGE HEALTH AND REHABILITATION CENTER, THE		256	32	11%	288
RULEME CENTER	2	260	26	9%	288
ACCURATE DIAGNOSTIC LABS, INC		270	17	6%	287
HOSPICE OF LAKE & SUMTER INC	1	280	6	2%	287
FLORIDA KEYS PEDIATRICS & ADOLESCENT CENTER		271	16	6%	287
TIERRA PINES CENTER		274	12	4%	286
FLETCHER HEALTH AND REHABILITATION CENTER		284	1	0%	285
DOCTORS MEMORIAL HOSPITAL		155	130	46%	285
W FRANK WELLS NURSING HOME		255	28	10%	283
AURORA DIAGNOSTICS BERNHARDT LABORATORIES PATHOLOGY SERVICE		190	93	33%	283
WHITE WILSON MEDICAL IMMEDIATE CARE NICEVILLE		65	217	77%	282
PERSONALIZED GENETIC TESTING	1	185	95	34%	281
BAYA POINTE NURSING AND REHABILITATION		197	83	30%	280
Sunset Point Center		275	4	1%	279
SARAPATH DIAGNOSTICS		156	123	44%	279
VILLAGE PLACE NH LLC		255	24	9%	279
DAVID SCOTT MADWAR MD PA		251	27	10%	278
WESTCHESTER GARDENS LIMITED PARTNERSHIP		272	6	2%	278
CENTERSTONE OF FLORIDA		257	21	8%	278
BOULEVARD REHABILITATION CENTER		264	14	5%	278
Solaris HealthCare Imperial		270	8	3%	278
renaissance health and rehabilitation center		259	19	7%	278
Crossbreeze care center	1	274	2	1%	277
PRUITT HEALTH-SANTA ROSA		275	2	1%	277
HARBOURWOOD	1	272	4	1%	277
Concordia Village of Tampa AL		271	5	2%	276
Rehabilitation Center for Park Place LLC		265	11	4%	276
CYPRESS COVE		270	6	2%	276
VILLAGES REGIONAL HOSPITAL SURGERY CENTER LLC, THE		218	58	21%	276
STATMED QUICK QUALITY CLINIC AT NORTH PINELLAS		66	208	76%	274
Glades West Rehabilitation and Nursing Center		266	8	3%	274
RITECARE MEDICAL CENTER		197	76	28%	273
METROPOLITAN HOSPITAL CENTER		266	7	3%	273
HAVEN OF OUR LADY OF PEACE INC		264	8	3%	272
NASSAU COUNTY JAIL		229	43	16%	272
USA HEALTH UNIVERSITY HOSPITAL CLINICAL LABORATORY	1	260	10	4%	271
FOUNTAIN INN NURSING & REHABILITATION CTR, INC		265	6	2%	271
STERLING HOUSE OF DELAND		270	1	0%	271
CHIPOLA HEALTH AND REHAB		253	17	6%	270
VETERANS AFFAIRS MEDICAL CENTER - MIAMI		2	267	99%	269
PREMIER PLACE AT THE GLENVIEW		260	9	3%	269
ADVENT HEALTH CARE CENTER	9	246	13	5%	268
PROTEUS MOLECULAR AND CLINICAL LAB	1	155	112	42%	268

# COVID-19: testing by laboratory

Data through Mar 27, 2021 verified as of Mar 28, 2021 at 09:25 AM

Data in this report are provisional and subject to change.

The numbers in the table below represent the number of Florida and non-Florida residents for whom test results were received by the Department of Health. A person can be tested by more than one laboratory and can have both positive and negative results. **Therefore, the sum of the numbers in each column will be larger than the total number of people tested.**

Reporting lab	Inconclusive	Negative	Positive	Percent positive	Total
THE VILLAGES REGIONAL HOSPITAL FREESTANDING		240	28	10%	268
ADVENT HEALTH CENTRA CARE - ORMOND BEACH		113	155	58%	268
BRENTWOOD RETIREMENT COMMUNITY	5	232	31	12%	268
West Melbourne Health and Rehabilitation Center		266	1	0%	267
PAVILION FOR HEALTHCARE, THE		265	2	1%	267
FLORIDA ATLANTIC UNIVERSITY STUDENT HEALTH		226	41	15%	267
LUIS A GHIGLINO MD PA		258	9	3%	267
Vi at Lakeside Village Skilled Nursing		254	12	5%	266
RIVERWOOD HEALTH NH LLC		227	39	15%	266
WESTWOOD HEALTHCARE SNF		220	46	17%	266
MACCLENNY NURSING AND REHAB		247	18	7%	265
RENAISSANCE AT THE TERRACES		264	1	0%	265
SERANADES BY SONATA WEST ORANGE		236	29	11%	265
MADISON FACILITY INC		262	2	1%	264
Surrey Place Healthcare and Rehabilitation		262	2	1%	264
DE LUNA HEALTH AND REHABILITATION CENTER		240	23	9%	263
CITY OF PORT SAINT LUCIE		242	20	8%	262
CHIPOLA MEDICAL ASSOCIATES, LLC		186	76	29%	262
BROWARD NURSING & REHABILITATION CTR	8	240	14	5%	262
Chatsworth at PGA National, LLC		250	12	5%	262
ARBOR FACILITY INC		260	2	1%	262
LAKESIDE NEUROLOGIC		251	10	4%	261
CLIFFORD CHESTER SIMS VA NURSING HOME		251	9	3%	260
ABBOTT LABORATORIES		166	94	36%	260
FIRST CHOICE PRIMARY CARE		207	52	20%	259
CONSULATE HEALTHCARE OF KISSIMMEE		247	12	5%	259
FLORIDA STATE HOSPITAL CLINICAL LABORATORY		256	2	1%	258
AZALEA TRACE		245	13	5%	258
ALLIANCE PEDIATRICS PA		253	5	2%	258
FLORIDA WOMAN CARE LABORATORY LLC		232	26	10%	258
PENSACOLA PEDIATRICS - PACE		243	12	5%	255
PONTE VEDRA GARDENS		254	1	0%	255
MARTIN MEMORIAL MEDICAL CENTER LAB		128	126	50%	254
ADVENT HEALTH - ORLANDO		194	60	24%	254
PARTICLE THEORY LABS		232	22	9%	254
WASHINGTON REHAB AND NURSING		243	10	4%	253
SHELL POINT VILLAGE MEDICAL CENTER		246	7	3%	253
Solaris Senior Living North Naples ALF		244	9	4%	253
BOND CLINIC, PA		185	67	27%	252
AMELIA MEDICAL CARE		102	150	60%	252
JACKSONVILLE UNIVERSITY	1	237	13	5%	251
Cross Gardens Care Center		249	1	0%	250
FORT MYERS REHABILITATION AND NURSING CENTER		224	26	10%	250
MIAMI JEWISH HEALTH SYSTEMS, INC	4	237	9	4%	250
FAMILY MEDICAL CARE OF PALM BEACH		190	60	24%	250
NORTH FLORIDA PEDIATRICS - MARIANNA		210	39	16%	249

# COVID-19: testing by laboratory

Data through Mar 27, 2021 verified as of Mar 28, 2021 at 09:25 AM

Data in this report are provisional and subject to change.

The numbers in the table below represent the number of Florida and non-Florida residents for whom test results were received by the Department of Health. A person can be tested by more than one laboratory and can have both positive and negative results. **Therefore, the sum of the numbers in each column will be larger than the total number of people tested.**

Reporting lab	Inconclusive	Negative	Positive	Percent positive	Total
ST MARK VILLAGE	1	243	5	2%	249
LORI MCAULIFFE MD PA		218	31	12%	249
BUREAU OF CLINICAL LABORATORIES		208	41	16%	249
CARRINGTON PLACE OF ST PETE LLC		242	6	2%	248
KR at Hillsborough Lakes/Lutz Healthcare		237	10	4%	247
ADVENTHEALTH EXPRESS CARE AT WESLEY CH		218	28	11%	246
Heritage Healthcare at Tallahassee		239	7	3%	246
HEARTLAND PEDIATRICS OF LAKE PLACID PA	1	215	30	12%	246
EDGEWATER AT WATERMAN VILLAGE,THE		231	15	6%	246
AVECINA MOBILE		121	125	51%	246
BAYVIEW CENTER		240	5	2%	245
WALGREENS 10670		214	31	13%	245
ROSEWOOD HEALTHCARE & REHABILITATION CENTER		239	6	2%	245
TERRACES OF LAKE WORTH CARE CENTER□		233	12	5%	245
MALABAR/ADVENT CENTRA CARE		48	196	80%	244
CONEY ISLAND HOSPITAL		237	7	3%	244
Chatham Glen Healthcare and Rehabilitation Center		236	8	3%	244
BHA TITUSVILLE CLINIC		229	15	6%	244
FLORIDA CLINICAL LABORATORY-BIOREFERENCE LABORATORIES		92	151	62%	243
APLS SERVICES LLC D/B/A CLEAR DIAGNOSTICS	12	229	2	1%	243
ARCHER HEALTH VENTURES, LLC		217	25	10%	242
SUNCOAST URGENT CARE		185	57	24%	242
University Crossing		241			241
LAKEVIEW INTERNAL MEDICINE		182	59	24%	241
UCC - WELLINGTON		3	238	99%	241
GOOD SAMARITAN CARES		236	5	2%	241
FELLOWSHIP HOME AT THE FAIRWAY LLC		233	7	3%	240
CLARE BRIDGE OF SARASOTA		238	2	1%	240
HOMESTEAD VILLAGE		229	11	5%	240
CONCIMED LLC		217	23	10%	240
AMERICAN HOUSE SENIOR LIVING		189	50	21%	239
WHITE WILSON MEDICAL CENTER IMMEDIATE CARE		131	108	45%	239
PALM GARDEN OF AVENTURA		236	3	1%	239
ORANGE COUNTY HEALTH DEPT		228	11	5%	239
TGH		1	237	100%	238
Consulate Health Care of St. Petersburg		230	7	3%	237
SEAVIEW NURSING AND REHABILITATION CENTER		227	9	4%	236
220 GOLDEN, LLC	1	219	16	7%	236
JACKSONVILLE VA UNIVERSITY OPC	4	225	7	3%	236
ST AUGUSTINE HEALTH & REHAB CENTER		235	1	0%	236
ARDEN COURTS OF TAMPA□	2	229	5	2%	236
BAY TREE CARE AND REHABILITATION CENTER		197	38	16%	235
REGENTS PARK AT AVENTURA		221	14	6%	235
OAK HAMMOCK AT THE UNIVERSITY OF FLORIDA		229	6	3%	235
AFTER HOURS PEDIATRICS INC	1	1	233	99%	235
ATLANTIC URGENT CARE		155	78	33%	233

# COVID-19: testing by laboratory

Data through Mar 27, 2021 verified as of Mar 28, 2021 at 09:25 AM

Data in this report are provisional and subject to change.

The numbers in the table below represent the number of Florida and non-Florida residents for whom test results were received by the Department of Health. A person can be tested by more than one laboratory and can have both positive and negative results. **Therefore, the sum of the numbers in each column will be larger than the total number of people tested.**

Reporting lab	Inconclusive	Negative	Positive	Percent positive	Total
MANDARIN PEDIATRICS		210	22	9%	232
ManorCare Health Services-Palm Harbor	1	229	1	0%	231
HOLISTIC PEDIATRICS GROUP LLC		210	21	9%	231
LYNN HAVEN SPORTS COMPLEX-WALKON CLINIC		21	209	91%	230
PALM BEACH COUNTY FIREFIGHTERS HEALTH CLINIC, LLC		189	41	18%	230
POMPANO REHABILITATION AND NURSING CTR		229			229
ST ANTHONYS REHABILITATION HOSPITAL	9	218	2	1%	229
Lake Port Square Health Center		212	17	7%	229
Orchid Cove at Sarasota		228	1	0%	229
MIAMI CEREBRAL PALSY RESIDENTIAL		227	1	0%	228
PBC FIREFIGHTER BENEFIT FUND WELLNESS CENTER		186	41	18%	227
AVANTE AT ORMOND BEACH INC		221	6	3%	227
SAMIR EBEID MD		203	23	10%	226
Lakewood Nursing Center		197	29	13%	226
PARKS HEALTHCARE & REHABILITATION CTR	4	211	11	5%	226
EDGEWOOD NURSING CENTER		216	9	4%	225
CCS - JOSEPH V CONTE		223	2	1%	225
EVENT MED SERVICES LABORATORY		219	5	2%	224
THE RESIDENCE AT TIMBER PINES	4	195	25	11%	224
BARTRAM CROSSING		224			224
LCS SANDHILL COVE LLC DBA	6	208	9	4%	223
DISCOVERY VILLAGE AT MELBOURNE		196	27	12%	223
LEHIGH VALLEY GENOMICS			223	100%	223
WIREGRASS DIRECT PRIMARY CARE PLLC		190	33	15%	223
ASCENSION MEDICAL GROUP		5	218	98%	223
VI AT BENTLEY VILLAGE HOME CARE		221	1	0%	222
FORT PIERCE HEALTH CARE		215	7	3%	222
SURREY PLACE CARE CENTER		216	6	3%	222
PINNACLES PEDS CARE PA		222			222
NORTH FLORIDA PEDIATRICS PA - DUVAL		193	29	13%	222
PADDOCK RIDGE		218	3	1%	221
MARTIN ACQUISITION 1 LLC DBA		206	14	6%	220
Signature healthcare of Jacksonville		215	5	2%	220
CONCORD LIFE SCIENCES LLC	2	201	17	8%	220
Boynton Beach Rehabilitation Center	2	213	4	2%	219
CORAL REEF NURSING & REHABILITATION CENTER		213	6	3%	219
HOSPICE OF ST FRANCIS INC		212	7	3%	219
WOOD LAKE HEALTH AND REHABILITATION CENTER		219			219
ANGELS DIAGNOSTIC GROUP		174	45	21%	219
ADVENT HEALTH CENTRA CARE - DAYTONA BEACH		94	124	57%	218
NSPIRE HEALTHCARE LAUDERHILL		212	6	3%	218
JUPITER MEDICAL CENTER URGENT CENTER		177	41	19%	218
ADVENT HEALTH - LAKE NONA		188	29	13%	217
THE MANOR AT CARPENTERS		185	32	15%	217
LAKE PORT SQUARE		200	17	8%	217
VETERANS AFFAIRS ORLANDO VA MEDICAL CENTER			217	100%	217

# COVID-19: testing by laboratory

Data through Mar 27, 2021 verified as of Mar 28, 2021 at 09:25 AM

Data in this report are provisional and subject to change.

The numbers in the table below represent the number of Florida and non-Florida residents for whom test results were received by the Department of Health. A person can be tested by more than one laboratory and can have both positive and negative results. **Therefore, the sum of the numbers in each column will be larger than the total number of people tested.**

Reporting lab	Inconclusive	Negative	Positive	Percent positive	Total
ST. CLOUD REGIONAL MEDICAL CENTER		199	18	8%	217
CORAL GABLES NURSING & REHABILITATION CENTER		206	10	5%	216
LAKESIDE HEALTH CENTER		216			216
COLONY CLUB ALF,THE	1	202	13	6%	216
DOCTORS MEMORIAL FAMILY MEDICINE	2	148	66	31%	216
BROOKDALE ATRIM WAY		210	6	3%	216
CHILDREN MED CARE INC		182	33	15%	215
EXPERTUS LABORATORIES INC		142	73	34%	215
SUPERIOR RESIDENCES OF PANAMA CITY BEACH		209	6	3%	215
GATEWAY/ADVENT CENTRA CARE	1	24	190	88%	215
OAKBROOK HEALTH AND REHABILITATION CENTER	1	200	14	7%	215
BORLAND GROOVER CLINIC	1	176	37	17%	214
ELLENTON PEDIATRICS PA		200	14	7%	214
KEY LARGO - LARGO CARGO		193	21	10%	214
ST VINCENT'S AMBULATORY CARE INC DBA	2	181	31	14%	214
BLOCK, NATION, CHASE, AND SMOLEN FAMILY MEDICINE		157	57	27%	214
IMA MEDICAL GROUP		145	68	32%	213
MORSELIFE MEMORY CARE RESIDENCE		204	9	4%	213
Avante at Lake Worth, Inc.		211	2	1%	213
Consulate Healthcare of West Palm Beach		197	16	8%	213
INN AT ASTON GARDENS, THE		205	8	4%	213
MEDICAL CONSULTANTS OF FLORIDA LLC	1	179	33	15%	213
LIFE CARE CENTER OF PORT ST. LUCIE		200	12	6%	212
CONSULATE HEALTH CARE OF WINTER HAVEN		209	3	1%	212
San Jose Health & Rehabilitation		206	6	3%	212
POCONO MEDICAL CENTER		212			212
Bayside Health and Rehabilitation		181	31	15%	212
MACTOWN, INC		209	2	1%	211
SUNRISE DIAGNOSTIC LABORATORY		158	53	25%	211
BODYK		207	4	2%	211
FLAGLER COUNTY DETENTION CENTER		199	12	6%	211
HEALTH FIRST - HOLMES REGIONAL MEDICAL CENTER		32	178	85%	210
CCS - PAUL REIN DETENTION FACILITY		144	66	31%	210
GOOD SAMARITAN SOCIETY OF DELAND		199	11	5%	210
Royal Oaks Nursing and Rehab		209	1	0%	210
GUEST HOUSE OCALA, THE		204	6	3%	210
DOS OF NORTH SHORES NURSING & REHAB CENTER		210			210
BAY VUE NURSING AND REHABILITATION CENTER		200	10	5%	210
Whispering Oaks	11	175	23	11%	209
SPRINGS AT LAKE POINTE WOODS		207	2	1%	209
The Palace Nursing and Rehabilitation Center		209			209
Taylor Care Center		204	5	2%	209
CONSULATE HEALTH CARE OF MELBOURNE		204	5	2%	209
SANDY PINES	2	188	19	9%	209
Nspire Health Care Kendall		199	10	5%	209
FULGENT GENETICS	2	166	40	19%	208

# COVID-19: testing by laboratory

Data through Mar 27, 2021 verified as of Mar 28, 2021 at 09:25 AM

Data in this report are provisional and subject to change.

The numbers in the table below represent the number of Florida and non-Florida residents for whom test results were received by the Department of Health. A person can be tested by more than one laboratory and can have both positive and negative results. **Therefore, the sum of the numbers in each column will be larger than the total number of people tested.**

Reporting lab	Inconclusive	Negative	Positive	Percent positive	Total
Avante at Melbourne		205	3	1%	208
SOLARIS SENIOR LIVING VERO BEACH		200	8	4%	208
Flagler Health and Rehabilitation		205	3	1%	208
PALMS MEDICAL GROUP HIGH SPRINGS		174	34	16%	208
MATHISON RETIREMENT COMMUNITY, INC	1	197	8	4%	206
PATHWAY PHARMACY		172	34	17%	206
ST PETERSBURG PEDIATRICS-EAST BAY	1	171	34	17%	206
Cross Terrace REhabilitation		203	2	1%	205
PINELLAS CARE CENTER		171	34	17%	205
QUICK CARE MED LLC	1	152	52	25%	205
Sunnyside Nursing Home		202	3	1%	205
FLORIDA HEALTH CARE PLAN INC		2	202	99%	204
DISCOVERY VILLAGE AT NAPLES		187	17	8%	204
ARDEN COURTS OF SEMINOLE		163	41	20%	204
PCB CLINIC		159	45	22%	204
BROOKDALE OF SPRING HILL	9	192	2	1%	203
GLENRIDGE ON PALMER RANCH,THE		195	8	4%	203
STERLING HOUSE OF WINTER HAVEN		200	3	1%	203
PATHGROUP LABS LLC		97	105	52%	202
ADVENT HEALTH CENTRA CARE - APOKA NORTH		172	30	15%	202
JUPITER MEDICAL CENTER URGENT CARE - STUART		151	51	25%	202
POLK COUNTY HEALTH DEPARTMENT		178	24	12%	202
Governors Creek Health and Rehabilitation	1	198	2	1%	201
ADVANCED MEDICAL GROUP		1	200	100%	201
VAMC WEST PALM LAB		5	196	98%	201
The Waterford		198	3	1%	201
ST JOSEPH'S HOSPITAL LABORATORY			201	100%	201
BOCA RATON REHABILITATION CENTER	4	192	4	2%	200
HERITAGE HEALTHCARE AND REHABILITATION CENTER		195	5	3%	200
PALM HARBOR FAMILY PRACTICE & WALK-IN		153	47	24%	200
SOUTHLAND SUITES OF ORMOND BEACH	4	195			199
LAKE VIEW CARE CENTER AT DELRAY		193	6	3%	199
ADVENT HEALTH - CARROLLWOOD	4	169	26	13%	199
LAUREL POINT CARE ACQUISITION LLC DBA SANDGATE GARDENS REHAB AND NURSI		171	27	14%	198
Avante of Boca Raton		198			198
GRACE PEDIATRICS		167	31	16%	198
FARAH MEDICAL		184	14	7%	198
DEPARTMENT OF HEALTH & HUMAN SERVICES		198			198
NEW YORK CITY DEPARTMENT OF HEALTH & MENTAL		163	34	17%	197
BRADEN RIVER REHABILITATION CENTER LLC		196	1	1%	197
MILLENNIUM PHYSICIAN GROUP LLC		171	26	13%	197
UNIVERSITY OF MIAMI		70	127	64%	197
MIRACLE HILL NURSING & REHABILITATION CENTER INC		191	6	3%	197
BAPTIST HEALTH URGENT CARE AT PLANTATION		159	38	19%	197
ABBIEJEAN RUSSELL CARE CENTER		195	1	1%	196
NO FLORIDA PEDIATRICS, PA		169	27	14%	196

# COVID-19: testing by laboratory

Data through Mar 27, 2021 verified as of Mar 28, 2021 at 09:25 AM

Data in this report are provisional and subject to change.

The numbers in the table below represent the number of Florida and non-Florida residents for whom test results were received by the Department of Health. A person can be tested by more than one laboratory and can have both positive and negative results. **Therefore, the sum of the numbers in each column will be larger than the total number of people tested.**

Reporting lab	Inconclusive	Negative	Positive	Percent positive	Total
AMA MEDICAL GROUP LLC		163	32	16%	195
TARPON POINT NURSING AND REHABILITATION CENTER		192	3	2%	195
TUSCAN GARDENS OF PALM COAST		190	5	3%	195
Heritage Park Rehabilitation & Healthcare		177	18	9%	195
BRUCE S WEST MD	1	192	1	1%	194
BEACON AT GULF BREEZE, THE	2	181	11	6%	194
SARNO EXTENDED HOURS		124	69	36%	193
MARION AND BERNARD L SAMSON NURSING CENTER		189	4	2%	193
KENILWORTH CARE & REHABILITATION CENTER		181	12	6%	193
CYPRESS POINT LIVING, LLC		177	15	8%	192
FINLAY CLINICAL LABORATORY INC	1	39	152	79%	192
KINDRED HOSPITAL THE PALM BEACHES		187	5	3%	192
CARENOW LAKE MARY		45	146	76%	191
HEALTH LINK DIAGNOSTIC LABORATORIES		182	9	5%	191
life Care Center of Melbourne		174	17	9%	191
PATRIOT MEDICAL LABORATORIES		183	8	4%	191
PARK MEADOWS HEALTH AND REHABILITATION CENTER		191			191
LAB CORP	1	111	79	41%	191
HOSPITAL FOR SPECIAL SURGERY		187	3	2%	190
NEO GENOMICS - FORT MYERS	1	183	6	3%	190
BARKLEY PLACE	1	185	4	2%	190
WALGREENS 4915	1	170	19	10%	190
RIVERWOOD CENTER,THE		179	10	5%	189
FIRST CHOICE PEDIATRICS SEMORAN		98	91	48%	189
HIGHLANDS URGENT CARE			189	100%	189
LEESBURG PEDIATRICS		161	27	14%	188
The Ponce Therapy Care Center		184	4	2%	188
OCEAN REEF MEDICAL CENTER		150	38	20%	188
LABCORP BURLINGTON		148	40	21%	188
CRYSTAL RIVER HEALTH & REHAB		187	1	1%	188
WOMEN'S CARE FLORIDA LABORATORY		183	5	3%	188
YOUR FAMILY WALK-IN CLINIC		13	174	93%	187
PLANTATION NURSING & REHAB CENTER		187			187
ALLSOUTH URGENT CARE		19	168	90%	187
GULF COAST MEDICAL CENTER		182	5	3%	187
VIERA MANOR ASSISTED LIVING RESIDENCE		180	7	4%	187
CSL PLASMA		31	155	83%	186
MEDICATION ROOMS-CSU/CI NURSE STATION	1	174	11	6%	186
ANTHEM LAKES LLC		151	35	19%	186
MIAMI VA HEALTHCARE SYSTEM			186	100%	186
MIDWAY PRIMARY CARE, LLC	11	103	71	38%	185
NIGHT LITE PEDIATRICS WINTER GARDEN		144	41	22%	185
ADVENT		172	13	7%	185
CANTERFIELD OF CLAY COUNTY		146	38	21%	184
SOUTH BALDWIN REGIONAL MEDICAL CENTER		172	12	7%	184
JACKSONVILLE NURSING AND REHAB CENTER		176	8	4%	184

# COVID-19: testing by laboratory

Data through Mar 27, 2021 verified as of Mar 28, 2021 at 09:25 AM

Data in this report are provisional and subject to change.

The numbers in the table below represent the number of Florida and non-Florida residents for whom test results were received by the Department of Health. A person can be tested by more than one laboratory and can have both positive and negative results. **Therefore, the sum of the numbers in each column will be larger than the total number of people tested.**

Reporting lab	Inconclusive	Negative	Positive	Percent positive	Total
ZON BEACHSIDE LLC		147	37	20%	184
ST. JAMES BAY HEALTH AND REHABILITATION CENTER		183	1	1%	184
LIFE CARE CENTER OF ALTAMONTE SPRINGS		157	27	15%	184
GEORGIA DEPARTMENT OF PUBLIC HEALTH	1	5	178	97%	184
BAPTIST HEALTH PRIMARY CARE	1	134	49	27%	184
Sunrise Health and Rehabilitation Center		175	8	4%	183
TUSCAN GARDENS OF VENETIA MANAGEMENT COMPANY		169	14	8%	183
STAR CARE		160	23	13%	183
ADVENT HEALTH CENTRA CARE - WESLEY CHAPEL		13	170	93%	183
HAWKINS FAMILY MEDICINE LLC	1	130	51	28%	182
BROOKDALE ORANGE PARK		181	1	1%	182
PHYSICIANS REGIONAL MEDICAL CENTER - PINE RIDGE		20	162	89%	182
FLORIDA DEPARTMENT OF HEALTH IN TAYLOR COUNTY	1	138	43	24%	182
Emory L Bennett State Veterans Nursing Home		178	3	2%	181
WORKPLACE SCREENING INTELLIGENCE			181	100%	181
EDWARD J HEALEY REHAB & NURSING CENTER		181			181
BAPTIST HEALTH SOUTH FLORIDA - WEST BOCA URGENT CARE		142	39	22%	181
NADAL PEDIATRICS - VICTORIA STREET (3385)		153	28	15%	181
GLADES HEALTH CARE CENTER		178	3	2%	181
SENIOR LIVING VII TAMPA LLC	1	171	9	5%	181
STERLING HOUSE OF PUNTA GORDA		179	1	1%	180
SUNY UPSTATE MEDICAL UNIVERSITY		164	15	8%	179
JUNO DERMATOLOGY LLC		161	17	10%	178
PEDIATRIC SPECIALISTS MEDICAL GROUP	1	165	12	7%	178
US MEDICAL CARE, INC		157	21	12%	178
ARDEN COURTS OF LARGO FL, LLC		156	22	12%	178
COLLIER PHARMACY		144	34	19%	178
PRIMECARE OF DOTHAN		124	54	30%	178
GEORGE SAFRAN MD PC		165	13	7%	178
ADVENT HEALTH CENTRA CARE - CARROLLWOOD		5	172	97%	177
ROSECASTLE OF CITRUS		147	30	17%	177
ALL SEASONS NAPLES LLC		172	5	3%	177
EXOSOME DIAGNOSTICS	1	157	19	11%	177
ARDEN COURTS OF FORT MYERS		170	6	3%	176
SUMMERFIELD EMERGENCY ROOM		132	44	25%	176
GENE BY GENE		61	115	65%	176
CARE CENTERS OF NASSAU		172	3	2%	175
A PLUS PEDIATRICS		152	23	13%	175
ORLANDO HEALTH EMERGENCY DEPARTMENT		163	12	7%	175
ANCHOR CARE AND REHABILITATION CENTER		173	1	1%	174
CANTERFIELD OF OCALA, LLC		163	11	6%	174
The Inn at Sarasota Bay Club		172	2	1%	174
ASTON GARDENS AT PELICAN MARSH		169	5	3%	174
BENDERSON FAMILY SKILLED NURSING AND		157	17	10%	174
BONITA PHARMACY		155	18	10%	173
DOLPHIN POINTE HEALTH CARE LLC		153	20	12%	173



# COVID-19: testing by laboratory

Data through Mar 27, 2021 verified as of Mar 28, 2021 at 09:25 AM

Data in this report are provisional and subject to change.

The numbers in the table below represent the number of Florida and non-Florida residents for whom test results were received by the Department of Health. A person can be tested by more than one laboratory and can have both positive and negative results. **Therefore, the sum of the numbers in each column will be larger than the total number of people tested.**

Reporting lab	Inconclusive	Negative	Positive	Percent positive	Total
MID FLORIDA PATHOLOGY LLC MOBILE UNIT #4		119	53	31%	172
HEALTHPOINT MED GRP OF THE EMERALD COAST LLC		138	34	20%	172
FORT WALTON REHABILITATION CENTER		133	39	23%	172
CENTRAL FLORIDA HEALTHCARE GROUP LLC		151	21	12%	172
NORTH FLORIDA INTERNAL MEDICINE PA		138	34	20%	172
Jacaranda Manor		171	1	1%	172
BROOKDALE FORT MYERS THE COLONY		167	4	2%	171
ROSECASTLE OF ZEPHRILLS		168	3	2%	171
ARDEN COURTS OF DELRAY BEACH FL LLC	3	158	10	6%	171
ORLANDO ORTHOPAEDIC OUTPATIENT SURGERY CENTER LLC		168	3	2%	171
BAY EDUCATORS WELLNESS CENTER		114	57	33%	171
BRIGHTON EGGERT PHARMACY INC		163	7	4%	170
PEDIATRICS OF GREATER ORLANDO		146	24	14%	170
HIGHLANDS LAKE CENTER		165	5	3%	170
FLORIDA DEPARTMENT OF HEALTH IN ALACHUA COUNTY -		156	14	8%	170
LAKE REGIONAL URGENT CARE		11	159	94%	170
SUWANNEE VALLEY NURSING CENTER		155	14	8%	169
HUNT CLUB PEDIATRIC ASSOCIATES PA		106	63	37%	169
WILLISTON PEDIATRICS PA	1	139	29	17%	169
Life Care Center of Orlando		164	5	3%	169
PANAMA CITY DEVELOPMENTAL CENTER□		168			168
MOBILE INFIRMARY MED CENTER PATH LAB		153	15	9%	168
SACRED HEART HEALTH SYSTEM INC		136	32	19%	168
NAIA		167	1	1%	168
RIVERSIDE RECOVERY OF TAMPA		167	1	1%	168
OSPREY VILLAGE AT AMELIA ISLAND LTD		157	10	6%	167
CAREATC CITY OF TAMPA	1	138	28	17%	167
VILLA MARIA WEST SKILLED NURSING FACILITY		160	7	4%	167
ADVENT HEALTH CENTRA CARE - TEMPLE TERRACE	1	103	63	38%	167
URGENT CARE OF THE PALM BEACHES, NORTH PALM BEACH			167	100%	167
MCW MENTAL HEALTH LLC		162	4	2%	166
MEADOWCREST FAMILY PHYSICIANS		97	69	42%	166
COASTAL INTERNAL MEDICINE		128	38	23%	166
CITRUS HEALTH AND REHAB		132	33	20%	165
Hampton Court Nursing and Rehabilitation Center		163	2	1%	165
THE ARLINGTON OF NAPLES INC.		162	3	2%	165
CAYUGA MEDICAL CENTER AT ITHACA		160	5	3%	165
SIGNATURE HEALTHCARE OF ORANGE PARK		161	3	2%	164
NAPHCARE, INC AT MANATEE COUNTY JAIL		139	25	15%	164
LAKEVIEW TERRACE RETIREMENT COMMUNITY		147	17	10%	164
WOODBIDGE FACILITY INC		159	5	3%	164
ADVENT HEALTH - PALM HARBOR ER		129	34	21%	163
BRADENTON HEALTH CARE		163			163
TRI COUNTY NURSING HOME		162	1	1%	163
PRECISION GENETICS, INC		157	6	4%	163
PROFESSIONAL URGENT CARE SERVICES		127	36	22%	163

# COVID-19: testing by laboratory

Data through Mar 27, 2021 verified as of Mar 28, 2021 at 09:25 AM

Data in this report are provisional and subject to change.

The numbers in the table below represent the number of Florida and non-Florida residents for whom test results were received by the Department of Health. A person can be tested by more than one laboratory and can have both positive and negative results. **Therefore, the sum of the numbers in each column will be larger than the total number of people tested.**

Reporting lab	Inconclusive	Negative	Positive	Percent positive	Total
REGENCY PARK		144	18	11%	162
VIPEDIATRICS PLLC		147	15	9%	162
WESLEY HAVEN VILLA	1	127	34	21%	162
NORTH BEACH REHABILITATION CENTER		159	2	1%	161
FINNISH AMERICAN REST HOME-ALF		159	2	1%	161
SOMERBY LAKE NONA		154	7	4%	161
SUNLIFE PHARMACY		144	17	11%	161
CHARTER SENIOR LIVING OF PANAMA CITY BEACH		140	21	13%	161
GREENBRIAR REHABILITATION AND NURSING CENTER	1	159			160
AMERICAN FAMILY MEDICAL LLC		120	40	25%	160
ARCADIA HEALTH AND REHABILITATION CENTER		100	60	38%	160
KEYSTONE REHAB		160			160
EAST NEW YORK DIAGNOSTIC AND TREATMENT		152	8	5%	160
BROOKDALE PENSACOLA		158	1	1%	159
WEST COAST FAMILY MEDICAL CARE		125	34	21%	159
ESCAMBIA COUNTY JAIL DETENTION DIVISION		154	5	3%	159
TERRACE AT HOBE SOUND, THE	1	154	4	3%	159
VITAS HEALTHCARE CORPORATION OF FL		144	15	9%	159
WUESTHOFF REF LABORATORY			158	100%	158
DOCTORS MEMORIAL FAMILY PRACTICE	2	119	36	23%	157
ABSOLUTE HEALTH INTERNAL MEDICINE AND PEDIATRICS		138	19	12%	157
HIALEAH SHORES NURSING AND REHAB CENTER		149	8	5%	157
Kindred Hospital South Florida Hollywood SNU		150	7	4%	157
KRYSTAL BAY NURSING AND REHABILITATION		152	5	3%	157
ENCOMPASS HEALTH REHABILITATION OF SEA PINES		156	1	1%	157
Englewood Healthcare and Rehab		141	15	10%	156
DESOTO PALMS ALF		151	5	3%	156
NORTH PORT REHABILITATION AND NURSING CENTER		155	1	1%	156
TIMBERRIDGE NURSING HOME & REHAB		123	33	21%	156
COCOA BEACH/ADVENT CENTRA		41	114	74%	155
WILTON MANORS HEALTH & REHABILITATION CENTER		146	9	6%	155
PROVIDENCE HOSPITAL LABORATORY		146	8	5%	154
POINTE, THE		126	28	18%	154
FAWCETT MEMORIAL HOSPITAL-LAB		39	115	75%	154
DIAMOND RIDGE		147	7	5%	154
PALMETTO FACILITY INC	1	153			154
VILLAGE PEDIATRICS LLC		126	28	18%	154
FHMG-FLORIDA HOSPITAL MEDICAL GROUP		129	25	16%	154
PRUITT HEALTH		152	2	1%	154
ALL FLORIDA FAMILY AND SPORTS MEDICINE		134	20	13%	154
QUEENS HOSPITAL CENTER	1	142	10	7%	153
SUNNY HILLS ALF OF SEBRING INC		140	12	8%	152
QUALITY URGENT CARE AND WELLNESS PL	3	107	42	28%	152
NO FLORIDA PEDIATRICS, PA - BRADFORD		123	29	19%	152
BENTON HOUSE AT OAKLEAF		122	30	20%	152
Madison Health and Rehabilitation Center		115	36	24%	151

# COVID-19: testing by laboratory

Data through Mar 27, 2021 verified as of Mar 28, 2021 at 09:25 AM

Data in this report are provisional and subject to change.

The numbers in the table below represent the number of Florida and non-Florida residents for whom test results were received by the Department of Health. A person can be tested by more than one laboratory and can have both positive and negative results. **Therefore, the sum of the numbers in each column will be larger than the total number of people tested.**

Reporting lab	Inconclusive	Negative	Positive	Percent positive	Total
PHYSICIAN PARTNERS PERRY		87	64	42%	151
RDV SPORTSPLEX PEDIATRICS		124	27	18%	151
NAVARRE GARDENS LLC		126	25	17%	151
The Crossroads		149	1	1%	150
FIRST CHOICE PEDIATRICS INC		137	13	9%	150
LABORATORY OF FLORIDA		97	53	35%	150
LIFE BRITE		134	16	11%	150
GRAVITY DIAGNOSTICS		56	94	63%	150
CORE BIO LABS		76	74	49%	150
VIERA DEL MAR HEALTH AND REHABILITATION CENTER		146	4	3%	150
EMBRY RIDDLE AERONAUTICAL UNIVERSITY HEALTH SERVICES		1	149	99%	150
ADVENTHEALTH HOSPICE CARE CENTRAL FLORIDA		145	4	3%	149
REFUAH HEALTH CENTER LABORATORY		142	7	5%	149
PRECISION HEALTH RESOURCES, LLC	1	133	15	10%	149
F&T MEDICAL RESEARCH, INC		149			149
JACKSON COUNTY HEALTH DEPARTMENT		102	47	32%	149
GOLD CHOICE SENIOR COMMUNITIES		109	40	27%	149
LAKE WALES OPERATING GROUP LLC		144	5	3%	149
WRIGHTS HEALTH CARE AND REHABILITATION CENTER		118	30	20%	148
MILLENNIUM LAB SERVICES			148	100%	148
CROSSWINDS HEALTH AND REHABILITATION CENTER	1	144	2	1%	147
SONATA COCONUT CREEK	2	122	23	16%	147
FLORIDA HEALTH CARE PLANS INC		2	145	99%	147
CLERMONT URGENT CARE			147	100%	147
PALM BEACH COUNTY HEALTH DEPT LAB	4	137	6	4%	147
CRANE CENTER		116	31	21%	147
PENSACOLA PEDIATRICS MILTON		135	12	8%	147
RITE MEDICAL CARE PC		145	2	1%	147
MACKOUL PEDIATRICS FORT MYERS		130	17	12%	147
SEAGRASS VILLAGE FLEMING ISLAND		110	37	25%	147
CLEARWATER STATMED QUICK QUALITY CLINICS		42	104	71%	146
Quail Run Health Care Center		146			146
WALGREENS 6221		129	17	12%	146
ALLCARE MEDICAL CENTERS PC		122	24	16%	146
BVM THE BRIDGES LLC		145			145
Lehigh Acres Health and Rehabilitation		134	11	8%	145
TUSCAN ISLE CHAMPIONSGATE OP CO LLC		143	2	1%	145
BROOKDALE CAPE CORAL		145			145
FAMILY EXTENDED CARE OF CENTRAL TAMPA		127	18	12%	145
WEDGEWOOD HEALTHCARE CENTER		93	52	36%	145
REGENCY CARE OF BLOUNTSTOWN LLC		135	10	7%	145
CHERRY OAK PALM BEACH COUNTY		136	8	6%	144
NCRNC INC		140	4	3%	144
HEARTLAND HEALTHCARE AND REHAB CENTER		122	22	15%	144
D PEDIATRICS		127	17	12%	144
ADVENTHEALTH CENTRA CARE PONCIANA	1	81	62	43%	144

# COVID-19: testing by laboratory

Data through Mar 27, 2021 verified as of Mar 28, 2021 at 09:25 AM

Data in this report are provisional and subject to change.

The numbers in the table below represent the number of Florida and non-Florida residents for whom test results were received by the Department of Health. A person can be tested by more than one laboratory and can have both positive and negative results. **Therefore, the sum of the numbers in each column will be larger than the total number of people tested.**

Reporting lab	Inconclusive	Negative	Positive	Percent positive	Total
KINDRED HOSPITAL MELBOURNE	1	138	4	3%	143
JEFFERY WEINZWEIG		2	141	99%	143
DAYSPRING VILLAGE		121	22	15%	143
BOSTON RED SOX CLUB LP		141	2	1%	143
MAINSTREAM DIAGNOSTIC LABORATORY LLC		123	19	13%	142
NADAL PEDIATRICS		111	31	22%	142
OAKHURST CENTER		135	7	5%	142
TRADITION MEDICAL CENTER LABORATORY		54	88	62%	142
Nemours Children's Urgent Care		80	62	44%	142
GULFCOAST PEDIATRICS		134	8	6%	142
Peninsula Care and Rehab		130	12	8%	142
UNITED CLINICAL LABORATORIES		132	9	6%	141
NOVARI CARE LLC		97	44	31%	141
OAKS OF KISSIMMEE HEALTH AND REHABILITATION CENTER		138	3	2%	141
PORT ST LUCIE REHABILITATION AND HEALTHCARE		98	43	30%	141
ADVENTHEALTH MEDICAL GROUP FAMILY MEDICINE AT		109	31	22%	140
PROVISTA DIAGNOSTICS, INC		137	3	2%	140
GATEWAY CARE CENTER		139	1	1%	140
DB MD		124	16	11%	140
GRAND OAKS HEALTH & REHABILITATION		138	1	1%	139
Gulf Coast Healthcare (Longwood Health and Rehab		118	21	15%	139
ADVENT HEALTH CENTRA CARE - DELAND		28	110	80%	138
ADVENT HEALTH CENTRA CARE - CITRUS PARK		9	129	93%	138
CARENOW URGENT CARE - LAKE MARY			138	100%	138
SMILEY MEDICAL GROUP		108	30	22%	138
AMERICAN PATHOLOGY PARTNERS		136	2	1%	138
WINDSOR OF LAKEWOOD RANCH,THE		136	2	1%	138
LabCorp L#09258090 M#09258105		74	64	46%	138
Centre Pointe Health and Rehabilitation Center		126	11	8%	137
MV MEDICAL PRACTICE DBA PRIMARY URGENT CARE		130	7	5%	137
MANOR AT BLUEWATER BAY		131	6	4%	137
SPRING HAVEN RETIREMENT	1	133	3	2%	137
PPC-LAB EDI ORCHARD BI		129	8	6%	137
PEDIATRIC ASSOCIATES AT ARGYLE PA		131	6	4%	137
PROMPT CARE OF CENTRAL FLORIDA			137	100%	137
JEFFERSON COUNTY HEALTH DEPARTMENT-MONTICELLO		106	31	23%	137
CVS		37	100	73%	137
KINDRED HOSPITAL - SOUTH FLORIDA		134	3	2%	137
LONGWOOD HEALTH AND REHABILITATION CENTER		124	12	9%	136
JPR URGENT MEDICAL CARE		133	3	2%	136
DOCTOR'S IN HOUSE LABORATORY		18	118	87%	136
ADVENT HEALTH CENTRA CARE - ORANGE CITY	1	53	82	60%	136
AHEC CLINIC		7	129	95%	136
WALTON PLACE		136			136
SHC College Park		135	1	1%	136
CLARE BRIDGE OF CAPE CORAL	1	135			136

# COVID-19: testing by laboratory

Data through Mar 27, 2021 verified as of Mar 28, 2021 at 09:25 AM

Data in this report are provisional and subject to change.

The numbers in the table below represent the number of Florida and non-Florida residents for whom test results were received by the Department of Health. A person can be tested by more than one laboratory and can have both positive and negative results. **Therefore, the sum of the numbers in each column will be larger than the total number of people tested.**

Reporting lab	Inconclusive	Negative	Positive	Percent positive	Total
SONATA DELRAY BEACH		125	11	8%	136
LIFE CARE CENTER OF JACKSONVILLE		115	21	15%	136
FAWCETT MEMORIAL HOSPITAL LABORATORY			135	100%	135
CITRUS MEMORIAL HOSPITAL			135	100%	135
DAYSPRING SENIOR LIVING LLC		133	2	1%	135
MED COMP SCIENCES		1	134	99%	135
MANOR CARE OF PALM HARBOR		134	1	1%	135
PEDIATRIC CARE CENTER		135			135
SONATA WEST		133	2	1%	135
IRL MARKET LAB ALACHUA		104	31	23%	135
MEASE COUNTRYSIDE HOSPITAL		1	133	99%	134
Lakeside Nursing and Rehabilitation Center	1	108	25	19%	134
ADVANCED MEDICAL CENTER		86	48	36%	134
STEWART MEDICAL GROUP		34	100	75%	134
WILLOWBROOKE COURT AT ST ANDREWS ESTATES		129	5	4%	134
GATTOLINE ENTERPRISES, INC. DBA FAMILY CARE PHARMACY		109	24	18%	133
ISLAND HEALTH AND REHABILITATION CENTER		132	1	1%	133
CLINICA HISPANA		1	132	99%	133
SOUTH CAMPUS FACILITY INC		122	11	8%	133
TGH URGENT CARE - SEMINOLE			133	100%	133
THE REHABILITATION CENTER OF LAKE CITY		127	5	4%	132
AMERICAN HOUSE-BONITA SPRINGS		131	1	1%	132
PEDIATRICS IN BREVARD PA- ROCKLEDGE		96	36	27%	132
RESEARCH CENTERS OF AMERICA, LLC		109	23	17%	132
ARIZONA DEPARTMENT OF HEALTH SERVICES		5	127	96%	132
FOUNTAINS OF HOPE LLC, THE		130	1	1%	131
HARBORCHASE OF VERO BEACH	1	115	15	11%	131
THE WELLNESS CENTER AT LAKEWOOD RANCH		43	88	67%	131
LAKELAND REGIONAL HEALTH LAKE MIRIAM	2	87	42	32%	131
GARDENS HEALTH NH LLC		128	3	2%	131
INTEGRATED REGIONAL LABORATORIES		119	12	9%	131
CENTRACARE		17	114	87%	131
KINDRED HOSPITAL SOUTH FLORIDA		119	12	9%	131
HAZELDEN FLORIDA	1	126	3	2%	130
MOOSEHAVEN LIFE CARE CENTER		130			130
VITAS HEALTHCARE		119	10	8%	129
ATMORE COMMUNITY HOSPITAL LABORATORY		102	27	21%	129
BMHSI-AEL MICROBIOLOGY LABORATORY	2	102	25	19%	129
RAPID RELIABLE TESTING NY LLC		120	9	7%	129
The Crossings		127	2	2%	129
WILLOW BROOKE COURT AT AZALEA TRACE		128	1	1%	129
STUART - FAIRGROUNDS		113	16	12%	129
SONNIS PEDIATRICS PA		116	13	10%	129
TRI-COUNTY NURSING HOME		117	12	9%	129
MINUTECLINIC DIAGNOSTIC		121	7	5%	128
SEMINOLE TRIBE OF FLORIDA		104	24	19%	128

# COVID-19: testing by laboratory

Data through Mar 27, 2021 verified as of Mar 28, 2021 at 09:25 AM

Data in this report are provisional and subject to change.

The numbers in the table below represent the number of Florida and non-Florida residents for whom test results were received by the Department of Health. A person can be tested by more than one laboratory and can have both positive and negative results. **Therefore, the sum of the numbers in each column will be larger than the total number of people tested.**

Reporting lab	Inconclusive	Negative	Positive	Percent positive	Total
QUICK CARE MED PL CR		80	48	38%	128
CHARLES CROFT MD	1	126	1	1%	128
APOLLO HEALTH & REHABILITATION		121	6	5%	127
SHOAL CREEK REHABILITATION CENTER		85	42	33%	127
ARDEN COURTS OF LELY PALMS □		125	2	2%	127
HILLSBOROUGH COUNTY DEVELOPMENTAL CTR □	1	117	9	7%	127
GESSLER CLINIC PA		98	29	23%	127
MAGNOLIA MEDICAL CLINIC		20	106	84%	126
FLORIDA MEDICAL CLINIC LLC		70	56	44%	126
HOSPICE OF THE TREASURE COAST		121	5	4%	126
BAYCARE HEALTH SYSTEMS		2	124	98%	126
MINUTECLINIC DIAGNOSTIC OF TEXAS, LLC		112	13	10%	125
THE CLUB AND REHABILITATION CENTER		124	1	1%	125
DIAGNOSTIC LABORATORY OF OKLAHOMA		101	24	19%	125
ESCAMBIA COUNTY JAIL	1	97	27	22%	125
FIRSTCARE CLINIC		67	58	46%	125
IQBAL A FARUQUI MD □		93	32	26%	125
Mt Sinai Aventura			124	100%	124
KINDRED HOSPITAL-BAY AREA-ST PETERSBURG LAB	1	117	6	5%	124
AEGIS MEDICAL GROUP		104	20	16%	124
ST PETERSBURG PEDIATRICS-MLK JUNIOR BLVD		115	9	7%	124
NORTH FL SOUTH GA HCS-MALCOM RANDALL VAMC			124	100%	124
ARBOR GLEN AT ARBOR TRACE	2	113	9	7%	124
ADVENT HEALTH CENTRA CARE - BRANDON		31	93	75%	124
AMERICAN ESOTERIC LAB-BIRMINGHAM		121	3	2%	124
COQUINA CENTER		119	4	3%	123
WALGREENS #06012		107	16	13%	123
CITRUS MEMORIAL HEALTH SYSTEM LAB		2	121	98%	123
Signature Healthcare of Palm Beach		122	1	1%	123
PANAMA PHARMACY	3	101	18	15%	122
GENEDX		47	75	61%	122
HIGHLANDS MEDICAL CENTER		119	3	2%	122
THREE OAKS PHARMACY INC		109	13	11%	122
WINDERMERE MEDICAL CENTER		117	5	4%	122
PSL NAPLES BH OPERATIONS, LLC		122			122
MINUTECLINIC DIAGNOSTIC OF RHODE ISLAND, LLC #729		118	4	3%	122
AMERICAN HOUSE COCONUT POINT		104	18	15%	122
URGENT CARE TCMA			121	100%	121
LABCORP RTP		48	73	60%	121
MEYER PEDIATRICS		107	14	12%	121
Crystal Health & Rehab Center		115	6	5%	121
ISLAND URGENT CARE PLLC DBA AFC URGENT CARE		120	1	1%	121
Sandy Ridge Center for Rehabilitation and Healing		100	21	17%	121
FLORIDA DEPARTMENT OF HEALTH IN LAKE COUNTY	1	78	42	35%	121
PARKVIEW HEALTH		121			121
NSPIRE HEALTHCARE TAMARAC		80	40	33%	120

# COVID-19: testing by laboratory

Data through Mar 27, 2021 verified as of Mar 28, 2021 at 09:25 AM

Data in this report are provisional and subject to change.

The numbers in the table below represent the number of Florida and non-Florida residents for whom test results were received by the Department of Health. A person can be tested by more than one laboratory and can have both positive and negative results. **Therefore, the sum of the numbers in each column will be larger than the total number of people tested.**

Reporting lab	Inconclusive	Negative	Positive	Percent positive	Total
THE COURTYARD ASSISTED LIVING		116	4	3%	120
BROOKDALE JENSEN BEACH □		117	3	3%	120
FLORIDA ATLANTIC UNIVERSITY		113	7	6%	120
MINUTECLINIC LLC #4987		105	15	13%	120
MED ONE AT SAINT AUGUSTINE		87	32	27%	119
OPPENHEIMER PLASTIC SURGERY LLC		114	5	4%	119
CARE RESOURCE COMMUNITY HEALTH CENTERS INC		113	6	5%	119
Summit Medical Group		108	11	9%	119
MEMORY CARE OF NAPLES		119			119
PALMS FACILITY INC		104	15	13%	119
MATHISON RETIREMENT COMMUNITY		114	5	4%	119
ALTERNATIVE LIVING, INC DBA TWIN CITIES PAVILION		115	3	3%	118
HOBDARI FAMILY HEALTH LLC □		82	36	31%	118
RDX BIOSCIENCE		60	58	49%	118
COASTAL HEALTH AND REHAB		110	8	7%	118
SH HERON EAST LLC □		103	15	13%	118
VITAS HEALTHCARE CORPORATION OF FLORIDA		115	3	3%	118
NEIGHBORHOOD MEDICAL CENTER		112	5	4%	117
KINDRED HOSPITAL NORTH FLORIDA	3	107	7	6%	117
BELVEDERE COMMONS OF FORT WALTON BEACH		106	10	9%	116
LEE COUNTY SCHOOL DISTRICT	1	108	7	6%	116
L&S SENIOR CARE DBA ARCADIA OAKS	4	111	1	1%	116
BIODESIX, INC.		87	29	25%	116
SEMINOLE SPORTS AND FAMILY MEDICINE		103	13	11%	116
PINELLAS COUNTY JAIL			116	100%	116
MINUTECLINIC DIAGNOSTIC OF SOUTH CARO		94	22	19%	116
BARBARA O'REILLY MD PA		112	4	3%	116
HEARTLAND PHARMACY LAKE PLACID, INC		86	30	26%	116
ARBOR TERRACE SAN JOSE LLC	3	111	2	2%	116
SOLARIS SENIOR LIVING OF MERRITT ISLAND		111	4	3%	115
SUNFLOWER SPRINGS ASSISTED LIVING		105	10	9%	115
BROOKDALE COLONIAL PARK	2	112	1	1%	115
MONTEFIORE MEDICAL CENTER LABORATORIES - MOSES		105	10	9%	115
MD 365 MEDICAL CARE		114	1	1%	115
TIFFANY HALL NURSING AND REHAB CENTER		106	9	8%	115
SEVEN HILLS HEALTH AND REHABILITATION CENTER		99	16	14%	115
FLAGLER COLLEGE HEALTH SERVICES		83	32	28%	115
BROWARD HEALTH CORAL SPRINGS EPIDEMIOLOGY DEPT		1	114	99%	115
CABANA AT JENSEN DUNES, THE		110	4	4%	114
SURFSIDE URGENT CARE		92	22	19%	114
WESTWOOD NURSING & REHAB		80	34	30%	114
SOUTH BALDWIN MEDICAL CENTER GULF SHORES		91	23	20%	114
UNIVERSITY HEALTH SYSTEM INC		103	11	10%	114
ELAN BUENA VISTA		97	17	15%	114
PRIME HEALTH OF NORTH PORT LLC		97	17	15%	114
UNIVERSITY MEDICAL CENTER SUITES		100	14	12%	114

# COVID-19: testing by laboratory

Data through Mar 27, 2021 verified as of Mar 28, 2021 at 09:25 AM

Data in this report are provisional and subject to change.

The numbers in the table below represent the number of Florida and non-Florida residents for whom test results were received by the Department of Health. A person can be tested by more than one laboratory and can have both positive and negative results. **Therefore, the sum of the numbers in each column will be larger than the total number of people tested.**

Reporting lab	Inconclusive	Negative	Positive	Percent positive	Total
WELLOW URGENT CARE PC		113			113
ARDEN COURTS OF PALM HARBOR		94	19	17%	113
Courtyards of Orlando Care Center		101	12	11%	113
GRAND VILLA OF LAKELAND		107	6	5%	113
TREASURE COAST MEDICAL ASSOCIATES		4	109	96%	113
A2Z DIAGNOSTICS		111	1	1%	112
DIATHERIX LABORATORIES		68	44	39%	112
ALLIED HEALTH FORT PIERCE		112			112
PANCARE HEALTH GULF COUNTY		84	28	25%	112
CLEVELAND CLINIC FOUNDATION		12	100	89%	112
MY CLINICAL LAB INC		17	94	85%	111
MG PORT CHARLOTTE II SUBTENANT LLC		99	12	11%	111
TGH URGENT CARE - TYRONE		2	109	98%	111
HOSPICE OF THE EMERALD COAST INC - PANAMA CITY	2	102	7	6%	111
EC OPCO CARROLLWOOD LLC		105	6	5%	111
TURNING POINT OF TAMPA		105	6	5%	111
J FRANK AVEY MD		87	24	22%	111
ARBOR TERRACE ORTEGA LLC	2	107	2	2%	111
PHYSICIANS REGIONAL CLINIC		82	29	26%	111
VILLAS OF HOLLY BROOK - BRADENTON 14TH		109	2	2%	111
LATE HOURS URGENT CARE		60	50	45%	110
LEE MEMORIAL HEALTH SYSTEM HEALTH FAIR		105	5	5%	110
ISLAND DOCTORS		21	89	81%	110
LAKE HOUSE ASSISTED LIVING		93	17	15%	110
Hialeah Nursing And Rehabilitation Center		104	5	5%	109
ROHR HOME		106	3	3%	109
FHMG LAKE MARY PEDS		94	15	14%	109
Riviera Health Resort		108	1	1%	109
WESTCHESTER MEDICAL CENTER		106	3	3%	109
SUMMIT MEDICAL GROUP PA		99	10	9%	109
North Lake Care Center		107	1	1%	108
ALL MY KIDS PEDIATRICS INC		76	32	30%	108
EVANS HEALTH CARE		106	2	2%	108
SOUTH GEORGIA MEDICAL CENTER		68	40	37%	108
CSL PLASMA INC		7	101	94%	108
ORANGE PARK PEDIATRICS		98	10	9%	108
BAY VIEW HEALTHCARE		85	22	21%	107
NAVY HOSPITAL			107	100%	107
TUSCAN ISLE OPERATING COMPANY LLC DBA		103	4	4%	107
REGENCY OAKS HEALTH CENTER		105	2	2%	107
NORTH FLORIDA EVALUATION AND TREATMENT CENTER	2	99	5	5%	106
ELMCROFT OF BELLA VITA		98	8	8%	106
Golfview Healthcare Center		101	5	5%	106
WEST		92	14	13%	106
HEART OF FLORIDA REGIONAL MED CTR		35	71	67%	106
MEDICAL CONSULTANTS OF FLORIDA DBA	1	90	14	13%	105



# COVID-19: testing by laboratory

Data through Mar 27, 2021 verified as of Mar 28, 2021 at 09:25 AM

Data in this report are provisional and subject to change.

The numbers in the table below represent the number of Florida and non-Florida residents for whom test results were received by the Department of Health. A person can be tested by more than one laboratory and can have both positive and negative results. **Therefore, the sum of the numbers in each column will be larger than the total number of people tested.**

Reporting lab	Inconclusive	Negative	Positive	Percent positive	Total
PICH KTM CORP DBA MEDTOWN PHARMACY		89	16	15%	105
ARDEN COURTS OF WEST PALM BEACH		105			105
CORNERSTONE MEDICAL CARE OF BRANDON PL		86	19	18%	105
MINUTECLINIC DIAGNOSTIC OF NORTH CAROL		84	21	20%	105
Belleair Healthcare Center		99	6	6%	105
ST PETERSBURG PEDIATRICS-SEMINOLE		92	13	12%	105
CAREMOUNT MEDICAL - PATHOLOGY		101	4	4%	105
GRANDE, THE	2	98	4	4%	104
BAY PINES MEDICAL ASSOCIATES		1	103	99%	104
BAY REGIONAL URGENT CARE	1	65	38	37%	104
PEDIATRIC CARE CENTER- JACKSONVILLE BEACH		75	29	28%	104
WHITE PLAINS HOSPITAL CENTER LAB		100	4	4%	104
VISTA MANOR		92	12	12%	104
MICRO PATH LABORATORIES INC		101	3	3%	104
VIERA HOSPITAL			104	100%	104
EAST RIDGE RETIREMENT VILLAGE INC		104			104
PREDICTIVE LABORATORIES, INC	1	90	13	13%	104
BIGGERS FAMILY MEDICINE PA	1	91	12	12%	104
DELAND WELLNESS CENTER			103	100%	103
325TH MEDICAL GROUP		87	16	16%	103
ST MARK ASSISTED LIVING CENTER	1	89	12	12%	102
GENETIC TECHNOLOGICAL INNOVATIONS, LLC		90	12	12%	102
HENNEPIN HEALTHCARE LABORATORY		102			102
SUNSHINE GARDENS		101	1	1%	102
MERCY MEDICAL URGENT CARE CENTER INC		51	50	50%	101
HOSPICE OF MARTIN & ST LUCIE, INC		98	3	3%	101
BAPTIST MEDICAL CENTER SOUTH		81	20	20%	101
ADVANCED EMURGENT CARE		27	74	73%	101
HCTB INC		92	9	9%	101
BROOKDALE VERO BEACH SOUTH AL		101			101
CCS - BROWARD COUNTY JAIL		94	6	6%	100
PruittHealth Fleming Island		87	13	13%	100
EMERALD COAST CENTER		96	4	4%	100
XPRESS URGENT CARE- PORT ST. LUCIE		35	65	65%	100
LENOX HILL HOSPITAL		92	8	8%	100
HARBORCHASE OF NAPLES		87	13	13%	100
Consulate Health Care of Port Charlotte		98	2	2%	100
GIBBENS FAMILY MEDICAL, LLC		81	19	19%	100
GLOBAL CENTRAL LABS AT PPD	2	88	10	10%	100
DOUGLAS T JACOBSON STATE VETERANS HOME		100			100
ORLANDO LUTHERAN TOWERS ASSISTED LIVING		99			99
CENTRAL FLORIDA HEALTH CARE		47	52	53%	99
Cross Landings Health and Rehabilitation		97	2	2%	99
MINUTECLINIC DIAGNOSTIC OF SOUTH CAROLINA, LLC		83	16	16%	99
SANIBEL INTERNAL MEDICINE, LLC		96	3	3%	99
PLAZA OF HALLANDALE BEACH		98			98

# COVID-19: testing by laboratory

Data through Mar 27, 2021 verified as of Mar 28, 2021 at 09:25 AM

Data in this report are provisional and subject to change.

The numbers in the table below represent the number of Florida and non-Florida residents for whom test results were received by the Department of Health. A person can be tested by more than one laboratory and can have both positive and negative results. **Therefore, the sum of the numbers in each column will be larger than the total number of people tested.**

Reporting lab	Inconclusive	Negative	Positive	Percent positive	Total
PALMS EDGE	1	91	6	6%	98
LANDMARK, THE		48	50	51%	98
LECONTE MEDICAL CENTER LAB		79	19	19%	98
KORGENE LAB	1	28	69	70%	98
FLORIDA COMMUNITY HEALTH CENTERS INC			98	100%	98
SEMINOLE COUNTY HEALTH DEPARTMENT		79	19	19%	98
MACADAMS HOME HEALTH AGENCY		97	1	1%	98
URINEGOODHANDS LLC		96	2	2%	98
SIGNATURE HEALTHCARE OF PORT CHARLOTTE		91	7	7%	98
INNOVATIVE GENOMICS, LLC		77	21	21%	98
RIDGEWOOD DIAGNOSTIC LABORATORY		92	5	5%	97
NORTH SHORE MEDICAL LABS	1	89	7	7%	97
MINNESOTA TWINS		92	5	5%	97
CAN COMMUNITY HEALTH		96	1	1%	97
ARBOR TRAIL		77	20	21%	97
HEALTH CENTERS AT BRENTWOOD		96	1	1%	97
KALEIDA HEALTH CENTER FOR LABORATORY		91	6	6%	97
HURLBURT FIELD CLINIC		39	58	60%	97
ASHRAF MEDICAL GROUP PLLC DBA PULSE MD		94	3	3%	97
VILLAGE ON THE ISLE		92	5	5%	97
COASTAL DETOX		94	2	2%	96
MINUTECLINIC DIAGNOSTIC OF NORTH CARO		84	12	13%	96
BAYSHORE MEMORY CARE		96			96
PEDIATRIC ASSOCIATES ORLANDO		82	14	15%	96
SUPERIOR RESIDENCES OF LECANTO		81	15	16%	96
MARKET STREET VIERA		95	1	1%	96
KEYSTYLE LIVING LLC	1	94	1	1%	96
ADVENT HEALTH CENTRA CARE - EAST ORLANDO		65	30	32%	95
MIAMI BEACH COMMUNITY HEALTH CENTER		1	94	99%	95
DEVANSH LAB WERKS INC		79	16	17%	95
THE TERRACE OF KISSIMMEE		80	15	16%	95
CROSS CITY REHABILITATION AND HEALTH CARE CENTER		72	23	24%	95
BLISS HEALTHCARE SERVICES	1	72	22	23%	95
LIFESTREAM BEHAVIORIAL CENTER		74	21	22%	95
MINUTECLINIC DIAGNOSTIC OF OHIO LLC		77	18	19%	95
CONSULATE HEALTH CARE OF SARASOTA	1	93			94
FHMG- FLORIDA HOSPITAL MEDICAL GROUP		83	11	12%	94
MD NOW MEDICAL CENTERS INC		65	29	31%	94
OCALA CBOC		89	5	5%	94
G & R HEALTH MART PHARMACY		74	20	21%	94
ADVENT HEALTH CENTRA CARE - WATERMAN		79	15	16%	94
DIAGNOSTIC SOLUTIONS		3	91	97%	94
QPS, LLC		91	3	3%	94
ADVENTHEALTH MEDICAL GROUP PRIMARY CARE		89	4	4%	93
QUALITY URGENT CARE AND WELLNESS		54	39	42%	93
PENNSYLVANIA DEPT OF HEALTH		21	72	77%	93

# COVID-19: testing by laboratory

Data through Mar 27, 2021 verified as of Mar 28, 2021 at 09:25 AM

Data in this report are provisional and subject to change.

The numbers in the table below represent the number of Florida and non-Florida residents for whom test results were received by the Department of Health. A person can be tested by more than one laboratory and can have both positive and negative results. **Therefore, the sum of the numbers in each column will be larger than the total number of people tested.**

Reporting lab	Inconclusive	Negative	Positive	Percent positive	Total
PRESERVE AT PALM AIRE	3	90			93
PORT CHARLOTTE REHABILITATION CENTER		80	13	14%	93
CARE CENTERS OF NASSAU, LLC - HENDRICKS RD		93			93
East Bay Rehabilitation Center		59	34	37%	93
Consulate Health Care of Jacksonville		78	14	15%	92
PATRICK AIR FORCE BASE		3	89	97%	92
LABFIRST - DEPARTMENT OF PATHOLOGY		87	4	4%	91
ERIE COUNTY MEDICAL CTR CLINICAL LABS		87	4	4%	91
JOHN KNOX VILLAGE OF FLORIDA ALF	1	86	4	4%	91
AVERO DIAGNOSTICS		67	24	26%	91
MAGNOLIA DIAGNOSTIC		2	89	98%	91
Ocala Oaks Rehabilitation Center		85	6	7%	91
NEW SMYRNA BEACH URGENT CARE			91	100%	91
BAHIA OAKS LODGE		85	6	7%	91
HERON CLUB AT PRESTANCIA		89	2	2%	91
DEBARY HEALTH AND REHABILITATION CENTER		88	3	3%	91
HAWTHORN HOUSE		77	14	15%	91
KEYS MEDICAL GROUP			90	100%	90
CENTURY CENTER FOR REHABILITATION & HEALING		72	18	20%	90
TOTAL CARE PLUS LLC			90	100%	90
STONY BROOK UNIVERSITY MEDICAL CENTER		76	14	16%	90
PUTNAM COUNTY SHERIFFS OFFICE		83	7	8%	90
UNIVERSTIY CENTER MEDICAL LLC DBA	1	85	4	4%	90
HARBOR BEACH NURSING AND REHABILITATION CENTER		87	3	3%	90
STUART LODGE LIVING LLC		66	23	26%	89
FREEDOM INN AT TARPON SPRINGS		82	7	8%	89
Gabisa Medical LLC		89			89
PEDIATRIC SERVICES AND BREATHING CENTER PA		66	23	26%	89
AFTER HOURS PEDIATRICS			89	100%	89
ATRIUM AT LIBERTY PARK		85	4	4%	89
MENORAH HOUSE		88	1	1%	89
Winter Garden Rehab and Nursing Facility		78	11	12%	89
NORTH FLORIDA SPINE AND WELLNESS		69	20	22%	89
ARDEN COURTS OF SARASOTA		72	16	18%	88
GOVERNOR'S CREEK HEALTH & REHABILITATION		87	1	1%	88
LAKE GIBSON VILLAGE, LLC		85	3	3%	88
FLORIDA DEPARTMENT OF HEALTH IN WALTON COUNTY		75	13	15%	88
Lanier Rehab		63	25	28%	88
CALADIUM PEDIATRICS		79	9	10%	88
A COUNTRY PLACE ASSISTED LIVING FACILITY		86	2	2%	88
Baldwin Pediatrx		77	11	13%	88
CLYDE E LASSEN STATE VETERANS NURSING HOME		62	25	29%	87
EAST ALABAMA MEDICAL CENTER LABORATORY		75	12	14%	87
BAYLOR GENETICS		75	12	14%	87
Winter Park Care and Rehab		86	1	1%	87
UNIVERSITY OF NEW MEXICO HOSPITAL		87			87

# COVID-19: testing by laboratory

Data through Mar 27, 2021 verified as of Mar 28, 2021 at 09:25 AM

Data in this report are provisional and subject to change.

The numbers in the table below represent the number of Florida and non-Florida residents for whom test results were received by the Department of Health. A person can be tested by more than one laboratory and can have both positive and negative results. **Therefore, the sum of the numbers in each column will be larger than the total number of people tested.**

Reporting lab	Inconclusive	Negative	Positive	Percent positive	Total
BRANDON HEALTH AND REHABILITATION CENTER	1	85	1	1%	87
TOTAL RENAL LABORATORIES INC		77	10	11%	87
PACIFIC ANALYTICS			87	100%	87
PENSACOLA DEVELOPMENTAL CENTER		67	19	22%	86
CRESTVIEW URGENT CARE		15	71	83%	86
PALM BAY HOSPITAL			86	100%	86
BARRY UNIVERSITY STUDENT HEALTH SERVICES		52	34	40%	86
DISCOVERY VILLAGE AT THE FORUM		86			86
GRAND OAKS OF JENSEN BEACH LLC		85	1	1%	86
WINDSOR OAKS		85	1	1%	86
MEDEXPRESS - BLOOMIN BRANDS		65	20	24%	85
W. FRANK WELLS NURSING HOME		84	1	1%	85
LANDMARK HOSPITAL SOUTHWEST FLORIDA LLC		82	3	4%	85
KINDRED AT HOME		76	9	11%	85
VITAS HEALTHCARE CORP OF FLORIDA		84	1	1%	85
PRMG - EAST NAPLES	1	73	11	13%	85
MIAMI SHORES NURSING & REHAB		85			85
WALGREENS #12673		82	3	4%	85
HUNTINGTON HOSPITAL LABORATORY		81	3	4%	84
CATHOLIC HEALTH SYSTEM DEPT LABORATORY		82	2	2%	84
ARBOR OAKS AT TYRONE	9	73	2	2%	84
PINES OF SARASOTA GARDEN		84			84
NITE LITE PEDIATRICS - JACKSONVILLE		76	8	10%	84
MD 365 MEDICAL CARE PLLC		84			84
LONG TERM CARE OF JAY, LLC		63	21	25%	84
NORTH CENTRAL BRONX HOSPITAL		82	2	2%	84
FLORIDA PEDIATRIC GROUP		31	52	63%	83
COOPER FAMILY MEDICAL PLLC		63	20	24%	83
CANOPY ON BERRYHILL, THE		51	32	39%	83
EISENHOWER ARMY MEDICAL CENTER		76	7	8%	83
PUBLIC SQUARE PHARMACY LLC		65	18	22%	83
LABCORP EMPLOYER SERVICES		82	1	1%	83
MORTON PLANT HOSPITAL NURSING			83	100%	83
PARK OF THE PALMS INC		83			83
LAFAYETTE NURSING AND REHABILITATION CENTER		81	2	2%	83
MID FLORIDA PRIMARY CARE PA		69	14	17%	83
LAKE HOWELL FAMILY MEDICINE ASSOCIATES		69	13	16%	82
THE PAVILION FOR HEALTH CARE		72	10	12%	82
ORANGE COUNTY CORRECTIONS HEALTH SERVICES		63	19	23%	82
LAB		29	53	65%	82
Lexington Health and Rehabilitation Center		82			82
ST VINCENT'S BIRMINGHAM		75	7	9%	82
HUNTSVILLE HOSPITAL LABORATORY		57	25	30%	82
ROSECASTLE AT DELANEY CREEK		81	1	1%	82
BRILLIANCE ASSISTED LIVING		65	17	21%	82
BIO-TECH CLINICAL LABORATORIES		41	40	49%	81

# COVID-19: testing by laboratory

Data through Mar 27, 2021 verified as of Mar 28, 2021 at 09:25 AM

Data in this report are provisional and subject to change.

The numbers in the table below represent the number of Florida and non-Florida residents for whom test results were received by the Department of Health. A person can be tested by more than one laboratory and can have both positive and negative results. **Therefore, the sum of the numbers in each column will be larger than the total number of people tested.**

Reporting lab	Inconclusive	Negative	Positive	Percent positive	Total
JERICO URGENT CARE		77	4	5%	81
EMERALD COAST BEHAVIORAL HOSPITAL		75	6	7%	81
NORTHEAST FLORIDA STATE HOSP-NURSING		80	1	1%	81
EXPRESS DOCS LLC			81	100%	81
ACE BIOMEDICAL LABS LLC		68	13	16%	81
BEACHES PEDIATRICS PA		75	5	6%	80
BISHOP GRADY VILLAS		78	2	3%	80
ALLIANCE PEDIATRICS		49	31	39%	80
PRIMECARE AT TWIN LAKES		1	79	99%	80
BROOKDALE PALM COAST		80			80
ECOLAB GROUP		45	35	44%	80
PANIRA HEALTHCARE CLINIC		2	78	98%	80
CHAMBREL AT ISLAND LAKE		77	3	4%	80
PLYMOUTH HOME FOR ADULTS, INC.	8	71	1	1%	80
AU HEALTH		65	14	18%	79
SOUTH LAKE PEDIATRICS		71	8	10%	79
VETERANS AFFAIRS MEDICAL CENTER - PALO ALTO		28	51	65%	79
PEDIATRIC SERVICES OF AMERICA INC		74	5	6%	79
CBS LABS OF TAMPA LLC		3	76	96%	79
EDGEWATER AT WATERMAN VILLAGE		78	1	1%	79
BALMORAL TENANT SERVICES INC	1	43	35	44%	79
NEW MEXICO STATE PUBLIC HEALTH DIVISION		78			78
CENTRAL BALDWIN IMMEDIATE CARE & FAMILY PRACTICE		60	18	23%	78
LAKE MORTON PLAZA		75	3	4%	78
TRUE NORTH HEALTH NAVIGATION LLC DBA DISPATCHHEALTH	1	60	16	21%	77
BOND CLINIC PA		45	32	42%	77
HEALTH FIRST - PALM BAY HOSPITAL		2	75	97%	77
SIMED LABORATORY		61	16	21%	77
WEST VOLUSIA FAMILY AND SPORTS MEDICINE		75	2	3%	77
LAB PLUS, LLC AT SAINT THOMAS WEST HOSPITAL		63	14	18%	77
RARITAN BAY PERTH AMBOY		68	9	12%	77
MEDRITE URGENT CARE		64	13	17%	77
ORANGE CITY NURSING AND REHAB		75	2	3%	77
SUWANNEE COUNTY SHERIFF OFFICE		73	3	4%	76
WINDSOR REFLECTIONS		75	1	1%	76
BROWARD HEALTH MEDICAL CENTER CLINICAL LAB			76	100%	76
CATHOLIC HEALTH SERVICES REGIONAL LAB		69	7	9%	76
SIGNATURE HEALTHCARE OF MIDDLEBURG		74	2	3%	76
S-H THIRTY-FIVE OPCO- PORT ST LUCIE, LLC	1	75			76
WALGREENS 9627		70	6	8%	76
GRAND VILLA OF DELAND		70	6	8%	76
DYNAMIC MEDICAL USA			76	100%	76
BAYCARE MEDICAL GROUP		70	6	8%	76
SUNY UPSTATE OVERFLOW LABORATORY		76			76
CLINICAL PATHOLOGY ASSOCIATES-SONIC REFERENCE LAB		76			76
HOLMES COUNTY HEALTH DEPARTMENT	1	62	13	17%	76

# COVID-19: testing by laboratory

Data through Mar 27, 2021 verified as of Mar 28, 2021 at 09:25 AM

Data in this report are provisional and subject to change.

The numbers in the table below represent the number of Florida and non-Florida residents for whom test results were received by the Department of Health. A person can be tested by more than one laboratory and can have both positive and negative results. **Therefore, the sum of the numbers in each column will be larger than the total number of people tested.**

Reporting lab	Inconclusive	Negative	Positive	Percent positive	Total
MOBILE PHYSICIAN SERVICES INC		68	8	11%	76
PROMEDICA LABORATORIES		21	54	72%	75
WE SCREEN LLC		73	2	3%	75
JACOBI MEDICAL CENTER		70	5	7%	75
JENNIFER J CHIAVETTA-GRLSANTI DC		60	15	20%	75
BROWARD HEALTH MEDICAL CENTER		3	72	96%	75
ADVENTHEALTH EXPRESSCARE		45	30	40%	75
OAK MANOR NURSING HOME		70	4	5%	74
BROOKDALE OVIEDO		72	2	3%	74
ROYAL CARE OF AVON PARK		71	3	4%	74
SCOTT LAKE HEALTH AND REHABILITATION CENTER		71	3	4%	74
NOAH CLINICAL LABORATORY		63	11	15%	74
WATERCREST ST LUCIE WEST	1	69	3	4%	73
DOH-WEST PALM BEACH BRANCH LABORATORY		3	70	96%	73
ASSOCIATED CLINICAL LABORATORIES		65	8	11%	73
CONSULATE HEALTH CARE - LAKE MARY		72	1	1%	73
ST JOHNS COUNTY DETENTION CENTER		73			73
AVOW HOSPICE INC		72			72
Conway Lakes Health and Rehabilitation Center		72			72
ALTAMONTE PEDIATRIC ASSOCIATES		31	41	57%	72
CRAIG BERGER MD PL D/B/A BAY AREA EYE INSTITUTE		72			72
DISCOVERY VILLAGE AT PALM BEACH GARDENS		71	1	1%	72
INSTITUTE OF PATHOLOGY KINGS COUNTY		70	2	3%	72
WALGREENS 2941		69	3	4%	72
EVENTEST, LLC		70	2	3%	72
HAVEN OF OUR LADY OF PEACE		72			72
ADVANCED LAB		67	4	6%	71
AMMON LABS		61	10	14%	71
LAKE CITY VA MEDICAL CENTER			71	100%	71
MISIR DRUGS LLC		58	13	18%	71
TROPICANA MANUFACTURING COMPANY INC		65	6	8%	71
Summit Medical Group, Pa DbA Citymd		64	7	10%	71
NORTH FLORIDA PEDIATRICS		57	14	20%	71
INN AT ASTON GARDENS AT PELICAN POINTE,THE		67	4	6%	71
GRACE MEDICAL HOME		57	14	20%	71
STERLING HOUSE OF TALLAHASSEE	3	62	6	8%	71
STONY BROOK SOUTHAMPTON		69	2	3%	71
ADVENT HEALTH - LAKE MARY		60	10	14%	70
SUMMIT AT VENICE	2	63	5	7%	70
MD LABS		43	27	39%	70
USF HEALTH MORSANI CENTER		5	65	93%	70
GV NAPLES OPCO, LLC		69	1	1%	70
HARMONY CLINIC		1	69	99%	70
CENTRAL FLORIDA PEDIATRICS		38	32	46%	70
DELCARE PA		55	15	21%	70
SUNCOAST COMMUNITY HEALTH CENTERS PEDIATRICS		21	49	70%	70

# COVID-19: testing by laboratory

Data through Mar 27, 2021 verified as of Mar 28, 2021 at 09:25 AM

Data in this report are provisional and subject to change.

The numbers in the table below represent the number of Florida and non-Florida residents for whom test results were received by the Department of Health. A person can be tested by more than one laboratory and can have both positive and negative results. **Therefore, the sum of the numbers in each column will be larger than the total number of people tested.**

Reporting lab	Inconclusive	Negative	Positive	Percent positive	Total
PANCARE HEALTH - MALONE CLINIC		63	7	10%	70
Highlands Regional Hospital		63	7	10%	70
COLONY CARE CENTER		55	15	21%	70
SOS MOBILE MEDICAL CARE LLC		58	11	16%	69
PLANTATION GENERAL HOSPITAL CLINICAL LAB		26	43	62%	69
MEMORIAL MANOR		69			69
LUTHERAN HAVEN ASSISTED LIVING		69			69
PARKSIDE INN	3	64	2	3%	69
CP/AIG PENSACOLA DEVELOPMENT LLC		66	3	4%	69
BOND CLINIC DR ELDEEB		35	34	49%	69
INDIGO MANOR		22	47	68%	69
CL BRUMBACK PRIMARY CARE CLINICS		17	52	75%	69
SAN JOSE SENIOR CARE LLC	1	43	25	36%	69
FREEDOM SQUARE NURSING CENTER		61	8	12%	69
GRAND ST PAUL CVS		69			69
PANCARE HEALTH - FREEPORT CLINIC SUITE B		60	9	13%	69
HERITAGE HEALTHCARE AND REHABILITATION CENTER		69			69
LEVY COUNTY DEPARTMENT OF HEALTH		50	19	28%	69
BENTLEY CARE CENTER		68			68
BROOKDALE BONITA SPRINGS		67	1	1%	68
AEL- MEMPHIS		17	51	75%	68
BIG BOCA SMILES LLC		66	2	3%	68
TREASURE COAST PEDIATRICS PA		62	6	9%	68
SUNCOAST OPTIMAL WELLNESS		23	45	66%	68
TITUSVILLE FAMILY PRACTICE		16	52	76%	68
MEASE MANOR INC		63	4	6%	67
AR ANESTHESIA LLC		66	1	1%	67
EC OPCO PENSACOLA, LLC		66	1	1%	67
THOMAS INTERNAL MEDICINE		56	11	16%	67
LONGWOOD CARDIOLOGY			67	100%	67
GENPATH			67	100%	67
SOMERBY OF SANTA ROSA BEACH		57	9	14%	66
DEVELOPMENTAL DISABILITIES DEFENDANT PROGRAM		64	2	3%	66
NORTH SHORE UNIVERSITY HOSPITAL LABORATORY		60	6	9%	66
MEDEX MEDICAL EXPRESS OF PALATKA			66	100%	66
AMERICAN FAMILY MEDICAL		53	13	20%	66
JOHN KNOX VILLAGE OF CENTRAL FLORIDA		61	5	8%	66
NOMI HEALTH LAB SERVICES LLC		5	61	92%	66
Stratford Court of Palm Harbor		56	10	15%	66
MED EXPRESS		6	60	91%	66
VETERANS AFFAIRS MEDICAL CENTER - GULF COAST		27	38	58%	65
OKEECHOBEE URGENT CARE		17	48	74%	65
SUMMER VISTA ASSISTED LIVING		38	27	42%	65
BROOKDALE CENTRE POINTE	1	64			65
FLORIDA MEDICAL CLINIC PA		46	19	29%	65
ADVENT HEALTH CENTRA CARE - WINTER GARDEN		19	46	71%	65

# COVID-19: testing by laboratory

Data through Mar 27, 2021 verified as of Mar 28, 2021 at 09:25 AM

Data in this report are provisional and subject to change.

The numbers in the table below represent the number of Florida and non-Florida residents for whom test results were received by the Department of Health. A person can be tested by more than one laboratory and can have both positive and negative results. **Therefore, the sum of the numbers in each column will be larger than the total number of people tested.**

Reporting lab	Inconclusive	Negative	Positive	Percent positive	Total
TREASURE COAST FORENSIC TREATMENT CTR		44	21	32%	65
BOND AND STEELE CLINIC, PA		51	14	22%	65
SAMFORD UNIVERSITY HEALTH SERVICES		64	1	2%	65
OUT OF STATE		40	25	38%	65
WADSWORTH HEALTH CENTER		62	3	5%	65
ISLAND COAST PEDIATRICS		58	7	11%	65
CORAL GABLES HOSPITAL			65	100%	65
TRINITY AL SENIOR HOUSING LLC		45	19	30%	64
ARTHREX MEDICAL CENTER		39	25	39%	64
GREENLEAF ALF		63	1	2%	64
NEMOURS CHILDRENS PRIMARY CARE OVIEDO		51	13	20%	64
NXGEN MDX		20	44	69%	64
JOSEPH L MORSE GERIATRIC CENTER	2	59	3	5%	64
FLORIDA HEALTH CARE		8	55	87%	63
APC PEDIATRICS AT RYE ROAD MEDICAL PARK		63			63
MEDI CLINIC SARASOTA INC		62	1	2%	63
VIERA HEALTH AND REHABILITATION CENTER		62	1	2%	63
HERNANDO COUNTY FIRE RESCUE DISTRICT		29	34	54%	63
BEEHIVE HOMES OF GULF BREEZE		47	16	25%	63
DAVID POSNACK JEWISH DAY SCHOOL		63			63
LINCOLN MEDICAL AND MENTAL HEALTH CENTER		60	3	5%	63
TOWERS HOME CARE		59	4	6%	63
BURRY'S PHARMACY INC		37	25	40%	62
INTERNAL MEDICINE ASSOCIATES PA		58	4	6%	62
COLLIER COUNTY JAIL		60	2	3%	62
BLOCK NATION CHASE		50	12	19%	62
LAKELAND REGIONAL HEALTH		38	24	39%	62
MENTAL HEALTH CARE INC		53	9	15%	62
OVERLOOK HOSPITAL LABORATORY		57	5	8%	62
EMERALD COAST HOSPICE		61	1	2%	62
NORTH FLORIDA MEDICAL CENTER		58	4	6%	62
WILSON MEMORIAL REGIONAL MEDICAL CENTER		58	4	6%	62
ADVENT HEALTH - PALM COAST		1	61	98%	62
AESTHETIC SURGERY CENTER OF WINTER PARK, THE	3	53	5	8%	61
PALM BAY URGENT CARE		28	33	54%	61
TROY REGIONAL MEDICAL CENTER		50	11	18%	61
WASHINGTON REHABILITATION AND NURSING CENTER		51	10	16%	61
VILLAGES VA CBOC	2	54	5	8%	61
MICHAEL AKPEKE MD		52	9	15%	61
BRADFORD COUNTY HEALTH DEPARTMENT		60	1	2%	61
RITECARE MED CTR H			61	100%	61
MINUTECLINIC DIAGNOSTIC OF NEW JERSEY		54	7	11%	61
SILVER LAKE PEDIATRICS PA		55	6	10%	61
AESTHETIC ENHANCEMENTS		61			61
THE GOOD SHEPARDS OF DELAND-WEST		59	1	2%	60
ST FRANCIS HOSPITAL		52	8	13%	60



# COVID-19: testing by laboratory

Data through Mar 27, 2021 verified as of Mar 28, 2021 at 09:25 AM

Data in this report are provisional and subject to change.

The numbers in the table below represent the number of Florida and non-Florida residents for whom test results were received by the Department of Health. A person can be tested by more than one laboratory and can have both positive and negative results. **Therefore, the sum of the numbers in each column will be larger than the total number of people tested.**

Reporting lab	Inconclusive	Negative	Positive	Percent positive	Total
CINNAMON COVE ALF		59	1	2%	60
BREVARD HEALTH ALLIANCE INC		57	3	5%	60
EAST HILL PHARMACY		42	18	30%	60
LPG CONVENIENT CARE AT PINE ISLAND ROAD		54	6	10%	60
81ST MEDICAL GROUP		28	32	53%	60
THE PRESERVE AT CLEARWATER		58	2	3%	60
PERSONAL PEDIATRICS		53	7	12%	60
SONORAN DESERT PATHOLOGY ASSOCIATES		3	57	95%	60
TWIN CREEKS ASSISTED LIVING & MEMORY CARE		57	3	5%	60
TALLAHASSEE VA OPC		58	2	3%	60
LIFE HOPE LABS, LLC		60			60
BioReference Laboratories, Inc		8	52	87%	60
MILLENIUM PHYSICIANS GROUP		1	58	98%	59
TBI RESIDENTIAL SERVICES, INC.		48	11	19%	59
UHEALTH AT FISHER ISLAND			59	100%	59
CVS MINUTE CLINIC		1	58	98%	59
FERN PARK DEVELOPMENTAL CENTER		5	54	92%	59
MICHAEL A VENAZIO MD		56	3	5%	59
WAVE CREST HEALTH AND REHABILITATION CENTER		57	2	3%	59
INFINITY BIOLOGIX LLC OAKDALE		56	3	5%	59
BIOTECH		52	7	12%	59
Palms at Ponte Vedra Assisted Living and Memory Care		56	3	5%	59
ROCKLEDGE REGIONAL MEDICAL CENTER		30	29	49%	59
STEINHATCHEE FAMILY MEDICAL CENTER	1	50	8	14%	59
INTERNAL LAB		50	9	15%	59
BIG BEND CARES, INC		51	8	14%	59
CARDIOLOGY AND MEDICINE ASSOCIATES		43	16	27%	59
MEDLOGIC LABORATORIES		3	55	95%	58
SONATA BOCA RATON		54	4	7%	58
BRANDON COMMUNITY HEALTH CENTER		44	14	24%	58
MINUTECLINIC DIAGNOSTIC OF KANSAS, PA		49	9	16%	58
HORIZON ALF		57	1	2%	58
Margate Health and Rehabilitation Center		56	2	3%	58
PANCARE HEALTH - JACKSON COUNTY		47	11	19%	58
TUKA PEDIATRICS		7	51	88%	58
MICHIGAN DEPARTMENT OF HEALTH AND HUMAN SERVICES	1		57	98%	58
KINDRED HOSPITAL CENTRAL TAMPA BLOOD GAS	1	52	5	9%	58
PALM RIVER COMMUNITY HEALTH CENTER		52	5	9%	57
ST CLOUD PHYSICIAN MANAGEMENT LLC DBA ST CLOUD		28	29	51%	57
KAPG FLEMING ISLAND SENIOR HOUSING OPCO LLC	1	56			57
BUECHELE DENTAL PA DBA CLERMONT FAMILY DENTISTRY		47	10	18%	57
THE CANOPY AT BERRYHILL		57			57
CHILDREN'S HOSPITAL OF ALABAMA		56	1	2%	57
KEY WEST MEDICAL CENTER	1	50	6	11%	57
BARNETT PARK		2	55	96%	57
CDR MAGUIRE INC	1	7	49	86%	57

# COVID-19: testing by laboratory

Data through Mar 27, 2021 verified as of Mar 28, 2021 at 09:25 AM

Data in this report are provisional and subject to change.

The numbers in the table below represent the number of Florida and non-Florida residents for whom test results were received by the Department of Health. A person can be tested by more than one laboratory and can have both positive and negative results. **Therefore, the sum of the numbers in each column will be larger than the total number of people tested.**

Reporting lab	Inconclusive	Negative	Positive	Percent positive	Total
MALCOM RANDALL DEPT OF VAMC			57	100%	57
DEPT OF VA MED CENTE-WEST PALM BEACH			57	100%	57
GENESIS DERMATOLOGY		53	4	7%	57
ALZHEIMERS CARE CENTER OF VIERA LTD		37	20	35%	57
SUMTER PEDIATRICS		52	5	9%	57
THE PLAYERS CHAMPIONSHIP		57			57
ASCENSION SACRED HEART BAY LABORATORY		54	3	5%	57
THE TRADITION OF THE PALM BEACHES		55	1	2%	56
FINLAY CLINICAL LABORATORY		20	36	64%	56
KESHAV RX LLC		45	11	20%	56
PHYSICIANS PRIMARY CARE OF SOUTHWEST FLORIDA		39	17	30%	56
FLORIDA HEALTH CARE DELAND			56	100%	56
ROSECASTLE OF JACKSONVILLE LLC		55	1	2%	56
ALEXANDER NININGER STATE VETERANS		56			56
GOOD HEARTS COVID TESTING		13	43	77%	56
EAGLES WATCH CLUSTER		47	9	16%	56
MARQUIS LABS, LLC		55	1	2%	56
MAUREEN OROURKE-FUTEY			56	100%	56
CARE CENTERS OF NASSAU LLC MINER ROAD SOUTH		56			56
ATRIA PARK OF LAKE FOREST (WG HERITAGE LF LLC)		54	2	4%	56
ADVENT HEALTH - MOUNT DORA		10	46	82%	56
HIALEAH HOSPITAL RESPIRATORY DEPT			56	100%	56
TIFFANY HALL NURSING AND REHAB		44	12	21%	56
COOPER FAMILY MEDICAL, PLLC		46	10	18%	56
MEADOWCREST FAMILY PHYSICIANS PA	1	33	22	39%	56
GOLDEN POND COMMUNITIES		55			55
FAMILY HEALTH CENTER		40	15	27%	55
SAFARI PEDIATRICS PA		54	1	2%	55
NITE LITE PEDIATRICS - PORT ST. LUCIE		46	9	16%	55
ERDOX		52	3	5%	55
PATHOLOGY CONSULTANTS OF NEW MEXICO		55			55
SARATOGA HOSPITAL LABORATORY		50	5	9%	55
KENDALL REGIONAL MEDICAL CENTER LAB	3		52	95%	55
SONATA HUNTERS CREEK		47	8	15%	55
ALL AMERICAN URGENT CARE			55	100%	55
Salerno Bay Health & Rehabilitation Center		45	10	18%	55
PREMIER MEDICAL ASSOCIATES ALL FLORIDA LLC		54	1	2%	55
CAMPBELL URGENT CARE			55	100%	55
PROMEDICA SENIOR LIVING		51	3	6%	54
ST. CLOUD MEDICAL GROUP		54			54
CLERMONT HEALTH AND REHAB		40	14	26%	54
SARASOTA CO. HEALTH DEPT # 58		40	14	26%	54
CERTUS MTD OPCP LLC		52	2	4%	54
ERIC C MRSHAL, MD, PC #1842		51	3	6%	54
UNITED LABORATORY SERVICES CORPORATION		38	16	30%	54
CAMBRIDGE SECURITY SERVICES		51	3	6%	54

# COVID-19: testing by laboratory

Data through Mar 27, 2021 verified as of Mar 28, 2021 at 09:25 AM

Data in this report are provisional and subject to change.

The numbers in the table below represent the number of Florida and non-Florida residents for whom test results were received by the Department of Health. A person can be tested by more than one laboratory and can have both positive and negative results. **Therefore, the sum of the numbers in each column will be larger than the total number of people tested.**

Reporting lab	Inconclusive	Negative	Positive	Percent positive	Total
JUNIPER VILLAGE AT NAPLES		53	1	2%	54
APOLLOMDX LABS		32	22	41%	54
MINUTECLINIC DIAGNOSTIC OF HAWAII LLC		47	7	13%	54
DOT DOC SARASOTA		49	5	9%	54
PALM BAY PEDIATRICS		36	18	33%	54
WEST ISLIP URGENT CARE		49	5	9%	54
FUTURE PEDIATRICS		51	3	6%	54
FAMILY EXTENDED CARE OF PUNTA GORDA		54			54
FAST PACE MEDICAL CLINIC, PLLC		47	7	13%	54
GENTIVA HEALTH SERVICES CERTIFIED INC		50	3	6%	53
SANTA BARBARA CARE CENTER		35	18	34%	53
ST VINCENTS PRIMARY CARE		48	5	9%	53
BARNES HEALTHCARE OF FLORIDA LLC		49	4	8%	53
NICEVILLE URGENT CARE		8	45	85%	53
VALENCIA HOUSE ALF		52	1	2%	53
QUOTIENT SCIENCES LABS LLC			53	100%	53
VPA PC LAB		48	5	9%	53
SOMERSET			53	100%	53
MISSION OAKS ASSISTED LIVING□		51	2	4%	53
CVS NY4098030POCT NEW YORK		52	1	2%	53
Osprey Point Nursing Center		51	2	4%	53
S-H THIRTY FIVE OPCO - ORANGE CITY, LLC		43	10	19%	53
UNIVERSITY OF WEST FLORIDA, THE		52	1	2%	53
ADVENT HEALTH		49	3	6%	52
SOUTHSIDE HOSPITAL NORTHWELL HEALTH LABORATORY		45	7	13%	52
LPG PRIMARY CARE AT SURFSIDE		46	6	12%	52
EMERGENCY PHYSICIANS MEDICAL CENTER LLC		34	18	35%	52
LITTLE NECK URGENT CARE		50	2	4%	52
SNH BRFL TENANT LLC	2	50			52
CALHOUN COUNTY HEALTH DEPT		25	27	52%	52
INTERNAL MEDICINE SPECIALIST		46	6	12%	52
ROCHESTER GENERAL HOSPITAL LABORATORY		48	4	8%	52
INN AT THE FOUNTAINS, THE		34	17	33%	51
LPG PEDIATRICS AT PAGE FIELD		50	1	2%	51
MIAMI CLINICAL RESEARCH CORP		12	39	76%	51
LAKELAND REGIONAL HEALTH GATEWAY CENTER		28	23	45%	51
OAKS OF CLEARWATER, THE		48	3	6%	51
PENNSYLVANIA DEPARTMENT OF HEALTH BUREAU OF LABORATORIES			51	100%	51
GULFVIEW MEDICAL INSTITUTE		51			51
Jupiter Medical Center Pavilion		50	1	2%	51
AVANTE ST CLOUD		48	3	6%	51
MEDICAL PAVILION CLINIC		36	14	28%	50
ORCHID COVE AT DAYTONA		45	5	10%	50
TRADITIONAL HOME HEALTH OF PALM BEACH INC		49	1	2%	50
ADVENT HEALTH EXPRESS CARE		5	45	90%	50
HILA BECKERMAN MD LLC	1	45	4	8%	50

# COVID-19: testing by laboratory

Data through Mar 27, 2021 verified as of Mar 28, 2021 at 09:25 AM

Data in this report are provisional and subject to change.

The numbers in the table below represent the number of Florida and non-Florida residents for whom test results were received by the Department of Health. A person can be tested by more than one laboratory and can have both positive and negative results. **Therefore, the sum of the numbers in each column will be larger than the total number of people tested.**

Reporting lab	Inconclusive	Negative	Positive	Percent positive	Total
WALGREENS #10373		48	2	4%	50
PHILLIPPE RIDGE		38	12	24%	50
BENTON HOUSE OF PORT ORANGE		44	6	12%	50
BETHUNE-COOKMAN UNIVERSITY		32	18	36%	50
MIRIMUS CLINICAL LABS	1	20	29	58%	50
PORT ST. LUCIE - ZAXBY'S		50			50
PORT CHARLOTTE HMA		45	5	10%	50
SOUTHEAST ALABAMA MEDICAL CENTER			50	100%	50
SOUTH CAROLINA DEPT OF HEALTH AND ENVIRONMENT CONTROL		11	39	78%	50
MINUTECLINIC DIAGNOSTIC OF SOUTH CAROL		45	4	8%	49
RAINBOW PEDIATRICS PC LLC / BREAKFAST POINT		38	11	22%	49
NORTHBROOK CENTER FOR		47	2	4%	49
HOME CARE PHARMACY		49			49
GEORGE E WEEMS MEMORIAL HOSPITAL LAB		39	10	20%	49
ALLEGRO		47	2	4%	49
BENTLEY VILLAGE II		40	9	18%	49
CENTRA CARE - LAKE NONA		6	43	88%	49
DOH		23	26	53%	49
PRACTICE MANAGEMENT OF AMERICA, INC.		7	42	86%	49
NORTH FLORIDA PEDIATRICS - JACKSONVILLE		44	5	10%	49
HEALTH FIRST - CAPE CANAVERAL HOSPITAL		1	48	98%	49
USF		1	48	98%	49
SOLARIS SENIOR LIVING NORTH NAPLES		48	1	2%	49
SOFT CELL LABORATORIES		45	4	8%	49
S-H THIRTY FIVE OPCO - LUTZ, LLC		47	1	2%	48
POPLAR HEALTHCARE PLLC	1	11	36	75%	48
CAREMED INTERNAL MEDICINE		30	18	38%	48
SEWANEE MOLECULAR DIAGNOSTICS LABORATO		48			48
NAPLES PEDIATRICS INC		43	5	10%	48
ADVENTHEALTH MEDICAL GROUP MULTISPECIALTY			48	100%	48
THE TERRACE OF JACKSONVILLE		3	45	94%	48
NEW YORK PRESBYTERIAN - QUEENS DIAGNOSTIC		44	4	8%	48
BAY CENTER HURRICANE SHELTER		48			48
SPRING MANOR ASSISTED LIVING		48			48
GRAND OAKS OF PALM CITY LLC	1	41	6	13%	48
QHC UPSTATE MEDICAL PC		40	8	17%	48
COURTYARD GARDENS OF JUPITER		48			48
LONG ISLAND UNIVERSITY - POST CAMPUS		48			48
FHMG_CTR FOR SENIOR HEALTH		43	5	10%	48
GRAND AVENUE RX			48	100%	48
PREMIER MEDICAL ASSOCIATES		46	2	4%	48
LONG ISLAND JEWISH MED CTR		45	3	6%	48
ST ANTHONYS PRIMARY CARE LLC/JACKSON STREET			48	100%	48
PREMIER COMMUNITY HEALTHCARE GROUP INC		46	2	4%	48
INTERLAB		1	46	98%	47
NAVARRE GARDENS		41	6	13%	47

# COVID-19: testing by laboratory

Data through Mar 27, 2021 verified as of Mar 28, 2021 at 09:25 AM

Data in this report are provisional and subject to change.

The numbers in the table below represent the number of Florida and non-Florida residents for whom test results were received by the Department of Health. A person can be tested by more than one laboratory and can have both positive and negative results. **Therefore, the sum of the numbers in each column will be larger than the total number of people tested.**

Reporting lab	Inconclusive	Negative	Positive	Percent positive	Total
COMPLETE HOME CARE OF THE PALM BEACHES LLC		43	4	9%	47
Citymd Of Toms River		41	6	13%	47
ADVENT HEALTH - LAKE WALES		35	12	26%	47
BAPTIST URGENT CARE		43	4	9%	47
FELICIDAD MEDICAL CENTER		1	46	98%	47
CAPE REGIONAL MEDICAL CENTER		45	2	4%	47
MARIANNA HEALTH AND REHABILITATION CENTER		46	1	2%	47
MADISON COUNTY MEMORIAL HOSPITAL LABORATORY		15	32	68%	47
HERNANDO ENDOSCOPY AND SURGERY CENTER		36	11	23%	47
NORTH FLORIDA / SOUTH GEORGIA VETERANS HEALTH SYSTEM		1	45	98%	46
WINTER GARDEN REHAB AND NURSING CENTER		42	4	9%	46
INTERCOASTAL MEDICAL GROUP			46	100%	46
ADVENT HEALTH MEDICAL GROUP OB GYN AT		40	6	13%	46
WG EVERGREEN WOODS SH LLC		46			46
EAST MANATEE FAMILY	1	1	44	96%	46
CORNERSTONE PEDIATRICS		35	11	24%	46
TAMPA BAY CONCIERGE DOCTOR, LLC		44	2	4%	46
POINTE AT NEW PORT PLACE,THE		46			46
EMED LABS, LLC	3	43			46
PREMIER PLACE HEALTHCARE AT THE GLENVIEW		46			46
FAMILY EXTENDED CARE OF WINTER HAVEN		44	2	4%	46
HARTFORD HEALTH SERVICES LLC		46			46
NIGHT LITE PEDIATRICS CENTER LLC		10	36	78%	46
TRICORE REF LABS - UNIV OF NM		46			46
PATRICK MANOR INCORPORATED		46			46
COLLIER BLVD HMA PHYSICIAN MANAGEMENT LLC		46			46
PINES NURSING HOME		44	2	4%	46
CITYMD OF MANAHAWKIN		44	2	4%	46
ADVENTIST HEALTH SYSTEM FLORIDA		31	15	33%	46
MOBILE DOC FL, LLC		29	17	37%	46
Guardian Care Nursing and Rehabilitation Center		46			46
OCOE PEDIATRICS		39	7	15%	46
IMA MEDICAL CENTER		31	15	33%	46
H LEE MOFFITT CANCER CENTER MICRO		46			46
KAPG ST AUGUSTINE SENIOR HOUSING OPCO LLC		37	9	20%	46
ALLIANCE OF PHYSICIANS AGAINST COVID-19			45	100%	45
BIOREFERENCE LABORATORIES INC		4	41	91%	45
COLLIER URGENT CARE CENTERS		44	1	2%	45
CARE 4 U MANAGEMENT, INC			45	100%	45
PANCARE HEALTH - BAY COUNTY - YOUNGSTOWN		40	5	11%	45
NEOGENOMICS LABORATORIES INC		45			45
STUART URGENT CARE			45	100%	45
NEXT MOLECULAR ANALYTICS		14	31	69%	45
LINCOLN DIAGNOSTIC LAB		43	2	4%	45
GRAMERCY PARK URGENT CARE		43	2	4%	45
BRP SH OPCO LLC		45			45

# COVID-19: testing by laboratory

Data through Mar 27, 2021 verified as of Mar 28, 2021 at 09:25 AM

Data in this report are provisional and subject to change.

The numbers in the table below represent the number of Florida and non-Florida residents for whom test results were received by the Department of Health. A person can be tested by more than one laboratory and can have both positive and negative results. **Therefore, the sum of the numbers in each column will be larger than the total number of people tested.**

Reporting lab	Inconclusive	Negative	Positive	Percent positive	Total
HOLY NAME HOSPITAL LABORATORY		43	2	4%	45
LARA HEALTH AND WELLNESS CENTER LLC		45			45
ENCOMPASS HEALTH REHABILITATION HOSPITAL OF LARGO		42	3	7%	45
SOUTHPORT SQUARE HARBOUR HEALTH		45			45
GUIDEWELL EMERGENCY MEDICINE DOCTORS LLC		19	26	58%	45
LAKE CO EMPLOYEE HEALTH AND WELLNESS CENTER		41	4	9%	45
SHERMAN-ABRAMS LABORATORY INC		41	4	9%	45
REDI-MED WALK-IN FAMILY CARE			45	100%	45
Gulf Shore Care Center		39	5	11%	44
RADIOLOGY ASSOCIATES OF VENICE AND ENGLEWOOD		42	2	5%	44
FLORIDA HOSPITAL		28	16	36%	44
THE MERIDIAN AT BOCA RATON	1	43			44
UNION MEDICAL CARE PLLC		43	1	2%	44
VANDERBILT UNIVERSITY MEDICAL CENTER		39	5	11%	44
TGH URGENT CARE POWERED BY FAST TRACK			44	100%	44
LUTHERAN HAVEN EXTENDED CONGREGATE CAR		44			44
PEDIATRICS OF CENTRAL FLORIDA – SAINT CLOUD	2	40	2	5%	44
LYSTER ACH FT RUCKER AL		41	3	7%	44
CITY OF CAPE CORAL		34	10	23%	44
SAN CARLOS PHARMACY		39	5	11%	44
ADVENTHEALTH MEDICAL GROUP FAMILY MEDICINE		39	5	11%	44
WALGREENS 3145		41	3	7%	44
ASHTON PLACE	3	37	4	9%	44
MORTON PLANT			44	100%	44
LOURDES HOSPITAL INC		41	2	5%	43
COURTYARD GARDENS OF BOYNTON BEACH, LLC		40	3	7%	43
PLAINVIEW URGENT CARE		40	3	7%	43
WOLFF CTR FOR CHILD & ADOLESCENT HEALTH PLLC,THE		26	17	40%	43
DUVAL PHARMACY		32	11	26%	43
Gulfport Rehabilitation Center		40	3	7%	43
ROYAL PALM SENIOR RESIDENCE		43			43
MINUTECLINIC, LLC		37	6	14%	43
FIRST CHOICE URGENT CARE		12	31	72%	43
LAKE MARY KIDS CENTRA CARE		33	10	23%	43
BRANCH MEDICAL CLINIC			43	100%	43
VIP WALK IN CLINIC		21	22	51%	43
PRINCETON VILLAGE□		39	4	9%	43
ISLAND URGENT CARE PLLC		41	2	5%	43
DOCTORS CENTER PA,THE		37	6	14%	43
MULBERRY CARE CENTER		36	7	16%	43
ADVANCE URGENT CARE CENTER, LLC		2	41	95%	43
PINELLAS INTERNAL MEDICINE ASSOCIATES	1	39	3	7%	43
CHILDRENS CLINIC		13	29	69%	42
CVS MINUTE CLINIC DIAGNOSTIC OF NORTH CAROL		36	6	14%	42
JFK MEDICAL CENTER NORTH LAB		1	41	98%	42
BENTON HOUSE OF ST. JOHNS		40	2	5%	42

# COVID-19: testing by laboratory

Data through Mar 27, 2021 verified as of Mar 28, 2021 at 09:25 AM

Data in this report are provisional and subject to change.

The numbers in the table below represent the number of Florida and non-Florida residents for whom test results were received by the Department of Health. A person can be tested by more than one laboratory and can have both positive and negative results. **Therefore, the sum of the numbers in each column will be larger than the total number of people tested.**

Reporting lab	Inconclusive	Negative	Positive	Percent positive	Total
MILLENNIA ADVANCED SCIENTIFIC LLC			42	100%	42
University Hills health and Rehabilitation		32	10	24%	42
MAIMONIDES-SHALOM ACADEMY, INC		41	1	2%	42
Atlantic Shore Nursing and Rehab		42			42
URGENT CARE & WELLNESS CENTER		10	32	76%	42
SUNCOAST TECHNICAL COLLEGE SCHOOL OF HEALTH		42			42
CLINICAL LABORATORY		42			42
PACIFICA SENIOR LIVING OCALA		37	5	12%	42
OPTUMCARE SOUTH FLORIDA, LLC		35	7	17%	42
KIVA AT CANTERBURY		25	17	40%	42
AVALON PARK RETIREMENT RESIDENCE		40	1	2%	41
LEE COMMUNITY HEALTHCARE - LEHIGH		34	7	17%	41
CROSSROADS URGENT CARE		26	15	37%	41
WHITE-WILSON MEDICAL CENTER		30	11	27%	41
STAT ONE URGENT CARE CENTER		2	39	95%	41
CITRUS COUNTY HEALTH DEPARTMENT		35	6	15%	41
ORTHOPAEDIC SURGERY CENTER		41			41
BRONX LEBANON HOSPITAL-MEDICAL CENTER		37	4	10%	41
ATRIA WILLOW WOOD		39	2	5%	41
NORTHWELL HEALTH PLAINVIEW HOSPITAL LABORATORY		32	9	22%	41
IMA MEDICAL GROUP POINCIANA		18	23	56%	41
A & R RESEARCH GROUP		35	6	15%	41
FLORIDA HOSPITAL NEW SMYRNA		4	37	90%	41
SIMEDHEALTH LLC		33	8	20%	41
LPG PULMONOLOGY-COCONUT POINT		35	6	15%	41
PEDIATRICS OF CENTRAL FLORIDA KISSI		33	8	20%	41
MID-FLORIDA PATHOLOGY, LLC		33	8	20%	41
UNIVERSITY OF ALABAMA		38	3	7%	41
PRIDE DIAGNOSTICS		24	16	40%	40
LABCORP		16	24	60%	40
ST JOSEPHS HOSPITAL SOUTH HOSPITAL			40	100%	40
Signature Healthcare of Ormond		40			40
ROADS PEDIATRICS,LLC		38	2	5%	40
Bon Secours Maria Manor		35	5	13%	40
NORTH CAROLINA DEPARTMENT OF HEALTH & HUMAN SERVICES	1		39	98%	40
CLINICAL PATHOLOGY LABORATORIES, INC		40			40
M&V SAN JOSE MEDICAL CENTER			40	100%	40
CAPITAL REGIONAL MEDICAL CENTER		2	38	95%	40
ADVENT HEALTH CENTRA CARE - LAKE LAND		30	10	25%	40
LONGLEAF DIAGNOSTIC LABORATORIES		11	29	73%	40
MAIN STREET MEDICAL CENTER OF CRESTVIEW PA		20	19	49%	39
TGH URGENT CARE - RIVERVIEW			39	100%	39
GUYAN VALLEY WELLNESS CENTER		32	7	18%	39
LIGHTHOUSE PEDIATRICS OF NAPLES		35	4	10%	39
JUNIPER VILLAGE AT CAPE CORAL		34	5	13%	39
BOND CLINIC, PA		9	30	77%	39

# COVID-19: testing by laboratory

Data through Mar 27, 2021 verified as of Mar 28, 2021 at 09:25 AM

Data in this report are provisional and subject to change.

The numbers in the table below represent the number of Florida and non-Florida residents for whom test results were received by the Department of Health. A person can be tested by more than one laboratory and can have both positive and negative results. **Therefore, the sum of the numbers in each column will be larger than the total number of people tested.**

Reporting lab	Inconclusive	Negative	Positive	Percent positive	Total
SUNSHINE ASSISTED LIVING		39			39
WG BAYPOINT VILLAGE SH LLC		38	1	3%	39
LAKE INTERNAL MEDICINE ASSOCIATES PA		32	7	18%	39
BAY COUNTY JAIL ANNEX		34	5	13%	39
STETSON UNIVERSITY STUDENT HEALTH CENTER		3	36	92%	39
CDR MAGUIRE - MIAMI BEACH CC MISSION 17388		2	37	95%	39
BIOFIRE		7	32	82%	39
BRIDGEVIEW CENTER LLC		27	12	31%	39
PREMISE HEALTH MIA		1	38	97%	39
GENEXPERT			39	100%	39
BAYSHORE PATHOLOGY CONSULTANTS PA		37	2	5%	39
CLINICAL RESEARCH SEQUENCING PLATFORM		8	31	79%	39
CORRECTIONAL MEDICAL GROUP		27	12	31%	39
MEDEX MEDICAL EXPRESS OF PALATKA LLC			39	100%	39
MINUTECLINIC DIAGNOSTIC OF NORTH CAROLINA		38	1	3%	39
CEDAR CREEK AT KINGS BAY INC		39			39
BROOKDALE BRANDON	1	38			39
EASTERN SHORE URGENT CARE		27	11	29%	38
EVIVIA		36	2	5%	38
CCRC @ SUNFLOWER LLC		35	3	8%	38
MOLECULAR DIAGNOSTICS		5	33	87%	38
FLORIDA DEPARMENT OF HEALTH CLAY COUNTY		25	13	34%	38
ANDALUSIA HEALTH		21	17	45%	38
ATRIA SAN PABLO		36	2	5%	38
MAKO MEDICAL		21	17	45%	38
NEWPATH DIAGNOSTICS		30	8	21%	38
HOMEWOOD RESIDENCE AT FREEDOM PLAZA		37	1	3%	38
Life Care Center of Citrus County		37	1	3%	38
THE MEDICAL GROUP OF SOUTH FLORIDA INC		34	4	11%	38
AUTUMN OF SARASOTA		12	26	68%	38
STEWART MEDICAL GROUP, INC		21	17	45%	38
HIGHLANDS COUNTY FIRE RESCUE		38			38
ONE MILO		37			37
SOMA MEDICAL CENTER PA #3		5	32	86%	37
PREMIUM HEALTH SERVICES OF TAMPA BAY LLC		19	18	49%	37
BITTINGS APOTHECARY INC		33	4	11%	37
ALAN A SMITH MD LLC		34	3	8%	37
PATHOGENIUS LABORATORIES		30	7	19%	37
NIGHT LITE PEDIATRIC CENTER		10	27	73%	37
MINUTECLINIC DIAGNOSTIC OF RHODE ISLAND, LLC #1544		36	1	3%	37
NAPHCARE INC		32	5	14%	37
FAMILY EXTENDED CARE OF SEBRING INC		35	2	5%	37
HOLZER HEALTH CENTER		5	32	86%	37
ST AUGUSTINE PEDIATRIC ASSOC		33	4	11%	37
ST JOSEPHS CHILDRENS OUTREACH			37	100%	37
PONCE THERAPY CARE CENTER		34	3	8%	37



# COVID-19: testing by laboratory

Data through Mar 27, 2021 verified as of Mar 28, 2021 at 09:25 AM

Data in this report are provisional and subject to change.

The numbers in the table below represent the number of Florida and non-Florida residents for whom test results were received by the Department of Health. A person can be tested by more than one laboratory and can have both positive and negative results. **Therefore, the sum of the numbers in each column will be larger than the total number of people tested.**

Reporting lab	Inconclusive	Negative	Positive	Percent positive	Total
BELVEDERE COMMONS OF SUN CITY CENTER		37			37
CONNECTICUT DEPARTMENT OF HEALTH		22	15	41%	37
BULLS HEAD URGENT CARE		35	2	5%	37
ACCURATE DIAGNOSTIC LAB		35	2	5%	37
THE COLLIER AT NAPLES		36	1	3%	37
INNOVATION CLINICAL TRIALS, INC			37	100%	37
TAYLORVILLE FAMILY MEDICINE		30	7	19%	37
HR SARASOTA OPERATOR LLC		25	12	32%	37
ST JUDE LABORATORIES		33	3	8%	36
IMMEDIATE CARE PA		32	4	11%	36
FAMILY AND INTERNAL MEDICINE AT AVALON PARK		32	4	11%	36
HARMONY HEALTH OPCO, LLC		15	21	58%	36
MINUTECLINIC DIAGNOSTIC OF LOUISIANA		34	2	6%	36
PROFESSIONAL PEDIATRICS		34	2	6%	36
SIDDH INC DBA SAN CARLOS PHARMACY		33	3	8%	36
MINUTECLINIC DIAGNOSTIC MEDICAL GROUP		33	3	8%	36
BVL/LITTLE ANGEL PEDIATRICS		36			36
ADULT MEDICINE OF LAKE COUNTY INC			36	100%	36
PECONIC BAY MEDICAL CENTER LABORATORY		27	9	25%	36
ALWAYS BEST CARE SENIOR SERVICES		33	3	8%	36
CENTRAL FLORIDA HEALTH CARE INC WAUCHULA SITE 2		29	7	19%	36
WASHINGTON COUNTY HEALTH DEPARTMENT		24	12	33%	36
LPG PRIMARY CARE AT PINE ISLAND		31	5	14%	36
LPG CONVENIENT CARE AT METRO		33	3	8%	36
ADVENT HEALTH - FISH MEMORIAL		2	33	94%	35
EAST CENTRAL FLORIDA OUTPATIENT IMAGING		23	12	34%	35
MAINSTREET FAMILY URGENT CARE		1	34	97%	35
RIVERHEAD URGENT CARE		34	1	3%	35
ST. MARYS MEDICAL CENTER		1	34	97%	35
ISLAND LAKE CENTER		14	21	60%	35
ALABAMA CLINICS		19	16	46%	35
PALM POINT BEHAVIORAL HEALTH		35			35
CAREHERE LAKE SCHOOLS EMPLOYEE HEALTH CENTER		24	11	31%	35
COLLIER HMA PHYSICIAN MANAGEMENT LLC		27	8	23%	35
WUESTHOFF MEMORIAL HOSPITAL			35	100%	35
NCHD		21	14	40%	35
UNION MEDICAL CARE		35			35
PARKSIDE HEALTH AND REHABILITATION CENTER			35	100%	35
ST LUCIE COUNTY JAIL		26	9	26%	35
LAKE COUNTY SCHOOLS EMPLOYEE HEALTH CENTER		24	11	31%	35
POARCH BANC CREEK INDIANS TRIBAL HEALTH DEPARTMENT			35	100%	35
VETERANS AFFAIRS MEDICAL CENTER - NEW YORK HARBOR		34	1	3%	35
BASSETTI MEDICAL RESEARCH INC		29	6	17%	35
UNIVERSITY HOSPITAL		30	5	14%	35
PATHGROUP		9	26	74%	35
NORTH FLORIDA PHARMACY		33	2	6%	35

# COVID-19: testing by laboratory

Data through Mar 27, 2021 verified as of Mar 28, 2021 at 09:25 AM

Data in this report are provisional and subject to change.

The numbers in the table below represent the number of Florida and non-Florida residents for whom test results were received by the Department of Health. A person can be tested by more than one laboratory and can have both positive and negative results. **Therefore, the sum of the numbers in each column will be larger than the total number of people tested.**

Reporting lab	Inconclusive	Negative	Positive	Percent positive	Total
NEUROINTERNATIONAL SARASOTA		32	3	9%	35
FHMG-FLORIDA HOSPITAL MEDICAL GROUP		25	10	29%	35
VIKOR SCIENTITIC		5	30	86%	35
MINUTECLINIC DIAGNOSTIC OF MICHIGAN		32	3	9%	35
REHAB AND HEALTHCARE CENTER OF CAPE CORAL		35			35
BENTON HOUSE OF CLERMONT		35			35
ARCPPOINT LABS OF WEST PALM BEACH		3	32	91%	35
P23 LABS		35			35
BOCA TOXICOLOGY LLC		33	2	6%	35
IRL		4	31	89%	35
COASTAL LABORATORIES OF FLORIDA		32	3	9%	35
WALGREENS COVID-19		27	8	23%	35
D W MCMILLAN MEMORIAL HOSPITAL		24	11	31%	35
AYERS NURSING AND REHABILITATION CENTER		34			34
MINUTE CLINIC LLC #2216		32	2	6%	34
PARAMOUNT WALK-IN CLINIC		1	33	97%	34
BAY STREET PHARMACY		32	2	6%	34
CITRUS CARE CLINIC			34	100%	34
TRIPLE O MEDICAL SERVICES INC		31	3	9%	34
FLAGLER HOSPITAL INC	2		32	94%	34
REDI-MED WALK IN FAMILY CLINIC			34	100%	34
SOUTHCOR LABORATORY		4	30	88%	34
HARBORCHASE OF WELLINGTON CROSSING		32	2	6%	34
MEDCOMP SCIENCES			34	100%	34
PEACHTREE IMMEDIATE CARE		13	21	62%	34
DCH REGIONAL MEDICAL CENTER LABORATORY		33	1	3%	34
RESIDENTIAL PLAZA AT BLUE LAGOON INC		31	3	9%	34
WALK IN MEDICAL URGENT CARE		34			34
FLORIDA PEDIATRIC GROUP PA		28	6	18%	34
TUSCAN GARDENS OF DELRAY BEACH MANAGEMENT COMPANY,		34			34
LONG TERM CARE OF GULF BREEZE LLC		30	4	12%	34
SOUTHEASTERN OUTPATIENT SURGERY CENTER		31	3	9%	34
JACKSON HEALTH SYSTEM		2	32	94%	34
THE SPRINGS OF PARC HILL		33	1	3%	34
GREENSBORO PATHOLOGY LLC		29	5	15%	34
WELLMED AT NEW TAMPA		24	10	29%	34
MIDDLETOWN MEDICAL P C		24	10	29%	34
THORNBURG PEDIATRICS		32	2	6%	34
RASHDA ALBIBI M.D. P.A.		31	3	9%	34
VETERAN AFFAIRS MEDICAL CENTER - JAMES J PETERS		30	3	9%	33
JAMAICA HOSPITAL MEDICAL CENTER		29	4	12%	33
EVERLYWELL		19	14	42%	33
DAVENPORT PEDIATRICS CLERMONT PA		29	4	12%	33
LAKE SHERIFF		32	1	3%	33
NIGHT LITE PEDIATRICS URGENT CARE CENTER			33	100%	33
CORAL HOUSE ASSISTED LIVING COMMUNITY LLC		33			33

# COVID-19: testing by laboratory

Data through Mar 27, 2021 verified as of Mar 28, 2021 at 09:25 AM

Data in this report are provisional and subject to change.

The numbers in the table below represent the number of Florida and non-Florida residents for whom test results were received by the Department of Health. A person can be tested by more than one laboratory and can have both positive and negative results. **Therefore, the sum of the numbers in each column will be larger than the total number of people tested.**

Reporting lab	Inconclusive	Negative	Positive	Percent positive	Total
AHSE ROP		32	1	3%	33
BOND CLINIC		3	30	91%	33
COMMUNITY MEDICAL CARE CENTER INC			33	100%	33
Consulate Health Care of Orange Park		27	6	18%	33
PORT SAINT JOHN FAMILY PRACTICE		21	12	36%	33
AMMON ANALYTICAL LABORATORIES		29	4	12%	33
GREENRIDGE GROUP HOME	3	11	19	58%	33
FLORIDA DEPARTMENT OF HEALTH IN MONROE COUNTY		27	6	18%	33
VILLA COURT LLC		33			33
SANFORD MOBILE LAB PGA TOUR		32	1	3%	33
VETERANS HOME		1	32	97%	33
WINDSOR WOODS REHAB & HEALTHCARE CTR		32	1	3%	33
AMBRY GENETICS CORPORATION	23	10			33
Kensington Gardens		33			33
PHOSPHORUS DIAGNOSTICS		27	6	18%	33
PHYSICIAN ASSOCIATES LLC		26	7	21%	33
WESTWOOD NURSING AND REHABILITATION		28	5	15%	33
METRO KNOXVILLE HMA		25	8	24%	33
ORLANDO CLINICAL RESEARCH CENTER		31	2	6%	33
GRAND VILLA OF ALTAMONTE SPRINGS		26	7	21%	33
EP MEDICAL EQUIPMENT PHARMACY		29	4	12%	33
CITY OF OCALA EMPLOYEE HEALTH AND WELLNESS CENTER		26	6	19%	32
PASSPORT HEALTH ORLANDO		32			32
FORT CAROLINE GARDENS, INC		30	2	6%	32
ROCKLAND URGENT CARE FAMILY HEALTH NP		31	1	3%	32
WESTMINSTER ST AUGUSTINE		32			32
WARDE MEDICAL LABORATORY		24	8	25%	32
STATEN ISLAND UNIVERSITY HOSPITAL-POUCH		31	1	3%	32
MINUTE CLINIC DIAGNOSTIC OF VIRGINIA, LLC		32			32
1ST PRIORITY LAB SERVICES		26	6	19%	32
Heartland Health Care Center North Sarasota		18	14	44%	32
IPSUM DIAGNOSTICS		3	29	91%	32
TANVIR H SHAGAR NP		27	5	16%	32
TRADITIONAL HOME CARE INC		31	1	3%	32
BROOKDALE CANOPY OAKS			32	100%	32
FLORIDA PRESBYTERIAN HOMES INC		31	1	3%	32
LONG BEACH URGENT CARE		32			32
OPIS COQUINA CENTER		32			32
ARTHREX MEDICAL CENTER EAST		25	7	22%	32
COLORADO DEPARTMENT OF HEALTH LABORATORY SERVICES DIVISION			32	100%	32
ADVANCED URGENT CARE		12	20	63%	32
SOUTHWEST LABS		32			32
MADISON POINTE CARE CENTER		32			32
GRAND VILLA OF NEW PORT RICHEY		25	7	22%	32
UNIVERSITY MEDICAL CTR OF PRINCETON AT		30	2	6%	32
UNIPATH		24	7	23%	31

# COVID-19: testing by laboratory

Data through Mar 27, 2021 verified as of Mar 28, 2021 at 09:25 AM

Data in this report are provisional and subject to change.

The numbers in the table below represent the number of Florida and non-Florida residents for whom test results were received by the Department of Health. A person can be tested by more than one laboratory and can have both positive and negative results. **Therefore, the sum of the numbers in each column will be larger than the total number of people tested.**

Reporting lab	Inconclusive	Negative	Positive	Percent positive	Total
COLLIER ANESTHESIA PAIN LLC		31			31
UR CARE FAMILY AND SPORTS MEDICINE			31	100%	31
ADVENTHEALTH MEDICAL GROUP FAMILY & INTERNAL		12	19	61%	31
LabCorp L#09258130 M#09258125		12	19	61%	31
MICHAEL J D'AMBROSE MD PA		29	2	6%	31
PREMIER URGENT CARE CENTER LLC			31	100%	31
EC OPCO TIMBERLIN PARC LLC		31			31
JUPITER MEDICAL CENTER PHYSICIANS GROUP, INC		28	3	10%	31
DISCOVERY COMMONS AT BRADENTON		31			31
ADVENTHEALTH MEDICAL GROUP FAMILY MEDICINE AT RDV		31			31
REGENCY PARK ASSISTED LIVING FACILITY		29	2	6%	31
HOLLISMED LLC		29	2	6%	31
EASYCARE WALK-IN CLINIC	1	11	19	61%	31
NAPHCARE, INC.		21	10	32%	31
ENT AND ALLERGY ASSOCIATES OF FLORIDA LLC		30	1	3%	31
ATLAN		26	5	16%	31
THE PALMS PHARMACY, INC		28	3	10%	31
HEALTH FIRST - VIERA HOSPITAL		1	30	97%	31
AMERICAN ESOTERIC LABORATORIES		15	16	52%	31
GROWING TOGETHER PEDIATRICS, LLC		27	4	13%	31
Okeechobee Health Care Facility		16	14	47%	30
MINUTE CLINIC DIAGNOSTIC OF SC, LLC #75		29	1	3%	30
PERDIDO URGENT CARE		1	29	97%	30
HERITAGE WATERSIDE		27	3	10%	30
AMELIA ASSISTED LIVING FACILITY		30			30
CHIPOLA MEDICAL ASSOCIATES		10	20	67%	30
CIGNA PBSO WEST PALM			30	100%	30
Heritage Park Care and Rehabilitation		30			30
OAKMONTE VILLAGE		29	1	3%	30
MULBERRY'S MOBILE PROVIDER SERVICES LLC		16	14	47%	30
LAKE MARY - STIRLING CENTER SUITE 202			30	100%	30
ADVENT HEALTH PRIMARY CARE PLUS, WINTER GARDEN		26	4	13%	30
BOCA BIOLISTIC REFERENCE LAB			30	100%	30
CARILLON SPORTS AND FAMILY MEDICINE		23	7	23%	30
CLINICLOUD, LLC			30	100%	30
Wiregrass Rehabilitation Center and Nursing Home		28	2	7%	30
COUNTY OF LOS ANGELES			30	100%	30
JOHN D ARCHBOLD MEMORIAL HOSPITAL		29	1	3%	30
WEINBERG VILLAGE		29	1	3%	30
FORT VALLEY STATE UNIVERSITY		29	1	3%	30
FLORIDA ENDOSCOPY & SURGERY CTR LLC		30			30
AMEERAH LABS			30	100%	30
MAGNOLIA DIAGNOSTICS, LLC		3	27	90%	30
THE TERRACE AT IVY ACRES ALF		11	19	63%	30
OAK HARBOR ASSISTED LIVING FACILITY		27	3	10%	30
LEE MEMORIAL HEALTH SYSTEM D/B/A LEE COMMUNITY		27	3	10%	30

# COVID-19: testing by laboratory

Data through Mar 27, 2021 verified as of Mar 28, 2021 at 09:25 AM

Data in this report are provisional and subject to change.

The numbers in the table below represent the number of Florida and non-Florida residents for whom test results were received by the Department of Health. A person can be tested by more than one laboratory and can have both positive and negative results. **Therefore, the sum of the numbers in each column will be larger than the total number of people tested.**

Reporting lab	Inconclusive	Negative	Positive	Percent positive	Total
UNIVERSITY BEHAVIORAL CENTER		29			29
CDC		17	12	41%	29
ST PETER'S BENDER LABORATORY		28	1	3%	29
P4CLINICAL	3	2	24	83%	29
ACCESS 365 URGENT CARE		9	20	69%	29
FAST PACE MEDICAL CLINIC		26	3	10%	29
PALM GARDEN OF JACKSONVILLE		27	2	7%	29
PRO HEALTH HARMONY		29			29
NEMOURS CHILDRENS CLINIC		22	7	24%	29
HUNTINGTON STATION URGENT CARE		28	1	3%	29
SUNTREE INTERNAL MEDICINE		29			29
INTERIM HEALTHCARE OF NORTHWEST FLORIDA INC		27	2	7%	29
ISLAMORADA VILLAGE OF ISLANDS FIRE RESCUE		27	2	7%	29
MARYLAND DEPARTMENT OF HEALTH			29	100%	29
COMPREHENSIVE CHILDCARE		23	6	21%	29
UNIV OF ROCHESTER-STRONG MEMORIAL HOSP		28	1	3%	29
CENTER ONE SURGERY CENTER		24	5	17%	29
RENAISSANCE SENIOR LIVING	1	28			29
PALMS, THE		29			29
MINUTE CLINIC, LLC DBA MINUTECLINIC #4505		27	2	7%	29
MIGUEL E TREVINO MD PA		25	4	14%	29
MD NOW MEDICAL CENTERS, INC.		26	3	10%	29
UCLA HEALTHCARE CLINICAL LABS		23	6	21%	29
STEWART MELBOURNE HOSPITAL			29	100%	29
WEISS PEDIATRIC CARE LLC		16	13	45%	29
GULFSIDE HOSPICE INC		26	3	10%	29
SANDALWOOD NURSING CENTER		29			29
ROBERT H JENKINS JR VETERANS' DOMICILIARY HOME OF		26	3	10%	29
BAPTIST PRIMARY BLACK CREEK SOUTH			29	100%	29
A AND R RESEARCH GROUP LLC		25	4	14%	29
CARE HERE		6	23	79%	29
DAVID LAWRENCE CENTER		25	4	14%	29
LABORATORY ALLIANCE OF CENTRAL NEW YORK		28	1	3%	29
PANCARE HEALTH - BONIFAY K-8			29	100%	29
CAPE CORAL HOSPITAL ABG LABORATORY		16	13	45%	29
NURSES HELPING HANDS INC ALF		29			29
STEINHATCHEE DRUGS		23	6	21%	29
STUART REHABILITATION AND HEALTHCARE		14	15	52%	29
DUVAL COUNTY HEALTH DEPARTMENT		29			29
FAMILY CARE PARTNERS URGENT CARE LLC		23	6	21%	29
Rehabilitation Center of the Palm Beaches		29			29
DOCTOR TODAY TLC LLC			28	100%	28
NORTH PINELLAS CHILDRENS MEDICAL CENTER			28	100%	28
JOSEF SCHENKER MD PC DBA CENTERS URGENT		26	2	7%	28
ASTORIA HEALTH AND REHABILITATION CENTER		27	1	4%	28
CERON PEDIATRICS & INTEGRATIVE MEDICIN		28			28

# COVID-19: testing by laboratory

Data through Mar 27, 2021 verified as of Mar 28, 2021 at 09:25 AM

Data in this report are provisional and subject to change.

The numbers in the table below represent the number of Florida and non-Florida residents for whom test results were received by the Department of Health. A person can be tested by more than one laboratory and can have both positive and negative results. **Therefore, the sum of the numbers in each column will be larger than the total number of people tested.**

Reporting lab	Inconclusive	Negative	Positive	Percent positive	Total
GRAND LIVING AT LAKEWOOD RANCH		27	1	4%	28
PORT ST LUCIE HOSPITAL		25	3	11%	28
LAKELAND NURSING AND REHABILITATION CENTER			28	100%	28
Cleveland Clinic Laboratories		4	24	86%	28
ORANGE PEDIATRICS			28	100%	28
SUNSHINE PEDIATRICS OF CENTRAL FLORIDA PL		26	2	7%	28
ACTIVE SENIOR LIVING		26	2	7%	28
NATIONAL MENTOR HEALTHCARE LLC			28	100%	28
EDEN AT CRESTVIEW		12	16	57%	28
BOCA SIMON LAB		1	27	96%	28
MARION PEDIATRICS PA		21	7	25%	28
KEY PRIMARY CARE			28	100%	28
MINUTECLINIC DIAGNOSTIC OF RHODE ISLAND, LLC #212		28			28
URGENT CARE CENTER			28	100%	28
LAKE PLACID HEALTH AND REHABILITATION		1	27	96%	28
CRESTVIEW IMMEDIATE CARE LL		4	24	86%	28
PULSE & REMEDY LLC		13	15	54%	28
BROOKDALE PHILLIPPI CREEK			28	100%	28
SYNIVERSE WELLNESS CENTER		24	4	14%	28
CHILDREN'S MEDICAL CENTER			28	100%	28
CARDIOLOGY AND MEDICINE ASSOCIATES INC		27	1	4%	28
LEE MEMORIAL HEALTH SYSTEM		24	4	14%	28
RESIDENCE AT BAY VUE		27	1	4%	28
STATCARE URGENT & WALK IN MEDICAL CARE		25	3	11%	28
UNIVERSITY OF ILLINOIS VETERINARY DIAG	1	26	1	4%	28
FAMILY CARE PARTNERS		18	10	36%	28
PINELLAS 1 HOME HEALTH CARE CORP		27			27
WIREGRASS CLINIC LLC		22	5	19%	27
BROOKDALE UNIVERSITY HOSPITAL		25	2	7%	27
Grand Villa of Clearwater		25	2	7%	27
LEXINGTON PLACE SENIOR LIVING COMMUNITY		27			27
SANITAS		4	23	85%	27
HEALTHPARK MEDICAL CENTER ABG LAB		26	1	4%	27
FIRST CHOICE PEDIATRICS LOOP		25	2	7%	27
RAINBOW PEDIATRICS		1	26	96%	27
THE COMMONWEALTH OF MASSACHUSETTS		1	26	96%	27
KIVA AT CANTERBURY, LLC		27			27
BUREAU OF PUBLIC HEALTH	1	6	20	74%	27
MINUTECLINIC, LLC #08366		22	5	19%	27
JOSEF SCHENKER MD PC		27			27
GASTROENTEROLOGY ASSOCIATES OF PENSACOLA PA		23	4	15%	27
LOOP PEDIATRICS		22	5	19%	27
SUNCOAST LABS			27	100%	27
BROOKDALE SOUTHPOINT			27	100%	27
BROOKWOOD BAPTIST MEDICAL CENTER		26	1	4%	27
VICK STREET MANOR		27			27

# COVID-19: testing by laboratory

Data through Mar 27, 2021 verified as of Mar 28, 2021 at 09:25 AM

Data in this report are provisional and subject to change.

The numbers in the table below represent the number of Florida and non-Florida residents for whom test results were received by the Department of Health. A person can be tested by more than one laboratory and can have both positive and negative results. **Therefore, the sum of the numbers in each column will be larger than the total number of people tested.**

Reporting lab	Inconclusive	Negative	Positive	Percent positive	Total
UNION CHD		24	3	11%	27
CHILDRENS MEDICAL CENTER			27	100%	27
AMERICAN RESEARCH LABS		24	3	11%	27
ATRIA LADY LAKE		27			27
SPANISH RIVER HIGH SCHOOL ESE		23	4	15%	27
BROWARD HEALTH IMPERIAL POINT NURSING			27	100%	27
EXPRESS CARE OF BELLEVIEW		27			27
JOSEPH SCHENKER MD PC DBA CENTERS URGENT		24	3	11%	27
VASSAR BROTHERS MEDICAL CENTER LABORATORY		25	2	7%	27
ORLANDO HEALTH PRIMARY CARE PEDIATRICS		27			27
MINIMALLY INVASIVE VASCULAR INC		24	2	8%	26
HOLIDAY MEDICAL ASSOCIATES		1	25	96%	26
URGENT FAMILY CARE INC		23	3	12%	26
THE MINIER URGENT CARE		20	6	23%	26
Clearwater Center		12	14	54%	26
LAKES DIALYSIS CENTER INC			26	100%	26
FLORIDA MEDICAL CLINIC - MULTI SPECIALTY CAMPUS		9	17	65%	26
DARDEN WELLNESS CENTER		23	3	12%	26
MINUTECLINIC, LLC #4230		22	4	15%	26
MINUTE CLINIC DIAGNOSTIC OF VIRGINIA		21	5	19%	26
PULMONARY SPECIALISTS OF THE PALM BEACHES		16	10	38%	26
LOT HEALTH SERVICES	1	25			26
EAST HILL MEDICAL GROUP		17	9	35%	26
COLORADO DEPARTMENT OF PUBLIC HEALTH AND ENVIRONMENT			26	100%	26
TREEHOUSE PEDIATRICS & FAMILY CARE		26			26
MONCRIEF ARMY HEALTH CLINIC			26	100%	26
PARK WEST MEDICAL CENTER		25	1	4%	26
MINUTECLINIC DIAGNOSTIC OF TEXAS		22	4	15%	26
LABORATORY MEDICINE CONSULTANTS-LMC PA		24	2	8%	26
CAMP BOGGY CREEK		26			26
ABL MEDICAL CARE LLC			26	100%	26
EPIC REFERENCE LABS INC			26	100%	26
OAKTREE HEALTHCARE			26	100%	26
EXPRESS FAMILY CARE LLC		11	15	58%	26
ADVENT HEALTH MEDICAL GROUP- FAMILY MEDICINE AT DR. PHILIPS		21	5	19%	26
MARTHA'S HOUSE & ASSISTED LIVING FACILITY		26			26
GRAND VILLA OF DEL RAY WEST		23	3	12%	26
MONTEFIORE NEW ROCHELLE HOSPITAL		24	2	8%	26
PALM BEACH COUNTY FIRE RESCUE		24	2	8%	26
WAKULLA COUNTY HEALTH DEPARTMENT		12	14	54%	26
BAYCARE HEALTH SYSTEMS, LLC			26	100%	26
WEST BROWARD CARE CENTER		24	2	8%	26
ADVENT HEALTH PARTIN SETTLEMENT HEALTH PARK		18	8	31%	26
GOOD SAMARITAN HOSPITAL LABORATORY		23	3	12%	26
LEE PHYSICIAN GROUP		23	3	12%	26
MEDEXPRESS URGENT CARE - BLOOMINGTON		22	3	12%	25

# COVID-19: testing by laboratory

Data through Mar 27, 2021 verified as of Mar 28, 2021 at 09:25 AM

Data in this report are provisional and subject to change.

The numbers in the table below represent the number of Florida and non-Florida residents for whom test results were received by the Department of Health. A person can be tested by more than one laboratory and can have both positive and negative results. **Therefore, the sum of the numbers in each column will be larger than the total number of people tested.**

Reporting lab	Inconclusive	Negative	Positive	Percent positive	Total
ADVENT HEALTH - LAKE MARY PEDIATRICS		16	9	36%	25
TALLAHASSEE DEVELOPMENTAL CENTER		24	1	4%	25
CANTON-POTSDAM HOSPITAL LABORATORY		24	1	4%	25
SOUTH FLORIDA DIALYSIS CENTER		8	17	68%	25
SUMMERGATE PHARMACY		23	2	8%	25
MINUTECLINIC DIAGNOSTIC OF PENNSYLVANIA		24	1	4%	25
SUNQUEST		3	22	88%	25
MD BEAUTY LABS, PA		23	2	8%	25
HUNT CLUB PEDIATRIC ASSOCIATES LLC		21	4	16%	25
RJ LEE GROUP	1	23	1	4%	25
THE WATERMARK AT VISTAWILLA		25			25
ST. CLOUD HOSPITAL		20	5	20%	25
MINUTE CLINIC DIAGNOSTIC OF NEW JERSEY		24	1	4%	25
Summit Medical Group Westfield Lab		22	3	12%	25
PBSO WEST PALM FAMILY PRACTICE		1	24	96%	25
GRAND VILLA OF ENGLEWOOD		20	5	20%	25
FEDERAL PRISON CAMP PENSACOLA			25	100%	25
CLEARWATER EMPLOYEE HEALTH CLINIC		9	16	64%	25
ENCOMPASS HEALTH REHABILITATION HOSPITAL OF SARASOTA		25			25
GREEN GABLES ASSISTED LIVING FACILITY		25			25
COASTAL COMPLETE CARE		11	14	56%	25
WOMENS CARE FLORIDA LABORATORY		25			25
DELRAY BEACH FACIAL PLASTIC SURGERY		25			25
ARCPPOINT LABS OF FORT LAUDERDALE		25			25
COASTAL SKIN SURGERY AND DERMATOLOGY		18	7	28%	25
URGENT CARE USA LLC		2	23	92%	25
COOPER HEALTHCARE		22	3	12%	25
WALGREEN		16	9	36%	25
ADVENT HEALTH EXPRESS		9	16	64%	25
MAYO CLINIC JACKSONVILLE		1	24	96%	25
ASSISTED LIVING OF BROWARD		25			25
MADWAR		19	6	24%	25
CARENOW - DOWNTOWN NORTH GULCH		24	1	4%	25
MINUTECLINIC DIAGNOSTIC OF TN, PC 374		21	4	16%	25
WESTPAC LABS		1	24	96%	25
Casa Mora Rehabilitation & Extended Care		25			25
GRAND VILLA OF ST. PETERSBURG		22	2	8%	24
URGENT CARE USA			24	100%	24
MID FLORIDA PATHOLOGY LLC		23	1	4%	24
NOVANT HEALTH		18	6	25%	24
PHYSICIANS PRIMARY CARE OF SW FLORIDA PL		24			24
ACCESS HEALTH CARE PHYSICIANS LLC		10	14	58%	24
TOTAL ACCESS URGENT CARE		1	23	96%	24
HENNEPIN COUNTY MEDICAL CENTER (HCMC)		13	11	46%	24
COMMUNITY HEALTH OF SOUTH FLORIDA			24	100%	24
CARE CENTERS OF NASSAU LLC MINER ROAD NORTH		24			24



# COVID-19: testing by laboratory

Data through Mar 27, 2021 verified as of Mar 28, 2021 at 09:25 AM

Data in this report are provisional and subject to change.

The numbers in the table below represent the number of Florida and non-Florida residents for whom test results were received by the Department of Health. A person can be tested by more than one laboratory and can have both positive and negative results. **Therefore, the sum of the numbers in each column will be larger than the total number of people tested.**

Reporting lab	Inconclusive	Negative	Positive	Percent positive	Total
MINUTECLINIC, LLC, DBA MINUTECLINIC #5		21	3	13%	24
PRIME CARE ONE LLC/HARBORCHASE OF VENICE			24	100%	24
SENIOR HEALTH OF WINTER PARK DUNDEE		24			24
ATRIA AT ST JOSEPHS		24			24
TIMBERLANE LODGE ALF	1	16	7	29%	24
SPRINGWOOD COURT		19	5	21%	24
HERITAGE OAKS ASSISTED LIVING & MEMORY CARE		20	4	17%	24
SANFORD PEDIATRIC ASSOCIATES, PA		22	2	8%	24
WESTMINSTER WOODS ON JULINGTON CREEK		22	2	8%	24
SUMMIT MEDICAL GROUP - 75 E NORTHFIELD		22	2	8%	24
STATE LAB		2	22	92%	24
PACIFICA SENIOR LIVING FORT MYERS		15	9	38%	24
SHORE MEMORIAL HOSPITAL		21	3	13%	24
CENTERPLACE HEALTH		3	21	88%	24
THE LODGE AND REHABILITATION CENTER		9	15	63%	24
VIRTUA		20	4	17%	24
VILLAGES REHABILITATION AND NURSING CENTER		24			24
ASURANCE SCIENTIFIC LABORATORIES		24			24
SENIOR LIVING IV SUN CITY LLC		17	7	29%	24
MADISON COUNTY MEMORIAL HOSP		12	12	50%	24
WELLOW URGENT CARE		23	1	4%	24
Grand Villa of Deerfield Beach		22	2	8%	24
ALAN SERURE MD		24			24
CSH LAKE ORIENTA LP		24			24
RAINBOW PEDIATRIC CENTER		2	22	92%	24
PALMS MEDICAL GROUP - LAKE CITY WEST		3	21	88%	24
ROWLETT MIDDLE ACADEMY		22	2	8%	24
FINLAY C. LABORATORY		4	20	83%	24
ENGLEWOOD HOSPITAL AND MEDICAL CENTER		19	5	21%	24
THE CHAPPEL GROUP RESEARCH		24			24
PHYSICIANS STAT		3	21	88%	24
ENCOMPASS HEALTH REHABILITATION HOSPITAL OF PANAMA CITY		19	5	21%	24
HEALTH MED CENTERS		24			24
AVENTIS BIO-SERVICES CTL		24			24
TARPON BAYOU CENTER			24	100%	24
HALIFAX HEALTH URGENT CARE		4	20	83%	24
LABORATORY DYNAMICS		20	4	17%	24
MAGNOLIA PEDIATRICS		4	20	83%	24
PALMETTO PEDIATRICS			24	100%	24
COURTYARDS OF ORLANDO		24			24
MED PLUS FLORENCE		20	4	17%	24
WELLMED AT PLANT CITY		11	13	54%	24
AIR, LAND & SEA PHYSICALS & CONSULTATIONS, LLC		23	1	4%	24
CARLOS F FUSTER MD PA		21	2	9%	23
GRAND VILLA OF PINELLAS PARK		21	2	9%	23
PHYSICIANS CARE		20	3	13%	23

# COVID-19: testing by laboratory

Data through Mar 27, 2021 verified as of Mar 28, 2021 at 09:25 AM

Data in this report are provisional and subject to change.

The numbers in the table below represent the number of Florida and non-Florida residents for whom test results were received by the Department of Health. A person can be tested by more than one laboratory and can have both positive and negative results. **Therefore, the sum of the numbers in each column will be larger than the total number of people tested.**

Reporting lab	Inconclusive	Negative	Positive	Percent positive	Total
WILLAMETTE VALLEY TOXICOLOGY LLC		21	2	9%	23
ADVANCED URGENT CARE CENTER		7	16	70%	23
WUESTHOFF MEDICAL CENTER-MELBOURNE			23	100%	23
UNIVERSITY HILLS HEALTH AND REHABILITATION CENTER		18	5	22%	23
NOBLE SENIOR LIVING		3	20	87%	23
BAYFRONT FAMILY HEALTH CENTER		3	20	87%	23
NEW JERSEY		22	1	4%	23
NEWYORK-PRESBYTERIAN/ LAWRENCE HOSPITAL LABORATORY		21	2	9%	23
ADVENTHEALTH MEDICAL GROUP PULMONOLOGY		20	3	13%	23
WOODHOUSE INC		17	6	26%	23
ISLAND COAST PEDIATRICS PA		22	1	4%	23
OMEGA LABORATORIES		19	4	17%	23
BOZEMAN HEALTH DEACONESS HOSPITAL		18	5	22%	23
EMORY BENNETT VETERANS NURSING HOME	1	22			23
PM PEDIATRICS		22	1	4%	23
FORT SANDERS REGIONAL LABORATORY		23			23
CORE LABORATORY		1	22	96%	23
EGL GENETIC DIAGNOSTICS		1	22	96%	23
TIFFANY LAKE CARE CENTERS INC		23			23
ENCOMPASS HEALTH REHABILITATION HOSPITAL		23			23
UF HEALTH NORTH JACKSONVILLE			23	100%	23
LAKEVIEW HEALTH CARE SYSTEMS		9	14	61%	23
ORLANDO FAMILY MEDICINE		8	15	65%	23
JUST FOR KIDS PEDIATRICS		5	18	78%	23
ROSLYN URGENT CARE		23			23
SARASOTA MEMORIAL NURSING & REHABILITATION CTR		23			23
ADEPT INPATIENT MEDICAL SERVICES PC		23			23
UNIV OF NORTH ALABAMA HEALTH CENTER		22	1	4%	23
ELLKAY HEALTHCARE DATA PLUMBERS	23				23
CHARLOTTE CHD PORT CHARLOTTE		18	4	18%	22
DALE MEDICAL CENTER		17	5	23%	22
Wesley Place on Honeysuckle		20	2	9%	22
NORTHWEST FLORIDA COMMUNITY HOSPITAL 3RD FLOOR		20	2	9%	22
EXPRESS CARE OF TAMPA BAY LLC		2	20	91%	22
JUPITER MEDICAL CENTER			22	100%	22
HUNT CLUB MEDICAL		15	7	32%	22
CL BRUMBACK PRIMARY CARE CLINIC LANTANA		2	20	91%	22
UAH STUDENT HEALTH CENTER		15	7	32%	22
DIACARTA INC.		22			22
ST VINCENTS AMBULATORY CARE INC DBA		19	3	14%	22
EBEIDS MD PEDIATRICS		19	3	14%	22
SOLE HEALTH LLC		22			22
SEAGRASS VILLAGE			22	100%	22
MOBILE DIVISION LABORATORY		7	15	68%	22
CARESPOT		2	20	91%	22
FLORIDA HOSPITAL LABS		12	10	45%	22

# COVID-19: testing by laboratory

Data through Mar 27, 2021 verified as of Mar 28, 2021 at 09:25 AM

Data in this report are provisional and subject to change.

The numbers in the table below represent the number of Florida and non-Florida residents for whom test results were received by the Department of Health. A person can be tested by more than one laboratory and can have both positive and negative results. **Therefore, the sum of the numbers in each column will be larger than the total number of people tested.**

Reporting lab	Inconclusive	Negative	Positive	Percent positive	Total
OLIVE BRANCH HEALTH AND REHABILITATION CENTER			22	100%	22
ST VINCENT'S EAST		20	2	9%	22
MARATHON HEALTH FOR LIFE		19	3	14%	22
RAYMOND BASRI MD		20	2	9%	22
South Heritage Health and Rehab		22			22
FAMILY AND AFTER HOURS CARE		22			22
FORT PIERCE FAMILY CARE INC		16	6	27%	22
GERALD J KIVETT MD		20	2	9%	22
TOTTENVILLE CIRCLE URGENT CARE		22			22
APOLLO SURGERY CENTER		20	2	9%	22
ST ELIZABETH MEDICAL CENTER LABORATORY		19	3	14%	22
STEWART MEDICAL GROUP INC			22	100%	22
KELLY'S ASSISTED LIVING FACILITY		22			22
PULSE MEDICAL GROUP INC			22	100%	22
MORNINGSIDE MANOR & VILLA ADULT CARE C		22			22
ERIC C MARSHAL MD, PC DBA MINUTECLINIC		21	1	5%	22
MEDI STATION			22	100%	22
HARBOUR ISLAND PEDIATRICS		13	9	41%	22
FLORENCE J HUNT STUDENT WELLNESS CENTER - HEALTH SERVICES (ABBOTT)		22			22
ROCKLEDEGE REGIONAL MEDICAL CENTER		17	5	23%	22
GLEN COVE HOSPITAL		22			22
GILCHRIST COUNTY JAIL		20	2	9%	22
ELAN SPANISH SPRINGS		4	18	82%	22
FLORIDA PEDIATRICS		6	16	73%	22
MIDNIGHT MEDICINE			22	100%	22
SMH PHYSICIAN SERVICES INC		21	1	5%	22
NEW YORK PRESBYTERIAN - ALLEN HOSPITAL		22			22
MINUTECLINIC DIAGNOSTIC OF TN PC #320		14	8	36%	22
EMORY UNIVERSITY HOSPITAL		18	4	18%	22
TEN HEALTHCARE		6	16	73%	22
KINDRED HOSPITAL OCALA		18	3	14%	21
COASTAL FAMILY PRACTICE		13	8	38%	21
INTERNATIONAL MEDICAL LABORATORY INC		21			21
MORRIS PARK URGENT CARE		18	3	14%	21
LAKE HOWARD HEIGHTS	1	18	2	10%	21
CLINICAL PATHOLOGY LABORATORIES SOUTHEAST			21	100%	21
MINUTECLINIC DIAGNOSTIC OF TN PC #6435		19	2	10%	21
WELLMED AT LAKE COPELAND		15	6	29%	21
PALM BAY FAMILY PRACTICE		4	17	81%	21
OHIO CVS STORES, LLC DBA		19	2	10%	21
JEFFERSON K-12, A SOMERSET SCHOOL- CLINIC		17	4	19%	21
UTAH DEPARTMENT OF HEALTH			21	100%	21
ADVENT HEALTH - FOUR CORNERS ER		14	7	33%	21
ARDEN COURTS OF WINTER SPRINGS		18	3	14%	21
NEW YORK METHODIST HOSPITAL		17	4	19%	21
ROCKLEDGE FAMILY HEALTH			21	100%	21

# COVID-19: testing by laboratory

Data through Mar 27, 2021 verified as of Mar 28, 2021 at 09:25 AM

Data in this report are provisional and subject to change.

The numbers in the table below represent the number of Florida and non-Florida residents for whom test results were received by the Department of Health. A person can be tested by more than one laboratory and can have both positive and negative results. **Therefore, the sum of the numbers in each column will be larger than the total number of people tested.**

Reporting lab	Inconclusive	Negative	Positive	Percent positive	Total
ST JUDE CHILDRENS RESEARCH HOSPITAL		21			21
HOWARD BEACH URGENT CARE		21			21
SOUTH NASSAU COMMUNITIES HOSPITAL		17	4	19%	21
FLORIDA MEDICAL CLINIC IM MLK		14	7	33%	21
UPMC CHAUTAUQUA AT WCA LABORATORY		20	1	5%	21
CANCER RESEARCH LAB, BOB JONES UNIVERSITY		20	1	5%	21
CENTRAL FLORIDA PEDIATRIC URGENT CARE LLC		17	4	19%	21
CVS NC7588POCT ASHEVILLE		18	3	14%	21
MINUTECLINIC, LLC, DBA MINUTECLINIC #2544		20	1	5%	21
ADIRONDACK MEDICAL CENTER		21			21
COLUMBIA MEMORIAL HOSPITAL		21			21
LMH SKILLED NURSING UNIT		21			21
CONNECTDX		6	15	71%	21
METROPOLITAN CHARITIES INC		19	2	10%	21
MINUTECLINIC DIAGNOSTIC OF TN PC #378		20	1	5%	21
PRIMECARE OF DOTHAN-DALEVILLE CLINIC		16	5	24%	21
ST VINCENT'S URGENT CARE		18	3	14%	21
FLUSHING HOSPITAL MEDICAL CENTER		17	4	19%	21
SONATA BOYNTON BEACH		18	2	10%	20
Sovereign Laboratory Services, LLC		17	3	15%	20
REDITUS LABORATORIES			20	100%	20
HENDRY REGIONAL CORPORATE HEALTH			20	100%	20
BAY PEDIATRICS PA		18	2	10%	20
AHMG SURGICAL SPECIALIST		20			20
DEPT OF VA MEDICAL CENTER - BAY PINES			20	100%	20
BETHESDA HEALTH PHYSICIAN GROUP INC			20	100%	20
SOUTH FLORIDA BAPTIST HOSPITAL			20	100%	20
MINUTECLINIC DIAGNOSTIC OF ILLINOIS L		15	5	25%	20
ADVANCED HEALTHCARE ASSOCIATES		18	2	10%	20
ODYSSEY HEALTHCARE OF MARION COUNTY, LLC		19	1	5%	20
HOUSE CALLS PROFESSIONAL LLC		17	3	15%	20
CVS NC3516POCT WINSTON SALEM		18	2	10%	20
PEDIATRIC ASSOCIATES PA		17	3	15%	20
TENNESSEE DEPARTMENT OF HEALTH		15	5	25%	20
TREASURE ISLE LLC		20			20
1 TOUCH TOTALCARE SOLUTIONS		18	2	10%	20
GUARDANT HEALTH		14	6	30%	20
BAYFRONT HMA CONVENIENT CARE, LLC		2	18	90%	20
CAREATC INC BRANDON	1	18	1	5%	20
PROFESSIONAL PARK PEDIATRICS PA			20	100%	20
STATEN ISLAND UNIVERSITY HOSPITAL		19	1	5%	20
MINUTECLINIC DIAGNOSTICS MEDICAL GROUP		19	1	5%	20
HEALTHY MINORS, LLC.		20			20
SOUTH CAROLINA DEPARTMENT OF HEALTH			20	100%	20
VIERA FAMILY MEDICINE AND WELLNESS		16	4	20%	20
LAKE WORTH MANOR		19	1	5%	20

# COVID-19: testing by laboratory

Data through Mar 27, 2021 verified as of Mar 28, 2021 at 09:25 AM

Data in this report are provisional and subject to change.

The numbers in the table below represent the number of Florida and non-Florida residents for whom test results were received by the Department of Health. A person can be tested by more than one laboratory and can have both positive and negative results. **Therefore, the sum of the numbers in each column will be larger than the total number of people tested.**

Reporting lab	Inconclusive	Negative	Positive	Percent positive	Total
DIXIE COUNTY HEALTH DEPARTMENT		13	7	35%	20
BEST MEDICAL CENTER		11	9	45%	20
BROOKDALE MANDARIN CENTRAL		7	13	65%	20
TGH MEDICAL GROUP LABORATORY CARROLLWOOD			20	100%	20
BLUE SPRINGS SURGERY CENTER		20			20
CARESPOT OF NOCATEE		1	19	95%	20
POINT OF CARE CLINICS PRIMARY CARE		20			20
MEDICAL EXPRESS CORP		18	2	10%	20
GRAND VILLA OF ORMOND BEACH		17	3	15%	20
GOOD SAMARITAN SOCIETY OF DAYTONA		16	4	20%	20
SOMA MEDICAL CENTER # 4		2	18	90%	20
ESOTERIX GENETIC LABORATORIES		16	4	20%	20
A LILIKO'I PHARMACY LLC		19	1	5%	20
PONCE PLAZA NURSING & REHAB CENTER		4	16	80%	20
MINUTECLINIC DIAGNOSTIC OF NORTH		18	2	10%	20
ESTATES MEDICAL CENTER		12	8	40%	20
WINSHIPS PHARMACY INC		20			20
PRIMARY CARE SPECIALISTS OF ORLANDO LLC		15	5	25%	20
HOPE HEALTHCARE		20			20
MEDEMERGE		18	2	10%	20
CONSOLIDATED LAB SERVICES		10	10	50%	20
WINTER PARK FAMILY PRACTICE LLC		17	3	15%	20
BAYCARE MEDICAL GROUP INC		1	19	95%	20
MARQUES PEDIATRICS			20	100%	20
MED HEALTH SERVICES		18	1	5%	19
REOPEN DIAGNOSTICS			19	100%	19
EMERALD COAST HOSPICE - CRESTVIEW		19			19
SEVEN RIVERS REGIONAL MEDICAL CENTER		5	14	74%	19
LAB INTERMARKET FACILITY LAB		1	18	95%	19
MONROE COUNTY DETENTION CENTER			19	100%	19
FLORIDA HOSPITAL WINTER GARDEN		15	4	21%	19
MICHELLE S PAGE MD PA		18	1	5%	19
TAMPA URGENT CARE			19	100%	19
ENCOMPASS HOME HEALTH OF THE SOUTHEAST LLC		19			19
EDWARD S BENNETT MD PLLC		19			19
MED LABS DIAGNOSTICS		10	9	47%	19
FAMILY CARE CYPRESS CREEK		1	18	95%	19
ANYLABTESTNOW		6	13	68%	19
ALL PEDIATRIC CARE			19	100%	19
LOVING CARE OF THE TREASURE COAST LLC	1	13	5	26%	19
MEDEXPRESS URGENT CARE WEST TAMPA			19	100%	19
HARLEM HOSPITAL CENTER		18	1	5%	19
GLEN OAKS URGENT CARE		18	1	5%	19
CARENOW URGENT CARE-BRENTWOOD		13	6	32%	19
COMMUNITY HOME HEALTH CARE		19			19
ORLANDO ORTHOPAEDIC OUTPATIENT SURGERY CENTER		15	4	21%	19

# COVID-19: testing by laboratory

Data through Mar 27, 2021 verified as of Mar 28, 2021 at 09:25 AM

Data in this report are provisional and subject to change.

The numbers in the table below represent the number of Florida and non-Florida residents for whom test results were received by the Department of Health. A person can be tested by more than one laboratory and can have both positive and negative results. **Therefore, the sum of the numbers in each column will be larger than the total number of people tested.**

Reporting lab	Inconclusive	Negative	Positive	Percent positive	Total
BRIDGEWAY HEALTH CLINICS INC			19	100%	19
MCWHORTER SCHOOL OF PHARMACY		19			19
GRACE WELLNESS CENTER		8	11	58%	19
STONE WASH CLINICAL LABORATORIES		2	17	89%	19
NANO HEALTH ASSOCIATES LLC		19			19
NO NAME		8	11	58%	19
CARE POINT HEALTH & WELLNESS CENTER		19			19
GRAND VILLA OF BOYNTON BEACH		18	1	5%	19
FOX FAMILY PRACTICE		19			19
MINUTECLINIC DIAGNOSTIC OF NORTH CAROLINA PC		16	3	16%	19
INTEGRATED REGIONAL LABORATORIES - LARGO			19	100%	19
Citymd Of Lacey		16	3	16%	19
BAPTIST MEMORIAL HEALTH CARE		17	2	11%	19
DOCTORS MEDICAL CENTER OF WALTON COUNTY CLINIC			19	100%	19
ROSS MEDICAL GROUP			19	100%	19
SHELBY BAPTIST MEDICAL CENTER		14	5	26%	19
COMMONWEALTH OF MASSACHUSETTS			19	100%	19
CLERMONT ADVENTHEALTH CENTRA CARE		1	18	95%	19
STATCARE URGENT AND WALK-IN MEDICAL CA		17	2	11%	19
OCEAN REEF MEDICAL CENTER, LLC			19	100%	19
GENTIVA HEALTH SERVICES		17	2	11%	19
AUBURN COMMUNITY HOSPITAL		17	2	11%	19
BAYFRONT MEDICAL			19	100%	19
OCEANSIDE URGENT CARE		19			19
JACKSON NORTH MEDICAL CENTER		2	17	89%	19
REGENCY SQUARE MALL - SEARS		3	16	84%	19
TEXAS DEPARTMENT OF STATE HEALTH SERVICES		3	16	84%	19
MINUTECLINIC DIAGNOSTIC PA		17	2	11%	19
BAPTIST MEDICAL GRP URGENT CARE & OCC HEALTH AIRPO		19			19
ROYAL PALM MEDICAL GROUP, INC		19			19
BARTON FAMILY PRACTICE		8	11	58%	19
FLORIDA COMMUNITY HEALTH CENTER OF ST. LUCIE		1	18	95%	19
BAYVIEW MEDICAL		19			19
MINUTECLINIC DIAGNOSTIC OF RHODE ISLAND, LLC #590		17	1	6%	18
WACO HHSSURGEWACO	1	15	2	11%	18
HELIX DIAGNOSTICS			18	100%	18
PALM BEACH GARDENS MEDICAL CENTER			18	100%	18
LEE COMMUNITY HEALTHCARE INC NORTH FORT MYERS		18			18
BAY COUNTY HEALTH DEPARTMENT		14	4	22%	18
MIAMI BEACH MEDICAL GROUP			18	100%	18
MOORINGS PARK OAKSTONE AT GREY OAKS		17	1	6%	18
WALGREEN EASTERN CO, INC		18			18
AURORA DIAGNOSTICS		6	12	67%	18
Grand Villa of Dunedin		12	6	33%	18
GENERAL INTERNAL MEDICINE MEDICAL CTR CLINIC		13	5	28%	18
COLLEGE POINT URGENT CARE		15	3	17%	18

# COVID-19: testing by laboratory

Data through Mar 27, 2021 verified as of Mar 28, 2021 at 09:25 AM

Data in this report are provisional and subject to change.

The numbers in the table below represent the number of Florida and non-Florida residents for whom test results were received by the Department of Health. A person can be tested by more than one laboratory and can have both positive and negative results. **Therefore, the sum of the numbers in each column will be larger than the total number of people tested.**

Reporting lab	Inconclusive	Negative	Positive	Percent positive	Total
DHMD		18			18
XPRESS WELLNESS URGENT CARE			18	100%	18
CRANES VIEW LODGE			18	100%	18
EAST RIDGE RETIREMENT VILLAGE		18			18
MARION COUNTY HEALTH DEPARTMENT		17	1	6%	18
TENDER CARE ALF		18			18
BROWNE MEDICAL		16	2	11%	18
IONA COLLEGE HEALTH & WELLNESS CENTER		18			18
Floral Health and Rehabilitation, LLC		17	1	6%	18
MINUTECLINIC DIAGNOSTIC OF LOUISIANA,		17	1	6%	18
MINUTECLINIC #8699		14	4	22%	18
BASSETTI & ASSOCIATES, MD, PA			18	100%	18
MADISON CORE LABORATORIES		17	1	6%	18
HARTFORD HOSPITAL ANCILLARY LAB		17	1	6%	18
SOUTHEAST GEORGIA HEALTH SYSTEM, INC		16	2	11%	18
TPCA CLINICAL LABORATORIES		15	3	17%	18
BIG BEND HOSPICE INC		18			18
URGENT TEAM		15	3	17%	18
MINUTECLINIC DIAGNOSTIC OF MICHIGAN PC		17	1	6%	18
LPG PRIMARY CARE AT CAPE CORAL PARKWAY		16	2	11%	18
PPD - IXLAYER		17	1	6%	18
ELTINGVILLE CIRCLE URGENT CARE		17	1	6%	18
ST. JUDES LABORATORIES		12	6	33%	18
49D2045214PHYSICIAN OFFICE WAIVER MEDEXPRESS URGENT CARE - HARRISONBU		9	9	50%	18
THE VILLAGES HEALTH		12	6	33%	18
URGENT CARE AT LONGWOOD			18	100%	18
TRINITY MEDICAL ASSOCIATES LLC			18	100%	18
MINUTECLINIC DIAGNOSTIC OF TN PC #6363		15	3	17%	18
CAREHERE- LCS LEESBURG			18	100%	18
ASCENSION ST VINCENT'S PRIMARY CARE		1	17	94%	18
KISSIMMEE VA OUTPATIENT CLINIC		18			18
CABOT RESERVE ON THE GREEN		18			18
STAT MEDICAL CLINIC III INC		12	6	33%	18
UM MILLER SCHOOL OF MEDICINE			18	100%	18
BAYSIDE LABORATORIES INC		18			18
Z UROLOGY		18			18
PASSPORT HEALTH OF TAMPA BAY		18			18
ADVENT HEALTH - KISSIMMEE		6	12	67%	18
OSCEOLA ALF OPERATOR, LLC DBA□		18			18
PRIMARY CARE MEDICINE	1	13	4	22%	18
ST CATHERINE OF SIENA HOSPITAL		16	2	11%	18
LPG PRIMARY CARE AT BONITA BAY LIFESTYLE CENTER		17	1	6%	18
TNC WALK IN CLINIC		12	5	29%	17
ALBIBI		1	16	94%	17
MEDEXPRESS URGENT CARE - TIMBERLAKE		15	2	12%	17
ST JOSEPH HOSPITAL		16	1	6%	17

# COVID-19: testing by laboratory

Data through Mar 27, 2021 verified as of Mar 28, 2021 at 09:25 AM

Data in this report are provisional and subject to change.

The numbers in the table below represent the number of Florida and non-Florida residents for whom test results were received by the Department of Health. A person can be tested by more than one laboratory and can have both positive and negative results. **Therefore, the sum of the numbers in each column will be larger than the total number of people tested.**

Reporting lab	Inconclusive	Negative	Positive	Percent positive	Total
CARESPOT EXPRESS HEALTHCARE			17	100%	17
ROBERT WOOD JOHNSON UNIVERSITY HOSP		15	2	12%	17
MEDEXPRESS URGENT CARE, MOON TOWNSHIP		16	1	6%	17
RESOLVE MOLECULAR DIAGNOSTICS		13	4	24%	17
MD PLUS URGENT CARE, LLC			17	100%	17
YUSRA MEDICAL ASSOCIATES PA		14	3	18%	17
PRODUCTION HEALTH SAFETY MANAGEMENT		17			17
CARE NOW, INC		13	4	24%	17
MINUTECLINIC MINUTECLINIC #8746		16	1	6%	17
PRATTVILLE BAPTIST HOSPITAL		13	4	24%	17
WELLINGTON FAMILY PRACTICE		13	4	24%	17
ABC PEDIATRICS OF PORT ST LUCIE		15	2	12%	17
ADVENT HEALTH MEDICAL GROUP FAMILY AND INTERNAL MEDICINE AT AVALON PAR		16	1	6%	17
GRAND VILLA OF LARGO		15	2	12%	17
BROOKDALE ST AUGUSTINE			17	100%	17
LEE COMMUNITY HEALTHCARE INC CAPE CORAL		17			17
INN AT LAKE SEMINOLE SQUARE, THE		17			17
LYNN KEEFE, MD PEDIATRICS		14	3	18%	17
BROOKDALE CROWN POINT			17	100%	17
UVMMC MICROBIOLOGY		16	1	6%	17
FLORIDA MEDICAL CL ODOM TPA		7	10	59%	17
LAKELAND HILLS CENTER		10	7	41%	17
THE CANOPY AT HARPER LAKE	1		16	94%	17
UNIVERSITY LAB			17	100%	17
BAY BREEZE HEALTH AND REHABILITATION CENTER		9	8	47%	17
URGENT CARE WEST CLINIC		14	3	18%	17
MAITLAND PRIMARY CARE		9	8	47%	17
MI CASA DORADA ASSISTED LIVING FACILIT		17			17
CVS NC7047POCT DURHAM		17			17
CVA MINUTE CLINIC DIAGNOSTIC OF VIRGINIA, LLC		17			17
HEALTHCARE NOW			17	100%	17
ST ANTHONY'S HOSP PATIENT CARE SERVICE			17	100%	17
MORTON PLANT NORTH BAY HOSPITAL			17	100%	17
JESSIE TRICE COMMUNITY HEALTH SYSTEM, INC		1	16	94%	17
FORT WALTON BEACH DEVELOPMENTAL CENTER		16	1	6%	17
MASSACHUSETTS GENERAL HOSPITAL		1	16	94%	17
PRIMARY CARE WALK IN CLINIC PLLC			17	100%	17
ADVENT HEALTH - WINTER HAVEN		8	9	53%	17
DIEGO FALLON MD PA		6	11	65%	17
MARCO DRUGS AND COMPOUNDING		13	4	24%	17
ALPHA PHARMACY		14	3	18%	17
ORANGE REGIONAL MEDICAL CENTER LABORATORY		14	3	18%	17
REGENEXX TAMPA BAY		14	3	18%	17
VALLEY IMMEDIATE CARE		15	2	12%	17
FORT HAMILTON URGENT CARE		17			17
UNIVERSITY OF ALABAMA - FUNGAL REFERENCE LABORATORY		12	5	29%	17



# COVID-19: testing by laboratory

Data through Mar 27, 2021 verified as of Mar 28, 2021 at 09:25 AM

Data in this report are provisional and subject to change.

The numbers in the table below represent the number of Florida and non-Florida residents for whom test results were received by the Department of Health. A person can be tested by more than one laboratory and can have both positive and negative results. **Therefore, the sum of the numbers in each column will be larger than the total number of people tested.**

Reporting lab	Inconclusive	Negative	Positive	Percent positive	Total
GENETIC TECHNOLOGICAL INNOVATIONS			17	100%	17
COAST MED URGENT CARE		16	1	6%	17
PARRISH HEALTH CENTER		14	3	18%	17
KETAMINE HEALTH CENTERS AT BONITA SPRINGS, LLC		16			16
MEDEXPRESS URGENT CARE LEWISBURG		15	1	6%	16
XERA MED RESEARCH			16	100%	16
BONIFAY NURSING AND REHABILITATION CENTER			16	100%	16
LAKEWOOD RANCH MEDICAL CENTER CLINICAL LAB			16	100%	16
JOSEPH MIGNOGNA		13	3	19%	16
FAST TRACK URGENT CARE CENTER - TYRONE			16	100%	16
OKEECHOBEE HEALTHCARE FACILITY			16	100%	16
STARLING AT NOCATEE			16	100%	16
UNDERGROUND FREE CLINIC		16			16
INTERNAL MEDICINE ASSOCIATES & SPECIALTIES INC		15	1	6%	16
BAPTIST PEDIATRICS		13	3	19%	16
JS HEALTHCARE INC		16			16
SEWALLS POINT PHARMACY INC		13	3	19%	16
PANAMA CITY VITAS HOSPICE		16			16
FRUITVILLE URGENT CARE			16	100%	16
SOMA MEDICAL CENTER PA			16	100%	16
WALGREENS #04618		15	1	6%	16
TMH FSU RAPID LABORATORY		2	14	88%	16
CVS MINUTE CLINIC DIAGNOSTIC OF TEXAS LLC		12	4	25%	16
ALL FLORIDA FAMILY & SPORTS MEDICINE		15	1	6%	16
CLEVELAND CLINIC			16	100%	16
MEDEXPRESS URGENT CARE - ROBINSON TWP, STEUBENVILLE PIKE		14	2	13%	16
EAR NOSE & THROAT ASSOCIATES OF MANATEE PA		16			16
MORTON PLANT MEASE			16	100%	16
CRUCIAL CARE		10	6	38%	16
PROMEDICA LABORATORIES		11	5	31%	16
ASHRAF MEDICAL GROUP PLLC DBA PULSE M		15	1	6%	16
ADVENT HEALTH - ZEPHYRHILLS			16	100%	16
MILLENNIUM PHYSICIAN GRP LLC NAPLES PINE RIDGE			16	100%	16
MEDICINE AT LONGWOOD		16			16
PRESBYTERIAN MEDICAL SERVICES		16			16
NOVANT HEALTH GOHEALTH URGENT CARE-HARRISBURG		8	8	50%	16
OPTIMAL CARE PEDIATRICS		2	14	88%	16
HUDSON VALLEY HOSPITAL CENTER LABORATORY		15	1	6%	16
MINNEOLA PLACE A HOMEBRIDGE COMMUNITY		16			16
URGENT CARE CLINIC OF LINCOLN		14	2	13%	16
UNIVERSITY OF MIAMI MILLER SCHOOL			16	100%	16
FAST PACE MEDICAL CLINIC PLLC		14	2	13%	16
PRO HEALTH FAMILY PHYSICIANS, NYSTROM		16			16
SRMC AVALON		9	7	44%	16
NORTHWEST FLORIDA SLEEP		1	15	94%	16
NORTHWEST FLORIDA ENT, PA		5	11	69%	16

# COVID-19: testing by laboratory

Data through Mar 27, 2021 verified as of Mar 28, 2021 at 09:25 AM

Data in this report are provisional and subject to change.

The numbers in the table below represent the number of Florida and non-Florida residents for whom test results were received by the Department of Health. A person can be tested by more than one laboratory and can have both positive and negative results. **Therefore, the sum of the numbers in each column will be larger than the total number of people tested.**

Reporting lab	Inconclusive	Negative	Positive	Percent positive	Total
HEALTH CENTRAL HOSPITAL			16	100%	16
CALLAWAY CLINIC		11	5	31%	16
COMMUNITY HEALTH OF SOUTH FLORIDA INC			16	100%	16
ST AUGUSTINE PLANTATION		1	15	94%	16
ADVENTHEALTH MEDICAL GROUP		11	5	31%	16
MIRIMUS INC		1	15	94%	16
MC DIAGNOSTIC OF CONNECTICUT, PC #775		15	1	6%	16
HODGES CLUSTER		2	14	88%	16
CITY OF NAPLES FIRE RESCUE		13	3	19%	16
MINUTECLINIC DIAGNOSTIC OF TEXAS LLC		14	2	13%	16
CLEVELAND CLINIC FLORIDA		1	15	94%	16
ADVENTHEALTH MEDICAL GROUP PEDIATRICS AT		4	12	75%	16
Lab MSMC Hialeah			16	100%	16
BVL PEDIATRICS		14	2	13%	16
AURORA UNIVERSITY WELLNESS CENTER		16			16
MIAMI BEACH MEDICAL GROUP LLC			15	100%	15
MILTON 4707		15			15
Astoria Health and Rehab		15			15
SINAI HOSPITAL OF BALTIMORE		15			15
KIDSWOOD PEDIATRICS CORP		5	10	67%	15
MINUTECLINIC DIAGNOSTIC OF TN PC #566		13	2	13%	15
ESTATES MEDICAL CENTER INC		4	11	73%	15
MEDEXPRESS URGENT CARE - SEMINOLE SQU		13	2	13%	15
MEADOWCREST MOLECULAR DIAGNOSTICS, LLC			15	100%	15
EASTLAKE PEDIATRICS - TRINITY		15			15
FAMILY CARE CENTER OF ARLINGTON		10	5	33%	15
CLINIC OF PEDIATRICS & GI MEDICINE INC		1	14	93%	15
AVALON FAMILY RESORT ASSISTED LIVING LLC		15			15
BLOUNT MEMORIAL HOSPITAL		13	2	13%	15
MINUTE-CLINIC DIAGNOSTIC OF VIRGINIA		13	2	13%	15
HOLLEY-NAVARRE MEDICAL CLINIC		5	10	67%	15
MEDLAB ASSOCIATES LLC		15			15
UNAVAILABLE/UNKNOWN/NO INFORMATION FOUND			15	100%	15
PATHLINE			15	100%	15
HUNTINGTON URGENT CARE		14	1	7%	15
RICH STREET GROUP HOME		8	7	47%	15
INDIANA STATE DEPARTMENT OF HEALTH		1	14	93%	15
NOVALIFE MEDSPA			15	100%	15
MINUTECLINIC, LLC #4507		14	1	7%	15
ORLANDO HEALTH		2	13	87%	15
UNIVERSITY HOSPITAL UC HEALTH		11	4	27%	15
BRYAN WHITFIELD MEMORIAL HOSPITAL		10	5	33%	15
FAMILY CARE			15	100%	15
AJU GEORGE MD PA			15	100%	15
HEALTH MED HOME CARE, LLC		15			15
BESSENT ROAD GROUP HOME		15			15

# COVID-19: testing by laboratory

Data through Mar 27, 2021 verified as of Mar 28, 2021 at 09:25 AM

Data in this report are provisional and subject to change.

The numbers in the table below represent the number of Florida and non-Florida residents for whom test results were received by the Department of Health. A person can be tested by more than one laboratory and can have both positive and negative results. **Therefore, the sum of the numbers in each column will be larger than the total number of people tested.**

Reporting lab	Inconclusive	Negative	Positive	Percent positive	Total
OAKMONTE VILLAGE OF DAVIE			15	100%	15
CVS MINUTE CLINIC DIAGNOSTIC OF TN #6044		13	2	13%	15
MONTEFIORE ST LUKE'S CORNWALL HOSPITAL		11	4	27%	15
BAYCARE MEDICAL GROUP INC			15	100%	15
INTERMOUNTAIN CENTRAL LAB		1	14	93%	15
PIEDMONT HOSPITAL CLINICAL LABORATORY		15			15
CUSTEAD CARE CENTER HAVEN HOSPICE		12	3	20%	15
MINUTECLINIC DIAGNOSTIC OF TN PC #6415		11	4	27%	15
BAPTIST MEDICAL CENTER EAST		11	4	27%	15
BAYA URGENT CARE LLC		1	14	93%	15
LONG ISLAND JEWISH VALLEY STREAM		14	1	7%	15
OPTIONS FOR SENIORS INC DBA PALM KREST MANOR		12	3	20%	15
WALK IN URGENT CARE			15	100%	15
TELEVISIT MALABAR PEDIATRICS		5	10	67%	15
DIATHERIX		13	2	13%	15
CVS NV3210POCT LAS VEGAS		14	1	7%	15
FLORIDA DEPARTMENT OF HEALTH IN HILLSBOROUGH COUNTY		1	14	93%	15
MINUTE CLINIC		1	13	93%	14
FG RAPID RESULTS LLC		8	6	43%	14
ACCESS HOME HEALTH OF FLORIDA LLC		14			14
DESOTO HEALTH AND REHAB LLC		9	5	36%	14
COMPREHENSIVE CHILDCARE ASSOCIATES		8	6	43%	14
NORTHSIDE HOSPITAL EMERGENCY DEPT		11	3	21%	14
BERGEN NEW BRIDGE M		13	1	7%	14
VENICE REGIONAL BAYFRONT HEALTH			14	100%	14
ALASKA PUBLIC HEALTH LAB		1	13	93%	14
SARASOTA - ROBERT L TAYLOR COMMUNITY CENTER		1	13	93%	14
SURGERY CENTER OF CORAL GABLES LLC,THE		11	3	21%	14
HEALTHFIRST ADVENT HEALTH CENTRA CARE COCOA BEACH			14	100%	14
TREASURE COAST URGENT CARE			14	100%	14
SOUTHEASTERN LABORATORY			14	100%	14
CVS TN5639POCT FARRAGUT		11	3	21%	14
CARENOW URGENT CARE-WEST END		9	5	36%	14
TRINITY URGENT CARE		11	3	21%	14
CVS NC4165POCT BREVARD		8	6	43%	14
POLK CHD BARTOW		13	1	7%	14
MADISON COUNTY HEALTH DEPARTMENT		7	7	50%	14
MINUTECLINIC, LLC, #4160		10	4	29%	14
SOUTHEASTERN UNIVERSITY INC		14			14
UC HEALTH UNIVERSITY HOSPITAL		11	3	21%	14
CVS HEALTH, #3396		14			14
West Gate Village, LLC		14			14
GNT ASSOCIATES		13	1	7%	14
MINUTE CLINIC LLC #5733		14			14
OCCUPATIONAL HEALTH CENTERS OF THE SOUTHWEST PA		13	1	7%	14
TALLAHASSEE PRIMARY CARE ASSOCIATES PA		12	2	14%	14

# COVID-19: testing by laboratory

Data through Mar 27, 2021 verified as of Mar 28, 2021 at 09:25 AM

Data in this report are provisional and subject to change.

The numbers in the table below represent the number of Florida and non-Florida residents for whom test results were received by the Department of Health. A person can be tested by more than one laboratory and can have both positive and negative results. **Therefore, the sum of the numbers in each column will be larger than the total number of people tested.**

Reporting lab	Inconclusive	Negative	Positive	Percent positive	Total
PT&J REHAB - VILLAGE OF ROYAL PALM BEACH		12	2	14%	14
MC DIAGNOSTIC OF CONNECTICUT, PC #1960		14			14
SIGMUND LABS LLC		14			14
ST CLOUD MEDICAL GROUP		12	2	14%	14
FAMILY PRACTICE ON THE GO		6	8	57%	14
EPIPHANY HEALTH		8	6	43%	14
ALAN L MELOTEK MD		14			14
GRAND VILLA OF DELRAY EAST		14			14
PARROTT MEDICAL CLINIC			14	100%	14
RIVERSIDE COTTAGES AT THE SHORES, LLC			14	100%	14
SMS DO PA		12	2	14%	14
DAVITA DIALYSIS		4	10	71%	14
FAMILY MEDICINE OF WESTON LLC		6	8	57%	14
CVS MINUTE CLINIC DIAGNOSTIC OF WISCONSIN		14			14
SOMA MEDICAL CENTER, PA #4 FLORIDA MANGO			14	100%	14
KINGS BAY PEDIATRICS LLC		10	4	29%	14
TLC FAMILY CARE HOME INC		14			14
WALGREENS #07936		13	1	7%	14
YORKVILLE PEDIATRIC URGENT CARE		14			14
SARNO FAMILY PRACTICE		1	13	93%	14
MINUTECLINIC DIAGNOSTIC OF VIRGINIA, LLC #1416		13	1	7%	14
LUCID DIAGNOSTICS LABS			14	100%	14
BOCA SIMON		2	12	86%	14
NORTHWESTERN MEMORIAL HOSPITAL			14	100%	14
MINUTE CLINIC DIAGNOSTIC OF TEXAS, LLC		14			14
OPIS ISLAND LAKE CENTER		13	1	7%	14
INNOVATIVE RESEARCH OF WEST FLORIDA		11	3	21%	14
ENCOMPASS HEALTH REHABILITATION OF ALTAMONTE		9	5	36%	14
MEDEXPRESS URGENT CARE - LAFAYETTE		13	1	7%	14
MINUTECLINIC, LLC #1586		11	3	21%	14
STEWART MELBOURNE HOSPITAL, INC	1		13	93%	14
MELBOURNE FAMILY PRACTICE		12	2	14%	14
CITY OF CLEARWATER EMPLOYEE HEALTH CENTER		5	9	64%	14
Terrace of Jacksonville			14	100%	14
MEDEXPRESS URGENT CARE- MARYLAND		13	1	7%	14
PREMIER LABORATORY SERVICES, LLC		5	9	64%	14
The Evangelical Lutheran Good Samaritan Society		14			14
PROHEALTH CARE ASSOCIATES MOBILE		10	3	23%	13
RIVERSIDE MEDICAL GROUP		12	1	8%	13
SUNSHINE PEDIATRICS		13			13
ADVENTIST HEALTH SYSTEM		11	2	15%	13
URGENT CARE & FAMILY PRACTICE CENTER			13	100%	13
LILY'S PROMISE AL#12775		13			13
GUIDEWELL EMERGENCY MEDICINE DOCTORS LLC #33		7	6	46%	13
DYNAMIC DNA LAB		1	12	92%	13
LAKELAND REGIONAL HEALTH GRASSLANDS		12	1	8%	13

# COVID-19: testing by laboratory

Data through Mar 27, 2021 verified as of Mar 28, 2021 at 09:25 AM

Data in this report are provisional and subject to change.

The numbers in the table below represent the number of Florida and non-Florida residents for whom test results were received by the Department of Health. A person can be tested by more than one laboratory and can have both positive and negative results. **Therefore, the sum of the numbers in each column will be larger than the total number of people tested.**

Reporting lab	Inconclusive	Negative	Positive	Percent positive	Total
CORAL LANDING ASSISTED LIVING		11	2	15%	13
LIFE'S SPECIAL MOMENTS INC		13			13
BROOKLYN HOSPITAL CENTER DOWNTOWN CAMPUS		13			13
COVANCE CENTRAL LABORATORY			13	100%	13
CITY OF SANFORD EMPLOYEE HEALTH AND		12	1	8%	13
CULINARY INSTITUTE OF AMERICA STUDENT	3	10			13
INTEGRATED FAMILY MEDICAL CENTER			13	100%	13
CVS MINUTE CLINIC DIAGNOSTIC PA		10	3	23%	13
NATIONAL GENETICS INST LABCORP		4	9	69%	13
VILLA OF KINGS AND QUEENS OF DELRAY		13			13
Sunnyside Care Center		13			13
SOUTHEAST FAMILY HEALTHCARE CENTER			13	100%	13
SHELBY COUNTY HEALTH CARE CORPORATION		10	3	23%	13
CLINICAL LABORATORY SERVICES			13	100%	13
MAINSTREET FAMILY SELECT		1	12	92%	13
GADSDEN REGIONAL MEDICAL CENTER		13			13
EAR NOSE AND THROAT ASSOCIATES OF MANATEE, P.A.		10	3	23%	13
Hackensack Umc Mountainside		12	1	8%	13
URGENT CARE OF NEW YORK		13			13
FLORIDA STATE HOSPITAL			13	100%	13
PHELPS HOSPITAL LABORATORY		11	2	15%	13
MINUTECLINIC, LLC, DBA MINUTECLINIC #6		13			13
HORIZON MEDICAL GROUP		11	2	15%	13
NIGHT OWL PEDIATRICS URGENT CARE			13	100%	13
URGENT MEDICAL CENTER INC		5	8	62%	13
PEDIATRICS IN BREVARD-COCOA BEACH		8	5	38%	13
WORLD WRESTLING ENTERTAINMENT			13	100%	13
BAPTIST PRIMARY CARE PONTE VEDRA		7	6	46%	13
AVENTURA HOSPITAL AND MEDICAL CENTER			13	100%	13
VRL EUROFINs - HAWAII		13			13
ESCAMBIA COMMUNITY CLINIC		2	11	85%	13
GRAND VILLA OF MELBOURNE		11	2	15%	13
BROOKDALE DELAND			13	100%	13
WALGREENS #04809		9	4	31%	13
KIMBERLY J HENDERSON MD PC		12	1	8%	13
EFFINGER HEALTH, PA		13			13
MINUTECLINIC DIAGNOSTIC OF TN, PC 6438		11	2	15%	13
CAREATC			13	100%	13
STATEN ISLAND UNIVERSITY HOSPITAL SEGUINE AVE		12	1	8%	13
LEHIGH VALLEY HOSPITAL		3	10	77%	13
DEVEREUX FLORIDA CHILDRENS CENTER			13	100%	13
MONTEFIORE MEDICAL CENTER LABORATORIES - WEILER		9	4	31%	13
CVS MINUTE CLINIC DIAGNOSTIC MED GRP OF CA		13			13
FIRST CHOICE PEDIATRICS WINTER SPRINGS		11	2	15%	13
VA MEDICAL CENTER			13	100%	13
MED TECH SERVICES OF PALM BEACH INC		13			13

# COVID-19: testing by laboratory

Data through Mar 27, 2021 verified as of Mar 28, 2021 at 09:25 AM

Data in this report are provisional and subject to change.

The numbers in the table below represent the number of Florida and non-Florida residents for whom test results were received by the Department of Health. A person can be tested by more than one laboratory and can have both positive and negative results. **Therefore, the sum of the numbers in each column will be larger than the total number of people tested.**

Reporting lab	Inconclusive	Negative	Positive	Percent positive	Total
HARBOR CHASE OF JACKSONVILLE			13	100%	13
MINUTECLINIC DIAGNOSTIC OF RHODE ISLAND		10	3	23%	13
VALDOSTA FAMILY MEDICINE		1	12	92%	13
CORNER OAK ESTATE LLC		13			13
JOHNS HOPKINS MEDICAL LABORATORIES		1	12	92%	13
GLENBROOKE AT PALM BAY			13	100%	13
USCG AIR STATION CLEARWATER CLINIC		12	1	8%	13
BELLEVUE HOSPITAL CENTER DEPARTMENT		13			13
MINUTE CLINIC DIAGNOSTIC OF SOUTH CAROLINA		10	3	23%	13
ARNOT OGDEN MEDICAL CENTER LABORATORY		13			13
ORCHID COVE		3	10	77%	13
NORTHERN WESTCHESTER HOSPITAL LABORATORY		11	2	15%	13
MINUTECLINIC DIAGNOSTIC OF TN, PC 4992		13			13
AVALON MEDICAL WALK IN CLINIC			13	100%	13
LEE PHYSICIAN GROUP COLLEGE POINT		13			13
CVS NY491POCT JACKSON HEIGHTS		13			13
COMMUNITY HEALTH CENTERS OF PINELLAS, INC		1	12	92%	13
CROSS CARE CENTER			13	100%	13
ROCKLEDGE		3	10	77%	13
PARKWEST MEDICAL CENTER		11	2	15%	13
IN-OFFICE LAB		12	1	8%	13
MINUTECLINIC DIAGNOSTIC OF SC, LLC #2		12	1	8%	13
BRONSON FIRE DEPARTMENT		13			13
DELIVER MY MEDS CORP		12			12
HAVEN HOSPICE			12	100%	12
MERIDIAN AT WATERWAYS, THE		10	2	17%	12
PREMIUM HEALTH CARE			12	100%	12
MEDEXPRESS URGENT CARE-ALTOONA		10	2	17%	12
CVS NC2357POCT HUNTERSVILLE		10	2	17%	12
OHIO STATE UNIVERSITY MEDICAL CENTER			12	100%	12
CARROLL GARDENS URGENT CARE		12			12
CVS TX8321POCT MCKINNEY		12			12
MEDEXPRESS URGENT CARE - MONROE		12			12
TMH PHYSICIAN PARTNERS - MONTICELLO		10	2	17%	12
SEBRING PEDIATRICS LLC			12	100%	12
GLEN OAKS HEALTH AND REHABILITATION CENTER			12	100%	12
CITY OF LAKE MARY EMPLOYEE HEALTH CENTER		10	2	17%	12
CVS MINUTE CLINIC, LLC		10	2	17%	12
FHCP-PORT ORANGE		3	9	75%	12
SUWANNEE COUNTY JAIL		11	1	8%	12
SOMA MEDICAL CENTER, P.A.			12	100%	12
ECC PEDIATRICS		12			12
BRITO MEDICAL CENTER		10	2	17%	12
FLORIDA DEPARTMENT OF HEALTH WASHINGTON COUNTY		7	5	42%	12
GULF COAST MEDICAL GROUP		5	7	58%	12
FLORIDA DEPT OF HEALTH		4	8	67%	12

# COVID-19: testing by laboratory

Data through Mar 27, 2021 verified as of Mar 28, 2021 at 09:25 AM

Data in this report are provisional and subject to change.

The numbers in the table below represent the number of Florida and non-Florida residents for whom test results were received by the Department of Health. A person can be tested by more than one laboratory and can have both positive and negative results. **Therefore, the sum of the numbers in each column will be larger than the total number of people tested.**

Reporting lab	Inconclusive	Negative	Positive	Percent positive	Total
DAVID LAWRENCE CENTER INC		10	2	17%	12
WOODLAND TOWERS		6	6	50%	12
COLLIER COUNTY HEALTH DEPT.		7	5	42%	12
MINUTECLINIC, LLC #1492		12			12
LIFE CARE OF PORT SAINT LUCIE		3	9	75%	12
CVS NC187POCT CHARLOTTE		11	1	8%	12
MINUTECLINIC DIAGNOSTIC OF ILLINOIS LL		10	2	17%	12
MIRACLE ALF INC		12			12
METHODIST MEDICAL CENTER		9	3	25%	12
GAMMA DIAGNOSTIC LAB LLC			12	100%	12
CARE FAST MURABELLA		7	5	42%	12
WELLMED AT PORT ST LUCIE WEST		8	4	33%	12
SELECT PHYSICIANS ALLIANCE PL		12			12
LEON CHD		12			12
DEPARTMENT OF PUBLIC HEALTH		12			12
RUSSELL MEDICAL CENTER		11	1	8%	12
FAMILY MEDICINE AT LONGWOOD			12	100%	12
PERSONAL PEDIATRICS PA		9	3	25%	12
BARRANCO CLINIC,THE	3	9			12
LAB UNKNOWN		1	11	92%	12
Lady Lake Specialty Care			12	100%	12
ORMOND MEDICAL ARTS		3	9	75%	12
PANCARE HEALTH - WEWA ELEMENTARY			12	100%	12
DOC PAM PA		11	1	8%	12
MEDLABS DIAGNOSTICS		10	2	17%	12
BROOKDALE CITRUS			12	100%	12
MHHS All Lab Subsection		12			12
MERCY MEDICAL CENTER		5	7	58%	12
ADVENTHEALTH MEDICAL GROUP CARE CLINIC AT		8	4	33%	12
VERITAS RESEARCH CORP			12	100%	12
MINUTECLINIC DIAGNOSTIC OF NORTH CAROLINA, PC		11	1	8%	12
VILLA HEALTH NH LLC		10	2	17%	12
NAPLES GREEN VILLAGE		12			12
SENIOR HOME CARE INC		12			12
MINUTECLINIC INCORPORATE, LLC		9	3	25%	12
ACADIAN DIAGNOSTIC LABORATORIES		8	4	33%	12
FAMILY MEDICINE AT HUNTERS CREEK		12			12
RED MOUNTAIN DIAGNOSTICS		12			12
MEDEXPRESS URGENT CARE CHARLESTON		8	4	33%	12
APPLE DIAGNOSTICS LAB		5	7	58%	12
MC DIAGNOSTIC OF CONNECTICUT, PC # 257		11	1	8%	12
GEORGE W FERGUSON MD-CONCIERGE MEDICAL SERVICES PL		11	1	8%	12
BROWARD DIALYSIS			12	100%	12
CVS MINUTE CLINIC DIAGNOSTIC OF TEXAS, LLC		9	3	25%	12
PRIMECARE AT PORT ORANGE			12	100%	12
SUMMIT ATLANTIC SURGERY CENTER		12			12

# COVID-19: testing by laboratory

Data through Mar 27, 2021 verified as of Mar 28, 2021 at 09:25 AM

Data in this report are provisional and subject to change.

The numbers in the table below represent the number of Florida and non-Florida residents for whom test results were received by the Department of Health. A person can be tested by more than one laboratory and can have both positive and negative results. **Therefore, the sum of the numbers in each column will be larger than the total number of people tested.**

Reporting lab	Inconclusive	Negative	Positive	Percent positive	Total
ST PETER'S UNIVERSITY HOSPITAL		9	3	25%	12
CVS TN5601POCT LENOIR CITY		10	2	17%	12
GENESIS		8	4	33%	12
MEDEXPRESS URGENT CARE - CHRISTIANBURG		8	4	33%	12
MI2297090CV HOLLAND-23D2189684		12			12
IREPERTOIRE_MOL_LAB		12			12
MONTEFIORE NYACK HOSPITAL AFFILIATED LABORATORY		11	1	8%	12
MC DIAGNOSTIC OF CONNECTICUT PC #459		12			12
THE PLAZA AT PARKSQUARE		12			12
BAPTIST HEALTH			12	100%	12
SAMARITAN MEDICAL CENTER		12			12
SONORA QUEST LABORATORIES			12	100%	12
ILLINOIS DEPT OF PUBLIC HEALTH LAB - SPRINGFIELD			11	100%	11
ALACHUA			11	100%	11
DMH STEINHATCHEE FAMILY MEDICINE		8	3	27%	11
NORTH OKALOOSA PHYSICIAN GROUP		10	1	9%	11
WESTPAC LABS INC	1		10	91%	11
HAWTHORNE INN OF LAKELAND		11			11
HIRAM COLLEGE HEALTH CENTER (ABBOTT)		11			11
CLEVELAND TENNESSEE HOSPITAL COMPANY		10	1	9%	11
VIRTUA WEST JERSEY HOSPITAL VOORHEES		9	2	18%	11
ST JOSEPH WOMENS HOSPITAL			11	100%	11
MEDICAL CENTER AFFILIATES WEST PALM			11	100%	11
DR PHILLIPS MEDICAL WELLNESS CENTER		11			11
PEPIN ACADEMIES-PASCO		11			11
HNL LAB MEDICINE		8	3	27%	11
J AND J VISTAKON EMPLOYEE HEALTH CENTER		10	1	9%	11
MOUNT DORA PEDIATRICS		9	2	18%	11
MINUTECLINIC, LLC #244		10	1	9%	11
COLLIER HMA PHYSICIAN MANAGEMENT, LLC		2	9	82%	11
ASSOCIATES MD CYPRESS CREEK			11	100%	11
MEYER PEDIATRICS CHTD		11			11
PALM BEACH PATHOLOGY		9	2	18%	11
MEDEXPRESS URGENT CARE - BENTON HARBOR		11			11
LAKE CO SCHOOLS EMPLOYEE HEALTH & WELLNESS CENTER	1	7	3	27%	11
FLORIDA HOSPITAL PHYSICIAN GROUP		3	8	73%	11
MINUTECLINIC LLC (1435)		10	1	9%	11
NIGHT LITE PEDIATRICS CENTER, LLC		1	10	91%	11
MEDEXPRESS URGENT CARE - PANTOPS		10	1	9%	11
REDMED CLINIC OF ARLINGTON		10	1	9%	11
MINUTECLINIC DIAGNOSTIC OF OKLAHOMA		9	2	18%	11
WINTER PARK CARE AND REHABILITATION			11	100%	11
CONSULATE HEALTH CARE OF PENSACOLA			11	100%	11
WATSON HEALTHCARE		8	3	27%	11
UNIVERSITY CENTRA CARE		10	1	9%	11
ELITE HOME HEALTH SERVICES		11			11



# COVID-19: testing by laboratory

Data through Mar 27, 2021 verified as of Mar 28, 2021 at 09:25 AM

Data in this report are provisional and subject to change.

The numbers in the table below represent the number of Florida and non-Florida residents for whom test results were received by the Department of Health. A person can be tested by more than one laboratory and can have both positive and negative results. **Therefore, the sum of the numbers in each column will be larger than the total number of people tested.**

Reporting lab	Inconclusive	Negative	Positive	Percent positive	Total
RHODE ISLAND DEPARTMENT OF HEALTH			11	100%	11
BOCA RATON REGIONAL HOSPITAL LAB			11	100%	11
AIM LABORATORIES			11	100%	11
PRIMECARE ACQUISITION FAMILY PRACTICE INC		11			11
WELLMED AT SOUTH PARSONS		9	2	18%	11
APPALACHIAN REGIONAL HEALTHCARE SYSTEM		10	1	9%	11
BIOTECH CLINICAL LABORATORIES, INC.		1	10	91%	11
JOHN W NORRIS III MD PA	1		10	91%	11
INFEXIONSHIELD INC.		11			11
MINUTECLINIC DIAGNOSTIC OF PA, LLC (1036)		9	2	18%	11
GENOPTIX MEDICAL LABORATORY		10	1	9%	11
AZALEA HEALTH		2	9	82%	11
PHYSICIANS REGIONAL MEDICAL CTR - COLLIER BLVD			11	100%	11
ALCOVE ASSISTED LIVING FACILITY		11			11
45TH 1		11			11
URGENT TEAM MANAGEMENT OF TENNESSEE		10	1	9%	11
MINUTE CLINIC DIAGNOSTIC OF TN PC #64		10	1	9%	11
St Joseph's Hospital & Medical Center		10	1	9%	11
GRACE COMMUNITY PHARMACY		1	10	91%	11
LPG PRIMARY CARE AT MATTHEW DRIVE		11			11
PINELLAS COUNTY HEALTH DEPARTMENT		2	9	82%	11
CVS MINUTE CLINIC DIAGNOSTIC OF VIRGINIA		11			11
VITAS HEALTH INC		5	6	55%	11
IGENEX INC		11			11
PRIME MEDICAL CARE, LLC		11			11
CARENOW URGENT CARE-DONELSON		8	3	27%	11
WANTAGH URGENT CARE		8	3	27%	11
CARLOS PORTU MD, PLLC			11	100%	11
LONGWOOD PEDIATRICS LLC			11	100%	11
St. Annes Nursing Center, St. Annes Residence, Inc.		11			11
MINUTECLINIC DIAGNOSTIC OF NEW MEXICO		11			11
ATMORE NURSING CENTER		10	1	9%	11
GRADY HEALTH SYSTEM		11			11
CARENOW URGENT CARE-HERMITAGE		7	4	36%	11
LANE PEDIATRICS PA		1	10	91%	11
CROSSROADS URGENT CARE, PLLC		11			11
CARINGTON MANOR		11			11
CVS CA9165POCT SAN DIEGO		11			11
CVS MINUTE CLINIC DIAGNOSTIC OF TN #3293		10	1	9%	11
BAYONET POINT HOSPITAL			11	100%	11
MAIMONIDES MEDICAL CENTER		8	3	27%	11
ACCENTCARE		11			11
TROPICANA		5	6	55%	11
ORANGE PARK PEDIATRIC ASSOCIATES		1	10	91%	11
CVS MINUTE CLINIC DIAGNOSTIC OF TEXAS,LLC		9	2	18%	11
UMHC/SYLVESTER AT KENDALL		1	10	91%	11

# COVID-19: testing by laboratory

Data through Mar 27, 2021 verified as of Mar 28, 2021 at 09:25 AM

Data in this report are provisional and subject to change.

The numbers in the table below represent the number of Florida and non-Florida residents for whom test results were received by the Department of Health. A person can be tested by more than one laboratory and can have both positive and negative results. **Therefore, the sum of the numbers in each column will be larger than the total number of people tested.**

Reporting lab	Inconclusive	Negative	Positive	Percent positive	Total
ANYLABTEST NOW		4	7	64%	11
VIBRANT AMERICA		9	2	18%	11
ADVENTIST HEALTH SYSTEM FLORIDA DEPT OF HEALTH		7	4	36%	11
BRIDGE DIAGNOSTICS			11	100%	11
Rosewood Healthcare and Rehabilitation Center		5	6	55%	11
Solaris Healthcare Pensacola			11	100%	11
HEALTH NETWORK LABORATORIES		7	4	36%	11
THE TERRACE OF SAINT CLOUD		9	2	18%	11
MINUTECLINIC, LLC #1470		10	1	9%	11
MEDEXPRESS URGENT CARE MONACA		11			11
MINUTE CLINIC LLC #2775		10	1	9%	11
CREATIVE TESTING SOLUTIONS		4	7	64%	11
SEMORAN FAMILY HEALTH LLC		10	1	9%	11
TELEVISIT PALM BAY FAMILY PRACTICE		9	2	18%	11
RICHMOND UNIVERSITY MEDICAL CENTER		9	2	18%	11
GRAND AVE PHARMACY		1	10	91%	11
VIGILANT HEALTHCARE		9	2	18%	11
SUNCOAST COMMUNITY HEALTH CENTERS INC		2	9	82%	11
MEDPEDS ASSOCIATES OF SARASOTA PA		11			11
BEAUMONT LABORATORY			10	100%	10
MEDEXPRESS URGENT CARE-KATY		7	3	30%	10
KIDSVILLE PEDIATRICS			10	100%	10
CVS SC7556POCT WEST COLUMBIA		9	1	10%	10
SAVANNAH MANOR ASSISTED LIVING COMMUNITY			10	100%	10
MEDEXPRESS URGENT CARE - BEECH GROVE		9	1	10%	10
ISLAND COAST PEDIATRICS IN-HOUSE LAB		10			10
MEDEXPRESS URGENT CARE - SALEM		6	4	40%	10
MISSOURI DEPARTMENT OF HEALTH AND SENIOR SERVICES			10	100%	10
MINUTECLINIC DIAGNOSTIC OF NORTH CAROLINA PC #5341		7	3	30%	10
Maury Regional Hospital		6	4	40%	10
MEDEX REGIONAL LABORATORIES LLC		1	9	90%	10
CVS PA6902POCT BRYN MAWR		8	2	20%	10
MINUTE-CLINIC DIAGNOSTIC OF VIRGINIA, LLC #2003		7	3	30%	10
Manor Care of Dunedin		7	3	30%	10
MEDICAL LABORATORY DIAGNOSTICS			10	100%	10
MOSOLF PEDIATRICS			10	100%	10
WELLSTAR KENNESTONE HOSPITAL		7	3	30%	10
LPG PRIMARY CARE AT COLONIAL CENTER DRIVE		9	1	10%	10
CHILDREN'S HEALTHCARE OF ATLANTA/EGLESTON		10			10
EMERGENCY MEDICAL CENTER		4	6	60%	10
LAKE NONA MEDICAL SERVICES		3	7	70%	10
FAMILY HEALTH CENTER AT PORT ST JOHN		4	6	60%	10
MEDEXPRESS URGENT CARE PARKERSBURG		8	2	20%	10
MC DIAGNOSTIC OF CONNECTICUT, PC #1966		10			10
CHRISTUS ST VINCENT LABORATORY - ZIA		10			10
ADVENTHEALTH MEDICAL GROUP PEDIATRIC & ADOLESCENT		9	1	10%	10

# COVID-19: testing by laboratory

Data through Mar 27, 2021 verified as of Mar 28, 2021 at 09:25 AM

Data in this report are provisional and subject to change.

The numbers in the table below represent the number of Florida and non-Florida residents for whom test results were received by the Department of Health. A person can be tested by more than one laboratory and can have both positive and negative results. **Therefore, the sum of the numbers in each column will be larger than the total number of people tested.**

Reporting lab	Inconclusive	Negative	Positive	Percent positive	Total
MINUTECLINIC, LLC, DBA MINUTECLINIC #6106		8	2	20%	10
BROOKDALE PANAMA CITY		9	1	10%	10
SUFFRIDGE DRIVE GROUP HOME		10			10
VITALANT		1	9	90%	10
GLADES COUNTY DETENTION CENTER		1	9	90%	10
ALABAMA DEPARTMENT OF PUBLIC HEALTH		1	9	90%	10
SUPERIOR RESIDENCES OF CLERMONT		2	8	80%	10
LAKE BALDWIN CBOC		9	1	10%	10
TINA'S ASSISTED LIVING FACILITY CORP		10			10
6TH MEDICAL GROUP - MCDILL AFB		8	2	20%	10
PRORENATA LABS		2	8	80%	10
URGENT CARE CENTER AT PINNACLE		4	6	60%	10
GRAND VILLA OF PALM COAST		10			10
AMERICAN HOUSE FORT MYERS		10			10
UNIVERSITY OF MIAMI MILLER SCHOOL OF MEDICINE			10	100%	10
HIGH TOWER ALF LLC		9	1	10%	10
MAINSTREET FAMILY CARE			10	100%	10
SAMARITAN HOSPITAL LABORATORY		9	1	10%	10
VENICE GREEN VILLAGE		3	7	70%	10
MINUTECLINIC, LLC, DBA MINUTECLINIC #2		9	1	10%	10
BROWARD HEALTH CARE			10	100%	10
ARBORS OF GULF BREEZE, THE		8	2	20%	10
BELLE GLADES HEALTH CLINIC			10	100%	10
KEY TRAINING CENTER			10	100%	10
ST MARYS MEDICAL CENTER			10	100%	10
Signature Healthcare of Savannah		10			10
DES PLAINES CLINICAL LAB		3	7	70%	10
HAVEN HOSPICE IN CHIEFLAND		5	5	50%	10
NORTON HEALTHCARE			10	100%	10
ENCORE AT BOCA RATON, THE			10	100%	10
MONROE COUNTY HOSPITAL		7	3	30%	10
HCR MANORCARE		10			10
SOMA MEDICAL CENTER PA #4			10	100%	10
RPC@HODGES		2	8	80%	10
ST. PETERSBURG PEDIATRICS			10	100%	10
VASCONCELLO COHEN MD PA		9	1	10%	10
AU MEDICAL CENTER, INC	1	8	1	10%	10
CVS MINUTE CLINIC DIAGNOSTIC		9	1	10%	10
ORLANDO MEDICAL CENTER PL		1	9	90%	10
ONEIDA HEALTHCARE CENTER		8	2	20%	10
DSI MANAGEMENT LLC		10			10
INHEALTH LIFE SCIENCES		6	4	40%	10
PHASE2 LABS	2	6	2	20%	10
NATURE COAST REGIONAL MEDICAL CENTER		1	9	90%	10
MOLECULAR PATHOLOGY LABORATORY			10	100%	10
MINUTECLINIC DIAG OF IND, LLC #6697		10			10

# COVID-19: testing by laboratory

Data through Mar 27, 2021 verified as of Mar 28, 2021 at 09:25 AM

Data in this report are provisional and subject to change.

The numbers in the table below represent the number of Florida and non-Florida residents for whom test results were received by the Department of Health. A person can be tested by more than one laboratory and can have both positive and negative results. **Therefore, the sum of the numbers in each column will be larger than the total number of people tested.**

Reporting lab	Inconclusive	Negative	Positive	Percent positive	Total
Avalon Healthcare and Rehabilitation Center			10	100%	10
CVS MINUTE CLINIC DIAG OF IND, LLC #6549		10			10
NEW YORK PRESBYTERIAN - LOWER MANHATTAN		10			10
KEY WEST URGENT CARE, INC		3	7	70%	10
MEDEXPRESS URGENT CARE - WINCHESTER GATEWAY		8	2	20%	10
METHODIST HOSPITAL			10	100%	10
PANCARE HEALTH - VERNON ELEMENTARY			10	100%	10
CORONA PATHOLOGY		10			10
PLYMOUTH HARBOR INCORPORATED		9	1	10%	10
COMMUNITY HEALTH CENTER		2	8	80%	10
TENNESSEE DEPARTMENT OF HEALTH (TDH) - CENTRAL LABORATORY		2	8	80%	10
NEW JERSEY DEPARTMENT OF HEALTH COMMUNICABLE DISEASE SERVICE		3	7	70%	10
FLEMING ISLAND CENTER FOR CLINICAL RESEARCH		10			10
FLORIDA MEDICAL CLINIC - NEW TAMPA		6	4	40%	10
NOT INDICATED		1	9	90%	10
MINUTECLINIC, LLC #4682		5	5	50%	10
PALM BEACH CDH - DELRAY BEACH			10	100%	10
BERRYHILL MANOR		10			10
MEDI-DRUG INC		9	1	10%	10
CBC LAB		3	7	70%	10
AFC URGENT CARE - CEDAR GROVE		10			10
Westchester General Hospital			10	100%	10
VETERNANS ADMINISTRATION			10	100%	10
CENTRAL JERSEY URGENT CARE OF EATONTOW		9	1	10%	10
LUXOR SCIENTIFIC LLC		1	9	90%	10
MINUTE CLINIC DIAGNOSTIC OF SC, LLC #42		9	1	10%	10
NEMOURS CHILDREN'S URGENT			10	100%	10
GOLFCREST HEALTHCARE CENTER		10			10
CVS MINUTE CLINIC DIAGNOSTIC PA #3060		9	1	10%	10
PBC PREMIER FAMILY HEALTH			10	100%	10
ACCESS PHARMACY		10			10
MEDEXPRESS URGENT CARE-LATROBE		10			10
MINUTECLINIC DIAGNOSTICS OF IND, LLC		10			10
CARENOW URGENT CARE - EAST NASHVILLE		8	2	20%	10
CITY OF TALLAHASSEE		10			10
THE MARY IMOGENE BASSETT HOSPITAL		10			10
ST CLOUD COMPOUNDING PHARMACY & WELLNESS CENTER		9	1	10%	10
MINUTE-CLINIC DIAGNOSTIC OF VIRGINIA, LLC		10			10
ILLINOIS DEPARTMENT OF PUBLIC HEALTH		1	8	89%	9
MINUTECLINIC DIAGNOSTIC OF TN PC #5671		5	4	44%	9
ASSOCIATES IN MEDICINE		7	2	22%	9
MINUTECLINIC DIAGNOSTIC OF MINNESOTA		9			9
LAKE NONA MEDICAL SERVICE LLC		9			9
CVS TX10016POCT PRINCETON		9			9
Consulate Health Care of Brandon		7	2	22%	9
PALM BAY URGENT CARE PL		1	8	89%	9

# COVID-19: testing by laboratory

Data through Mar 27, 2021 verified as of Mar 28, 2021 at 09:25 AM

Data in this report are provisional and subject to change.

The numbers in the table below represent the number of Florida and non-Florida residents for whom test results were received by the Department of Health. A person can be tested by more than one laboratory and can have both positive and negative results. **Therefore, the sum of the numbers in each column will be larger than the total number of people tested.**

Reporting lab	Inconclusive	Negative	Positive	Percent positive	Total
NORTHSHORE UNIVERSITY HEALTHSYSTEM EVANSTON HOSPITAL LAB			9	100%	9
WESTCHESTER GENERAL HOSPITAL BLOOD GAS LAB			9	100%	9
WINDSOR OF GAINESVILLE		9			9
MEDEXPRESS URGENT CARE - FORT WORTH S		8	1	11%	9
DYNAMIC HEALTH CENTERS INC		5	4	44%	9
MAGNOLIA MANOR			9	100%	9
UNIVERSITY MEDICAL CENTER		8	1	11%	9
CVS PHARMACY NO 274		9			9
INSPIRED LIVING AT PALM BAY		7	2	22%	9
EMORY CRAWFORD LONG HOSPITAL LABORATOR		8	1	11%	9
NORTHWEST FLORIDA COMMUNITY HOSPITAL LABORATORY		8	1	11%	9
CVS NJ617POCT CEDAR GROVE		8	1	11%	9
UNIVERSITY HOSPITALS OF CLEVELAND		5	4	44%	9
GOOD SAMARITAN MEDICAL CENTER			9	100%	9
ANY LAB TEST NOW INC			9	100%	9
COLLIER BLVD HMA PHYSICIAN MANAGEMENT,, LLC			9	100%	9
CARDIOTHORACIC SURGERY OF HYDE PARK			9	100%	9
VETERANS AFFAIRS MEDICAL CENTER - OUTPATIENT			9	100%	9
NEMOURS CHILDREN'S PRIMARY CARE VERO BEACH			9	100%	9
GCPM MANUAL MICROBIOLOGY		1	8	89%	9
ST JOSEPH'S HOSPITAL NORTH LABORATORY			9	100%	9
FLORIDA HOSPITAL WINTER PARK		7	2	22%	9
ROSEMONT GARDENS INC		9			9
ST VINCENT'S CHILTON		7	2	22%	9
LAKEVIEW HEALTH SYSTEMS			9	100%	9
MINUTECLINIC DIAGNOSTIC OF TN PC #242		6	3	33%	9
WINDSOR OF SAN PABLO, THE		6	3	33%	9
CVS DC1340POCT WASHINGTON		9			9
BUENA VIDA ESTATES			9	100%	9
MOBILE RESPONSE DIAGNOSTICS LLC		8	1	11%	9
ROSECASTLE			9	100%	9
VILLAGE PLACE HEALTH AND REHAB		9			9
DIXITKUMAR N MODI MD PA			9	100%	9
ST VINCENT'S ST CLAIR		6	3	33%	9
CAN COMMUNITY HEALTH, INC		9			9
UF HEALTH		1	8	89%	9
NEW HAMPSHIRE DEPARTMENT OF HEALTH AND HUMAN SERVICES		3	6	67%	9
NITIN BAWA PROFESSIONAL ASSOCIATES			9	100%	9
LOREY ALF		9			9
MIDMICHIGAN MEDICAL CENTER			9	100%	9
BEAUMONT EMERGENCY CENTER			9	100%	9
NAVAL MEDICAL CENTER SAN DIEGO			9	100%	9
NIGHT LITE PEDIATRICS CENTER		1	8	89%	9
MEDEXPRESS URGENT CARE - SWANSEA, N ILLINOIS ST		8	1	11%	9
PUTNAM FAMILY CARE INC		3	6	67%	9
MINUTECLINIC DIAGNOSTIC OF NEW JERSEY, LLC # 7069		9			9

# COVID-19: testing by laboratory

Data through Mar 27, 2021 verified as of Mar 28, 2021 at 09:25 AM

Data in this report are provisional and subject to change.

The numbers in the table below represent the number of Florida and non-Florida residents for whom test results were received by the Department of Health. A person can be tested by more than one laboratory and can have both positive and negative results. **Therefore, the sum of the numbers in each column will be larger than the total number of people tested.**

Reporting lab	Inconclusive	Negative	Positive	Percent positive	Total
PINELLAS PARK FIRE DEPARTMENT		9			9
SUNCREST OMNI		9			9
DOCTORS EXPRESS OF ST PETERSBURG		1	8	89%	9
MINUTECLINIC DIAGNOSTIC OF TN PC #240		8	1	11%	9
RIVERVIEW REGIONAL MEDICAL CENTER		7	2	22%	9
PEDIATRIC HEALTH CARE ALLIANCE			9	100%	9
IMMUNOGENOMICS LLC		6	3	33%	9
MINUTECLINIC DIAGNOSTIC OF TN, PC 6304		7	2	22%	9
MINUTECLINIC #8760		9			9
FLORIDA CENTER FOR DERMATOLOGY LABORATORY			9	100%	9
BRENNITY AT VERO BEACH, THE			9	100%	9
MEDICANA NURSING AND REHAB CENTER			9	100%	9
MEDLAB INC		9			9
PATEL MEDICAL VENTURES		8	1	11%	9
CVS HEALTH, #2043		9			9
CVS HEALTH MINUTE CLINIC		1	8	89%	9
FLORIDA MENTOR		7	2	22%	9
ALLIANCE HEALTH AND REHABILITATION CENTER		9			9
EMPLOYEE WELLNESS PA			9	100%	9
PASSPORT HEALTH			9	100%	9
MINUTE CLINIC OF KANSAS PA		5	4	44%	9
MINUTE CLINIC LLC #1448		8	1	11%	9
UHEALTH UNIVERSITY OF MIAMI			9	100%	9
MINUTECLINIC DIAGNOSTIC OF NEW JERSEY,		8	1	11%	9
MICHIGAN DEPARTMENT OF COMMUNITY HEALTH		1	8	89%	9
PENSACOLA CLUSTER			9	100%	9
CARENOW URGENT CARE-GREEN HILLS		9			9
PRECISION GENETICS			9	100%	9
CURATIVE		1	8	89%	9
ALBION COLLEGE (ABBOTT)		9			9
WATERFORD AT CREEKSID, THE			9	100%	9
OMNI			9	100%	9
CVS CT1123POCT SOUTHBURY		9			9
ORLANDO FAMILY MEDICAL INC		9			9
OUR HOME AT BEACON HILL			9	100%	9
OPTUM SILVER LAKES			9	100%	9
MINUTE CLINIC INCORPORATE		9			9
LAWRENCE TECHNOLOGICAL UNIVERSITY		9			9
CIAN DIAGNOSTICS			9	100%	9
ENCOMPASS HOME HEALTH OF THE SOUTHEAST LLC		9			9
MINUTECLINIC DIAGNOSTIC OF MAINE, LLC		7	2	22%	9
MINUTE CLINIC LLC # 2033		8	1	11%	9
MINUTE CLINIC LLC #5706		8	1	11%	9
ORLANDO HEALTH PHYSICIAN ASSOCIATES		4	5	56%	9
CHILDREN'S HEALTH CENTER INC.		7	2	22%	9
NORTHSIDE HOSPITAL FORSYTH		8	1	11%	9

# COVID-19: testing by laboratory

Data through Mar 27, 2021 verified as of Mar 28, 2021 at 09:25 AM

Data in this report are provisional and subject to change.

The numbers in the table below represent the number of Florida and non-Florida residents for whom test results were received by the Department of Health. A person can be tested by more than one laboratory and can have both positive and negative results. **Therefore, the sum of the numbers in each column will be larger than the total number of people tested.**

Reporting lab	Inconclusive	Negative	Positive	Percent positive	Total
JOHNS HOPKINS ALL CHILDRENS			9	100%	9
MINUTECLINIC, LLC, MINUTECLINIC #7637		7	2	22%	9
WESTERN NEW YORK IMMEDIATE MEDICAL CAR		9			9
MINUTECLINIC DIAGNOSTIC OF ILLINOIS		7	2	22%	9
BAYFRONT HEALTH ST PETERSBURG		8	1	11%	9
NASCAR EVENT MANAGEMENT, LLC		9			9
HEALTH AND WELLNESS CENTER		1	8	89%	9
Fouraker Hills Rehab and Nursing			9	100%	9
UCARE			9	100%	9
CLAYMED OF NORTH FLORIDA			9	100%	9
REMISE OCCUPATIONAL HEALTH SOLUTIONS INC			9	100%	9
CARENOW URGENT CARE-MT JULIET		8	1	11%	9
CVS MO8590POCT KANSAS CITY		5	4	44%	9
LIFELINK TISSUE BANK D/B/A LIFELINK TISSUE BANK		8	1	11%	9
CVS MINUTE CLINIC, LLC #22		8	1	11%	9
FAMILY PRACTICE OF DAVIE INC			9	100%	9
MC DIAGNOSTIC OF CONNECTICUT, PC #1043		9			9
WINTER PARK INTERNAL MEDICINE MD PA		7	2	22%	9
WADSWORTH CENTER - DAVID AXELROD INSTITUTE		8	1	11%	9
CHEMISYS LABORATORIES		1	8	89%	9
ORMOND BEACH CENTRA CARE			8	100%	8
CVS TX8351POCT BEAUMONT		7	1	13%	8
CAYUGA COUNTY HEALTH DEPARTMENT		7	1	13%	8
MINUTECLINIC DIAGNOSTIC OF VIRGINIA		8			8
LAB UNKNOW		6	2	25%	8
LEMOYNE COLLEGE WELLNESS CENTER FOR		8			8
FLORIDA CLINICAL LAB		1	7	88%	8
ST CHARLES HOSPITAL LABORATORY		8			8
DEPARTMENT OF HEALTH- CITRUS COUNTY		1	7	88%	8
GENE STREET LABORATORIES, LLC		6	2	25%	8
INTERNAL MEDICINE ASSOCIATES OF JACKSON HOSPITAL			8	100%	8
CAREPOINT CLINIC		5	3	38%	8
MINUTECLINIC DIAGNOSTIC OF OHIO #7790		6	2	25%	8
NORTHSIDE HOSPITAL		2	6	75%	8
JACKSON CLINIC PA,THE		4	4	50%	8
HUNTINGTON VILLAGE URGENT CARE		8			8
X-GENE MOLECULAR LABS		1	7	88%	8
CIGNA ONSITE HEALTH LLC		2	6	75%	8
ROBERT WOOD JOHNSON HOSPITAL		7	1	13%	8
CAPRONA GROUP HOME		2	6	75%	8
BLOOMINGDALE PEDIATRIC ASSOCIATES PA			8	100%	8
MEDEXPRESS URGENT CARE - CULPEPER		8			8
JX REF LAB			8	100%	8
VA Primary Care Clinic at Meharry		7	1	13%	8
MID-HUDSON VALLEY DIVISION OF WESTCHESTER MEDICAL		8			8
MINUTECLINIC DIAG OF IND, LLC #2387		7	1	13%	8

# COVID-19: testing by laboratory

Data through Mar 27, 2021 verified as of Mar 28, 2021 at 09:25 AM

Data in this report are provisional and subject to change.

The numbers in the table below represent the number of Florida and non-Florida residents for whom test results were received by the Department of Health. A person can be tested by more than one laboratory and can have both positive and negative results. **Therefore, the sum of the numbers in each column will be larger than the total number of people tested.**

Reporting lab	Inconclusive	Negative	Positive	Percent positive	Total
MINUTE CLINIC DIAGNOSTIC OF MICHIGAN PC		8			8
EXECUTIVE MEDICAL SERVICES		8			8
EXPRESS TEST			8	100%	8
HEALTHMARK REGIONAL HOSPITAL LAB		4	4	50%	8
DIAGNOSTIC CLINIC		7	1	13%	8
FLORIDA HEART AND VASCULAR MULTISPECIALTY GROUP		8			8
GENEUS DIAGNOSTICS			8	100%	8
FHPG_EXP CARE W HILLSBOROUGH			8	100%	8
MEDEXPRESS ELKINS		8			8
WALGREEN #6538		8			8
CARE ATC - CITY OF BOYNTON BEACH	1	2	5	63%	8
THOMAS JEFFERSON UNIVERSITY HOSPITAL		4	4	50%	8
MEDEXPRESS URGENT CARE - WASHINGTON		6	2	25%	8
NORTHSIDE HOSPITAL ATLANTA		3	5	63%	8
WINKLER COURT□		7	1	13%	8
PACIFICA SUNRISE□			8	100%	8
VENICE REGIONAL MEDICAL CENTER			8	100%	8
APEX HOME HEALTH CARE		7	1	13%	8
CVS SC4286POCT EASLEY		3	5	63%	8
The Grand at Rome Nursing and Rehabilitation		8			8
ADVANCED RESEARCH FOR HEALTH IMPROVEMENT		6	2	25%	8
WHITE SANDS OUTPATIENT SERVICES (WSOP SERVICES LLC		8			8
ETHOS LABORATORIES		7	1	13%	8
MINUTE CLINIC LLC #6765		8			8
HOLY NAME MEDICAL CENTER	1	6	1	13%	8
ATLANTIC CONSOLIDATED LABORATORY		8			8
MAGNOLIA PEDIATRICS GROUP LLC			8	100%	8
LAKE CONWAY URGENT CARE LLC		2	6	75%	8
PALM BEACH COUNTY HEALTH DEPARTMENT LABORATORY			8	100%	8
FLORIDA KEYS CONCIERGE MEDICINE, LLC		6	2	25%	8
SYNEXUS CLINICAL RESEARCH US INC		2	6	75%	8
CVS NC5591POCT STATESVILLE		7	1	13%	8
ST CLOUD PHYSICIAN MANAGMENT LLC		7	1	13%	8
HEALTHY MINORS PEDIATRIC URGENT CARE		7	1	13%	8
ALL CHILDREN'S HOSPITAL		1	7	88%	8
INTERVENTIONAL REHABILITATION OF SOUTH FLORIDA			8	100%	8
ELLIS HOSPITAL LABORATORY		7	1	13%	8
TREASURE COAST URGENT & FAMILY CARE			8	100%	8
MEDEXPRESS URGENT CARE - BATTLE CREEK		5	3	38%	8
PUTNAM COUNTY EMERGENCY RESCUE SERVICE		5	3	38%	8
MEDEXPRESS URGENT CARE - FAYETTEVILLE		6	2	25%	8
DOCTOR'S IN-HOUSE LAB/COMMUNITY HEALTH CENTERS OF PINELLAS - CLEARWATE			8	100%	8
LOVELACE MEDICAL CENTER		8			8
BETH ISRAEL MEDICAL CENTER LABS		8			8
JUPITER CLINIC			8	100%	8
CVS MINUTE CLINIC DIAGNOSTIC OF NEW JERSEY		8			8



# COVID-19: testing by laboratory

Data through Mar 27, 2021 verified as of Mar 28, 2021 at 09:25 AM

Data in this report are provisional and subject to change.

The numbers in the table below represent the number of Florida and non-Florida residents for whom test results were received by the Department of Health. A person can be tested by more than one laboratory and can have both positive and negative results. **Therefore, the sum of the numbers in each column will be larger than the total number of people tested.**

Reporting lab	Inconclusive	Negative	Positive	Percent positive	Total
OSWEGO HOSPITAL LABORATORY		7	1	13%	8
SEA LEVEL LABS			8	100%	8
JOHN T MATHER MEMORIAL HOSPITAL LABORATORY		7	1	13%	8
BARTON PARKER OD PC		8			8
SUMTER COUNTY HEALTH DEPARTMENT		3	5	63%	8
WELLIGENT		1	7	88%	8
ARCHBOLD MEMORIAL HOSPITAL/LAB		3	5	63%	8
ALLEGRO - TAMPA	1	4	3	38%	8
IU HEALTH PATHOLOGY		1	7	88%	8
MEDEXPRESS URGENT CARE - TARENTUM		6	2	25%	8
NEOGENOMICS LABORATORIES, INC		8			8
TRUE HEALTH		5	3	38%	8
MODMD LABORATORY		8			8
DOH-TAMPA BRANCH LABORATORY (MLK BLVD)		4	4	50%	8
INTERNAL MEDICINE AND AESTHETICS OF NAPLES LLC		8			8
BIOTECH PHARMACEUTICAL GROUP LLC			8	100%	8
WALGREENS #10972	1	7			8
MINUTECLINIC, LLC #05038		8			8
CLEARWATER PEDIATRIC CARE		1	7	88%	8
FOUNTAINVIEW BY FIVE STAR QUALITY CARE		7	1	13%	8
BENNETT PEDIATRICS		8			8
HEALTHPARK MEDICAL CTR NURSING SVC		8			8
DOTHAN PEDIATRIC CLINIC			8	100%	8
ST LUKES ROOSEVELT LABORATORY		7	1	13%	8
MED & CO INVESTMENT LLC		7	1	13%	8
MEDEXPRESS URGENT CARE - CLARKSBURG		7	1	13%	8
VERMONT DEPARTMENT OF HEALTH		1	7	88%	8
ORLANDO ORTHOPAEDIC CENTER		6	2	25%	8
MARQUESA MEDICAL		7	1	13%	8
CVS TX7162POCT HOUSTON		8			8
MEDEXPRESS URGENT CARE - MAPLE DRIVE		7	1	13%	8
WALK-IN MEDICAL CARE			8	100%	8
STPET		6	2	25%	8
OKLAHOMA STATE DEPARTMENT OF HEALTH-PUBLIC HEALTH LABORATORY			8	100%	8
MIAMI COMPREHENSIVE MEDICINE GROUP PA		4	4	50%	8
VAIL VALLEY MEDICAL CENTER			8	100%	8
LIFE CARE CITRUS COUNTY			8	100%	8
FHCP-ORANGE CITY			8	100%	8
SURGOINSVILLE PHARMACY		8			8
MONTEFIORE MEDICAL CENTER LABORATORIES - NORTH		8			8
MINUTECLINIC DIAGNOSTIC OF TN PC #386		7	1	13%	8
NORTHEAST PEDIATRICS			8	100%	8
ST. JOSEPH HOSPITAL AND HEALTH CARE INC.			8	100%	8
PALMS WEST HOSPITAL			8	100%	8
BENSONHURST URGENT CARE		8			8
ALLINA HEALTH - ABBOTT NORTHWESTERN HOSPITAL		5	3	38%	8

# COVID-19: testing by laboratory

Data through Mar 27, 2021 verified as of Mar 28, 2021 at 09:25 AM

Data in this report are provisional and subject to change.

The numbers in the table below represent the number of Florida and non-Florida residents for whom test results were received by the Department of Health. A person can be tested by more than one laboratory and can have both positive and negative results. **Therefore, the sum of the numbers in each column will be larger than the total number of people tested.**

Reporting lab	Inconclusive	Negative	Positive	Percent positive	Total
Sunset Lake Health and Rehabilitation Center		8			8
ORLANDO FAMILY PHYSICIANS			8	100%	8
MINUTECLINIC DIAGNOSTIC OF TN PC #643		5	3	38%	8
THE WOLFF CENTER FOR CHILD & ADOLESCENT HEALTH			8	100%	8
Nashville Central Laboratory		8			8
HARBORCHASE OF DR PHILLIPS		7	1	13%	8
BAPTIST OUTPATIENT			8	100%	8
CVS MINUTE CLINIC DIAGNOSTIC MED GRP OF SAN		6	2	25%	8
GOLISANO CHILDREN'S HOSPITAL OF SOUTHWEST FLORIDA		6	2	25%	8
ENCOMPASS HEALTH REHABILITATION HOSPITAL OF MIAMI		7	1	13%	8
MINUTE CLINIC LLC #10203		6	2	25%	8
DOH JACKSONVILLE CENTRAL LABORATORY		3	5	63%	8
SOMA MEDICAL CENTER MD PA #7 PEDIATRICS			8	100%	8
SYLVESTER AT PLANTATION LABORATORY		7	1	13%	8
ENCOMPASS HEALTH REHABILITATION HOSPITAL OF OCALA		8			8
SOUTHEASTERN PEDIATRIC ASSOCIATES			8	100%	8
CONSULATE HEALTH CARE		7	1	13%	8
NORTH PINELLAS CHILDRENS MEDICAL CENTER INC			8	100%	8
DORAL URGENT CARE			8	100%	8
ALACHUA COUNTY HEALTH DEPARTMENT		1	7	88%	8
CVS PA1671POCT LANCASTER		8			8
MINUTECLINIC #2860		6	2	25%	8
DOCTOR'S IN HOUSE LAB			8	100%	8
CVS NC3319POCT CHARLOTTE		6	2	25%	8
BLOOMING GARDENS OF CARE INC		8			8
WILLIAMSBURGH CHAI CARE		7	1	13%	8
URGENT CARE OF LONGWOOD		1	7	88%	8
FG RAPID		8			8
MEDEXPRESS URGENT CARE, BUTLER		5	3	38%	8
MONROE COUNTY FIRE RESCUE		6	1	14%	7
NYU WINTHROP HOSPITAL PATHOLOGY		7			7
CVS TX7827POCT ROUND ROCK		7			7
FRESENIUS KIDNEY CARE FORT WALTON BEACH			7	100%	7
CVS MO8556POCT KANSAS CITY		6	1	14%	7
MEDEXPRESS URGENT CARE - GLENDALE		7			7
CVS TN2179POCT MURFREESBORO		6	1	14%	7
MINUTECLINIC MINUTECLINIC #4977		4	3	43%	7
KENDALL REGIONAL MEDICAL CNTR			7	100%	7
MC DIAGNOSTIC OF CONNECTICUT , PC # 3		5	2	29%	7
MEDEXPRESS URGENT CARE-PETERS TWP		6	1	14%	7
MERCY HEALTH—MUSKEGON		6	1	14%	7
THRIF-T DRUGS INC		6	1	14%	7
MEDEXPRESS URGENT CARE - MIDLOTHIAN		6	1	14%	7
LEE COUNTY HEALTH DEPARTMENT		4	3	43%	7
Florida Clinical Laboratory		1	6	86%	7
BALTIMORE CITY HEALTH DEPT COMMUNICABLE DISEASES AND EPIDEMIOLOGY			7	100%	7

# COVID-19: testing by laboratory

Data through Mar 27, 2021 verified as of Mar 28, 2021 at 09:25 AM

Data in this report are provisional and subject to change.

The numbers in the table below represent the number of Florida and non-Florida residents for whom test results were received by the Department of Health. A person can be tested by more than one laboratory and can have both positive and negative results. **Therefore, the sum of the numbers in each column will be larger than the total number of people tested.**

Reporting lab	Inconclusive	Negative	Positive	Percent positive	Total
EASTERN FLORIDA STATE COLLEGE - PALM BAY CAMPUS			7	100%	7
WILDLIGHT LAB			7	100%	7
WHEELER LABORATORY		6	1	14%	7
YAZJI PEDIATRIC CARE LLC DBA TUKA PEDIATRICS			7	100%	7
DR. PHILLIPS MEDICAL WELLNESS CENTER		4	3	43%	7
CARESOUTH HHA HOLDINGS OF TALLAHASSEE LLC		7			7
SOUTHEAST GEORGIA HEALTH SYSTEM, INC D		7			7
QUEENS UNIVERSITY OF CHARLOTTE		7			7
QHG OF ENTERPRISE INC (DBA MEDICAL CTR		7			7
LAWTON CHILES HEALTH CENTER		1	6	86%	7
FAMILY MEDICINE MEDICAL DRIVE		7			7
CARENOW URGENT CARE-SOUTHLAKE			7	100%	7
PENINSULA CARE AND REHABILITATION CENTER			7	100%	7
FLORIDA SCHOOL FOR THE DEAF AND THE BLIND			7	100%	7
FHMG_FM AND IM AVALON PARK		2	5	71%	7
CVS CA9715POCT THOUSAND OAKS		7			7
CLAY PRIMARY & FAMILY CARE LLC			7	100%	7
DOCTOR'S IN-HOUSE LAB/COMMUNITY HEALTH CENTERS OF PINELLAS -PINELLAS P			7	100%	7
HOLY GARDEN ALF, INC.		7			7
SUPERIOR RESIDENCES AT CALA HILLS		7			7
TIFT REGIONAL HEALTH SYSTEM, INC		7			7
LEPE'S HOUSE			7	100%	7
GENTRY PARK ORLANDO ASSISTED LIVING		6	1	14%	7
SARASOTA MEDICAL CENTER			7	100%	7
ABBEY MANOR RETIREMENT RESIDENCE INC		7			7
QUE		4	3	43%	7
MINUTE CLINIC, LLC #4650		6	1	14%	7
RELIANCE MEDICAL CENTER		5	2	29%	7
SOUTH COM HEALTH CLINIC, DEPT. OF THE ARMY		7			7
DELAWARE DEPARTMENT OF HEATH		6	1	14%	7
CVS MINUTE CLINIC DIAG OF IND LLC #5206		6	1	14%	7
STUYVESANT URGENT CARE		7			7
WEXFORD HEALTH SOURCES INC		7			7
CVS TX4397POCT CYPRESS		7			7
CONCENTRA URGENT CARE		3	4	57%	7
Parkside Villa		7			7
SUNRISE SENIOR LIVING OF JACKSONVILLE			7	100%	7
WELLMED AT BRANDON REGIONAL		5	2	29%	7
PBC FOUND CARE INC			7	100%	7
MINUTE CLINIC LLC #4017		7			7
CVS PHARMACY #8800		5	2	29%	7
MANATEE PEDIATRICS			7	100%	7
GULF COAST PEDIATRICS OF SARASOTA PA		1	6	86%	7
LAKE PEDIATRICS			7	100%	7
GRACE WELLNESS CENTER LLC		6	1	14%	7
HEARTLAND PEDIATRICS OF LAKE PLACID			7	100%	7

# COVID-19: testing by laboratory

Data through Mar 27, 2021 verified as of Mar 28, 2021 at 09:25 AM

Data in this report are provisional and subject to change.

The numbers in the table below represent the number of Florida and non-Florida residents for whom test results were received by the Department of Health. A person can be tested by more than one laboratory and can have both positive and negative results. **Therefore, the sum of the numbers in each column will be larger than the total number of people tested.**

Reporting lab	Inconclusive	Negative	Positive	Percent positive	Total
MAXHEALTH		5	2	29%	7
MEDEXPRESS URGENT CARE MORGANTOWN		7			7
COMMUNITY MEDICAL AND DENTAL CARE INC		7			7
MINUTE-CLINIC DIAGNOSTIC OF VIRGINIA, LLC #794		6	1	14%	7
NORTHERN DUTCHESS HOSPITAL LABORATORY		5	2	29%	7
CARENOW URGENT CARE-MADISON		7			7
ADVENT HEALTH APOPKA		3	4	57%	7
BRADENTON PHYSICIANS MEDICAL CENTER			7	100%	7
COMPASSION PEDIATRICS		3	4	57%	7
HARMONIOUS HOME HEALTH, LLC		7			7
LONGWOOD FAMILY MEDICINE		1	6	86%	7
MEDEXPRESS URGENT CARE - STATE COLLEGE		5	2	29%	7
MINUTE CLINIC DIAGNOSTIC OF VIRGINIA, LLC #1905		7			7
ECLRS		2	5	71%	7
EL PARAISO HOME INC		7			7
LONG ISLAND JEWISH FOREST HILLS HOSPITAL		7			7
CVS MINUTE CLINIC DIAGNOSTIC OF KANSAS, PA		7			7
MIAMI BEACH COMMUNITY HEALTH CENTER INC			7	100%	7
CHAPTERS HEALTH HOSPICE		7			7
MEDEXPRESS URGENT CARE - HOT SPRINGS		7			7
SOUTH FLORIDA ENT ASSOCIATES, INC			7	100%	7
IRL MARKET LAB			7	100%	7
CVS NC7213POCT MATTHEWS		6	1	14%	7
ST. LUCIE COUNTY HEALTH DEPARTMENT		5	2	29%	7
PEDIATRICS URGENT CARE, LLC			7	100%	7
PANCARE HEALTH - HOSFORD SCHOOL			7	100%	7
FLORIDA HOSPITAL APOPKA		6	1	14%	7
SARAH LAWRENCE COLLEGE HEALTH SERVICES		7			7
TRUE HEALTH DIAGNOSTICS		1	6	86%	7
PEDIATRICS OF CENTRAL FLORIDA		5	2	29%	7
PALM GARDEN OF SUN CITY			7	100%	7
AVON PARK PEDIATRICS			7	100%	7
Rutgers Health Rwj University Hospital - Laboratory		4	3	43%	7
PARTNERS PHARMACY OF FLORIDA LLC		7			7
DOCTORS CLINICAL LABORATORY, INC		5	2	29%	7
CVS CA9113POCT CHULA VISTA		7			7
PENN MEDICINE PRINCETON MEDICAL CENTER		6	1	14%	7
BROOKDALE LAKE ORIENTA			7	100%	7
SCHOOL OF PHARMACY AND PHARMACEUTICAL		7			7
EMBRY-RIDDLE AERONAUTICAL UNIVERSITY HEALTH			7	100%	7
JUPITER ISLAND PUBLIC SAFETY		5	2	29%	7
MINUTECLINIC DIAG OF IND LLC #8651		6	1	14%	7
DALLAS COUNTY HEALTH AND HUMAN SERVICES			7	100%	7
CRESTWOOD MEDICAL CENTER		5	2	29%	7
NOVANT HEALTH INPATIENT CARE		2	5	71%	7
KANSAS DEPARTMENT OF HEALTH		2	5	71%	7

# COVID-19: testing by laboratory

Data through Mar 27, 2021 verified as of Mar 28, 2021 at 09:25 AM

Data in this report are provisional and subject to change.

The numbers in the table below represent the number of Florida and non-Florida residents for whom test results were received by the Department of Health. A person can be tested by more than one laboratory and can have both positive and negative results. **Therefore, the sum of the numbers in each column will be larger than the total number of people tested.**

Reporting lab	Inconclusive	Negative	Positive	Percent positive	Total
TGH URGENT CARE – WESLEY CHAPEL			7	100%	7
CITYMD		1	6	86%	7
MINUTECLINIC DIAGNOSTIC OF NEVADA #87		4	3	43%	7
WYOMING COUNTY COMMUNITY HOSPITAL LABORATORY		7			7
CVS PA1074POCT KENNETT SQUARE		6	1	14%	7
MINUTECLINIC, LLC #1796		6	1	14%	7
NORTHDAL REHABILITATION CENTER			7	100%	7
OPTUM PRIMARY CARE - FOUNTAIN OAKS		3	4	57%	7
Ocoee Health Care Center		7			7
ACM MEDICAL LABORATORY ALLIANCE		5	2	29%	7
Thermopolis Rehabilitation Wellness		7			7
CVS GA2108POCT NORCROSS		4	3	43%	7
MEDEXPRESS URGENT CARE, JOHNSTOWN		6	1	14%	7
GENOTOX LABORATORIES		5	2	29%	7
MINUTECLINIC DIAG OF IND LLC #6998		6	1	14%	7
FLORIDA HOSPITAL KISSIMMEE		4	3	43%	7
MEDEXPRESS URGENT CARE - STAUNTON		3	4	57%	7
KEYSTONE PLACE AT NAPLES PRESERVE		4	3	43%	7
RANDOLPH DIABETES AND WELLNESS		6	1	14%	7
SELECT PHYSICIANS ALLIANCE		7			7
GOLDMAN SACHS HEALTH CENTER	1	6			7
MINUTECLINIC, LLC #03965		7			7
LYNMOORE,THE		7			7
CVS NY549POCT RIDGEWOOD		4	3	43%	7
OCALA FAMILY MEDICAL CENTER		7			7
GRAND VILLA OF SARASOTA		6	1	14%	7
MINUTECLINIC DIAGNOSTIC OF OHIO #3407		6	1	14%	7
MINUTECLINIC DIAGNOSTIC OF NORTH CAROLINA PC #7054		5	2	29%	7
FLORIDA CANCER SPECIALISTS & RESEARCH INSTITUTE		6	1	14%	7
CVS OH2543POCT CANFIELD		5	2	29%	7
LEE MEMORIAL HEALTH SYSTEM D/B/A		5	2	29%	7
BOCA BIOLISTICS LLC			7	100%	7
EP LTC PHARMACY		5	2	29%	7
GALLUP INDIAN MEDICAL CENTER		7			7
Baptist Village Retirement Communities		7			7
MINUTE CLINIC DIAGNOSTIC OF PENNSYLVANIA		7			7
VENICE URGENT CARE – GULF COAST			7	100%	7
MINUTECLINIC DIAGNOSTIC MED GRP OF CA		6	1	14%	7
UNIVERSITY OF WASHINGTON MEDICAL CENTER			7	100%	7
MINUTECLINIC DIAGNOSTIC OF GEORGIA, LL		5	2	29%	7
CVS OH3458POCT BEAVERCREEK		7			7
DOTHAN WEST FAMILY MEDICINE		5	2	29%	7
GILCHRIST COUNTY FIRE DEPARTMENT		4	3	43%	7
CVS CT1109POCT BETHEL		7			7
SUPREME LABORATORY			7	100%	7
RIVER OAKS TREATMENT CENTER			7	100%	7

# COVID-19: testing by laboratory

Data through Mar 27, 2021 verified as of Mar 28, 2021 at 09:25 AM

Data in this report are provisional and subject to change.

The numbers in the table below represent the number of Florida and non-Florida residents for whom test results were received by the Department of Health. A person can be tested by more than one laboratory and can have both positive and negative results. **Therefore, the sum of the numbers in each column will be larger than the total number of people tested.**

Reporting lab	Inconclusive	Negative	Positive	Percent positive	Total
GLEN FALLS HOSPITAL DEPARTMENT OF PATHOLOGY		6	1	14%	7
FLORIDA DIGESTIVE AND LIVER SPECIALIST		7			7
Lenox on the Lake			7	100%	7
PERSONAL PHYSICIAN CARE PA			7	100%	7
HEALTH CARE LABORATORY SERVICES		1	6	86%	7
LIZS ADULT CARE		7			7
VICTORIAN MANOR		2	5	71%	7
ACCESS CARE MEDICAL GROUP LLC		2	5	71%	7
WATAUGA MEDICAL CENTER		4	3	43%	7
BIRMINGHAM VAMC		3	4	57%	7
ST. CLOUD PHARMACY AND WELLNESS CENTER		3	4	57%	7
NORTH FLORIDA MEDICAL CENTERS INC		1	6	86%	7
MEDEXPRESS URGENT CARE-DUBOIS		7			7
MINUTECLINIC, DIAGNOSTIC OF TEXAS, LL		6	1	14%	7
CVS OH3301POCT WOODMERE		7			7
NEMOURS CHILDREN'S HOSPITAL			7	100%	7
PHYSICIANS FOR CHILDREN			6	100%	6
CVS MD4371POCT OCEAN CITY		6			6
BROWARD COUNTY HEALTH DEPT.			6	100%	6
PROGRESS PHARMACY INC		1	5	83%	6
PROVIDENCE LABORATORY SERVICES		6			6
NORTH FLORIDA PEDIATRICS JASPER			6	100%	6
DEPARTMENT OF HEALTH AND HUMAN SERVICES STATE OF NEW HAMPSHIRE			6	100%	6
CVS NM8918POCT ALBUQUERQUE		6			6
CVS PA813POCT RICHBORO		6			6
FLORIDA DEPARTMENT OF HEALTH IN MIAMI DADE COUNTY		5	1	17%	6
XPRESS URGENT CARE LLC		6			6
GRACE REHABILITATION CENTER OF VERO BEACH		4	2	33%	6
CVS PA5241POCT CHALFONT		6			6
ORLANDO FAMILY PHYSICIANS INC		2	4	67%	6
PR HEALTH		1	5	83%	6
LAKEVIEW TERRACE HOME HEALTH SERVICES LLC			6	100%	6
MARSHALL MEDICAL CENTER SOUTH LAB		5	1	17%	6
NEMOURS CHILDREN'S URGEN CARE			6	100%	6
NEUROSCIENCE AND SPINE ASSOCIATES, PL		5	1	17%	6
CVS TN7289POCT SIGNAL MOUNTAIN		6			6
WAKEMED		1	5	83%	6
MEDEXPRESS URGENT CARE - PRINCETON		5	1	17%	6
FLORIDA DEPARTMENT OF HEALTH SEMINOLE COUNTY		1	5	83%	6
VIERA PEDIATRICS		1	5	83%	6
CVS TN4624POCT KNOXVILLE		5	1	17%	6
FLORIDA MEDICAL SPECIALISTS		2	4	67%	6
CVS SC2736POCT MURRELLS INLET		5	1	17%	6
FAMILY TREE PRIMARY CARE		5	1	17%	6
SAINT PETER'S UNIVERSITY HOSPITAL		6			6
LRHS Southeastern University		4	2	33%	6

# COVID-19: testing by laboratory

Data through Mar 27, 2021 verified as of Mar 28, 2021 at 09:25 AM

Data in this report are provisional and subject to change.

The numbers in the table below represent the number of Florida and non-Florida residents for whom test results were received by the Department of Health. A person can be tested by more than one laboratory and can have both positive and negative results. **Therefore, the sum of the numbers in each column will be larger than the total number of people tested.**

Reporting lab	Inconclusive	Negative	Positive	Percent positive	Total
HUNTERS CREEK PEDIATRICS		6			6
CONCENTRA			6	100%	6
SV DIAGNOSTIC LAB			6	100%	6
CVS CA9721POCT ARCADIA		6			6
MINUTECLINIC DIAGNOSTIC OF VIRGINIA, LLC #1656		6			6
INTERNAL MEDICINE LIPID AND WELNNESS PRACTICE			6	100%	6
MEDEXPRESS URGENT CARE - IRVING		6			6
FLORIDA PREMIER MEDICAL CARE PA			6	100%	6
CVS GA2236POCT WOODSTOCK		6			6
URGENT TEAM - HUNTSVILLE		5	1	17%	6
CENTRAL FLORIDA PRIMARY CARE			6	100%	6
CAPE CORAL URGENT CARE		3	3	50%	6
Atlanta VAMC		4	2	33%	6
ARLINGTON OF NAPLES		6			6
MEDEXPRESS URGENT CARE-PITTSFIELD		6			6
PUBLIC HEALTH LAB		6			6
MINUTECLINIC, LLC #03268		5	1	17%	6
FAMILY CARE MEDICAL CENTER			6	100%	6
UNILAB OF DADE INC			6	100%	6
NASSAU UNIVERSITY MEDICAL CENTER DEPT		5	1	17%	6
Northwell Lab		2	4	67%	6
MINUTE CLINIC DIAG OF IND LLC #8674		6			6
UT SOUTHWESTERN MEDICAL CENTER			6	100%	6
CVS MA6505POCT NEWTON		6			6
PHYSICIANS URGENT CARE BERRY FARMS		4	2	33%	6
MINUTECLINIC DIANOSTIC OF VIRGINA, LL		5	1	17%	6
CVS GA7064POCT STOCKBRIDGE		6			6
ST CHARLES BEND LABORATORY		5	1	17%	6
UNILAB		2	4	67%	6
TERRACINA LLC		1	5	83%	6
WIREGRASS MEDICAL CENTER			6	100%	6
MINUTECLINIC LLC #5041		2	4	67%	6
GAINESVILLE PEDIATRIC ASSOCIATES		1	5	83%	6
HOLLY HILL HOME INFUSION SERVICE		5	1	17%	6
TIMBER CREEK PEDIATRICS		6			6
URGENT TEAM - MUSCLE SHOALS		6			6
ALBANY MEDICAL CENTER		5	1	17%	6
WALGREENS_COCONUT CREEK		5	1	17%	6
MINUTECLINIC DIAGNOSTIC OF KENTUCKY		6			6
JERSEY SHORE MEDICAL CENTER		6			6
CVS OH6123POCT CINCINNATI		4	2	33%	6
WOMENS CARE FLORIDA LLC		5	1	17%	6
CVS IN6713POCT BLOOMINGTON		6			6
BAYSHORE POINTE NURSING AND REHAB CENTER			6	100%	6
MEDEXPRESS URGENT CARE - HUNTINGTON WE		6			6
BROWARD TRANSITIONAL CENTER			6	100%	6

# COVID-19: testing by laboratory

Data through Mar 27, 2021 verified as of Mar 28, 2021 at 09:25 AM

Data in this report are provisional and subject to change.

The numbers in the table below represent the number of Florida and non-Florida residents for whom test results were received by the Department of Health. A person can be tested by more than one laboratory and can have both positive and negative results. **Therefore, the sum of the numbers in each column will be larger than the total number of people tested.**

Reporting lab	Inconclusive	Negative	Positive	Percent positive	Total
DANIEL M LIBBY MD PLLC		6			6
COMPASSION PEDIATRIC URGENT CARE LLC		2	4	67%	6
IVY ROSEN MD PLLC		6			6
CVS NC7057POCT SHELBY		5	1	17%	6
MEDEXPRESS URGENT CARE - MT LEBANON		4	2	33%	6
MINUTE CLINIC DIAGNOSTIC MED GRP		5	1	17%	6
MINUTECLINIC DIAGNOSTIC OF SC, LLC #7		4	2	33%	6
LEWIS COUNTY MANOR		6			6
CDRX INFUSION			6	100%	6
OCALA REGIONAL KIDNEY CENTER EAST		2	4	67%	6
QUICK CARE MED WALK IN AND URGENT CARE			6	100%	6
FLORIDA WOMAN CARE LABORATORY			6	100%	6
BOCA VIPEDIATRICS			6	100%	6
EXPICARE NURSING AGENCY, INC		5	1	17%	6
BOONE DRUG & HEALTHCARE AT DEERFIELD			6	100%	6
LUMADOC HEALTH		4	2	33%	6
MOULTRIE CREEK NURSING AND REHAB			6	100%	6
THE WINDSOR OF OCALA		2	4	67%	6
CAPITAL HEALTH PLAN LABORATORIES			6	100%	6
TULLAHOMA HMA, LLC		5	1	17%	6
MD NOW MEDICAL CENTER			6	100%	6
MINUTECLINIC DIAGNOSTICS OF IND LLC		3	3	50%	6
MEDEXPRESS URGENT CARE - HOLLINS		6			6
CAMELLIA AT DEERWOOD		2	4	67%	6
PRESBYTERIAN HOME		6			6
NU WAVE MEDICAL CENTER			6	100%	6
BNR PHARMACY INC		6			6
CHIEFLAND MEDICAL CENTER		1	5	83%	6
FRESENIUS KIDNEY CARE DUNEDIN			6	100%	6
TEXAS MEDCLINIC			6	100%	6
FLORIDA DEPARTMENT OF HEALTH IN SARASOTA COUNTY		5	1	17%	6
CVS NC6402POCT DAVIDSON		4	2	33%	6
AMERICAN EAGLE LEESBURG AL LLC DBA VISTA LAKE			6	100%	6
CURATIVE CARE CENTER INC		1	5	83%	6
CAREWELL 301 - WARWICK			6	100%	6
UT MEMPHIS UNIVERSITY HEALTH SERVICES			6	100%	6
GUIDANCE / CARE CENTER, INC		6			6
GENTLE MEDICINE ASSOCIATES / DR. REGINE BATAILLE		6			6
ALLEGRO FLEMING ISLAND		1	5	83%	6
ARLINGTON OF NAPLES INC, THE		6			6
BAYCARE ALLIANT HOSPITAL			6	100%	6
PATHGROUP LABS, LLC		4	2	33%	6
MINUTECLINIC DIAGNOSTIC OF VIRGINIA, LLC #255		6			6
MAXCARE CLINIC			6	100%	6
ALL CHILDREN'S HOSPITAL DEPT OF GENERAL PEDIATRICS			6	100%	6
CVS NATIONAL HARBOR MD2297714CV		6			6



# COVID-19: testing by laboratory

Data through Mar 27, 2021 verified as of Mar 28, 2021 at 09:25 AM

Data in this report are provisional and subject to change.

The numbers in the table below represent the number of Florida and non-Florida residents for whom test results were received by the Department of Health. A person can be tested by more than one laboratory and can have both positive and negative results. **Therefore, the sum of the numbers in each column will be larger than the total number of people tested.**

Reporting lab	Inconclusive	Negative	Positive	Percent positive	Total
PANCARE HEALTH - ALTHA PUBLIC			6	100%	6
LOS ALAMOS NATIONAL LABORATORY		6			6
BETH ISRAEL DEACONESS MEDICAL CENTER			6	100%	6
GUTHRIE MEDICAL GROUP LABORATORIES		6			6
THE PALMS REHABILITATION AND HEALTHCARE CENTER		5	1	17%	6
MIAMI RESCUE MISSION CLINIC INC			6	100%	6
MINUTECLINIC MINUTECLINIC #8505		4	2	33%	6
MEDEXPRESS URGENT CARE - RICHMOND, NINE MILE RD		5	1	17%	6
PENN NURSING CENTER		6			6
MEDEXPRESS URGENT CARE - ELM GROVE		5	1	17%	6
CVS PA4077POCT BELLE VERNON		6			6
PALMETTO HEALTH ALLIANCE		3	3	50%	6
Kroger 673 - The Little Clinic Dallas		5	1	17%	6
CARESOUTH HHA HOLDINGS OF THE BAY AREA LLC		6			6
MEDEXPRESS URGENT CARE-HERSHEY		5	1	17%	6
MEDEXPRESS URGENT CARE - YORK		3	3	50%	6
ST JOSEPHS HOSP OF ATLANTA/CLINIC LAB		5	1	17%	6
CITIZENS BAPTIST MEDICAL CENTERS LAB		5	1	17%	6
MINUTECLINIC DIAGNOSTIC OF OHIO #4401		6			6
CALIFORNIA DEPARTMENT OF PUBLIC HEALTH		1	5	83%	6
COVID RAPID LABS		1	5	83%	6
TERENCE B MITCHELL MD, INC		2	4	67%	6
MEDEXPRESS URGENT CARE - BLUEFIELD		5	1	17%	6
CVS NV2928POCT LAS VEGAS		6			6
CENTREX CLINICAL LABS INC		6			6
TRANSPLANT GENOMICS INC (EUROFINS)		6			6
CVS MD1881POCT DUNKIRK		6			6
NORTHEAST ALABAMA REGIONAL MEDICAL CENTER		3	3	50%	6
CVS MD2956POCT NEW MARKET		5	1	17%	6
PROHEALTH MED		1	5	83%	6
PANCARE HEALTH - KATE SMITH ELEMENTARY		1	5	83%	6
AMERICAN HEALTH ASSOC. LABORATORY SOUTH		4	2	33%	6
ADVENTHEALTH CELEBRATION EMPLOYEE CLINIC		6			6
FHPG_EXP CARE PALM HARBOR			6	100%	6
ASCENSION ST VINCENT'S CLAY COUNTY			6	100%	6
CVS IN6654POCT INDIANAPOLIS		5	1	17%	6
CVS GA2147POCT KENNESAW		5	1	17%	6
PLEASANTVILLE OF SEBASTIAN LLC			6	100%	6
CVS KY4779POCT LOUISVILLE		4	2	33%	6
GADSDEN COUNTY HEALTH DEPARTMENT			6	100%	6
TAMIAMI LAB MILLENIUM			6	100%	6
DIXIE COUNTY EMERGENCY SERVICES			6	100%	6
WG WINDSOR WOODS SH LLC		6			6
RIVER CITY PRIMARY AND URGENT CARE			6	100%	6
BETHESDA COMMUNITY HEALTH CENTER			6	100%	6
CHILDREN'S HOSPITAL OF PHILADELPHIA		5	1	17%	6

# COVID-19: testing by laboratory

Data through Mar 27, 2021 verified as of Mar 28, 2021 at 09:25 AM

Data in this report are provisional and subject to change.

The numbers in the table below represent the number of Florida and non-Florida residents for whom test results were received by the Department of Health. A person can be tested by more than one laboratory and can have both positive and negative results. **Therefore, the sum of the numbers in each column will be larger than the total number of people tested.**

Reporting lab	Inconclusive	Negative	Positive	Percent positive	Total
ELITE MD GROUP INC		2	4	67%	6
SOUTHEASTERN DERMATOLOGY GROUP PA		5	1	17%	6
LISTENING DOCTOR PLLC, THE		1	5	83%	6
DEPT OF VA MEDICAL CENTER - RICHMOND		5	1	17%	6
MINUTECLINIC DIAGNOSTIC OF KANSAS PA		6			6
LOUISIANA DEPT OF HEALTH			6	100%	6
THE CLINIC PREMISE HEALTH			6	100%	6
CVS PA233POCT NEWTOWN SQUARE		6			6
AARK LABORATORY		6			6
MINUTECLINIC DIAGNOSTIC OF TN PC #442		4	2	33%	6
ENIGMA DIAGNOSTIC, INC.			6	100%	6
URGENT CARE HOUSECALLS PA		5	1	17%	6
PALM HARBOR DERMATOLOGY		4	2	33%	6
MERCY COLLEGE HEALTH OFFICE		6			6
ATLANTIC COMMUNITY HIGH SCHOOL		5	1	17%	6
BROOKDALE CLERMONT			6	100%	6
FIRST COAST CARDIOVASCULAR INSTITUTE PA			6	100%	6
Advanced Care Center			6	100%	6
CVS OH3476POCT TIPP CITY		6			6
MEDICAL CENTER AT OCEAN REEF		1	5	83%	6
Centrastate Medical Center		5	1	17%	6
SANDGATE GARDENS REHAB & NURSING CENTER		3	3	50%	6
CVS TX1104POCT ALLEN		6			6
PREMIER FAMILY HEALTH PA			6	100%	6
CLINICAL CARE ASSOCIATES			6	100%	6
ANTHONY-BROWN PHARMACY		6			6
ALL4KIDZ PEDIATRICS LLC		3	3	50%	6
FLEET LANDING			6	100%	6
ENTRUST IMMEDIATE CARE			6	100%	6
CVS RI1717POCT 1 CVS DR			6	100%	6
CVS NJ2815POCT E BRUNSWICK		4	2	33%	6
MINUTECLINIC DIAG OF IND LLC #6840		5			5
WATERTOWN URGENT CARE PLLC		5			5
NOVADIX		2	3	60%	5
CARL R DARNALL ARMY MEDICAL CENTER			5	100%	5
FRANCES WARDE MEDICAL LABORATORY		2	3	60%	5
CVS OH2518POCT COLUMBUS		4	1	20%	5
SHEEPSHEAD BAY URGENT CARE		5			5
DEPARTMENT OF HEALTH AND HUMAN SERVICES LANSING			5	100%	5
CVS PA1296POCT DREXEL HILL		4	1	20%	5
PEDIATRICS OF CENTRAL FLORIDA - POINCIANA		3	2	40%	5
WHITE WILSON MEDICAL CENTER - FWB		1	4	80%	5
MEDEXPRESS URGENT CARE MURRYSVILLE		3	2	40%	5
Oakwood - North Baldwins Center for Living		5			5
OCHSNER MEDICAL CENTER			5	100%	5
FLAGLER HEALTH SERVICES INC			5	100%	5

# COVID-19: testing by laboratory

Data through Mar 27, 2021 verified as of Mar 28, 2021 at 09:25 AM

Data in this report are provisional and subject to change.

The numbers in the table below represent the number of Florida and non-Florida residents for whom test results were received by the Department of Health. A person can be tested by more than one laboratory and can have both positive and negative results. **Therefore, the sum of the numbers in each column will be larger than the total number of people tested.**

Reporting lab	Inconclusive	Negative	Positive	Percent positive	Total
PIEDMONT HOSPITAL LAB			5	100%	5
ATLANTIC SURGERY CENTER OF JACKSONVILLE BEACH		5			5
SCOTTS PHARMACY		5			5
HENDRY REGIONAL CONVENIENT CARE CENTER			5	100%	5
RUSH UNIVERSITY MEDICAL CENTER LABORATORY			5	100%	5
ARKANSAS DEPARTMENT OF HEALTH			5	100%	5
CFP PHYSICIANS GROUP			5	100%	5
WESTMINSTER SHORES			5	100%	5
MINUTECLINIC # 21110		3	2	40%	5
URGENT CARE COASTAL GA			5	100%	5
JACKSON SOUTH COMMUNITY HOSPITAL LAB			5	100%	5
WILSON PEDIATRICS			5	100%	5
LAFAYETTE NURSING AND REHAB			5	100%	5
MINUTECLINIC LLC #4449		4	1	20%	5
REHABILITATION CENTER AT JUPITER GARDENS		5			5
MEDEXPRESS URGENT CARE - FREDERICK		5			5
ORLANDO HEALTH PHYSICIAN GROUP			5	100%	5
LEVY COUNTY SHERIFF'S DEPT			5	100%	5
CVS MINUTE CLINIC DIAGNOSTIC OF TEXAS		4	1	20%	5
ENCOMPASS HEALTH REHABILITATION		4	1	20%	5
NORTHWOOD UNIVERSITY-BENNETT SPORTS CENTER		5			5
SLOPESIDE LABS AND TESTING, LLC - THE HIDEOUT AT BUTTERMILK MOUNTAIN		5			5
UNIVERISTY OF MEMPHIS ATHLETIC TRAINI		5			5
FLORIDA DEPARTMENT OF HEALTH - INVERNESS		3	2	40%	5
INFECTION CONTROL/ EMPHEALTH		3	2	40%	5
CAREHERE LCS- EUSTIS			5	100%	5
WEST PACIFIC MEDICAL LABORATORY			5	100%	5
NORTHPORT MEDICAL CENTER LAB		5			5
NORTH SHORE HEMATOLOGY-ONCOLOGY ASSOCIATES, PC		5			5
MINUTE CLINIC, LLC #1434		5			5
UW MEDICINE VIROLOGY LAB			5	100%	5
FAMILY TREE DNA			5	100%	5
RIO PINAR HEALTH CARE			5	100%	5
GENESIS FAMILY PRACTICE		3	2	40%	5
BETTER AT HOME		5			5
CVS NV9841POCT RENO		2	3	60%	5
FLORIDA PRIMARY CARE AND SPORTS MEDICINE INC		2	3	60%	5
ADVICE FOR OPTIMAL WELLNESS		2	3	60%	5
OURMED		4	1	20%	5
PEDIATRIC URGENT HEALTH CARE			5	100%	5
URGENT CARE OF ERWIN		5			5
FLORIDA HOSPITAL LAKE MARY		5			5
DOMINICAN COLLEGE STUDENT HEALTH CENTE		5			5
MEDICAL CENTER OF BLOUNTSTOWN			5	100%	5
ST JOHNS BIOMEDICAL LAB		5			5
RIVERVIEW ALF OPERATOR LLC			5	100%	5

# COVID-19: testing by laboratory

Data through Mar 27, 2021 verified as of Mar 28, 2021 at 09:25 AM

Data in this report are provisional and subject to change.

The numbers in the table below represent the number of Florida and non-Florida residents for whom test results were received by the Department of Health. A person can be tested by more than one laboratory and can have both positive and negative results. **Therefore, the sum of the numbers in each column will be larger than the total number of people tested.**

Reporting lab	Inconclusive	Negative	Positive	Percent positive	Total
FHPG FAMILY MEDICAL CENTER OF TAMPA BAY		1	4	80%	5
JOINT AMBULATORY CARE CENTER		5			5
BIOREFERENCE LABORATORIES			5	100%	5
LPG COCONUT POINT - FAMILY/ INTERNAL MEDICINE		5			5
CVS OH3080POCT HUBER HEIGHTS		5			5
CLINICAL CARE INC			5	100%	5
CVS GA3766POCT DACULA		3	2	40%	5
MCR HEALTH LAWTON CHILES ADMINISTRATION STE A		1	4	80%	5
CVS OH10893POCT PARMA		2	3	60%	5
AUGUSTA HEALTH			5	100%	5
MY WELLNESS EXPRESS			5	100%	5
BROOKDALE NEW PORT RICHEY			5	100%	5
BEECHTREE MOLECULAR LAB LLC			5	100%	5
MIAMI CANCER INSTITUTE			5	100%	5
FOUNDCARE, INC			5	100%	5
Army Residence Community		5			5
CVS SC7334POCT LEXINGTON		5			5
PM PEDIATRICS OF BAYSIDE PLLC		5			5
MEDEXPRESS URGENT CARE - MBURG COMMONS		5			5
TANNER MEDICAL CENTER EAST AL		5			5
WOODHULL MEDICAL AND MENTAL HEALTH CTR		5			5
COMPREHENSIVE CLINICAL RESEARCH, LLC			5	100%	5
PAUL GRECO MD CONCIERGE MEDICAL SERVICES PL		5			5
COLUMBIA MEMORIAL HOSPITAL LABORATORY		5			5
MARINA ISLE ASSISTED LIVING		5			5
BAYCARE MEDICAL GROUP, INC		5			5
PINECREST PEDIATRICS GROUP LLC			5	100%	5
COPELAND MEDICAL CLINIC		3	2	40%	5
THE RETREAT AT PORT ORANGE			5	100%	5
CVS MI8049POCT WATERFORD		4	1	20%	5
HENDRY/GLADES COUNTY HEALTH DEPARTMENT		4	1	20%	5
HILLSBOROUGH COUNTY HEALTH DEPARTMENT			5	100%	5
SONATA VERO BEACH		5			5
INDIANA STATE DEPARTMENT OF HEALTH LABORATORIES			5	100%	5
BAPTIST HOSPITAL EMPLOYEE HEALTH OFF			5	100%	5
PELICAN LANDING		1	4	80%	5
SOUTH BEND MEDICAL FOUNDATION			5	100%	5
MINUTECLINIC, LLC #1431		4	1	20%	5
LPG PEDIATRICS AT CAPE CORAL		5			5
CVS SC1540POCT MYRTLE BEACH		4	1	20%	5
MEDEXPRESS URGENT CARE-MUNCIE		5			5
HAWTHORNE HEALTH AND REHABILITATION			5	100%	5
MCKENZIE-WILLAMETTE MEDICAL CENTER LAB		5			5
COMPUNET CLINICAL LAB			5	100%	5
OPTUMCARE FLORIDA, LLC		3	2	40%	5
MINUTECLINIC DIAG OF IND, LLC #6910		5			5

# COVID-19: testing by laboratory

Data through Mar 27, 2021 verified as of Mar 28, 2021 at 09:25 AM

Data in this report are provisional and subject to change.

The numbers in the table below represent the number of Florida and non-Florida residents for whom test results were received by the Department of Health. A person can be tested by more than one laboratory and can have both positive and negative results. **Therefore, the sum of the numbers in each column will be larger than the total number of people tested.**

Reporting lab	Inconclusive	Negative	Positive	Percent positive	Total
MINUTECLINIC, LLC #7139		5			5
EGL GENETICS DIAGNOSTICS			5	100%	5
COMPLETE FAMILY CARE, LLC/UNIVERSITY OF SAINT MARY		5			5
APOLLO GARDENS RETIREMENT RESIDENCE CARE		5			5
STATEN ISLAND CHAI CARE		5			5
EAST CENTRAL FLORIDA OUT PATIENT IMAGING			5	100%	5
MEDEXPRESS URGENT CARE - WILLIAMSPORT		4	1	20%	5
URGENT TEAM - NASHVILLE		5			5
DIAMOND SPEEDWAY DIALYSIS		1	4	80%	5
CVS AZ10150POCT PHOENIX		4	1	20%	5
XRL SXF REF LAB		5			5
FIFTH AVENUE PEDIATRICS		3	2	40%	5
LABS PLUS LLC		5			5
JUPITER ISLAND MEDICAL CLINIC INC		5			5
SEASIDE MANOR			5	100%	5
CVS TN7698POCT KNOXVILLE		5			5
FRESENIUS MEDICAL CARE			5	100%	5
PRL NYC PANDEMIC RESPONSE LAB			5	100%	5
PRECISION DIAGNOSTICS INC - NJ		5			5
Enterprise Health and Rehabilitation Center		5			5
RHEA MEDICAL CENTER		5			5
FLORIDA CLINICAL LABORATORY - BIOREFERENCE LABORATORIES		2	3	60%	5
THE DOCTORS CENTER HEALTHCARE-SOUTHSIDE		1	4	80%	5
MINUTECLINIC, LLC #09202		4	1	20%	5
CENTRAL JERSEY URGENT CARE		5			5
CVS TX5877POCT PEARLAND		5			5
MINUTECLINIC DIAGNOSTIC OF OHIO #6147		4	1	20%	5
QUEST DIAGNOSTICS PSC		1	4	80%	5
INNOVATIVE COVID-DIVERSEY			5	100%	5
DISCOVERY VILLAGE AT STUART		2	3	60%	5
INDIAN RIVER PRIMARY CARE PA		5			5
BAYSHORE LABORATORY		4	1	20%	5
JOSEF SCHENKER, MD, PC		5			5
AHF PUBLIC HEALTH LABORATORY			5	100%	5
CVS TX2263POCT SAN ANTONIO		5			5
LAKE COUNTY DETENTION CENTER		3	2	40%	5
EAST BANK HOSPITAL - UNIVERSITY OF MINNESOTA MEDICAL CENTER			5	100%	5
ABSOLUTE HEALTH		5			5
COVID TESTING LLC			5	100%	5
SJH			5	100%	5
FRESENIUS KIDNEY CARE SOUTH ORLANDO			5	100%	5
REDMED OF CROSSTOWN		2	3	60%	5
CVS SC5479POCT INDIAN LAND		5			5
CVS NV408817POCT LAS VEGAS		1	4	80%	5
MORGAN STANLEY HEALTH CENTER		5			5
THE UNIVERSITY OF VERMONT MEDICAL CENTER		4	1	20%	5

# COVID-19: testing by laboratory

Data through Mar 27, 2021 verified as of Mar 28, 2021 at 09:25 AM

Data in this report are provisional and subject to change.

The numbers in the table below represent the number of Florida and non-Florida residents for whom test results were received by the Department of Health. A person can be tested by more than one laboratory and can have both positive and negative results. **Therefore, the sum of the numbers in each column will be larger than the total number of people tested.**

Reporting lab	Inconclusive	Negative	Positive	Percent positive	Total
KEYSTONE REHABILITATION AND HEALTH CENTER		1	4	80%	5
HEWLETT URGENT CARE, PLLC		5			5
PARADIGM LABORATORIES			5	100%	5
MID - FLORIDA PATHOLOGY LLC		1	4	80%	5
KIDS CARE PEDIATRICS PA			5	100%	5
PUTNAM HOSPITAL CENTER LABORATORY		5			5
SOUTHERN OCEAN MEDICAL CENTER		5			5
RURAL HEALTH CARE INC			5	100%	5
SANTOS REHABILITATION CENTER INC			5	100%	5
CVS NC2771POCT CLAYTON		4	1	20%	5
CVS SC5550POCT CLOVER		4	1	20%	5
THE LITTLE CLINIC			5	100%	5
MINUTECLINIC DIAGNOSTIC OF SC, LLC #4		5			5
UNIVERSITY OF MIAMI / SCCC RESEARCH LABORATORY			5	100%	5
MINUTE CLINIC DIAGNOSTIC OF VIRGINIA, LLC #7543		5			5
CVS NC3853POCT BURLINGTON		4	1	20%	5
GULF COAST VETERANS HCS PANAMA CITY OPC		5			5
ELITE CARE			5	100%	5
Kroger 449 - The Little Clinic Mountain Park		4	1	20%	5
PHYSICIANS IMMEDIATE CARE ELGIN			5	100%	5
THE CLINIC OF PEDIATRICS & GI MEDICINE, INC			5	100%	5
CYPRESS CREEK MEDICAL CENTER			5	100%	5
VEIL VALLEY MEDICAL CENTER			5	100%	5
NOVANT HEALTH UVA		2	3	60%	5
QUATRACOR PLLC		5			5
CVS GA2841POCT LAWRENCEVILLE		5			5
SAFETY HARBOR SENIOR LIVING			5	100%	5
MEDEXPRESS URGENT CARE - WEIRTON		5			5
URGENT MED INC		3	2	40%	5
CARENOW URGENT CARE - CENTRAL AUSTIN		1	4	80%	5
PIEDMONT ATHENS REGIONAL MEDICAL		4	1	20%	5
ST BARNABAS HOSPITAL		5			5
MEDEXPRESS URGENT CARE - BECKLEY CROSS		4	1	20%	5
Lake Mary Health and Rehabilitation Center		1	4	80%	5
QUINTON MEMORIAL HEALTH CARE CENTER		5			5
Kroger 099 - The Little Clinic Fort Collins		5			5
HELIX KH UC			5	100%	5
ADVENTHEALTH MEDICALGROUP PEDIATRICS AT ORLANDO		5			5
VILLAGES HEALTH, THE		4	1	20%	5
WEST DADE PEDIATRICS			5	100%	5
FINLAY		1	4	80%	5
JOE DIMAGGIO CHILDREN'S HOSPITAL		1	4	80%	5
SEACOAST PATHOLOGY PROFESSIONAL ASSOC		5			5
CVS MA957POCT WEST SPRINGFIELD		5			5
CVS PA2582POCT SPRINGFIELD		3	2	40%	5
PATIENT FIRST - LEESBURG			5	100%	5

# COVID-19: testing by laboratory

Data through Mar 27, 2021 verified as of Mar 28, 2021 at 09:25 AM

Data in this report are provisional and subject to change.

The numbers in the table below represent the number of Florida and non-Florida residents for whom test results were received by the Department of Health. A person can be tested by more than one laboratory and can have both positive and negative results. **Therefore, the sum of the numbers in each column will be larger than the total number of people tested.**

Reporting lab	Inconclusive	Negative	Positive	Percent positive	Total
UCF STUDENT HEALTH SERVICES LABORATORY		2	3	60%	5
FORSYTH HOUSE			5	100%	5
MIZELL MEMORIAL HOSPITAL			5	100%	5
BAPTIST HEALTH - TOWN CENTER			5	100%	5
MD NOW MEDICAL CENTER INC			5	100%	5
ALLIANCE FOR MULTISPECIALTY RESEARCH		5			5
QUALITY MEDICAL CARE			5	100%	5
MEDEXPRESS URGENT CARE-NESHANNOCK TWP		4	1	20%	5
LABCORP UNSPECIFIED		5			5
PM PEDIATRICS OF SELDEN		3	2	40%	5
AHC Decatur County		5			5
SUTTER TRACY COMMUNITY HOSPITAL			5	100%	5
OHIO DEPARTMENT OF HEALTH			5	100%	5
BROWNE MEDICAL LLC		3	2	40%	5
ADVANCED URGENT CARE OF MARATHON		1	4	80%	5
MIAMI MEDICAL CONSULTANT PA			5	100%	5
LAKE NONA PEDIATRICS IN ASSOCIATION WITH NEMOURS		5			5
SUNSHINE STATE DIALYSIS			5	100%	5
DOCS URGENT CARE		1	4	80%	5
OHSU MOLECULAR MICROBIOLOGY LAB		4	1	20%	5
MEDEXPRESS URGENT CARE FOX CHAPEL		5			5
MASSASHUSETTS STATE LAB INSTITUTE		2	3	60%	5
MEASE CONTINUING CARE		3	2	40%	5
ALPHADERA LABS, LLC			5	100%	5
GREENVILLE MEMORIAL HOSPITAL LAB			5	100%	5
MINUTECLINIC 7196		4	1	20%	5
MINUTECLINIC DIAGNOSTIC OF PENNSYLVANIA, LLD #1545		5			5
MEDEXPRESS URGENT CARE PORT HURON		4	1	20%	5
NELSON BIOLOGICAL			5	100%	5
AEL KNOXVILLE			5	100%	5
COOPER HOSPITAL/UNIVERSITY MEDICAL		5			5
MOUNT SINAI BROOKLYN LABORATORY		4	1	20%	5
LEHIGH REGIONAL MEDICAL CENTER LABORATORY		3	2	40%	5
CVS IL8751POCT CHICAGO		5			5
MINUTECLINIC DIAGNOSTIC OF RHODE ISLAN		5			5
MANATEE COUNTY JAIL		4	1	20%	5
NORTH DADE NURSING AND REHABILITATION CENTER			5	100%	5
ADVANCED PEDIATRICS OF BOCA LLC			5	100%	5
UF HEALTH PATHOLOGY LABORATORIES			5	100%	5
MEDEXPRESS - COLLINSVILLE BELT LINE		3	2	40%	5
RELIANT IMMUNE DIAGNOSTICS			5	100%	5
CELERION			5	100%	5
MINUTECLINIC MINUTECLINIC #921		5			5
LIVING WATERS MEDICAL CENTER			5	100%	5
EASTCHESTER PEDIATRIC MEDICAL GROUP		5			5
PEDIATRICS OF ALTAMONTE		5			5

# COVID-19: testing by laboratory

Data through Mar 27, 2021 verified as of Mar 28, 2021 at 09:25 AM

Data in this report are provisional and subject to change.

The numbers in the table below represent the number of Florida and non-Florida residents for whom test results were received by the Department of Health. A person can be tested by more than one laboratory and can have both positive and negative results. **Therefore, the sum of the numbers in each column will be larger than the total number of people tested.**

Reporting lab	Inconclusive	Negative	Positive	Percent positive	Total
NORTHERN MICHIGAN UNIVERSITY ATHLETICS		5			5
BOROPARK URGENT CARE		4	1	20%	5
Robert Wood Johnson University Hospital		4	1	20%	5
TALLAHASSEE MEMORIAL HEALTHCARE			5	100%	5
LIFEPLUS HEALTHCARE GROUP INC		5			5
CVS MA1852POCT MEDWAY		5			5
CLEVELAND CLINIC MARTIN HEALTH NURSING & RESTORATIVE		5			5
INTERNAL MEDICINE & PRIMARY CARE ASSOCIATES, PLC			5	100%	5
JOHN T MACKAY MD			5	100%	5
DIAGNOSTECHS		4	1	20%	5
ARC POINT LABS OF AUSTIN NORTH			5	100%	5
ADVENTHEALTH CAR CENTER APOPKA			5	100%	5
DICKSON MEDICAL ASSOCIATES PC PATH LAB		4	1	20%	5
Life Care Center of Estero			5	100%	5
Walker BaptistMedCtr		4	1	20%	5
TESTD			5	100%	5
PRECISION LABS LLC		2	3	60%	5
LAKEVIEW HEALTHCARE SYSTEM LLC			5	100%	5
CHAMPLAIN VALLEY PHYSICIANS HOSPITAL		3	2	40%	5
FLORIDA HEALTHCARE OF ORLANDO			5	100%	5
HERNANDO PASCO HOSPICE INC		4	1	20%	5
SIGNATURE URGENT CARE			5	100%	5
CVS TX7821POCT LEAGUE CITY		5			5
SCIENCE CARE			5	100%	5
BLUETAIL MEDICAL GROUP, LLC		4	1	20%	5
STEUBEN COUNTY PUBLIC HEALTH		5			5
NORTHSIDE GWINNETT HOSPITAL		4	1	20%	5
CUMBERLAND HEIGHTS		5			5
OCCMED SOLUTIONS		2	3	60%	5
MINUTECLINIC, LLC #1452		5			5
BEACH HOUSE		5			5
UPMC HEALTH SYSTEM		4	1	20%	5
MINUTE CLINIC DIAGNOSTIC OF NORTH CAROLINA		5			5
MINNESOTA DEPARTMENT OF HEALTH PUBLIC HEALTH LABORATORY DIVISION	1		4	80%	5
CVS NC2313POCT RALEIGH		4	1	20%	5
MD ANDERSON CANCER CENTER DI BAY AREA			5	100%	5
ENT AND ALLERGY ASSOCIATES OF FLORIDA, LLC			5	100%	5
Kennedy University Hospital		5			5
CITY OF WEST PALM BEACH EMPLOYEE & FAMILY HEALTH		5			5
SOUTH FLORIDA FAMILY HEALTH & RESEARCH CTR			5	100%	5
AMERICAN MEDICAL RESPONSE - DENVER		2	3	60%	5
UNIVERSITY OF CHICAGO MEDICAL CENTER LAB			5	100%	5
GENTLE HANDS MOBILE PHLEBOTOMY			5	100%	5
MEDEXPRESS URGENT CARE - LOGAN		5			5
CVS MA2172POCT NORTH GRAFTON		5			5
FLORIDA PRIMARY & SPECIALTY CARE		5			5



# COVID-19: testing by laboratory

Data through Mar 27, 2021 verified as of Mar 28, 2021 at 09:25 AM

Data in this report are provisional and subject to change.

The numbers in the table below represent the number of Florida and non-Florida residents for whom test results were received by the Department of Health. A person can be tested by more than one laboratory and can have both positive and negative results. **Therefore, the sum of the numbers in each column will be larger than the total number of people tested.**

Reporting lab	Inconclusive	Negative	Positive	Percent positive	Total
TRUSTBRIDGE			5	100%	5
IAN C BOYKIN MD		4	1	20%	5
CELEBRATION PEDIATRICS PA			5	100%	5
BIOTECH CLINICAL LABORATORY			5	100%	5
DAVENPORT PEDIATRICS PA		1	4	80%	5
MEDEXPRESS URGENT CARE SHADYSIDE		4	1	20%	5
COMMONS AT ORLANDO LUTHERAN TOWERS SNF			5	100%	5
AEGIS MEDICAL GROUP, LLC		5			5
KETTERING HEALTH			5	100%	5
OMNICARE PHARMACY OF TEXAS 1, LP DBA OMNICARE		5			5
CVS HEALTH, #1994		4	1	20%	5
PRINCIPLE HOSPICE SERVICE, LLC			5	100%	5
FLORIDA CANCER SPECIALISTS AND RESEARCH		2	2	50%	4
CORIZON HEALTH INC			4	100%	4
MEDEXPRESS URGENT CARE-SCOTT TOWNSHIP		3	1	25%	4
PREMIER PEDIATRICS		1	3	75%	4
MARK HOANG MD PA			4	100%	4
DYNACARE LABORATORIES			4	100%	4
Millennium Nursing & Rehab Center		4			4
PANCARE HEALTH - PONCE DE LEON			4	100%	4
MD NOW URGENT CARE - DELRAY WEST			4	100%	4
ADVENT HEALTH MEDICAL GROUP		3	1	25%	4
COMMUNITY PHYSICIANS OF NORTH PORT PA			4	100%	4
CENTRAL FLORIDA INTERNAL OCCUPATIONAL AND		4			4
OMNICARE PHARMACY OF TEXAS 1		4			4
MINUTECLINIC DIAG OF IND, LLC #6553		4			4
NIBHA MEDIRATTA MD PL			4	100%	4
SOUTH FLORIDA RESEARCH ORGANIZATION			4	100%	4
CVS PA258POCT MCKEES ROCKS		4			4
CVS TX10140POCT THE WOODLANDS		4			4
CVS SC4122POCT TAYLORS		4			4
CVS NJ836POCT RUNNEMEDE		4			4
HCR ManorCare Greentree		4			4
MINUTECLINIC DIAG OF IND LLC #1138		3	1	25%	4
CVS MA1095POCT AMHERST		4			4
Kroger 339 - The Little Clinic Highlands - Bardstown Road		4			4
MEDICAL CENTER ENTERPRISE			4	100%	4
MEDICINE SHOPPE #1306 THE		3	1	25%	4
NEULIFE NEUROLOGICAL SERVICES LLC			4	100%	4
PLAINVIEW PRIMARY CARE		4			4
LAKE MARY PEDIATRICS			4	100%	4
GERALD CHAMPION REGIONAL MEDICAL CENTE		4			4
BAPTIST HEALTH MEDICAL CENTER			4	100%	4
BROOKDALE WEST BOYNTON BEACH		4			4
LIVERNE HEALTH AND REHABILITATION		4			4
MINUTECLINIC DIAGNOSTIC OF WISCONSIN, LLC		4			4

# COVID-19: testing by laboratory

Data through Mar 27, 2021 verified as of Mar 28, 2021 at 09:25 AM

Data in this report are provisional and subject to change.

The numbers in the table below represent the number of Florida and non-Florida residents for whom test results were received by the Department of Health. A person can be tested by more than one laboratory and can have both positive and negative results. **Therefore, the sum of the numbers in each column will be larger than the total number of people tested.**

Reporting lab	Inconclusive	Negative	Positive	Percent positive	Total
MINUTECLINIC, LLC #07852		4			4
WILLIAM A HINTON STATE LABORATORY INSTITUTE		1	3	75%	4
HAMPTON ALF AT 24TH ROAD LLC			4	100%	4
CARE ONE PRIMARY CARE			4	100%	4
PRIMECARE		2	2	50%	4
GILCHRIST COUNTY HEALTH DEPT			4	100%	4
GENEVA GENERAL HOSPITAL LABORATORY		3	1	25%	4
MINUTECLINIC MINUTECLINIC #3665		4			4
OWL NOW URGENT CARE			4	100%	4
CVS NC5532POCT SUMMERFIELD		4			4
CULLMAN REGIONAL URGENT CARE		3	1	25%	4
WE CARE - CARNIVAL CRUISELINE		4			4
PARKWAY DRUGS OF ONEIDA COUNTY NORTH I		3	1	25%	4
MINUTECLINIC, LLC #5707		4			4
CVS MA507POCT LEOMINSTER		3	1	25%	4
UF HEALTH PATHOLOGY LABORATORIES			4	100%	4
CVS PHARMACY			4	100%	4
WYOMING PUBLIC HEALTH LAB			4	100%	4
GRADY MEMORIAL HOSPITAL/MICRO			4	100%	4
CAREATC, INC.			4	100%	4
ST. MARY'S HOSPITAL			4	100%	4
HAVEN CUSTEAD CARE CENTER		1	3	75%	4
DIAGNOSTIC & MEDICAL SPECIALISTS OF GREENWICH		2	2	50%	4
URGENT CARE - OCONEE		2	2	50%	4
PILGRIM PHARMACY INC		4			4
MINUTECLINIC DIAGNOSTIC MED GRP OF SAN		3	1	25%	4
Mill Valley Care Center		4			4
APOPKA FAMILY HEALTH CENTER		3	1	25%	4
WALGREENS #04569		3	1	25%	4
FLORIDA HEALTH CARE PLANS STIRLING CENTER			4	100%	4
SunTerrace Health Care Center		3	1	25%	4
CVS CA8850POCT HUNTINGTON BEACH		3	1	25%	4
AIREVAC INTERNATIONAL		4			4
NONA PEDIATRIC CENTER			4	100%	4
CVS AZ9210POCT SCOTTSDALE		4			4
MINUTECLINIC, LLC, DBA MINUTECLINIC #4		4			4
TMH PHYSICIAN PARTNERS SOUTHWOOD		1	3	75%	4
CVS MO10053POCT SAINT PETERS		4			4
MINUTECLINIC DIAG OF IND LLC #1367		4			4
BUCKINGHAM PLACE ALF		4			4
UNC HOSPITAL/MCLENDON CLINICAL LABORATORIES			4	100%	4
Grace Rehabilitation of Vero Beach		4			4
CULLMAN REGIONAL MEDICAL CENTER		3	1	25%	4
Willowbrooke Court at Country House		4			4
UNIVERSITY OF MIAMI STUDENT HEALTH SERVICE			4	100%	4
MEDEXPRESS - WILMINGTON CONCORD PIKE		3	1	25%	4

# COVID-19: testing by laboratory

Data through Mar 27, 2021 verified as of Mar 28, 2021 at 09:25 AM

Data in this report are provisional and subject to change.

The numbers in the table below represent the number of Florida and non-Florida residents for whom test results were received by the Department of Health. A person can be tested by more than one laboratory and can have both positive and negative results. **Therefore, the sum of the numbers in each column will be larger than the total number of people tested.**

Reporting lab	Inconclusive	Negative	Positive	Percent positive	Total
SOUTHWESTERN REGIONAL MEDICAL CENTER - TULSA		4			4
ELIZABETH CITY HEALTH & REHABILITATION		4			4
CHILDREN'S MEDICAL GROUP		4			4
CONSULATE HEATH CARE AT WEST ALTAMONTE			4	100%	4
FAMILY MEDICINE AT WINTER PARK			4	100%	4
WINCHESTER MEDICAL CENTER			4	100%	4
MINUTECLINIC LLC # 3401		4			4
MONROE COUNTY DEPT OF PUBLIC HEALTH ST		4			4
CLINICAL ASSOCIATES OF ORLANDO LLC		4			4
MEDEXPRESS URGENT CARE PLEASANT HILLS		3	1	25%	4
STONE CLINICAL LABORATORIES OF FL LLC		4			4
CVS CT718POCT ANSONIA		4			4
ENCOMPASS HOME HEALTH		4			4
AHC of Mckenzie		4			4
CLINICAL CARE CENTER, INC			4	100%	4
MINUTECLINIC DIAGNOSTIC OF MICHIGAN, P		4			4
Hillspring of Springboro		4			4
DACH MAIN LAB			4	100%	4
SIGNATURE CARE EMERGENCY CENTER		2	2	50%	4
CENTERPLACE HEALTH, INC			4	100%	4
EXTENDICARE HEALTH & REHAB CENTER		4			4
CVS MD1515POCT LEONARDTOWN		3	1	25%	4
MINUTE CLINIC DIAGNOSTIC OF VIRGINIA, LLC #6292		3	1	25%	4
REGIONAL MEDICAL LAB			4	100%	4
SINAI PLAZA NURSING AND REHAB CENTER			4	100%	4
ADVANCED URGENT CARE LLC		1	3	75%	4
HARBORCHASE OF VILLAGES CROSSING			4	100%	4
BOND & STEELE CLINIC PA D/B/A BOND CLINIC PA		4			4
DEPARTMENT OF HEALTH AND HUMAN SERVICES		2	2	50%	4
MEDEXPRESS URGENT CARE, FAIRMONT		4			4
MEDICAL UNIVERSITY SC HOSPITAL			4	100%	4
CVS MA2297677CV BOSTON		4			4
WELLMED AT FORT PIERCE		2	2	50%	4
FCHC (OB)-DARWIN SQUARE CTR.			4	100%	4
PARADISE VILLA ALF INCORPORATED		4			4
CVS MA594POCT FALMOUTH		4			4
PHYSICIANS QUALITY CARE			4	100%	4
MEDEXPRESS URGENT CARE - TULSA, S YALE AVE		4			4
CVS MO5655POCT LIBERTY		1	3	75%	4
BELLIN HEALTH LAB		1	3	75%	4
MINUTECLINIC DIAGNOSTIC OF PENNSYLVAN		3	1	25%	4
MEDEXPRESS URGENT CARE, LANCASTER WEST		2	2	50%	4
UNIVERISTY OF MIAMI			4	100%	4
SOUTHEASTERN REGIONAL MEDICAL CENTER			4	100%	4
MERCY URGENT CARE			4	100%	4
MD ANDERSON			4	100%	4

# COVID-19: testing by laboratory

Data through Mar 27, 2021 verified as of Mar 28, 2021 at 09:25 AM

Data in this report are provisional and subject to change.

The numbers in the table below represent the number of Florida and non-Florida residents for whom test results were received by the Department of Health. A person can be tested by more than one laboratory and can have both positive and negative results. **Therefore, the sum of the numbers in each column will be larger than the total number of people tested.**

Reporting lab	Inconclusive	Negative	Positive	Percent positive	Total
MONTANA DEPARTMENT OF PUBLIC HEALTH & HUMAN SERVICES			4	100%	4
COVENIENT CARE MEDICAL CLINIC			4	100%	4
CLINICAL PATHOLOGY LABORATORIES			4	100%	4
HARBOUR ISLAND PEDIATRICS LLC			4	100%	4
ADVENTHEALTH MEDICAL GROUP INTERNAL MEDICINE AT		1	3	75%	4
CVS PA1379POCT LANSDALE		4			4
MEDEXPRESS - NEWARK		4			4
LOUISIANA DEPT. OF HEALTH AND HOSPITALS-INFECTIOUS DISEASE EPI SECTION			4	100%	4
MEDEXPRESS URGENT CARE - TEAYS VALLEY		3	1	25%	4
IVY CREEK URGENT CARE OF ENTERPRISE			4	100%	4
MEDEXPRESS URGENT CARE - MARKHAM STREE		3	1	25%	4
VITAL CARE URGENT CARE			4	100%	4
MONROE URGENT CARE		3	1	25%	4
MINUTECLINIC DIAGNOSTIC OF NORTH CARO		4			4
LIFE CARE HOME HEALTH SERVICES LLC		1	3	75%	4
HELIX DIAGNOSTIX		1	3	75%	4
Metro West Nursing and Rehab			4	100%	4
REMEDY URGENT CLINIC		2	2	50%	4
Kroger 124 - The Little Clinic University		3	1	25%	4
MEMORIAL HEALTHCARE SYSTEM		1	3	75%	4
FAMILY MEDICAL CLINIC HOMESTEAD, LLC			4	100%	4
NOT GIVEN		1	3	75%	4
HOME DOCS		2	2	50%	4
MED EXPRESS URGENT CARE PC - MARYLAND		3	1	25%	4
CLINICAL LABORATORIES OF THE BUFFALO		3	1	25%	4
SIGNATURE CARE MONTROSE		2	2	50%	4
MINUTECLINIC DIAG OF IND, LLC #8645		4			4
FLORIDA HOSPITAL ALTAMONTE		2	2	50%	4
BENEVA LAKES HEALTHCARE & REHAB CENTER			4	100%	4
PINELLAS POINT NURSING AND REHAB			4	100%	4
ADVENTHEALTH NEW SMYRNA BEACH COMMUNITY HEALTH			4	100%	4
CVS NJ862POCT MARLBORO		4			4
NATURE COAST PRIMARY CARE LAB LLC		1	3	75%	4
MEDFIRST URGENT CARE			4	100%	4
CONSOLIDATED LABORATORY SERVICES			4	100%	4
SHARP MEMORIAL HOSPITAL MICROBIOLOGY DEPT			4	100%	4
LATCHER LABORATORY OF A O FOX MEMORIAL		2	2	50%	4
PM PEDIATRICS OF SELDEN PLLC		4			4
MEDEXPRESS URGENT CARE - SOUTH PARKERSBURG		4			4
USCG SECTOR ST PETE		1	3	75%	4
Lakeside Oaks Care Center			4	100%	4
MINNESOTA DEPARTMENT OF HEALTH LABORATORY	1		3	75%	4
AIRPORT CLINIC			4	100%	4
Park Ridge Nursing Center		3	1	25%	4
OHIO CVS STORES		3	1	25%	4
MEDEXPRESS URGENT CARE - WEST ST PAUL, ROBERT ST S		3	1	25%	4

# COVID-19: testing by laboratory

Data through Mar 27, 2021 verified as of Mar 28, 2021 at 09:25 AM

Data in this report are provisional and subject to change.

The numbers in the table below represent the number of Florida and non-Florida residents for whom test results were received by the Department of Health. A person can be tested by more than one laboratory and can have both positive and negative results. **Therefore, the sum of the numbers in each column will be larger than the total number of people tested.**

Reporting lab	Inconclusive	Negative	Positive	Percent positive	Total
MEDEXPRESS URGENT CARE- ALLISON PARK		2	2	50%	4
Kroger 959 - The Little Clinic Carmel		4			4
FAMILY MEDICINE AT WATERMAN		4			4
BLOOMIN BRANDS WELLNESS CENTER		3	1	25%	4
Hiawatha Care Center		4			4
ELITE MEDICAL CENTER			4	100%	4
PATIENT FIRST - ALLENTOWN			4	100%	4
AURORA BAYCARE UROLOGY			4	100%	4
CVS IL8747POCT CHICAGO		4			4
ADVENT HEALTH - TUSKAWILLA		4			4
REFUGE A HEALING PLACE, THE			4	100%	4
ManorCare Health Services Camp Hill		4			4
OVIEDO CHILDRENS HEALTH CENTER LLC		1	3	75%	4
CAPTAIN JAMES A. LOVELL FEDERAL HEALTHCARE CENTER			4	100%	4
MINUTE-CLINIC DIAGNOSTIC OF VIRGINIA,		4			4
Heartland of Boynton Beach			4	100%	4
WINDER NURSING INC DBA WINDER HEALTH CARE		4			4
ADVENTHEALTH MEDICAL GROUP COMMUNITY MEDICINE		3	1	25%	4
CVS PA1193POCT JENKINTOWN		4			4
MEDEXPRESS URGENT CARE LAVALE		4			4
SOUTH FLORIDA PEDIATRIC PARTNERS			4	100%	4
CVS SC2269POCT COLUMBIA		3	1	25%	4
MEDEXPRESS URGENT CARE- FORT WORTH N T		4			4
CVS TX7288POCT DALLAS		4			4
INDUSTRY LAB DIAGNOSTIC PARTNERS			4	100%	4
HEART OF FLORIDA HEALTH CENTER INC		1	3	75%	4
CVS IN7653POCT EVANSVILLE		3	1	25%	4
EPI			4	100%	4
WOMEN'S CARE FLORIDA, LLC		4			4
MINUTECLINIC DIAGNOSTIC OF OHIO #6139		4			4
TAPESTRY TALLAHASSEE WALDEN		4			4
CHIPOLA QUICK CARE		1	3	75%	4
LAKESIDE HOSPITAL BELLE GLADE			4	100%	4
Chestnut Park Rehabilitation and Nursing Center		4			4
DISCOVERY VILLAGE AT DEERWOOD			4	100%	4
Health Care Center of Jacksonville			4	100%	4
Loretto Health and Rehabilitation Center		4			4
BLACK STALLION WALK IN AND EXERCISE CLINICS LLC		1	3	75%	4
HEALTHCARE NETWORK OF SOUTHWEST FLORIDA			4	100%	4
CVS CA9606POCT TEMECULA		4			4
MINUTE CLINIC LLC #0169		4			4
LEON MEDICAL CENTERS, LLC			4	100%	4
THE OASIS ALF		4			4
Kroger 895 - The Little Clinic Green Hills		4			4
ACCENT PHYSICIAN SPECIALISTS PA		4			4
MEDEXPRESS URGENT CARE - SOMERSET TOWNSHIP		4			4

# COVID-19: testing by laboratory

Data through Mar 27, 2021 verified as of Mar 28, 2021 at 09:25 AM

Data in this report are provisional and subject to change.

The numbers in the table below represent the number of Florida and non-Florida residents for whom test results were received by the Department of Health. A person can be tested by more than one laboratory and can have both positive and negative results. **Therefore, the sum of the numbers in each column will be larger than the total number of people tested.**

Reporting lab	Inconclusive	Negative	Positive	Percent positive	Total
MINUTECLINIC OF NEVADA-2955 S FT APACH		4			4
Kroger 125 - The Little Clinic Castle Rock		3	1	25%	4
CVS OH3393POCT AURORA		3	1	25%	4
MINUTECLINIC DIAGNOSTIC OF OHIO #2964		4			4
MINUTECLINIC #2797		4			4
ORANGE COUNTY HEALTH DEPARTMENT		2	2	50%	4
BETHPAGE EXTENDED HOURS CENTER		4			4
SONIC REFERENCE LABORATORY			4	100%	4
UNION CITY MANOR NURSING CENTER		4			4
PDL PHARMACY CORP			4	100%	4
SANFORD SOUTH UNIVERSITY		4			4
State Lab Unspecifd			4	100%	4
ST PETE DIRECT PRIMARY CARE		2	2	50%	4
MIAMI COMMUNITY HEALTH CENTER INC		1	3	75%	4
MICHIGAN HEALTH CLINIC LABORATORIES		3	1	25%	4
INVERNESS FAMILY CARE HIGH RISK PLLC			4	100%	4
CHIEFLAND MEDICAL CENTER LLC			4	100%	4
Kroger 186 - The Little Clinic Holiday Manor		3	1	25%	4
ManorCare Rehabilitation Center- Decatur		4			4
IMIC INC RESEARCH			4	100%	4
CVS MA394POCT SEEKONK		4			4
LAKE FOREST PARK OP CO LLC		4			4
CVS ME329POCT PORTLAND		4			4
MEDEXPRESS URGENT CARE - MOUNTAIN HOME		3	1	25%	4
MINUTECLINIC DIAG OF IND, LLC #10190		4			4
MEDEXPRESS URGENT CARE MARTINSBURG		2	2	50%	4
OKLAHOMA STATE UNIVERSITY DIAGNOSTIC LAB			4	100%	4
DTR LABS		3	1	25%	4
VIDANT MEDICAL CENTER			4	100%	4
H/L of West Ashley Rhabilitation and Nursing Center		4			4
TARPON SPRINGS PEDIATRICS, LLC			4	100%	4
DERMATOLOGY SPECIALISTS OF FL - DR. JON WARD			4	100%	4
FLORENCE - HUNTSVILLE HOSPITAL URGENT CARE		3	1	25%	4
MEDEXPRESS URGENT CARE - WICHITA, S SENECA ST		2	2	50%	4
MARSHFIELD LABORATORIES			4	100%	4
GUTHRIE MEDICAL GROUP - CORNING		3	1	25%	4
IMA MEDICAL CENTER OF OVIEDO			4	100%	4
Kroger 752 - The Little Clinic Central Station		3	1	25%	4
MINUTE-CLINIC DIAGNOSTIC OF VIRGINIA, LLC #3949		4			4
INFINITI LABS INC			4	100%	4
MINUTE CLINIC #8979		4			4
MEDEXPRESS URGENT CARE - WAXAHACHIE, N HIGHWAY 77		2	2	50%	4
MEDEXPRESS URGENT CARE - LEDGEWOOD		3	1	25%	4
AFTER HOURS PEDS			4	100%	4
CVS OH6149POCT UPPER ARLINGTON		2	2	50%	4
MEDEXPRESS URGENT CARE-PASADENA		4			4

# COVID-19: testing by laboratory

Data through Mar 27, 2021 verified as of Mar 28, 2021 at 09:25 AM

Data in this report are provisional and subject to change.

The numbers in the table below represent the number of Florida and non-Florida residents for whom test results were received by the Department of Health. A person can be tested by more than one laboratory and can have both positive and negative results. **Therefore, the sum of the numbers in each column will be larger than the total number of people tested.**

Reporting lab	Inconclusive	Negative	Positive	Percent positive	Total
CVS OH2342POCT WEST CHESTER		3	1	25%	4
CAPE COD HOSPITAL			4	100%	4
CELAL GUROL ERBAY, MD			4	100%	4
Bethany Health and Rehab		4			4
REELFOOT FAMILY WALK IN CLINIC		3	1	25%	4
SOUTHLAND SUITES OF LAKE LAND			4	100%	4
AFFINITY URGENT CARE			4	100%	4
GASTROENTEROLOGY ASSOC OF PENSACOLA, PA		2	2	50%	4
COMMUNITY HEALTH CENTER OF WEST PALM BEACH			4	100%	4
Marian Manor, Inc		4			4
PALM BEACH CANCER INSTITUTE			4	100%	4
WALGREENS #07034		4			4
CAREWELL URGENT CARE			4	100%	4
Westminster Manor		3	1	25%	4
EAST SIDE CLINICAL LABORATORY		3	1	25%	4
DEACONESS HOSPITAL			4	100%	4
MAINE DEPARTMENT OF HEALTH AND HUMAN SERVICES			4	100%	4
BAYLOR ESOTERIC AND MOLECULAR LAB			4	100%	4
CALUSA HARBOUR			4	100%	4
UNIVERSITY OF MICHIGAN		2	2	50%	4
FLORIDA MEDICAL ASSOCIATES LLC			4	100%	4
CVS IN5696POCT FORT WAYNE		4			4
ROAN DRUG COMPANY LLC		4			4
DEPARTMENT OF HEALTH/ NEW YORK			4	100%	4
CVS GA2279POCT SUWANEE		4			4
UNIVERSITY OF WASHINGTON MEDICAL CENTER (UWMC) EMERGENCY DEPT.			4	100%	4
FLORIDA HEART AND VASCULAR			4	100%	4
CVS TX8387POCT AUSTIN		4			4
PHYSICIANS IMMEDIATE CARE AURORA			4	100%	4
LIFEHOPE LABS			4	100%	4
MEDEXPRESS - NEW CASTLE, DUPONT HWY		4			4
ACCESS RECOVERY SOLUTIONS LLC			4	100%	4
CIMA MEDICAL CENTER		3	1	25%	4
HUNT CLUB MEDICAL CARE			4	100%	4
NORTH OKALOOSA CLINIC CORP		1	3	75%	4
PRINCETON BMC LABORATORY		4			4
FLORIDA MEDICAL CLINIC -INTERNAL MED DADE CITY			4	100%	4
SUMNER REGIONAL MEDICAL CENTER		3	1	25%	4
INTRACOASTAL LABS INC		4			4
WESLEY CHAPEL INTERNAL MEDICINE AND PEDIATRICS			4	100%	4
L3HARRIS FAMILY MEDICAL CENTER			4	100%	4
OPTUM OF RED ROAD		4			4
ADVENTHEALTH MEDICAL GROUP PEDIATRICS		1	3	75%	4
CVS MA1845POCT WILMINGTON		3	1	25%	4
RML PHARMACY PC		4			4
PORT ORANGE NURSING & REHAB			4	100%	4

# COVID-19: testing by laboratory

Data through Mar 27, 2021 verified as of Mar 28, 2021 at 09:25 AM

Data in this report are provisional and subject to change.

The numbers in the table below represent the number of Florida and non-Florida residents for whom test results were received by the Department of Health. A person can be tested by more than one laboratory and can have both positive and negative results. **Therefore, the sum of the numbers in each column will be larger than the total number of people tested.**

Reporting lab	Inconclusive	Negative	Positive	Percent positive	Total
Bon Secours Place		3	1	25%	4
ELDER ALTERNATIVES INC		3	1	25%	4
REHABILITATION CENTER OF WINTER PARK,THE			4	100%	4
COLONIAL MEDICAL CENTER-EAST ORLANDO			4	100%	4
CVS IN3975POCT JEFFERSONVILLE		2	2	50%	4
PANCARE HEALTH YOUNGSTOWN			4	100%	4
CVS PA10034POCT PITTSBURGH		4			4
BIOTEST PLASMA CENTER		4			4
ASCENDI HOME HEALTH AGENCY INC			4	100%	4
FISHERMEN'S HOSPITAL			4	100%	4
MEMORIAL HEALTH CARE SYSTEMS			4	100%	4
CORTLAND REGIONAL MEDICAL CENTER		4			4
TRUE HEALTH- HOFFNER		3	1	25%	4
CVS MA447POCT NORTHAMPTON		2	2	50%	4
BARTON MEMORIAL HOSPITAL		3	1	25%	4
INTERMARKET FACILITY			4	100%	4
JFK INTERNAL MEDICINE FACULTY PRACTICE		2	2	50%	4
DEPARTMENT OF PATHOLOGY ROME MEMORIAL		3	1	25%	4
RIVER CITY MEDICAL ASSOCIATES INC			4	100%	4
CAPITAL HEALTH LABORATORY INC			4	100%	4
DASCENA LABORATORY			4	100%	4
PRESBYTERIAN FAMILY HEALTHCARE-KASEMAN		4			4
CAREWELL 202			4	100%	4
GENUS DIAGNOSTICS			4	100%	4
CRESTAR LABS		2	2	50%	4
EXPRESS TESTING-ONE			4	100%	4
ARCPPOINT LABS OF FORT LAUDERDALE, FL CENTRAL		1	3	75%	4
Crowne Health Care of Montgomery		4			4
POWERS PEDIATRICS			4	100%	4
CVS NC3803POCT MOORESVILLE		4			4
HEALTHQUEST, INC		3	1	25%	4
RELIANT ACUTE CARE			4	100%	4
KENTUCKY CABINET FOR HEALTH AND FAMILY SERVICES			4	100%	4
TRIDENT BIOMETRICS		3	1	25%	4
JOHNNIE RUTH CLARKE LAB			4	100%	4
PEACEHEALTH LABORATORIES		3	1	25%	4
AIRCARE INTERNATIONAL		4			4
SKYLINE UROLOGY		4			4
NEMOURS CHILDREN'S CLINIC			4	100%	4
MEDEXPRESS URGENT CARE - SUMMERSVILLE, WEBSTER RD		4			4
BARRANCO CLINIC PA, THE	1	3			4
PALATKA VA CBOC		4			4
FHCP - ORMOND BEACH			4	100%	4
ST LUCIE COUNTY HEALTH DEPARTMENT		3	1	25%	4
MINUTECLINIC DIAG OF IND, LLC #6472		4			4
ASCENSION ST VINCENT'S MEDICAL CENTER		3	1	25%	4



# COVID-19: testing by laboratory

Data through Mar 27, 2021 verified as of Mar 28, 2021 at 09:25 AM

Data in this report are provisional and subject to change.

The numbers in the table below represent the number of Florida and non-Florida residents for whom test results were received by the Department of Health. A person can be tested by more than one laboratory and can have both positive and negative results. **Therefore, the sum of the numbers in each column will be larger than the total number of people tested.**

Reporting lab	Inconclusive	Negative	Positive	Percent positive	Total
CELEBRATION PEDIATRICS			4	100%	4
CARENOW URGENT CARE - WINTER SPRINGS		3	1	25%	4
MEADOWS AT CYPRESS GARDENS, THE		3	1	25%	4
MINUTECLINIC DIAGNOSTIC MED GRP OF ORA		3	1	25%	4
MEDEXPRESS URGENT CARE - WALDORF, CRAIN HWY		4			4
THONOTOSASSA COMMUNITY HEALTH CENTER		1	3	75%	4
ALVARO J DANGOND MD PA		4			4
MEDEXPRESS URGENT CARE HUNTINGTON		4			4
MINUTECLINIC DIAGNOSTIC OF VIRGINIA, LLC		4			4
CVS MN6811POCT PLYMOUTH		4			4
MINUTECLINIC DIAG OF IND, LLC #6648		3	1	25%	4
MEDEXPRESS URGENT CARE - KOKOMO		4			4
MAILBOX DIAGNOSTICS		2	2	50%	4
Kroger 592 - The Little Clinic Alexander Plaza		2	1	33%	3
NDX-CORE LAB			3	100%	3
ADVICE FOR OPTIMAL WELLNESS, INC			3	100%	3
TIEHH BIOTERRORISM RESPONSE LAB			3	100%	3
ADVENTHEALTH IMAGING LAKE NONA		1	2	67%	3
Kroger 387 - The Little Clinic Hubbards Lane		3			3
MIDDLETON PEDIATRICS			3	100%	3
WINDSOR AT OCALA		2	1	33%	3
JOJAN PHARMA INC		3			3
NORTHCREST MEDICAL CENTER		1	2	67%	3
FLORIDA HOSPITAL PHYSICIANS GROUP		1	2	67%	3
JOSEPH SCHENKER MD PC		3			3
ORLANDO REGIONAL HEALTH SERVICES		1	2	67%	3
MC DIAGNOSTIC OF CONNECTICUT, PC #114		3			3
CTRS			3	100%	3
CLINICA HISPANIA			3	100%	3
OLEAN GENERAL HOSPITAL		3			3
BAPTIST HEALTH SURGERY CENTER AT NORTHPOINT			3	100%	3
ACCESS 365 URGENT CARE LLC		1	2	67%	3
BAPTIST OUTPATIENT SERVICES			3	100%	3
RAPID CITY RUGENT CARE			3	100%	3
FAMILY TREE MEDICAL GROUP PA		2	1	33%	3
Kroger 758 - The Little Clinic Providence		3			3
VA PRIMARY CARE ANNEX			3	100%	3
MINUTECLINIC DIAGNOSTIC OF WISCONSIN,		3			3
NEMOURS CHILDRENS PRIMARY CARE MAITLAND			3	100%	3
LIFE CARE CENTER OF SKAGIT VALLEY		3			3
MID-FLORIDA PATHOLOGY LLC - MOBILE UNIT # 3		1	2	67%	3
MEDEXPRESS URGENT CARE - DANVILLE		3			3
UNIVERSITY HEALTH SERVICES RIVER CAMPUS		2	1	33%	3
MARTHA A PRICE MD PA		1	2	67%	3
LINCOLN MEDICAL CENTER		3			3
SCHIFF CENTER FOR LIVER DISEASES		1	2	67%	3

# COVID-19: testing by laboratory

Data through Mar 27, 2021 verified as of Mar 28, 2021 at 09:25 AM

Data in this report are provisional and subject to change.

The numbers in the table below represent the number of Florida and non-Florida residents for whom test results were received by the Department of Health. A person can be tested by more than one laboratory and can have both positive and negative results. **Therefore, the sum of the numbers in each column will be larger than the total number of people tested.**

Reporting lab	Inconclusive	Negative	Positive	Percent positive	Total
MEDEXPRESS URGENT CARE-ARLINGTON		2	1	33%	3
COASTAL SKIN SURGERY AND DERMATOLOGY PL		3			3
US SPECIALTY LABS			3	100%	3
CARESPOT-WELLINGTON			3	100%	3
NEMOURS CHILDRENS PRIMARY CARE HORIZON WEST			3	100%	3
Hunterdon Medical Center Laboratory		3			3
LPG PEDIATRICS AT LEHIGH ACRES		2	1	33%	3
SACRED HEART HEALTH SYSTEMS INC			3	100%	3
THE OASIS BEACHSIDE		3			3
Kroger 571 - The Little Clinic Hendersonville		1	2	67%	3
PICHARDO CLINIC, THE		1	2	67%	3
PROHEALTH PRIMARY CARE - GLEN OAKS		3			3
CUMBERLAND MEDICAL CENTER INC		3			3
Rosedale Green		3			3
URGENT DOC - URGENT CARE CLINIC			3	100%	3
ROYAL PALM RETIREMENT CENTRE		3			3
CENTRAL JERSEY URGENT CARE OF BROWN MI		3			3
ESCO DRUG CO INC		3			3
NEXT BIO RESEARCH SERVICES, LLC		1	2	67%	3
CABELL HUNTINGTON HOSPITAL CLINICAL LAB			3	100%	3
BAYSIDE URGENT CARE CENTER INC			3	100%	3
MINUTECLINIC LLC #5176			3	100%	3
SUMMIT MEDICAL GROUP - WEST ORANGE		3			3
BRANDON REGIONAL EMERGENCY CTR			3	100%	3
ALLIANCE LABS @LRMC			3	100%	3
Good Samaritan Society - Fairfield Glade		3			3
BOSTON MEDICAL CENTER			3	100%	3
WALGREENS NO 19542		3			3
STARLING AT SAN JOSE			3	100%	3
LEVY COUNTY DEPT. OF PUBLIC SAFETY		1	2	67%	3
MEDEXPRESS URGENT CARE NORWIN		3			3
Broadview Multi-Care Center		3			3
PINELLAS PARK HEALTH CENTER - PINELLAS CHD		1	2	67%	3
NORTH NAPLES HOSPITAL RESPIRATORY THERAPY DEPARTMENT			3	100%	3
CVS IL1170POCT JOLIET		3			3
CVS OH4359POCT HUDSON		3			3
PROPATH			3	100%	3
PRISMA HEALTH MIDLANDS			3	100%	3
GUTHRIE CORNING HOSPITAL LABORATORY		3			3
MEDEXPRESS URGENT CARE - ANDERSON		3			3
Kroger 448 - The Little Clinic Mason		3			3
DEPARTMENT OF HEALTH AND ENVIRONMENTAL CONTROL			3	100%	3
LEE CONVENIENT CARE AT SUMMERLIN			3	100%	3
GROVES CENTER			3	100%	3
FULGENT GENETICS HOUSTON		3			3
ST LUKES HOSPITAL LABORATORY		2	1	33%	3

# COVID-19: testing by laboratory

Data through Mar 27, 2021 verified as of Mar 28, 2021 at 09:25 AM

Data in this report are provisional and subject to change.

The numbers in the table below represent the number of Florida and non-Florida residents for whom test results were received by the Department of Health. A person can be tested by more than one laboratory and can have both positive and negative results. **Therefore, the sum of the numbers in each column will be larger than the total number of people tested.**

Reporting lab	Inconclusive	Negative	Positive	Percent positive	Total
CVS TX8322POCT AUSTIN		3			3
INTERNAL MEDICINE AND WOUND CARE SPECIALIST LLC		3			3
Kroger 627 - The Little Clinic Castleberry		2	1	33%	3
BOONES CREEK URGENT CARE		1	2	67%	3
Concordia Village of Tampa			3	100%	3
Kroger 388 - The Little Clinic Braelinn Village		3			3
BROOKDALE OAKBRIDGE		1	2	67%	3
AKRON GENERAL MEDICAL CENTER MAIN		3			3
CVS M08555POCT KANSAS CITY		3			3
MEDEXPRESS URGENT CARE - JEANNETTE		3			3
CVS CA9103POCT ESCONDIDO		3			3
Medilodge of Montrose		3			3
BLACKWATER RIVER			3	100%	3
THE PATHOLOGY LABORATORY		1	2	67%	3
MEDEXPRESS URGENT CARE, BELLE VERNON		3			3
STEAMBOAT EMERGENCY CENTER			3	100%	3
MINUTECLINIC, LLC (CLINIC 10928)		3			3
LRHS Florida Poly Tech		3			3
CAMPAZZI CONCIERGE MEDICAL SERVICES		2	1	33%	3
TIFTON CARECONNECT URGENT CARE			3	100%	3
CVS RI326POCT NORTH SMITHFIELD		3			3
BOLING, STEPHANIE		3			3
SOLERA SPECIALTY PHARMACY LLC		2	1	33%	3
ADVENTHEALTH MEDICAL GROUP PEDIATRICS AT APOPKA		3			3
SCIENTIFIC LABORATORY DIVISION			3	100%	3
FIRST CARE - MIDDLESBORO			3	100%	3
Fort Gaines Health and Rehab		3			3
CVS PA1657POCT YORK		2	1	33%	3
BEEBE MEDICAL CENTER LABORATORY		3			3
SISD EMPLOYEE HEALTH CLINIC			3	100%	3
BRIGHAM AND WOMEN'S HOSPITAL			3	100%	3
Lebanon VAMC		2	1	33%	3
CLARA MAASS TRANSITIONAL CARE UNIT		3			3
MANATEE MEMORIAL HOSPITAL CLINICAL LABORATORY			3	100%	3
Lakeview Village		3			3
COMMUNITY MEDICAL CENTER			3	100%	3
GENDERXPRESS/PICTURE ME PERFECT IMAGING			3	100%	3
CVS MINUTE CLINIC DIAGNOSTIC MED GRP OF CAL		3			3
CHEROKEE COUNTY HEALTH AND REHAB CENTER		3			3
PHYSICIANS CARE INC		1	2	67%	3
CVS MINUTE CLINIC DIAGNOSTIC MED GRP		3			3
KISSIMMEE URGENT CARE		3			3
ADVANCED URGENT CARE CENTER OF THE UPPER KEYS		1	2	67%	3
SPRING LAKE REHABILITATION CENTER			3	100%	3
CGH MEDICAL CENTER			3	100%	3
DOCTORS OFFICE OF NEW JERSEY		3			3

# COVID-19: testing by laboratory

Data through Mar 27, 2021 verified as of Mar 28, 2021 at 09:25 AM

Data in this report are provisional and subject to change.

The numbers in the table below represent the number of Florida and non-Florida residents for whom test results were received by the Department of Health. A person can be tested by more than one laboratory and can have both positive and negative results. **Therefore, the sum of the numbers in each column will be larger than the total number of people tested.**

Reporting lab	Inconclusive	Negative	Positive	Percent positive	Total
PATIENTS CHOICE LAB OF IND, LLC		2	1	33%	3
MEDEXPRESS URGENT CARE-CHIPPEWA		2	1	33%	3
ADVENTHEALTH SEBRING- INFECTION CONTROL DEPARTMENT			3	100%	3
MEDEXPRESS URGENT CARE - WILKES BARRE		2	1	33%	3
CVS GA5637POCT VILLA RICA		3			3
NC STATE LABORATORY OF PUBLIC HEALTH		3			3
MPG JACKSONVILLE ATLANTIC BLVD		1	2	67%	3
BROOKDALE SENIOR LIVING			3	100%	3
NORTHEAST FLORIDA INTERNAL MEDICINE PA		3			3
WALGREENS #04311		3			3
CVS MO5727POCT PLATTE CITY		3			3
UNITY HEALTH AND REHABILITATION CENTER			3	100%	3
SOUTH MIAMI HOSPITAL			3	100%	3
Westside Terrace		3			3
NEW YORK STATE DEPARTMENT OF HEALTH		1	2	67%	3
VELOCITY CARE			3	100%	3
WAL-MART STORES EAST LP		2	1	33%	3
SHANDS AT LAKE SHORE LAB		1	2	67%	3
LITTLE SPURS PEDIATRIC URGENT CARE		1	2	67%	3
EXETER HOSPITAL		3			3
SAVANNAH COVE		3			3
ST. LUKE'S HOSPITAL - BETHLEHEM CAMPUS		1	2	67%	3
HOUSTON METHODIST HOSPITAL			3	100%	3
WELLMED AT APOLLO BEACH BLVD		1	2	67%	3
MINUTE CLINIC LLC #1909		3			3
JUPITER INTERNAL MEDICINE AND ASSOCIATES			3	100%	3
CVS AZ1720POCT QUEEN CREEK		3			3
HEARTLAND - CHARLESTON OF HANAHAN SC,		3			3
MILLER COUNTY HOSPITAL		3			3
Arbors at Marietta		3			3
Magnolia Health and Rehab Center			3	100%	3
JACKSONVILLE PEDIATRICS			3	100%	3
OMNI HEALTHCARE INC		1	2	67%	3
TARRANT COUNTY PUBLIC HEALTH		3			3
LEGACY ER AND URGENT CARE			3	100%	3
MINUTECLINIC DIAGNOSTIC OF NEW MEXICO LLC #7552		3			3
SOFTLAB			3	100%	3
TREASURE COAST INFECTIOUS DISEASE CONSULTANTS		1	2	67%	3
COOPER UNIVERSITY HOSPITAL LABORATORY		2	1	33%	3
NHC HealthCare, Cookeville		3			3
MEDEXPRESS-HOUSTON EAST FWY		1	2	67%	3
INTERNAL MEDICINE & PEDIATRICS WELLNESS CENTER			3	100%	3
CVS KS676POCT LAWRENCE		2	1	33%	3
Village on the Green			3	100%	3
Maryfield Inc. dba Pennybyrn		3			3
HOPE HEALTH CARE, LLC		3			3

# COVID-19: testing by laboratory

Data through Mar 27, 2021 verified as of Mar 28, 2021 at 09:25 AM

Data in this report are provisional and subject to change.

The numbers in the table below represent the number of Florida and non-Florida residents for whom test results were received by the Department of Health. A person can be tested by more than one laboratory and can have both positive and negative results. **Therefore, the sum of the numbers in each column will be larger than the total number of people tested.**

Reporting lab	Inconclusive	Negative	Positive	Percent positive	Total
VA OUTPATIENT CLINIC-NEW PORT RICHEY			3	100%	3
Greystone Health Care Center		3			3
EXCEL URGENT CARE OF NJ, LLC		1	2	67%	3
2412 LEBANON PIKE		2	1	33%	3
BRADENTON PHYSICIAN MEDICAL CENTER			3	100%	3
MANORCARE NURSING & REHABILITATION CENTER-NAPLES		3			3
MID FLORIDA CLINICAL LABORATORY		2	1	33%	3
DOCTOR 4 U CLINIC		1	2	67%	3
CVS NC2749POCT CONCORD		3			3
NEWSTAR MEDICAL LABORATORIES		3			3
SSM HEALTH ST LOUIS MICROBIOLOGY LABORATORY		1	2	67%	3
HOMELAND CENTER		3			3
NORTH DAKOTA DEPT OF HEALTH MICROBIOLOGY		1	2	67%	3
CONCENTRA - PLANTATION		3			3
ALLIED PHYSICIANS GROUP PLLC		3			3
AFFORDABLE PRIMARY CARE LLC		3			3
FLORIDA MENTOR-POINT WEST CLUSTER		3			3
MINUTECLINIC DIAGNOSTIC PA #3344		3			3
MINUTECLINIC DIAGNOSTIC OF PA LLC		3			3
SCRIPPS CLINIC MEDICAL			3	100%	3
PIEDMONT NEWNAN HOSPITAL		3			3
COVID PROCESSING SITE			3	100%	3
MEDEXPRESS URGENT CARE - FORT SMITH		3			3
CVS MO10151POCT SPRINGFIELD		2	1	33%	3
GO PATH LABORATORIES			3	100%	3
NYU WINTHROP LABORATORY		3			3
CVS NJ837POCT MARLTON		3			3
TAYLOR MANOR		1	2	67%	3
ADVANCED MEDICAL RESEARCH CENTER LLC			3	100%	3
MUNSON MEDICAL CENTER			3	100%	3
DEPARTMENT OF HEALTH AND HUMAN SERVICES DIVISION OF BEHAVIORAL HEALTH		1	2	67%	3
CLINICAL CARE ASSOCIATES, INC			3	100%	3
GONZALEZ MD AND ASWAD MD HEALTH SERVICES			3	100%	3
MEDICAL CITY DALLAS HOSPITAL			3	100%	3
MED FUSION			3	100%	3
MOUNT SINAI AVENTURA DIAGNOSTIC CENTER			3	100%	3
SARASOTA PERSONAL MEDICINE		2	1	33%	3
AZALEALAND NURSING HOME		3			3
PEDIATRICS AND ADOLESCENT MEDICINE		2	1	33%	3
AFC URGENT CARE/FARRAGUT			3	100%	3
PARRISH MEDICAL CENTER-WAIVED TESTING		3			3
NORTH SHORE HOSP. INFECTION CONTROL			3	100%	3
CVS MO4850POCT SPRINGFIELD		3			3
CROSSVILLE MEDICAL GROUP		1	2	67%	3
NORTHEAST GEORGIA MEDICAL CENTER		3			3
MT CARMEL PHARMACY INC		3			3

# COVID-19: testing by laboratory

Data through Mar 27, 2021 verified as of Mar 28, 2021 at 09:25 AM

Data in this report are provisional and subject to change.

The numbers in the table below represent the number of Florida and non-Florida residents for whom test results were received by the Department of Health. A person can be tested by more than one laboratory and can have both positive and negative results. **Therefore, the sum of the numbers in each column will be larger than the total number of people tested.**

Reporting lab	Inconclusive	Negative	Positive	Percent positive	Total
EXPEDIAN URGENT CARE			3	100%	3
IMMERSION RESIDENTIAL LLC			3	100%	3
LIVINGSTON COUNTY DEPT OF HEALTH REPRO			3	100%	3
MINUTECLINIC DIAG OF IND, LLC #6483		1	2	67%	3
ADVENT HEALTH - CENTRAL PASCO ER			3	100%	3
ORCHID COVE DAYTONA			3	100%	3
MINUTECLINIC #788		3			3
MEDICAL CENTER OF THE ROCKIES			3	100%	3
Kroger 522 - The Little Clinic Gahanna		2	1	33%	3
GULF COAST IMMEDIATE CARE CENTER		1	2	67%	3
KAILOS GENETICS INC		1	2	67%	3
COMMUNICABLE DISEASE CONTROL/PUBLIC HEALTH EMERGENCY PREPAREDNESS			3	100%	3
TGH URGENT CARE - WESTCHASE			3	100%	3
SPARROW CENTRAL LAB			3	100%	3
ASPEN VALLEY HOSPITAL			3	100%	3
CVS TN7144POCT BARTLETT		3			3
MINUTECLINIC DIAG OF IND, LLC #5369		2	1	33%	3
F W HUSTON MEDICAL CENTER SENIOR LIVIN		3			3
WEST COCOA PHARMACY			3	100%	3
MARION COUNTY FIRE RESCUE		3			3
BROOKDALE LAKE MARY			3	100%	3
Kroger 635 - The Little Clinic Dacula		3			3
BAPTIST HOSPITAL NURSING/PATIENT CARE			3	100%	3
CVS NC7548POCT FUQUAY VARINA		2	1	33%	3
THOMAS LANGLEY			3	100%	3
UHEALTH JACKSON URGENT CARE - CUTLER BAY		1	2	67%	3
New York Harbor Harbor HCS - Brooklyn Campus		3			3
LUCID LABORATORY SERVICES		3			3
MINUTECLINIC LLC (2335)		2	1	33%	3
IOWA DEPARTMENT OF PUBLIC HEALTH			3	100%	3
SERENADES BY SONATA		1	2	67%	3
CVS IN6757POCT COLUMBUS		3			3
WHITE EARTH IHS MAIN LAB		3			3
SOUTH LAKE FAMILY HEALTH CENTER			3	100%	3
SOFTCELL L-FORM LABORATORIES, LLC			3	100%	3
BROOME COUNTY HEALTH DEPARTMENT		2	1	33%	3
St. Josephs Hospital		1	2	67%	3
DOUGLASVILLE NURSING AND REHABILITATIO		3			3
MEDEXPRESS URGENT CARE - TOPEKA, SW WANAMAKER RD		3			3
MARYLAND STATE DEPT OF HEALTH	2		1	33%	3
MINUTECLINIC DIAGNOSTIC OF OHIO #5060		3			3
CVS IL8753POCT CHICAGO		3			3
LAHEY CLINIC MEDICAL CENTER			3	100%	3
HELIX URGENT CARE			3	100%	3
LOYOLA UNIVERSITY MEDICAL CENTER LABORATORY			3	100%	3
FLORIDA LABORATORY ANALYSIS, LLC			3	100%	3

# COVID-19: testing by laboratory

Data through Mar 27, 2021 verified as of Mar 28, 2021 at 09:25 AM

Data in this report are provisional and subject to change.

The numbers in the table below represent the number of Florida and non-Florida residents for whom test results were received by the Department of Health. A person can be tested by more than one laboratory and can have both positive and negative results. **Therefore, the sum of the numbers in each column will be larger than the total number of people tested.**

Reporting lab	Inconclusive	Negative	Positive	Percent positive	Total
FELICIDAD MEDICAL CENTER INC			3	100%	3
COVANCE CLS			3	100%	3
BRENTWOOD SENIOR LIVING AT ST PETE			3	100%	3
JS HEALTHCARE		2	1	33%	3
MURFREESBORO MEDICAL CLINIC		3			3
HELIX LW UC		1	2	67%	3
CVS TX3292POCT WYLIE		3			3
MONTANA PUBLIC HEALTH LAB			3	100%	3
LEE MEMORIAL HOSPITAL BLOOD GAS LAB			3	100%	3
ADVENTHEALTH GORDON		3			3
DELAWARE PUBLIC HEALTH LABORATORY		1	2	67%	3
CANOPY PEDIATRICS		3			3
ADRIANA M CASTRO MD PA		3			3
HEALTH AND WELLNESS URGENT CARE LLC			3	100%	3
TRUE HEALTH - LAKE UNDERHILL		3			3
FRESENIUS KIDNEY CARE			3	100%	3
CENTURY LINK SPORTS COMPLEX			3	100%	3
HALIFAX HEALTH CARE FOR WOMEN		3			3
MIDWAY SPECIALTY CARE RX LLC		1	2	67%	3
CVS TX5807POCT PEARLAND		3			3
HARBORCHASE OF STUART			3	100%	3
SARASOTA IMMEDIATE CARE			3	100%	3
CALLE OCHO DIALYSIS			3	100%	3
ACL LABORATORIES INDUSTRIAL TOXICOLOGY			3	100%	3
MINUTECLINIC DIAGNOSTIC OF TEXAS, LLC #7435		2	1	33%	3
Wynfield Park Health and Rehabilitation		3			3
MAYO		1	2	67%	3
INTERCOASTAL FAMILY PRATICE		1	2	67%	3
CELEBRATION PRIMARY CARE ASSOCIATES LLC		3			3
CVS PA7611POCT ALLISON PARK		3			3
LEESBURG REGIONAL MEDICAL CENTER URGENT CARE			3	100%	3
CVS MA1006POCT BROCKTON		3			3
RICHMOND CITY DEPARTMENT OF PUBLIC HEALTH			3	100%	3
NORTHWEST FLORIDA CLINICAL LAB		1	2	67%	3
VICAR'S LANDING NURSING HOME		2	1	33%	3
MEDEXPRESS URGENT CARE GREENSBURG		2	1	33%	3
Gracemore Nursing and Rehab		3			3
MEDICAL SERVICES OF AMERICA HOME HEALTH		3			3
GARCIA MORALES NELSON			3	100%	3
WYOMING DEPT OF HEALTH			3	100%	3
SEMINOLE FAMILY HEALTH CENTER		3			3
HEALGEN SCIENTIFIC			3	100%	3
ESTERO FIRE RESCUE		3			3
NORTH CAROLINA DEPT OF HEALTH & HUMAN SRVCS STATE LAB OF PUBLIC HEALTH			3	100%	3
HILLVIEW LABORATORY			3	100%	3
John Knox Manor Inc II		2	1	33%	3

# COVID-19: testing by laboratory

Data through Mar 27, 2021 verified as of Mar 28, 2021 at 09:25 AM

Data in this report are provisional and subject to change.

The numbers in the table below represent the number of Florida and non-Florida residents for whom test results were received by the Department of Health. A person can be tested by more than one laboratory and can have both positive and negative results. **Therefore, the sum of the numbers in each column will be larger than the total number of people tested.**

Reporting lab	Inconclusive	Negative	Positive	Percent positive	Total
PREMIER FAMILY AND SPORTS MEDICINE		2	1	33%	3
ST. PETERSBURG PEDIATRICS- 38TH AVENUE			3	100%	3
SOUTH COUNTY MENTAL HEALTH CENTER INC			3	100%	3
BETTERMED URGENT CARE			3	100%	3
CVS IL4778POCT EVANSTON		3			3
CVS NC7051POCT WAKE FOREST		3			3
CVS GA5622POCT DALLAS		2	1	33%	3
Grandview Health Care Center		3			3
GREENTREE MEDICAL CENTER			3	100%	3
SAN JUAN REGIONAL MEDICAL CENTER		3			3
FREDERICK MEMORIAL HOSPITAL			3	100%	3
LEE COMMUNITY HEALTHCARE INC DUNBAR		3			3
TERRACE OF ST CLOUD, THE		2	1	33%	3
ELITE PRIMARY CARE OF WAYCROSS			3	100%	3
Georgiana Health and Rehabilitation, LLC		3			3
WEST TN HEALTH MED NORTH		3			3
SUNDALE NURSING HOME		3			3
PUBLIC HEALTH TRUST OF MIAMI DADE COUNTY			3	100%	3
WALGREENS #07502		3			3
AMI ST FRANCIS HOSPITAL LABORATORY		2	1	33%	3
OPP HEALTH AND REHABILITATION		3			3
CVS IL3163POCT OAK PARK		3			3
WHOLE CHILD PEDIATRICS			3	100%	3
HARBOUR'S EDGE		2	1	33%	3
LIFELINK OF FLORIDA		1	2	67%	3
CENTRAL DUPAGE HOSPITAL			3	100%	3
BAPTIST PRIMARY CARE, INC.		2	1	33%	3
SENTARA NORFOLK GENERAL HOSPITAL CENTRAL LAB			3	100%	3
ROANE MEDICAL CENTER		2	1	33%	3
WOODMARK AT UPTOWN ASSISTED LIVING		3			3
MINUTECLINIC, LLC #05891		2	1	33%	3
Kroger 093 - The Little Clinic Stapleton		2	1	33%	3
NORTH BROWARD HOSPITAL DISTRICT HEALTHCARE FOR THE HOMELESS			3	100%	3
FOUR WINDS BEHAVIORAL HEALTH		3			3
SUPER HEALTH PHARMACY LLC		3			3
CVS IN8669POCT INDIANAPOLIS		3			3
CVS PA2687POCT EXTON		3			3
Kroger 768 - The Little Clinic Leestown Rd		2	1	33%	3
MEDEXPRESS URGENT CARE, HERMITAGE		1	2	67%	3
CROWNE HEALTH CARE OF FORT PAYNE		2	1	33%	3
Cleveland Clinic Weston			3	100%	3
CVS IL2297144CV CHICAGO		3			3
TMH PHYSICIAN PARTNERS BLOUNTSTOWN			3	100%	3
ADVENTHEALTH MEDICAL GROUP ADULT AND SENIOR HEALTH			3	100%	3
VIRGINIA DEPARTMENT OF HEALTH DIVISION OF			3	100%	3
CAREHERE LLC			3	100%	3



# COVID-19: testing by laboratory

Data through Mar 27, 2021 verified as of Mar 28, 2021 at 09:25 AM

Data in this report are provisional and subject to change.

The numbers in the table below represent the number of Florida and non-Florida residents for whom test results were received by the Department of Health. A person can be tested by more than one laboratory and can have both positive and negative results. **Therefore, the sum of the numbers in each column will be larger than the total number of people tested.**

Reporting lab	Inconclusive	Negative	Positive	Percent positive	Total
CORNERSTONE DRUG AND GIFT INC		3			3
RUSSELL SAGE COLLEGE WELLNESS CENTER		3			3
HELIX MEDICAL CENTERS		1	2	67%	3
ADVENT HEALTH MEDICAL GROUP FAMILY MEDICINE			3	100%	3
OHIO DEPARTMENT OF HEALTH LABORATORY		2	1	33%	3
PEDIATRICS BY THE SEA JOG RD OFFICE			3	100%	3
YATES COUNTY PUBLIC HEALTH		3			3
CVS NJ715POCT WAYNE		3			3
PROMPT CARE OF CENTRAL FLORIDA LLC			3	100%	3
CORTLAND COUNTY HEALTH DEPARTMENT		3			3
CLEARWATER		2	1	33%	3
MEDEXPRESS URGENT CARE-CLOQUET		3			3
MENORAH MANOR			3	100%	3
NASSAU COUNTY HEALTH DEPARTMENT-FERNANDINA BEACH C		3			3
ERIE COUNTY PUBLIC HEALTH CLINICAL		3			3
ST VINCENTS AMBULATORY CARE INC		1	2	67%	3
ADVANCED PEDIATRICS			3	100%	3
INSPIRA MEDICAL CENTER VINELAND LAB		2	1	33%	3
SINAI POST ACUTE NURSING AND REHAB CE		3			3
CARENOW-LEBANON		1	2	67%	3
Sears Coastal Nursing and Rehab		3			3
MANATEE URGENT CARE LLC			3	100%	3
ORLANDO AIRPORT DIALYSIS		3			3
MALABAR FAMILY PRACTICE		1	2	67%	3
SUN TERRACE HEALTH CARE CENTER			3	100%	3
HIALEAH SHORES NURSING AND		2	1	33%	3
HEPATOLOGY DIAGNOSTIC LAB			3	100%	3
MEDICAL CENTER OF CENTRAL GEORGIA			3	100%	3
TAMPA INTERNATIONAL AIRPORT			3	100%	3
PANCARE HEALTH - FRANKLIN CO			3	100%	3
24TH WEAPONS OF MASS DESTRUCTION - CIVIL SUPPORT		3			3
LEXINGTON MEDICAL CENTER		1	2	67%	3
CVS IL2798POCT CHICAGO		1	2	67%	3
CVS IN6605POCT INDIANAPOLIS		2	1	33%	3
ALABAMA DEPT PUBLIC HEALTH			3	100%	3
CARECENTER PHARMACY, LLC		3			3
LOCH HAVEN PEDIATRICS			3	100%	3
CVS CT288POCT BRISTOL		2	1	33%	3
NEW YORK PHYSICIANS LLP		3			3
SURETOX LABORATORY LLC		2	1	33%	3
LAURELLWOOD NURSING CENTER		1	2	67%	3
NEBRASKA DEPARTMENT OF HEALTH AND HUMAN SERVICES			3	100%	3
APEX CLINICAL LABORATORIES INC		3			3
MARRA'S PHARMACY		3			3
BARONESS ERLANGER HOSPITAL		3			3
FLAGLER FAMILY MEDICINE PA			3	100%	3

# COVID-19: testing by laboratory

Data through Mar 27, 2021 verified as of Mar 28, 2021 at 09:25 AM

Data in this report are provisional and subject to change.

The numbers in the table below represent the number of Florida and non-Florida residents for whom test results were received by the Department of Health. A person can be tested by more than one laboratory and can have both positive and negative results. **Therefore, the sum of the numbers in each column will be larger than the total number of people tested.**

Reporting lab	Inconclusive	Negative	Positive	Percent positive	Total
NORTHERN LIGHT LABORATORY		1	2	67%	3
MEDEXPRESS URGENT CARE - BECKLEY		1	2	67%	3
CVS SC5471POCT LEXINGTON		2	1	33%	3
Kennedy University Hospital -Wash Twp L		3			3
MEDIC INFUSION PA		3			3
GYN PATH SERVICES			3	100%	3
MOBIL LAB FOR ALL INC		3			3
CVS AZ5026POCT MESA		3			3
CRISP REGIONAL HOSPITAL		3			3
SMOKY MOUNTAIN URGENT CARE AND FAMILY MEDICINE CENTER			3	100%	3
CVS PA2688POCT COLLEGEVILLE		3			3
EAST TENNESSEE CHILDREN'S HOSPITAL		2	1	33%	3
OPTUM PRIMARY CARE - SILVER LAKES			3	100%	3
SKR MEDICAL ADVISORS		3			3
AVANTE INVERNESS		1	2	67%	3
EASTERN NEW MEXICO MEDICAL CENTER		3			3
EAST NAPLES PEDIATRICS			3	100%	3
STARMED FAMILY & URGENT CARE			3	100%	3
MEDEXPRESS URGENT CARE - NORTH LITTLE		2	1	33%	3
COMMUNITY HEALTH CENTERS INC			3	100%	3
MINUTECLINIC, LLC #07876		2	1	33%	3
DEVANSH LAB WORKS		1	2	67%	3
NON-US			3	100%	3
BNC Medical Investors, LLC Berrien Nursing & Rehabilitation Center		3			3
VIRGINIA DIVISION OF CONSOLIDATED LABORATORIES			3	100%	3
OHIO HEALTH DOCTORS HOSPITAL			3	100%	3
ONslow MEMORIAL HOSPITAL LABORATORY		3			3
CVS CA9803POCT RIVERSIDE		3			3
320 S TRANSIT ST		3			3
Bainbridge Health and Rehab		3			3
NYC PUBLIC HEALTH LABS			3	100%	3
MEDEXPRESS URGENT CARE - RICHMOND, W BROAD ST		3			3
PREMIER CLINICAL RESEARCH INSTITUTE INC			3	100%	3
CORMEUM LAB SERVICES, LLC			3	100%	3
MERCY HOSPITAL			3	100%	3
MONTEFIORE MEDICAL CENTER LABS MONTEFIORE		2	1	33%	3
COVENANT PEDIATRICS		1	2	67%	3
OPENTRONS PRL		2	1	33%	3
SANFORD MOBILE LAB			3	100%	3
FLORIDA GASTROENTEROLOGY ASSOCIATES PA		3			3
FIRST PHYSICIANS GROUP - LORRAINE CORNERS		3			3
CCRX OF NORTH CAROLINA, LLC		2	1	33%	3
UNIVERSITY OF KANSAS MEDICAL CENTER			3	100%	3
SOMA MEDICAL CENTER PA #3 PALOMINO			3	100%	3
TRINITY PEDIATRICS			3	100%	3
GREATER MOBILE URGENT CARE - SPRINGHILL			3	100%	3

# COVID-19: testing by laboratory

Data through Mar 27, 2021 verified as of Mar 28, 2021 at 09:25 AM

Data in this report are provisional and subject to change.

The numbers in the table below represent the number of Florida and non-Florida residents for whom test results were received by the Department of Health. A person can be tested by more than one laboratory and can have both positive and negative results. **Therefore, the sum of the numbers in each column will be larger than the total number of people tested.**

Reporting lab	Inconclusive	Negative	Positive	Percent positive	Total
MINUTECLINIC, LLC #05814		3			3
TUFTS MEDICAL CENTER			3	100%	3
MEDFUSION		2	1	33%	3
FLORIDA HOSPITAL LABORATORIES		3			3
CARENOW-ATASCOCITA			3	100%	3
NASSAU COUNTY HEALTH DEPARTMENT		3			3
HARBORCHASE OF GAINESVILLE			3	100%	3
YORK HOSPITAL - LABORATORY			3	100%	3
MEDEXPRESS URGENT CARE, CHAMBERSBURG		2	1	33%	3
CVS PHARMACY INC DBA CVS/PHARMACY #10908		3			3
EVERGREEN WOODS HEALTH & REHAB CENTER		2	1	33%	3
ALOHA HOME CARE LLC DBA ACCENTCARE HOME HEALTH OF		3			3
CVS OH2486POCT NILES		1	2	67%	3
Englewood Health and Rehab			3	100%	3
MEDEXPRESS URGENT CARE - LITTLE ROCK		2	1	33%	3
LB Broen Home		3			3
FHPG TAMPA PRIMARY CARE			3	100%	3
SIGNATURE CARE PFLUGERVILLE			3	100%	3
COL CROSSROAD		1	2	67%	3
CVS TX2876POCT PROSPER		3			3
CROSSROADS URGENT CARE PLLC		3			3
FAMILY FIRST PEDIATRICS			3	100%	3
EASTMAN HEALTHCARE & REHAB		3			3
CAPTIAL REGIONAL MEDICAL CENTER			3	100%	3
QUEST DIAGNOSTICS CLINICAL LABORATORIES INC		2	1	33%	3
AUSTIN PUBLIC HEALTH			3	100%	3
SKIPPACK MEDICAL LAB			3	100%	3
BAPTIST PRIMARY CARE FERNANDINA BEACH			3	100%	3
ADVANCED HEART CARE OF SOUTH FLORIDA		3			3
PATHOLOGY REFERENCE LAB LLC			3	100%	3
URGENT CARE OF THE SMOKIES			3	100%	3
REGIONAL MEDICAL CENTER BAYONET POINT			3	100%	3
MEDEXPRESS URGENT CARE- COLUMBIA HEIGH		3			3
CVS SC2250POCT COLUMBIA		3			3
VIRTUA MEMORIAL HOSPITAL BURLINGTON COUNTY		1	2	67%	3
NHC HealthCare Anniston		3			3
Walgreens #5984		3			3
ACCESS HEALTH CARE		2	1	33%	3
LEESBURG COMMUNITY HEALTH CENTERS			3	100%	3
TAMPA		1	2	67%	3
DOCTORS HOSPITAL RENAISSANCE			3	100%	3
MEDEXPRESS URGENT CARE - WHEELING		2	1	33%	3
STRINGFELLOW MEMORIAL HOSPITAL		3			3
ANN STORCK CENTER INC		3			3
CERTIVIA LABORATORIES			3	100%	3
CVS MA2401POCT MARSHFIELD		3			3

# COVID-19: testing by laboratory

Data through Mar 27, 2021 verified as of Mar 28, 2021 at 09:25 AM

Data in this report are provisional and subject to change.

The numbers in the table below represent the number of Florida and non-Florida residents for whom test results were received by the Department of Health. A person can be tested by more than one laboratory and can have both positive and negative results. **Therefore, the sum of the numbers in each column will be larger than the total number of people tested.**

Reporting lab	Inconclusive	Negative	Positive	Percent positive	Total
NOVANT HEALTH PRESBYTERIAN		2	1	33%	3
QUALITY LABORATORY SERVICE		2	1	33%	3
Cortland Acres Association		2			2
THE WINDSOR ORTEGA		2			2
COMPLETE HEALTH MEDICAL CENTER			2	100%	2
CORTLAND PARK REHABILITATION AND NURSING CENTER		1	1	50%	2
EXCUSED ABSENCE PLLC		2			2
MEDLOGIC, LLC		2			2
CVS SC7567POCT BOILING SPRINGS		1	1	50%	2
ATLAS GENOMICS			2	100%	2
WELLSTAR COBB HOSPITAL		1	1	50%	2
NORTON IMMEDIATE CARE CENTER - PRESTON			2	100%	2
BASCOM PALMER EYE INSTITUTE			2	100%	2
CVS AZ33POCT TEMPE		2			2
UNM SANDOVAL REGIONAL MEDICAL CENTER		2			2
Edward Hines, Jr. VA Hospital		2			2
WillowBrooke Court at Southampton Estates		2			2
PRECISION DIAGNOSTIC INC		2			2
COX HEALTH SOUTH LAB		1	1	50%	2
TENNESSEE DEPARTMENT OF HEALTH (TDH) - REGIONAL LABORATORY			2	100%	2
MC DIAGNOSTIC OF CONNECTICUT, PC #252		1	1	50%	2
RUST MEDICAL CENTER		2			2
JULIE STAATS DO		2			2
STATCARE URGENT AND WALK-IN			2	100%	2
Kroger 672 - The Little Clinic Bill Kennedy & Glenwood		2			2
GIGI WOOD DAVIS DO-FAMILY MEDICINE		2			2
EMERALD TRACE		2			2
WALK IN MEDICAL URGENT CARE PC		2			2
DUKE HEALTH REGIONAL HOSPITAL			2	100%	2
GINKGO-IXLAYER		2			2
ILLINOIS DEPT OF PUBLIC HEALTH LABS			2	100%	2
The Suites at Western Home Communities		2			2
ASCENSION ST MICHAEL'S HOSPITAL LAB		1	1	50%	2
SOUTHSIDE FAMILY MEDICAL		2			2
MEMORIAL SLOAN KETTERING CANCER CENTER		1	1	50%	2
NEMOURS CHILDRENS PRIMARY CARE			2	100%	2
ADVANTA ANALYTICAL LABORATORIES			2	100%	2
NORTH COUNTRY FAMILY HEALTH CENTER INC		2			2
WISCONSIN STATE LABORATORY OF HYGIENE		1	1	50%	2
GEISINGER MEDICAL CENTER		2			2
Kroger 619 - The Little Clinic Hendersonville Indian Lake		2			2
John L. McClellan Memorial Veterans Hospital		2			2
BRENTWOOD AT FORE RANCH			2	100%	2
MD NOW URGENT CARE CENTER INC.			2	100%	2
Buena Vista Care Center		2			2
WEST FLORIDA MEDICAL ASSOCIATES, PA			2	100%	2

# COVID-19: testing by laboratory

Data through Mar 27, 2021 verified as of Mar 28, 2021 at 09:25 AM

Data in this report are provisional and subject to change.

The numbers in the table below represent the number of Florida and non-Florida residents for whom test results were received by the Department of Health. A person can be tested by more than one laboratory and can have both positive and negative results. **Therefore, the sum of the numbers in each column will be larger than the total number of people tested.**

Reporting lab	Inconclusive	Negative	Positive	Percent positive	Total
COBLESKILL REGIONAL HOSPITAL		2			2
CQUENTIA NGS, LLC			2	100%	2
STUART SURGERY CENTER, LLC			2	100%	2
DOCTORS CARE OF PALM COAST			2	100%	2
TMH EC NORTHEAST LABORATORY			2	100%	2
Walgreens #10207		2			2
GRANDVIEW COLLEGE STUDENT HEALTH CENTE		2			2
SOUTHERN TENNESSEE MEDICAL CENTER			2	100%	2
AMERICAN RESEARCH CENTERS OF FLORIDA			2	100%	2
PREVENTIVE HEALTH PARTNERS I L S C		2			2
Walgreens #9890		2			2
NORTHSIDE HOSPITAL- CHEROKEE		2			2
CARESPOT URGENT CARE		1	1	50%	2
CVS OH6185POCT PICKERINGTON		2			2
HPH HOME CARE		1	1	50%	2
WARE EXPRESS CARE			2	100%	2
NORTH MANATEE HEALTH CARE CENTER			2	100%	2
ST. JOSEPH REGIONAL MEDICAL CENTER			2	100%	2
BUFFALO CROSSINGS HEALTHCARE AND REHABILITATION CENTER			2	100%	2
FLORIDA DEPARTMENT OF HEALTH (FDOH)			2	100%	2
Green Mountain Nursing and Rehabilitation		2			2
CVS MA969POCT PALMER		2			2
CITRUS DERMATOLOGY			2	100%	2
Kroger 412 - The Little Clinic Oxford		2			2
Kroger 549 - The Little Clinic Clinton Highway		2			2
St. Luke's Care Center		2			2
FLORIDA CLINICAL LABORATORY INC			2	100%	2
ORLANDO LUTHERAN TOWERS		1	1	50%	2
SPRING HILL REGIONAL HOSPITAL			2	100%	2
BLUEWATER TOXICOLOGY			2	100%	2
ASANTE THREE RIVERS MEDICAL CENTER LAB		2			2
CHRISTUS SPOHN HOSPITAL			2	100%	2
MEDEXPRESS URGENT CARE - CEDAR KNOLLS		2			2
UT AUSTIN UNIVERSITY HEALTH SERVICES			2	100%	2
Oakmont of Katy Nursing and Rehabilitation		2			2
RICHICHI FAMILY HEALTH			2	100%	2
Luther Acres Manor		2			2
ALBUQUERQUE - AMG SPECIALTY HOSPITAL		2			2
CAREWELL JW - WORCESTER LNC			2	100%	2
U OF MIAMI MILLER SCHOOL OF MEDICINE			2	100%	2
MINUTECLINIC DIAGNOSTIC OF NEVADA-9586		1	1	50%	2
HAWAII DEPARTMENT OF HEALTH			2	100%	2
BLOSSOMS ASSISTED LIVING 1 LLC			2	100%	2
HARRINGTON PARK HEALTH AND REHAB		2			2
CVS PA4000POCT INDIANA		2			2
BELLIN HOSPITAL			2	100%	2

# COVID-19: testing by laboratory

Data through Mar 27, 2021 verified as of Mar 28, 2021 at 09:25 AM

Data in this report are provisional and subject to change.

The numbers in the table below represent the number of Florida and non-Florida residents for whom test results were received by the Department of Health. A person can be tested by more than one laboratory and can have both positive and negative results. **Therefore, the sum of the numbers in each column will be larger than the total number of people tested.**

Reporting lab	Inconclusive	Negative	Positive	Percent positive	Total
Crowne Health Care of Mobile		2			2
ALL PEDIATRIC CARE PA			2	100%	2
PEDIATRICS IN NORTH FLORIDA PA			2	100%	2
GOLISANO PEDIATRICS PORT CHARLOTTE HARBOR		2			2
CVS MO8581POCT BLUE SPRINGS		1	1	50%	2
VETERANS AFFAIRS MEDICAL CENTER - GREATER LOS ANGELES			2	100%	2
STANFORD HEALTH CARE ANATOMIC PATHOLOGY & CLINICAL LAB			2	100%	2
INTERNAL MEDICINE SPECIALISTS MEDICAL GROUP, PA		2			2
MEDEXPRESS URGENT CARE - BRIDGEVILLE		2			2
VELOCITY URGENT CARE			2	100%	2
BAYLOR SCOTT & WHITE COMPREHENSIVE WOUND			2	100%	2
TEXAS HEALTH CARE			2	100%	2
MEDICAL ASSOCIATES OF BREVARD LLC		1	1	50%	2
Covington Care Nursing and Rehabilitation		2			2
Walgreens #19019		2			2
Manor At Perrysburg		2			2
BAPTIST HOSPITAL INTERNAL MEDICINE GULF BREEZE			2	100%	2
VALLEY BAPTIST MEDICAL CENTER: BROWNSVILLE			2	100%	2
MEDICAL CENTER, THE		2			2
CVS NH2257POCT MANCHESTER		2			2
Henry County Health and Rehabilitation		2			2
Delaware Court Healthcare Center		2			2
MOBILE HEALTH LABS LLC			2	100%	2
MD NOW URGENT CARE MEDICAL CENTERS INC			2	100%	2
WALKONCLINIC			2	100%	2
CVS AZ7263POCT PHOENIX		2			2
METHODIST MANSFIELD MEDICAL CENTER			2	100%	2
CVS PA371POCT PHILADELPHIA		2			2
Kroger 409 - The Little Clinic Hebron Marketplace		1	1	50%	2
Lenawee Medical Care Facility		2			2
ManorCare Rehab Center of Marietta		2			2
CVS OH4327POCT PAINESVILLE		2			2
HEALTH PARTNERS REGIONAL HOSPITAL			2	100%	2
POMERENE HOSPITAL			2	100%	2
MINUTECLINIC DIAGNOSTIC, PA		2			2
REELFOOT FAMILY WALK IN CLINIC - TIPT		2			2
VAULT HEALTH			2	100%	2
Crowne Health Care of Greenville		2			2
HOPE HEALTH & WELLNESS		2			2
DOCTORS HOSPITAL OF AUGUSTA		2			2
CRUC CMCH-COVID-19		2			2
Kroger 647 - The Little Clinic Newnan Crossings		1	1	50%	2
VILLAGES HEALTH SYSTEM, LLC, THE			2	100%	2
Kroger 853 - The Little Clinic East Broad Street		2			2
CVS NC3514POCT STANLEY		2			2
GULF COAST REGIONAL MEDICAL CARE		2			2

# COVID-19: testing by laboratory

Data through Mar 27, 2021 verified as of Mar 28, 2021 at 09:25 AM

Data in this report are provisional and subject to change.

The numbers in the table below represent the number of Florida and non-Florida residents for whom test results were received by the Department of Health. A person can be tested by more than one laboratory and can have both positive and negative results. **Therefore, the sum of the numbers in each column will be larger than the total number of people tested.**

Reporting lab	Inconclusive	Negative	Positive	Percent positive	Total
NORTHSIDE FAMILY MEDICINE AND URGENT CARE (EAST COBB)		2			2
SARASOTA MEMORIAL MEDICAL URGENT CARE CENTER			2	100%	2
PANCARE HEALTH - SNEADS ELEMENTARY			2	100%	2
VOLUNTEERS OF AMERICA OF FLORIDA			2	100%	2
ASANTE ROGUE REGIONAL MEDICAL CENTER L		2			2
BAPTIST HOSPITAL OF MIAMI MCI BROWARD LABORATORY			2	100%	2
FLORIDA MEDICAL CLINIC, LLC			2	100%	2
UHEALTH CORAL SPRINGS			2	100%	2
YOUTH AND YOU, INC		2			2
FASTCARE LLC			2	100%	2
MED-LAKE LABORATORY, LLC			2	100%	2
RDX BIOSCIENCE INC			2	100%	2
FKC AMELIA ISLAND DIALYSIS			2	100%	2
MEDEXPRESS URGENT CARE - BROOKHAVEN		2			2
JUPITER PEDIATRIC ASSOCIATES, PA		1	1	50%	2
LAKE BALDWIN			2	100%	2
MEDEXPRESS URGENT CARE - ROSS TOWNSHIP		2			2
IP BOISE 1		1	1	50%	2
ADVANCE FAMILY PRACTICE LLC			2	100%	2
HELEN HAYES HOSPITAL LABORATORY		2			2
JRS LABORATORY			2	100%	2
THOMASVILLE REGIONAL MEDICAL CENTER		2			2
NEIGHBORCARE PHARMACY SERVICES		2			2
C19 LABS			2	100%	2
EXPRESS CARE WALK-IN CLINIC			2	100%	2
COVANCE			2	100%	2
RENE F CEDENO DMD PA		2			2
PTC LABORATORIES			2	100%	2
SPRINGFIELD HOSPITAL LABORATORY			2	100%	2
FIRST CHOICE MEDICAL PC			2	100%	2
TMH REHABILITATION CENTER		2			2
PT&J REHAB LLC		1	1	50%	2
INSPIRIT SENIOR LIVING			2	100%	2
MAURY REGIONAL MEDICAL CENTER		2			2
MEDEXPRESS URGENT CARE - EWING		2			2
FLAGLER PROFESSIONAL HEALTH CAE SERVICES INC		2			2
IN AND OUT URGENT CARE			2	100%	2
MIDDLEBURG PEDIATRICS			2	100%	2
Kroger 426 - The Little Clinic Suwanee		2			2
ST. VINCENT HOSPITAL			2	100%	2
TLC MEDICAL			2	100%	2
Garden Isle Healthcare and Rehabilitation Center		2			2
Kroger 130 - The Little Clinic Colorado Springs		2			2
SYNEOS HEALTH			2	100%	2
BAYSTATE MEDICAL CENTER		1	1	50%	2
LEGACY ER & URGENT CARE - FRISCO WEST			2	100%	2

# COVID-19: testing by laboratory

Data through Mar 27, 2021 verified as of Mar 28, 2021 at 09:25 AM

Data in this report are provisional and subject to change.

The numbers in the table below represent the number of Florida and non-Florida residents for whom test results were received by the Department of Health. A person can be tested by more than one laboratory and can have both positive and negative results. **Therefore, the sum of the numbers in each column will be larger than the total number of people tested.**

Reporting lab	Inconclusive	Negative	Positive	Percent positive	Total
SHANDS JACKSONVILLE CLINICAL CENTER		1	1	50%	2
CROSSROADS			2	100%	2
RAJ K PAI MD PA			2	100%	2
BERNHARDT LABORATORIES INC			2	100%	2
APPLING NURSING & REHABILITATION PAVIL	2				2
OAKBRIDGE TERRACE AT SAE			2	100%	2
Kroger 519 - The Little Clinic Georgessville Square	2				2
CVS TX7675POCT RED OAK			2	100%	2
WALGREENS #13605	2				2
RURAL/METRO MIDSOUTH,	2				2
MINUTECLINIC MINUTECLINIC #4978	1	1		50%	2
MARYWOOD NURSING CARE CENTER	2				2
MORRISTOWN MEMORIAL HOSPITAL	2				2
PRECISION CLINICAL RESEARCH			2	100%	2
WE CARE HOME HEALTH SOLUTIONS LLC			2	100%	2
CVS MA1022POCT CAMBRIDGE	2				2
REHOBOTH MCKINLEY CHRISTIAN HOSPITAL	2				2
Crestwood Nursing Center	1	1		50%	2
Beecher Manor Nursing and Rehabilitation Center	2				2
CVS PA7132POCT THORNDAL	2				2
BIOMAT USA			2	100%	2
SUNNYSIDE MANOR	2				2
GRASSY SPRAIN PHARMACY INC	2				2
CVS OH4499POCT LYNTHURST	2				2
CVS TX19POCT SPRING	2				2
MEMORIAL HEALTH UNIVERSITY MEDICAL CENTER			2	100%	2
Jersey City Medical Center	2				2
CVS AZ7075POCT CHANDLER	2				2
EASTLAKE MEDICAL CENTER	2				2
CVS M05724POCT KANSAS CITY	2				2
SOUTH HILLSBOROUGH CBOC			2	100%	2
OUR LADY OF THE LAKE REGIONAL MEDICAL CENTER			2	100%	2
THE EDGEWATER AND WATERMAN VILLAGE			2	100%	2
Kroger 328 - The Little Clinic Henderson Road	2				2
Warren Center for Rehabilitation and Nursing	2				2
Kroger 667 - The Little Clinic Litchfield Park	2				2
BETHESDA HOSPITAL EAST BLOOD GAS LAB			2	100%	2
WELLNESS MEDICAL CLINIC			2	100%	2
A G RHODES HOME AT WESLEY WOODS	2				2
WESTMINSTER SUNCOAST			2	100%	2
CVS NM7242POCT ALBUQUERQUE	2				2
INN AT LAPOSADA,THE			2	100%	2
VANAYER HEALTHCARE AND REHAB CENTER	2				2
HANOVER ENDOSCOPY CENTER	2				2
UNIVERSITY OF TEXAS AT EL PASO, THE			2	100%	2
NEBRASKA MEDICAL CENTER			2	100%	2



# COVID-19: testing by laboratory

Data through Mar 27, 2021 verified as of Mar 28, 2021 at 09:25 AM

Data in this report are provisional and subject to change.

The numbers in the table below represent the number of Florida and non-Florida residents for whom test results were received by the Department of Health. A person can be tested by more than one laboratory and can have both positive and negative results. **Therefore, the sum of the numbers in each column will be larger than the total number of people tested.**

Reporting lab	Inconclusive	Negative	Positive	Percent positive	Total
MID AMERICA CLINICAL LABS			2	100%	2
Walgreens #9278		2			2
Life Care Center of Elyria		2			2
WISE HEALTH SYSTEM		1	1	50%	2
SOUTHCARE PHARMACY INC			2	100%	2
NYU LANGONE HUNTINGTON MEDICAL GROUP		2			2
FLORIDA PRIMARY CARE CENTER PA		2			2
UNIVERSITY COMMUNITY HEALTH SERVICES		1	1	50%	2
Cottage of the Shoals		2			2
EMORY CRAWFORD LONG HOSPITAL			2	100%	2
AFC URGENT CARE CLEVELAND			2	100%	2
MEDEXPRESS URGENT CARE - LAWRENCE		2			2
HAILE MEDICAL GROUP PA		2			2
BAYLOR COLLEGE OF MEDICINE			2	100%	2
87TH MEDICAL GROUP – MCGUIRE AMBULATORY CARE FACILITY		2			2
VIRGINIA DEPT OF HEALTH OFFICE OF EPIDEMIOLOGY			2	100%	2
MERCY HEALTH LAB		1	1	50%	2
ASSOCIATES IN UROGYNECOLOGY MD LLC		2			2
CVS IL8750POCT CHICAGO		1	1	50%	2
AMERICAN MEDICAL LABORATORIES			2	100%	2
Jackson Health Care Facility			2	100%	2
ACCESS LABORATORIES LLC			2	100%	2
PRIMARY CARE SERVICES AT EDGEWATER		2			2
PHYSICIANS MEDICAL CENTER		2			2
MARLBORO URGENT CARE		2			2
MEMORIAL HOSPITAL OF TAMPA			2	100%	2
CARINGPLUS HOMECARE LLC		1	1	50%	2
NATIONWIDE LABORATORY SERVICES		1	1	50%	2
PHYSICIANS LABORATORY SERVICES			2	100%	2
MARCO ISLAND MEDICAL CENTER			2	100%	2
WEST HOUSTON MEDICAL CENTER			2	100%	2
PEDIATRIC HEALTH CARE		1	1	50%	2
CREATIVE HEALTH CENTER			2	100%	2
MEDEXPRESS URGENT CARE, HANOVER		2			2
SUNBRIDGE CARE & REHAB FOR DECATUR		2			2
OAKMONT OF UNION SC, LLC		2			2
DURAND SENIOR CARE & REHAB CENTER		2			2
RRMC CREEKSIDE LAB		2			2
MEDEXPRESS URGENT CARE-SELINSGROVE		2			2
PALM BAY COMMUNITY OUTPATIENT CLINIC		2			2
US LABS		2			2
WEAKLEY COUNTY REHAB AND NURSING CENTER		2			2
Kroger 745 - The Little Clinic Somerset		2			2
LAWRENCE GENERAL HOSPITAL			2	100%	2
MINUTECLINIC, DIAGNOSTIC OF TEXAS, LLC		2			2
DALLAS VA MEDICAL CENTER - VA NORTH TEXAS HEALTH CARE SYSTEM			2	100%	2

# COVID-19: testing by laboratory

Data through Mar 27, 2021 verified as of Mar 28, 2021 at 09:25 AM

Data in this report are provisional and subject to change.

The numbers in the table below represent the number of Florida and non-Florida residents for whom test results were received by the Department of Health. A person can be tested by more than one laboratory and can have both positive and negative results. **Therefore, the sum of the numbers in each column will be larger than the total number of people tested.**

Reporting lab	Inconclusive	Negative	Positive	Percent positive	Total
CVS IN6559POCT AVON		2			2
Tidelands Health Rehabilitation Hospital			2	100%	2
DELRAY BEACH HEALTH DEPT LAB			2	100%	2
Advanced Rehabilitation and Healthcare of Wichita Falls		2			2
COOPER CLINIC			2	100%	2
MC MEDICAL			2	100%	2
DOCTOR'S IN-HOUSE LAB/COMMUNITY HEALTH CENTERS OF PINELLAS - JOHNNIE R			2	100%	2
SHELBYVILLE HOSPITAL COMPANY		2			2
MELBOURNE URGENT CARE			2	100%	2
SIMMONS			2	100%	2
HEALTH GROUP CENTER INC			2	100%	2
DMC UNIVERSITY LABORATORIES		1	1	50%	2
HOME CARE PHARMACY OF PALM COAST INC		2			2
BIONIC TECHNOLOGIES CORPORATION			2	100%	2
GOLDSTEIN			2	100%	2
BRANDYWYNE HEALTH CARE CENTER			2	100%	2
PM PEDIATRICS OF SELDEN, PLLC		2			2
MEDEXPRESS URGENT CARE-BLOOMFIELD AVEN		2			2
COLUMBIA COTTAGE		2			2
ROPER HOSPITAL			2	100%	2
MEDEXPRESS URGENT CARE - WICHITA, N MAIZE RD		1	1	50%	2
Eugene J. Towbin Healthcare Center		2			2
CVS MINUTE CLINIC #5836		2			2
Walgreens #12427		1	1	50%	2
CVS IL2788POCT BUFFALO GROVE		2			2
HOUSTON HEALTH DEPARTMENT - BUREAU OF LABORATORY SERVICES			2	100%	2
BENEVA LAKES ASSISTED LIVING CENTER			2	100%	2
LAKE SUCCESS EXTENDED CARE		2			2
CVS NJ2508POCT MANALAPAN		2			2
CARE ATC SUN HYDRAULICS TALLAVAST			2	100%	2
DR. G'S URGENT CARE			2	100%	2
MEDEXPRESS URGENT CARE - SOUTH CHARLESTON		2			2
PEACE RIVER MEDICAL CENTER		2			2
DEBORAH HEART AND LUNG CENTER		2			2
PHYSICIANS PREMIER			2	100%	2
Waycross Health and Rehabilitation		2			2
SENDER RETREAT ADULT DAY CARE CENTERS			2	100%	2
JEFFERSON WASHINGTON TOWNSHIP HOSPITAL		2			2
SPECIALTY LABORATORIES			2	100%	2
SENECA HEALTH CARE CENTER		2			2
CVS CA9497POCT IRVINE		2			2
HOLY TRINITY PHARMACY LLC		2			2
MIDWAY SPECIALTY CARE CENTER INC		2			2
MILFORD REGIONAL HOSPITAL			2	100%	2
POMONA VALLEY COMMUNITY HOSPITAL			2	100%	2
Kroger 687 - The Little Clinic Sugar Hill		1	1	50%	2

# COVID-19: testing by laboratory

Data through Mar 27, 2021 verified as of Mar 28, 2021 at 09:25 AM

Data in this report are provisional and subject to change.

The numbers in the table below represent the number of Florida and non-Florida residents for whom test results were received by the Department of Health. A person can be tested by more than one laboratory and can have both positive and negative results. **Therefore, the sum of the numbers in each column will be larger than the total number of people tested.**

Reporting lab	Inconclusive	Negative	Positive	Percent positive	Total
RIVERSIDE METHODIST HOSPITAL LAB			2	100%	2
ST JOSEPHS HOSPITAL PATHOLOGY LAB		2			2
ORMOND BEACH URGENT CARE			2	100%	2
JUST BELIEVE RECOVERY CENTER			2	100%	2
GENETIC ASSAYS INC			2	100%	2
Manorcare Health Services West Reading North		2			2
Robert Cranfield			2	100%	2
ADVENTHEALTH CENTRA CARE POINCIANA			2	100%	2
PPD CLINICAL RESEARCH UNIT			2	100%	2
Hartwell Health and Rehabilitation		2			2
COOK HOSPITAL AND CARE CENTER		1	1	50%	2
COLONIAL VILLA GOOD SAMARITAN CENTER		2			2
AMEDISYS HOME HEALTH OF GREENVILLE			2	100%	2
HAMILTON COUNTY HEALTH DEPARTMENT		2			2
TRINITY DIALYSIS			2	100%	2
Kroger 096 - The Little Clinic Orchard and Holly		2			2
Hackensack Univ Medical Center At Pasc		1	1	50%	2
ADVENTHEALTH MEDICAL GROUP INTERNAL MEDICINE		2			2
MINUTECLINIC DIAGNOSTIC MEDICAL		2			2
LABRADOR PRIMARY CARE CENTER			2	100%	2
MINUTECLINIC DIAG OF IND, LLC #4368		2			2
RENFREW CENTERS INC		2			2
KJ MEDICAL PRACTICE PC		2			2
NORTHSIDE FAMILY MEDICINE AND URGENT CARE (HOLLY SPRINGS)		2			2
OAKMONT EAST- GREENVILLE SC, LLC		2			2
Durham VAMC		2			2
NLC LABS			2	100%	2
CALIFORNIA DIVISION OF COMMUNICABLE DISEASE CONTROL			2	100%	2
CVS OH5457POCT POWELL		2			2
CVS OH4300POCT STRONGSVILLE		2			2
ADVANCED MEDICAL OF FLORIDA			2	100%	2
REGIONS HOSPITAL LABORATORY			2	100%	2
OSF SAINT FRANCIS MEDICAL CENTER			2	100%	2
GOOD SAMARITAN HOSPITAL		1	1	50%	2
JACKSONVILLE VA OPC			2	100%	2
Granville Center	1	1			2
KIVA AT MOUNT DORA			2	100%	2
VA CBOC			2	100%	2
MEDRITE MEDICAL CARE PC		2			2
MEASE MANOR MEMORY CARE		2			2
SANTA ROSA COUNTY HEALTH DEPARTMENT			2	100%	2
SHELL POINT HOME HEALTH			2	100%	2
RAPID MD			2	100%	2
SWEDISH COVENANT HOSPITAL			2	100%	2
FLORIDA MENTOR FAULKNER GROUP HOME			2	100%	2
MISSION HOSPITAL REGIONAL MEDICAL CENTER			2	100%	2

# COVID-19: testing by laboratory

Data through Mar 27, 2021 verified as of Mar 28, 2021 at 09:25 AM

Data in this report are provisional and subject to change.

The numbers in the table below represent the number of Florida and non-Florida residents for whom test results were received by the Department of Health. A person can be tested by more than one laboratory and can have both positive and negative results. **Therefore, the sum of the numbers in each column will be larger than the total number of people tested.**

Reporting lab	Inconclusive	Negative	Positive	Percent positive	Total
ONTARIO COUNTY PUBLIC HEALTH		2			2
MAINE CENTER FOR DISEASE CONTROL AND PREVENTION			2	100%	2
SOMA MEDICAL CENTER PA #3 GREENACRES			2	100%	2
Kroger 020 - The Little Clinic Wheat Ridge		2			2
KEY WEST HMA PHYSICIAN MANAGEMENT, LLC			2	100%	2
MEDEXPRESS URGENT CARE - LINCOLN VILLA		2			2
STARR CITY OF ROMA COMMUNITY CENTER			2	100%	2
MEDEXPRESS URGENT CARE - EAST BRUNSWICK		2			2
MEMORIAL HEALTH SYSTEM		1	1	50%	2
ACN PHYSICIANS GROUP CORP			2	100%	2
TRUE HEALTH INC			2	100%	2
Kroger 777 - The Little Clinic Shelbyville		1	1	50%	2
MONICE DR.			2	100%	2
AdventHealth Care Center Orlando North			2	100%	2
PruittHealth Lakehaven		2			2
CVS IN6572POCT INDIANAPOLIS		2			2
UPS			2	100%	2
BOCA RATON REGIONAL HOSPITAL INC			2	100%	2
STUDENT HEALTH SERVICES			2	100%	2
THE HOSPITAL OF PROVIDENCE EMERGENCY ROOM			2	100%	2
HEARTLAND HOME HEALTH CARE		2			2
Tuscola County Medical Care Community		2			2
BEAUFORT MEMORIAL			2	100%	2
CVS NC4169POCT FAYETTEVILLE		2			2
POINT OF CARE PRIVATE HEALTH MANAGEMENT			2	100%	2
NEW YORK CITY CENTRAL COVID			2	100%	2
Essex Center for Rehabilitation and Healthcare		2			2
MEDPOST - NORTH DALLAS			2	100%	2
CENTRAL FLORIDA FAMILY HEALTH CENTER		2			2
PEACEHEALTH CENTRAL		2			2
THE CLUB AT BOYNTON BEACH, LLC			2	100%	2
INTEGRITY CLINICAL RESEARCH CENTER INC		1	1	50%	2
VENETIAN GARDENS		2			2
Piney Grove Nursing and Rehabilitation Center		2			2
CVS CA9485POCT MISSION VIEJO		2			2
LEGACY LABORATORY SERVICES			2	100%	2
MINUTECLINIC DIAG OF IND, LLC #6908		2			2
ASCENSION ST VINCENT'S RIVERSIDE			2	100%	2
QUEST DIAGNOSTICS INCORPORATED			2	100%	2
PM PEDIATRICS OF BAYSIDE, PLLC - MANHASSET		2			2
APPLECARE VALDOSTA			2	100%	2
STEWART ST ELIZABETH MEDICAL CENTER			2	100%	2
NORTHWELL HEALTH			2	100%	2
MEDEXPRESS URGENT CARE-MT PLEASANT		1	1	50%	2
UHEALTH CARDIOLOGY			2	100%	2
MEMORIAL HOSPITAL WEST			2	100%	2

# COVID-19: testing by laboratory

Data through Mar 27, 2021 verified as of Mar 28, 2021 at 09:25 AM

Data in this report are provisional and subject to change.

The numbers in the table below represent the number of Florida and non-Florida residents for whom test results were received by the Department of Health. A person can be tested by more than one laboratory and can have both positive and negative results. **Therefore, the sum of the numbers in each column will be larger than the total number of people tested.**

Reporting lab	Inconclusive	Negative	Positive	Percent positive	Total
BMC/JACSONVILLE		1	1	50%	2
AFC/DOCTORS EXPRESS NORTH BERGEN		2			2
MCLAREN REGIONAL MEDICAL CENTER			2	100%	2
LABCORP OF AMERICA HOLDINGS		1	1	50%	2
New Jersey Aim At Smg		2			2
Mitchell Hollingsworth Nursing and Rehab		2			2
MINUTE CLINIC DIAGNOSTIC OF KANSAS PA		2			2
MEDEXPRESS URGENT CARE - WOODBURY			2	100%	2
AGILE URGENT CARE			2	100%	2
PINARD HOME HEALTH SERVICES INC			2	100%	2
Good Samaritan Society-Blackduck		1	1	50%	2
FLORIDA DEPARTMENT OF HEALTH IN LEE COUNTY		1	1	50%	2
CVS AZ9290POCT PHOENIX		2			2
SHORE MEDICAL CENTER		2			2
EXPRESS CARE OF THE SHOALS		1	1	50%	2
LIFT HEALTH		2			2
JBSA-SAM HOUSTON			2	100%	2
ROBERTS WESLEYAN COLLEGE HEALTH CENTE		2			2
ANDERSON COUNTY HOSPITAL			2	100%	2
PALOS COMMUNITY HOSPITAL LABORATORY			2	100%	2
AHC Forest cove		2			2
PALM BEACH DIGESTIVE ASSOCIATES			2	100%	2
Kroger 596 - The Little Clinic Brentwood		2			2
ATHENA CARE RESOURCES LLC		2			2
STARR COUNTY MEMORIAL HOSPITAL			2	100%	2
TRICORE REFERENCE LABORATORY		1	1	50%	2
SHERIDAN AT HOBE SOUND, THE			2	100%	2
WALGREENS #3811			2	100%	2
NAVAL BRANCH MEDICAL CLINIC			2	100%	2
CVS TX7156POCT RICHARDSON		2			2
CVS MN663POCT APPLE VALLEY		2			2
MASSACHUSETTS DEPARTMENT OF HEALTH			2	100%	2
Kings County Hospital Center			2	100%	2
MEDEXPRESS URGENT CARE - WEXFORD		2			2
Kroger 739 - The Little Clinic La Grange Road		2			2
BREVARD FAMILY WALK IN CLINIC			2	100%	2
DALLAS BAPTIST UNIVERSITY - HEALTH SERVICES			2	100%	2
UMHC HOLLYWOOD LABORATORY			2	100%	2
RAPID URGENT CARE - ALBANY			2	100%	2
CLEARWATER PAIN MANAGEMENT ASSOCIATES			2	100%	2
MINUTECLINIC DIAGNOSTIC OF KANSAS, PC		2			2
MEDEXPRESS URGENT CARE - CONWAY		2			2
TWIN LAKES REHAB & HEALTHCARE		2			2
FEDERAL CORRECTIONAL INSTITUTION MARIANNA			2	100%	2
VITAL CARE CLINIC, LLC			2	100%	2
SUNCOAST BLOOD BANK			2	100%	2

# COVID-19: testing by laboratory

Data through Mar 27, 2021 verified as of Mar 28, 2021 at 09:25 AM

Data in this report are provisional and subject to change.

The numbers in the table below represent the number of Florida and non-Florida residents for whom test results were received by the Department of Health. A person can be tested by more than one laboratory and can have both positive and negative results. **Therefore, the sum of the numbers in each column will be larger than the total number of people tested.**

Reporting lab	Inconclusive	Negative	Positive	Percent positive	Total
THE DOCTOR'S OFFICE OF WEST CALDWELL		2			2
UC CORAL GABLES			2	100%	2
SUNSHINE PHARMACY		2			2
LEHIGH MEDICAL AND RESEARCH CENTER, INC			2	100%	2
HCR MANOR CARE SERVICES OF FLORIDA III INC		2			2
CVS TX7603POCT SAGINAW		2			2
First Care Living Center/Essentia Health			2	100%	2
AZALEA HEALTH AND REHABILITATION		2			2
EXCEL URGENT CARE OF PARAMUS LLC		2			2
CVS MI8091POCT FRASER		2			2
MASSENA HOSPITAL LABORATORY		2			2
EASTSIDE SPORTS COMPLEX			2	100%	2
TENNESSEE VALLEY HCS			2	100%	2
BIRMINGHAM INTERNAL MEDICINE ASSOCIATE		1	1	50%	2
FLORIDA SCHOOL FOR THE DEAF & BLIND			2	100%	2
CVS MA1945POCT HANOVER		2			2
CHARLOTTE COUNTY HEALTH DEPARTMENT			2	100%	2
CVS SC2497POCT LEXINGTON		2			2
MID-FLORIDA HEMATOLOGY AND ONCOLOGY CENTERS		2			2
ONE MEDICAL GROUP		1	1	50%	2
MOBILE COUNTY HEALTH DEPARTMENT		1	1	50%	2
INA		1	1	50%	2
SOUTH DAKOTA DEPARTMENT OF HEALTH		2			2
THE CENTER FOR DISCOVERY		2			2
MEMORIAL HOSPITAL OF CARBONDALE			2	100%	2
Kroger 686 - The Little Clinic Farragut		2			2
Timber Ridge Health Care Center			2	100%	2
Van Wert Manor		2			2
NAVAL MEDICAL CENTER			2	100%	2
BAYCARE LABORATORIES			2	100%	2
WALGREENS NO 10512		1	1	50%	2
VISITING PHYSICIANS OF THE TREASURE COAST LLC			2	100%	2
Kroger 550 - The Little Clinic Bellevue		2			2
ST. ELIZABETH HEALTHCARE			2	100%	2
DESERT HOSPITAL/CPHU CLINICAL LABORATORY			2	100%	2
Parkridge Specialty Care		2			2
SELECT MEDICAL CLINIC			2	100%	2
CVS CA8861POCT BUENA PARK		2			2
NORTHWEST MEDICAL CENTER LABORATORY		2			2
SPRINGS MEDICAL LAB		1	1	50%	2
Cooperstown Center for Nursing and Rehabilitation		2			2
EMORY CLINIC, THE		2			2
NORTHEAST FLORIDA HEALTH SERVICES, INC DBA FAMILY HEALTH SOURCE			2	100%	2
MEMORIAL HERMANN CONSOLIDATED LABORATORY SERVICES			2	100%	2
ADVOCATE SHERMAN HOSPITAL			2	100%	2
Sevierville Health and Rehabilitation		2			2

# COVID-19: testing by laboratory

Data through Mar 27, 2021 verified as of Mar 28, 2021 at 09:25 AM

Data in this report are provisional and subject to change.

The numbers in the table below represent the number of Florida and non-Florida residents for whom test results were received by the Department of Health. A person can be tested by more than one laboratory and can have both positive and negative results. **Therefore, the sum of the numbers in each column will be larger than the total number of people tested.**

Reporting lab	Inconclusive	Negative	Positive	Percent positive	Total
MEDEXPRESS URGENT CARE - CHERRY HILL		2			2
PREMIER MEDICAL LABORATORY			2	100%	2
OCALA REGIONAL KIDNEY CENTER-WEST			2	100%	2
University Plaza Rehabilitation and Nursing			2	100%	2
CONWAY MEDICAL CENTER			2	100%	2
GASTROENTEROLOGY ASSOCIATES			2	100%	2
HUMILITY OF MARY HEALTH PARTNERS			2	100%	2
PALM MEDICAL CENTER - PLANT CITY		2			2
Colonial Manor Nursing and Rehabilitation Center		2			2
CPL LABS			2	100%	2
TULANE MEDICAL CENTER			2	100%	2
MEDEXPRESS URGENT CARE-WILKINS TOWNSHIP, WILLIAM PENN HIGHWAY		2			2
EXPRESSCARE URGENT CARE CENTER			2	100%	2
SOUTHEAST GEORGIA HEALTH SYSTEM			2	100%	2
APALACHEE CENTER INC		2			2
MINUTECLINIC DIAGNOSTIC, PA #10252		2			2
CIGNA GATEWAY			2	100%	2
FLORIDA MEDICAL CLINIC IM LUTz			2	100%	2
Edinboro Manor		2			2
IM&P WELLNES CENTER			2	100%	2
MADISON HOSPITAL LABORATORY			2	100%	2
JMC TALLAHASSEE, LLC			2	100%	2
VALUE DRUGS BRONXVILLE INC		2			2
JOHNSON CITY MEDICAL CENTER		1	1	50%	2
JORDAN VALLEY MEDICAL CENTER			2	100%	2
ST. MARY'S MEDICAL CENTER EVANSVILLE, INC			2	100%	2
The Friendly Home		2			2
PENSACOLA MEDICAL CLINIC LLC			2	100%	2
UNIVERSITY HOSPITAL OF BROOKLYN		2			2
VISTACARE PHARMACY I		2			2
MEDEXPRESS URGENT CARE - BENTON		2			2
DEKALB MEDICAL CENTER LABORATORY			2	100%	2
SOUTHERN BREEZE HEALTHCARE		1	1	50%	2
FLORIDA DEPARTMENT OF HEALTH IN ESCAMBIA COUNTY		1	1	50%	2
Chatham Nursing and Rehab Center		2			2
HEALTH EXPRESS URGENT CARE			2	100%	2
TMH PHYSICIAN PARTNERS MONTICELLO		1	1	50%	2
OELWEIN HEALTH CARE CENTER		2			2
POPLAR HEALTHCARE			2	100%	2
WillowBrooke Court at Westminster Village		2			2
USCG ABBOTT BINAXNOW		1	1	50%	2
Manor Care-Kingston Court of York PA, LLC		2			2
CVS NV8784POCT LAS VEGAS		1	1	50%	2
UNIVERSITY OF ILLINOIS HOSPITAL			2	100%	2
BAPTIST HOSPITAL LABORATORY			2	100%	2
BROOKS -TLC HOSPITAL SYSTEM			2	100%	2

# COVID-19: testing by laboratory

Data through Mar 27, 2021 verified as of Mar 28, 2021 at 09:25 AM

Data in this report are provisional and subject to change.

The numbers in the table below represent the number of Florida and non-Florida residents for whom test results were received by the Department of Health. A person can be tested by more than one laboratory and can have both positive and negative results. **Therefore, the sum of the numbers in each column will be larger than the total number of people tested.**

Reporting lab	Inconclusive	Negative	Positive	Percent positive	Total
APC PEDIATRICS			2	100%	2
BROOKDALE PALM BEACH GARDENS			2	100%	2
CHILDREN'S MEDICAL CENTER-EAST ORLANDO			2	100%	2
The Grand Rehabilitation & Nursing Utica		2			2
The Palms Nursing and Rehabilitation		1	1	50%	2
HACKENSACK MERIDIAN URGENT CARE, PC		2			2
JASPER MEMORIAL HOSPITAL		1	1	50%	2
WALGREENS #15495		1	1	50%	2
KANSAS CITY VA MEDICAL CENTER			2	100%	2
CARE 365			2	100%	2
SANIBEL MEDICAL CLINIC			2	100%	2
PREMIER MOBILE HEALTH SERVICES, LLC			2	100%	2
Medilodge of Monroe		2			2
CLINICAL REFERENCE LABORATORY, INC		2			2
CARE NOW DENTON			2	100%	2
SANFORD REGIONAL HOSPITAL WORTHINGTON		2			2
MEDEXPRESS URGENT CARE - SPRINGFIELD, COOLEY ST		2			2
CVS PA10825POCT PLYMOUTH MEETING		2			2
VA OUTPATIENT PHARMACY			2	100%	2
LAKEVIEW HEALTH CARE SYSTEM LLC			2	100%	2
BLACKBAG DIGITAL HEALTH LLC		2			2
STATE OF FLORIDA			2	100%	2
OSF ST JOSEPH MEDICAL CENTER			2	100%	2
FALLSBURG CHAI		2			2
TRINITAS REGIONAL MEDICAL CENTER		1	1	50%	2
NATIONAL JEWISH HEALTH			2	100%	2
DASCENA LAB			2	100%	2
RAPID MEDLAB (004MO)		2			2
NORTHSIDE HOSPITAL DULUTH		1	1	50%	2
EXPRESS PHARMACY INC		1	1	50%	2
MAGNOLIA ADULT, LLC			2	100%	2
MIDDLE TENN MENTAL HEALTH INSTITUTE		2			2
UWMC MONTLAKE DEPT OF LAB MED			2	100%	2
NORTHSIDE FAMILY MEDICINE AND URGENT CARE (CUMMING)		2			2
MAYO CLINIC GROUP PRACTICE LABORATORY			2	100%	2
VALLEY MEDICAL LABORATORY			2	100%	2
MAWD PATHOLOGY GROUP			2	100%	2
SAFE PMC		2			2
NEMOURS CHILDREN'S PRIMARY CARE THE VILLAGES		2			2
DIVERSE MEDICAL CARE LLC			2	100%	2
DEER'S HEAD CENTER		2			2
CHAPPEL GROUP RESEARCH, THE		2			2
SKIN WELLNESS PHYSICIANS LLC		2			2
URGENT CARE AND SURGERY CENTER			2	100%	2
OMEGA RESEARCH CONSULTANTS			2	100%	2
SIGNAL DIAGNOSTICS DBA FLOWHEALTH LABS			2	100%	2



# COVID-19: testing by laboratory

Data through Mar 27, 2021 verified as of Mar 28, 2021 at 09:25 AM

Data in this report are provisional and subject to change.

The numbers in the table below represent the number of Florida and non-Florida residents for whom test results were received by the Department of Health. A person can be tested by more than one laboratory and can have both positive and negative results. **Therefore, the sum of the numbers in each column will be larger than the total number of people tested.**

Reporting lab	Inconclusive	Negative	Positive	Percent positive	Total
NEW BRIDGE MEDICAL CENTER		2			2
WyndRidge Health & Rehabilitation		2			2
SOUTHERN SURGICAL ARTS		2			2
GULF COAST MEDICAL CENTER RESPIRATORY CARE			2	100%	2
WELLMED AT SOUTH STUART		2			2
SPECTRUM HEALTH			2	100%	2
DEPT OF HEALTH			2	100%	2
BAYMEADOWS PRIMARY CARE		2			2
CONCENTRA - ORLANDO SOUTH II		2			2
NORTHSIDE MEDICAL CENTER		2			2
441 URGENT CARE-MULBERRY			2	100%	2
TWELVE OAKS RECOVERY CENTER			2	100%	2
PALMETTO FAMILY HEALTH CENTER			2	100%	2
MEDEXPRESS - WILMINGTON KIRKWOOD HIGHWAY		2			2
GRACE HEALTHCARE OF LAKE WALES		1	1	50%	2
FLORIDA MEDICAL CENTER			2	100%	2
ADVANCED MEDICAL CARE			2	100%	2
MEMORIAL HOSPITAL OF SOUTH BEND			2	100%	2
SOUTH BAY CORRECTIONAL FACILITY			2	100%	2
NEMOURS CHILDREN'S URGENT CARE LAKE NONA			2	100%	2
NATHAN LITTAUER HOSPITAL LAB		2			2
Providence of Sparta Health and Rehabilitation		2			2
BIOHEALTH MEDICAL LAB INC			2	100%	2
Kroger 441 - The Little Clinic Middletown		2			2
WAKULLA URGENT CARE & DIAGNOSTIC			2	100%	2
MAIN STREET MEDICAL CENTERS		2			2
INTERMOUNTAIN MEDICAL CENTER			2	100%	2
DOWN HOME MEDICAL			2	100%	2
DELAWARE DIAGNOSTICS LABS			2	100%	2
CORNERSTONE MEDICAL CARE OF BRANDON		2			2
HEALTH FIRST MEDICAL GROUP			2	100%	2
NYUMC CLINICAL LABORATORIES			2	100%	2
PREMIER PEDIATRICS LLC			2	100%	2
TGH Brandon Healthplex Laboratory			2	100%	2
CVS MA137POCT QUINCY		2			2
INTEGRATED REGIONAL LABS			2	100%	2
CITRUS HEALTH NETWORK INC			2	100%	2
UVA HEALTH SYSTEM MEDICAL LABORATORIES			2	100%	2
NORTH DAKOTA VETERANS HOME		2			2
MEDERI CARETENDERS		1	1	50%	2
ADVANCED FOOT AND ANKLE OF INDIAN RIVER		2			2
WOMENS CARE FLORIDA LLC-LABORATORY		2			2
MIAMI DADE MEDICAL RESEARCH INSTITUTE			2	100%	2
DAYTON CHILDRENS HOSPITAL LAB			2	100%	2
RIVERVIEW MEDICAL CLINIC		2			2
Stillwater Healthcare		2			2

# COVID-19: testing by laboratory

Data through Mar 27, 2021 verified as of Mar 28, 2021 at 09:25 AM

Data in this report are provisional and subject to change.

The numbers in the table below represent the number of Florida and non-Florida residents for whom test results were received by the Department of Health. A person can be tested by more than one laboratory and can have both positive and negative results. **Therefore, the sum of the numbers in each column will be larger than the total number of people tested.**

Reporting lab	Inconclusive	Negative	Positive	Percent positive	Total
INTEAM HEALTH, INC.			2	100%	2
ASPIRUS RIVERVIEW HOSPITAL & CLINICS INC		1	1	50%	2
AUSTIN REGIONAL CLINIC MICROBIOLOGY LAB			2	100%	2
OPTUM PRIMARY CARE		1	1	50%	2
DUBOIS CONTINUUM OF CARE COMMUNITY INC		2			2
MARTIN MEDICAL CENTER INC		1	1	50%	2
GILA REGIONAL MEDICAL CENTER		2			2
UTMB PATHOLOGY CLINICAL SERVICES LABORATORY			2	100%	2
UPSON REGIONAL MEDICAL CENTER		1	1	50%	2
CATSKILL REGIONAL MEDICAL CENTER		2			2
MERCY CONVENIENT CARE			2	100%	2
LINIL VISITING NURSES, INC		2			2
Cedar Valley Nursing & Rehab Center		2			2
COASTAL MEDICAL LAB			2	100%	2
SPRINGHILL SENIOR RESIDENCE		2			2
Imboden Creek Living Center		2			2
DOCTORS MEDICAL CTR OF WALTON COUNTY			2	100%	2
IN & OUT URGENT CARE METAIRIE			2	100%	2
LACORP		1	1	50%	2
COUNTRY COTTAGE		2			2
NORTH MCALLEN PEDIATRIC CENTER			2	100%	2
CITRUS PARK			2	100%	2
UNITED MEMORIAL MEDICAL CENTER			2	100%	2
MEDEXPRESS URGENT CARE - OMAHA N 72 ST		2			2
GREEN POINT RX INC DBA ALTRU CHEMISTS		2			2
MANASOTA PEDIATRICS			2	100%	2
UK HEALTHCARE			2	100%	2
WURLAND NURSING AND REHABILITATION, L		2			2
TALLAHASSEE MEMORIAL HEALTHCARE FAMILY MED RESIDENCY			2	100%	2
PM PEDIATRICS OF BAYSIDE PLLC - HOPEWELL JUNCTION		2			2
RHODE ISLAND DEPARTMENT OF HEALTH LABORATORIES			2	100%	2
Great Lakes Health Center			2	100%	2
CVS NV5942POCT LAS VEGAS		2			2
Alden Terrace of McHenry			2	100%	2
VA Greater LA HCS-Santa Maria OPC			2	100%	2
LABTOX LABORATORIES			2	100%	2
VA SALT LAKE CITY HCS		2			2
KEATING SPORTS CENTER		2			2
CVS AZ5892POCT LAVERN		2			2
EASTERN NIAGARA HOSPITAL		2			2
Avanti Wellness and Rehab			2	100%	2
LOWELL GENERAL HOSPITAL			2	100%	2
LONG, SARAH		1	1	50%	2
CVS MA41POCT TAUNTON		2			2
THE RIM URGENT CARE			2	100%	2
GERM BUSTERS 911 LLC			2	100%	2

# COVID-19: testing by laboratory

Data through Mar 27, 2021 verified as of Mar 28, 2021 at 09:25 AM

Data in this report are provisional and subject to change.

The numbers in the table below represent the number of Florida and non-Florida residents for whom test results were received by the Department of Health. A person can be tested by more than one laboratory and can have both positive and negative results. **Therefore, the sum of the numbers in each column will be larger than the total number of people tested.**

Reporting lab	Inconclusive	Negative	Positive	Percent positive	Total
MINUTECLINIC DIAGNOSTIC OF OHIO #6192		2			2
Kroger 127 - The Little Clinic Lakewood-Alameda		2			2
CVS OH3980POCT KENT		2			2
LILY PHARMACY		2			2
BAPTIST HOSPITAL PRIMARY CARE GULF BREEZE			2	100%	2
EASTSIDE MEDICAL CENTER		2			2
SOUTH TAMPA AFTER HOURS CLINIC			2	100%	2
CHESTERFIELD HEALTHCARE GROUP, INC		2			2
WEST COAST PEDIATRICS			2	100%	2
BOND COMMUNITY HEALTH CENTER			2	100%	2
NOVA SOUTHEASTERN UNIVERSITY - STUDENT MEDICAL CTR			2	100%	2
PARKLAND HEALTH & HOSPITAL			2	100%	2
Holiday Retirement Home			2	100%	2
FL DEPT OF HEALTH MARION COUNTY MOBILE HEALTH UNIT			2	100%	2
LIFETIME FAMILY URGENT CARE			2	100%	2
ELMHURST MEMORIAL HOSPITAL			2	100%	2
ADVENTHEALTH IMAGING PARTIN SETTLEMENT			2	100%	2
SOUTHEASTERN INSTITUTE OF RESTORATIVE MEDICINE		1	1	50%	2
BROOKDALE ALTAMONTE SPRINGS			2	100%	2
Alden Des Plaines			2	100%	2
CITY OF NEW YORK DEPARTMENT OF HEALTH			2	100%	2
SOWAL HEALTH & DRUG			2	100%	2
FRASER MEMORIAL HOSPITAL		1	1	50%	2
DNA DIAGNOSTICS CENTER		2			2
CVS KY2332POCT GEORGETOWN		1	1	50%	2
107TH PLACE GROUP HOME		2			2
University Center East			2	100%	2
FLORIDA KEYS PED & ADOLES CTR			2	100%	2
CANDLER HOSPITAL PATHOLOGY LABORATORY		2			2
WELL HEALTH LABS			2	100%	2
PALM CITY NURSING AND REHAB CENTER			2	100%	2
MAYO CLINIC COUMADIN CLINIC LABORATORY		1	1	50%	2
SCDHEC BUREAU OF LABORATORIES			2	100%	2
RAPID RESULT CORP LLC		1	1	50%	2
EMORY JOHNS CREEK HOSPITAL		2			2
BAYCARE OUTREACH LAB			2	100%	2
Englewood Health Care Center		2			2
TIFT REGIONAL HLTH SYSTEM, INC DBA SOU		2			2
MINUTECLINIC DIAG OF IND, LLC #6250		2			2
WALGREENS #05477		2			2
Virginia Gay Nursing and Rehab		2			2
SPECTRA EAST INC		1	1	50%	2
PATIENT FIRST MEDICAL CENTER-CARYTOWN			2	100%	2
CARELINE PHARMACY AND HEALTHCARE SERVICES		1	1	50%	2
MEMORIAL HERMANN			2	100%	2
A+ URGENT/PRIMARY CARE			2	100%	2

# COVID-19: testing by laboratory

Data through Mar 27, 2021 verified as of Mar 28, 2021 at 09:25 AM

Data in this report are provisional and subject to change.

The numbers in the table below represent the number of Florida and non-Florida residents for whom test results were received by the Department of Health. A person can be tested by more than one laboratory and can have both positive and negative results. **Therefore, the sum of the numbers in each column will be larger than the total number of people tested.**

Reporting lab	Inconclusive	Negative	Positive	Percent positive	Total
AMICUS MEDICAL CENTER LLC			2	100%	2
RCA LABORATORY SERVICES LLC			2	100%	2
FAMILY CARE SPECIALISTS OF ORLANDO			2	100%	2
ENVOY OF FORK UNION, LLC DBA ENVOY AT THE VILLAGE		2			2
CLEVELAND CLINIC FLORIDA LABORATORY			2	100%	2
SWEETWATER NURSING CENTER		2			2
CARTERSVILLE MEDICAL CENTER			2	100%	2
Elba Nursing and Rehabilitation Center, LLC		2			2
PALM BEACH DIABETES & ENDOCRINE SPECIALISTS PA			2	100%	2
EXCEPTIONAL EMERGENCY CENTER - AMARILLO			2	100%	2
ST JOSEPH'S HOSPITAL INC			2	100%	2
ADVENTHEALTH EAST ORLANDO EMPLOYEE CLINIC		2			2
GALEN BAYLOR EXTENSION		2			2
TEQUESTA FAMILY MEDICAL CENTER LLC			2	100%	2
MAJESTIC OAKS			2	100%	2
Macon Valley Nursing and Rehabilitation Center		2			2
SUMMIT URGENT CARE PS			2	100%	2
INTERNAL MEDICINE ASSOCIATES-DUNELLON			2	100%	2
MEDEXPRESS URGENT CARE - LINCOLN N 26T		2			2
CEDARS-SINAI MEDICAL CENTER			2	100%	2
MINUTECLINIC #1773		2			2
ATLANTIC DIAGNOSTICS			2	100%	2
MARCO ISLAND HOSPITAL INC D/B/A		1	1	50%	2
KR AT COLLEGE HARBOR		2			2
NEW GEN LABS			2	100%	2
CVS NC2559POCT CHARLOTTE		2			2
NEW YORK PSYCHIATRIC INSTITUTE		2			2
BROOKSVILLE DIALYSIS			2	100%	2
HAPPY KIDZ PEDIATRICS PL		1	1	50%	2
NORTHSIDE HOSPITAL D/B/A ARTHRITIS		2			2
RIDGEFIELD PEDIATRIC ASSOCIATES		2			2
NEMOURS CHILDREN'S PRIMARY CARE OF VERO BEACH			2	100%	2
FALCON HEALTH CENTER			2	100%	2
ASHLEY PEDIATRICS			2	100%	2
MEDICAL ASSOCIATES OF BREVARD DR S VYAS			2	100%	2
MATHER HOSPITAL			2	100%	2
PINELLAS CHD - CLEARWATER		1	1	50%	2
Lake Charles Healthcare LLC dba Landmark Lake Charles			2	100%	2
CVS AZ7841POCT TUCSON		2			2
VALUE DRUGS GREENLAWN INC		2			2
WATERS PEDIATRIC CENTER			2	100%	2
ROCKEFELLER UNIVERSITY CLINICAL GENOMICS LABORATOR		2			2
HUMC		1	1	50%	2
JOHN D. ARCHBOLD MEM. HOSPITAL			2	100%	2
MIDWAY PRIMARY CARE LLC		2			2
CATHOLIC HEALTH LABORATORY SERVICES		2			2

# COVID-19: testing by laboratory

Data through Mar 27, 2021 verified as of Mar 28, 2021 at 09:25 AM

Data in this report are provisional and subject to change.

The numbers in the table below represent the number of Florida and non-Florida residents for whom test results were received by the Department of Health. A person can be tested by more than one laboratory and can have both positive and negative results. **Therefore, the sum of the numbers in each column will be larger than the total number of people tested.**

Reporting lab	Inconclusive	Negative	Positive	Percent positive	Total
CVS IL7017POCT BLOOMINGTON		2			2
MEDEXPRESS URGENT CARE - MARTINSVILLE		2			2
Kroger 477 - The Little Clinic Fort Mitchell		2			2
Iowa Veterans Home		2			2
UNIVERSITY OF MISSOURI HEALTH CARE			2	100%	2
MEDEXPRESS URGENT CARE - MYLAN			2	100%	2
SYLVAN NURSING			2	100%	2
NEWTON MEMORIAL HOSPITAL		2			2
CVS NV5286POCT HENDERSON		2			2
Birchaven		2			2
Greystone Nursing and Rehab, LLC			2	100%	2
EVERYBODY'S FAMILY CLINIC		2			2
CVS MA2125POCT NATICK		1	1	50%	2
KAISER SUNNYSIDE MEDICAL CTR LAB		2			2
FHCP ASC - ORANGE CITY			2	100%	2
CVS MA1877POCT NORTON		2			2
CVS NH6596POCT HAMPTON		2			2
Providence VAMC		2			2
PUBLIX PHARMACY #1092		2			2
GOUVERNEUR HOSPITAL LABORATORY		2			2
Eagle Health and Rehabilitation		2			2
LIFESPRING COMMUNITY HEALTH		2			2
PRIMARY HEALTH CARE ASSOCIATES INC			2	100%	2
CONEMAUGH MEMORIAL MEDICAL CENTER		2			2
HCA HOUSTON ER 24/7			2	100%	2
MERCY HEALTH			2	100%	2
WALGREENS #06583		2			2
FLORIDA MEDICAL CLINIC RADIOLOGY DALE MABRY		2			2
PM PEDIATRICS OF BAYSIDE, PLLC - RIVE		2			2
PIEDMONT WALTON HOSPITAL		2			2
CLEVELAND CLINIC IMAGING			2	100%	2
BAPTIST HEALTHCARE - LAKEVIEW CENTER INC		2			2
AFC URGENT CARE GUNBARREL			2	100%	2
MAJESTIC GUARDIANS			2	100%	2
SIGNATURE CARE LEWISVILLE-EMERGENCY CENTER		1	1	50%	2
BAYSHORE MEDICAL CENTER			2	100%	2
ADVENT HEALTH CENTRAL TEXAS		1	1	50%	2
CSS- TWELVE OAKS			2	100%	2
PLASMA MED RESEARCH DBA		2			2
ACKERMAN CANCER CENTER		2			2
LEXINGTON PLACE			2	100%	2
EVENING PEDIATRICS INC		1	1	50%	2
Heartland Healthcare Center Boca Raton			2	100%	2
CHI MEMORIAL PRIMARY CARE ASSOCIATES-A		2			2
SIMPLY HEALTHCARE AND WELLNESS CLINIC, PC			2	100%	2
RAINY LAKE MEDICAL CENTER			2	100%	2

# COVID-19: testing by laboratory

Data through Mar 27, 2021 verified as of Mar 28, 2021 at 09:25 AM

Data in this report are provisional and subject to change.

The numbers in the table below represent the number of Florida and non-Florida residents for whom test results were received by the Department of Health. A person can be tested by more than one laboratory and can have both positive and negative results. **Therefore, the sum of the numbers in each column will be larger than the total number of people tested.**

Reporting lab	Inconclusive	Negative	Positive	Percent positive	Total
KIDSVILLE PEDIATRICS IV PA		1	1	50%	2
FLORIDA COMMUNITY HEALTH CENTERS, INC.			2	100%	2
PALM COAST DIALYSIS		2			2
BD MEDICAL SYSTEMS			2	100%	2
Huntington Health Care and Rehabilitation Center		2			2
Jacob's Creek Nursing and Rehabilitation Center		2			2
MEDAILLE COLLEGE WELLNESS CENTER		2			2
BERGEN COUNTY SURGICAL AND ENDOSCOPY CENTER		2			2
Iron County Medical Care Facility		2			2
PALM WEST INTERNIST PA			2	100%	2
CONCENTRA - PLANT CITY		2			2
CVS OH3329POCT LAKEWOOD		2			2
MANSFIELD MEDICAL LODGE			2	100%	2
STOP URGENT CARE			2	100%	2
MAYO CLINIC BEACHES PRIMARY CARE CTR		2			2
DRR JMC URGENT CARE DONALD ROSS			2	100%	2
ST JOHN'S RIVERSIDE HOSPITAL		2			2
Good Samaritan Society Waukon		2			2
EXCELTOX LABORATORIES LLC		2			2
BAY CORRECTIONAL AND REHABILITATION FACILITY			2	100%	2
UF KANAPAH LAB BEAKER		2			2
SOMA MEDICAL CENTER P.A. #4			2	100%	2
PRONTO URGENT CARE			2	100%	2
PLAINS REGIONAL MEDICAL CENTER		2			2
LAB CORP OF AMER SAN DIEGO			2	100%	2
MOUNT SINAI MEDICAL CENTER OF FLORIDA, INC			2	100%	2
SACRED HEART HOSPITAL ON THE EMERALD			2	100%	2
CARENOW LENEXA			2	100%	2
CARTER BLOOD CARE			2	100%	2
MEMORIAL HERMANN HOSPITAL			2	100%	2
WALGREENS #04176		1	1	50%	2
METROHEALTH SYSTEM			2	100%	2
ARCPPOINT LABS OF ALTAMONTE SPRINGS			2	100%	2
FLORIDA MEDICAL CLINIC CARDIOLOGY-ZH			2	100%	2
NORTH OKALOOSA PHYSICIAN GRP - WALK IN CLINIC			2	100%	2
MIDLAND MEMORIAL HOSPITAL			2	100%	2
MAGNOLIA MANOR OF COLUMBUS		2			2
ROUTE 16 PHARMACY LLC DBA HOLLAND PHAR		2			2
Absolut Care at Three Rivers		2			2
EASTERN NEW MEXICO UNIVERSITY STUDENT		2			2
GARDENS PEDIATRICS			2	100%	2
ESCANDON DIAGNOSTIC CLINIC			2	100%	2
Oak Creek Terrace		2			2
PROSPECT URGENT CARE			2	100%	2
CROSSROADS URGENT CARE DBA URGENT TEA		2			2
ROCKWALL URGENT CARE			2	100%	2

# COVID-19: testing by laboratory

Data through Mar 27, 2021 verified as of Mar 28, 2021 at 09:25 AM

Data in this report are provisional and subject to change.

The numbers in the table below represent the number of Florida and non-Florida residents for whom test results were received by the Department of Health. A person can be tested by more than one laboratory and can have both positive and negative results. **Therefore, the sum of the numbers in each column will be larger than the total number of people tested.**

Reporting lab	Inconclusive	Negative	Positive	Percent positive	Total
MEDEXPRESS URGENT CARE-SALINA, S 9TH ST		2			2
HEALTH & REHAB CTR AT DOLPHINS VIEW, THE			2	100%	2
CVS IN6608POCT NEW PALESTINE			2	100%	2
MY PHARMACY			2	100%	2
BUCKINGHAM PAVILION INC		2			2
BFT LAB			2	100%	2
ALVERNO CLINICAL LABORATORIES			2	100%	2
DALLAS MEDICAL CENTER			2	100%	2
FIRST PREVENTION AND DIALYSIS CENTER LLC			2	100%	2
HERNANDO CHILDREN'S			2	100%	2
CVS AZ5477POCT SURPRISE		2			2
MINUTECLINIC DIAGNOSTIC PA #7110		2			2
PRIMACARE MEDICAL LAKEWOOD			2	100%	2
BOSTON PUBLIC HEALTH COMMISSION			2	100%	2
ROYAL OAK MEDICAL CENTER LLC DBA CHARACTER FAMILY			2	100%	2
NIAGARA APOTHECARY INC		2			2
AHC PARIS		2			2
ACCESS MEDICAL GROUP OF FLORIDA CITY			2	100%	2
ARLINGTON DIALYSIS CENTER LLC		2			2
BAPTIST HEALTH LEXINGTON			2	100%	2
PALMS OF FT MYERS,THE			2	100%	2
Kroger 101 - The Little Clinic Hill Top		2			2
MEDEXPRESS URGENT CARE - RUNNEMEDE		1	1	50%	2
PENINSULA REGIONAL MED CTR LAB			2	100%	2
CROSSTOWN PHARMACY		2			2
Lynwood		2			2
PHOEBE PUTNEY MEMORIAL HOSPITAL		2			2
WHITESANDS OUTPATIENT TREATMENT		2			2
NEXTCARE WYOMING LLC			2	100%	2
ADVENTIST HINSDALE HOSPITAL LABORATORY			2	100%	2
TEXAS REGIONAL ASTHMA & ALLERGY CENTER			2	100%	2
WASHINGTON STATE DEPARTMENT OF HEALTH PUBLIC HEALTH LABORATORIES			2	100%	2
VAULT MEDICAL SERVICES		1	1	50%	2
HOLY FAMILY MEDICAL CENTER		1	1	50%	2
ACCESS MEDICAL GROUP OF TAMPA II, INC		2			2
ST LUKES HOSPITAL			2	100%	2
EDGEWATER RETIREMENT MANOR			2	100%	2
MOORE CLINICAL RESEARCH INC			2	100%	2
INSTANT MEDICAL CARE CENTER		1	1	50%	2
DELRAY BEACH HEALTH CENTER			2	100%	2
CLEAR LAKE REGIONAL MEDICAL CENTER			2	100%	2
CVS OH4301POCT NORTHFIELD		2			2
OAKMONT WEST- GREENVILLE SC		2			2
SCIENTIFIC LABORATORY COMPANY		2			2
CHNJ		2			2
Kroger 400 - The Little Clinic Hartley Bridge Rd		1	1	50%	2

# COVID-19: testing by laboratory

Data through Mar 27, 2021 verified as of Mar 28, 2021 at 09:25 AM

Data in this report are provisional and subject to change.

The numbers in the table below represent the number of Florida and non-Florida residents for whom test results were received by the Department of Health. A person can be tested by more than one laboratory and can have both positive and negative results. **Therefore, the sum of the numbers in each column will be larger than the total number of people tested.**

Reporting lab	Inconclusive	Negative	Positive	Percent positive	Total
STAGES OF LIFE MEDICAL INSTITUTE			2	100%	2
CVS MA920POCT CLINTON		2			2
BAYCARE OUTREACH LAB WH SOUTH			2	100%	2
CDK LIBERTY ENTERPRISES, LLC		2			2
ATVIVO LLC		2			2
SAWGRASS PEDIATRIC PARTNERS LLC			2	100%	2
AFC PHYSICIANS OF FLORIDA, PA			2	100%	2
ROYAL CARE MEDICAL CENTER			2	100%	2
PARKRIDGE MEDICAL CENTER			2	100%	2
CENTRAL ARKANSAS VETERANS HEALTHCARE SYSTEM - VETERANS AFFAIRS			2	100%	2
CVS MA217POCT TEWKSBURY		2			2
Camellia Gardens		2			2
Bedford Care Center of Hattiesburg		2			2
CORE OCCUPATIONAL RESOURCES, LLC			2	100%	2
Church Creek SNF			2	100%	2
WILSON MEMORIAL HOSPITAL			2	100%	2
MEDICAL CENTER LABORATORY			2	100%	2
HOME ACCESS HEALTH			2	100%	2
MEASE COUNTRYSIDE HOSPITAL CARDIAC REH			2	100%	2
HOCHBERG LOWER SCHOOL		2			2
RIGHT AT HOME			2	100%	2
TEMPUS_LABS			2	100%	2
RABI SINHA, MD		2			2
MINERS COLFAX MEDICAL CENTER		2			2
SUMMERFIELD RETIREMENT LIVING, INC			2	100%	2
UNIVERSITY OF MARYLAND MEDICAL CENTER			2	100%	2
HAMILTON CHD		2			2
ORLANDO HEALTH PHYSICIAN GROUP INC			2	100%	2
AUGUSTA HEALTH SKILLED CARE			2	100%	2
Beth Shalom Home of Eastern Virginia		1	1	50%	2
AYASS BIOSCIENCE LLC			2	100%	2
Workmens Circle Multicare Center		2			2
PUBLIC HEALTH LABORATORY	1		1	50%	2
PHOEBE BERKS HEALTH CARE CENTER		2			2
INSPIRE HEALTHCARE CENTER			2	100%	2
UW HOSPITAL AND CLINICS		1	1	50%	2
RIVER CITY MEDICAL ASSOCIATES, INC			2	100%	2
JACKSON LABORATORY OF GENOMIC MEDICINE		2			2
THE FOUNTAIN AT BOCA CIEGA BAY		2			2
WARD MEMORIAL HOSPITAL		2			2
MEDEXPRESS URGENT CARE - SPRINGDALE, S 40TH STREET		2			2
UNIVERSITY OF MIAMI SCCC RESEARCH LABORATORY			2	100%	2
FLORIDA MEDICAL CENTER OF CLEARWATER		2			2
SMITH NORTHVIEW HOSPITAL LAB			2	100%	2
MEDSTAR HARBOR HOSPITAL			2	100%	2
FLORIDA DEPARTMENT OF HEALTH PINELLAS COUNTY-			2	100%	2



# COVID-19: testing by laboratory

Data through Mar 27, 2021 verified as of Mar 28, 2021 at 09:25 AM

Data in this report are provisional and subject to change.

The numbers in the table below represent the number of Florida and non-Florida residents for whom test results were received by the Department of Health. A person can be tested by more than one laboratory and can have both positive and negative results. **Therefore, the sum of the numbers in each column will be larger than the total number of people tested.**

Reporting lab	Inconclusive	Negative	Positive	Percent positive	Total
UT PATH			2	100%	2
ADVENTHEALTH MEDICAL GROUP FAMILY AND INTERNAL		1	1	50%	2
ADVANTA LABS, LLC		1			1
COSTAMED GRUPO MEDICO			1	100%	1
EDGAR PRICE FAMILY & CHILDREN HEALTHCARE CENTER			1	100%	1
Senatobia Healthcare & Rehab		1			1
JPS HEALTH CENTER AT TRUE WORTH PLACE			1	100%	1
SIGNATURE CARE MIDLAND			1	100%	1
WAKE FOREST MEDICAL CENTER LABORATORY			1	100%	1
Country View of Sunbury			1	100%	1
SURGERY CENTER, THE			1	100%	1
CVS IL2297651CV JOLIET		1			1
PowerBack Piscataway Center		1			1
Nemours Children's Clinic-Orla			1	100%	1
Kroger 923 - The Little Clinic Centerville		1			1
BIOMAT ORLANDO		1			1
SOUTHERN FAMILY HEALTH			1	100%	1
PROGRESSIVE MEDICAL RESEARCH			1	100%	1
HOLYOKE MEDICAL CENTER			1	100%	1
Kroger 527 - The Little Clinic Hwy 70 S.		1			1
CROZER-CHESTER MEDICAL CENTER			1	100%	1
MEDSTAR HEALTH URGENT CARE			1	100%	1
UCH LAB			1	100%	1
SUMMER PLACE NURSING & REHABILITATION		1			1
RED HOOK FAMILY PRACTICE		1			1
Elderwood at Lancaster		1			1
MD NOW MEDICAL CENTERS, INC			1	100%	1
BEACH CARE PLLC			1	100%	1
MEDCOR INC			1	100%	1
PROFESSIONAL DIALYSIS CENTER			1	100%	1
VA Tennessee Valley HCS-Nashville Campus			1	100%	1
HEALTH FIRST MEDICAL GROUP LLC			1	100%	1
CLINICAL MICROBIOLOGY LAB FAIRVIEW UNIVERSITY HOSPITAL			1	100%	1
CONCENTRA - TAMPA EAST		1			1
NORTHEAST TEXAS DIALYSIS		1			1
ADVENTHEALTH MEDICAL GROUP INTERNAL MEDICINE AT MILLS			1	100%	1
RED BUG LAKE ROAD OVIEDO COVID			1	100%	1
Carington Park			1	100%	1
ADVENTHEALTH WATERMAN COMMUNITY CLINIC			1	100%	1
Bayou Vista Community Care Center			1	100%	1
MEDICAL CENTER AFFILIATES PALM SPRINGS			1	100%	1
INNOVATIVE CARE II LLC			1	100%	1
EUGENE T FINAN, MD			1	100%	1
White River Health Care Center		1			1
ENT & ALLERGY ASSOCIATES, LLP - SLEEPY HOLLOW (ABBOTT)		1			1
HEALTHPLUS			1	100%	1

# COVID-19: testing by laboratory

Data through Mar 27, 2021 verified as of Mar 28, 2021 at 09:25 AM

Data in this report are provisional and subject to change.

The numbers in the table below represent the number of Florida and non-Florida residents for whom test results were received by the Department of Health. A person can be tested by more than one laboratory and can have both positive and negative results. **Therefore, the sum of the numbers in each column will be larger than the total number of people tested.**

Reporting lab	Inconclusive	Negative	Positive	Percent positive	Total
Manor Care of Dallastown d/b/a ManorCare Health Services - Dallastown		1			1
Sanford Health & Rehabilitation			1	100%	1
JET MEDICAL CENTER			1	100%	1
THYROID SPECIALTY LABORATORY			1	100%	1
FELD ENTERTAINMENT			1	100%	1
PREVENTIVE CARDIOLOGY AND INTERNAL MEDICINE ASSOCI			1	100%	1
FORT MYERS DIALYSIS		1			1
CLARKSVILLE MANOR INC		1			1
CORE OCCUPATIONAL MEDICINE			1	100%	1
15 TO KNOW			1	100%	1
Wetumpka Health and Rehab, LLC		1			1
YOUR HEALTH PEDIATRICS INC			1	100%	1
OUCH URGENT CARE			1	100%	1
BAPTIST HOSPITAL FAMILY MEDICINE &			1	100%	1
Accordius Health at Gastonia			1	100%	1
San Antonio Residence and Rehabilitation Center		1			1
AVALON MEDICAL GROUP			1	100%	1
LYSTER MAIN LAB, FT RUCKER		1			1
NEW ULM MEDICAL CENTER			1	100%	1
JOHN D. ARCHBOLD MEMORIAL HOSPITAL			1	100%	1
FAU MEMORY & WELLNESS CENTER			1	100%	1
STAT EMERGENCY CENTER			1	100%	1
LAB. CORP. OF AMERICA			1	100%	1
METHODISM MIDLOTHIAN MEDICAL CENTER			1	100%	1
ALBUQUERQUE INDIAN HEALTH CENTER		1			1
SAINT JOSEPHS HOSPITAL OF ATLANTA			1	100%	1
REELFOOT FAMILY WALK-IN CLINIC		1			1
CAROLINAS HEALTHCARE SYSTEM LAB			1	100%	1
WELLSTAR NORTH FULTON HOSPITAL LABORAT		1			1
NABI		1			1
GENESIS MICROBIOLOGY LAB		1			1
GENESEE COUNTY HEALTH DEPARTMENT		1			1
EASTSIDE MEDICAL CLINIC		1			1
CARSON NURSING AND REHABILITATION CENTER		1			1
ABSOLUTE CAREGIVERS HOME HEALTH AGENCY INC			1	100%	1
ER NEAR ME HULEN		1			1
Kroger 909 - The Little Clinic Hamilton			1	100%	1
MOUNT ST MARYS HOSPITAL OF NIAGARA FALLS			1	100%	1
CORDOVA FAMILY PRACTICE			1	100%	1
ADVENTHEALTH MEDICAL GROUP UROLOGY AT EAST ORLANDO		1			1
Arch Plaza Nursing and Rehabilitation Center			1	100%	1
FIRSTCARE MEDICAL CENTER			1	100%	1
GAMMA HEALTHCARE, INC		1			1
LAS PALMAS MEDICAL CENTER			1	100%	1
SILVERMAN			1	100%	1
DORNOCH PLACE DEL PRADO		1			1

# COVID-19: testing by laboratory

Data through Mar 27, 2021 verified as of Mar 28, 2021 at 09:25 AM

Data in this report are provisional and subject to change.

The numbers in the table below represent the number of Florida and non-Florida residents for whom test results were received by the Department of Health. A person can be tested by more than one laboratory and can have both positive and negative results. **Therefore, the sum of the numbers in each column will be larger than the total number of people tested.**

Reporting lab	Inconclusive	Negative	Positive	Percent positive	Total
LSU MEDICAL CENTER			1	100%	1
Kroger 699 - The Little Clinic Smyrna		1			1
HEALTH CLINIC,THE		1			1
Kroger 410 - The Little Clinic Trinity		1			1
URGENT 202 COX CREEK PKWY		1			1
EAST TENNESSEE STATE UNIVERSITY		1			1
BRUSHY CREEK FAMILY HOSPITAL			1	100%	1
THE INTERNAL MEDICAL GROUP		1			1
CONSOLIDATED			1	100%	1
CVS HEALTH, #5962		1			1
UNITED HEALTHCARE			1	100%	1
FLORIDA HOSPITAL ORMOND BEACH			1	100%	1
Schenectady Center for Rehabilitation & Nursing		1			1
RESTORE MEDICAL PARTNERS PLLC			1	100%	1
HAVASU REGIONAL MEDICAL CENTER			1	100%	1
CELEBRATION FAMILY PHYSICIANS LLC			1	100%	1
CONSULATE HEALTH CARE OF VERO BEACH			1	100%	1
ATMORE COMMUNITY HOSPITAL			1	100%	1
FIRST CARE OF GAINESVILLE			1	100%	1
EVANS FAMILY CARE PA			1	100%	1
LIFE CARE CENTER OF HILTON HEAD		1			1
MEDEXPRESS URGENT CARE, MILLCREEK		1			1
CARENOW URGENT CARE-HENDERSONVILLE		1			1
ACCESS TOTAL CARE - PORTLAND			1	100%	1
SEGAL INSTITUTE FOR CLINICAL RESEARCH INC			1	100%	1
PROVIDENCE HOSPITAL			1	100%	1
Riverside Nursing & Rehabilitation Center		1			1
Glenview Terrace Nursing Center		1			1
Florence Home		1			1
RAPID MEDLAB (002M0)		1			1
Kroger 929 - The Little Clinic Corryville		1			1
FLORIDA DIGESTIVE AND LIVER SPECIALISTS			1	100%	1
BOCA RATON REGIONAL HOSPITAL		1			1
ALLEGHENY GENERAL HOSPITAL			1	100%	1
DOYLESTOWN HOSPITAL			1	100%	1
COMMUNITY HOSPITALS INDIANAPOLIS			1	100%	1
NEMOURS CHILDRENS URGENT CARE			1	100%	1
FRESENIUS KIDNEY CARE OCALA			1	100%	1
HUNTERS CREEK MEDICAL ASSOCIATES PA		1			1
RINGLING HEALTH CENTER			1	100%	1
MEDIPLUS CLINIC, INC			1	100%	1
GENEVA FAMILY HEALTH			1	100%	1
PENROSE HOSPITAL			1	100%	1
SCHUYLER HOSPITAL		1			1
TMH URGENT CARE CENTER			1	100%	1
COVENANT HOSPITAL HOBBS D/B/A COVENANT		1			1

# COVID-19: testing by laboratory

Data through Mar 27, 2021 verified as of Mar 28, 2021 at 09:25 AM

Data in this report are provisional and subject to change.

The numbers in the table below represent the number of Florida and non-Florida residents for whom test results were received by the Department of Health. A person can be tested by more than one laboratory and can have both positive and negative results. **Therefore, the sum of the numbers in each column will be larger than the total number of people tested.**

Reporting lab	Inconclusive	Negative	Positive	Percent positive	Total
Melbourne Terrace Rehabilitation Center			1	100%	1
MOBILE HEALTH MEDICAL SERVICES PC		1			1
Mercy Manor Transition Center			1	100%	1
EXPRESS CARE OF OCALA			1	100%	1
MEDEXPRESS URGENT CARE - PATRICK STREE			1	100%	1
EDWARD HOSPITAL			1	100%	1
COMMUNITY CARE CENTER□		1			1
REGENTS PARK OF JACKSONVILLE			1	100%	1
NORTH SHORE MEDICAL CENTER - SALEM HOSPITAL			1	100%	1
SUNY AT STONY BROOK			1	100%	1
PAUL C SCHWARTZ & MELVIN L WEIDMAN		1			1
PARKWAY REGIONAL MEDICAL CENTER LAB			1	100%	1
MEMORIAL HOSPITAL LOS BANOS			1	100%	1
J F K PEDIATRICS			1	100%	1
CHC			1	100%	1
CHILDRENS SPECIALIST PEDIATRIC PULMMOLOGY &			1	100%	1
TMH PHYSICIAN PARTNERS QUINCY			1	100%	1
VCU HEALTH SYSTEM AUTHORITY - MCV HOSPITALS			1	100%	1
WHEATON FRANCISCAN LABORATORY			1	100%	1
GADSDEN FAMILY PRACTICE		1			1
FRANKLIN CBOC			1	100%	1
CLEVELAND HEARTLAB			1	100%	1
CHILDRENS HEALTHCARE CTE OF NORTHERN		1			1
FLAGLER MEDICAL ASSOCIATES PA			1	100%	1
CARESPOT - WELLINGTON			1	100%	1
MEDEXPRESS URGENT CARE - UNIONTOWN		1			1
Oak Hill Health & Rehabilitation Center			1	100%	1
TMH PHYSICIAN PARTNERS			1	100%	1
SOUTHWESTERN VERMONT MEDICAL CENTER			1	100%	1
ARLINGTON ADULT RESIDENTIAL FACILITY, INC			1	100%	1
MEMORIAL HERMANN SOUTHWEST HOSPITAL			1	100%	1
PENSACOLA PATHOLOGY		1			1
TALLAHASSEE DIALYSIS		1			1
NORTH WEST FLORIDA DIAGNOSTIC ENOCRINOLOGY CLINIC			1	100%	1
SEATTLE-KING COUNTY			1	100%	1
METROWEST MEDICAL CENTER - FRAMINGHAM			1	100%	1
PROMUS DIAGNOSTICS, LLC			1	100%	1
LOUISIANA STATE LAB			1	100%	1
SANTA MONICA CA-UCLA MC			1	100%	1
NORTH MIAMI BEACH SURGICAL CENTER			1	100%	1
Perham Living			1	100%	1
Walgreens #3049		1			1
APOLLOMDX LLC			1	100%	1
Greene Meadows Nursing and Rehabilitation Center		1			1
FAMILY PRACTICE OF CENTRAL FLORIDA PA			1	100%	1
Crisp Regional Nursing and Rehab Center		1			1

# COVID-19: testing by laboratory

Data through Mar 27, 2021 verified as of Mar 28, 2021 at 09:25 AM

Data in this report are provisional and subject to change.

The numbers in the table below represent the number of Florida and non-Florida residents for whom test results were received by the Department of Health. A person can be tested by more than one laboratory and can have both positive and negative results. **Therefore, the sum of the numbers in each column will be larger than the total number of people tested.**

Reporting lab	Inconclusive	Negative	Positive	Percent positive	Total
SARHA DOCTORS CENTER			1	100%	1
MOBILE MEDICAL CLINIC			1	100%	1
EAGLE COUNTY HEALTH AND HUMAN SERVICES			1	100%	1
PRIMARY & URGENT CARE CENTERS			1	100%	1
THE DOCTORS OFFICE OF BRICK, LLC		1			1
LONG ISLAND MINIMALLY INVASIVE SURGERY		1			1
Kroger 356 - The Little Clinic Middletown		1			1
MEDEXPRESS URGENT CARE - ROCKAWAY		1			1
CVS KS8601POCT OVERLAND PARK			1	100%	1
ADVANCE GASTROENTEROLOGY			1	100%	1
VIVIAN SIMMONS FAMILY PRACTICE			1	100%	1
EVERGREEN NURSING HOME		1			1
Crowne Health Care of Eufaula		1			1
URGENT DOC -NACOGODOCHES CLINIC			1	100%	1
WALMART PHARMACY 10-4554		1			1
INTERNAL MEDICINE GROUP OF WINTER HAVEN PA		1			1
MERCY MEDICAL CENTER INC			1	100%	1
MBMG OF WINTER HAVEN			1	100%	1
MEDOR/ACC SYNCHRONY			1	100%	1
Brownwood Nusing & Rehabilitation		1			1
CAPITAL HEALTH PLAN - GOVERNORS SQUARE			1	100%	1
Mary Anna Nursing Home		1			1
CVS MI22230CV WAYNE COUNTY COMMUNITY COLLEGE			1	100%	1
JUPITER MEDICAL CENTER INC			1	100%	1
TREASURE COAST MEDICAL CONCIERGE LLC			1	100%	1
ORCHID TERRACE		1			1
VISTA LAKE ASSISTED LIVING			1	100%	1
ATRIA TAMARAC			1	100%	1
PRESTIGE ER			1	100%	1
MANHATTAN COLLEGE HEALTH SERVICES		1			1
BERKSHIRE MEDICAL CENTER			1	100%	1
NEMOURS CHILDREN HOSPITAL			1	100%	1
PALM BEACH COUNTY SHERIFF OFFICE			1	100%	1
ST MARY'S OF SAGINAW		1			1
MERCY GENERAL HOSPITAL			1	100%	1
ASSURANCE HEALTHCARE AND COUNSELING CENTER		1			1
Lenbrook		1			1
BAYFRONT HEAL WOUND CARE AND HYPERBARIC CENTER			1	100%	1
VANAJA SUREDDI MD PA			1	100%	1
UNIVERSITY PLACE NURSING CENTER		1			1
PEACHEALTH LABORATORIES		1			1
BAYFRONT CARDIOVASCULAR ASSOCIATES			1	100%	1
PALM BREEZE DIALYSIS			1	100%	1
Ash Flat Healthcare and Rehabilitation Center			1	100%	1
PHOEBE PRIMARY CARE CAMILLA			1	100%	1
UNIVERSITY OF MIAMI PRIMARY CARE SITE UMHC 3039			1	100%	1

# COVID-19: testing by laboratory

Data through Mar 27, 2021 verified as of Mar 28, 2021 at 09:25 AM

Data in this report are provisional and subject to change.

The numbers in the table below represent the number of Florida and non-Florida residents for whom test results were received by the Department of Health. A person can be tested by more than one laboratory and can have both positive and negative results. **Therefore, the sum of the numbers in each column will be larger than the total number of people tested.**

Reporting lab	Inconclusive	Negative	Positive	Percent positive	Total
SC-GA2018 THE RIDGE REHABILITATION & H		1			1
Kroger 390 - The Little Clinic North College Hill		1			1
West Bay of Tampa Center			1	100%	1
QUALITY URGENT CARE CENTER			1	100%	1
THOMAS HOSPITAL			1	100%	1
Alaska Domiciliary Care for Homeless Veterans		1			1
Parkview Care Center			1	100%	1
CFHC - FROSTPROOF			1	100%	1
MAGGY PHARMACY INC		1			1
NEWCARE PRIMARY MEDICINE			1	100%	1
WALKIN MEDICAL URGENT CARE,NEW CITY			1	100%	1
TAYLOR COUNTY HEALTH DEPARTMENT			1	100%	1
CVS NE5863POCT OMAHA		1			1
ESOTERIC LAB			1	100%	1
FLORIDA CLINICAL RESEARCH CENTER, LLC			1	100%	1
ST. MICHAEL'S ELITE HOSPITAL			1	100%	1
El Paso Health Care Center			1	100%	1
NORTHEAST GEORGIA HEALTH SYSTEM			1	100%	1
Masonic Medical Research Institute			1	100%	1
PUBLIC HEALTH LABORATORIES			1	100%	1
LIFESPAN HEALTH - SELMER		1			1
CVS MA38POCT CHARLTON		1			1
FLORIDA DEPARTMENT OF HEALTH PALM BEACH COUNTY			1	100%	1
Erie VAMC		1			1
Overton Brooks VAMC		1			1
SHANNON CLARK OD, PA			1	100%	1
CENTRAL FLORIDA MEDICAL CARE			1	100%	1
REHABILITATION CENTER OF ALBUQUERQUE		1			1
PALM SPRINGS GENERAL HOSPITAL			1	100%	1
EMORY DECATUR HOSPITAL - EMORY MEDICAL		1			1
SOUTH FLORIDA URGENT CARE CENTERS, LLC			1	100%	1
PUTNAM CO HOSPITAL-D/B/A ASBURY TOWERS		1			1
LIFE CARE CENTER OF GWINNETT		1			1
METRO HEALTH HOSPITAL LABORATORY		1			1
WALGREENS #10308		1			1
CRYSTAL RIVER FIRE DEPARTMENT			1	100%	1
CLERMONT HEALTH DEPARTMENT			1	100%	1
HELGEMO & LIOU PEDIATRICS			1	100%	1
RIVERSIDE REGIONAL MED CENTER			1	100%	1
MD NOW URGENT CARE			1	100%	1
FLORIDA DEPARTMENT OF HEALTH IN CITRUS COUNTY		1			1
LOGAN COUNTY HOSPITAL			1	100%	1
BAM INC		1			1
WINDERMERE PEDIATRICS			1	100%	1
PEDRO L ORTEGA MD PA			1	100%	1
THE LITTLE CLINIC LLC			1	100%	1

# COVID-19: testing by laboratory

Data through Mar 27, 2021 verified as of Mar 28, 2021 at 09:25 AM

Data in this report are provisional and subject to change.

The numbers in the table below represent the number of Florida and non-Florida residents for whom test results were received by the Department of Health. A person can be tested by more than one laboratory and can have both positive and negative results. **Therefore, the sum of the numbers in each column will be larger than the total number of people tested.**

Reporting lab	Inconclusive	Negative	Positive	Percent positive	Total
MIAMI-DADE COUNTY HEALTH DEPT.		1			1
BAYOU URGENT CARE			1	100%	1
CVS CA9823POCT SACRAMENTO		1			1
PALM BEACH DIABETES AND ENDOCRINE SPECIALISTS, PA			1	100%	1
WELLMED AT BAY AREA		1			1
BRISTOL CHILDRENS CLINIC			1	100%	1
St. Anne Home		1			1
APS-SUMMIT CARE PHARMACY, LLC DBA OMNICARE		1			1
COLONIAL HEALTH CARE		1			1
Kroger 016 - The Little Clinic Centennial		1			1
CONVENIENT MEDICAL AND HEALTH SERVICES			1	100%	1
JOHNSON & JOHNSON VISION CARE-VISTAKON			1	100%	1
FIVE STAR PREMIER RESIDENCES OF POMPANO BEACH			1	100%	1
FRONT PORCH PEDIATRICS PLLC			1	100%	1
Regency Square			1	100%	1
Walgreens #12153		1			1
MERCY HOME		1			1
NORDX			1	100%	1
WRIGHT PATTERSON AFB MEDICAL CENTER			1	100%	1
THE EMORY CLINIC			1	100%	1
WEST FLORIDA HOSPITAL LABORATORY			1	100%	1
HEALTHFORCE PARTNERS INC			1	100%	1
MERCY - NORTH IOWA			1	100%	1
BEVERLY ADVANCED PRACTICE NURSING		1			1
BAPTIST MEDICAL PLAZA AT WESTCHESTER			1	100%	1
MT CARMEL NURSING HOME		1			1
MEDEXPRESS URGENT CARE - HACKETTSTOWN		1			1
JOHN HOPKINS WELLNESS CENTER PEPSICO			1	100%	1
Walgreens #9121		1			1
Life Care Center of Auburn		1			1
WEST FLORIDA MEDICAL ASSOCIATES PA			1	100%	1
AMERICAN MEDICAL RESPONSE - FARMER BRA		1			1
CVS IL7142POCT LOCKPORT		1			1
Le Roy Village Green		1			1
Brown Nursing Home		1			1
CENTRAL ALABAMA HEALTH CARE SYSTEM			1	100%	1
SUMMIT HEALTHCARE REGIONAL MEDICAL		1			1
OMNI HEALTHCARE URGENT CARE			1	100%	1
OHIO VALLEY MANOR NURSING &		1			1
Kroger - KRO03500568			1	100%	1
Cornerstone at the Ranch		1			1
FREDERICK AVENUE GROUP HOME		1			1
OASIS FAMILY RESORT IN THE SPRINGS LLC		1			1
Kroger 407 - The Little Clinic Lexington		1			1
Avista Nursing and Rehab			1	100%	1
COURTLAND TERRACE		1			1

# COVID-19: testing by laboratory

Data through Mar 27, 2021 verified as of Mar 28, 2021 at 09:25 AM

Data in this report are provisional and subject to change.

The numbers in the table below represent the number of Florida and non-Florida residents for whom test results were received by the Department of Health. A person can be tested by more than one laboratory and can have both positive and negative results. **Therefore, the sum of the numbers in each column will be larger than the total number of people tested.**

Reporting lab	Inconclusive	Negative	Positive	Percent positive	Total
Aspire Physical Recovery Center at Cahaba River		1			1
Kroger 367 - The Little Clinic Walton		1			1
UNIVERSITY OF NORTH CAROLINA HOSPITALS			1	100%	1
CHOTA COMMUNITY HEALTH SERVICES		1			1
Walgreens #19461		1			1
MEDICAL ASSOCIATES OF PINELLAS - LAB			1	100%	1
STVHCS - Dental Outpatient Clinic		1			1
St. Ann Rehabilitation and Nursing Center		1			1
DUKE UNIVERSITY POINT OF CARE TESTING PROGRAM			1	100%	1
PEDIATRIC ASSOCIATES OF ORLANDO			1	100%	1
GENESIS HOME HEALTH CARE SERVICES OF			1	100%	1
CHATEAU MADELEINE - SENIOR LIVING & MEMORY CARE			1	100%	1
EXPRESS LAB LIVINGSTON			1	100%	1
UNIVERSITY OF MARYLAND PATHOLOGY ASSOCIATES			1	100%	1
HOSPITALS OF PROVIDENCE TRANSMOUNTAIN CAMPUS, THE			1	100%	1
LAB PLUS, LLC AT ASCENSION SAINT THOMA		1			1
YOUR KIDS URGENT CARE			1	100%	1
Wilkes-Barre VAMC		1			1
ORCHARD LABORATORIES			1	100%	1
Highland Ave. Eye Clinic		1			1
KROGER 785 - THE LITTLE CLINIC DIXIE HWY		1			1
Caldwell Care		1			1
PINELLAS POINT NURSING AND REHAB CENTER			1	100%	1
ORMOND BEACH DIALYSIS			1	100%	1
UF HEALTH EMERGENCY CENTER LABORATORY		1			1
Piedmont Crossing		1			1
ORLANDO DIALYSIS		1			1
UF HEALTH THE VILLAGES			1	100%	1
KELLY			1	100%	1
WESTON COUNTY HEALTH SERVICES			1	100%	1
HARDIN HEALTH INC		1			1
WASHINGTON SOLDIERS HOME AND COLONY		1			1
Accordius Health at Harrisonburg		1			1
EXCEPTIONAL EMERGENCY CENTER			1	100%	1
CVS AZ3264POCT PHOENIX			1	100%	1
PEDIATRIC ASSOCIATES OF JULINGTON CREEK			1	100%	1
AFTER HOURS CLINIC			1	100%	1
AdventHealth Care Center Zephyrhills North			1	100%	1
PHYSICIANS PRIMARY CARE LEHIGH PEDS			1	100%	1
BAYLOR SCOTT & WHITE ALL SAINTS MEDICAL CENTER FT			1	100%	1
OXLEY PARK HEALTH & REHAB		1			1
Greencroft Goshen		1			1
BIODORON LABORATORIES			1	100%	1
REGIONAL MED CTR BAYONET POINT			1	100%	1
A.G. Rhodes		1			1
HARTFORD HEALTH CARE & REHABILITATION			1	100%	1



# COVID-19: testing by laboratory

Data through Mar 27, 2021 verified as of Mar 28, 2021 at 09:25 AM

Data in this report are provisional and subject to change.

The numbers in the table below represent the number of Florida and non-Florida residents for whom test results were received by the Department of Health. A person can be tested by more than one laboratory and can have both positive and negative results. **Therefore, the sum of the numbers in each column will be larger than the total number of people tested.**

Reporting lab	Inconclusive	Negative	Positive	Percent positive	Total
PULSE MEDICAL DOCTOTS LLC			1	100%	1
ATLANTIS VISION CENTER			1	100%	1
BLACK SHEEP MEDICAL			1	100%	1
CVS IN6555POCT BROWNSBURG		1			1
TRIPLE O RESEARCH INSTITUTE PA			1	100%	1
STEPHENS COUNTY HOSPITAL			1	100%	1
GULF COUNTY HEALTH DEPARTMENT			1	100%	1
MISSION REGIONAL MEDICAL CENTER			1	100%	1
UT HEALTH RGV CLINICAL LABORATORY			1	100%	1
MID-SOUTH URGENT CARE, PLLC			1	100%	1
MOSOLF PEDIATRICS PA			1	100%	1
The Carrington		1			1
LAKE REGIONAL HEALTH			1	100%	1
SUNRISE/QUAY COUNTY HEALTH CLINIC		1			1
LACKAWANNA HEALTH AND REHAB CENTER		1			1
WALGREENS # 09788		1			1
VERITAS GENETICS, INC.			1	100%	1
NHLS			1	100%	1
Lakeland Nursing and Rehabilitation Center LLC		1			1
CANDLER HOSPITAL			1	100%	1
BAPTIST HEALTH FLOYD			1	100%	1
PALM BEACH COUNTY HEALTH DEPT.			1	100%	1
BELLMORE PEDIATRICS		1			1
CVS TX1057POCT SAN ANTONIO		1			1
Good Samaritan Society-Atkinson		1			1
VIP STARNETWORK		1			1
MID-FLORIDA CANCER CENTERS		1			1
CULVER CITY URGENT CARE			1	100%	1
JACK M MATHENY II MD			1	100%	1
Bivins Pointe			1	100%	1
Kroger 629 - The Little Clinic Cartersville, GA Hwy 41		1			1
BEST CARE COMMUNITY AND FAMILY HEALTH CENTER INC			1	100%	1
UT MD ANDERSON CANCER CENTER-TUMOR MARKER LAB			1	100%	1
VIRGINIA UROLOGY		1			1
SHP WESTCHESTER LLC		1			1
GREATER MIAMI DIALYSIS			1	100%	1
DIGNITY HEALTH GOHEALTH		1			1
WALGREENS #10264		1			1
ADVENTHEALTH MEDICAL GROUP OBSTETRICS AND			1	100%	1
LAKELAND MEDICAL CENTER			1	100%	1
ASHLEY PEDIATRICS DAY AND NIGHT CLINIC			1	100%	1
TANNER CLINIC			1	100%	1
TIMPANOGOS REGIONAL HOSPITAL			1	100%	1
BIOLOGICAL AND CHEMICAL EMERGENCIES LABORATORY			1	100%	1
VERMONT DEPT OF HEALTH LABORATORY			1	100%	1
RYE BEACH PHARMACY INC		1			1

# COVID-19: testing by laboratory

Data through Mar 27, 2021 verified as of Mar 28, 2021 at 09:25 AM

Data in this report are provisional and subject to change.

The numbers in the table below represent the number of Florida and non-Florida residents for whom test results were received by the Department of Health. A person can be tested by more than one laboratory and can have both positive and negative results. **Therefore, the sum of the numbers in each column will be larger than the total number of people tested.**

Reporting lab	Inconclusive	Negative	Positive	Percent positive	Total
ORMC-ARDEN/EOI			1	100%	1
LIFELINK TRANSPLANT INSTITUTE LAB			1	100%	1
VISTA DEL SOL MED ASSOC		1			1
Greenhaven Health and Rehabilitation		1			1
HAWAII DEPARTMENT OF HEALTH LAB			1	100%	1
Alden Lincoln Park			1	100%	1
MEDEXPRESS URGENT CARE - RUSSELLVILLE, W MAIN ST		1			1
ALIMETRIX INC		1			1
Alden North Shore			1	100%	1
CIRRUS DX			1	100%	1
Peninsula Nursing and Rehabilitation Center		1			1
EMERALD HEALTH CARE		1			1
PLEASANT RIDGE MANOR WEST		1			1
THE HOSPITALS OF PROVIDENCE EMERGENCY ROOM			1	100%	1
ADVANCED INDIVIDUALIZED MEDICINE OF NAPLES			1	100%	1
NORTHERN KENTUCKY HEALTH DEPARTMENT			1	100%	1
ASUNCION HOME HEALTH CARE CORP			1	100%	1
HENRICO DOCTOR'S LABORATORY			1	100%	1
LAKE COMMUNITY ACTION AGENCY		1			1
CLINICAL CARE, INC			1	100%	1
KIDSVILLE PEDIATRICS III PA			1	100%	1
FAIRHAVEN		1			1
WINTER GARDEN CHILDREN'S HEALTH CENTERS			1	100%	1
INHEALTH LIFE SCIENCES LLC			1	100%	1
CHI ST. LUKE'S HEALTH BCM MEDICAL CENTER			1	100%	1
OPTIMAL MEDICINE INC		1			1
PASTEUR MEDICAL CENTER LLC		1			1
CAROMONT HEALTH			1	100%	1
BETHESDA HOSPITAL			1	100%	1
CENTRAL FLORIDA HOSPITALIST			1	100%	1
NEXT LEVEL URGENT CARE (WOODLANDS)			1	100%	1
MEMORIAL HOSPITAL MIRAMAR WAIVED TESTING			1	100%	1
CEPERO PEDIATRICS PA			1	100%	1
ULTIMATE ANALYSIS LABORATORY			1	100%	1
WELLSNOW URGENT CARE-OSWEGO			1	100%	1
UNIVERSITY OF FLORIDA			1	100%	1
MIAMI CHILDRENS HOSPITAL MIDTOWN OUTPATIENT CENTER			1	100%	1
IVAN, MAYA			1	100%	1
MEDEXPRESS URGENT CARE - PINE BLUFF S		1			1
CVS TX7824POCT GARLAND		1			1
CVS MA1121POCT WESTFORD		1			1
EASTGENE LABORATORIES		1			1
Glen Oaks Health and REhabilitation		1			1
NAVAL BRANCH HEALTH CLINIC			1	100%	1
FLORIDA CLINICAL LABORATORY INC DBA			1	100%	1
STATE OF ALASKA			1	100%	1

# COVID-19: testing by laboratory

Data through Mar 27, 2021 verified as of Mar 28, 2021 at 09:25 AM

Data in this report are provisional and subject to change.

The numbers in the table below represent the number of Florida and non-Florida residents for whom test results were received by the Department of Health. A person can be tested by more than one laboratory and can have both positive and negative results. **Therefore, the sum of the numbers in each column will be larger than the total number of people tested.**

Reporting lab	Inconclusive	Negative	Positive	Percent positive	Total
WEST FLORIDA MEDICAL ASSOCIATES			1	100%	1
ADVANCED LABORATORY SERVICES			1	100%	1
PAMC MICRO LAB			1	100%	1
KEY WEST BRANCH MEDICAL CLINIC			1	100%	1
ST FRANCIS MEDICAL CENTER			1	100%	1
ST ANTHONY COMMUNITY HOSPITAL LAB		1			1
Grays Harbor Health and Rehabilitation		1			1
DSI LABORATORIES-NAPLES-7TH			1	100%	1
Florence Nursing and Rehabilitation Center		1			1
			1	100%	1
PALMETTO CHARTER SCHOOL		1			1
ST JOHNS MEDICAL CENTER		1			1
THE HEART HOSPITAL BAYLOR PLANO			1	100%	1
Kroger 57 - The Little Clinic Jay C Charlestown		1			1
BARRINGTON TERRACE NAPLES			1	100%	1
Sage Bluff Health & Rehabilitation Center		1			1
MEMORIAL HOSPITAL AT GULFPORT			1	100%	1
AVON PARK CLUSTER		1			1
CLINICAL TRIALS OF TAMPA LLC		1			1
TFH HOME HEALTH INC			1	100%	1
CVS AZ69POCT PEORIA		1			1
SOUTH DADE NURSING & REHABILITATION CENTER			1	100%	1
Towne Manor West		1			1
MEDEXPRESS URGENT CARE - CABOT			1	100%	1
PROVIDENCE PORTLAND MEDICAL CENTER		1			1
VA Texas Valley Coastal Bend Harlingen HCC		1			1
US LABORATORIES			1	100%	1
Eden Meadows		1			1
Raleigh Center (WV)			1	100%	1
CVS NH1004POCT SALEM			1	100%	1
MULTICARE PHYSICIANS			1	100%	1
ISLAND NURSING HOME			1	100%	1
BRISTOL REGINAL MEDICAL CENTER			1	100%	1
LAKE VIEW COURT		1			1
Kroger 465 - The Little Clinic Oakley		1			1
MEDEXPRESS URGENT CARE-BRENTWOOD		1			1
Kroger 523 - The Little Clinic Dickson			1	100%	1
UPMC NORTHWEST HOSPITAL			1	100%	1
GEORGETOWN URGENT CARE			1	100%	1
LEE MEMORIAL HEALTH SYSTEMS HOME HEALTH		1			1
SPECIALTY DRUG TESTING			1	100%	1
NEW YORK PRESBYTERIAN HOSPITAL			1	100%	1
WALGREENS #15291		1			1
AVERA SACRED HEART HOSPITAL			1	100%	1
KETTERING MEDICAL CENTER			1	100%	1
HUGH CHATHAM FAMILY MEDICINE INDEPENDENCE		1			1

# COVID-19: testing by laboratory

Data through Mar 27, 2021 verified as of Mar 28, 2021 at 09:25 AM

Data in this report are provisional and subject to change.

The numbers in the table below represent the number of Florida and non-Florida residents for whom test results were received by the Department of Health. A person can be tested by more than one laboratory and can have both positive and negative results. **Therefore, the sum of the numbers in each column will be larger than the total number of people tested.**

Reporting lab	Inconclusive	Negative	Positive	Percent positive	Total
POMPANO BEACH ARTIFICIAL KIDNEY CENTER			1	100%	1
Arlington Care Center			1	100%	1
HYDE PARK MEDICAL CENTER		1			1
HEALTH GUAGE			1	100%	1
Piqua Manor		1			1
MEDEXPRESS URGENT CARE - BENTONVILLE		1			1
Acts Manor House		1			1
ASSOCIATES IN INTERNAL MEDICINE PA			1	100%	1
LabCorp L#09258295 M#09258285			1	100%	1
Broomall Manor		1			1
ADVENTHEALTH SENIOR CARE AT ORMOND			1	100%	1
FAIRFIELD MEDICAL CENTER			1	100%	1
UNITYPOINT HEALTH TRINITY			1	100%	1
JEFFREY A HIRSCHFIELD, MD PA			1	100%	1
HALIFAX HEALTH PRIMARY CARE			1	100%	1
LIBERTY URGENT CARE			1	100%	1
BROOKDALE AVONDALE (BU 04360)			1	100%	1
Elm Crest Senior Living Community		1			1
BAYSHORE DIALYSIS			1	100%	1
CARENOW MIDTOWN			1	100%	1
BASCOM PALMER-MICRO LAB			1	100%	1
CACERES SPECIALIZED GYNECOLOGY		1			1
MANHATTAN EYE EAR AND THROAT HOSPITAL		1			1
Metairie Healthcare Center			1	100%	1
MRMC LAB MICRO			1	100%	1
MEDEXPRESS URGENT CARE - LEOMINSTER		1			1
GREYSTONE HOME HEALTH OF GREATER ORLANDO LLC		1			1
TWIN			1	100%	1
777 URGENT CARE			1	100%	1
1ST MED DOTHAN			1	100%	1
Parkside Manor		1			1
MEDEXPRESS URGENT CARE - MT EPHRAIM		1			1
DOCTORS MEMORIAL HOSP HOME HEALTH CARE		1			1
ORLANDO HEALTH MEDICAL GROUP			1	100%	1
American Fork Care Center dba Heritage Care Center		1			1
COMMUNITY MEDICAL CARE			1	100%	1
MEDCARE QUALITY MEDICAL CENTER LLC			1	100%	1
ADVENTHEALTH HOME CARE WATERMAN			1	100%	1
ALCALA PHARMACEUTICALS			1	100%	1
SCRIPTS PLUS INC DBA THE MEDICINE SHOP		1			1
Chateau Dville Rehab & Retirement		1			1
MINUTE CLINIC DIAGNOSTIC PA			1	100%	1
Mountain City Care and Rehabilitation Center		1			1
Kroger 444 - The Little Clinic Dent		1			1
WEST VIRGINIA UNIVERSITY HOSPITALS			1	100%	1
ADDINGTON PLACE EAST LAKE		1			1

# COVID-19: testing by laboratory

Data through Mar 27, 2021 verified as of Mar 28, 2021 at 09:25 AM

Data in this report are provisional and subject to change.

The numbers in the table below represent the number of Florida and non-Florida residents for whom test results were received by the Department of Health. A person can be tested by more than one laboratory and can have both positive and negative results. **Therefore, the sum of the numbers in each column will be larger than the total number of people tested.**

Reporting lab	Inconclusive	Negative	Positive	Percent positive	Total
SAINT FRANCIS HOSPITAL			1	100%	1
PINNACLE PAIN CENTER PS DBA LYNX HEALTHCARE		1			1
MOBILE INFIRMARY MEDICAL CENTER			1	100%	1
RCP OF MEMORIAL WEST			1	100%	1
LEGACY SPECIALTY PHARMACY CORP			1	100%	1
AMBRY GENETICS CORP	1				1
VA OPTOMETRY CLINIC			1	100%	1
DAUGHTERS OF SARAH NURSING CENTER		1			1
PM PEDIATRICS OF BAYSIDE, PLLC		1			1
ALABAMA REFERENCE LAB			1	100%	1
SUSAN F. WILLIAMS M.D., P.A.			1	100%	1
Kroger - KRO70600172		1			1
Consulate Health Care of Tallahassee			1	100%	1
Kroger 825 - The Little Clinic Dorothy Lane		1			1
ELITE MEDICAL LABORATORY SOLUTIONS LLC			1	100%	1
KANA MEDICAL			1	100%	1
CVS TX3702POCT KATY		1			1
TRANSCEND PERFORMANCE AND LIFESTYLE INSTITUTE			1	100%	1
Vi at Aventura		1			1
LONESTAR 24HRER MANAGEMENT LLC DBA LONESTAR 24HRER			1	100%	1
ARNOLD PALMER HOSPITAL LAB POCT		1			1
Kroger 447 - The Little Clinic Lebanon		1			1
NULL			1	100%	1
INTEGRATED GENETICS SEQUENOM		1			1
YUMA REGIONAL MEDICAL CENTER			1	100%	1
Good Shepherd Fairview Home, Inc.		1			1
SUNRISE CLINIC SANTA ROSA		1			1
STONECREST MEDICAL CENTER		1			1
LABORATORY COPORATION OF AMERICA			1	100%	1
Good Samaritan Society - Albion		1			1
YOUTH HEALTH CENTER OF HUNTINGTON		1			1
HEARTLAND NURSING & REHABILITATION		1			1
MYCLINIC, INC			1	100%	1
CLEVELAND CLINIC FLORIDA WAIVED			1	100%	1
AMBULATORY CARE CLINIC, LLC			1	100%	1
NEW YORK STATE DEPTARTMENT OF HEALTH			1	100%	1
BAPTIST HEALTH MEDICAL PLAZA			1	100%	1
LAKE SIDE MEDICAL CENTER		1			1
SOPHIA MEDICAL ASSOCIATES, PC			1	100%	1
LAKEWOOD RANCH MEDICAL GROUP LLC			1	100%	1
UNITY LONGPOND		1			1
MIAMI JEWISH DIALYSIS			1	100%	1
NEMOURS CHILDREN'S PRIMARY CARE			1	100%	1
PERRY COUNTY NURSING HOME		1			1
PEDIATRIC ASSOCIATES - JACKSONVILLE			1	100%	1
Kroger - KRO01100688			1	100%	1

# COVID-19: testing by laboratory

Data through Mar 27, 2021 verified as of Mar 28, 2021 at 09:25 AM

Data in this report are provisional and subject to change.

The numbers in the table below represent the number of Florida and non-Florida residents for whom test results were received by the Department of Health. A person can be tested by more than one laboratory and can have both positive and negative results. **Therefore, the sum of the numbers in each column will be larger than the total number of people tested.**

Reporting lab	Inconclusive	Negative	Positive	Percent positive	Total
LEHIGH PULMONARY ASSOCIATES			1	100%	1
REHABILITATION CENTER OF SOUTH GEORGIA		1			1
OMC PRIMARY CARE - HOSPITAL CAMPUS			1	100%	1
Freedom Pointe at The Villages			1	100%	1
CARENOW URGENT CARE - ANTIOCH		1			1
QUICKCARE HEALTH, INC			1	100%	1
Wedgewood Manor		1			1
BROOKDALE FORT MYERS LAKES PARK			1	100%	1
NULEASE MEDICAL SOLUTIONS			1	100%	1
Princeton Place			1	100%	1
ONslow COUNTY HEALTH DEPARTMENT			1	100%	1
CVS CA9751POCT AGOURA		1			1
HOME AIDE SVC OF EASTERN NY INC D/B/A		1			1
1ST CHOICE URGENT CARE CENTER LLC			1	100%	1
HEALTH NETWORK			1	100%	1
RANDOLPH COUNTY HEALTH & REHABILITATIO		1			1
SPEARE MEMORIAL HOSPITAL			1	100%	1
ALLEGANY COUNTY DEPARTMENT OF HEALTH		1			1
PUBLIX PHARMACY #1114			1	100%	1
BRUNSWICK HEALTH AND REHABILITATION CE		1			1
OMNICARE PHARMACY OF TEXAS 1, LP		1			1
PHOEBE SUMTER MEDICAL CENTER LABORATORY		1			1
HOLY CITY MED URGENT CARE			1	100%	1
Heartland Health Care Center Jacksonville			1	100%	1
EVEXIA DIAGNOSTICS			1	100%	1
PRIME CARE FAMILY MEDICINE			1	100%	1
INTERNAL MEDICINE GROUP OF CENTRAL FLORIDA			1	100%	1
CARE CONNECTIONS AT HOME LLC			1	100%	1
THE BRENNITY AT TRADITION			1	100%	1
MEDEXPRESS URGENT CARE - LINCOLN		1			1
UABC			1	100%	1
BREVARD COUNTY JAIL			1	100%	1
Hillside Manor Rehabilitation and Extended Care Center		1			1
RIVERSIDE COUNTY PUBLIC HEALTH LABORATORY			1	100%	1
WALGREENS # 12338		1			1
ULTIMATE KIDNEY CARE			1	100%	1
PACE UNIVERSITY HEALTH CARE		1			1
SUNSHINE FAMILY & WELLNESS CENTER			1	100%	1
Summit Medical Group Morristown Oncology		1			1
MAINE HEALTH AND ENVIRONMENTAL TESTING LABORATORY			1	100%	1
DORAL KIDNEY CENTER			1	100%	1
MEMORIAL MEDICAL CENTER			1	100%	1
UNIVERSITY URGENT CARE			1	100%	1
Springdale Village		1			1
IZ MEDICAL		1			1
CARENOW URGENT CARE - SPRING			1	100%	1

# COVID-19: testing by laboratory

Data through Mar 27, 2021 verified as of Mar 28, 2021 at 09:25 AM

Data in this report are provisional and subject to change.

The numbers in the table below represent the number of Florida and non-Florida residents for whom test results were received by the Department of Health. A person can be tested by more than one laboratory and can have both positive and negative results. **Therefore, the sum of the numbers in each column will be larger than the total number of people tested.**

Reporting lab	Inconclusive	Negative	Positive	Percent positive	Total
CVS MA1875POCT ASHLAND			1	100%	1
Smg At Bridgewater Family Medicine		1			1
ABSOLUTE QUICK CARE			1	100%	1
Signature HealthCare of Bowling Green		1			1
NORTH FLORIDA CHILD DEVELOPMENT, INC			1	100%	1
CRESTHAVEN			1	100%	1
ST. MARY MEDICAL CENTER		1			1
CVS NV2989POCT NORTH LAS VEGAS		1			1
LANGLADE			1	100%	1
PEDIATRIC PARTNERS ZEPHYRHILLS			1	100%	1
FAMILY MEDICAL CENTER		1			1
METHODIST HEALTHCARE - MEMPHIS HOSP		1			1
LABONE		1			1
SUREPOINT URGENT CARE PADRE ISLAND			1	100%	1
Medicalodges Neosho			1	100%	1
CMC MERCY LABORATORY			1	100%	1
LAB TEST KENDALL LLC		1			1
MOSAIC MEDICAL CENTER MARYVILLE			1	100%	1
Villages of St.Peters		1			1
TANNER MEDICAL CENTER LABORATORY		1			1
MEDICAL ASSOCIATES OF CARTER		1			1
Ohman Family Living at Holly Assisted Living		1			1
SILVER SPRINGS SHORES DIALYSIS			1	100%	1
Heritage of Red Cloud		1			1
GSM OCED Subsection			1	100%	1
PALM COAST DRAW STATION/AMERICAN HEALTH ASSOCIATES		1			1
SPORTS MEDICINE CLINIC - U OF WYOMING			1	100%	1
Life Care Center of Paradise Valley		1			1
MODERN URGENT CARE			1	100%	1
OCEAN MEDICAL CENTER		1			1
ROSLYN INTERNAL MEDICINE		1			1
Waddell Nursing & Rehab Center		1			1
HIGHLAND PARK LAKEWOOD PRESTON HOLLOW			1	100%	1
VITAL CARE			1	100%	1
ACUTE AND COMMUNICABLE DISEASE PREVENTION			1	100%	1
TEXAS HEALTH ARLINGTON MEMORIAL		1			1
Longwood Community Living Center		1			1
CHILTON MEDICAL CENTER		1			1
PEDRO MENENDEZ HEALTH CENTER AT ST JOHNS			1	100%	1
Orchid Cove at Naples			1	100%	1
BLAKE AT PENSACOLA OPERATION CO, LLC, THE			1	100%	1
KEY BISCAYNE PEDIATRIC ASSOCIATES INC			1	100%	1
Brookdale Southside			1	100%	1
CYPRESS CREEK DIALYSIS CTR			1	100%	1
Southern Pines Healthcare Center		1			1
Keller Landing Center		1			1

# COVID-19: testing by laboratory

Data through Mar 27, 2021 verified as of Mar 28, 2021 at 09:25 AM

Data in this report are provisional and subject to change.

The numbers in the table below represent the number of Florida and non-Florida residents for whom test results were received by the Department of Health. A person can be tested by more than one laboratory and can have both positive and negative results. **Therefore, the sum of the numbers in each column will be larger than the total number of people tested.**

Reporting lab	Inconclusive	Negative	Positive	Percent positive	Total
HEARTLAND REGIONAL MEDICAL CENTER		1			1
SELECT SPECIALTY HOSPITAL - ORLANDO SOUTH			1	100%	1
NEMOURS CHILDREN'S			1	100%	1
TEXAS HEALTH HARRIS METHODIST HOSPITAL			1	100%	1
GEORGIA HEART CENTER (MSC 53), NAVICEN		1			1
NORTH PALM CHIDRENS PHYSICIANS			1	100%	1
WALGREENS_CHICAGO		1			1
MID FLORIDA DERMATOLOGY ASSOCIATES PA			1	100%	1
PROGRESSIVE URGENT CARE, PC			1	100%	1
PEDIATRIC PARTNERS OF ZEPHYRHILLS PA			1	100%	1
GALVESTON COUNTY HEALTH DISTRICT			1	100%	1
OMAHA VA MEDICAL CENTER			1	100%	1
SANTA ROSA PEDIATRICS			1	100%	1
CARE STATION MEDICAL GROUP		1			1
SARASOTA MEMORIAL HOSPITAL		1			1
Glenburn Home		1			1
TEXAS HEALTH ARLINGTON MEMORIAL HOSPITAL			1	100%	1
NORTH SHORE HEMATOLOGY-ONCOLOGY ASSOCIATES PC		1			1
LITTLE FALLS HOSPITAL LABORATORY		1			1
BOND & STEELE CLINIC, PA			1	100%	1
PSL JAX BEACH OPERATIONS LLC			1	100%	1
ERIE COUNTY EMERGENCY SERVICES DIV OF		1			1
NORTH COUNTY MEDICAL LAB			1	100%	1
NORTH BROWARD MEDICAL CENTER			1	100%	1
SUN CLINICAL LABORATORIES			1	100%	1
BROOKS REHAB			1	100%	1
PHYSICIANS LAB INC			1	100%	1
INNOVATIVE HEALTH DIAGNOSTIC OF CALIFORNIA			1	100%	1
Gulf Coast health and Rehabilitation, LLC		1			1
GOOD SAMARITAN SOCIETY - DE SMET		1			1
ASSOCIATESMD			1	100%	1
ALL CHILDRENS PEDIATRIC CLINIC			1	100%	1
USF PHYSICIANS GROUP			1	100%	1
NORTH CAROLINA STATE LABORATORY OF PUBLIC HEALTH, SPECTRUM LAB NETWORK			1	100%	1
Orange City Nursing and Rehab Center			1	100%	1
HAYS CLINICAL LAB			1	100%	1
CENTRAL FLA PEDIATRIC URGENT CARE LLC		1			1
NEW RIVER HEALTH DISTRICT			1	100%	1
Illiana HCS -Danville VAMC		1			1
Washington County Nursing Home			1	100%	1
ST JOSEPHS CHILDRENS HOSPITAL PEDI TRANSPORT			1	100%	1
LAKE MARY DIALYSIS			1	100%	1
STERLING HOUSE OF PORT ORANGE		1			1
GWINNETT MEDICAL CENTER			1	100%	1
GATEWAY HEALTHCARE, PC			1	100%	1
SUN LABORATORY SERVICES,INC			1	100%	1



# COVID-19: testing by laboratory

Data through Mar 27, 2021 verified as of Mar 28, 2021 at 09:25 AM

Data in this report are provisional and subject to change.

The numbers in the table below represent the number of Florida and non-Florida residents for whom test results were received by the Department of Health. A person can be tested by more than one laboratory and can have both positive and negative results. **Therefore, the sum of the numbers in each column will be larger than the total number of people tested.**

Reporting lab	Inconclusive	Negative	Positive	Percent positive	Total
Highland Pines Health and Rehab		1			1
KROGER 915 - THE LITTLE CLINIC ANDERSON			1	100%	1
LAKE LURE HEALTH CENTER			1	100%	1
UMASS MEMORIAL/MARLBORO HOSPITAL			1	100%	1
GILBERT MEDICAL GROUP			1	100%	1
WALGREENS #15369		1			1
COMMUNITY			1	100%	1
DAVENPORT PEDIATRICS CLERMONT			1	100%	1
WW Chem Auto SS			1	100%	1
BAPTIST HEALTH SURGERY CENTER			1	100%	1
PEDIATRIC SPECIALTY CLINIC COLLIER			1	100%	1
LIBERTY COMMONS NURSING AND REHABILITA		1			1
ANDERSON FAMILY MEDICINE			1	100%	1
ONPOINT URGENT CARE			1	100%	1
SOUTHWEST REGIONAL PCR LABORATORY			1	100%	1
CVS CA9145POCT SANTEE			1	100%	1
DOCTORS HOSPITAL OF LAREDO			1	100%	1
ALL PEDIATRIC CARE PA			1	100%	1
FLORIDA HOSPITAL TRANSPLANT CENTER		1			1
METROPOLITAN			1	100%	1
SUNCOAST FAMILY MEDICAL ASSOCIATES			1	100%	1
EPIC CARE PHARMACY		1			1
CVS MA299POCT WORCESTER		1			1
DEERFIELD BEACH REHABILITATION AND NURSING			1	100%	1
Good Samaritan Society - Mountian Lake		1			1
Walgreens #3661		1			1
Westminster Canterbury Richmond		1			1
LAKE WALES DIALYSIS CENTER			1	100%	1
SV MOBILE HEALTH			1	100%	1
REGIONAL MEDICAL LABORATORY			1	100%	1
CVS NV9586POCT RENO		1			1
MYLAN-SOUTH POINT PA		1			1
BEAUMONT HOSPITAL			1	100%	1
CVS MI8287POCT MACOMB		1			1
PANCARE HEALTH - BRUCE			1	100%	1
MEMORIAL HERMANN MEDICAL GROUP-ATASCOCITA PEDS			1	100%	1
CLINICAL LABORATORY DEPARTMENT			1	100%	1
COASTAL PEDIATRICS LLC			1	100%	1
UHS BINGHAMTON GENERAL			1	100%	1
BEAUMONT HOSPITAL, GROSSE POINTE			1	100%	1
Kroger 539 - The Little Clinic Memorial Blvd.		1			1
Central Alabama Veterans HCS - East Campus		1			1
Vista Park			1	100%	1
ANDREWS			1	100%	1
NOORANI MEDICAL CENTER LLC			1	100%	1
CLINTON DRUG STORE		1			1

# COVID-19: testing by laboratory

Data through Mar 27, 2021 verified as of Mar 28, 2021 at 09:25 AM

Data in this report are provisional and subject to change.

The numbers in the table below represent the number of Florida and non-Florida residents for whom test results were received by the Department of Health. A person can be tested by more than one laboratory and can have both positive and negative results. **Therefore, the sum of the numbers in each column will be larger than the total number of people tested.**

Reporting lab	Inconclusive	Negative	Positive	Percent positive	Total
Kroger 395 - The Little Clinic Blanchester		1			1
NEMOURS CHILDREN'S PRIMARY CARE			1	100%	1
CVS NE5714POCT OMAHA		1			1
MEDAC AT PORTERS NECK			1	100%	1
WVU MEDICINE - WESTON			1	100%	1
JACKSON MADISON CO. GEN. HOSPITAL			1	100%	1
BAPTIST HEALTH PRIMARY CARE AT CUTLER BAY			1	100%	1
MID-FLORIDA PATHOLOGY LLC		1			1
Quince Nursing and Rehabilitation Center		1			1
VIP FAMILY PRACTICE			1	100%	1
HUNEYCUTT FAMILY PRACTICE			1	100%	1
Redwood Springs Healthcare			1	100%	1
SEPULVEDA OUTPATIENT AND NURSING HOME CARE			1	100%	1
COLLINS NURSING HOME		1			1
INDIGO PALMS			1	100%	1
FLORIDA HOME HEALTH			1	100%	1
YORK HOSPITAL: MICROBIOLOGY			1	100%	1
A PATTERN MEDICAL CLINIC		1			1
MARYWOOD HEIGHTS		1			1
PHYSICIAN ASSOCIATES, LLC			1	100%	1
ACCESS MEDICAL GROUP OF TAMPA INC			1	100%	1
ADVANCED URGENT CARE PLLC		1			1
FAMILY MEDICAL CENTERS			1	100%	1
CLUB HEALTH AND REHABILITATION CENTER, THE		1			1
ADVANCE HEALTH AND WELLNESS SOLUTIONS			1	100%	1
HOLSTON MEDICAL GROUP		1			1
PATHOLOGYT & LAB MEDICINE SERVICES			1	100%	1
Kroger 805 - The Little Clinic Lewis Center		1			1
EAST END PEDIATRICS		1			1
PORTSMOUTH REG. HOSPITAL			1	100%	1
WALGREENS #5130			1	100%	1
HIGH DESERT COURT GROUP HOME			1	100%	1
Pinnacle Assisted Living			1	100%	1
Carrollton Manor Inc		1			1
RIVERTON CBOC			1	100%	1
FAMILY PHYSICIANS OF WINTER PARK, INC			1	100%	1
PALMETTO LANDING			1	100%	1
Oakview Manor Health and Rehab		1			1
IDAHO HEALTH DEPARTMENT			1	100%	1
SHANDSCAIR FLIGHT PROGRAM			1	100%	1
COVENANT HEALTH		1			1
MINNESOTA HERITAGE HOUSE		1			1
PHYSICIANS URGENT CARE			1	100%	1
GULF BREEZE TREATMENT CENTER, LLC			1	100%	1
HANCOCK REGIONAL HOSPITAL		1			1
MINUTE CLINIC DIAGNOSTIC MED GRP OF CA		1			1

# COVID-19: testing by laboratory

Data through Mar 27, 2021 verified as of Mar 28, 2021 at 09:25 AM

Data in this report are provisional and subject to change.

The numbers in the table below represent the number of Florida and non-Florida residents for whom test results were received by the Department of Health. A person can be tested by more than one laboratory and can have both positive and negative results. **Therefore, the sum of the numbers in each column will be larger than the total number of people tested.**

Reporting lab	Inconclusive	Negative	Positive	Percent positive	Total
PENNY PEDIATRICS		1			1
TMH PHYSICIAN PARTNERS WAKULLA			1	100%	1
CVS OH2540POCT HILLIARD		1			1
SMA BEHAVIORAL HEALTH SERVICES INC		1			1
KISSIMMEE HOME TRAINING		1			1
SIGNATURE HEALTHCARE OF BUCKHEAD		1			1
HEALTHALLIANCE HOSPITAL LABORATORY		1			1
ATHENS MEDICAL CENTER			1	100%	1
MEDONE URGENT CARE			1	100%	1
LUMICO LIFE INSURANCE COMPANY		1			1
NIHCC			1	100%	1
TITUSVILLE REHABILITATION AND NURSING CENTER		1			1
INTERIM HEALTHCARE OF PALM COAST			1	100%	1
DEVITA		1			1
WINNIFRED ASSISTED LIVING FACILITY INC		1			1
LIFESTREAM BEHAVIORAL CENTER INC			1	100%	1
Kroger 767 - The Little Clinic Beaumont		1			1
WAYCROSS INTRTNAL MEDICINE			1	100%	1
SYNAPSE ANALYTICAL LABS		1			1
Vibralfire of El Paso Rehabilitation Center			1	100%	1
ALL PRO ORTHOPEDICS & SPORTS MEDICINE, PA			1	100%	1
EXACCARE KINGSTON, LLC			1	100%	1
DECATUR MORGAN HOSPITAL - DECATUR GENE		1			1
ARIZONA STATE LABORATORY			1	100%	1
Kroger - KRO03400316			1	100%	1
ELLCOTT CENTER FOR REHABILITATION AND		1			1
QC LABORATORY			1	100%	1
CARESTAT HOSPICE SERVICES			1	100%	1
MINUTECLINIC LLC #3351			1	100%	1
JERSEY IRISH MEDICAL		1			1
MED-LAKE LABORATORY			1	100%	1
Waycross VA CBOC		1			1
The Center at Centennial			1	100%	1
SUN CITY DIAGNOSTIC CENTER			1	100%	1
HEALTH AND HOPE CLINIC INC			1	100%	1
Court House Center		1			1
WELLINGTON WEST 100176			1	100%	1
SPRINGFIELD HOSPITAL			1	100%	1
CHC SOUTHWEST FLORIDA LAB-LIVE			1	100%	1
COLUMBIA CREST CARE & RAHAB		1			1
CONTINENTAL HOME HEALTH CARE INC			1	100%	1
MEDICAL EXAMINERS OFFICE, LEESBURG			1	100%	1
CLEVELAND CLINIC AKRON GENERAL			1	100%	1
WALGREENS #10854		1			1
Cerinity Senior Care-White Bear Lake		1			1
SALUDA NURSING CENTER		1			1

# COVID-19: testing by laboratory

Data through Mar 27, 2021 verified as of Mar 28, 2021 at 09:25 AM

Data in this report are provisional and subject to change.

The numbers in the table below represent the number of Florida and non-Florida residents for whom test results were received by the Department of Health. A person can be tested by more than one laboratory and can have both positive and negative results. **Therefore, the sum of the numbers in each column will be larger than the total number of people tested.**

Reporting lab	Inconclusive	Negative	Positive	Percent positive	Total
HOUSTON MEDICAL CENTER			1	100%	1
MEDEXPRESS URGENT CARE, MOSSIDE		1			1
PARK AVENUE DERMATOLOGY NORTH			1	100%	1
MIRAMAR KIDNEY CENTER		1			1
HOWELL BRANCH COURT			1	100%	1
Birmingham Nursing and Rehabilitation East LLC		1			1
KIOSK MEDICINE KENTUCKY LLC		1			1
BAXTER REGIONAL MEDICAL CENTER			1	100%	1
St. Catherine's manor of Findlay		1			1
Port Orange Nursing And Rehab Center			1	100%	1
SHAW MEDICAL GROUP LLC			1	100%	1
BAY AREA HOSPITAL LAB & HST		1			1
SPARTANBURG REGIONAL MEDICAL CENTER			1	100%	1
Kroger 588 - The Little Clinic Thompsons Station		1			1
FAST PACE URGENT CARE			1	100%	1
WOMACK ARMY MEDICAL CENTER			1	100%	1
TRAVIS LEE THOMPSON MD			1	100%	1
LIBERTY HEALTH CENTER			1	100%	1
Ladera Center		1			1
MEMORIAL HERMANN KATY HOSPITAL			1	100%	1
MISSISSIPPI VALLEY REGIONAL BLOOD CENTER			1	100%	1
OXY-GENLAB			1	100%	1
Mission Arch Center		1			1
SKY LAKES MEDICAL CENTER		1			1
LEHIGH REGIONAL WOUND CENTER			1	100%	1
MEDICAL CITY NORTH HILLS			1	100%	1
SOLARIS HEALTHCARE PLANT CITY		1			1
STANLY REGIONAL MEDICAL CENTER			1	100%	1
PRISMA HEALTH TUOMEY LABORATORY			1	100%	1
FLORIDA HEART AND VASCULAR MULTISPECIALTY GROUP PA			1	100%	1
NCH HEALTHCARE CREEKSIDE ENDOSCOPY			1	100%	1
POUDRE VALLEY HOSPITAL			1	100%	1
MORGAN MEDICAL CENTER		1			1
CENTRAL TX URGENT CARE			1	100%	1
TENNOVA HEALTHCARE - CLEVELAND			1	100%	1
NORTH SHORE HEMATOLOGY-ONCOLOGY ASSOCIATES		1			1
WESTOX LABS		1			1
FLORIDA STATE UNIVERSITY HEALTH SERVICES			1	100%	1
SAINT LEO UNIVERSITY INCORPORATED			1	100%	1
SANCHEZ CAZAU MEDICAL GROUP			1	100%	1
COSTCO PHARMACY #1023			1	100%	1
Heritage Inn Health and Rehabilitation		1			1
CATERPILLAR INC - MIAMI DISTRIBUTION CENTER			1	100%	1
WEST PALM BEACH PHARMACEUTICALS LLC			1	100%	1
Garden Villa Bedford		1			1
CARDIOLOGY AND FITNESS MEDICINE		1			1

# COVID-19: testing by laboratory

Data through Mar 27, 2021 verified as of Mar 28, 2021 at 09:25 AM

Data in this report are provisional and subject to change.

The numbers in the table below represent the number of Florida and non-Florida residents for whom test results were received by the Department of Health. A person can be tested by more than one laboratory and can have both positive and negative results. **Therefore, the sum of the numbers in each column will be larger than the total number of people tested.**

Reporting lab	Inconclusive	Negative	Positive	Percent positive	Total
BROOKDALE WEST PALM BEACH			1	100%	1
HOLMES FAMILY PRACTICE PA			1	100%	1
THEDACARE FAMILY MEDICINE GATEWAY			1	100%	1
ACCESS FAMILY CARE LLC			1	100%	1
WINDMOOR HEALTHCARE			1	100%	1
HIGHLAND LABORATORY			1	100%	1
JAX FAMILY CARE		1			1
ADVANCED MEDICAL LABORATORIES (AML)			1	100%	1
QUALITY LAB			1	100%	1
SPECTRUM LUDINGTON			1	100%	1
CALIFORNIA PUBLIC HEALTH LABORATORY			1	100%	1
NORWALK HOSPITAL			1	100%	1
CHI MEMORIAL HOSPITAL CHATTANOOGA			1	100%	1
ASHLEY PEDICATRICS DAY AND NIGHT CLINIC			1	100%	1
CHATSWORTH ASSISTED LIVING COMMUNITY AT PGA NATIONAL			1	100%	1
MED TECH CLINICAL LABORATORY		1			1
WEST CARVER MEDICAL ASSOCIATES		1			1
WILMINGTON NURSING AND REHAB			1	100%	1
WINCHESTER HOSPITAL			1	100%	1
LAKEVIEW REGIONAL HOSPITAL			1	100%	1
Hinesville VA Clinic		1			1
ALLIANCE MD DIRECT PRIMARY CARE			1	100%	1
HSRE-ASL CASSELBERRY TRS, LLC			1	100%	1
Juniper Village at Bucks County		1			1
AURORA CONSOLIDATED LABORATORY			1	100%	1
Ashland Place Health and Rehabilitation, LLC		1			1
Kroger 705 - The Little Clinic Richmond		1			1
NORTHWEST TEXAS HEALTHCARE SYSTEM, INC			1	100%	1
Hawthorne House		1			1
MEDICAL SPECIALISTS OF THE PALM BEACHES INC			1	100%	1
ACUPATH LABORATORIES INC			1	100%	1
Kroger 698 - The Little Clinic 14th Street/Bell		1			1
JOHNSON MEDICAL SERVICES			1	100%	1
MEDEXPRESS URGENT CARE - JACKSON		1			1
CLEMENT J ZABLOCKI VAMC		1			1
BOCA RATON PHYSICIANS PA			1	100%	1
NANCY M WORTHINGTON MD PA			1	100%	1
CVS TN6414POCT SMYRNA		1			1
JERSEY IRISH MEDICAL (DBA AFC URGENT C			1	100%	1
HEALTHPARTNERS HUDSON CLINIC			1	100%	1
HAMPTON VAMC		1			1
GREATER TAMPA AT HOME			1	100%	1
MORNINGSIDE NURSING AND REHABILITATION		1			1
PALACE CARE AND REHAB		1			1
SALEM HOSPITAL REGIONAL LABORATORY		1			1
PUBLIX PHARMACY #0332		1			1

# COVID-19: testing by laboratory

Data through Mar 27, 2021 verified as of Mar 28, 2021 at 09:25 AM

Data in this report are provisional and subject to change.

The numbers in the table below represent the number of Florida and non-Florida residents for whom test results were received by the Department of Health. A person can be tested by more than one laboratory and can have both positive and negative results. **Therefore, the sum of the numbers in each column will be larger than the total number of people tested.**

Reporting lab	Inconclusive	Negative	Positive	Percent positive	Total
SISTERS MISSION			1	100%	1
LABORATORIO MEDICO CENTRAL CONDOMINO MD			1	100%	1
FAMILY & INTERNAL MEDICINE CENTER		1			1
FHPG INTERNAL MEDICINE OF BRANDON			1	100%	1
CURA LABORATORY SERVICES			1	100%	1
Courtenay Springs Village			1	100%	1
LRGHEALTHCARE		1			1
BAPTIST ASI			1	100%	1
Manor Care Health Services- Wilmington			1	100%	1
SOUTH SEMINOLE HOSPITAL POCT			1	100%	1
BRIDGEWAY CENTER INC			1	100%	1
BETHESDA DIALYSIS			1	100%	1
HEALTH CARE SERVICES LC			1	100%	1
VICTORIA PAIN AND REHABILITATION CENTER			1	100%	1
5 STAR HOME HEALTH SERVICES INC		1			1
Walgreens #11724		1			1
SYNERGY DIALYSIS INC			1	100%	1
CHILDREN'S NATIONAL MEDICAL CENTER			1	100%	1
CARING PROFESSIONAL HEALTH CARE LLC		1			1
AAA MEDICAL TESTING			1	100%	1
CAPSTONE REHABILITATION AND HEALTHCARE		1			1
CLEVELAND CLINIC OUTPATIENT LABORATORY			1	100%	1
SENCARE MANAGEMENT		1			1
CHI ST VINCENT LITTLE ROCK DIAGNOSTIC CLINIC			1	100%	1
HEALTH PLUS SUNRISE MEDICAL OFFICE			1	100%	1
LAKE VISTA DIALYSIS			1	100%	1
LOVELACE WOMEN'S HOSPITAL		1			1
HARDIN MEMORIAL HOSPITAL - HEARTLAND PATHOLOGY CONSULTANTS			1	100%	1
ST. PETERSBURG PEDIATRICS-SEMINOLE			1	100%	1
CONCIERGE INTERNAL MEDICINE ASSOCIATES			1	100%	1
PUBLIX PHARMACY #1048		1			1
Moab Regional Hospital			1	100%	1
AFFILIATED LABORATORIES INC			1	100%	1
ST. LUKE'S HOSPITAL			1	100%	1
Wildwood Healthcare		1			1
NFRC CLINICAL LAB			1	100%	1
ANDERSON REGIONAL MEDICAL CENTER			1	100%	1
GARNET HEALTH DOCTORS		1			1
Kroger 359 - The Little Clinic Bellevue		1			1
CLAYTON NURSING AND REHABILITATION		1			1
Dupage Care Center			1	100%	1
SANITAS RESEARCH LLC			1	100%	1
Brio of Johnston		1			1
NEVADA DEPARTMENT OF HEALTH AND HUMAN SERVICES			1	100%	1
APEX HOME HEALTHCARE			1	100%	1
WALGREENS #06025		1			1

# COVID-19: testing by laboratory

Data through Mar 27, 2021 verified as of Mar 28, 2021 at 09:25 AM

Data in this report are provisional and subject to change.

The numbers in the table below represent the number of Florida and non-Florida residents for whom test results were received by the Department of Health. A person can be tested by more than one laboratory and can have both positive and negative results. **Therefore, the sum of the numbers in each column will be larger than the total number of people tested.**

Reporting lab	Inconclusive	Negative	Positive	Percent positive	Total
YOUR HEALTH PEDIATRICS			1	100%	1
EXCEL URGENT CARE OF NJ			1	100%	1
SACRED HEART HEALTH SYSTEM- MIDWIFE PROGRAM			1	100%	1
SOUTHWEST FLORIDA DIVISION LAB			1	100%	1
Bethel Lutheran Nursing & Rehabilitation Center		1			1
MONMOUTH MEDICAL CENTER		1			1
MADISON AT OVIEDO			1	100%	1
Integrity Healthcare of Carbondale			1	100%	1
MAIN STREET PHARMACY OF MARCELLUS, INC		1			1
MEDERI CARETENDERS VS OF SE FL LLC DBA			1	100%	1
CHRISTUS GOOD SHEPHERD MEDICAL CENTER			1	100%	1
CVS OH6164POCT DELAWARE		1			1
MANCHESTER COMMONS		1			1
CVS SC4382POCT SPARTANBURG		1			1
Dulles Health and Rehab Center		1			1
BOLLES SCHOOL, THE			1	100%	1
AML DIAGNOSTICS- ADV TESTING IN METABOLIC MEDICINE			1	100%	1
JACKSBORO URGENT CARE			1	100%	1
PREMIER FAMILY AND SPORTS MEDICINE LLC			1	100%	1
DEVLAB, LLC			1	100%	1
SC-GA2018 SIMPSONVILLE REHABILITATION		1			1
SC-GA2018 MCCORMICK REHAB & HEALTHCARE		1			1
GOSHEN HOSPITAL			1	100%	1
HORIZON MEDICAL CENTER			1	100%	1
RAYMOND F CARON MD			1	100%	1
SAINT ALPHONSUS REGIONAL MEDICAL CENTER			1	100%	1
PARK AVENUE PEDIATRICS PC		1			1
CVS NE8616POCT LINCOLN		1			1
SPRINGBROOK HOSPITAL			1	100%	1
BL DIAGNOSTICS LLC			1	100%	1
Village Green Health & Rehabilitation		1			1
Signature Healthcare of Georgetown		1			1
BEAUMONT REFERENCE LABORATORY			1	100%	1
AMERICA'S ER SITE 002 LLC			1	100%	1
AURORA MEDICAL CENTER-KENOSHA			1	100%	1
Chestnut Ridge Nursing & Rehab		1			1
Manassas Health & Rehab			1	100%	1
Kroger 524 - The Little Clinic Iron Bridge Road		1			1
MED BAR LLC		1			1
PINEBROOK CARE AND REHABILITATION CENTER			1	100%	1
MAHONEY PEDIATRICS PA			1	100%	1
Kroger 63 - The Little Clinic Glassford Hill Rd		1			1
TITUSVILLE CENTER FOR SURGICAL EXCELLENCE LLC		1			1
BOULDER COMMUNITY HOSPITAL			1	100%	1
FLORIDA KEYS PED AND ADOLES CTR			1	100%	1
MEDEXPRESS URGENT CARE - LODI		1			1

# COVID-19: testing by laboratory

Data through Mar 27, 2021 verified as of Mar 28, 2021 at 09:25 AM

Data in this report are provisional and subject to change.

The numbers in the table below represent the number of Florida and non-Florida residents for whom test results were received by the Department of Health. A person can be tested by more than one laboratory and can have both positive and negative results. **Therefore, the sum of the numbers in each column will be larger than the total number of people tested.**

Reporting lab	Inconclusive	Negative	Positive	Percent positive	Total
STANDIFER PLACE		1			1
ALPHA 1 ANTITRYPSIN RESEARCH PROGRAM			1	100%	1
Central Park Healthcare & Rehabilitation Center		1			1
CELEBRATION HOSPITAL			1	100%	1
SONNI'S PEDIATRICS			1	100%	1
SOUTHERN HILLS MEDICAL CENTER			1	100%	1
SUMMIT LABORATORY			1	100%	1
FORT LOUDOUN PRIMARY CARE		1			1
Home Health Care Clinic		1			1
MEDCOR, INC			1	100%	1
SOUTHWESTERN STATE HOSPITAL LABORATORY			1	100%	1
Kroger 379 - The Little Clinic Stony Brook		1			1
SOUTHERN REGIONAL MEDICAL CENTER		1			1
JMJ FAMILY PRACTICE			1	100%	1
CTMD MEDICAL CENTER, PA			1	100%	1
OPCO LLC LEGACY NURSING AND REHABILITA		1			1
TARRYTOWN PHARMACY			1	100%	1
DONALSONVILLE HOSPITAL			1	100%	1
TARRANT MEDICAL ASSOCIATES			1	100%	1
CARENOW-MONTGOMERY			1	100%	1
ROSE HAVEN NURSING CENTER		1			1
Lemont Nursing and Rehab Center			1	100%	1
SIPERSTEIN DERMATOLOGY LLC			1	100%	1
Livingston County Center for Nursing and Rehabilitation		1			1
OCALA RKC EAST HEMO #1			1	100%	1
Brown Memorial Home		1			1
DOCTOR TODAY URGENT CARE			1	100%	1
WINCHESTER URGENT CARE, PC		1			1
WESLEY MEDICAL CENTER			1	100%	1
PEDIATRIC ASSOCIATES - DORAL			1	100%	1
ST JUDE CARE CENTER		1			1
CVS OK6225POCT EDMOND		1			1
PALMETTO PRIMARY CARE PHYSICIANS			1	100%	1
WALK IN FAMILY MEDICINE CENTER			1	100%	1
FLORIDA HOSPITAL LAB			1	100%	1
Florida Baptist Retirement Center		1			1
SUPREME MEDICAL GROUP PLLC			1	100%	1
FLORIDA MEDICAL CLINIC PA GI			1	100%	1
SKYRIDGE CLINICAL ASSOCIATES		1			1
AVERA ST. MARY'S HOSPITAL			1	100%	1
CVS AZ9277POCT TUCSON		1			1
CLINICAL RESEARCH OF WEST FLORIDA		1			1
WASHINGTONVILLE PHARMACY INC		1			1
MOUNT SINAI MEDICAL CENTER AVENTURA ER			1	100%	1
TITUSVILLE TOWERS ASSISTED LIVING		1			1
SUNCOAST RESEARCH GROUP LLC			1	100%	1



# COVID-19: testing by laboratory

Data through Mar 27, 2021 verified as of Mar 28, 2021 at 09:25 AM

Data in this report are provisional and subject to change.

The numbers in the table below represent the number of Florida and non-Florida residents for whom test results were received by the Department of Health. A person can be tested by more than one laboratory and can have both positive and negative results. **Therefore, the sum of the numbers in each column will be larger than the total number of people tested.**

Reporting lab	Inconclusive	Negative	Positive	Percent positive	Total
VA ST LOUIS HEALTH CARE SYSTEM			1	100%	1
SANTA BARABARA ALF LLC (THE WINDSOR)			1	100%	1
Ravenwood Speciality Care		1			1
PROGENESIS INC			1	100%	1
CURELOGICS WOUND CARE & HYPERBARIC CENTER		1			1
DILELLA			1	100%	1
CFCH - FROSTPROOF			1	100%	1
INFECTION CONTROL DEPT			1	100%	1
HEALTHCARE FOR THE HOMELESS			1	100%	1
Oakland Nursing and Rehabilitation Center		1			1
MCCALLIE SCHOOL-STUDENT HEALTH CENTER		1			1
Harris Hill Nursing Facility		1			1
VA Ann Arbor HCS		1			1
CVS AZ10529POCT SCOTTSDALE		1			1
WEST VIRGINIA LABORATORIES			1	100%	1
LAREDO EMERGENCY ROOM			1	100%	1
VA COMMUNITY BASED CLINIC - LAKE CITY			1	100%	1
BRADENTON CONVENTION CENTER			1	100%	1
SUSAN F WILLIAMS MD PA			1	100%	1
CSL PLASMA LAB			1	100%	1
BIOMERIEUX			1	100%	1
NORTH BREVARD CHILDRENS MEDICAL CENTER			1	100%	1
CLEMENT MANOR HEALTH CENTER		1			1
PRIMARY AND URGENT CARE			1	100%	1
LEGACY AT HIGHWOODS PRESERVE		1			1
SOUTHWEST ORLANDO FAMILY MEDICINE, PL			1	100%	1
CRUSADER COMMUNITY HEALTH			1	100%	1
CVS MA2600POCT WEYMOUTH			1	100%	1
APPLECARE BRUNSWICK			1	100%	1
CHESAPEAKE REGIONAL MEDICAL CENTER			1	100%	1
HARBOR OAKS GOLDEN YEARS			1	100%	1
Dexter Health Care		1			1
SOUTHEASTERN HEALTH FACILITES, INC		1			1
KNAPP MEDICAL GROUP			1	100%	1
Kroger 126 - The Little Clinic Cottonwood		1			1
Belvoir Woods Health Care Center at The Fairfax		1			1
Douglas County Health Center		1			1
MACKINAC STRAITS LONG TERM CARE UNIT		1			1
LOUIS STOKES CLEVELAND VA MEDICAL CENTER			1	100%	1
PINNACLE DIALYSIS		1			1
DAVENPORT DIALYSIS CENTER		1			1
NORTHWEST FLORIDA SPECIALTY PHYSICIANS LLC		1			1
CLARKSVILLE HEALTH SYSTEM			1	100%	1
BUFFALO VAMC			1	100%	1
WEILL CORNELL MEDICAL ASSOCIATES - EAST SIDE		1			1
UNIVERSITY OF TOLEDO MEDICAL CENTER			1	100%	1

# COVID-19: testing by laboratory

Data through Mar 27, 2021 verified as of Mar 28, 2021 at 09:25 AM

Data in this report are provisional and subject to change.

The numbers in the table below represent the number of Florida and non-Florida residents for whom test results were received by the Department of Health. A person can be tested by more than one laboratory and can have both positive and negative results. **Therefore, the sum of the numbers in each column will be larger than the total number of people tested.**

Reporting lab	Inconclusive	Negative	Positive	Percent positive	Total
SACRED HEART HOSPITAL NURSING			1	100%	1
LABORATORIO BUENA SALUD			1	100%	1
Advanced Rehabilitation of Vernon		1			1
VA WNYHCS - Buffalo Division			1	100%	1
ALLIED PEDIATRICS & FAMILY MEDICINE			1	100%	1
ST LUKE LUTHERAN HOME		1			1
MEDEXPRESS URGENT CARE - VINELAND S MA		1			1
NHC HealthCare St. Charles		1			1
FLAGLER CARE CENTER			1	100%	1
ST. JOHN HOSPITAL & MEDICAL CENTER			1	100%	1
Troy Center for Rehabilitation & Nursing		1			1
CYPRESS CREEK OUTPATIENT SURGICAL CTR, LLC			1	100%	1
QLABS			1	100%	1
SPHERE DX			1	100%	1
Brynwood Health & Rehabilitation Center			1	100%	1
BROADWAY HEALTH FLORIDA MEDICAL CLINIC URGENT CARE			1	100%	1
PRIMARY CARE & PEDIATRICS - SHEPHERSTOWN		1			1
TANGLEWOOD MANOR		1			1
AMERICAN FAMILY CARE - SMYRNA			1	100%	1
GRAND VIEW HOSPITAL			1	100%	1
Valley Center (WV)			1	100%	1
MCH PHYSICIANS GROUP			1	100%	1
FHPG SURGICAL ASSOCIATES OF EAST PASCO			1	100%	1
HALIFAX HEALTH PRIMARY CARE ORMOND			1	100%	1
DEVLIN MANOR NURSING AND REHABILITATION		1			1
SOUTH TEXAS HEALTH SYSTEM ER - WARE ROAD			1	100%	1
VELOCITY URGENT CARE - LITTLE CREEK			1	100%	1
PROGRESSIVE MEDICAL LAB LLC			1	100%	1
CENTRAL TX MEDICAL CENTER - LAB			1	100%	1
HABANA HEALTH CARE CENTER			1	100%	1
BLACKBERRY CENTER, THE		1			1
WILLOWBROOKE CT AT LIMA ESTATES		1			1
ATHENA PLASTIC SURGERY		1			1
HCL LABORATORIES			1	100%	1
PATIENT FIRST-GENERAL BOOTH			1	100%	1
bishop rehabilitation and nursing center		1			1
DIMMIT REGIONAL HOSPITAL			1	100%	1
MEDHELP			1	100%	1
LIMA MEMORIAL HOSPITAL			1	100%	1
CONCENTRA - OCALA		1			1
SANTA CLARA VALLEY MEDICAL CENTER			1	100%	1
REFERENCE LABORATORY			1	100%	1
MDS PHARMA SERVICES		1			1
BOND COUNTY HEALTH DEPARTMENT			1	100%	1
ALLIED PHYSICIANS GROUP		1			1
Walgreens #10988		1			1

# COVID-19: testing by laboratory

Data through Mar 27, 2021 verified as of Mar 28, 2021 at 09:25 AM

Data in this report are provisional and subject to change.

The numbers in the table below represent the number of Florida and non-Florida residents for whom test results were received by the Department of Health. A person can be tested by more than one laboratory and can have both positive and negative results. **Therefore, the sum of the numbers in each column will be larger than the total number of people tested.**

Reporting lab	Inconclusive	Negative	Positive	Percent positive	Total
DEPT OF VA MEDICAL CENTER - MIAMI			1	100%	1
ELATION HEALTH		1			1
FAYETTE MEDICAL CENTER LAB		1			1
PULMONARY, CRITICAL CARE AND SLEEP DISORDERS INSTITUTE OF SOUTH FLORID			1	100%	1
SOMA MEDICAL CENTER PA #2			1	100%	1
USC VERDUGO HILLS HOSPITAL			1	100%	1
STEWART FLORIDA ALF, INC			1	100%	1
CUSTOM SCRIPTS PHARMACY		1			1
ASSISTED LIVING AT TREZEVANT		1			1
HOLLAND COMMUNITY HOSPITAL		1			1
DIVERSICARE OF BIG SPRINGS		1			1
TERRELL URGENT CARE			1	100%	1
NEW MILFORD HOSPITAL			1	100%	1
UW MEDICINE CHU LAB			1	100%	1
Shoreline Care Center			1	100%	1
MEDEXPRESS-DOVER		1			1
WELLCARE URGENT CARE			1	100%	1
BAPTIST HEALTH PRIMARY CARE AT DORAL			1	100%	1
WEST PENSACOLA DIALYSIS CENTER			1	100%	1
SAINT PETE MRI			1	100%	1
Kroger 397 - The Little Clinic Frankfort East		1			1
White Oak Manor - Rock Hill		1			1
MID FLORIDA COMMUNITY SERVICES			1	100%	1
Memorial Health Care Center			1	100%	1
ALL CARE URGENT CARE			1	100%	1
CARESOUTH HHA HOLDINGS OF VIRGINIA, LLC			1	100%	1
TAMPA HEALTH CARE PROVIDERS PA		1			1
EXAC CARE CROSSVILLE		1			1
MEA PRIMARY CARE PLUS BYRAM			1	100%	1
WARREN GENERAL HOSPITAL			1	100%	1
BIOMAT USA INC			1	100%	1
PRIORITY CARE LLC			1	100%	1
Wexner Heritage House			1	100%	1
MEMORIAL HOSPITAL - BELLEVILLE			1	100%	1
DR DAN C TRIGG MEMORIAL HOSPITAL		1			1
HARRIS URGENT CARE CENTER			1	100%	1
FAMILY MEDICINE AT CELEBRATION		1			1
TCPA CLINICAL LABORATORIES			1	100%	1
COLOMBO'S PHARMACY		1			1
ABE'S GARDEN/PARK MANOR APARTMENTS		1			1
IMMEDIATE CARE MEDICAL CENTER			1	100%	1
Hillside Rehab and Care Center			1	100%	1
POINTE MEDICAL SERVICES INC			1	100%	1
Kroger 368 - The Little Clinic Frankfort West		1			1
CAH ACQUISITION COMPANY 11 LLC			1	100%	1
CARESPOT EXPRESS HEALTHCARE BOYNTON BEACH			1	100%	1

# COVID-19: testing by laboratory

Data through Mar 27, 2021 verified as of Mar 28, 2021 at 09:25 AM

Data in this report are provisional and subject to change.

The numbers in the table below represent the number of Florida and non-Florida residents for whom test results were received by the Department of Health. A person can be tested by more than one laboratory and can have both positive and negative results. **Therefore, the sum of the numbers in each column will be larger than the total number of people tested.**

Reporting lab	Inconclusive	Negative	Positive	Percent positive	Total
Walgreens #5065		1			1
Victory Health and Rehabilitation			1	100%	1
NORTH FLORIDA FAMILY MEDICINE			1	100%	1
SUNSHINE PEDIATRICS OF LUTz			1	100%	1
QUALITY CLINICAL LAB LLC			1	100%	1
TRAFALGAR DIALYSIS			1	100%	1
OCALA REGIONAL DIALYSIS- NORTH			1	100%	1
SJMC PHYSICIAN SERVICES			1	100%	1
WILLOWBROOKE COURT AT MATTHEWS GLEN		1			1
STEWART MEDICAL GROUP INC			1	100%	1
CAREWELL URGENT CARE FITCHBURG			1	100%	1
Strasburg Care Center		1			1
PUBLIX PHARMACY # 1236			1	100%	1
Wayne County Nursing Home		1			1
IRA FIALKO DO			1	100%	1
Niles Nursing and Rehab. Center		1			1
MEDEXPRESS URGENT CARE CHICOPEE			1	100%	1
PALMA CEIA MED GROUP-SWANN		1			1
FORT MYERS NORTH DIALYSIS		1			1
CLIFTON-FINE HOSPITAL LABORATORY		1			1
PRIMARY CARE GROUP LLC		1			1
WYOMING COUNTY DEPARTMENT OF HEALTH		1			1
MERRILL GARDENS AT CHAMPIONSGATE			1	100%	1
EMERSON HOSPITAL LABORATORY			1	100%	1
CSI LABORATORIES FLORIDA			1	100%	1
Bolingreen Health and Rehabilitation		1			1
SALEM VAMC		1			1
MEMPHIS URGENT CARE #2, LLC			1	100%	1
AMERICAN FAMILY CARE URGENT CARE		1			1
SPINE & PAIN CONSULTANT PLLC		1			1
KENNEDY BOULEVARD DIALYSIS			1	100%	1
ST ANTHONY'S PINELLAS CARE CLINIC			1	100%	1
PM PEDIATRICS PC			1	100%	1
THE CLINIC ON SIXTH			1	100%	1
PANCARE HEALTH - CARR ELEM & MIDDLE SCHOOL			1	100%	1
Kroger 970 - The Little Clinic Westfield			1	100%	1
WELLPATH			1	100%	1
Walgreens #5421		1			1
Garden View Care Center at Dougherty Ferry		1			1
Kingston Care Center of Fort Wayne		1			1
BSA PHYSICIANS GROUP, INC D/B/A BSA FAMILY MEDICAL			1	100%	1
The Evangelical Lutheran Good Samaritan Society Prescott Village		1			1
CVS OH3306POCT AKRON		1			1
PULMONARY MEDICINE		1			1
TITUS REGIONAL MEDICAL CENTER			1	100%	1
HEARTLAND PHARMACY SEBRING			1	100%	1

# COVID-19: testing by laboratory

Data through Mar 27, 2021 verified as of Mar 28, 2021 at 09:25 AM

Data in this report are provisional and subject to change.

The numbers in the table below represent the number of Florida and non-Florida residents for whom test results were received by the Department of Health. A person can be tested by more than one laboratory and can have both positive and negative results. **Therefore, the sum of the numbers in each column will be larger than the total number of people tested.**

Reporting lab	Inconclusive	Negative	Positive	Percent positive	Total
Heritage Health of Peru			1	100%	1
CVS OH2381POCT LEWIS CENTER		1			1
MARTIN ARMY COMMUNITY HOSPITAL			1	100%	1
Kroger 717 - The Little Clinic Dolphin Drive			1	100%	1
HEALTHCARE AND REHAB OF SANFORD			1	100%	1
OCEANVIEW NURSING AND REHABILITAION CENTER			1	100%	1
LOURDES URGENT CARE			1	100%	1
ST. LUKES HOSPITAL			1	100%	1
Kroger 618 - The Little Clinic Trail Creek Village		1			1
GARDEN VIEW CARE CENTER		1			1
LADY LAKE FAMILY MEDICINE			1	100%	1
Kroger 838 - The Little Clinic Fairborn		1			1
COASTAL ER IX, PHYSICIANS PREMIER			1	100%	1
THE LITTLE CLINIC, LLC			1	100%	1
SPARTA HEALTH & REHAB		1			1
PASTEUR MEDICAL HIALEAH GARDEN LLC			1	100%	1
BLANCHARD VALLEY HOSPITAL LABORATORY			1	100%	1
PORTAGE MEDICAL CENTER			1	100%	1
SYCAMORE MEDICAL CENTER-KETTERING HEALTH NETWORK			1	100%	1
ASHLEY PEDIATRICS DAY & NIGHT CLINIC			1	100%	1
EXPRESS WALK IN MEDICAL CENTER			1	100%	1
BOCA CIEGA CENTER			1	100%	1
CENTRAL JERSEY URGENT CARE OF GREEN BR		1			1
ALDEN PHARMACY		1			1
Signature Healthcare of Fort Wayne		1			1
LOPEZ		1			1
SUNCOAST BEHAVIORAL HEALTH CENTER			1	100%	1
ST VINCENT'S AMBULATORY CARE INC			1	100%	1
BHS PHYSICIAN NETWORK			1	100%	1
SANFORD HOME		1			1
UF HEALTH - WILDLIGHT			1	100%	1
HUDSON REGIONAL HOSPITAL			1	100%	1
DEL PRADO MEDICAL CENTER, INC		1			1
INDIAN RIDGE		1			1
NEW ERA COMMUNITY HEALTH CENTER LLC		1			1
BALLAD HEALTH MEDICAL ASSOCIATES URGENT CARE			1	100%	1
SEVEN HILLS HEALTHCARE GROUP LLC DBA		1			1
SYNERGENE LABORATORY			1	100%	1
LRHS Pablo Urgent Care		1			1
CDR MAGUIRE – STUART MISSION			1	100%	1
Birmingham Nursing & Rehab Center		1			1
INDIAN RIVER CLINICAL LABORATORY, INC.		1			1
Mason Health and Rehab		1			1
Crowne Place Assisted Living		1			1
TRADITIONAL MEDICINE CENTER			1	100%	1
Pontotoc Health and Rehab		1			1

# COVID-19: testing by laboratory

Data through Mar 27, 2021 verified as of Mar 28, 2021 at 09:25 AM

Data in this report are provisional and subject to change.

The numbers in the table below represent the number of Florida and non-Florida residents for whom test results were received by the Department of Health. A person can be tested by more than one laboratory and can have both positive and negative results. **Therefore, the sum of the numbers in each column will be larger than the total number of people tested.**

Reporting lab	Inconclusive	Negative	Positive	Percent positive	Total
FLORIDA FAMILY LABORATORY		1			1
SUMMIT COUNTY PUBLIC HEALTH DEPARTMENT			1	100%	1
TOXUSALABS DBA CONNECTDX LABS		1			1
DIRECT PRIMARY CARE OF BURLESON			1	100%	1
CVS IN6536POCT KOKOMO		1			1
Villa Maria			1	100%	1
WVU MEDICINE AT SUNCREST TOWNE CENTRE			1	100%	1
COLER REHABILITATION AND NURSING CARE		1			1
CENTRAL FLORIDA ADULT MEDICINE		1			1
SWIFTCARE URGENT CARE, PLLC			1	100%	1
PIEDMONT HENRY HOSPITAL, INC		1			1
NEVADA RURAL HOUSING AUTHORITY			1	100%	1
WESTCHESTER MEDICAL CENTER ADVANCED		1			1
BROOKDALE FORT WALTON BEACH			1	100%	1
MEDEXPRESS URGENT CARE - LAWTON		1			1
ANY LAB TEST FAST CORP			1	100%	1
CYPRESS VILLAGE REHAB CENTER		1			1
PATHOLOGY ASSOCIATES			1	100%	1
WELL-KEY URGENT CARE SEVIERVILLE			1	100%	1
ST LUKES SURGICAL AT THE VILLAGES INC			1	100%	1
HAWKEYE CARE CENTER DUBUQUE		1			1
Kroger 086 - The Little Clinic Broomfield-Sheridan		1			1
MINUTECLINIC DIAGNOSTIC OF NH, LLC (CL		1			1
HIBISCUS COURT			1	100%	1
MAYO MEDICAL LABORATORIES			1	100%	1
IMMY LABS			1	100%	1
CHATEAU TERREBONNE HEALTH CARE		1			1
REEVES COUNTY HOSPITAL DISTRICT			1	100%	1
ARISTACARE AT MANCHESTER		1			1
Southwest Louisiana Veterans Home			1	100%	1
Allen Health and Rehabilitation		1			1
MEDICAL CITY DENTON			1	100%	1
PASCO COUNTY HEALTH DEPARTMENT			1	100%	1
Terrace Glen Village		1			1
FLORIDA SOUTHERN COLLEGE			1	100%	1
ABINGTON MEMORIAL HOSPITAL			1	100%	1
Kroger 683 - The Little Clinic Foothills Plaza		1			1
ELMCROFT OF TIMBERLIN PARC			1	100%	1
WELLMED AT LONGWOOD			1	100%	1
CAREFIRST URGENT CARE - BEECHMONT			1	100%	1
UT HEALTH RIO GRANDE VALLEY PRIMARY CARE AT			1	100%	1
MISSOURI DEPT. OF HEALTH			1	100%	1
DAYTONA BEACH DIALYSIS			1	100%	1
FAMILY MEDICAL CENTRE			1	100%	1
ALTA BATES SUMMIT MEDICAL CENTER CLINICAL LAB			1	100%	1
TRIDENT ANTI AGING LLC			1	100%	1

# COVID-19: testing by laboratory

Data through Mar 27, 2021 verified as of Mar 28, 2021 at 09:25 AM

Data in this report are provisional and subject to change.

The numbers in the table below represent the number of Florida and non-Florida residents for whom test results were received by the Department of Health. A person can be tested by more than one laboratory and can have both positive and negative results. **Therefore, the sum of the numbers in each column will be larger than the total number of people tested.**

Reporting lab	Inconclusive	Negative	Positive	Percent positive	Total
NEW SMYRNA BEACH AMBULATORY CARE CTR			1	100%	1
WINDSOR MANOR			1	100%	1
KENT		1			1
DOCTORS CARE - GREER		1			1
TILLAMOOK COUNTY GENERAL HOSPITAL LAB		1			1
SOUTHEAST MISSOURI HOSPITAL		1			1
Coos County Nursing Home		1			1
C V S / PHARMACY #833		1			1
MEMORIALCARE LONG BEACH MEDICAL CENTER			1	100%	1
HILLSBORO MEDICAL CENTER MAIN LABORATO		1			1
ELKHART GENERAL HOSPITAL			1	100%	1
BISHOP KEARNEY		1			1
CROWNPOINT HEALTHCARE FACILITY		1			1
HEBER VALLEY HOSPITAL			1	100%	1
UNIVERISTY HOSPITAL			1	100%	1
DIAGNOSTIC GROUP INTEGRATED HEALTHCARE			1	100%	1
CARESOUTH HHA HOLDINGS OF THE TREASURE COAST LLC			1	100%	1
COASTAL MANOR		1			1
BAYCARE OUTREACH LAB AT NEW TAMPA			1	100%	1
NATION'S BEST CARE HOME HEALTH			1	100%	1
The Pines at Poughkeepsie Center for Nursing and Rehabilitation		1			1
AL MANI HEALTH INSTUTUTE		1			1
LEESBURG DIALYSIS CENTER		1			1
ADVENTHEALTH MEDICAL GROUP SENIOR HEALTH AT			1	100%	1
AURORA HEALTH CARE METRO INC			1	100%	1
HARDEN DIALYSIS		1			1
BEAUMONT URGENT CARE		1			1
HELIX BIOMEDICS LLC			1	100%	1
CVS CT750POCT ENFIELD		1			1
Mayfair Village Nursing Care Center		1			1
Kroger 968 - The Little Clinic Colerain Township		1			1
NYU LANGONE AMBULATORY CARE LAKE SUCCE		1			1
LOUIS A JOHNSON VAMC		1			1
HALE KUPUNA HERITAGE HOME		1			1
ASPIRUS WAUSAU HOSPITAL			1	100%	1
CARESPOT - OCOEE			1	100%	1
FAMILY MEDICINE AT KISSIMMEE		1			1
Tremont Health & Rehabilitation Center		1			1
Mountain View Manor			1	100%	1
Brookcrest Nursing Home		1			1
ST JOHNS EPISCOPAL HOSPITAL SOUTH SHORE		1			1
THE GROVE HEALTH AND REHAB			1	100%	1
BEACHSIDE DETOX		1			1
Kroger 481 - The Little Clinic Houston Levee		1			1
DOCTORS AFTER HOURS URGENT CARE CENTER			1	100%	1
UNLIMITED MEDICAL SERVICES OF FL PL DBA		1			1

# COVID-19: testing by laboratory

Data through Mar 27, 2021 verified as of Mar 28, 2021 at 09:25 AM

Data in this report are provisional and subject to change.

The numbers in the table below represent the number of Florida and non-Florida residents for whom test results were received by the Department of Health. A person can be tested by more than one laboratory and can have both positive and negative results. **Therefore, the sum of the numbers in each column will be larger than the total number of people tested.**

Reporting lab	Inconclusive	Negative	Positive	Percent positive	Total
ST VINCENTS OUTPATIENT IMAGING		1			1
MEDEXPRESS NORTHSIDE			1	100%	1
UNIVERSITY OF BALTIMORE WASHINGTON MEDICAL CENTER			1	100%	1
DR JAMES D FORBES FAMILY CARE CENTER			1	100%	1
SOUTHWOOD HEALTHCARE CENTER		1			1
GIFFORD MEMORIAL HOSPITAL		1			1
SOUTHWOOD NURSING & RETIREMENT CENTER		1			1
ROCKLEDGE HEALTH & REHABILITATION CENTER			1	100%	1
COUNTY OF HAMILTON			1	100%	1
ODYSSEY HEALTH CARE OF MARION COUNTY LLC		1			1
IVY CREEK HEALTHCARE & WELLNESS CENTRE			1	100%	1
PARK LANE NURSING HOME		1			1
ENZO LABS INC			1	100%	1
PEACE HEALTH FAMILY MEDICINE AT 87TH AVE		1			1
Kroger 569 - The Little Clinic Gallatin		1			1
GARDENS AT MAPLEWOOD			1	100%	1
URGENT TEAM MANAGEMENT OF TENNESSEE, L			1	100%	1
UUHC - REDSTONE HEALTH CENTER LABORATORY			1	100%	1
Village Crest Center for Health & Rehabilitation		1			1
CARENOW LAKE WORTH			1	100%	1
BGB SUMMIT MEDICAL GROUP		1			1
WILLOW DALE WELLNESS VILLAGE APARTMENT		1			1
JOSHUA E CHESIR MD		1			1
HAMILTON CI MAIN UNIT ANNEX/ WORK CAMP			1	100%	1
Monument Health Custer Care Center		1			1
URGENT CARE OF FORT LAUDERDALE INC			1	100%	1
ELAN MANATEE			1	100%	1
Miller Health Care Center			1	100%	1
RIVERVIEW HOSPITAL	1				1
STATE OF CALIFORNIA DOH SERVICES			1	100%	1
SOMA MEDICAL CENTER PA #2 OAKLAND			1	100%	1
CVS KS8573POCT OVERLAND PARK		1			1
CLEVELAND CLINIC FLORIDA LAB			1	100%	1
WESTEX URGENT CARE, PLLC			1	100%	1
EAST COAST INSTITUTE FOR RESEARCH LLC			1	100%	1
CVS OH6167POCT ASHLAND		1			1
LAB PLUS, LLC			1	100%	1
NORTH RIVER FAMILY HEALTH CENTER			1	100%	1
TMH CANCER CENTER LABORATORY			1	100%	1
PELICAN STATE OUTPATIENT CENTER			1	100%	1
Holly Hill Healthcare Center			1	100%	1
EAST FL CORE LAB			1	100%	1
Arbor Springs Health and Rehab		1			1
THE CHILDREN'S HOSPITAL OF PHILADELPHIA		1			1
SHARON REGIONAL MEDICAL CENTER			1	100%	1
Glen Haven Health and Rehabilitation LLC		1			1



# COVID-19: testing by laboratory

Data through Mar 27, 2021 verified as of Mar 28, 2021 at 09:25 AM

Data in this report are provisional and subject to change.

The numbers in the table below represent the number of Florida and non-Florida residents for whom test results were received by the Department of Health. A person can be tested by more than one laboratory and can have both positive and negative results. **Therefore, the sum of the numbers in each column will be larger than the total number of people tested.**

Reporting lab	Inconclusive	Negative	Positive	Percent positive	Total
DIGNITY HEALING LLC			1	100%	1
ROAN MOUNTAIN MEDICAL CENTER			1	100%	1
ADVENT HEALTH - OWASA			1	100%	1
ADAMS COUNTY HEALTH DEPARTMENT			1	100%	1
NORTH SHORE HEMATOLOGY-ONCOLOGY ASSOCI		1			1
ADVANCE MD CARE			1	100%	1
Kroger 907 - The Little Clinic Holland		1			1
LANTANA HC LAB			1	100%	1
BROOKSHIRE, THE			1	100%	1
SANFORD LABORATORIES WATERTOWN			1	100%	1
Spring Gate Rehab and Healthcare Center		1			1
441 URGENT CARE CENTER - BROWNWOOD			1	100%	1
FRIO REGIONAL PRIMARY CARE AND URGENT CARE CLINIC			1	100%	1
MINUTECLINIC DIAGNOSTIC OF VIRGINIA, LLC #1980		1			1
ALTAMONTE SPRINGS WALK IN MED CENTER			1	100%	1
Kroger 97 - The Little Clinic Hutchinson		1			1
AUTUMN HOUSE			1	100%	1
RIVERSIDE MEDICAL CENTER		1			1
FIT4LIFE MEDICAL CENTER			1	100%	1
SHRIVERS PHARMACY AND WELLNESS CENTER			1	100%	1
FLAGLER PROFESSIONAL HEALTH CARE SERVICES INC		1			1
Heartland of Perrysburg		1			1
ALBANNA PEDIATRICS CENTER			1	100%	1
Fulton County Medical Center Long Term Care			1	100%	1
MEDICAL ARTS LABORATORY			1	100%	1
MEDICAL CLINIC OF HOUSTON			1	100%	1
BOCA GENERAL AND FAMILY MEDICINE		1			1
DORA HOME CARE			1	100%	1
KINGWOOD EMERGENCY CENTER			1	100%	1
CVS NC6633POCT FAYETTEVILLE		1			1
Kroger 670 - The Little Clinic Powell		1			1
MID FLORIDA BIOLOGICALS			1	100%	1
Hempfield Manor		1			1
ORANGE PEDIATRICS PA			1	100%	1
MEDEXPRESS URGENT CARE-MEADVILLE			1	100%	1
MEMORIAL SATILLA HEALTH			1	100%	1
PLANT CITY FAMILY CARE		1			1
Falmouth By The Sea			1	100%	1
ASCARATE DIALYSIS			1	100%	1
JOHN PETER SMITH HOSPITAL- OB TRIAGE			1	100%	1
C V S / PHARMACY #4396		1			1
Community Compassion Center of Batesville			1	100%	1
URGENTMED PLANTATION			1	100%	1
MED CHOICE CENTER OF NORTH MIAMI			1	100%	1
HHCS PHARMACY INC			1	100%	1
SAN JOSE CLINIC		1			1

# COVID-19: testing by laboratory

Data through Mar 27, 2021 verified as of Mar 28, 2021 at 09:25 AM

Data in this report are provisional and subject to change.

The numbers in the table below represent the number of Florida and non-Florida residents for whom test results were received by the Department of Health. A person can be tested by more than one laboratory and can have both positive and negative results. **Therefore, the sum of the numbers in each column will be larger than the total number of people tested.**

Reporting lab	Inconclusive	Negative	Positive	Percent positive	Total
TILE PHARMACY		1			1
WATERBURY HOSPITAL REFERENCE LAB			1	100%	1
LP ELIZABETHTON		1			1
URGENT CARE OF KANSAS CITY			1	100%	1
Altenheim Senior Living		1			1
Kroger 83 - The Little Clinic Rock Road		1			1
DAYTONA BEACH CENTRA CARE			1	100%	1
PARRISH MEDICAL GROUP			1	100%	1
ORMOND PEDIATRICS PA			1	100%	1
NHC Sequatchie		1			1
CAMBRIDGE HEALTH ALLIANCE			1	100%	1
RESOURCE PATH LLC			1	100%	1
Sharon Care Center			1	100%	1
NAVARRO MEDICAL CENTERS LLC			1	100%	1
SAINT AGNES HOSPITAL			1	100%	1
WATERTOWN URGENT CARE		1			1
BAYLOR SCOTT AND WHITE MEDICAL CENTER -CENTENTENNIAL			1	100%	1
UMASS MEMORIAL MEDICAL CENTER, INC		1			1
Avera Sr. James Care Center		1			1
MIDWEST COVENANT HOME, INC		1			1
BETHESDA ON TURKEY CREEK			1	100%	1
OCCUPATIONAL HEALTH CENTER		1			1
ROSE MEDICAL CENTER LAB			1	100%	1
Fairhope		1			1
PEACE OF MIND REHAB CENTER		1			1
WEST COAST CLINICAL LABS INC			1	100%	1
AUGUSTA HEALTH CLINICAL LABORATORY			1	100%	1
HOUSTON DEPARTMENT OF HEALTH AND HUMAN SERVICES			1	100%	1
UNIVERSITY OF MN MEDICAL CENTER EAST CAMPUS			1	100%	1
DERMDX, DIV OF AURORA DIAGNOSTICS/BERNHARDT LAB		1			1
CVS MA915POCT BEVERLY			1	100%	1
CASA DE ORO CARE AND REHABILITATION CE		1			1
CAN COMMUNITY HEALTH LLC		1			1
PCG MOLECULAR			1	100%	1
ROBERT TAYLOR COMMUNITY COMPLEX			1	100%	1
BAPTIST HEALTH EXPRESS CARE			1	100%	1
RAPID CITY REGIONAL HOSPITAL -579 ATTN. LABORATORY		1			1
MEDEXPRESS URGENT CARE - ST CLAIR, CLOVER DR.		1			1
Williamstown Commons			1	100%	1
PHYSICIANS ASSOCIATES			1	100%	1
PARTNERS IN PRIMARY CARE		1			1
ARIZA WELLNESS CARE LLC			1	100%	1
MEDEXPRESS URGENT CARE - WAYNESBURG		1			1
HAMILTON MEDICAL CENTER LABORATORY			1	100%	1
TREEHOUSE PEDIATRICS			1	100%	1
Walgreens #10851		1			1

# COVID-19: testing by laboratory

Data through Mar 27, 2021 verified as of Mar 28, 2021 at 09:25 AM

Data in this report are provisional and subject to change.

The numbers in the table below represent the number of Florida and non-Florida residents for whom test results were received by the Department of Health. A person can be tested by more than one laboratory and can have both positive and negative results. **Therefore, the sum of the numbers in each column will be larger than the total number of people tested.**

Reporting lab	Inconclusive	Negative	Positive	Percent positive	Total
LAKE MARY OPTUM FLORIDA			1	100%	1
SMITH			1	100%	1
NORTHEAST BAPTIST HOSPITAL			1	100%	1
Sunnybrook Rehabilitation Center			1	100%	1
BMC/NASSAU			1	100%	1
SPRING VALLEY HOSPITAL MEDICAL CENTER			1	100%	1
DESTIN SURGERY CENTER LTD		1			1
MEDEXPRESS URGENT CARE - WESTFIELD, E MAIN ST			1	100%	1
LARKIN COMMUNITY HOSPITAL PALM SPRINGS CAMPUS			1	100%	1
RIVIERA BEACH HEALTH CENTER LAB			1	100%	1
NEW ERA HEALTH CENTER INC		1			1
ELLIS HOSPITAL URGENT CARE CENTER LAB		1			1
Smg/North Jersey Hematology & Oncology		1			1
WMC HEALTH GROUP INC			1	100%	1
GOOD PEDIATRICS			1	100%	1
SUTTER GOULD MEDICAL FOUNDATION			1	100%	1
MEDICAL ASSOCIATES OF THE SHOALS		1			1
MARINA DEL REY HOSPITAL LAB			1	100%	1
CAREHERE HUDSON BAY			1	100%	1
CORNERSTONE OF RECOVERY INC		1			1
Fairhaven Retirement Community		1			1
LEE HEALTH KIDS URGENT CARE		1			1
DOCTORS HEARING			1	100%	1
GARDENS PEDIATRICS LAB			1	100%	1
KNOX COMMUNITY HOSPITAL			1	100%	1
INTEGRIS SEMINOLE EMERGENCY DEPT			1	100%	1
LABTEST LLC LABTEST DIAGNOSTICS			1	100%	1
MEDHEALTH CLINICAL INC			1	100%	1
ACCOMPLISHED HOME CARE		1			1
AMERICAN LAB LLC		1			1
MEDEXPRESS URGENT CARE - DERBY N ROCK		1			1
Kroger 49 - The Little Clinic Wichita - 21st St.			1	100%	1
SOUTHERN WINDS			1	100%	1
MIL LAKE HEALTHCARE CENTER INC PEDIATRICS			1	100%	1
MOUNT SINAI COMPREHENSIVE CANCER CENTER			1	100%	1
BAYLOR SCOTT & WHITE MEDICAL SURGICAL CLINIC			1	100%	1
COMMONWEALTH OF VIRGINIA DIVISION OF CONSOLIDATED LABORATORY SERVICES			1	100%	1
DW MCMILLAN MEMORIAL HOSPITAL LABORATORY			1	100%	1
FAIRVIEW SOUTHDALE			1	100%	1
NASON HOSPITAL			1	100%	1
BNJ		1			1
WELLSTAR ATLANTA MEDICAL CENTER LABORA		1			1
Bethany Manor		1			1
MEDEXPRESS URGENT CARE, EDWARDSVILLE		1			1
UFHEALTH			1	100%	1
DEACONESS URGENT CARE CENTER			1	100%	1

# COVID-19: testing by laboratory

Data through Mar 27, 2021 verified as of Mar 28, 2021 at 09:25 AM

Data in this report are provisional and subject to change.

The numbers in the table below represent the number of Florida and non-Florida residents for whom test results were received by the Department of Health. A person can be tested by more than one laboratory and can have both positive and negative results. **Therefore, the sum of the numbers in each column will be larger than the total number of people tested.**

Reporting lab	Inconclusive	Negative	Positive	Percent positive	Total
NORTH PALM BEACH DIALYSIS CENTER			1	100%	1
CHRISTIAN REST HOME ASSOC		1			1
ASCENSION ST VINCENT'S - WESTSIDE			1	100%	1
Alexandria Place		1			1
FAMILY MEDICAL CLINIC KENDALL LLC			1	100%	1
PRIMEX CLINICAL LABORATORIES INC			1	100%	1
Chateau Living Center			1	100%	1
MY URGENT CARE CLINIC			1	100%	1
CLERMONT PEDIATRICS, PA			1	100%	1
CORPUS CHRISTI MEDICAL CENTER			1	100%	1
FAITH FAMILY PRACTICE			1	100%	1
MEDEXPRESS URGENT CARE - CINNAMINSON		1			1
Kroger 518 - The Little Clinic Hermitage		1			1
COUNTRYSIDE PEDIATRIC CARE PA			1	100%	1
LOWER KEYS COMMUNITY HEALTH CENTER			1	100%	1
DR BAWA AND ASSOCIATES			1	100%	1
NHC Chattanooga			1	100%	1
MERITUS MEDICAL CENTER			1	100%	1
XSTREMEMD			1	100%	1
BAPTIST HOSPITAL EAST			1	100%	1
Community Care Center of Heritage House, LLC			1	100%	1
ORCHARD PARK HEALTH CARE AND REHABILITATION CENTER		1			1
INTERNAL MEDICINE EMILIA MURRAY MD PA		1			1
WESTCOAST FAMILY PRACTICE		1			1
MARTIN MEM FAMILY CARE AT ST LUCIE W			1	100%	1
FOUNDATION LABORATORY			1	100%	1
DOCTORS CARE - AIKEN MALL			1	100%	1
ELKTON TRANSITIONAL CARE CENTER		1			1
GATEWAY FAMILY HEALTH CLINIC			1	100%	1
WELLMED AT LINEBAUGH AVE			1	100%	1
CVS CT2210POCT RIVERSIDE		1			1
CVS AZ4795POCT MESA		1			1
NEW HORIZON PRIMARY CARE LLC			1	100%	1
SACRED HEART MEDICAL CENTER			1	100%	1
Baypoint Healthcare Center			1	100%	1
Kroger 532 - The Little Clinic Murfreesboro		1			1
NEW YORK UNIVERSITY MEDICAL CENTER			1	100%	1
MEDEXPRESS URGENT CARE PENNSVILLE		1			1
CENTRAL CAROLINA HOSPITAL			1	100%	1
UNIVERSITY OF VERMONT MEDICAL CENTER			1	100%	1
RENOWN REGIONAL MEDICAL CENTER			1	100%	1
GOLDING-GRANADO MEDICAL ASSOCIATES		1			1
Excel Care Center			1	100%	1
LABTECH DIAGNOSTICS			1	100%	1
PHYSICIANS IMMEDIATE CARE			1	100%	1
2504-HOMEWOOD		1			1

# COVID-19: testing by laboratory

Data through Mar 27, 2021 verified as of Mar 28, 2021 at 09:25 AM

Data in this report are provisional and subject to change.

The numbers in the table below represent the number of Florida and non-Florida residents for whom test results were received by the Department of Health. A person can be tested by more than one laboratory and can have both positive and negative results. **Therefore, the sum of the numbers in each column will be larger than the total number of people tested.**

Reporting lab	Inconclusive	Negative	Positive	Percent positive	Total
MISSOURI DEPARTMENT OF HEALTH AND SENIOR SERVICES - STATE PH LAB		1			1
SHEPHERD CENTER CLINICAL LABORATORY		1			1
LEE MEMORIAL HOSPITAL OUTPATIENT SURGERY CENTER			1	100%	1
FIRST CARE WALK IN CLINIC LLC			1	100%	1
Kroger 006 - The Little Clinic Uintah Gardens		1			1
Salem Hills Rehabilitation and Nursing Center		1			1
SOUTHEASTERN INTEGRATED MEDICAL PL			1	100%	1
MCR HEALTH MEDICAL EXPRESS			1	100%	1
Glenis Dr VA Outpatient Clinic		1			1
ORLANDO PHYSICIAN NETWORK		1			1
ASHLEY CLINICAL DIAGNOSTIC LABORATORY			1	100%	1
Lutheran Community at Telford		1			1
ROYAL PALM PEDIATRICS			1	100%	1
HEARTLAND OF ZEPHYRHILLS FL, LLC			1	100%	1
BRADENTON DIALYSIS			1	100%	1
FLORIDA HEALTH CARE MEDICAL GROUP		1			1
MORSELIFE HOME CARE INC			1	100%	1
MILLERSVILLE UNIVERSITY HEALTH SERVICE		1			1
PHYSICIANS OF CENTRAL FLORIDA			1	100%	1
GABRIELA GOLDSTEIN MD PA			1	100%	1
VETERANS AFFAIRS MEDICAL CENTER - EAST ORANGE			1	100%	1
LAMARQUE DIALYSIS			1	100%	1
KID FIXERS		1			1
HEALTH ALLIANCE			1	100%	1
CATHEDRAL GERONTOLOGY CENTER DBA CATHEDRAL CARES			1	100%	1
LCMC LAB SUBSECTION		1			1
Kroger 894 - The Little Clinic NEC		1			1
RESIDENCES AT MIAMI / REIGN GARDENS LLC, THE			1	100%	1
RIDGE OPTUM FLORIDA			1	100%	1
BAPTIST EMERGENCY HOSPITAL - KELLY			1	100%	1
Kroger - KR070300083			1	100%	1
FLORIDA EPIDEMIOLOGY PROGRAM			1	100%	1
CONNECTICUT PEDIATRICS @ CHC		1			1
STUDENT HEALTH CENTER			1	100%	1
COVE AT THE MARBELLA,THE			1	100%	1
NSPIRE HEALTHCARE PLANTATION			1	100%	1
MEDEXPRESS URGENT CARE - HADLEY		1			1
ADVENT HEALTH MEDICAL GROUP MULTISPECIALTY			1	100%	1
NICKLAUS CHILDREN'S DORAL OUTPATIENT CENTER			1	100%	1
ADVENTHEALTH MEDICAL GROUP PEDIATRICS DIABETES &			1	100%	1
Maplewood of Cheshire County		1			1
HATLEY HEALTH CARE, INC		1			1
CERMAK HEALTH SERVICES			1	100%	1
ADVANCED RESEARCH AND DIAGNOSTIC LABORATORY UNIVERSITY OF MINNESOTA			1	100%	1
Kroger 682 - The Little Clinic New Holland Market			1	100%	1
Urgent Care 24/7 Orlando LLC			1	100%	1

# COVID-19: testing by laboratory

Data through Mar 27, 2021 verified as of Mar 28, 2021 at 09:25 AM

Data in this report are provisional and subject to change.

The numbers in the table below represent the number of Florida and non-Florida residents for whom test results were received by the Department of Health. A person can be tested by more than one laboratory and can have both positive and negative results. **Therefore, the sum of the numbers in each column will be larger than the total number of people tested.**

Reporting lab	Inconclusive	Negative	Positive	Percent positive	Total
MEDEXPRESS URGENT CARE -HOWELL US HWY		1			1
CARDIAC AND VASCULAR CONSULTANTS MD PA		1			1
SSC NASHVILLE OPERATING CO LLC D/B/A		1			1
ACCURATE HEALTH SERVICES CORP			1	100%	1
Portsmouth Health and Rehab			1	100%	1
LABORATORY SERVICES SGHS - CAMDEN		1			1
Harbor House		1			1
TAMPA GENERAL MEDICAL GROUP LABORATORY HEALTHPARK			1	100%	1
CHP COVID-19 (TX)			1	100%	1
FOUNDCARE HEALTH			1	100%	1
HUNTSVILLE HOSPITAL			1	100%	1
CVS PHARMACY INC DBA CVS/PHARMACY # 10600		1			1
QUEST INC			1	100%	1
MICROBIOLOGY DEPARTMENT			1	100%	1
PCR DIAGNOSTICS			1	100%	1
OPTUM MEDICAL CLINIC IN ROCKRIMMON			1	100%	1
INDIANA STATE DEPARTMENT OF HEALTH CLINIC MICROBIOLOGY		1			1
ARBOR DIAGNOSTICS, INC		1			1
C A R E S		1			1
HOSPITAL SISTERS HEALTH SYSTEM (HSHS)			1	100%	1
SPECTRUM LABORATORY			1	100%	1
CVS MO8595POCT RAYMORE		1			1
SUMMIT DETOX INC			1	100%	1
FALKVILLE HEALTHCARE		1			1
UNIVERSITY OF MIAMI - LENNAR CENTER			1	100%	1
CHILDREN'S MEMORIAL HOSPITAL			1	100%	1
Kroger 519 - The Little Clinic Staples Mill Road		1			1
GEORGE WASHINGTON UNIVERSITY HOSPITAL			1	100%	1
AUSTIN URGENT CARE			1	100%	1
HOSPICE OF MARION COUNTY INC			1	100%	1
BAPTIST MINOR MEDICAL CENTER			1	100%	1
Big River Nursing and Rehab		1			1
VELOCITY URGENT CARE - REDMILL			1	100%	1
WINTER HAVEN DIALYSIS		1			1
CLEVELAND CLINIC OHIO LABORATORIES			1	100%	1
BRITTNEY WHELIHAN IRWIN ARNP LLC			1	100%	1
WMC HEALTH GROUP OF KISSIMMEE LLC			1	100%	1
UNIVERSITY OF MIAMI HOSPITALS & CLINIC			1	100%	1
HACKENSACK UNIVERSITY MEDICAL CENTER		1			1
DE TAR HOSPITAL			1	100%	1
Chateau Girardeau			1	100%	1
Grand Junction VAMC		1			1
GENESIS HEALTH SYSTEM			1	100%	1
HALIFAX FAMILY HEALTH CENTER			1	100%	1
WATERS EDGE ELEMENTARY SCHOOL			1	100%	1
RM PHARMACY SERVICES INC		1			1

# COVID-19: testing by laboratory

Data through Mar 27, 2021 verified as of Mar 28, 2021 at 09:25 AM

Data in this report are provisional and subject to change.

The numbers in the table below represent the number of Florida and non-Florida residents for whom test results were received by the Department of Health. A person can be tested by more than one laboratory and can have both positive and negative results. **Therefore, the sum of the numbers in each column will be larger than the total number of people tested.**

Reporting lab	Inconclusive	Negative	Positive	Percent positive	Total
TENNOVA ER - SANGO			1	100%	1
SAINT BARNABAS MEDICAL CENTER		1			1
CHI ST ALEXIUS TRANSITIONAL CARE UNIT		1			1
Long Beach Care Center			1	100%	1
VIVEX/UMTB BIOMEDICAL			1	100%	1
HEALTHCARE ASSOCIATES OF IRVING, LLP			1	100%	1
PEDIATRIC ASSOCIATES - MIAMI LAKES		1			1
Abernethy Laurels		1			1
CVS AZ3749POCT GOODYEAR		1			1
CHIPLEY DIALYSIS			1	100%	1
CVS AZ7855POCT TUCSON		1			1
FAMILY PRACTICE ASSOCIATES		1			1
MEDEXPRESS URGENT CARE - LINDEN		1			1
SOUTHEASTERN PATHOLOGY ASSOCIATES			1	100%	1
JOSEPH REINA PHARMACY INC DBA JRX PHAR		1			1
HEART HOSPITAL OF LAFAYETTE: EMERGENCY ROOM			1	100%	1
THE MEDICAL CENTER			1	100%	1
CORPORATION OF AMERICA		1			1
SOUTH COUNTY MEDICAL CENTER			1	100%	1
UMMC MIDTOWN CAMPUS			1	100%	1
APOLLO ADVANCED HOME HEALTH CORP			1	100%	1
MARQUETTE GENERAL HOSPITAL			1	100%	1
WORKFORCE HEALTH DEPARTMENT			1	100%	1
KINGWOOD EMERGENCY HOSPITAL			1	100%	1
ALAFAYA WOODS FAMILY MEDICAL CENTER		1			1
THE TOLEDO HOSPITAL			1	100%	1
CARESPOT - LEE VISTA			1	100%	1
PEDIATRIC URGENT CARE CENTR OF FORT WORTH-LA GRAN			1	100%	1
WILSON FAMILY MEDICINE LLC		1			1
NEMOURS CHILDREN'S PRIMARY CARE, ST CLOUD			1	100%	1
MEDEXPRESS URGENT CARE - NUTLEY		1			1
INLET CONCIERGE MEDICINE			1	100%	1
FINLAY MEDICAL RESEARCH CORP			1	100%	1
MIAMI VASCULAR SURGERY			1	100%	1
ADVENTHEALTH IMAGING WINTERGARDEN		1			1
ORMOND MEDICAL ARTS FAMILY PRACTICE PL			1	100%	1
ADVANCE CARDIOVASCULAR IMAGING, INC			1	100%	1
BLOOD SYSTEMS LABORATORIES			1	100%	1
Isle Health and Rehabilitation Center			1	100%	1
LEELANAU OPCO, LLC		1			1
RIVERVIEW HOSPITAL D/B/A UNIVERSITY		1			1
Kroger 350 - The Little Clinic New Cut Road		1			1
KIDS CARE PEDIATRICS			1	100%	1
FRESENIUS SOUTH FORT MYERS		1			1
MYKIDZMD PEDIATRICS PLLC		1			1
Casa Real Center		1			1

# COVID-19: testing by laboratory

Data through Mar 27, 2021 verified as of Mar 28, 2021 at 09:25 AM

Data in this report are provisional and subject to change.

The numbers in the table below represent the number of Florida and non-Florida residents for whom test results were received by the Department of Health. A person can be tested by more than one laboratory and can have both positive and negative results. **Therefore, the sum of the numbers in each column will be larger than the total number of people tested.**

Reporting lab	Inconclusive	Negative	Positive	Percent positive	Total
MEADOWS PARK HEALTH AND REHABILITATION		1			1
CROSS CREEK HEALTH CARE		1			1
MEDEXPRESS URGENT CARE-VINLAND SOUTH			1	100%	1
PIONEER CLINICAL RESEARCH LLC			1	100%	1
MEDSTAR URGENT CARE, LLC			1	100%	1
St Mary's d'Youville Pavilion		1			1
LabCorp of America			1	100%	1
PM PEDIATRICS OF BAYSIDE PLLC - BELLER		1			1
Michael J Crescenz VA Outpatient Dialysis Center		1			1
GENERATIONS CENTER OF SPENCER		1			1
ST FRANCIS COLLEGE WELLNESS CENTER		1			1
NEW YORK CITY DEPARTMENT OF HEALTH			1	100%	1
SELF REGIONAL HEALTHCARE			1	100%	1
FLAGLER HOME CARE			1	100%	1
AMD			1	100%	1
OPTUM OF HIALEAH		1			1
ISLANDS ASSISTED LIVING FACILITY,THE			1	100%	1
MEDICAL LIFE-INC GUIDEWELL EMERGENCY MEDICINE			1	100%	1
ANDREWS INSTITUTE AMBULATORY SURGERY CENTER		1			1
ABRAKIDABRA KIDS CLINIC			1	100%	1
FAIRVIEW HOSPITAL			1	100%	1
Walgreens #17445		1			1
ADVENTHEALTH PHYSICIAN GROUP - APPLEWOOD			1	100%	1
WEST BOYNTON DIALYSIS			1	100%	1
GOOD SAMARITAN SOCIETY-FOREST CITY		1			1
MEDLABS OF FLORIDA LLC D/B/A MEDLABS DIAGNOSTICS		1			1
Harbert Hills Academy Nursing Home		1			1
MERCYONE DES MOINES MEDICAL CENTER			1	100%	1
FAMILY MEDICAL CENTER OF HOLLYWOOD PA			1	100%	1
CITRONELLE HEALTH AND REHABILITATION CENTER		1			1
LP Marietta II, LLC		1			1
SOUTHERN SPRINGS HEALTH CARE		1			1
STAMFORD HOSPITAL			1	100%	1
CVS OH3481POCT MARYSVILLE		1			1
CVS NJ1927POCT GREEN BROOK		1			1
DIGESTIVE DISEASE CARE PC		1			1
Remarkable Healthcare Dallas			1	100%	1
DISCOVERY AT HOME, LLC			1	100%	1
NOVANT HEALTH PRINCE WILLIAM WELLNESS CENTER			1	100%	1
THE CHRIST HOSPITAL			1	100%	1
MEMORIAL HEALTH UNIVERSITY MEDICAL		1			1
ARKANSAS PUBLIC HEALTH LABORATORY		1			1
BROOKSVILLE REGIONAL HOSPITAL			1	100%	1
Kroger 353 - The Little Clinic Harpers Point		1			1
HARDEE COUNTY FIRE RESCUE		1			1
AESTHETIC PHYSICIANS PC			1	100%	1



# COVID-19: testing by laboratory

Data through Mar 27, 2021 verified as of Mar 28, 2021 at 09:25 AM

Data in this report are provisional and subject to change.

The numbers in the table below represent the number of Florida and non-Florida residents for whom test results were received by the Department of Health. A person can be tested by more than one laboratory and can have both positive and negative results. **Therefore, the sum of the numbers in each column will be larger than the total number of people tested.**

Reporting lab	Inconclusive	Negative	Positive	Percent positive	Total
Rio Grande City Nursing and Rehab Center			1	100%	1
Walgreens #5914		1			1
LANGLEY DIALYSIS			1	100%	1
ALLIANCE LABORATORY SERVICES			1	100%	1
SIGNATURE CARE COLLEGE STATION			1	100%	1
EH FARGO HOSPITAL LABORATORY			1	100%	1
ManorCare Yeadon		1			1
CVS NE2741POCT LA VISTA		1			1
SPECIALTY MOLECULAR - DENVER			1	100%	1
ST.ELIZABETH HEALTH CENTER	1				1
SUMMERLIN MEDICAL CENTRE			1	100%	1
FALMOUTH HOSPITAL			1	100%	1
Woodstock Nursing and Rehabilitation Center		1			1
THE NEW JEWISH HOME		1			1
PUBLIX PHARMACY #1122		1			1
CLINICAL PATHOLOGY LABORATORIES SOUTHEAST INC			1	100%	1
MEDCARE-GARNERS FERRY			1	100%	1
RIVERSIDE PEDIATRIC GROUP, INC		1			1
BATESVILLE - SHERWOOD URGENT CARE			1	100%	1
CHRISTIANA HOSPITAL		1			1
PROVIDENCE ST PETER HOSPITAL		1			1
WALGREEN#12147		1			1
WALGREENS #01398			1	100%	1
TREASURE COAST PRIMARY CARE		1			1
ST GERARD'S COMMUNITY OF CARE		1			1
MORGAN STANELY HEALTH CENTER		1			1
SLIDELL MEMORIAL HOSPITAL			1	100%	1
ICARE		1			1
TOMAH VAMC			1	100%	1
BLOOMINGDALE MEDICAL ASSOC			1	100%	1
WELLSTAR PAULDING HOSPITAL		1			1
Waters of Covington		1			1
CVS LA1116POCT BATON ROUGE		1			1
MARTIN MEMORIAL MEDICENTER			1	100%	1
ST CATHERINE HOSPITAL LABORATORY			1	100%	1
Kroger 541 - The Little Clinic Long Hollow Pike		1			1
Brattleboro Crossings LLC dba Pine Heights at Brattleboro		1			1
MED FIRST IMMEDIATE CARE AND FAMILY PRACTICE			1	100%	1
Walgreens #9620		1			1
Bay View Nursing and Rehabilitation Center			1	100%	1
ARTESIAN HOME		1			1
Schoenbrunn Healthcare		1			1
MY INSTADOC - HOWELL URGENT CARE		1			1
WEST BOCA MEDICAL CENTER			1	100%	1
Grangeville Health and Rehab		1			1
OAK HAVEN REHAB AND NURSING CENTER			1	100%	1

# COVID-19: testing by laboratory

Data through Mar 27, 2021 verified as of Mar 28, 2021 at 09:25 AM

Data in this report are provisional and subject to change.

The numbers in the table below represent the number of Florida and non-Florida residents for whom test results were received by the Department of Health. A person can be tested by more than one laboratory and can have both positive and negative results. **Therefore, the sum of the numbers in each column will be larger than the total number of people tested.**

Reporting lab	Inconclusive	Negative	Positive	Percent positive	Total
TRIHEALTH			1	100%	1
INTERNAL MEDICINE ASSOCIATES		1			1
Kroger 419 - The Little Clinic Farmington/Exeter		1			1
JUP Serology SubSection			1	100%	1
Kingston of Miamisburg		1			1
Willowbrooke Court at Normandy Farms Estates		1			1
MOUNTAINVIEW URGENT CARE VALLEY		1			1
CVS IL2297652CV CHICAGO		1			1
HALEYVILLE HEALTH CARE CENTER		1			1
TEVAPHARM			1	100%	1
MEDICAL CENTER			1	100%	1
COMMUNITY MEDICAL CENTER-ORANGE CITY		1			1
LAURELS OF NORWORTH		1			1
MAYO CLINIC OUTPATIENT DIALYSIS CENTER			1	100%	1
MCLEOD MEMORIAL HOSPITAL CLARENDON			1	100%	1
STEPHEN G NELSON MD PA			1	100%	1
BLESSINGS MEDICAL CLINIC, THE			1	100%	1
Hearthstone Nursing and Rehabilitation Center		1			1
UNIVERSITY OF IOWA HOSPITALS & CLINICS			1	100%	1
THE MEDICAL CENTER AT BOWLING GREEN			1	100%	1
KATHY L ANDERSON DO PA			1	100%	1
MAYO CLINICAL LABORATORIES		1			1
Eagle Point Health Care Center		1			1
ORDRS, INC.			1	100%	1
Valley View Health and Rehabilitation, LLC		1			1
Maple Lane Nursing Home		1			1
Northern Nevada State Veterans Home		1			1
CVS / PHARMACY #10794			1	100%	1
COLLIER BLVD HMA PHYSICIANS MANAGEMENT LLC			1	100%	1
ATHENS LIMESTONE HOSPITAL		1			1
CARBON HEALTH			1	100%	1
CVS MA654POCT ACTON		1			1
NEMOURS CHILDRENS PRIMARY CARE CLERMONT			1	100%	1
RICHMOND MEDICAL CENTER FOR WOMEN		1			1
SUNCOAST PRIMARY CARE LLC			1	100%	1
OKLAHOMA BLOOD INSTITUTE			1	100%	1
ALPHA CLINICAL LABORATORY CORP.			1	100%	1
BRONSON METHODIST HOSPITAL			1	100%	1
SHAH			1	100%	1
Brakeley Park Center		1			1
BMC MAYPORT			1	100%	1
ST JOHN'S MEDICAL CENTER, TETON VILLAGE			1	100%	1
ST JOHN'S HOME CARE			1	100%	1
RAMBAM URGENT CARE			1	100%	1
EAST CORE LAB			1	100%	1
WEST FLORIDA MEDICAL CENTER CLINIC			1	100%	1

# COVID-19: testing by laboratory

Data through Mar 27, 2021 verified as of Mar 28, 2021 at 09:25 AM

Data in this report are provisional and subject to change.

The numbers in the table below represent the number of Florida and non-Florida residents for whom test results were received by the Department of Health. A person can be tested by more than one laboratory and can have both positive and negative results. **Therefore, the sum of the numbers in each column will be larger than the total number of people tested.**

Reporting lab	Inconclusive	Negative	Positive	Percent positive	Total
Good Samaritan Society		1			1
Medilodge of Kalamazoo		1			1
STITCHES ACUTE CARE CENTER OF CHEYENNE			1	100%	1
TRUMAN MEDICAL CENTER - HOSPITAL HILL			1	100%	1
Imperial Healthcare Centre			1	100%	1
AMERICAN DRUG TESTING LAB LLC			1	100%	1
HERNANDO COUNTY HEALTH DEPT			1	100%	1
BLUFFTON HEALTH CENTER			1	100%	1
WAYNE COUNTY PUBLIC HEALTH		1			1
ANNE ARUNDEL MEDICAL CENTER			1	100%	1
TRUCARE LIVING CENTERS - SELMA			1	100%	1
GATEWAY LABORATORIES		1			1
WINTER PARK MEMORIAL HOSPITAL LABORATORY		1			1
KIOSK MEDICINE OF KENTUCKY LLC		1			1
HILTON HEAD HOSPITAL/INPATIENT			1	100%	1
APPLECARE URGENT CARE KINGSLAND			1	100%	1
MANOR CARE OF DELRAY BEACH FL LLC		1			1
LEXINGTON HOSPITAL CORPORATION			1	100%	1
SIGNATURE CARE MEMORIAL CITY			1	100%	1
CHAMBREL AT PINECASTLE			1	100%	1
MARTIN LUTHER KING RENAL INSTITUTE			1	100%	1
CVS IL5797POCT CAROL STREAM		1			1
RELIANCE HOME HEALTH CARE INC		1			1
CONWAY - SHERWOOD URGENT CARE			1	100%	1
CONCORDIA MANOR			1	100%	1
MISSION HOSPITAL - MEMORIAL CAMPUS			1	100%	1
PALM COTTAGE OPERATOR LLC			1	100%	1
BAYMEADOWS PEDIATRIC CARE		1			1
MT SINA1 HOSPICE			1	100%	1
PALOMAR MEDICAL CENTER			1	100%	1
MARYLAND DEPARTMENT OF HEALTH AND MENTAL HYGIENE			1	100%	1
WOODHILLS LABS			1	100%	1
DIXIE REGIONAL MEDICAL CENTER			1	100%	1
SAINT JOSEPH'S HOSPITAL AND MEDICAL CENTER		1			1
APPLECARE URGENT CARE			1	100%	1
SUPERKIDS PEDIATRICS			1	100%	1
PREMIER HEALTH CARE INC			1	100%	1
Seal Rock Healthcare		1			1
SONORAN DESERT PATHOLOGY			1	100%	1
PREMISEHEALTH		1			1
UNIVERSITY OF SOUTH FLORIDA			1	100%	1
BRIGHAM YOUNG UNIV STUDENT HEALTH CTR			1	100%	1
CARE ADVANTAGE			1	100%	1
WOOD COUNTY HEALTH DEPARTMENT			1	100%	1
MEDICAL UNIVERSITY OF SOUTH CAROLINA			1	100%	1
PEDIATRIC PARTNERS			1	100%	1

# COVID-19: testing by laboratory

Data through Mar 27, 2021 verified as of Mar 28, 2021 at 09:25 AM

Data in this report are provisional and subject to change.

The numbers in the table below represent the number of Florida and non-Florida residents for whom test results were received by the Department of Health. A person can be tested by more than one laboratory and can have both positive and negative results. **Therefore, the sum of the numbers in each column will be larger than the total number of people tested.**

Reporting lab	Inconclusive	Negative	Positive	Percent positive	Total
PALMETTO BAY MEDICAL CENTER			1	100%	1
URGENT CARE OF COASTAL GEORGIA			1	100%	1
HEALTH EXPRESS		1			1
HENRY FORD WEST BLOOMFIELD HOSPITAL			1	100%	1
Domiciliary Rehab & Residential Treatment Program		1			1
FRESENIUS MEDICAL CARE TRADITION			1	100%	1
ADVANCED CARDIOVASCULAR DIAGNOSTICS OF FL			1	100%	1
Kroger - KR062000426			1	100%	1
MOUNT SINAI MEDICAL CENTER HIALEAH			1	100%	1
Diversicare of Smyrna		1			1
FASTMED URGENT CARE			1	100%	1
HENRY FORD HOSPITAL			1	100%	1
ANMED HEALTH MEDICAL CENTER			1	100%	1
Ramsey Village		1			1
BRANDON OUTREACH CLINIC			1	100%	1
GIBSON AREA PRIMARY CARE			1	100%	1
NF Escambia, LLC DBA Olive BranchHealth and Rehabilitaion Center			1	100%	1
MARYLAND DEPARTMENT OF HEALTH AND MENTAL HYGIENE-LABORATORIES			1	100%	1
LAS PALOMAS SENIOR LIVING		1			1
FIU HEALTH CARE CENTER			1	100%	1
KENDALL PEDIATRICS PARTNERS LLC			1	100%	1
DAVITA DIALYSIS-NORTH			1	100%	1
ADVENTHEALTH MEDICAL GROUP OBSTETRICS			1	100%	1
PATHOLOGY		1			1
ENCOMPASS HEALTH HOME HEALTH		1			1
URGENT CARE CENTER OF PORT ORANGE LLC			1	100%	1
Arlington Health and Rehabilitation		1			1
SKY RIDGE MEDICAL CENTER - MICRO			1	100%	1
BRIDGEWATER PARK ASSISTED LIVING LLC			1	100%	1
LINCOLN COUNTY MEDICAL CENTER		1			1
BRIAN C GRINER MD LLC			1	100%	1
DR PHILLIPS CENTER FOR WELLNESS		1			1
ROBINSON FAMILY CLINIC PA			1	100%	1
LOUNDY		1			1
Kroger 682 - The Little Clinic Combs and Gantzel		1			1
ACCESS HEALTH CARE PHYSICIANS, LLC		1			1
EMERGENCY CARE SERVICES LAB AT JFK MEDICAL CENTER			1	100%	1
BETHESDA HEALTH PHYSICIANS GROUP		1			1
LANCASHIRE HALL NURSING AND REHABILITATION CENTER		1			1
LITTLE COMPANY OF MARY HOSPITAL			1	100%	1
CVS TN5694POCT SODDY DAISY		1			1
BAYSTATE REFERENCE LABORATORY			1	100%	1
Kroger 531 - The Little Clinic Waterville		1			1
B2 URGENT CARE			1	100%	1
EASTSIDE URGENT CARE			1	100%	1
ANY LAB TEST NOW JACKSONVILLE		1			1

# COVID-19: testing by laboratory

Data through Mar 27, 2021 verified as of Mar 28, 2021 at 09:25 AM

Data in this report are provisional and subject to change.

The numbers in the table below represent the number of Florida and non-Florida residents for whom test results were received by the Department of Health. A person can be tested by more than one laboratory and can have both positive and negative results. **Therefore, the sum of the numbers in each column will be larger than the total number of people tested.**

Reporting lab	Inconclusive	Negative	Positive	Percent positive	Total
CENTRAL FL INTERNAL MEDICINE ASSOCIATES LLC		1			1
Kroger 500 - The Little Clinic Speedway		1			1
SMITH KLINE			1	100%	1
MEDCOR CORPORATE CLINIC			1	100%	1
HARMONY HEALTHCARE ORLANDO INC		1			1
FLAGLER COUNTY BOARD OF COUNTY COMMISSIONERS			1	100%	1
CVS CT692POCT NORTH HAVEN		1			1
SHAMRA MEDICAL LABORATORY			1	100%	1
JACKSONVILLE HEALTH & REHAB		1			1
GOSHEN MEDICAL CENTER			1	100%	1
Rehab Select of Talladega		1			1
MINUTECLINIC DIAGNOSTICS OF OKLAHOMA		1			1
BICKERTON, DAWN		1			1
NORTHSIDE FAMILY MEDICINE		1			1
HIDALGO FAMILY CLINIC			1	100%	1
ASSOCIATES MD MEDICAL GROUP INC			1	100%	1
JP MORGAN CHASE HEALTH SERVICES			1	100%	1
MINUTE CLINIC DIAGNOSTICS OF IN, LLC #6252		1			1
SUMMERFIELD PAIN MANAGEMENT			1	100%	1
ST MICHAEL'S ELITE MEDICAL HOSPITAL			1	100%	1
Indianspring of Oakley		1			1
Sherwood Oaks Health Center			1	100%	1
AHC Dyersburg		1			1
MARTIN HEALTH PHYSICIAN GROUP			1	100%	1
HIGHLANDS CLINICAL LABORATORY			1	100%	1
PHYSICIANS ASSOCIATES PA			1	100%	1
MOUNT SINAI MEDICAL CENTER OF FLORIDA INC			1	100%	1
PRINCIPLE DIAGNOSTICS LLC			1	100%	1
Newton Wellesley Center for Alzheimer's Care		1			1
SHANNON MEDICAL CENTER			1	100%	1
MEDPOST URGENT CARE - CIBOLO			1	100%	1
DEPARTMENT OF HEALTH SERVICES			1	100%	1
Autumn Care of Suffolk		1			1
EILEEN TURBESSI MD PA		1			1
Rockcastle Health and Rehab		1			1
HEALTH FIRST HOME CARE		1			1
LIFEGUARD AMBULANCE SERVICE LLC - BAY COUNTY			1	100%	1
FLORHAM PARK ENDOSCOPY CENTER		1			1
ABRAZO WEST CAMPUS			1	100%	1
CARE CENTER OF LAKE PLACID			1	100%	1
PINEVILLE PHARMACY			1	100%	1
WY RETIREMENT CENTER		1			1
Kroger 433 - The Little Clinic Atoka		1			1
Fairview			1	100%	1
OAKWOOD HOSPITAL - SOUTHSORE			1	100%	1
Monument Health Strugis Care Center		1			1

# COVID-19: testing by laboratory

Data through Mar 27, 2021 verified as of Mar 28, 2021 at 09:25 AM

Data in this report are provisional and subject to change.

The numbers in the table below represent the number of Florida and non-Florida residents for whom test results were received by the Department of Health. A person can be tested by more than one laboratory and can have both positive and negative results. **Therefore, the sum of the numbers in each column will be larger than the total number of people tested.**

Reporting lab	Inconclusive	Negative	Positive	Percent positive	Total
CVS TX7825POCT FRISCO		1			1
FLORIDA ADVANCED MEDICAL AND DERM AESTHETICS LLC			1	100%	1
TREASURE COAST COMMUNITY HEALTH INC			1	100%	1
FOCUSED CARE AT ALLENBROOK		1			1
ST JOHNS PEDIATRICS PA		1			1
POETS WALK SARASOTA			1	100%	1
RMC BROOKHOLLOW MED AESTHETICS INC		1			1
CVS TX7431POCT ROWLETT		1			1
MEDTOWN PHARMACY			1	100%	1
Ideal Senior Living Center		1			1
Dugan Memorial Home		1			1
PREMIUM HOME HEALTH CARE INC			1	100%	1
BROCK HUGHES MEDICAL CENTER			1	100%	1
Louis Stokes Cleveland VA - Midtown Dialysis Center		1			1
GENESIS CARE USA OF FLORIDA, LLC			1	100%	1
ABBOTT LABORATORIES - OCCUPATIONAL HEALTH SERVICES			1	100%	1
NATIONAL INSTITUTES OF HEALTH CLINICAL CENTER			1	100%	1
EVENTIDE LUTHERAN HOME		1			1
DOCTORS CHOICE HOME CARE INC			1	100%	1
LPG PRIMARY CARE AT LABELLE			1	100%	1
MERITER LABORATORIES			1	100%	1
INTERMOUNTAIN HEALTHCARE LABORATORY SERVICES			1	100%	1
FREEPORT ER DOX URGENT CARE		1			1
MARTINSVILLE HEALTH AND REHAB			1	100%	1
MISSION HOSPITAL			1	100%	1
OAKWOOD HOSPITAL - DEARBORN LAB			1	100%	1
ARCADIA DIALYSIS CENTER			1	100%	1
Kroger 753 - The Little Clinic Goss Avenue		1			1
Manor Care Health Care Services - Williamsport North		1			1
WALGREENS # 11165		1			1
AUTUMN CARE OF STATESVILLE, LLC		1			1
PURECARE PHARMACY		1			1
CVS NE8626POCT LINCOLN		1			1
BOTTINEAU GOOD SAMARITAN CENTER		1			1
Kroger 670 - The Little Clinic Dawson Forest Rd & Hwy 19		1			1
ATHENS VETERINARY DIAGNOSTIC LABORATOR		1			1
SIERRA HEALTH CARE CENTER		1			1
Oregon Veterans Home The Dalles		1			1
TUNIS STREET GROUP HOME		1			1
USA Healthcare LTC, LLC - Folsom Center for Rehabilitation & Healthca		1			1
LADY OF THE SEA HOSPITAL LAB			1	100%	1
VA Boston HCS-West Roxbury Division			1	100%	1
NONA MEDICAL ARTS		1			1
HEARTLAND OF MARIETTA OH LLC DBA		1			1
CAREWELL 203			1	100%	1
PATHLAB SERVICES			1	100%	1

# COVID-19: testing by laboratory

Data through Mar 27, 2021 verified as of Mar 28, 2021 at 09:25 AM

Data in this report are provisional and subject to change.

The numbers in the table below represent the number of Florida and non-Florida residents for whom test results were received by the Department of Health. A person can be tested by more than one laboratory and can have both positive and negative results. **Therefore, the sum of the numbers in each column will be larger than the total number of people tested.**

Reporting lab	Inconclusive	Negative	Positive	Percent positive	Total
HOLYCROSS URGENT CARE AND IMAGING CENTER		1			1
Victoria Manor		1			1
PRACTITIONERS IN MOTION			1	100%	1
PANCARE HEALTH - NORTHSIDE ELEMENTARY			1	100%	1
OHSU LABORATORY SERVICES		1			1
OHIOHEALTH URGENT CARE			1	100%	1
ANSWERS RESOURCE FACILITY		1			1
SEASONS HOSPICE AND PALLIATIVE CARE OF			1	100%	1
KAISER PERMANENTE REGIONAL REFERENCE LABORATORY		1			1
Robinson Terrace Rehabilitation and Nursing Center		1			1
BORINQUEN HEALTH CENTER			1	100%	1
FAMILY AND INTERNAL MEDICINE ASSOCIATES		1			1
CORONA CONCIERGE, LLC		1			1
Shelbyville Manor		1			1
LIFECARE MEDICAL CENTER			1	100%	1
PROVIDENCE ST. PATRICK HOSPITAL			1	100%	1
ELEMENTS PHARMACY			1	100%	1
MALUHIA		1			1
NHC DICKSON		1			1
Trucare Living Centers - Columbus		1			1
Lopatcong Center		1			1
VALLEY HOSPITAL MEDICAL CENTER		1			1
MEDEX CLINIC LLC			1	100%	1
ADVENTHEALTH DURAND			1	100%	1
BRIDGES AT LIFE CARE CENTER OF OCALA, THE			1	100%	1
Eddy Memorial Geriatric Center		1			1
<b>Total</b>	<b>97,563</b>	<b>17,970,146</b>	<b>2,636,310</b>	<b>13%</b>	<b>20,704,019</b>