

# COVID-19: summary of cases and monitoring

Data through Mar 26, 2021 verified as of Mar 27, 2021 at 09:25 AM

Data in this report are provisional and subject to change.

## Cases: people with positive PCR or antigen test result

<b>Total cases</b>	<b>2,039,062</b>
Florida residents	2,001,325
Non-Florida residents	37,737
<b>Type of testing</b>	
Florida residents	2,001,325
Positive by BPHL/CDC	73,285
Positive by commercial/hospital lab	1,928,040
PCR positive	1,614,600
Antigen positive	386,725
Non-Florida residents	37,737
Positive by BPHL/CDC	899
Positive by commercial/hospital lab	36,838
PCR positive	25,869
Antigen positive	11,868
<b>Characteristics</b>	
Florida residents hospitalized	84,561
Florida resident deaths	33,142
Non-Florida resident deaths	641

Hospitalized counts include anyone who was hospitalized at some point during their illness. It does not reflect the number of people currently hospitalized.

More information on deaths identified through death certificate data is available on the National Center for Health Statistics website at [www.cdc.gov/nchs/nvss/vsrr/COVID19/index.htm](https://www.cdc.gov/nchs/nvss/vsrr/COVID19/index.htm).

## Cases: people with positive PCR or antigen test result

<b>Risk factors for Florida residents</b>	
Traveled	15,907
Contact with a known case	786,758
Traveled and contact with a known case	21,724
Neither	1,176,936
No travel and no contact	236,925
Travel is unknown	674,722
Contact is unknown	442,464
Contact is pending	431,706

Travel can be unknown and contact can be unknown or pending for the same case, these numbers will sum to more than the "neither" total.

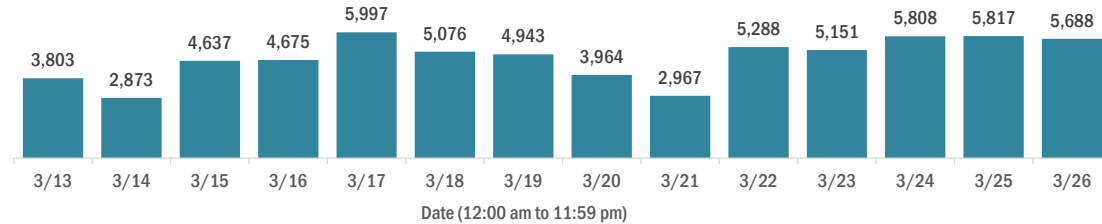
# COVID-19: summary of laboratory testing

Data through Mar 26, 2021 verified as of Mar 27, 2021 at 09:25 AM

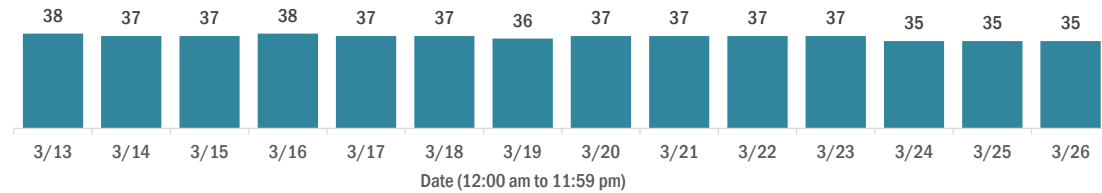
Data in this report are provisional and subject to change.

## Cases in Florida residents per day for the past 2 weeks

### Number of cases per day



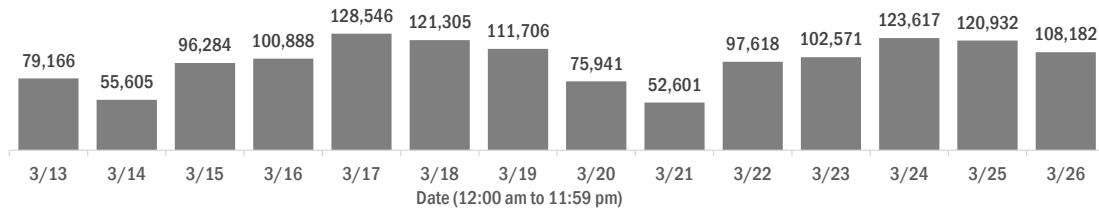
### Median age of cases by day



## Laboratory testing for Florida residents over the past 2 weeks

### Number of Florida residents tested per day

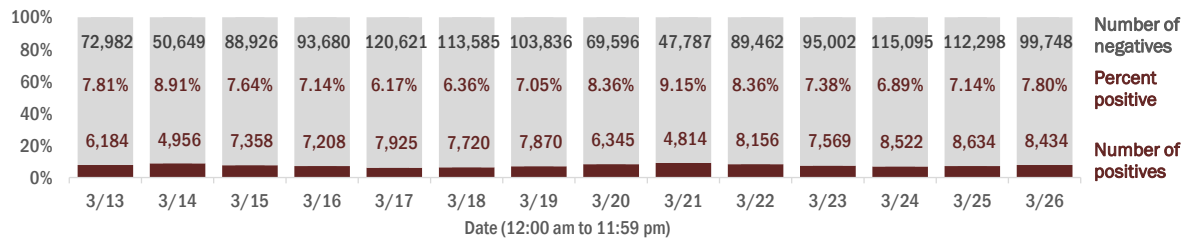
These counts include the number of people for whom the Department received PCR or antigen laboratory results by day. People tested on multiple days will be included for each day a new result was received. A person is only counted once for each day they are tested, regardless of whether multiple specimens are tested or multiple results are received.



### Number and percent of Florida residents with positive test results

The percent of positive results ranged from 6.17% to 9.15% over the past 2 weeks and was 7.80% yesterday.

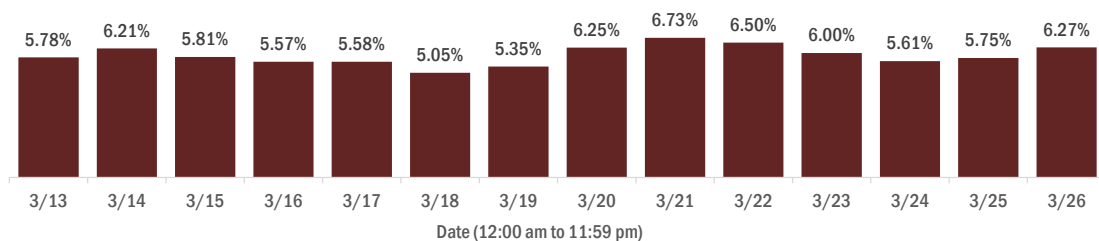
These counts include the number of people for whom the Department received PCR or antigen laboratory results by day. People tested on multiple days will be included for each day a new result was received. A person is only counted once for each day they are tested, regardless of whether multiple specimens are tested or multiple results are received. If a person has a positive specimen and a negative specimen in the same day, only the positive result is counted.



### Percent positivity for new cases in Florida residents

The percent of positive results ranged from 5.05% to 6.73% over the past 2 weeks and was 6.27% yesterday.

This percent is the number of people who test PCR- or antigen-positive for the first time divided by all the people tested that day, excluding people who have previously tested positive.



# COVID-19: characteristics of 2,001,325 Florida resident cases

Data through Mar 26, 2021 verified as of Mar 27, 2021 at 09:25 AM

Data in this report are provisional and subject to change.

Age group	Cases		Hospitalizations		Deaths	
0-4 years	40,551	2%	559	1%	1	0%
5-14 years	126,588	6%	547	1%	5	0%
15-24 years	308,783	15%	2,113	2%	41	0%
25-34 years	348,143	17%	4,119	5%	178	1%
35-44 years	310,196	15%	6,171	7%	507	2%
45-54 years	304,773	15%	9,541	11%	1,267	4%
55-64 years	263,900	13%	14,373	17%	3,564	11%
65-74 years	163,985	8%	17,668	21%	7,030	21%
75-84 years	90,578	5%	17,632	21%	10,094	30%
85+ years	42,554	2%	11,829	14%	10,455	32%
Unknown	1,274	0%	9	0%	0	0%
<b>Total</b>	<b>2,001,325</b>		<b>84,561</b>		<b>33,142</b>	

Gender	Cases	
Female	1,046,287	52%
Male	939,888	47%
Unknown	15,150	1%
<b>Total</b>	<b>2,001,325</b>	

Ethnicity	Cases		Hospitalizations		Deaths	
Hispanic	641,544	32%	21,476	25%	7,710	23%
Non-Hispanic	968,738	48%	59,078	70%	23,260	70%
Unknown	391,043	20%	4,007	5%	2,172	7%
<b>Total</b>	<b>2,001,325</b>		<b>84,561</b>		<b>33,142</b>	

Race and ethnicity	Cases		Hospitalizations		Deaths	
White	1,131,623	57%	55,392	66%	24,336	73%
Hispanic	428,767	21%	15,359	18%	6,184	19%
Non-Hispanic	618,698	31%	38,368	45%	17,054	51%
Unknown	84,158	4%	1,665	2%	1,098	3%
Black	263,986	13%	17,560	21%	5,282	16%
Hispanic	15,511	1%	745	1%	221	1%
Non-Hispanic	227,097	11%	16,455	19%	4,879	15%
Unknown	21,378	1%	360	0%	182	1%
Other race	303,763	15%	9,307	11%	2,578	8%
Hispanic	152,910	8%	4,889	6%	1,139	3%
Non-Hispanic	103,829	5%	3,989	5%	1,220	4%
Unknown	47,024	2%	429	1%	219	1%
Unknown race	301,953	15%	2,302	3%	946	3%
Hispanic	44,356	2%	483	1%	166	1%
Non-Hispanic	19,114	1%	266	0%	107	0%
Unknown	238,483	12%	1,553	2%	673	2%
<b>Total</b>	<b>2,001,325</b>		<b>84,561</b>		<b>33,142</b>	

**Hospitalization** counts include anyone who was hospitalized at some point during their illness. It does not reflect the number of people currently hospitalized. **Other race** includes any person with a race of American Indian/Alaskan native, Asian, native Hawaiian/Pacific Islander, or other.

# COVID-19: deaths in Florida residents and staff of long-term care facilities

Data through Mar 26, 2021 verified as of Mar 27, 2021 at 09:25 AM

Data in this report are provisional and subject to change.

For current cases in residents or staff of long-term care facilities, please visit: <https://floridahealthcovid19.gov/>

County	Deaths		County	Deaths		County	Deaths	
Palm Beach	1054	10%	Okaloosa	161	1%	Gilchrist	19	0%
Dade	999	9%	Hernando	157	1%	Calhoun	17	0%
Pinellas	885	8%	Osceola	141	1%	Gulf	17	0%
Broward	657	6%	Charlotte	134	1%	Flagler	16	0%
Hillsborough	564	5%	Clay	119	1%	Wakulla	16	0%
Duval	423	4%	Indian River	116	1%	Bradford	14	0%
Polk	419	4%	Leon	98	1%	Washington	13	0%
Brevard	396	4%	Bay	89	1%	Baker	12	0%
Orange	391	4%	Jackson	88	1%	Holmes	10	0%
Sarasota	391	4%	St. Johns	88	1%	Jefferson	10	0%
Lee	338	3%	Highlands	83	1%	Franklin	9	0%
Marion	324	3%	Santa Rosa	81	1%	Gadsden	9	0%
Volusia	288	3%	Alachua	76	1%	Lafayette	8	0%
Escambia	277	3%	Suwannee	59	1%	Levy	7	0%
St. Lucie	239	2%	Columbia	51	0%	Desoto	6	0%
Seminole	230	2%	Sumter	45	0%	Dixie	5	0%
Lake	223	2%	Putnam	39	0%	Monroe	5	0%
Pasco	221	2%	Nassau	36	0%	Taylor	3	0%
Manatee	192	2%	Hendry	29	0%	Hardee	2	0%
Collier	191	2%	Walton	29	0%	Hamilton	1	0%
Citrus	177	2%	Okeechobee	24	0%	Liberty	1	0%
Martin	167	2%	Madison	20	0%	Total	11,009	

**Note:** cases are summarized by the county of usual residence. Residents and staff may be cases associated with facilities that are not in their county of usual residence, resulting in cases being included below for counties that do not have facilities with known cases.

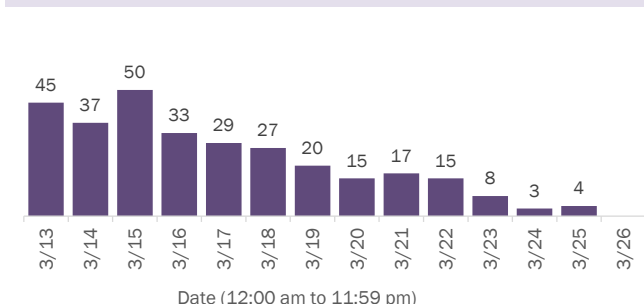
# COVID-19: cases in Florida residents who have died

Data through Mar 26, 2021 verified as of Mar 27, 2021 at 09:25 AM

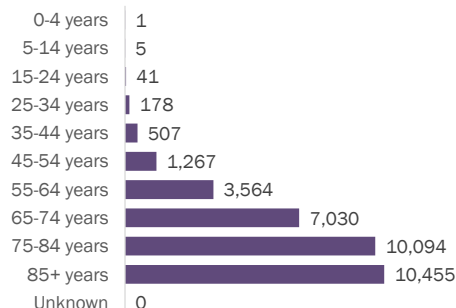
Data in this report are provisional and subject to change.

Demographics for all identified COVID-19 deaths: 33,142

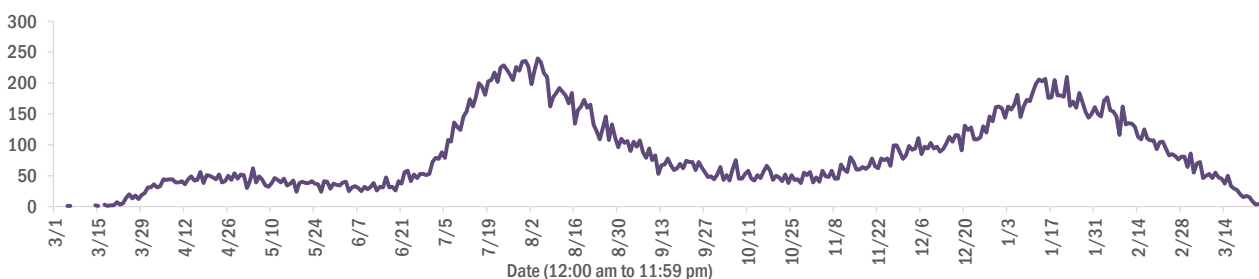
## Deaths by date of death for the past 2 weeks



## Deaths by age group



## Deaths by date of death since March 2020



Age group	Deaths	Cases	Case fatality rate	Mortality rate per 100,000 population
0-4 years	1	40,551	0.0%	0.1
5-14 years	5	126,588	0.0%	0.2
15-24 years	41	308,783	0.0%	1.6
25-34 years	178	348,143	0.1%	6.3
35-44 years	507	310,196	0.2%	19.4
45-54 years	1,267	304,773	0.4%	45.5
55-64 years	3,564	263,900	1.4%	123.2
65-74 years	7,030	163,985	4.3%	289.7
75-84 years	10,094	90,578	11.1%	718.8
85+ years	10,455	42,554	24.6%	1810.3
Unknown	0	1,274	0.0%	
<b>Total</b>	<b>33,142</b>	<b>2,001,325</b>	<b>1.7%</b>	<b>153.4</b>

Race	Deaths	Cases	Case fatality rate	Mortality rate per 100,000 population
White	24,336	1,131,623	2.2%	145.7
Black	5,282	263,986	2.0%	144.4
Other	2,578	303,763	0.8%	207.2
Unknown	946	301,953	0.3%	
<b>Total</b>	<b>33,142</b>	<b>2,001,325</b>	<b>1.7%</b>	<b>153.4</b>

Gender	Deaths	Cases	Case fatality rate	Mortality rate per 100,000 population
Female	14,545	1,046,287	1.4%	131.7
Male	18,597	939,888	2.0%	176.1
Unknown	0	15,150	0.0%	
<b>Total</b>	<b>33,142</b>	<b>2,001,325</b>	<b>1.7%</b>	<b>153.4</b>

Ethnicity	Deaths	Cases	Case fatality rate	Mortality rate per 100,000 population
Hispanic	7,710	641,544	1.2%	135.8
Non-Hispanic	23,260	968,738	2.4%	146.1
Unknown	2,172	391,043	0.6%	
<b>Total</b>	<b>33,142</b>	<b>2,001,325</b>	<b>1.7%</b>	<b>153.4</b>

# COVID-19: characteristics of 2,001,325 cases

Data through Mar 26, 2021 verified as of Mar 27, 2021 at 09:25 AM

Data in this report are provisional and subject to change.

Tables below include cases in Florida residents and non-Florida residents.

All 67 Florida counties have cases:

County	FL resident cases		Non-FL resident cases	Total cases	FL resident deaths	FL death rate
Dade	435,824	<div><div></div></div> 22%	5,451	441,275	5,797	1.3%
Broward	209,472	<div><div></div></div> 10%	2,463	211,935	2,623	1.3%
Palm Beach	128,070	<div><div></div></div> 6%	2,288	130,358	2,635	2.1%
Orange	120,655	<div><div></div></div> 6%	1,755	122,410	1,174	1.0%
Hillsborough	119,274	<div><div></div></div> 6%	1,000	120,274	1,601	1.3%
Duval	90,642	<div><div></div></div> 5%	1,501	92,143	1,293	1.4%
Pinellas	69,750	<div><div></div></div> 3%	1,749	71,499	1,543	2.2%
Lee	59,879	<div><div></div></div> 3%	2,089	61,968	910	1.5%
Polk	60,170	<div><div></div></div> 3%	432	60,602	1,237	2.1%
Osceola	38,615	<div><div></div></div> 2%	656	39,271	481	1.2%
Volusia	36,994	<div><div></div></div> 2%	629	37,623	711	1.9%
Brevard	36,215	<div><div></div></div> 2%	644	36,859	803	2.2%
Pasco	35,674	<div><div></div></div> 2%	316	35,990	687	1.9%
Escambia	31,154	<div><div></div></div> 2%	3,595	34,749	664	2.1%
Manatee	33,695	<div><div></div></div> 2%	792	34,487	633	1.9%
Collier	31,001	<div><div></div></div> 2%	1,190	32,191	492	1.6%
Leon	29,339	<div><div></div></div> 1%	874	30,213	301	1.0%
Seminole	29,426	<div><div></div></div> 1%	227	29,653	463	1.6%
Sarasota	27,612	<div><div></div></div> 1%	1,385	28,997	785	2.8%
Marion	28,746	<div><div></div></div> 1%	143	28,889	916	3.2%
Lake	25,983	<div><div></div></div> 1%	435	26,418	600	2.3%
St. Lucie	23,644	<div><div></div></div> 1%	171	23,815	577	2.4%
Alachua	22,975	<div><div></div></div> 1%	264	23,239	258	1.1%
St. Johns	20,733	<div><div></div></div> 1%	292	21,025	204	1.0%
Okaloosa	19,496	<div><div></div></div> 1%	208	19,704	348	1.8%
Bay	18,724	<div><div></div></div> 1%	746	19,470	373	2.0%
Santa Rosa	17,472	<div><div></div></div> 1%	221	17,693	278	1.6%
Clay	17,244	<div><div></div></div> 1%	47	17,291	325	1.9%
Hernando	12,169	<div><div></div></div> 1%	93	12,262	439	3.6%
Indian River	11,545	<div><div></div></div> 1%	100	11,645	279	2.4%
Charlotte	11,216	<div><div></div></div> 1%	186	11,402	390	3.5%
Martin	11,069	<div><div></div></div> 1%	206	11,275	302	2.7%
Citrus	10,164	<div><div></div></div> 1%	87	10,251	425	4.2%
Sumter	8,630	<div><div></div></div> 0%	100	8,730	244	2.8%
Nassau	7,522	<div><div></div></div> 0%	430	7,952	122	1.6%

County	FL resident cases		Non-FL resident cases	Total cases	FL resident deaths	FL death rate
Columbia	7,780	<div><div></div></div> 0%	37	7,817	162	2.1%
Highlands	7,517	<div><div></div></div> 0%	83	7,600	317	4.2%
Walton	6,517	<div><div></div></div> 0%	776	7,293	83	1.3%
Flagler	6,496	<div><div></div></div> 0%	84	6,580	96	1.5%
Monroe	6,007	<div><div></div></div> 0%	348	6,355	48	0.8%
Jackson	5,985	<div><div></div></div> 0%	64	6,049	154	2.6%
Putnam	5,990	<div><div></div></div> 0%	20	6,010	134	2.2%
Gadsden	5,513	<div><div></div></div> 0%	16	5,529	89	1.6%
Suwannee	5,182	<div><div></div></div> 0%	28	5,210	135	2.6%
Hendry	4,440	<div><div></div></div> 0%	17	4,457	77	1.7%
Desoto	4,021	<div><div></div></div> 0%	21	4,042	83	2.1%
Okeechobee	3,659	<div><div></div></div> 0%	50	3,709	84	2.3%
Unknown	369	<div><div></div></div> 0%	3,171	3,540	0	0.0%
Baker	3,335	<div><div></div></div> 0%	15	3,350	59	1.8%
Wakulla	3,229	<div><div></div></div> 0%	12	3,241	55	1.7%
Levy	3,060	<div><div></div></div> 0%	7	3,067	43	1.4%
Bradford	2,901	<div><div></div></div> 0%	13	2,914	54	1.9%
Hardee	2,877	<div><div></div></div> 0%	14	2,891	37	1.3%
Taylor	2,688	<div><div></div></div> 0%	6	2,694	45	1.7%
Washington	2,646	<div><div></div></div> 0%	20	2,666	49	1.9%
Holmes	2,179	<div><div></div></div> 0%	31	2,210	46	2.1%
Madison	2,004	<div><div></div></div> 0%	26	2,030	43	2.1%
Gulf	1,887	<div><div></div></div> 0%	23	1,910	41	2.2%
Union	1,770	<div><div></div></div> 0%	1	1,771	70	4.0%
Calhoun	1,650	<div><div></div></div> 0%	3	1,653	42	2.5%
Lafayette	1,605	<div><div></div></div> 0%	0	1,605	25	1.6%
Hamilton	1,567	<div><div></div></div> 0%	19	1,586	23	1.5%
Dixie	1,545	<div><div></div></div> 0%	3	1,548	23	1.5%
Gilchrist	1,479	<div><div></div></div> 0%	4	1,483	37	2.5%
Jefferson	1,403	<div><div></div></div> 0%	22	1,425	24	1.7%
Franklin	1,261	<div><div></div></div> 0%	33	1,294	16	1.3%
Liberty	1,050	<div><div></div></div> 0%	1	1,051	16	1.5%
Glades	920	<div><div></div></div> 0%	4	924	19	2.1%
Total	2,001,325		37,737	2,039,062	33,142	1.7%

# COVID-19: characteristics of 2,001,325 Florida resident cases

Data through Mar 26, 2021 verified as of Mar 27, 2021 at 09:25 AM

Data in this report are provisional and subject to change.

The table below includes the cities and counties of residence for cases in Florida residents based on the patient's ZIP Code. Note that city is not always received as part of the initial notification and may be missing while the case is being investigated.

City and county	Cases
Miami, Dade	252,339
Orlando, Orange	89,047
Jacksonville, Duval	85,169
Tampa, Hillsborough	69,465
Hialeah, Dade	61,513
Fort Lauderdale, Broward	44,733
Hollywood, Broward	40,014
West Palm Beach, Palm Beach	31,235
Kissimmee, Osceola	29,768
Tallahassee, Leon	28,325
Homestead, Dade	26,713
Naples, Collier	26,196
Pensacola, Escambia	25,914
Saint Petersburg, Pinellas	25,602
Fort Myers, Lee	23,341
Bradenton, Manatee	21,976
Boca Raton, Palm Beach	21,792
Ocala, Marion	21,160
Lakeland, Polk	21,008
Pompano Beach, Broward	20,066
Gainesville, Alachua	18,290
Sarasota, Sarasota	17,088
Port Saint Lucie, St. Lucie	15,690
Lake Worth, Palm Beach	15,529
Cape Coral, Lee	15,193
Miami Beach, Dade	13,981
Clearwater, Pinellas	13,668
Miramar, Broward	13,652
Boynton Beach, Palm Beach	12,459
Coral Springs, Broward	12,149
Doral, Dade	12,096
Panama City, Bay	11,914
Miami Gardens, Dade	11,615
Saint Augustine, St. Johns	11,107
Melbourne, Brevard	10,409
Winter Haven, Polk	10,092
Delray Beach, Palm Beach	9,636
Lehigh Acres, Lee	9,578
Davie, Broward	9,276
Riverview, Hillsborough	9,141
Vero Beach, Indian River	8,879
Milton, Santa Rosa	8,443
Palm Bay, Brevard	8,390
New Port Richey, Pasco	8,262
Sunrise, Broward	8,255
Fort Pierce, St. Lucie	7,795
Coral Gables, Dade	7,681
Saint Cloud, Osceola	7,668
Largo, Pinellas	7,595
Apopka, Orange	7,479
Daytona Beach, Volusia	7,472
Plantation, Broward	7,271
Spring Hill, Hernando	7,233
Lake City, Columbia	7,077
North Miami Beach, Dade	7,074
Orange Park, Clay	7,026
Clermont, Lake	6,944
Davenport, Polk	6,908

# COVID-19: characteristics of 2,001,325 Florida resident cases

Data through Mar 26, 2021 verified as of Mar 27, 2021 at 09:25 AM

Data in this report are provisional and subject to change.

The table below includes the cities and counties of residence for cases in Florida residents based on the patient's ZIP Code. Note that city is not always received as part of the initial notification and may be missing while the case is being investigated.

City and county	Cases
Brandon, Hillsborough	6,834
Jupiter, Palm Beach	6,589
Sanford, Seminole	6,553
Weston, Broward	6,545
Plant City, Hillsborough	6,458
Deltona, Volusia	6,441
Deerfield Beach, Broward	6,096
Winter Garden, Orange	5,959
Tamarac, Broward	5,609
Port Charlotte, Charlotte	5,503
Palm Coast, Flagler	5,466
Fort Walton Beach, Okaloosa	5,405
Wesley Chapel, Pasco	5,231
Stuart, Martin	5,224
Crestview, Okaloosa	5,208
Coconut Creek, Broward	5,162
Palm Beach Gardens, Palm Beach	5,102
Margate, Broward	5,100
Land O Lakes, Pasco	4,988
Winter Park, Orange	4,959
Deland, Volusia	4,943
Palm Harbor, Pinellas	4,888
Palmetto, Manatee	4,836
Oviedo, Seminole	4,830
Wellington, Palm Beach	4,818
Miami Lakes, Dade	4,483
Altamonte Springs, Seminole	4,457
Opa Locka, Dade	4,424
Lutz, Hillsborough	4,408
Port Orange, Volusia	4,345
Brooksville, Hernando	4,255
Middleburg, Clay	4,232
Haines City, Polk	4,210
Valrico, Hillsborough	4,202
Venice, Sarasota	4,163
North Port, Sarasota	4,121
The Villages, Sumter	4,116
Hallandale, Broward	4,086
Pembroke Pines, Broward	4,052
Punta Gorda, Charlotte	4,048
Ocoee, Orange	4,044
Live Oak, Suwannee	4,023
Sebring, Highlands	4,018
Leesburg, Lake	4,018
Arcadia, Desoto	3,914
Saint Johns, St. Johns	3,912
Seminole, Pinellas	3,830
Ormond Beach, Volusia	3,806
Zephyrhills, Pasco	3,805
Bonita Springs, Lee	3,800
Navarre, Santa Rosa	3,654
Okeechobee, Okeechobee	3,647
Pinellas Park, Pinellas	3,561
Windermere, Orange	3,525
Longwood, Seminole	3,475
North Lauderdale, Broward	3,470
North Miami, Dade	3,440
Immokalee, Collier	3,413
Ruskin, Hillsborough	3,397



# COVID-19: characteristics of 2,001,325 Florida resident cases

Data through Mar 26, 2021 verified as of Mar 27, 2021 at 09:25 AM

Data in this report are provisional and subject to change.

The table below includes the cities and counties of residence for cases in Florida residents based on the patient's ZIP Code. Note that city is not always received as part of the initial notification and may be missing while the case is being investigated.

City and county	Cases
Cocoa, Brevard	3,357
Gulf Breeze, Santa Rosa	3,277
Niceville, Okaloosa	3,243
Cantonment, Escambia	3,127
Lake Worth Beach, Palm Beach	3,045
Panama City Beach, Bay	3,029
Key West, Monroe	3,021
Casselberry, Seminole	3,014
Jacksonville Beach, Duval	3,008
Quincy, Gadsden	2,942
Titusville, Brevard	2,930
Port Richey, Pasco	2,913
Crawfordville, Wakulla	2,899
Hudson, Pasco	2,895
Dade City, Pasco	2,874
North Fort Myers, Lee	2,812
Bartow, Polk	2,812
Winter Springs, Seminole	2,798
Oakland Park, Broward	2,792
Palatka, Putnam	2,777
Cutler Ridge, Dade	2,755
Lake Mary, Seminole	2,726
Fernandina Beach, Nassau	2,726
Aventura, Dade	2,711
Green Cove Springs, Clay	2,696
Kissimmee, Polk	2,671
Auburndale, Polk	2,650
Merritt Island, Brevard	2,623
New Smyrna Beach, Volusia	2,610
Ponte Vedra Beach, St. Johns	2,596
Lake Wales, Polk	2,590
Tarpon Springs, Pinellas	2,530
Perry, Taylor	2,522
Lynn Haven, Bay	2,475
Inverness, Citrus	2,423
Belle Glade, Palm Beach	2,409
Marianna, Jackson	2,392
Parkland, Broward	2,389
Eustis, Lake	2,331
Clewiston, Hendry	2,315
Wimauma, Hillsborough	2,306
Fleming Island, Clay	2,296
Cooper City, Broward	2,290
Royal Palm Beach, Palm Beach	2,277
Loxahatchee, Palm Beach	2,275
Dunedin, Pinellas	2,268
Santa Rosa Beach, Walton	2,267
Estero, Lee	2,245
Holiday, Pasco	2,194
Sarasota, Manatee	2,100
Rockledge, Brevard	2,083
Key Biscayne, Dade	2,083
Parrish, Manatee	2,081
Defuniak Springs, Walton	2,071
Chipley, Washington	2,056
Odessa, Hillsborough	2,009
Destin, Okaloosa	1,988
Labelle, Hendry	1,985
Palm City, Martin	1,979

# COVID-19: characteristics of 2,001,325 Florida resident cases

Data through Mar 26, 2021 verified as of Mar 27, 2021 at 09:25 AM

Data in this report are provisional and subject to change.

The table below includes the cities and counties of residence for cases in Florida residents based on the patient's ZIP Code. Note that city is not always received as part of the initial notification and may be missing while the case is being investigated.

City and county	Cases
Mount Dora, Lake	1,973
Riviera Beach, Palm Beach	1,967
Starke, Bradford	1,961
Avon Park, Highlands	1,939
Mulberry, Polk	1,910
Seffner, Hillsborough	1,901
Tavares, Lake	1,882
Summerfield, Marion	1,803
Yulee, Nassau	1,790
Groveland, Lake	1,783
Lithia, Hillsborough	1,762
Pinecrest, Dade	1,758
Maitland, Orange	1,723
Orange City, Volusia	1,706
Wauchula, Hardee	1,682
Sebastian, Indian River	1,635
Macclenny, Baker	1,635
Palmetto Bay, Dade	1,604
Callahan, Nassau	1,601
Lady Lake, Lake	1,597
Missing, Dade	1,583
Mayo, Lafayette	1,576
Ponte Vedra, St. Johns	1,562
Carol City, Dade	1,561
Bonifay, Holmes	1,558
Coconut Grove, Dade	1,555
Homosassa, Citrus	1,553
Crystal River, Citrus	1,538
Dania, Broward	1,523
Crossings, Dade	1,483
Lake Placid, Highlands	1,431
Gibsononton, Hillsborough	1,424
Pace, Santa Rosa	1,419
Oldsmar, Pinellas	1,404
Hobe Sound, Martin	1,400
Florida City, Dade	1,388
Sun City Center, Hillsborough	1,379
Dover, Hillsborough	1,378
Apollo Beach, Hillsborough	1,374
Lake Butler, Union	1,372
Edgewater, Volusia	1,370
Atlantic Beach, Duval	1,346
Madison, Madison	1,329
Dunnellon, Marion	1,318
Debary, Volusia	1,315
Palm Springs, Palm Beach	1,314
Biscayne Park, Dade	1,294
Monticello, Jefferson	1,283
Alachua, Alachua	1,267
Bellevue, Marion	1,257
Indiantown, Martin	1,242
Graceville, Jackson	1,230
North Palm Beach, Palm Beach	1,227
Lantana, Palm Beach	1,205
Century, Escambia	1,172
South Miami, Dade	1,159
Safety Harbor, Pinellas	1,136
Newberry, Alachua	1,134
Lecanto, Citrus	1,127

# COVID-19: characteristics of 2,001,325 Florida resident cases

Data through Mar 26, 2021 verified as of Mar 27, 2021 at 09:25 AM

Data in this report are provisional and subject to change.

The table below includes the cities and counties of residence for cases in Florida residents based on the patient's ZIP Code. Note that city is not always received as part of the initial notification and may be missing while the case is being investigated.

City and county	Cases
Ellenton, Manatee	1,108
Williston, Levy	1,108
Jensen Beach, Martin	1,102
Havana, Gadsden	1,085
El Portal, Dade	1,083
Beverly Hills, Citrus	1,074
Satellite Beach, Brevard	1,064
Lauderhill, Broward	1,061
Hilliard, Nassau	1,058
Freeport, Walton	1,050
Blountstown, Calhoun	1,041
Jasper, Hamilton	1,025
Trenton, Gilchrist	1,008
Wilton Manors, Broward	1,005
Wildwood, Sumter	1,002
Englewood, Charlotte	977
Nokomis, Sarasota	969
Wewahitchka, Gulf	967
Key Largo, Monroe	952
Sanderson, Baker	946
Hernando, Citrus	946
Keystone Heights, Clay	941
Frostproof, Polk	935
Bushnell, Sumter	932
Mary Esther, Okaloosa	928
Fellsmere, Indian River	923
Everglades National Park, Dade	904
Dunnellon, Citrus	902
Polk City, Polk	902
Lauderdale Lakes, Broward	899
Medley, Dade	894
Port Saint Joe, Gulf	889
Fisher Island, Dade	887
Shalimar, Okaloosa	884
Moore Haven, Glades	861
Coleman, Sumter	839
Marco Island, Collier	821
Cross City, Dixie	818
Bristol, Liberty	814
Pahokee, Palm Beach	809
Cocoa Beach, Brevard	808
South Bay, Palm Beach	806
Chiefland, Levy	793
Fort Meade, Polk	779
Minneola, Lake	773
Trinity, Pasco	770
Sorrento, Lake	765
High Springs, Alachua	765
Indialantic, Brevard	757
Spring Hill, Pasco	751
Glen Saint Mary, Baker	749
Englewood, Sarasota	739
Fruitland Park, Lake	738
Thonotosassa, Hillsborough	738
Chattahoochee, Gadsden	727
Southwest Ranches, Broward	715
Marathon, Monroe	712
Crescent City, Putnam	707
Olympia Heights, Dade	704

# COVID-19: characteristics of 2,001,325 Florida resident cases

Data through Mar 26, 2021 verified as of Mar 27, 2021 at 09:25 AM

Data in this report are provisional and subject to change.

The table below includes the cities and counties of residence for cases in Florida residents based on the patient's ZIP Code. Note that city is not always received as part of the initial notification and may be missing while the case is being investigated.

City and county	Cases
Miramar Beach, Walton	704
Uleta, Dade	701
Interlachen, Putnam	697
Fort Myers Beach, Lee	684
Umatilla, Lake	684
Coral, Dade	679
Bowling Green, Hardee	670
Old Town, Dixie	668
Lawtey, Bradford	667
Lake Alfred, Polk	657
Jacksonville, St. Johns	656
West Melbourne, Brevard	655
Fort White, Columbia	641
Neptune Beach, Duval	633
Silver Springs, Marion	619
Weeki Wachee, Hernando	612
Baker, Okaloosa	591
South Daytona, Volusia	585
Surfside, Dade	583
Belle Isle, Orange	582
Palm Beach, Palm Beach	575
Clearwater Beach, Pinellas	571
Bronson, Levy	569
Gulfport, Pinellas	560
Bunnell, Flagler	559
Sneads, Jackson	554
Jay, Santa Rosa	545
Carrabelle, Franklin	524
Mascotte, Lake	517
Rotunda West, Charlotte	507
Hawthorne, Alachua	505
Oxford, Sumter	498
Sweetwater, Dade	492
Oakland, Orange	491
Molino, Escambia	484
Cottondale, Jackson	483
Citra, Marion	481
Myakka City, Manatee	478
Youngstown, Bay	473
Florida State University, Leon	471
Mims, Brevard	470
Midway, Gadsden	469
Ocklawaha, Marion	469
Zolfo Springs, Hardee	469
Cape Canaveral, Brevard	467
Tavernier, Monroe	465
Indian Harbour Beach, Brevard	459
Melbourne Beach, Brevard	459
East Palatka, Putnam	458
Alva, Lee	447
Bal Harbour, Dade	446
Flagler Beach, Flagler	441
Dundee, Polk	437
Altha, Calhoun	437
Celebration, Osceola	436
Bell, Gilchrist	431
Branford, Suwannee	429
Apalachicola, Franklin	416
Webster, Sumter	404

# COVID-19: characteristics of 2,001,325 Florida resident cases

Data through Mar 26, 2021 verified as of Mar 27, 2021 at 09:25 AM

Data in this report are provisional and subject to change.

The table below includes the cities and counties of residence for cases in Florida residents based on the patient's ZIP Code. Note that city is not always received as part of the initial notification and may be missing while the case is being investigated.

City and county	Cases
Centerville, Leon	394
Haverhill, Palm Beach	393
Archer, Alachua	386
De Leon Springs, Volusia	385
Eagle Lake, Polk	380
Osprey, Sarasota	375
Missing, Volusia	369
Hastings, St. Johns	366
Raiford, Union	365
Tequesta, Palm Beach	362
Grand Ridge, Jackson	362
West Miami, Dade	360
Floral City, Citrus	360
Holly Hill, Volusia	352
Lake Park, Palm Beach	345
Ave Maria, Collier	343
Chuluota, Seminole	343
Pierson, Volusia	339
Grand Island, Lake	337
Greenville, Madison	332
Vernon, Washington	324
Montverde, Lake	321
Malone, Jackson	316
Satsuma, Putnam	313
Jennings, Hamilton	313
Gotha, Orange	312
Missing, Orange	311
Indian Rocks Beach, Pinellas	311
Sebastian, Brevard	308
Eastpoint, Franklin	302
Laurel Hill, Okaloosa	301
Bryceville, Nassau	301
Kenneth City, Pinellas	301
Reddick, Marion	300
Alafaya, Orange	298
Elkton, St. Johns	298
Fort McCoy, Marion	298
Melrose, Putnam	296
Malabar, Brevard	295
Westville, Holmes	295
Valparaiso, Okaloosa	289
Lake Panasoffkee, Sumter	289
Lehigh, Lee	285
Winter Park, Seminole	281
Greenwood, Jackson	276
O Brien, Suwannee	276
Anthony, Marion	275
San Antonio, Pasco	273
Belleair, Pinellas	271
Ponce De Leon, Holmes	270
Geneva, Seminole	267
Greenacres, Palm Beach	265
Morrison, Levy	260
Hallandale Beach, Broward	257
South Pasadena, Pinellas	246
Inlet Beach, Walton	244
Sanibel, Lee	243
Fountain, Bay	240
Eglin Air Force Base, Okaloosa	239

# COVID-19: characteristics of 2,001,325 Florida resident cases

Data through Mar 26, 2021 verified as of Mar 27, 2021 at 09:25 AM

Data in this report are provisional and subject to change.

The table below includes the cities and counties of residence for cases in Florida residents based on the patient's ZIP Code. Note that city is not always received as part of the initial notification and may be missing while the case is being investigated.

City and county	Cases
Fern Park, Seminole	238
Lee, Madison	236
Kindred, Osceola	235
Edgewood, Orange	235
Southport, Bay	230
University Of Central Fl, Orange	229
White Springs, Hamilton	227
Weirsdale, Marion	225
Longboat Key, Manatee	224
Hosford, Liberty	221
Gretna, Gadsden	221
Saint James City, Lee	220
Islamorada, Monroe	218
Wellborn, Suwannee	214
Mcdavid, Escambia	209
Holt, Okaloosa	209
Lakewood Ranch, Manatee	208
Astatula, Lake	206
Holmes Beach, Manatee	200
Bay Harbor Islands, Dade	199
Poinciana, Polk	198
Howey-In-The-Hills, Lake	196
Juno Beach, Palm Beach	195
Micanopy, Alachua	192
Madeira Beach, Pinellas	191
Mcalpin, Suwannee	189
Altoona, Lake	189
Babson Park, Polk	188
Atlantis, Palm Beach	187
Sopchoppy, Wakulla	186
Azalea Park, Orange	186
Alford, Jackson	185
Zellwood, Orange	184
The Villages, Marion	181
Lauderdale By The Sea, Broward	178
Lake Helen, Volusia	177
The Villages, Lake	177
Odessa, Pasco	172
Center Hill, Sumter	172
Viera, Brevard	169
Mangonia Park, Palm Beach	167
Cutler Bay, Dade	165
University Of Miami, Dade	164
Summerland Key, Monroe	162
Osteen, Volusia	162
Golden Beach, Dade	161
Caryville, Washington	161
Pomona Park, Putnam	158
Bokeelia, Lee	155
Hypoluxo, Palm Beach	152
Lockhart, Orange	152
University Of Fl, Alachua	151
Oak Hill, Volusia	151
Rocky Point, Hillsborough	150
Grant-Valkaria, Brevard	149
Bay Lake, Orange	148
Ponce Inlet, Volusia	147
Lutz, Pasco	147
Citrus Springs, Citrus	146

# COVID-19: characteristics of 2,001,325 Florida resident cases

Data through Mar 26, 2021 verified as of Mar 27, 2021 at 09:25 AM

Data in this report are provisional and subject to change.

The table below includes the cities and counties of residence for cases in Florida residents based on the patient's ZIP Code. Note that city is not always received as part of the initial notification and may be missing while the case is being investigated.

City and county	Cases
Sumterville, Sumter	145
Hiawassee, Orange	141
Hollister, Putnam	137
Big Pine Key, Monroe	137
Clair-Mel City, Hillsborough	137
Lady Lake, Sumter	135
Carrollwood, Hillsborough	135
Missing, Lee	132
Paisley, Lake	130
Baldwin, Duval	128
Inglis, Levy	128
Cloud Lake, Palm Beach	128
San Mateo, Putnam	127
Hampton, Bradford	126
Christmas, Orange	126
Apopka, Seminole	125
Steinhatchee, Taylor	124
Kendall, Dade	122
Lake Hamilton, Polk	121
Matlacha, Lee	121
Clarksville, Calhoun	119
West Park, Broward	118
University Of Central Florida, Orange	115
Placida, Charlotte	114
Buena Ventura Lakes, Osceola	113
Belleair Beach, Pinellas	113
Tierra Verde, Pinellas	113
Callaway, Bay	109
Lighthouse Point, Broward	108
Missing, St. Johns	106
Panacea, Wakulla	106
Temple Terrace, Hillsborough	105
Barry University, Dade	105
Saint Leo, Pasco	105
Seville, Volusia	103
Hurlburt Field, Okaloosa	102
Lamont, Jefferson	102
Dinsmore, Duval	102
Harmony, Osceola	102
Astor, Lake	102
Dania Beach, Broward	102
Brooker, Bradford	101
Cedar Key, Levy	100
Missing, Pinellas	99
South Fort Myers, Lee	98
Canal Point, Palm Beach	97
Bradenton Beach, Manatee	97
Barefoot Bay, Brevard	96
Florida Gulf Coast Univ, Lee	95
Tyndall Air Force Base, Bay	95
Fruit Cove, St. Johns	95
Waldo, Alachua	95
Bascom, Jackson	95
Florahome, Putnam	94
City Of Sunrise, Broward	93
University Of South Florida, Hillsborough	91
Missing, Sumter	91
Sunny Isles Beach, Dade	88
Pinetta, Madison	88

# COVID-19: characteristics of 2,001,325 Florida resident cases

Data through Mar 26, 2021 verified as of Mar 27, 2021 at 09:25 AM

Data in this report are provisional and subject to change.

The table below includes the cities and counties of residence for cases in Florida residents based on the patient's ZIP Code. Note that city is not always received as part of the initial notification and may be missing while the case is being investigated.

City and county	Cases
Maitland, Seminole	88
Crystal Beach, Pinellas	86
Kathleen, Polk	85
Missing, Marion	83
Lorida, Highlands	82
Fort Denaud, Hendry	80
F M, Lee	80
Yalaha, Lake	78
Ocean Ridge, Palm Beach	78
Missing, St. Lucie	77
Welaka, Putnam	75
Princeton, Dade	75
Eatonville, Orange	75
Palma Ceia, Hillsborough	74
Patrick Air Force Base, Brevard	74
Saint Pete Beach, Pinellas	74
Avon Park, Polk	73
Campbellton, Jackson	71
Missing, Lake	71
Boca Grande, Lee	70
Air Mail Facility, Dade	69
North Venice, Sarasota	69
Ochopee, Collier	69
Greensboro, Gadsden	66
Anna Maria, Manatee	65
Cudjoe Key, Monroe	65
Stock Island, Monroe	64
Missing, Duval	62
Reunion, Osceola	62
Mexico Beach, Bay	60
Bonita Beach, Lee	59
Destin, Walton	59
Georgetown, Putnam	59
Missing, Pasco	59
Treasure Island, Pinellas	58
Micco, Brevard	58
North Redington Beach, Pinellas	58
Orlando, Seminole	57
Bellview, Escambia	57
Felda, Hendry	57
Northdale, Hillsborough	57
Miami Springs, Dade	56
Missing, Palm Beach	56
Miami, Unknown	54
Missing, Santa Rosa	54
Duette, Manatee	53
Lake Suzy, Desoto	53
Walnut Hill, Escambia	53
Ona, Hardee	53
Orlando, Dade	52
Heathrow, Seminole	52
Okahumpka, Lake	52
Singer Island, Palm Beach	52
Miromar Lakes, Lee	51
Enterprise, Volusia	51
University Of Tampa, Hillsborough	50
Town N Country, Hillsborough	50
Palm Beach Shores, Palm Beach	49
Aloma, Orange	49



# COVID-19: characteristics of 2,001,325 Florida resident cases

Data through Mar 26, 2021 verified as of Mar 27, 2021 at 09:25 AM

Data in this report are provisional and subject to change.

The table below includes the cities and counties of residence for cases in Florida residents based on the patient's ZIP Code. Note that city is not always received as part of the initial notification and may be missing while the case is being investigated.

City and county	Cases
Salt Springs, Marion	49
Terra Ceia, Manatee	48
Cinco Bayou, Okaloosa	47
Intercession City, Osceola	47
Sewalls Point, Martin	45
Florence Villa, Polk	45
Highland City, Polk	45
Florida International Univ, Dade	44
Waverly, Polk	44
Green Acres, Palm Beach	44
Kenansville, Osceola	43
Eaton Park, Polk	43
Orlando, Osceola	43
Gulf Breeze, Escambia	43
Lacoochee, Pasco	42
Village Of Wellington, Palm Beach	42
Ebro, Washington	42
Manalapan, Palm Beach	42
Naranja, Dade	41
Key Colony Beach, Monroe	41
Bayonet Point, Pasco	41
Saint Johns, Duval	40
Cortez, Manatee	40
Missing, Broward	39
Village Wellington, Palm Beach	39
Orlando, Broward	38
Orlando, Volusia	37
Ponte Vedra, Duval	37
Florida A And M University, Leon	37
Missing, Hillsborough	36
Hialeah Gardens, Dade	36
Miami Shores, Dade	35
North Bay Village, Dade	35
Highland Beach, Palm Beach	35
Stetson University, Volusia	35
Lakeshore, Polk	35
Orlando, Polk	35
Miami, Broward	34
Pasadena, Pinellas	34
Flemington, Marion	34
Tice, Lee	34
Bay Pines, Pinellas	34
Homeland, Polk	33
Palm Shores, Brevard	33
Siesta Key, Sarasota	33
Wekiva Springs, Seminole	33
Dowling Park, Suwannee	33
Missing, Seminole	33
Lulu, Columbia	33
Bonaventure, Broward	33
Venus, Highlands	32
Bagdad, Santa Rosa	32
Hallandale Beach, Broward	32
Davenport, Osceola	32
Westlake, Palm Beach	31
Univ Of FI Student Dorms, Alachua	31
Eloise, Polk	31
Poinciana, Osceola	30
Nocatee, Desoto	30

# COVID-19: characteristics of 2,001,325 Florida resident cases

Data through Mar 26, 2021 verified as of Mar 27, 2021 at 09:25 AM

Data in this report are provisional and subject to change.

The table below includes the cities and counties of residence for cases in Florida residents based on the patient's ZIP Code. Note that city is not always received as part of the initial notification and may be missing while the case is being investigated.

City and county	Cases
Mcintosh, Marion	30
Penney Farms, Clay	30
Lealman, Pinellas	30
Bayshore Gardens, Manatee	30
Kinard, Calhoun	30
Jupiter, Martin	29
Bonita Springs, Collier	29
Alturas, Polk	29
South Palm Beach, Palm Beach	29
Orlando, Hillsborough	28
Sugarloaf Key, Monroe	28
Chokoloskee, Collier	28
Pensacola Beach, Santa Rosa	28
Horseshoe Beach, Dixie	28
Little Torch Key, Monroe	28
Ridge Manor, Pasco	27
City Of Westlake, Palm Beach	27
Caryville, Holmes	27
Florida State, Leon	27
Homosassa Springs, Citrus	27
Saint Marks, Wakulla	27
Indian Lake Estates, Polk	26
Fort Lauderdale, Dade	26
Palmdale, Glades	26
Long Key, Monroe	26
Bradley, Polk	26
Pine Hills, Orange	26
Pembroke Park, Broward	25
Tangerine, Orange	25
South Miami Heights, Dade	25
Missing, Monroe	25
New Smyrna, Volusia	25
Earleton, Alachua	25
Santa Fe, Alachua	24
Westchase, Hillsborough	24
Missing, Escambia	24
Missing, Manatee	24
Sydney, Hillsborough	24
Labelle, Glades	24
Hawthorne, Putnam	24
Archer, Levy	23
Paxton, Walton	23
Yankeetown, Levy	23
Goulds, Dade	23
Orange Lake, Marion	23
Pine Castle, Orange	23
Missing, Citrus	22
Balm, Hillsborough	22
Tioga, Alachua	22
Wausau, Washington	22
Loughman, Polk	22
Missing, Brevard	22
Florida Dept Of Corrections, Union	22
Bostwick, Putnam	22
Sparr, Marion	22
Citrus Ridge, Indian River	22
Missing, Indian River	22
Kissimmee, Orange	22
La Crosse, Alachua	22

# COVID-19: characteristics of 2,001,325 Florida resident cases

Data through Mar 26, 2021 verified as of Mar 27, 2021 at 09:25 AM

Data in this report are provisional and subject to change.

The table below includes the cities and counties of residence for cases in Florida residents based on the patient's ZIP Code. Note that city is not always received as part of the initial notification and may be missing while the case is being investigated.

City and county	Cases
Missing, Okaloosa	21
Crystal Springs, Pasco	21
Everglades City, Collier	21
Bonifay, Washington	21
Plymouth, Orange	21
Florida International University, Dade	21
Perdido Key, Escambia	21
Wabasso, Indian River	21
Branford, Lafayette	20
Mexico Beach, Gulf	20
Indian River Shores, Indian River	20
Sun City, Hillsborough	20
Fort Ogden, Desoto	20
Redington Shores, Pinellas	20
Laud-By-The-Sea, Broward	20
Mango, Hillsborough	20
Candler, Marion	19
Parker, Bay	19
Lowell, Marion	19
Ramrod Key, Monroe	19
Champions Gate, Polk	19
Orlando, Palm Beach	19
Wildlight, Nassau	19
Babcock Ranch, Lee	19
Union Park, Orange	19
High Springs, Gilchrist	19
Maxville, Duval	18
Nalcrest, Polk	18
Gulf Stream, Palm Beach	18
Goodland, Collier	18
Trenton, Levy	18
Jensen Beach, St. Lucie	18
Hollywood, Dade	18
Graceville, Holmes	17
Lake Buena Vista, Orange	17
Missing, Collier	17
Webster, Hernando	17
Nichols, Polk	17
Boca Raton, Broward	17
Gulf Hammock, Levy	16
Hernando Beach, Hernando	16
Tallevast, Manatee	16
Shady Hills, Pasco	16
Suwannee, Dixie	16
Missing, Martin	16
Jacksonville, Unknown	16
West Panama City Beach, Bay	16
Woodville, Leon	16
Otter Creek, Levy	16
Forest City, Orange	16
Trilby, Pasco	16
Wewahitchka, Calhoun	16
Winter Garden, Lake	15
Daytona Beach Shores, Volusia	15
Lake City, Suwannee	15
Orlando, Pinellas	15
Golden Oak, Orange	15
Buckingham, Lee	15
Lake Monroe, Seminole	15

# COVID-19: characteristics of 2,001,325 Florida resident cases

Data through Mar 26, 2021 verified as of Mar 27, 2021 at 09:25 AM

Data in this report are provisional and subject to change.

The table below includes the cities and counties of residence for cases in Florida residents based on the patient's ZIP Code. Note that city is not always received as part of the initial notification and may be missing while the case is being investigated.

City and county	Cases
Belleair Bluffs, Pinellas	15
Brooksville, Pasco	15
Eau Gallie, Brevard	15
Mount Dora, Orange	15
Missing, Bay	15
Lakewood Ranch, Sarasota	15
Hutchinson Island, St. Lucie	15
White Springs, Columbia	15
Florida State Univ Admin, Leon	14
Copeland, Collier	14
Laurel Hill, Walton	14
Village Of Palmetto Bay, Dade	14
Graham, Bradford	14
Braden River, Manatee	14
Saint Lucie West, St. Lucie	14
Johns Pass Village, Pinellas	14
Murdock, Charlotte	14
Long Boat Key, Manatee	13
Orlando, Brevard	13
Saint George Island, Franklin	13
Fort Charlotte, Charlotte	13
Hialeah, Unknown	13
Watersound, Walton	13
Orlando, Lake	13
Choctaw Beach, Okaloosa	13
Hillsboro Beach, Broward	13
Wahneta, Polk	13
Roseland, Indian River	13
Kingsley Lake, Bradford	13
Indian Creek Village, Dade	13
Gonzalez, Escambia	13
Steinhatchee, Dixie	13
Los Angeles, Dade	12
Pensacola Beach, Escambia	12
Rosemary Beach, Walton	12
Durant, Hillsborough	12
Holder, Citrus	12
Missing, Putnam	12
Mount Plymouth, Lake	12
Orlando, Unknown	12
Deer Island, Lake	12
Alys Beach, Bay	12
Unknown, Dade	12
East Lake, Marion	11
Captiva, Lee	11
Deerfield Beach, Palm Beach	11
Miami Gardens, Broward	11
Missing, Unknown	11
Greenville, Taylor	11
Citrus Hills, Citrus	11
Leisure City, Dade	11
Orlando, Leon	11
Ozona, Pinellas	11
Naples, Lee	11
Babcock Ranch, Charlotte	11
Umatilla, Marion	10
Missing, Nassau	10
Cypress, Jackson	10
Forest City, Seminole	10

# COVID-19: characteristics of 2,001,325 Florida resident cases

Data through Mar 26, 2021 verified as of Mar 27, 2021 at 09:25 AM

Data in this report are provisional and subject to change.

The table below includes the cities and counties of residence for cases in Florida residents based on the patient's ZIP Code. Note that city is not always received as part of the initial notification and may be missing while the case is being investigated.

City and county	Cases
Haines Creek, Lake	10
Perrine, Dade	10
Orlando, Duval	10
Dade City, Hernando	10
Briny Breezes, Palm Beach	10
Passport, Unknown	10
Seacrest, Walton	10
Lake Como, Putnam	10
Missing, Polk	10
University Park, Manatee	10
Grandin, Putnam	10
Gibsonia, Polk	10
Redington Beach, Pinellas	10
Telogia, Liberty	10
Missing, Taylor	10
Sea Ranch Lakes, Broward	9
Palma Sola, Manatee	9
Innovation, Pasco	9
Cottondale, Washington	9
Barberville, Volusia	9
Beverly Beach, Flagler	9
Saint Augustine Beach, St. Johns	9
Putnam Hall, Putnam	9
Ferndale, Lake	9
Virginia Gardens, Dade	9
Elfers, Pasco	9
Fanning Springs, Gilchrist	9
Day, Lafayette	9
Grant Valkaria, Brevard	9
Nobleton, Hernando	9
Saint Augustine, Duval	9
West Delray Beach, Palm Beach	9
Lamont, Madison	9
Lloyd, Jefferson	9
Rubonia, Manatee	9
Basinger, Okeechobee	8
Evinston, Alachua	8
Salem, Taylor	8
Orange Springs, Marion	8
Fort Walton Beach, Unknown	8
Cross Creek, Alachua	8
Fairfield, Marion	8
Indian Shores, Pinellas	8
Palm City, St. Lucie	8
Seybold, Dade	8
Holt, Santa Rosa	8
White City, Gulf	8
Worthington Springs, Union	8
Pine Ridge, Citrus	8
Jerome, Collier	8
Ponce De Leon, Walton	8
Scottsmoor, Brevard	8
Goldenrod, Seminole	8
Missing, Clay	7
Switzerland, St. Johns	7
Maitland, Volusia	7
Aripeka, Pasco	7
Valkaria, Brevard	7
River Ranch, Polk	7

# COVID-19: characteristics of 2,001,325 Florida resident cases

Data through Mar 26, 2021 verified as of Mar 27, 2021 at 09:25 AM

Data in this report are provisional and subject to change.

The table below includes the cities and counties of residence for cases in Florida residents based on the patient's ZIP Code. Note that city is not always received as part of the initial notification and may be missing while the case is being investigated.

City and county	Cases
Niceville, Walton	7
Orlando, Alachua	7
Okeechobee, Glades	7
Fort Lauderdale, Unknown	7
Fernandina, Nassau	7
Missing, Flagler	7
Orange Park, Duval	7
Port Saint John, Brevard	7
Orlando, Pasco	7
Longboat Key, Sarasota	7
Keystone Heights, Bradford	7
Ybor City, Hillsborough	7
Orchid, Indian River	6
Pensacola, Unknown	6
Miccosukee, Leon	6
Glenwood, Volusia	6
Morriston, Marion	6
Duck Key, Monroe	6
Newberry, Gilchrist	6
Mayport Naval Station, Duval	6
Lake Butler, Bradford	6
Anastasia Island, St. Johns	6
East Rockland Key, Monroe	6
Bradenton, Sarasota	6
Maitland, Osceola	6
Inglis, Citrus	6
Weirsdale, Lake	6
Quail Heights, Dade	6
Punta Gorda, Lee	6
Deland, Lake	6
Orlando, Flagler	6
Orlando, Marion	6
Sunny Hills, Washington	6
Missing, Walton	6
Missing, Sarasota	6
Labelle, Lee	6
Maitland, Hillsborough	6
Winter Park, Polk	6
Winderemere, Orange	6
Hialeah, Broward	6
Grove City, Charlotte	6
Coco River, Collier	6
Eglin, Okaloosa	6
Bruce, Holmes	5
Ebro, Bay	5
Westchester, Dade	5
Mid Florida, Seminole	5
Ocean Breeze, Martin	5
Port Salerno, Martin	5
Ridge Manor Estates, Sumter	5
Missing, Highlands	5
Missing, Columbia	5
Shady Grove, Taylor	5
Missing, Leon	5
Milton, Escambia	5
Inlet Beach, Bay	5
Mayport, Duval	5
Pass, Unknown	5
Stuart, St. Lucie	5

# COVID-19: characteristics of 2,001,325 Florida resident cases

Data through Mar 26, 2021 verified as of Mar 27, 2021 at 09:25 AM

Data in this report are provisional and subject to change.

The table below includes the cities and counties of residence for cases in Florida residents based on the patient's ZIP Code. Note that city is not always received as part of the initial notification and may be missing while the case is being investigated.

City and county	Cases
Miami, Palm Beach	5
Wakulla Springs, Wakulla	5
Ocoee, Lake	5
Okeechobee, Martin	5
N/A, Unknown	5
Pompano Beach, Palm Beach	5
Oneco, Manatee	5
Orlando, Manatee	5
Alys Beach, Walton	5
Missing, Alachua	5
Miami Beach, Unknown	5
Point Washington, Walton	5
University Of Central Fl, Martin	5
Williston, Marion	5
Okeechobee, Osceola	5
Psl, Unknown	5
Pompano Beach, Unknown	5
San Carlos Park, Lee	5
University Of Central Fl, Hillsborough	5
Bayou George, Bay	5
Boynton Beach, Broward	5
Missing, Osceola	5
Miramar, Dade	5
Miami Gardens, Unknown	5
Kissimmee, Unknown	5
Fort Lauderdale, Palm Beach	5
Jacksonville Naval Air Station, Duval	5
Clarcona, Orange	5
Lazy Lake, Broward	4
Lamont, Taylor	4
Sugarloaf, Monroe	4
Wacissa, Jefferson	4
Branford, Gilchrist	4
Cape Haze, Charlotte	4
Clewiston, Palm Beach	4
Conch Key, Monroe	4
Pompano Beach, Dade	4
Sandestin, Walton	4
Seacrest, Bay	4
Naples, Unknown	4
High Springs, Columbia	4
Hinsdale, Manatee	4
Bella Collina, Lake	4
Delray Beach, Broward	4
El Jobean, Charlotte	4
International Service Center, Dade	4
Island Grove, Alachua	4
Hollywood, Unknown	4
Indian Rock Beach, Pinellas	4
Bowling Green, Polk	4
Cypress Gardens, Polk	4
Loxahatchee Groves, Palm Beach	4
Live Oak, Madison	4
West Bradenton, Manatee	4
Port Charlotte, Unknown	4
Greenville, Jefferson	4
Missing, Hernando	4
Marina Del Rey, Dade	4
Oklawaha, Marion	4

# COVID-19: characteristics of 2,001,325 Florida resident cases

Data through Mar 26, 2021 verified as of Mar 27, 2021 at 09:25 AM

Data in this report are provisional and subject to change.

The table below includes the cities and counties of residence for cases in Florida residents based on the patient's ZIP Code. Note that city is not always received as part of the initial notification and may be missing while the case is being investigated.

City and county	Cases
Glen Ridge, Palm Beach	4
Coconut Creek, Palm Beach	4
Pensacola, Santa Rosa	4
Margate, Unknown	4
Melrose, Bradford	4
Lake Worth, Broward	4
Los Angeles, Broward	4
Highland Park, Polk	4
Jacksonville, Dade	4
Inverness, Polk	3
Pass, Dade	3
Vero Beach, Brevard	3
Orem, Palm Beach	3
Pp, Dade	3
Pp, Unknown	3
Woodside, Broward	3
Brewton, Escambia	3
Apopka, Broward	3
Maitland, Polk	3
Lake Harbor, Palm Beach	3
Lanark Village, Franklin	3
Miami Shores, Broward	3
Pineland, Lee	3
Tampa Palms, Hillsborough	3
Tampa, Pinellas	3
Winter Garden, Seminole	3
Tarpon Springs, Pasco	3
Jacksonville, Clay	3
Ludlam, Dade	3
Laurel, Sarasota	3
Clermont, Orange	3
Port Saint Lucie, Martin	3
Saint Petersburg, Hillsborough	3
Palm Coast, Volusia	3
Missing, Jackson	3
West Palm Beach, Broward	3
Village Of Golf, Palm Beach	3
Wildwood, Marion	3
Saint Augusaintine Beach, St. Johns	3
Lynbrook, Broward	3
Loxahatchee, Broward	3
Lakeland, Hillsborough	3
Miami, Orange	3
Immokalee, Lee	3
Hallandale Beach, Unknown	3
Lake Geneva, Clay	3
Lake City, Duval	3
Fort Myers, Unknown	3
Bradington, Manatee	3
Blountstown, Liberty	3
Crestview, Walton	3
Cross Key, Monroe	3
Cape San Blas, Gulf	3
Apopka, Lake	3
Green Cove Springs, Duval	3
Fernandina Beach, Duval	3
Fpo, Duval	3
Plantation Key, Monroe	3
Samoset, Manatee	3



# COVID-19: characteristics of 2,001,325 Florida resident cases

Data through Mar 26, 2021 verified as of Mar 27, 2021 at 09:25 AM

Data in this report are provisional and subject to change.

The table below includes the cities and counties of residence for cases in Florida residents based on the patient's ZIP Code. Note that city is not always received as part of the initial notification and may be missing while the case is being investigated.

City and county	Cases
San Fernando, Unknown	3
Mayport Naval Housing, Duval	3
Monticello, Madison	3
Vernon, Bay	3
Bonnie, Dade	3
Alford, Washington	3
Altamonte Springs, Orange	3
Jonesville, Alachua	3
Julington Creek, St. Johns	3
Jupiter Island, Martin	3
Miramar, Unknown	3
Marco Island, Lee	3
Pembroke Pines, Unknown	3
Ocean Reef Club, Monroe	3
Vero Beach, St. Lucie	3
Chicago, Lee	3
Coraopolis, Citrus	3
Champions Gate, Osceola	3
Bristol, Calhoun	3
Jacksonville, Alachua	3
Sorrento, Orange	3
Stuart, Palm Beach	3
North Fort Myers, Charlotte	3
Westville, Walton	3
Milligan, Okaloosa	3
Land O Lakes, Hillsborough	3
Lady Lake, Marion	3
Jacksonville , Duval	3
Fisher Island, Unknown	3
Homeless, Hillsborough	3
Bay Harbor Islands, Unknown	3
Ft Pierce, St. Lucie	3
Fort Lauderdale, Alachua	2
Deerfield Beach, Unknown	2
Doral, Unknown	2
Brooklyn, Broward	2
Carl Fisher, Dade	2
Cross City, Taylor	2
Jupiter, Dade	2
Micanopy, Marion	2
Lakeland, Unknown	2
Red Bay, Holmes	2
Pembroke Lakes, Broward	2
Port Saint Lucie, Palm Beach	2
Saint Marys, Nassau	2
Windermere, Lake	2
Sutton, Pasco	2
Noma, Holmes	2
Ormond Beach, Flagler	2
Panama City, Unknown	2
Pembroke Pines, Dade	2
Summerfield, Unknown	2
Tampa, Hernando	2
Sharpes, Brevard	2
Saint Lucie Village, St. Lucie	2
Sebring, Desoto	2
Vero Beach, Unknown	2
Yeehaw, Okeechobee	2
Wauchula, Desoto	2

# COVID-19: characteristics of 2,001,325 Florida resident cases

Data through Mar 26, 2021 verified as of Mar 27, 2021 at 09:25 AM

Data in this report are provisional and subject to change.

The table below includes the cities and counties of residence for cases in Florida residents based on the patient's ZIP Code. Note that city is not always received as part of the initial notification and may be missing while the case is being investigated.

City and county	Cases
Jacksonville Naval Hospital, Duval	2
Hosford, Calhoun	2
Jacksonville, Nassau	2
Longview, Dade	2
Marina Del Rey, Broward	2
Melrose, Clay	2
Mesa, Unknown	2
Aventura, Broward	2
000000, Unknown	2
Dfafs, Okaloosa	2
University Of Central Fl, Seminole	2
Venice, Dade	2
West Palm Beach, Unknown	2
Windermere, Hillsborough	2
Winter Park, Volusia	2
Winter Springs, Orange	2
Okeechobee, Highlands	2
New Port Richey, Hillsborough	2
Orlando, Escambia	2
Pompano Beach, Osceola	2
Port Charlotte, Lee	2
Union, Manatee	2
Swansea, Lee	2
Sand Lake, Orange	2
Port St. Lucie, St. Lucie	2
Longwood, Unknown	2
Long Beach, Orange	2
Marathon Shores, Monroe	2
Mims, Volusia	2
Miami, Martin	2
Gwinn, Charlotte	2
Labelle, Collier	2
Jena, Taylor	2
Lauderhill, Unknown	2
At Large, Broward	2
Boys Ranch, Suwannee	2
Fort Pierce, Brevard	2
Graceville, Unknown	2
Eatonville, Polk	2
Tampa, Broward	2
Tarpon Springs, Hillsborough	2
Port Canaveral, Brevard	2
Seguin, Unknown	2
Sarasota, Unknown	2
Sunrise, Unknown	2
Oakland Park, Unknown	2
Orlando, St. Lucie	2
Marysville, Dade	2
Callahan, Duval	2
Dade City, Unknown	2
Cibolo, Orange	2
Claysville, Hernando	2
Crescent Beach, Sarasota	2
Fl State Univ Student, Leon	2
Defuniak Springs, Okaloosa	2
Defuniak Springs, Unknown	2
Blountstown, Jackson	2
Alligator Point, Franklin	2
Coconut Creek, Unknown	2

# COVID-19: characteristics of 2,001,325 Florida resident cases

Data through Mar 26, 2021 verified as of Mar 27, 2021 at 09:25 AM

Data in this report are provisional and subject to change.

The table below includes the cities and counties of residence for cases in Florida residents based on the patient's ZIP Code. Note that city is not always received as part of the initial notification and may be missing while the case is being investigated.

City and county	Cases
Eatonville, Lake	2
Crawfordville, Leon	2
Daytona Beach, Unknown	2
Lawtey, Union	2
Hallandale Beach, Dade	2
Los Angeles, Okaloosa	2
Louisville, Manatee	2
Lutz, Pinellas	2
Seven Springs, Pasco	2
Upper Key Largo, Monroe	2
University Of Central Florida, Brevard	2
West Villages, Sarasota	2
Zellwood, Lake	2
Mount Pleasant, Gadsden	2
Navarre, Okaloosa	2
None, Dade	2
Phoenix, Lake	2
Clermont, Polk	2
Bronx, Seminole	2
Doctors Inlet, Clay	2
Bonifay, Jackson	2
Bonnie, Sarasota	2
Lecanto, Marion	2
Lake Helen, Orange	2
Maitland, Leon	2
Melrose, Alachua	2
Fort Myers, Collier	2
Fort Pierce, Martin	2
Weston, Dade	2
West Palm Beach, Dade	2
Winter Park, Leon	2
Palm Springs North, Dade	2
Redland, Dade	2
Olustee, Baker	2
Orlando, Charlotte	2
Orlando, Santa Rosa	2
Maitland, Lake	2
Hialeah Lakes, Dade	2
Hialeah, Orange	2
Jan Phyl Village, Polk	2
Moore Haven, Hendry	2
Naples, Broward	2
Cassadaga, Volusia	2
Fort Walton Beach, Walton	2
Duke Field Air Force Station, Okaloosa	2
Dunnellon, Levy	2
Wekiwa Springs, Seminole	2
Yalaha, Lake	2
University Of Central Florida, Palm Beach	2
University Of Central Florida, Pinellas	2
Wimauma, Manatee	2
Provo, Broward	2
Sumatra, Liberty	2
Portland, Unknown	2
University Of Central Florida, Broward	2
Saint Teresa, Wakulla	2
West Point, Lee	2
Orlando, Okaloosa	2
Maitland, Pasco	2

# COVID-19: characteristics of 2,001,325 Florida resident cases

Data through Mar 26, 2021 verified as of Mar 27, 2021 at 09:25 AM

Data in this report are provisional and subject to change.

The table below includes the cities and counties of residence for cases in Florida residents based on the patient's ZIP Code. Note that city is not always received as part of the initial notification and may be missing while the case is being investigated.

City and county	Cases
Madison, Unknown	2
Ocala, Unknown	2
Miamt, Dade	2
Florida Power & Light Co, Dade	2
Amelia City, Nassau	2
Apopka, Unknown	2
Alligator Point, Wakulla	2
Chipley, Jackson	2
Colorado Springs, Unknown	1
Conifer, Lee	1
Daniel Island, Bay	1
Clarksboro, Lee	1
Chipley, Holmes	1
El Paso, Unknown	1
Elbow Lake, Palm Beach	1
Eatonville, Seminole	1
Dunellen, Dade	1
Destin, Unknown	1
Diamond, Highlands	1
Doral, Broward	1
Altamonte, Orange	1
Alva, Collier	1
333, Unknown	1
Allentown, Putnam	1
Apple Creek, Citrus	1
Amelia Village, Nassau	1
Barefoot Beach, Lee	1
Battle Creek, Manatee	1
Avon, Manatee	1
Aventura, Osceola	1
Bryn Mawr, Palm Beach	1
Burkeville, Brevard	1
Camden Wyoming, Duval	1
Celebration, Palm Beach	1
Chattanooga, Dade	1
Bear Grass, Palm Beach	1
Azalea Park, Osceola	1
Boca Raton,, Palm Beach	1
Boston, Dade	1
Brewster, Volusia	1
FI State Lot, Leon	1
Fairless Hills, Broward	1
Everett, Dade	1
Fort Denaud, Glades	1
Fort Meyers, Lee	1
Fortlauderdale, Unknown	1
Fortwalton Beach, Okaloosa	1
Ft Pierce, Unknown	1
Garland, Orange	1
Hallandate Ben, Unknown	1
Havana, Leon	1
Hickory, Lee	1
Homeless, Dade	1
Homer, Escambia	1
Hilliard, Unknown	1
Jeffersonville, Broward	1
Knoxville, Escambia	1
Lake Mary, Lake	1
Longwood, Orange	1

# COVID-19: characteristics of 2,001,325 Florida resident cases

Data through Mar 26, 2021 verified as of Mar 27, 2021 at 09:25 AM

Data in this report are provisional and subject to change.

The table below includes the cities and counties of residence for cases in Florida residents based on the patient's ZIP Code. Note that city is not always received as part of the initial notification and may be missing while the case is being investigated.

City and county	Cases
Lehigh Cares, Lee	1
Live Oak, Columbia	1
Loganville, Orange	1
Lansdale, Lake	1
Lapeer, Manatee	1
Lauderdale Hill, Unknown	1
Missing, Wakulla	1
Monterey, Broward	1
Mumford, Manatee	1
N/A, Duval	1
Naples, Alachua	1
Ocean City, Broward	1
North Miami, Broward	1
Middleburg, Duval	1
Midland, Osceola	1
Missing, Hamilton	1
Miami, Charlotte	1
Miamii, Dade	1
Miami Garden, Unknown	1
Republic, Monroe	1
Richmond, Palm Beach	1
Ridgewood, Broward	1
Riverview, Manatee	1
Rochester, Broward	1
Roseland, Palm Beach	1
Porter Ranch, Dade	1
Raiford, Bradford	1
Ponte Vedra Beach, Orange	1
Port Orange , Volusia	1
Port Saint Lucie, Indian River	1
Palm City, Unknown	1
Plant City, Unknown	1
Pompano Beach, Alachua	1
Old Town, Gilchrist	1
Oviedo, Leon	1
Opa Locka, Polk	1
Orem, Sarasota	1
Orem, Unknown	1
Wilbur By The Sea, Volusia	1
Willowbrook, Lee	1
Wilmington, Pasco	1
Westerville, Hillsborough	1
Wilton Manors, Dade	1
Winston Salem, Unknown	1
Winter Garden, Hillsborough	1
Woodland Hills, Brevard	1
Youngstown, Calhoun	1
Yulee, Duval	1
San Antonio, Dade	1
San Diego, Unknown	1
Sanford, Palm Beach	1
Russellville, Hillsborough	1
Saint Augustine, Okaloosa	1
Steinhatchee, Alachua	1
Tampa, Escambia	1
Tampa, Manatee	1
Tangerine, Lake	1
University Of Central Florida, Hillsborough	1
University Of Central Fl, Pasco	1

# COVID-19: characteristics of 2,001,325 Florida resident cases

Data through Mar 26, 2021 verified as of Mar 27, 2021 at 09:25 AM

Data in this report are provisional and subject to change.

The table below includes the cities and counties of residence for cases in Florida residents based on the patient's ZIP Code. Note that city is not always received as part of the initial notification and may be missing while the case is being investigated.

City and county	Cases
Village Of Palm Springs, Palm Beach	1
Virginia Beach, Alachua	1
Webster, Pasco	1
Union City, Bradford	1
Sebastian, Lake	1
Pound Ridge, Leon	1
Port Charlotte Fl, Unknown	1
Ponce, Orange	1
Plant City, Pinellas	1
Plantation, Unknown	1
Plant City, Hendry	1
Orlando, Highlands	1
Newport Beach, Palm Beach	1
North Little Rock, Palm Beach	1
Ocoee, Polk	1
Opa Locka, Unknown	1
Orem, Nassau	1
Olando, Orange	1
Sumter Ville, Unknown	1
Tallahassee, Escambia	1
Springhill, Unknown	1
Tampa, Dade	1
Tampa, Lee	1
South Otselic, Dade	1
Southampton, Palm Beach	1
Stockbridge, Leon	1
Sullivans Island, Dade	1
Sevierville, Dade	1
Saint Petersburg, Dade	1
San Juan, Osceola	1
San Pedro Sula, Dade	1
Sandy, Duval	1
Richmond Heights, Dade	1
Ridge Manor, Hernando	1
Riverview, Pinellas	1
Rochester, Lee	1
Rosemary Beach, Bay	1
Saint Cloud, Orange	1
Windermere, Polk	1
Winter Park, Lake	1
Wayne, Dade	1
W Yarmouth, Sarasota	1
Tinley Park, Lee	1
University Of Central Fl, Dade	1
Telluride, Lee	1
West Simsbury, Collier	1
Export, Palm Beach	1
Fdsf, Unknown	1
Felda, Palm Beach	1
Flagler Beach, Volusia	1
Flora, Lee	1
Downers Grove, St. Lucie	1
Delrey Beach, Palm Beach	1
Fort Myers, Lake	1
Fresno, Pasco	1
Fruitland Park, Sumter	1
Fwb, Unknown	1
Gainesville, Marion	1
Gastonia, Polk	1

# COVID-19: characteristics of 2,001,325 Florida resident cases

Data through Mar 26, 2021 verified as of Mar 27, 2021 at 09:25 AM

Data in this report are provisional and subject to change.

The table below includes the cities and counties of residence for cases in Florida residents based on the patient's ZIP Code. Note that city is not always received as part of the initial notification and may be missing while the case is being investigated.

City and county	Cases
Clearwater, Highlands	1
Clermont, Unknown	1
Columbia, Orange	1
Coral Gables, Unknown	1
Coral Springs, Unknown	1
Cornelius, Leon	1
Crestview, Dade	1
Dade City, Polk	1
Dania, Unknown	1
Darien, Pasco	1
Arcadia, Charlotte	1
Aspen, Palm Beach	1
Atlanta, Broward	1
Aurburndale, Polk	1
Aventura, Unknown	1
Azalea Park, Sarasota	1
Bartow, Unknown	1
Biscayne Park, Broward	1
Boca Roton, Unknown	1
Alpharetta, Alachua	1
Apalachicola, Leon	1
Brooksville, Columbia	1
Bryn Mawr, Collier	1
Canfield, Duval	1
Naugatuck, Lee	1
New Vernon, Sarasota	1
New York, Broward	1
Northville, Broward	1
Ocala, Indian River	1
Ocoee, Broward	1
Myakka, Duval	1
Maitland, Unknown	1
Matlacha Island, Lee	1
Melbourne, Orange	1
Miami Beach, Palm Beach	1
Miami Granders, Dade	1
Missing, Baker	1
Middleburg, Unknown	1
Milford, Palm Beach	1
Milford, Polk	1
Minneapolis, Broward	1
Johns Island, Wakulla	1
Killarney, Orange	1
Knoxville, Duval	1
Havanna, Gadsden	1
Jacksonville, Palm Beach	1
Hilliard, Dade	1
Hollywood, Leon	1
Holt, Unknown	1
Homestead, Monroe	1
Humble, Broward	1
Green, Clay	1
Greensburg, Orange	1
Greenville, Monroe	1
Gulf Shores, Escambia	1
Los Angeles, Polk	1
Lakeland, Pasco	1
Lakewood, Unknown	1
Lake City, Volusia	1

# COVID-19: characteristics of 2,001,325 Florida resident cases

Data through Mar 26, 2021 verified as of Mar 27, 2021 at 09:25 AM

Data in this report are provisional and subject to change.

The table below includes the cities and counties of residence for cases in Florida residents based on the patient's ZIP Code. Note that city is not always received as part of the initial notification and may be missing while the case is being investigated.

City and county	Cases
Palm Coast, Duval	1
Orlando, Union	1
Oviedo, Seminole	1
Oxford, Palm Beach	1
Opalocka, Dade	1
Oakland, Leon	1
Ocala, Alachua	1
Okeechobee, St. Lucie	1
Miami, Collier	1
Miami, St. Lucie	1
Marshall, Palm Beach	1
New Richmond, Volusia	1
North Canton, Palm Beach	1
Rio Dell, Volusia	1
Rochelle, Volusia	1
Saint Cloud, Lee	1
Saint Johns, Orange	1
San Antonio, Sarasota	1
San Antonio, Unknown	1
Sanford, Volusia	1
Panama City, Walton	1
Perry, Leon	1
Perth Amboy, Monroe	1
Port Orange, Unknown	1
Port Saint Lucie, Orange	1
Princeton, Alachua	1
Provincetown, Collier	1
Tampa, Volusia	1
Spring Park, Alachua	1
Steinhatchee, Madison	1
South Burlington, Orange	1
Shannon, Collier	1
Soddy Daisy, Broward	1
Soldotna, Broward	1
Winter Park, Osceola	1
Wood River, Polk	1
Worcester, Palm Beach	1
Wheaton, Lee	1
Winter Park, Alachua	1
Wilmington, Broward	1
Wesley Chapel, Alachua	1
Virginia Beach, Hernando	1
Waco, Broward	1
Washington, Broward	1
Tangerine, Seminole	1
Tewksbury, Orange	1
Umatilla, Alachua	1
University Of Central Florida, Monroe	1
Toms River, Dade	1
Floral, Escambia	1
Grassy Key, Monroe	1
Gainesville, Baker	1
Gilmer, Dade	1
Jacksonville, Manatee	1
Haverford, Hillsborough	1
Herrin, Orange	1
Jamaica, Broward	1
Jersey City, Polk	1
Jupiter, Unknown	1



# COVID-19: characteristics of 2,001,325 Florida resident cases

Data through Mar 26, 2021 verified as of Mar 27, 2021 at 09:25 AM

Data in this report are provisional and subject to change.

The table below includes the cities and counties of residence for cases in Florida residents based on the patient's ZIP Code. Note that city is not always received as part of the initial notification and may be missing while the case is being investigated.

City and county	Cases
Kingsland, Duval	1
Kissimmee, Brevard	1
Miamf, Dade	1
Miami G, Dade	1
Marianna, Calhoun	1
Los Angeles, Palm Beach	1
Lyndhurst, Broward	1
Magnolia Square, Osceola	1
Maitland, Alachua	1
Lake In The Hills, Columbia	1
Lake Placid, Alachua	1
Lake Worth Beach, Broward	1
Lemoine, Manatee	1
Lawrence Township, Palm Beach	1
Land Of Lakes, Pasco	1
Lander, Citrus	1
Las Vegas, Orange	1
Bryant, Alachua	1
Bronx, Broward	1
Buffalo, Palm Beach	1
Carol Stream, Orange	1
Castleberry, Escambia	1
Charlotte, Pasco	1
Apo, Pasco	1
Apopka, Flagler	1
99, Unknown	1
Alanson, Bay	1
Aollywoss, Dade	1
Boca Raton, Unknown	1
Bohealia, Lee	1
Blowing Rock, Polk	1
Belleair, Hillsborough	1
Dorchester, Orange	1
Deland, Polk	1
Dallas, Lee	1
De Leon Springs, Putnam	1
Dearborn, Lee	1
Estero, Collier	1
Fanning Springs, Levy	1
Fargo, Unknown	1
Felton, Manatee	1
Clear Brook, Lee	1
Crestview, Holmes	1
Cumberland, Palm Beach	1
Dade City, Hillsborough	1
College Station, Lake	1
Columbus, Brevard	1
Cookeville, Seminole	1
Plantation, Orange	1
Pompano Beach, Martin	1
Parker, Dade	1
Parker, Leon	1
Peoria, Unknown	1
Palm Coast, Polk	1
Pacifica, Dade	1
Ormond Beach, Unknown	1
Oviedo, Brevard	1
Orlando, Sarasota	1
Saint Petersburg, St. Lucie	1

# COVID-19: characteristics of 2,001,325 Florida resident cases

Data through Mar 26, 2021 verified as of Mar 27, 2021 at 09:25 AM

Data in this report are provisional and subject to change.

The table below includes the cities and counties of residence for cases in Florida residents based on the patient's ZIP Code. Note that city is not always received as part of the initial notification and may be missing while the case is being investigated.

City and county	Cases
Sandford, Seminole	1
Rye, Duval	1
Rex, Duval	1
Potomac, Palm Beach	1
Port Everglades, Broward	1
Ocoee, Osceola	1
Okeechobee, Broward	1
North Pole, Seminole	1
North Port, Lee	1
Old Town, Alachua	1
Omaha, Palm Beach	1
Ona, Manatee	1
Oooooo, Unknown	1
Opa Locka, Broward	1
Orange Park , Duval	1
Orlando, Columbia	1
Orlando, Indian River	1
Orem, Broward	1
New Orleans, Palm Beach	1
Newark, Broward	1
Newburgh, Bay	1
Navarre, Dade	1
Winter Park, Broward	1
Winter Park, Indian River	1
Zolfo Springs, Polk	1
Westbrook, Dade	1
Wichita, Volusia	1
Washington, Unknown	1
Venice, Unknown	1
Vernon, Unknown	1
Winder Garden, Orange	1
Windermere, Leon	1
Windermere, Osceola	1
Windermere, Seminole	1
Winter Garden, Broward	1
Wells, Polk	1
Winter Garden, Pinellas	1
Tulsa, Orange	1
Sun City Center, Hardee	1
Tiffin, Highlands	1
Tallahassee, Duval	1
Tallahassee, Unknown	1
Tampa, Palm Beach	1
Tavares, Marion	1
Saint Cloud, Unknown	1
Saint Johns, Unknown	1
Sarasota, Flagler	1
Saxis, Lee	1
Schenectady, Polk	1
Sebring, Lee	1
Shelton, Manatee	1
Sodus, Charlotte	1
Spring Hill , Hernando	1
Spring Hill, Dade	1
Starke, Clay	1
Stone Mountain, Palm Beach	1
Macdill Air Force Base, Hillsborough	1
Los Angeles Ca, Unknown	1
Los Angeles, Hardee	1

# COVID-19: characteristics of 2,001,325 Florida resident cases

Data through Mar 26, 2021 verified as of Mar 27, 2021 at 09:25 AM

Data in this report are provisional and subject to change.

The table below includes the cities and counties of residence for cases in Florida residents based on the patient's ZIP Code. Note that city is not always received as part of the initial notification and may be missing while the case is being investigated.

City and county	Cases
Largo, Unknown	1
Littleton, Dade	1
Miami Beach, Broward	1
Middlesburg, Duval	1
Miami Lakes, Unknown	1
Miami, Hillsborough	1
Miami, Manatee	1
Margate, Dade	1
Marshall, Dade	1
Mary Esther, Unknown	1
Medford, Palm Beach	1
Harrison, Pinellas	1
Holly Ridge, Orange	1
Homeless, Polk	1
Homosassa, Hernando	1
Leesburg, Marion	1
Lehigh Acres, Dade	1
Lewisburg, Pasco	1
Lake City, Hamilton	1
La Grange, Dade	1
Jerusalem, St. Johns	1
East Hampton, Palm Beach	1
Cypress, Leon	1
Davenport, Orange	1
Deland, St. Lucie	1
Deltona, Orange	1
Fort Myers-, Lee	1
Fort Pierce, Unknown	1
Gainesville, Duval	1
Granada Hills, Broward	1
Guilford, Dade	1
Hailandale, Unknown	1
Fort Myers, Manatee	1
Foley, Escambia	1
Conway, Leon	1
Coventry, Broward	1
Clermont, Volusia	1
Clewiston, Glades	1
Bridgeport, Dade	1
Bronx, Palm Beach	1
Cartersville, Unknown	1
Altoona, Marion	1
Anaheim, Unknown	1
Argyle, Walton	1
Athens, Duval	1
Bogota, Orange	1
Bradenton, Dade	1
Bradenton, Osceola	1
Dona Vista, Lake	1
East Setauket, Palm Beach	1
El Dorado, Palm Beach	1
Fleming Island, Duval	1
Fellsmere, Brevard	1
Crestview, Broward	1
Clearwater, Leon	1
Charlotte, Alachua	1
Dalecity, Okaloosa	1
Daytona Beach, Orange	1
Deerfield Beach, Polk	1

# COVID-19: characteristics of 2,001,325 Florida resident cases

Data through Mar 26, 2021 verified as of Mar 27, 2021 at 09:25 AM

Data in this report are provisional and subject to change.

The table below includes the cities and counties of residence for cases in Florida residents based on the patient's ZIP Code. Note that city is not always received as part of the initial notification and may be missing while the case is being investigated.

City and county	Cases
Crystal River, Marion	1
Crystal River, Unknown	1
Canton, Duval	1
Cantonment, Santa Rosa	1
Cape Coral, Unknown	1
Brunswick, Polk	1
Bryceville, Duval	1
Bradenton, Lee	1
Boca Raton, Dade	1
Boca Raton, Madison	1
Bogota, Unknown	1
Bal Harbour, Broward	1
Atlanta, Walton	1
Attalla, Broward	1
Auburn, Palm Beach	1
Autaville, Broward	1
Apopka, Volusia	1
Alachua, Suwannee	1
Alafaya, Broward	1
Alafaya, Pinellas	1
Merrick, Palm Beach	1
Metter, Manatee	1
Lake Clarke Shores, Palm Beach	1
Lake Forest, Collier	1
Miami, Osceola	1
Miamiardens, Unknown	1
Miamksaohes, Dade	1
Jacksonville, Baker	1
Jacksonville, Marion	1
Irmo, Unknown	1
Key West, Palm Beach	1
Kilgore, Dade	1
Jupiter Inlet, Palm Beach	1
Jzx, Unknown	1
Land O Lakes, Unknown	1
Lawton, Okaloosa	1
Levittown, Palm Beach	1
Lima, Manatee	1
Lima, Volusia	1
Maccleddy, Dixie	1
Madison, Jefferson	1
Maitland, Collier	1
Florida City, Unknown	1
Fort Lauderdale, Collier	1
Fort Myers, Alachua	1
Gainesville, Levy	1
Glen Cove, Unknown	1
Glen Saint Mary, Duval	1
Golden Oak, Hillsborough	1
Golf, Palm Beach	1
Greensboro, Leon	1
Immokalee, Walton	1
Orlando, Walton	1
Oviedo, Lake	1
Orlando, St. Johns	1
Ocala, Duval	1
Plantation, Leon	1
Pensacola, Dade	1
Panoma City, Bay	1

# COVID-19: characteristics of 2,001,325 Florida resident cases

Data through Mar 26, 2021 verified as of Mar 27, 2021 at 09:25 AM

Data in this report are provisional and subject to change.

The table below includes the cities and counties of residence for cases in Florida residents based on the patient's ZIP Code. Note that city is not always received as part of the initial notification and may be missing while the case is being investigated.

City and county	Cases
Parrish, Sarasota	1
San Marcos, Unknown	1
Pooler, Broward	1
Rye, Palm Beach	1
Ridgewood, Lee	1
Roayl Palm Beach, Palm Beach	1
Roseville, Broward	1
Port St. Lucie, Unknown	1
Punta Gorda, Sarasota	1
Putnam, Putnam	1
Monument, Broward	1
Mokena, Lee	1
Miami Dade, Unknown	1
Nashville, Palm Beach	1
Myrtle Beach, Broward	1
Morrisville, Palm Beach	1
Okeechobi, Unknown	1
Orem, Dade	1
Orlando, Citrus	1
Orlando, Collier	1
Orlando, Hernando	1
North Brunswick, St. Lucie	1
North Grafton, Dade	1
North Lauderdale, Unknown	1
North Miami Beach, Broward	1
North Porte, Unknown	1
Notrealville, Polk	1
Surprise, Unknown	1
Syracuse, Unknown	1
St Cloud, Orange	1
St Helena Is, Dade	1
South Miami, Broward	1
Saint Petersburg, Bay	1
Twentynine Palms, Broward	1
Vernon, Walton	1
Venezuela, Unknown	1
Waukesha, Volusia	1
West Miami, Unknown	1
Whippany, Volusia	1
Wilmington, Charlotte	1
Windermere, Alachua	1
Winfield, Hillsborough	1
Winter Garden, Unknown	1
Winter Park, Brevard	1
Winter Park, Unknown	1
Xifamk, Dade	1
Denton, Broward	1
Destin, Bay	1
Clearwater, Hillsborough	1
Coal City, Pasco	1
Crescent City, Marion	1
Crestview, Unknown	1
Commerce Township, Manatee	1
Coral Gables , Dade	1
Crawfordville, Alachua	1
Fort Lauderdale, Lee	1
Eureka, Flagler	1
Evansville, Citrus	1
Fort Worth, Broward	1

# COVID-19: characteristics of 2,001,325 Florida resident cases

Data through Mar 26, 2021 verified as of Mar 27, 2021 at 09:25 AM

Data in this report are provisional and subject to change.

The table below includes the cities and counties of residence for cases in Florida residents based on the patient's ZIP Code. Note that city is not always received as part of the initial notification and may be missing while the case is being investigated.

City and county	Cases
Franklin, Orange	1
Frostproof, Highlands	1
Gainesville, Palm Beach	1
Gainesville, Santa Rosa	1
Brewster, Palm Beach	1
Brownsville, Escambia	1
Bonnie, St. Johns	1
Belleair Bluffs, Unknown	1
Celebration, Orange	1
Chicago, Broward	1
Choctaw Beach, Unknown	1
Austin, Dade	1
Apo, Collier	1
Big Torch Key, Monroe	1
Black, Holmes	1
Boca Raton, Lee	1
Bonifay, Unknown	1
8852 Teacher Ln, Pasco	1
Addison, Pasco	1
Apopka, Citrus	1
Apopka, Hillsborough	1
Arabi, Orange	1
Litchfield Park, Monroe	1
Littleton, St. Johns	1
Lake Worth, Unknown	1
Lake In The Hills, Broward	1
Gwynn Oak, Polk	1
Jupiter, Pinellas	1
Kansas City, Palm Beach	1
Indianapolis, Lee	1
Milford, Bay	1
Milford, Unknown	1
New Canaan, Dade	1
Na, Dade	1
Missing, Franklin	1
Mossy Head, Walton	1
Mattoon, Lee	1
Melbourne, Volusia	1
Los Angeles, Orange	1
Maitland, Palm Beach	1
Marianna, Leon	1
Marianna, Washington	1
Mary Esther, Hillsborough	1
Saint Charles, Orange	1
Roswell, Bay	1
Ruskin, Dade	1
Ruskin, Manatee	1
Scottsdale, Brevard	1
Scottsdale, Palm Beach	1
Saint Petersburg, Duval	1
Saint Petersburg, Manatee	1
Tampa, Duval	1
Tavares, Unknown	1
Temple, Palm Beach	1
St Peterburg, Orange	1
Stiamk, Dade	1
Summerdale, Escambia	1
Surfside Beach, Orange	1
Sun City Center, Lee	1

# COVID-19: characteristics of 2,001,325 Florida resident cases

Data through Mar 26, 2021 verified as of Mar 27, 2021 at 09:25 AM

Data in this report are provisional and subject to change.

The table below includes the cities and counties of residence for cases in Florida residents based on the patient's ZIP Code. Note that city is not always received as part of the initial notification and may be missing while the case is being investigated.

City and county	Cases
Port Saint Lucie, Marion	1
Port St Luice, Unknown	1
Plymouth, Pasco	1
Pensacola Naval Hospital, Escambia	1
Pass-A-Grille, Pinellas	1
Oviedo, Orange	1
Pace, Escambia	1
Painted Post, Pasco	1
Palatka, Marion	1
Newaygo, Charlotte	1
North Port, Charlotte	1
Okeechobee, Unknown	1
Winter Springs, Polk	1
Youngstown, Washington	1
Winnetka, Dade	1
Winter Garden, Osceola	1
Winter Haven, Osceola	1
Winter Park, Duval	1
Winter Park, Palm Beach	1
Weston, Unknown	1
Wildwood, Lee	1
Willington, Lee	1
Wabasha, Clay	1
West Hollywood, Broward	1
Wakefield, Broward	1
Waverly, Duval	1
Unknown, Duval	1
Upland, Manatee	1
Valrico, Polk	1
Crossings, Unknown	1
Davenport, Lake	1
Davie, Unknown	1
Dayton, Orange	1
Dearborn Heights, Hillsborough	1
Edgewood, Broward	1
Elkton, Putnam	1
Chesterfield, Broward	1
Carteret, Polk	1
Cincinnati, Dade	1
Connellsville, Highlands	1
Armstrong, St. Johns	1
Atl, Brevard	1
Alva, Escambia	1
Andalusia, Escambia	1
Arcadia, Highlands	1
Baker, Santa Rosa	1
Belleville, Palm Beach	1
Belmont, Santa Rosa	1
Blountstown, Broward	1
Bronson, Alachua	1
Brooker, Alachua	1
Bradenton, Clay	1
Brandon, Pinellas	1
Bonita, Lee	1
Bowie, Dade	1
Bocaraten, Palm Beach	1
Middletown, Osceola	1
Missing, Gilchrist	1
Monroe, Hillsborough	1

# COVID-19: characteristics of 2,001,325 Florida resident cases

Data through Mar 26, 2021 verified as of Mar 27, 2021 at 09:25 AM

Data in this report are provisional and subject to change.

The table below includes the cities and counties of residence for cases in Florida residents based on the patient's ZIP Code. Note that city is not always received as part of the initial notification and may be missing while the case is being investigated.

City and county	Cases
Nantucket, Palm Beach	1
New Vernon, Palm Beach	1
Mayaguez, Dade	1
Maccleddy, Duval	1
Mantua, Broward	1
Longwood, Broward	1
Lucedale, St. Lucie	1
Kure Beach, Monroe	1
Lakeland, Palm Beach	1
Hudson, Pinellas	1
Hoosick Falls, Broward	1
Indian Rock Beach, Palm Beach	1
Interlachen, Duval	1
Kechi, Orange	1
Fort Myers, Broward	1
Floral, Okaloosa	1
Forestville, Volusia	1
Gibson, Unknown	1
Gainesville, Okaloosa	1
Gainesville, Unknown	1
Greenbrier, Bay	1
Groveland, Orange	1
Hialeahgardens, Dade	1
Hiram, Leon	1
Westlake Village, Unknown	1
White Plains, Broward	1
Whites Creek, Leon	1
Windermere, Volusia	1
Wtixrat, Dade	1
Watersound, Bay	1
Unk, Duval	1
Ventura, Orange	1
University Of Central Florida, Lee	1
Trenton, Dixie	1
Unknown, Unknown	1
Toms River, Lee	1
Tourist, Dade	1
Seffener, Hillsborough	1
Seminole, Lee	1
Saint Petersburg, Charlotte	1
Puerto Rico, Unknown	1
Punta Gorda, Unknown	1
Randolph, Orange	1
Rivera Beach, Palm Beach	1
Saint Augustine, Flagler	1
Sunrise, Dade	1
Tallahassee, Madison	1
Stratford, Broward	1
Pembroke Pines, Orange	1
Pensacola, Sumter	1
Paducah, Manatee	1
Palm Coast, Unknown	1
Perth Amboy, Hillsborough	1
Port Orange, Brevard	1
Powell, Lee	1
Newberry, Levy	1
North Lauderdale, Unknown	1
Ocala, Citrus	1
Ocoee, Unknown	1



# COVID-19: characteristics of 2,001,325 Florida resident cases

Data through Mar 26, 2021 verified as of Mar 27, 2021 at 09:25 AM

Data in this report are provisional and subject to change.

The table below includes the cities and counties of residence for cases in Florida residents based on the patient's ZIP Code. Note that city is not always received as part of the initial notification and may be missing while the case is being investigated.

City and county	Cases
Odessa, Dade	1
Oldsra, Manatee	1
Orlando, Jackson	1
Orlando, Lee	1
Syracuse, Polk	1
Tallahassee, Dade	1
Tamarac, Dade	1
Tampa, Unknown	1
Tavares, Orange	1
Tequesta, Martin	1
Topsham, Manatee	1
Town Of Nocatee, St. Johns	1
Troy, Manatee	1
Unkn, Duval	1
Waipahu, Santa Rosa	1
Ward, Polk	1
Wellborn, Columbia	1
Sunbright, Palm Beach	1
Winter Garden, Duval	1
Woodbine, Nassau	1
West Apm Beach, Palm Beach	1
West Yarmouth, St. Lucie	1
Venetian Islands, Dade	1
Yulee, St. Johns	1
Zephyrhills, Hillsborough	1
Prattville, Hillsborough	1
Prestonsburg, Bay	1
Quincy, Jackson	1
Rapid City, Broward	1
Russellville, Bay	1
Sagamore Beach, Charlotte	1
Saint Augustine, Broward	1
Saint Cloud, Palm Beach	1
Petersburg, Manatee	1
Piasa, Putnam	1
Rileyville, Flagler	1
Saint Joseph, Volusia	1
San Antonio, Orange	1
Sanford, Unknown	1
Seminole, Leon	1
Suitland, Volusia	1
Shalimar, Unknown	1
Shirley, Flagler	1
Oldsmar, Hillsborough	1
Olean, Alachua	1
North Palm Beach, Orange	1
Northport, Sarasota	1
Oakland, Lee	1
Missing, Levy	1
Myakka City, Sarasota	1
New Middletown, Hillsborough	1
New Port Richey, Pinellas	1
New Port Richey, Unknown	1
Newberry, Marion	1
Newtown, Lake	1
Orlo Vista, Orange	1
Other, Dade	1
Palm Beach Gardens, Unknown	1
Palmetto Bay, Palm Beach	1

# COVID-19: characteristics of 2,001,325 Florida resident cases

Data through Mar 26, 2021 verified as of Mar 27, 2021 at 09:25 AM

Data in this report are provisional and subject to change.

The table below includes the cities and counties of residence for cases in Florida residents based on the patient's ZIP Code. Note that city is not always received as part of the initial notification and may be missing while the case is being investigated.

City and county	Cases
Palmetto, Pasco	1
Parma, Manatee	1
Pass-A-Grille Beach, Pinellas	1
Matawan, Palm Beach	1
Mckinney, Broward	1
Miamc, Dade	1
Milford, Lee	1
Missing, Okeechobee	1
Monroe Township, Palm Beach	1
Monroe, Lee	1
Moore Haven, Okeechobee	1
Morrisville, Unknown	1
Lake Butler, Alachua	1
Kingsland, Nassau	1
Knoxville, Bay	1
Ldhl, Broward	1
Las Vegas, Palm Beach	1
Longwood, Volusia	1
Lincoln, St. Lucie	1
Little Neck, Lee	1
Jupiter, St. Lucie	1
Kenilworth, Leon	1
Key West, Duval	1
Keys West, Unknown	1
Jacksonville, Orange	1
Jefferson, Dade	1
Jonesboro, Leon	1
Intrcsion Cty, Osceola	1
Inverness, Marion	1
Inwood, Broward	1
Irvine, Marion	1
Istachatta, Hernando	1
Homeless, Monroe	1
Homeless, Pinellas	1
Howell, Dade	1
Hudson, Hernando	1
Hoclywsod, Dade	1
Holiday, Pinellas	1
Hernando, Marion	1
Hialeah, Collier	1
Indian Rocks Beach, Duval	1
Indiantown, Palm Beach	1
Inglewood, Sarasota	1
Dallas, Hernando	1
Dearborn, Broward	1
Deer Park, Dade	1
Carmel, Orange	1
Cedar Springs, Hernando	1
Caracas, Dade	1
Coconut Ck, Unknown	1
Chicago, Unknown	1
Brooklyn, Dade	1
Brooklyn, Lee	1
Bonnie, Broward	1
Boston, Broward	1
Bel Air, Collier	1
Apopka, Clay	1
Asheville, Highlands	1
Astoria, Broward	1

# COVID-19: characteristics of 2,001,325 Florida resident cases

Data through Mar 26, 2021 verified as of Mar 27, 2021 at 09:25 AM

Data in this report are provisional and subject to change.

The table below includes the cities and counties of residence for cases in Florida residents based on the patient's ZIP Code. Note that city is not always received as part of the initial notification and may be missing while the case is being investigated.

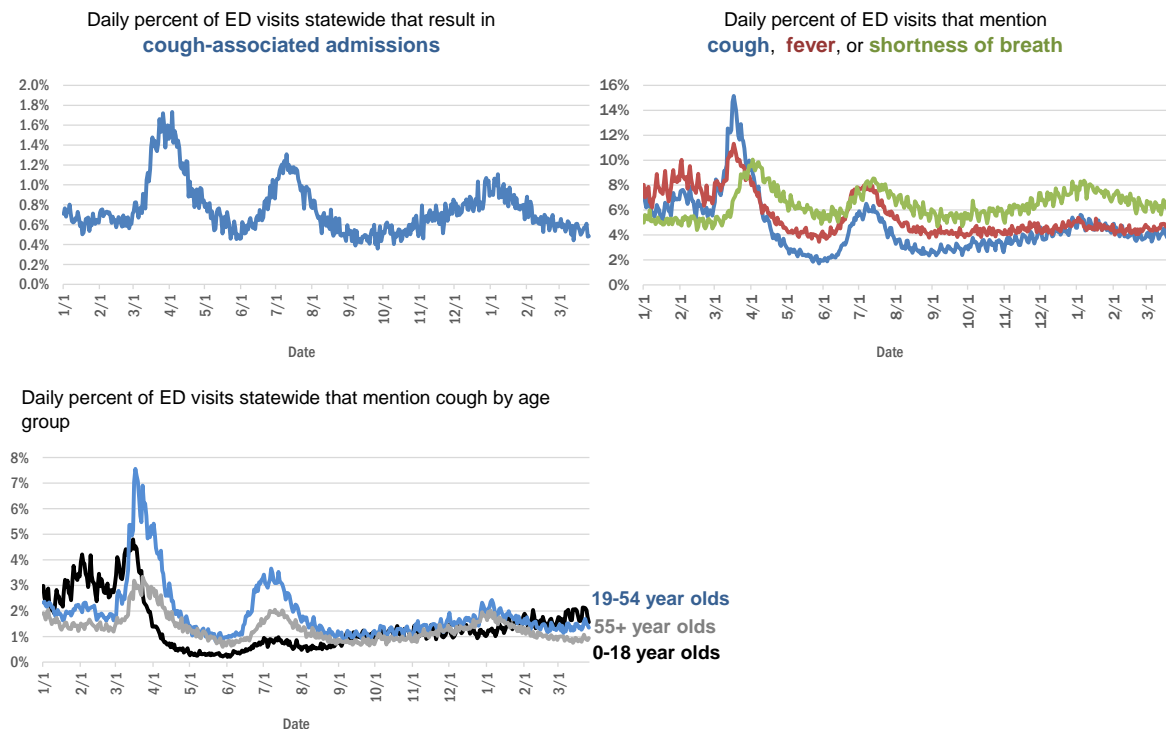
City and county	Cases
Atmore, Escambia	1
Bartow, Hardee	1
O, Manatee	1
Acworth, Okaloosa	1
Alachua, Duval	1
Alpharetta, Broward	1
Downingtown, Broward	1
Downingtown, Hillsborough	1
Dpo, Santa Rosa	1
Dunedin, Unknown	1
Deerfield, Dade	1
Deland, Seminole	1
Dayton, Lake	1
Daytona Beach, Pinellas	1
Erie, Monroe	1
East Palatka, Hillsborough	1
Eastpoint, Leon	1
Deltona, Seminole	1
Fort Lauderdale, Leon	1
Fort Myers, Sarasota	1
Fort Pierce, Palm Beach	1
Fort White, Clay	1
Garden City, Alachua	1
Gaylord, Orange	1
Gotcha, Orange	1
Greensburg, Palm Beach	1
Haines City, Osceola	1
Hallandale, Unknown	1
Helen, Bay	1
<b>Total</b>	<b>2,001,325</b>

# COVID-19: additional surveillance information

Data through Mar 26, 2021 verified as of Mar 27, 2021 at 09:25 AM

Data in this report are provisional and subject to change.

## Statewide emergency department (ED) chief complaint and admission data



The Electronic Surveillance System for the Early Notification of Community-Based Epidemics (ESSENCE-FL) includes chief complaint data from 211 of 211 Florida EDs. Data are transmitted electronically to ESSENCE-FL daily or hourly.

# COVID-19: testing by laboratory

Data through Mar 26, 2021 verified as of Mar 27, 2021 at 09:25 AM

Data in this report are provisional and subject to change.

The numbers in the table below represent the number of Florida and non-Florida residents for whom test results were received by the Department of Health. A person can be tested by more than one laboratory and can have both positive and negative results. **Therefore, the sum of the numbers in each column will be larger than the total number of people tested.**

Reporting lab	Inconclusive	Negative	Positive	Percent positive	Total
CURATIVE LABS	15,007	1,615,338	246,597	13%	1,876,942
LABORATORY CORPORATION OF AMERICA	2,564	1,628,199	221,430	12%	1,852,193
QUEST DIAGNOSTICS	11,901	1,377,330	202,345	13%	1,591,576
BIO REFERENCE LABORATORIES, INC	7,567	942,414	181,031	16%	1,131,012
HELIX	9,109	663,584	115,639	15%	788,332
REALTOX LABS LLC	6,570	601,728	98,821	14%	707,119
NOMI_HEALTH	2,980	469,180	64,502	12%	536,662
RCA LABORATORY SERVICES, LLC/GENETWORX		425,368	45,988	10%	471,356
GENETWORX	661	390,596	32,980	8%	424,237
CDR MAGUIRE - HEALTH CARE CENTER		338,623	51,554	13%	390,177
PALM BEACH BALLPARK		258,370	26,590	9%	284,960
PWNHEALTH	1,676	231,868	30,788	12%	264,332
IMPACT HEALTH BIOMETRIC TESTING, INC	1,042	223,240	26,534	11%	250,816
EAST FLORIDA STATE COLLEGE - BREVARD		212,885	26,986	11%	239,871
BPHL-JACKSONVILLE	18	189,934	32,753	15%	222,705
NOMI HEALTH LAB SERVICES		172,673	19,934	10%	192,607
ADVENTHEALTH LAB	99	168,870	21,632	11%	190,601
FULGENT DIAGNOSTICS LABORATORY	3,506	160,798	18,087	10%	182,391
MAKO GENOMICS	7,877	141,485	25,865	15%	175,227
BPHL-MIAMI	225	148,385	24,751	14%	173,361
CB SMITH PARK		150,114	18,792	11%	168,906
MAYO CLINIC LABORATORIES	337	140,024	17,547	11%	157,908
ELABNETWORK	1,059	138,600	11,856	8%	151,515
BAYCARE LABORATORIES LLC	607	136,131	11,732	8%	148,470
MEMORIAL REGIONAL HOSPITAL SOUTH	28	117,514	23,865	17%	141,407
ASCENSION SACRED HEART HOSPITAL - PENSACOLA	2	116,296	17,963	13%	134,261
ORLANDO HEALTH SYSTEM	683	120,742	12,330	9%	133,755
NORTHWEST LABORATORY	247	121,086	6,476	5%	127,809
BIOCOLLECTIONS WORLDWIDE, INC	738	111,935	13,575	11%	126,248
AEGIS SCIENCES CORPORATION	1,048	106,931	17,592	14%	125,571
ADVENT HEALTH LAB	112	101,258	13,955	12%	115,325
MEDICAL DIAGNOSTIC LABORATORIES	976	98,594	14,220	12%	113,790
AKESOGEN		94,686	18,257	16%	112,943
TESTING MATTERS INC	818	94,301	16,711	15%	111,830
BPHL-TAMPA (SPECTRUM BLVD)	45	91,338	16,816	16%	108,199
UF HEALTH MEDICAL LAB	33	98,632	9,279	9%	107,944
TAMPA GENERAL HOSPITAL	4	94,171	9,003	9%	103,178
DIATHERIX LABORATORIES (VRL EUROFINs)	1	85,580	12,666	13%	98,247
KORVALABS, INC	1,285	91,600	4,706	5%	97,591
BAPTIST HEALTH SOUTH FLORIDA	367	80,157	12,188	13%	92,712
SUNPATH MEDICAL DIAGNOSTICS LABORATORY	830	78,536	12,098	13%	91,464
ASCENSION ST VINCENT'S - RIVERSIDE	1	72,636	10,164	12%	82,801
SOUTH MIAMI HOSPITAL LAB	446	66,801	9,507	12%	76,754
JACKSON MEMORIAL HOSPITAL CLINICAL LAB	79	64,731	11,642	15%	76,452
LAKELAND REGIONAL MEDICAL CENTER	129	67,519	8,804	12%	76,452
UF HEALTH SHANDS HOSPITAL	495	62,546	4,551	7%	67,592

# COVID-19: testing by laboratory

Data through Mar 26, 2021 verified as of Mar 27, 2021 at 09:25 AM

Data in this report are provisional and subject to change.

The numbers in the table below represent the number of Florida and non-Florida residents for whom test results were received by the Department of Health. A person can be tested by more than one laboratory and can have both positive and negative results. **Therefore, the sum of the numbers in each column will be larger than the total number of people tested.**

Reporting lab	Inconclusive	Negative	Positive	Percent positive	Total
INGENIOUS PERSONALIZED MEDICINE	212	55,183	11,145	17%	66,540
AMERICAN HEALTH ASSOCIATES	9	61,136	5,220	8%	66,365
AIT LABORATORIES		53,546	6,549	11%	60,095
APPLIED INGENUITY DIAGNOSTICS LLC		54,944	2,541	4%	57,485
BAPTIST HEALTH - JACKSONVILLE	4	50,407	4,006	7%	54,417
ARUP LABORATORIES	16	50,091	2,925	6%	53,032
GENESIS REFERENCE LABORATORIES		47,745	5,206	10%	52,951
MINUTECLINIC LLC		44,818	7,597	14%	52,415
TALLAHASSEE MEMORIAL HOSPITAL	240	44,921	5,524	11%	50,685
SARASOTA MEMORIAL HOSPITAL MAIN LAB	12	44,579	3,814	8%	48,405
ADVENTIST HEALTH SYSTEMS SUNBELT INC DBA		42,933	5,195	11%	48,128
BROWARD GENERAL MEDICAL CENTER-CLINICAL LAB	2	42,183	4,606	10%	46,791
VIRACOR EUROFINIS		35,826	9,842	22%	45,668
NICKLAUS CHILDREN'S HOSPITAL	71	40,218	5,273	12%	45,562
FLORIDA HOSPITAL - TAMPA	37	41,473	3,377	8%	44,887
MILLENNIUM PHYSICIAN GROUP	17	35,583	6,892	16%	42,492
DWIC OF TAMPA BAY INC		37,033	4,669	11%	41,702
LEE HEALTH - CAPE CORAL HOSPITAL	3	35,050	5,694	14%	40,747
UNIVERSITY OF MIAMI HOSPITAL	141	36,845	3,734	9%	40,720
MEDFAST URGENT CARE CENTERS, LLC	20	34,160	5,122	13%	39,302
UF HEALTH JACKSONVILLE	54	34,934	4,047	10%	39,035
ECCO LAB GROUP CO	529	32,504	4,664	12%	37,697
ORANGE COUNTY CONVENTION CENTER		33,330	3,703	10%	37,033
MIAMI DADE COUNTY		32,091	3,527	10%	35,618
WALGREENS	35	29,721	5,488	16%	35,244
NORTH FLORIDA REGIONAL MEDICAL CENTER		30,171	3,496	10%	33,667
MOUNT SINAI MEDICAL CENTER	11	30,376	3,242	10%	33,629
INTEGRATED REGIONAL LABORATORIES LLP	10	29,327	4,231	13%	33,568
ST JOSEPHS HOSPITAL LABORATORY	23	28,822	3,656	11%	32,501
BRANDON REGIONAL HOSPITAL		28,754	3,724	11%	32,478
JUPITER MEDICAL CENTER LAB	82	28,702	2,795	9%	31,579
STS LAB 2 LLC	6	29,794	1,575	5%	31,375
GENESIS MEDICAL LABORATORY	423	25,476	4,607	15%	30,506
NIGHT LITE PEDIATRIC CENTER LLC		27,009	2,909	10%	29,918
JFK MEDICAL CENTER LAB	1	26,055	3,333	11%	29,389
PALMETTO GENERAL HOSPITAL LAB	3	24,131	4,765	16%	28,899
WATSON CLINIC LLP		22,988	5,290	19%	28,278
HOLY CROSS HOSPITAL CLINICAL LAB	1	25,744	2,422	9%	28,167
AMELIA EARHART		24,363	3,736	13%	28,099
MALABAR MEDICAL WALK IN CLINIC	1	22,048	4,501	17%	26,550
AVENTUS BIO LABS	16	23,040	3,290	12%	26,346
HEALTHLINK DIAGNOSTIC LABORATORIES	293	23,354	2,395	9%	26,042
INFINITY BIOLOGIX LLC (GINKO BIOWORKS)	100	24,510	1,137	4%	25,747
ACCESS DX LABORATORY	224	22,620	2,097	8%	24,941

# COVID-19: testing by laboratory

Data through Mar 26, 2021 verified as of Mar 27, 2021 at 09:25 AM

Data in this report are provisional and subject to change.

The numbers in the table below represent the number of Florida and non-Florida residents for whom test results were received by the Department of Health. A person can be tested by more than one laboratory and can have both positive and negative results. **Therefore, the sum of the numbers in each column will be larger than the total number of people tested.**

Reporting lab	Inconclusive	Negative	Positive	Percent positive	Total
MORTON PLANT HOSPITAL-ADLER INSTITUTE	26	21,319	2,567	11%	23,912
PANCARE OF FLORIDA INC		20,695	2,505	11%	23,200
LAB DIAGNOSTICS LLC	393	17,199	5,340	23%	22,932
CLEVELAND CLINIC HOSPITAL LAB	4	20,278	2,396	11%	22,678
DRS CLACK SPENCER WHITE & MCCORMACK PA D/B/A		20,562	2,052	9%	22,614
CLEVELAND CLINIC TRADITION HOSPITAL		20,963	1,561	7%	22,524
STATLAB_MOBILE	1	20,370	2,057	9%	22,428
SAINT MARY'S MEDICAL CENTER	25	20,085	2,273	10%	22,383
UNITED CLINICAL LABORATORY LLC	3	19,334	2,536	12%	21,873
NAPLES COMMUNITY HOSPITAL	72	19,712	2,042	9%	21,826
PATIENTS FIRST LAKE ELLA MEDICAL CENTER PA		17,814	3,277	16%	21,091
ADVENT HEALTH - DAYTONA BEACH	32	18,890	1,711	8%	20,633
BAYFRONT HEALTH - ST PETERSBURG	17	18,030	2,483	12%	20,530
EXACT SCIENCES LABORATORIES		18,177	2,307	11%	20,484
OSCEOLA REGIONAL MEDICAL CENTER	1	17,059	2,370	12%	19,430
LEESBURG REGIONAL MEDICAL CENTER		16,724	2,283	12%	19,007
HOMESTEAD HOSPITAL CLINICAL LABORATORY	27	15,446	3,279	17%	18,752
CLARITY LAB SOLUTIONS	97	16,250	1,954	11%	18,301
MEMORIAL HOSPITAL JACKSONVILLE	8	15,464	2,773	15%	18,245
NORTHWEST MEDICAL CENTER	1	15,727	2,183	12%	17,911
MIAMI BEACH CONVENTION CENTER		16,648	1,084	6%	17,732
HEALTH CENTER AT SINAI RESIDENCES		16,930	506	3%	17,436
ORANGE PARK MEDICAL CENTER	9	14,670	2,684	15%	17,363
INDIAN RIVER PATHOLOGY LLC		15,924	1,279	7%	17,203
BIOCERNA LABS	461	14,582	2,112	12%	17,155
BETHESDA HOSPITAL EAST		15,381	1,543	9%	16,924
OAK HILL HOSPITAL		14,948	1,846	11%	16,794
DELRAY MEDICAL CENTER LAB	3	15,042	1,691	10%	16,736
ACCESS MEDICAL LABORATORIES	4	8,615	8,092	48%	16,711
VISTA CLINICAL DIAGNOSTICS	489	14,342	1,818	11%	16,649
LAWNWOOD REGIONAL MEDICAL CENTER	1	14,158	2,248	14%	16,407
WELLINGTON REGIONAL MED CTR LAB	6	14,468	1,797	11%	16,271
MEMORIAL REGIONAL HOSPITAL CLINICAL LABORATORY	10	15,209	1,020	6%	16,239
WEST KENDALL BAPTIST HOSPITAL	13	13,157	3,007	19%	16,177
FULGENT DIAGNOSTICS	171	14,851	987	6%	16,009
THE HEALTHCARE DISTRICT OF PALM BEACH COUNTY	51	13,766	1,967	12%	15,784
BAPTIST HEALTH - SOUTH		14,538	1,223	8%	15,761
LARGO MEDICAL CENTER		13,819	1,658	11%	15,477
ADVENTHEALTH CENTRA CARE LAKE BUENA VISTA		13,644	1,785	12%	15,429
WINTER HAVEN HOSPITAL CLINICAL LABORATORY	4	13,068	2,316	15%	15,388
BAPTIST HEALTHCARE - BAPTIST HOSPITAL	5	12,057	3,201	21%	15,263
UHEALTH CORAL GABLES/LENNAR MED CTR	43	14,063	967	6%	15,073
LEE HEALTH - LEE MEMORIAL HOSPITAL		11,425	3,633	24%	15,058
MOLECULAR INFECTIOUS DISEASES	531	13,898	537	4%	14,966

# COVID-19: testing by laboratory

Data through Mar 26, 2021 verified as of Mar 27, 2021 at 09:25 AM

Data in this report are provisional and subject to change.

The numbers in the table below represent the number of Florida and non-Florida residents for whom test results were received by the Department of Health. A person can be tested by more than one laboratory and can have both positive and negative results. **Therefore, the sum of the numbers in each column will be larger than the total number of people tested.**

Reporting lab	Inconclusive	Negative	Positive	Percent positive	Total
PRIVA PATH LABS	78	13,857	951	6%	14,886
NEMOURS CHILDRENS HOSPITAL	1	13,878	837	6%	14,716
MEDRITE MEDICAL CARE, PC	6,839	7,176	686	5%	14,701
WEST FLORIDA HOSPITAL LAB	1	11,629	3,045	21%	14,675
NONA SCIENTIFIC	5	11,494	3,141	21%	14,640
MEDICAL CENTER OF TRINITY CLINICAL LABORATORY	2	13,137	1,489	10%	14,628
CARDIOPATH	84	12,643	1,859	13%	14,586
PALMS WEST HOSPITAL LAB	2	12,601	1,974	14%	14,577
INDIAN RIVER MEDICAL CENTER LAB		13,669	852	6%	14,521
SYNERGY DIAGNOSTIC LABORATORY	98	12,453	1,643	12%	14,194
WESTSIDE REGIONAL MED CTR	2	12,049	2,068	15%	14,119
GOOD SAMARITAN MEDICAL CENTER LAB	2	12,301	1,796	13%	14,099
MERCY HOSPITAL A CAMPUS OF PLANTATION GEN HOSP LAB	1	11,844	2,132	15%	13,977
LABS ASAP LLC		12,530	1,287	9%	13,817
REGIONAL MEDICAL CENTER BAYONET POINT	2	12,566	1,068	8%	13,636
THE VILLAGES REGIONAL HOSPITAL		12,141	1,374	10%	13,515
GULF COAST MEDICAL CENTER MICROLAB		10,568	2,831	21%	13,399
NATIONWIDE LABORATORY SERVICES INC	458	11,317	1,566	12%	13,341
AVENTURA HOSPITAL LAB		10,492	2,413	19%	12,905
CORAL GABLES HOSPITAL CLINICAL LABORATORY		10,931	1,958	15%	12,889
ST ANTHONY'S HOSPITAL LAB	30	11,233	1,563	12%	12,826
CAPITAL REGIONAL MEDICAL CTR		10,300	2,394	19%	12,694
BLAKE MEDICAL CENTER		11,065	1,517	12%	12,582
BAPTIST HEALTH SOUTH FLORIDA - WEST KENDALL URGENT CARE		10,531	2,045	16%	12,576
HALIFAX MEDICAL CENTER LAB	38	10,681	1,826	15%	12,545
WEST BOCA MEDICAL CENTER LAB		11,592	923	7%	12,515
MANATEE MEMORIAL HOSPITAL		11,254	1,048	9%	12,302
PRECISION HEALTH RESOURCES LLC		11,485	771	6%	12,256
LEE HEALTH - HEALTH PARK MEDICAL CENTER		10,326	1,929	16%	12,255
GENOVA DIAGNOSTICS LABORATORY	66	11,027	1,080	9%	12,173
LAKE CITY HM		11,147	988	8%	12,135
FLORIDA LABORATORY ANALYSIS		10,590	1,496	12%	12,086
BINAXNOW	9	9,178	2,871	24%	12,058
PALM BEACH GARDENS MEDICAL CTR LAB		10,878	1,175	10%	12,053
ST JOSEPHS HOSPITAL	18	10,337	1,672	14%	12,027
PWN HEALTH	17	9,864	2,074	17%	11,955
FLORIDA HOSPITAL WATERMAN LABORATORY	70	10,997	862	7%	11,929
PATHNOSTICS	41	9,421	2,406	20%	11,868
ST MARKS HOSPITAL LABORATORY B	78	10,627	1,002	9%	11,707
LARKIN COMMUNITY HOSPITAL	10	10,122	1,514	13%	11,646
FLORIDA HOSPITAL HEARTLAND MED CTR CLINICAL LAB	33	10,048	1,451	13%	11,532
COAST DIAGNOSTICS LLC	45	10,212	1,241	11%	11,498
LAKE CITY MEDICAL CENTER		9,193	2,222	19%	11,415
PLANTATION GENERAL HOSPITAL		9,638	1,731	15%	11,369
MEASE COUNTRYSIDE LAB	14	9,916	1,239	11%	11,169
VIKOR SCIENTIFIC	49	9,291	1,820	16%	11,160



# COVID-19: testing by laboratory

Data through Mar 26, 2021 verified as of Mar 27, 2021 at 09:25 AM

Data in this report are provisional and subject to change.

The numbers in the table below represent the number of Florida and non-Florida residents for whom test results were received by the Department of Health. A person can be tested by more than one laboratory and can have both positive and negative results. **Therefore, the sum of the numbers in each column will be larger than the total number of people tested.**

Reporting lab	Inconclusive	Negative	Positive	Percent positive	Total
PHYSICIANS REGIONAL MEDICAL CENTER - PINE RIDGE RD	1	9,944	1,160	10%	11,105
EXPRESS GENE MOLECULAR DIAGNOSTICS LABORATORY		9,509	1,478	13%	10,987
FLORIDA MEDICAL CENTER - A CAMPUS OF NORTH SHORE	2	9,657	1,318	12%	10,977
ADVENT HEALTH - WESLEY CHAPEL	14	9,853	1,015	9%	10,882
CENTRAL FLORIDA REGIONAL HOSPITAL		9,646	1,124	10%	10,770
AMERICAN FAMILY CARE	1	6,312	4,437	41%	10,750
DOCTORS HOSPITAL	7	9,017	1,710	16%	10,734
CernerELR_Advent		9,347	1,353	13%	10,700
ADVENTHEALTH CENTRA CARE WATERFORD LAKES		8,876	1,705	16%	10,581
NORTHSIDE HOSPITAL AND HEART INSTITUTE		9,503	1,051	10%	10,554
LEON MEDICAL CENTERS LLC		8,298	2,154	21%	10,452
LARKIN COMMUNITY HOSPITAL INC DBA CARDIOTROPIC		6,819	3,620	35%	10,439
CORAL SPRINGS MED CTR		9,358	1,004	10%	10,362
SARKIS CLINICAL TRIALS	25	9,054	1,282	12%	10,361
NCF DIAGNOSTICS & DNA TECHNOLOGIES LAB	164	9,668	518	5%	10,350
JOHNS HOPKINS ALL CHILDREN'S HOSPITAL		9,626	668	6%	10,294
FLORIDA HOSPITAL DELAND	10	9,024	1,246	12%	10,280
LABSTAT LLC	12	9,569	455	5%	10,036
HEALTHQUEST ESOTERICS		8,466	1,494	15%	9,960
BAPTIST HEALTH SOUTH FLORIDA - COUNTRY WALK URGENT CARE		8,206	1,727	17%	9,933
SRQ DRIVE THROUGH		8,944	905	9%	9,849
AVECINA MEDICAL	4	6,204	3,610	37%	9,818
WEST PALM HOSPITAL LAB		9,027	760	8%	9,787
P4 CLINICAL, LLC	204	8,593	960	10%	9,757
AVECINA	20	9,006	704	7%	9,730
ADVENTHEALTH CENTRA CARE ST CLOUD	1	8,383	1,329	14%	9,713
PALM BEACH BALL PARK		8,607	1,026	11%	9,633
BOSTON HEART DIAGNOSTICS CORP		8,352	1,202	13%	9,554
MEDARBOR DIAGNOSTICS	1	8,378	1,136	12%	9,515
OCALA REGIONAL MEDICAL CENTER		8,244	1,212	13%	9,456
SYNERGY LABORATORIES	32	8,256	1,134	12%	9,422
BROWARD HEALTH NORTH CLINICAL LABORATORY		8,326	1,051	11%	9,377
NORTH SHORE MEDICAL CENTER		7,726	1,559	17%	9,285
FLORIDA HOSPITAL FLAGLER	29	8,339	859	9%	9,227
H LEE MOFFITT CANCER CENTER LABORATORY	2	8,876	240	3%	9,118
FLORIDA HOSPITAL ZEPHYRHILLS	10	8,098	1,007	11%	9,115
LEE HEALTH - GULF COAST MEDICAL CENTER	2	7,356	1,744	19%	9,102
FLORIDA HOSPITAL OF CARROLLWOOD	23	7,754	1,253	14%	9,030
CERNERELR_BAYCARE	43	8,320	616	7%	8,979
INFORM DIAGNOSTICS, INC		8,470	506	6%	8,976
SANTA ROSA MEDICAL CENTER	2	7,318	1,464	17%	8,784
GENE BY GENE, GENOMICS RESEARCH CENTER LAB	44	8,110	558	6%	8,712
BAPTIST HEALTH - BEACHES		7,984	653	8%	8,637
CLEVELAND CLINIC MARTIN SOUTH HOSPITAL	1	7,582	919	11%	8,502
SOUTH BAY HOSPITAL CLINICAL LAB	1	7,584	894	11%	8,479
BAPTIST HEALTH SOUTH FLORIDA - MIAMI LAKES URGENT CARE		6,673	1,796	21%	8,469

# COVID-19: testing by laboratory

Data through Mar 26, 2021 verified as of Mar 27, 2021 at 09:25 AM

Data in this report are provisional and subject to change.

The numbers in the table below represent the number of Florida and non-Florida residents for whom test results were received by the Department of Health. A person can be tested by more than one laboratory and can have both positive and negative results. **Therefore, the sum of the numbers in each column will be larger than the total number of people tested.**

Reporting lab	Inconclusive	Negative	Positive	Percent positive	Total
ANNE BATES LEACH EYE HOSPITAL/ ABLEH MICROBIOLOGY LABORATORY	9	8,264	118	1%	8,391
BAYCARE COMMUNITY HEALTH		8,160	195	2%	8,355
MEMORIAL HOSPITAL WEST LABORATORY SERVICES	14	7,581	756	9%	8,351
AVECINA MEDICAL OAKLEAF	3	6,977	1,330	16%	8,310
ADVENTHEALTH CENTRA CARE CLERMONT		7,176	1,121	14%	8,297
ADVENTHEALTH CENTRA CARE UNIVERSITY	1	7,340	936	11%	8,277
POINCIANA MEDICAL CENTER		6,514	1,759	21%	8,273
CLEVELAND CLINIC MARTIN NORTH HOSPITAL		7,293	915	11%	8,208
CERNERELR_BAPTISTMIAMI	31	7,313	862	11%	8,206
MEMORIAL HOSPITAL MICRO		7,607	540	7%	8,147
ADVENTHEALTH CENTRA CARE WINTER GARDEN	1	7,139	902	11%	8,042
ADVENTHEALTH CENTRA CARE WINTER PARK		7,220	816	10%	8,036
ISPM LABS, LLC DBA CAPSTONE DIAGNOSTICS, LLC		7,630	393	5%	8,023
WEST MARION COMMUNITY HOSPITAL LAB		6,687	1,320	16%	8,007
ST LUCIE MEDICAL CENTER		6,443	1,501	19%	7,944
NCH DOWNTOWN NAPLES HOSPITAL	15	7,201	665	8%	7,881
INDIAN RIVER MEDICAL CENTER		6,908	958	12%	7,866
FLORIDA HOSPITAL Ocala		6,815	954	12%	7,769
KD MEDICAL CHOICE LLC	5	7,005	728	9%	7,738
LAKEWOOD RANCH MEDICAL CENTER		7,117	603	8%	7,720
ADVENTHEALTH CENTRA CARE LAKELAND	1	6,671	1,006	13%	7,678
FLORIDA HOSPITAL FISH MEMORIAL	19	6,501	1,135	15%	7,655
MORTON PLANT-MEASE	5	6,869	725	10%	7,599
NCH NORTH NAPLES HOSPITAL LAB	15	6,733	830	11%	7,578
ARCPPOINT LABS OF FORT MYERS	4	6,652	910	12%	7,566
ATLANTIS URGENT CARE	12	5,792	1,651	22%	7,455
ADVENTHEALTH CENTRA CARE LEE ROAD		6,663	764	10%	7,427
BAPTIST HEALTH SOUTH FLORIDA - WESTCHESTER URGENT CARE		6,056	1,305	18%	7,361
ADVENTHEALTH CENTRA CARE DR PHILLIPS		6,578	689	9%	7,267
NCH NORTH NAPLES HOSPITAL	8	6,457	723	10%	7,188
ADVENTHEALTH CENTRA CARE HUNTERS CREEK	3	6,203	948	13%	7,154
HIALEAH HOSPITAL	4	5,574	1,563	22%	7,141
FAU		6,616	512	7%	7,128
BAYFRONT HEALTH - PORT CHARLOTTE		6,522	542	8%	7,064
ADVENTHEALTH CENTRA CARE SANFORD		6,192	825	12%	7,017
BAPTIST HEALTH SOUTH FLORIDA - DORAL URGENT CARE		5,624	1,363	20%	6,987
OVIEDO MEDICAL CENTER		6,201	704	10%	6,905
AVERO DIAGNOSTICS - IRVING	11	6,379	472	7%	6,862
ADVENTHEALTH CENTRA CARE LAKE MARY	2	5,974	882	13%	6,858
QDX PATHOLOGY SERVICES	2	6,450	399	6%	6,851
HOLIDAY CVS LLC		6,479	362	5%	6,841
LUMINUS DIAGNOSTICS		6,277	556	8%	6,833
ADVENTHEALTH CENTRA CARE MOUNT DORA		5,740	1,056	16%	6,796
BAPTIST HEALTH - NASSAU		6,435	356	5%	6,791
ADVENTHEALTH CENTRA CARE APOPKA	1	5,821	964	14%	6,786
MEDEXPRESS URGENT CARE	2	4,627	2,113	31%	6,742

# COVID-19: testing by laboratory

Data through Mar 26, 2021 verified as of Mar 27, 2021 at 09:25 AM

Data in this report are provisional and subject to change.

The numbers in the table below represent the number of Florida and non-Florida residents for whom test results were received by the Department of Health. A person can be tested by more than one laboratory and can have both positive and negative results. **Therefore, the sum of the numbers in each column will be larger than the total number of people tested.**

Reporting lab	Inconclusive	Negative	Positive	Percent positive	Total
LEE DAVIS COMMUNITY RESOURCE CENTER		5,846	888	13%	6,734
COMMUNITY HEALTH CENTERS OF PINELLAS INC		5,345	1,337	20%	6,682
ADVENTHEALTH CENTRA CARE KISSIMMEE		6,009	653	10%	6,662
UNKNOWN	3	3,484	3,171	48%	6,658
MEDEXPRESS URGENT CARE OF BOYNTON BEACH LLC		6,141	516	8%	6,657
IMPERIAL POINT MEDICAL CENTER		6,079	569	9%	6,648
VISTA CLINICAL	8	3,880	2,712	41%	6,600
ADVENTIST HEALTH SYSTEMS, SUNBELT INC		5,741	849	13%	6,590
ST PETERSBURG GENERAL HOSPITAL		5,517	968	15%	6,485
ST JOSEPHS NORTH HOSPITAL LAB	7	5,479	915	14%	6,401
SUNCOAST PATHOLOGY ASSOCIATES		5,852	548	9%	6,400
SOLARIS DIAGNOSTICS	10	5,798	579	9%	6,387
EGLIN AIR FORCE BASE	14	4,714	1,638	26%	6,366
EMERALD COAST URGENT CARE		4,891	1,463	23%	6,354
EMPIRE CITY LABORATORIES INC	79	5,369	875	14%	6,323
FORT WALTON BEACH MEDICAL CENTER		5,372	899	14%	6,271
ADVENTHEALTH CENTRA CARE ALTAMONTE		5,496	773	12%	6,269
LEE HEALTH CONVENIENT CARE - PAGE FIELD		5,550	711	11%	6,261
CLINICAL REFERENCE LABORATORY	2	5,929	310	5%	6,241
DYNIX DIAGNOSTIX		5,648	569	9%	6,217
MEDEXPRESS URGENT CARE HUDSON		5,322	833	14%	6,155
PARAMOUNT URGENT CARE	2	3,130	2,949	48%	6,081
FLORIDA HOSPITAL NORTH PINELLAS	11	5,521	488	8%	6,020
ACUTIS DIAGNOSTICS	25	4,946	1,048	17%	6,019
BAYFRONT HEALTH - VENICE REGIONAL MEDICAL	1	5,374	537	9%	5,912
NORTHWEST FLORIDA COMMUNITY HOSPITAL	44	4,429	1,431	24%	5,904
BAPTIST HEALTH SOUTH FLORIDA - PEMBROKE PINES URGENT CARE		4,912	991	17%	5,903
ADVENTHEALTH CENTRA CARE AZALEA PARK		5,073	825	14%	5,898
AHCC WESLEY CHAPEL		5,243	641	11%	5,884
MICROGEN DX	4	5,166	704	12%	5,874
ADVENTHEALTH EXPRESS CARE		4,842	1,030	18%	5,872
ADVENTHEALTH CENTRA CARE OVIEDO		4,937	828	14%	5,765
URGENT CARE OF THE PALM BEACHES		4,825	925	16%	5,750
ANGEL KIDS PEDIATRICS		5,420	316	6%	5,736
PRO CLINIC		4,563	1,076	19%	5,639
SOUTH FLORIDA BAPTIST HOSPITAL MICRO	4	4,690	930	17%	5,624
ADVENT HEALTH - HEART OF FLORIDA ER	1	4,867	751	13%	5,619
PUTNAM COMMUNITY MEDICAL CENTER		4,913	701	12%	5,614
DOCTORS URGENT CARE LLC	1	4,553	1,035	19%	5,589
MINUTECLINIC		4,779	799	14%	5,578
FLORIDA COMMUNITY HEALTH CENTER		4,417	1,117	20%	5,534
SUNRISE MEDICAL LABORATORIES	2	5,146	386	7%	5,534
COASTAL MED URGENT CARE		4,017	1,507	27%	5,524
MINUTECLINIC LLC #3703		4,494	980	18%	5,474
TROPICANA FIELD - LOT 2 □	19	4,935	491	9%	5,445
ADVENTHEALTH CENTRA CARE LONGWOOD		4,754	660	12%	5,414

# COVID-19: testing by laboratory

Data through Mar 26, 2021 verified as of Mar 27, 2021 at 09:25 AM

Data in this report are provisional and subject to change.

The numbers in the table below represent the number of Florida and non-Florida residents for whom test results were received by the Department of Health. A person can be tested by more than one laboratory and can have both positive and negative results. **Therefore, the sum of the numbers in each column will be larger than the total number of people tested.**

Reporting lab	Inconclusive	Negative	Positive	Percent positive	Total
MEDICAL DNA LABS LLC	3	4,891	472	9%	5,366
ADVENTHEALTH CENTRA CARE SOUTH ORANGE		4,586	753	14%	5,339
ADVENTHEALTH CENTRA CARE ORANGE LAKE		4,701	609	11%	5,310
MINUTECLINIC LLC		4,533	766	14%	5,299
FLORIDA FAMILY LABORATORY, INC DBA	43	4,816	427	8%	5,286
HEALTH FIRST ADVENTHEALTH CENTRA CARE - TITUSVILLE		4,481	804	15%	5,285
LABORATORY OF FLORIDA LLC	41	4,794	422	8%	5,257
MARTIN HOSPITAL SOUTH LAB		4,966	290	6%	5,256
ESCAMBIA COMMUNITY CLINICS INC	8	3,965	1,274	24%	5,247
BAPTIST HEALTH SOUTH FLORIDA - CORAL SPRINGS URGENT CARE		4,493	743	14%	5,236
UNIVERSITY HOSPITAL AND MEDICAL CENTER		3,992	1,236	24%	5,228
ADVENTHEALTH CENTRA CARE PORT ORANGE		4,385	827	16%	5,212
DOCTORS URGENT CARE OF LUTZ LLC	1	4,180	1,004	19%	5,185
MEDEXPRESS URGENT CARE - ROYAL PALM BEACH		4,617	544	11%	5,161
URGENT CARE CURE	2	4,436	723	14%	5,161
MINUTECLINIC LLC #1067		4,470	688	13%	5,158
BAPTIST HEALTH - NORTH		4,063	1,084	21%	5,147
PALMS OF PASADENA HOSPITAL		4,561	546	11%	5,107
ADVENTHEALTH CENTRA CARE SAND LAKE		4,569	534	10%	5,103
TRINITY SPRINGS		4,372	729	14%	5,101
MEDEXPRESS URGENT CARE - ESTERO		4,581	518	10%	5,099
MEDCOMP SCIENCES LLC	116	3,019	1,959	38%	5,094
ADVENTHEALTH CENTRA CARE LEESBURG		4,104	915	18%	5,019
MINUTECLINIC LLC #8396		4,267	732	15%	4,999
MEDEXPRESS URGENT CARE - GOLDEN GATE		4,431	567	11%	4,998
THE CENTER FOR URGENT CARE	3	4,174	819	16%	4,996
BAPTIST HEALTH SOUTH FLORIDA - KENDALE LAKES URGENT CARE		4,021	964	19%	4,985
WESTCHESTER HOSPITAL	23	4,045	914	18%	4,982
BAPTIST HEALTH SOUTH FLORIDA - TAMiami TRAIL URGENT CARE		4,015	959	19%	4,974
DOCTORS HOSPITAL OF SARASOTA CLINICAL LABORATORY		4,339	627	13%	4,966
HEALTH FIRST ADVENTHEALTH CENTRA CARE GATEWAY	1	4,453	498	10%	4,952
MEDEXPRESS URGENT CARE PALM BEACH GARDENS		4,472	432	9%	4,904
TALLAHASSEE PRIMARY CARE ASSOCIATES		4,301	590	12%	4,891
PEDIATRIC HEALTH CARE ALLIANCE PA		4,429	402	8%	4,831
RAULERSON HOSPITAL		3,999	805	17%	4,804
HOLMES REG MED CENTER CLINICAL LAB		4,150	576	12%	4,726
BAPTIST HEALTH SOUTH FLORIDA - CORAL GABLES (UNIVERSITY) URGENT CARE		4,077	649	14%	4,726
BAPTIST HEALTH SOUTH FLORIDA - PINECREST URGENT CARE		4,039	652	14%	4,691
SPORTS DRUG TESTING LABORATORY	78	4,465	135	3%	4,678
PARAMOUNT URGENT CARE - WINDERMERE	2	3,092	1,582	34%	4,676
BAPTIST HEALTH SOUTH FLORIDA - CORAL GABLES URGENT CARE		3,874	782	17%	4,656
WELLINGTON REGIONAL MEDICAL CENTER		4,285	369	8%	4,654
ALTRU DIAGNOSTICS INC	2	4,452	169	4%	4,623
NIGHT LITE PEDIATRICS	4	3,343	1,256	27%	4,603
PREMIER MEDICAL	2	4,492	94	2%	4,588
MEASE DUNEDIN HOSPITAL	5	4,072	471	10%	4,548

# COVID-19: testing by laboratory

Data through Mar 26, 2021 verified as of Mar 27, 2021 at 09:25 AM

Data in this report are provisional and subject to change.

The numbers in the table below represent the number of Florida and non-Florida residents for whom test results were received by the Department of Health. A person can be tested by more than one laboratory and can have both positive and negative results. **Therefore, the sum of the numbers in each column will be larger than the total number of people tested.**

Reporting lab	Inconclusive	Negative	Positive	Percent positive	Total
MEDEXPRESS URGENT CARE - LAKE LAND		3,998	541	12%	4,539
BAYFRONT HEALTH - SEVEN RIVERS		4,130	390	9%	4,520
BAPTIST HEALTH SOUTH FLORIDA - PALMETTO BAY URGENT CARE		3,795	717	16%	4,512
MOFFITT CANCER CENTER	6	4,398	97	2%	4,501
BETHESDA HOSPITAL WEST		4,014	458	10%	4,472
ASCENSION SACRED HEART - EMERALD COAST		3,714	734	17%	4,448
MINUTECLINIC LLC # 0709		3,686	665	15%	4,351
VENTURE MEDICAL OF FLORIDA LLC		4,018	328	8%	4,346
BAYFRONT HEALTH - BROOKSVILLE		3,820	486	11%	4,306
PALMS MEDICAL GROUP	5	2,966	1,296	30%	4,267
PREMIER URGENT CARE OF BREVARD LLC	4	3,727	527	12%	4,258
ADVENTHEALTH PROMPT CARE	2	3,082	1,161	27%	4,245
MINUTE CLINIC LLC		3,685	533	13%	4,218
TWIN CITIES HOSPITAL	1	3,695	512	12%	4,208
ADVENTHEALTH CENTRA CARE COLONIAL TOWN	2	3,758	439	10%	4,199
MEMORIAL HOSPITAL- MIRAMAR	12	3,857	316	8%	4,185
GENESIS DIAGNOSTICS		3,920	244	6%	4,164
BAYA PHARMACY & URGENT CARE		3,068	1,095	26%	4,163
US BIOTEK LABORATORIES	15	3,757	368	9%	4,140
AMELIA URGENT CARE		2,507	1,606	39%	4,113
DESOTO MEMORIAL HOSPITAL	3	3,367	735	18%	4,105
BAYFRONT HEALTH - PUNTA GORDA		3,785	302	7%	4,087
DOCTORS TEST CENTERS		3,620	463	11%	4,083
NIGHT LITE PEDIATRICS URGENT CARE	1	3,417	649	16%	4,067
ENGLEWOOD COMMUNITY HOSPITAL		3,698	357	9%	4,055
ACCU REFERENCE MEDICAL LAB	9	3,223	786	20%	4,018
ADVENTHEALTH CENTRA CARE		3,559	440	11%	3,999
PHARMCO RX	2	3,722	260	7%	3,984
BAYFRONT HEALTH - SPRING HILL		3,618	329	8%	3,947
LAKE SIDE MEDICAL CENTER		3,089	804	21%	3,893
ADVENTIST HEALTH SYSTEMS SUNBELT IN DBA		3,420	439	11%	3,859
MEDEXPRESS URGENT CARE CAPE CORAL		3,311	537	14%	3,848
QUICK CARE MED PL	2	3,133	659	17%	3,794
SIPARADIGM LLC	54	3,431	256	7%	3,741
BAPTIST HEALTH SOUTH FLORIDA - DAVIE URGENT CARE		3,074	658	18%	3,732
MC DIAGNOSTIC OF CONNECTICUT, PC #2220		3,211	515	14%	3,726
MINUTECLINIC LLC #3463		3,097	589	16%	3,686
MINUTECLINIC LLC #3631		3,127	557	15%	3,684
MINUTECLINIC LLC 5852		3,112	522	14%	3,634
CLARITY LAB SOLUTIONS LLC		3,608	4	0%	3,612
BAPTIST HEALTH SOUTH FLORIDA - WESTON URGENT CARE		3,142	448	12%	3,590
MINUTECLINIC LLC #5249		2,866	674	19%	3,540
MINUTECLINIC LLC #5253		2,944	591	17%	3,535
PROHEALTH	3	1,950	1,572	45%	3,525
HIGHLANDS REGIONAL MEDICAL CENTER		2,742	755	22%	3,497
MEDEXPRESS URGENT CARE LEHIGH ACRES		3,016	461	13%	3,477

# COVID-19: testing by laboratory

Data through Mar 26, 2021 verified as of Mar 27, 2021 at 09:25 AM

Data in this report are provisional and subject to change.

The numbers in the table below represent the number of Florida and non-Florida residents for whom test results were received by the Department of Health. A person can be tested by more than one laboratory and can have both positive and negative results. **Therefore, the sum of the numbers in each column will be larger than the total number of people tested.**

Reporting lab	Inconclusive	Negative	Positive	Percent positive	Total
HEALTH FIRST ADVENTHEALTH CENTRA CARE COCOA		3,124	339	10%	3,463
BARTOW REGIONAL MEDICAL CENTER	1	2,916	542	16%	3,459
MIDWAY SPECIALTY CARE CENTER DIAGNOSTICS	38	3,143	238	7%	3,419
PRECISION HEALTH SOLUTIONS		3,236	172	5%	3,408
VERILY LIFE SCIENCES	1	3,353	46	1%	3,400
IMMOKALEE CHD		3,155	234	7%	3,389
MINUTECLINIC LLC #5190		2,792	592	17%	3,384
BRASHEAR'S VITAL CARE CORP		2,643	695	21%	3,338
BAPTIST HEALTH URGENT CARE AT SAWGRASS		2,778	558	17%	3,336
CARENOW URGENT CARE		2,060	1,267	38%	3,327
BAPTIST HEALTH SOUTH FLORIDA - BRICKELL URGENT CARE		2,752	568	17%	3,320
MINUTECLINIC LLC #5854		2,752	531	16%	3,283
HEALTH FIRST ADVENTHEALTH CENTRA CARE MALABAR		2,965	316	10%	3,281
ADVENTHEALTH CENTRA CARE KIDS LAKE MARY		3,015	241	7%	3,256
MEDEXPRESS URGENT CARE - DELAND		2,893	345	11%	3,238
ADVENT HEALTH - NEW SMYRNA		2,623	595	18%	3,218
ADVENT HEALTH CENTRA CARE -WINTER PARK KIDS URGENT CARE	4	2,896	269	8%	3,169
SELECT LABORATORIES - MARION COUNTY, FL LLC	5	2,855	307	10%	3,167
ADVENTHEALTH CENTRA CARE WINTER HAVEN	1	2,333	829	26%	3,163
HOLIDAY CVS LLC DBA CVS PHARMACY #5154		3,071	89	3%	3,160
PARAMOUNT URGENT CARE INC		1,161	1,983	63%	3,144
WALGREEN CO	2	2,783	348	11%	3,133
MINUTECLINIC LLC #4415		2,631	479	15%	3,110
LOWER KEYS MEDICAL CENTER		2,821	287	9%	3,108
PRIMEHEALTH URGENT CARE INC		2,652	452	15%	3,104
MINUTECLINIC LLC #3662		2,629	457	15%	3,086
MEDONE PLLC		2,325	740	24%	3,065
MEDEXPRESS URGENT CARE - VERO BEACH		2,645	394	13%	3,039
MEMORIAL HOSPITAL PEMBROKE	3	2,670	346	11%	3,019
BMCT Molecular Diagnostics Subsection		2,508	504	17%	3,012
BAYFRONTVENICEREGIONAL		2,913	95	3%	3,008
MINUTECLINIC LLC #7886		2,613	388	13%	3,001
MINUTECLINIC LLC #5214		2,558	421	14%	2,979
BAPTIST HEALTH EMERGENCY CENTER COUNTRY WALK	1	2,517	454	15%	2,972
MARINERS HOSPITAL	1	2,681	284	10%	2,966
MINUTECLINIC LLC #7887		2,590	374	13%	2,964
PARAMOUNT URGENT CARE - ORLANDO		2,002	955	32%	2,957
VETERANS AFFAIRS MEDICAL CENTER - ORLANDO	1	1,343	1,609	54%	2,953
MINUTECLINIC, LLC #4015		2,320	630	21%	2,950
BAPTIST HEALTH - CLAY		2,553	395	13%	2,948
MINUTECLINIC LLC #1771		2,489	454	15%	2,943
MINUTECLINIC LLC # 3930		2,545	394	13%	2,939
ACCESS POINT HEALTHCARE URGENT & PRIMARY CARE	2	2,238	680	23%	2,920
MARION E FETHER MEDICAL CENTER, THE		2,661	244	8%	2,905
GESSLER CLINIC	2	1,986	917	32%	2,905
MINUTECLINIC LLC #4458		2,403	499	17%	2,902

# COVID-19: testing by laboratory

Data through Mar 26, 2021 verified as of Mar 27, 2021 at 09:25 AM

Data in this report are provisional and subject to change.

The numbers in the table below represent the number of Florida and non-Florida residents for whom test results were received by the Department of Health. A person can be tested by more than one laboratory and can have both positive and negative results. **Therefore, the sum of the numbers in each column will be larger than the total number of people tested.**

Reporting lab	Inconclusive	Negative	Positive	Percent positive	Total
MINUTECLINIC LLC # 0514		2,541	355	12%	2,896
STONE CLINICAL LABORATORIES		2,790	96	3%	2,886
WALGREENS ORLANDO	3	2,538	340	12%	2,881
MINUTECLINIC LLC #3814		2,441	435	15%	2,876
BLUE MED CONSULTANTS		2,753	108	4%	2,861
MINUTECLINIC LLC #7225		2,449	405	14%	2,854
NXGEN MDX LLC	5	2,539	306	11%	2,850
PARAMOUNT URGENT CARE - OVIEDO		1,983	862	30%	2,845
EXACT SCIENCES LABORATORIES, LLC		2,589	254	9%	2,843
MEDIPATH LLC		2,450	385	14%	2,835
MINUTECLINIC LLC # 3686		2,421	388	14%	2,809
KEYS AHEC SCHOOL MEDICAL CLINIC	15	2,665	126	4%	2,806
CAREFAST+	1	2,065	737	26%	2,803
ADVENTHEALTH CENTRA CARE CONWAY		2,385	408	15%	2,793
MINUTECLINIC LLC #1055		2,273	509	18%	2,782
CELESTA MEDICAL SERVICES LLC DBA - AMERICAN RESEARCH LABS		2,544	236	8%	2,780
MEDEXPRESS FORT MYERS		2,432	346	12%	2,778
MEDEXPRESS URGENT CARE CORAL SPRINGS		2,485	287	10%	2,772
MINUTECLINIC LLC #3257		2,315	457	16%	2,772
SCION LAB SERVICES LLC	26	2,534	206	7%	2,766
MINUTECLINIC, LLC #3204		2,300	447	16%	2,747
MINUTECLINIC LLC #3003		2,226	516	19%	2,742
CITRUS MEMORIAL HOSPITAL LABORATORY		2,251	490	18%	2,741
BAPTIST HEALTHCARE - GULF BREEZE HOSPITAL	3	2,251	461	17%	2,715
PHYSICIANS REGIONAL MEDICAL CENTER - COLLIER BLVD	1	1,938	767	28%	2,706
SACRED HEART HEALTH SYSTEM, INC	1	1,835	868	32%	2,704
MINUTECLINIC LLC #3291		2,339	357	13%	2,696
BAPTIST HEALTH - OAKLEAF		2,236	441	16%	2,677
MINUTECLINIC LLC #7973		2,326	341	13%	2,667
MINUTECLINIC LLC #3705		2,330	322	12%	2,652
EMERALD COAST URGENT CARE, LLC	1	1,970	660	25%	2,631
MINUTECLINIC, LLC #5817		2,178	450	17%	2,628
MINUTECLINIC LLC # 7933		2,321	297	11%	2,618
AFC PHYSICIANS OF FLORIDA		2,020	591	23%	2,611
MINUTECLINIC LLC #3748		2,111	481	19%	2,592
MINUTECLINIC LLC #3255		2,282	305	12%	2,587
ADVENT HEALTH - OCALA		2,124	447	17%	2,571
MINUTECLINIC LLC # 3579		2,137	431	17%	2,568
BAY MEDICAL CENTER SACRED HEART HEALTH SYSTEM		1,987	580	23%	2,567
MEDEXPRESS URGENT CARE - CLEWISTON		2,138	420	16%	2,558
MINUTECLINIC LLC #7173		2,225	323	13%	2,548
BAPTIST HEALTH SOUTH FLORIDA - MIAMI BEACH URGENT CARE		2,170	368	14%	2,538
MINUTECLINIC LLC #5924		2,158	373	15%	2,531
MINUTECLINIC, LLC (CLINIC 10699)		2,197	322	13%	2,519
MINUTECLINIC LLC #5216		2,148	349	14%	2,497
MINUTECLINIC LLC #3654		2,065	419	17%	2,484



# COVID-19: testing by laboratory

Data through Mar 26, 2021 verified as of Mar 27, 2021 at 09:25 AM

Data in this report are provisional and subject to change.

The numbers in the table below represent the number of Florida and non-Florida residents for whom test results were received by the Department of Health. A person can be tested by more than one laboratory and can have both positive and negative results. **Therefore, the sum of the numbers in each column will be larger than the total number of people tested.**

Reporting lab	Inconclusive	Negative	Positive	Percent positive	Total
MINUTECLINIC LLC #4612		2,005	461	19%	2,466
EMERALD COAST URGENT CARE LLC		1,804	654	27%	2,458
PHYSICIANS PRIMARY CARE	2	2,210	240	10%	2,452
DR G'S URGENT CARE		2,127	320	13%	2,447
MINUTECLINIC LLC #4024		2,127	313	13%	2,440
ADVENT HEALTH - DADE CITY		2,138	298	12%	2,436
MEDIQUICK URGENT CARE CENTERS INC		1,811	623	26%	2,434
DONALD W ROBERTSON DO PA		1,904	526	22%	2,430
MEDEXPRESS URGENT CARE BOCA RATON		2,203	224	9%	2,427
PATIENTS FIRST - THOMASVILLE ROAD		2,148	266	11%	2,414
COMMUNITY HEALTH NORTHWEST FLORIDA	4	1,856	553	23%	2,413
PHYSICIANS STAT LAB	3	1,070	1,333	55%	2,406
STEWART ROCKLEDGE HOSPITAL	1	2,094	304	13%	2,399
MINUTECLINIC LLC #3285		2,072	316	13%	2,388
AFC PHYSICIANS OF FLORIDA PA		1,872	511	21%	2,383
MINUTECLINIC LLC #5069		1,986	387	16%	2,373
EMERGENCY PHYSICIANS MEDICAL CENTER		1,282	1,088	46%	2,370
WHOLE FAMILY HEALTH CENTER INC		1,964	402	17%	2,366
MINUTECLINIC LLC #1807		1,989	369	16%	2,358
GENOSUR LLC	5	2,323	23	1%	2,351
MINUTECLINIC LLC #3648		1,914	432	18%	2,346
AMELIA EXPRESS CARE LLC	10	2,010	318	14%	2,338
FLORIDA MEDICAL CLINIC	3	1,056	1,269	55%	2,328
CHARLES AIESI CONSULTING INC	12	2,044	260	11%	2,316
PHYSICIAN ASSOCIATES		2,069	240	10%	2,309
MINUTECLINIC LLC #3635		2,010	298	13%	2,308
LEE HEALTH - COCONUT POINT CLINICAL LAB	2	1,872	433	19%	2,307
TAMPA COMMUNITY HOSPITAL		1,978	327	14%	2,305
MINUTECLINIC LLC #4201		2,011	291	13%	2,302
HEALTH CARE DISTRICT OF PALM BEACH COUNTY	1	2,081	209	9%	2,291
PARRISH MEDICAL CENTER	1	2,004	279	12%	2,284
JUPITER MEDICAL CENTER URGENT CARE		1,763	520	23%	2,283
BOND URGENT CARE LLC		1,712	559	25%	2,271
MINUTECLINIC LLC #476		1,979	292	13%	2,271
ASCENSION SACRED HEART - GULF		1,733	528	23%	2,261
MINUTECLINIC LLC #6007		1,934	307	14%	2,241
MINUTECLINIC LLC #1821		2,015	224	10%	2,239
CORE DIAGNOSTIC LABORATORIES LLC	17	1,896	323	14%	2,236
PRIMEHEALTH URGENT CARE	1	1,865	361	16%	2,227
MINUTECLINIC LLC #1350		1,949	276	12%	2,225
ASSOCIATED PATHOLOGISTS, LLC	3	1,831	387	17%	2,221
MINUTECLINIC LLC #8381		1,908	295	13%	2,203
UNIVERSITY OF NORTH FLORIDA STUDENT HEALTH		2,120	72	3%	2,192
LAKE WALES MEDICAL CENTER INC		1,913	269	12%	2,182
JACKSON HOSPITAL CLINICAL LABORATORY		1,877	302	14%	2,179
INTELEX LABS, LLC		2,105	71	3%	2,176



# COVID-19: testing by laboratory

Data through Mar 26, 2021 verified as of Mar 27, 2021 at 09:25 AM

Data in this report are provisional and subject to change.

The numbers in the table below represent the number of Florida and non-Florida residents for whom test results were received by the Department of Health. A person can be tested by more than one laboratory and can have both positive and negative results. **Therefore, the sum of the numbers in each column will be larger than the total number of people tested.**

Reporting lab	Inconclusive	Negative	Positive	Percent positive	Total
NCHMD INC		1,809	329	15%	2,138
LAKELAND REGIONAL HEALTH PABLO		1,872	257	12%	2,129
FLOWERS HOSPITAL		1,938	190	9%	2,128
VA PAIN CLINIC	4	2,011	81	4%	2,096
MINI ER WATERFORD LAKES, THE		1,797	291	14%	2,088
MINUTECLINIC, LLC # 4469		1,820	264	13%	2,084
MINUTECLINIC LLC #5157		1,806	272	13%	2,078
MEDEXPRESS PORT CHARLOTTE		1,852	203	10%	2,055
PENSACOLA PEDIATRICS PA	1	1,838	172	9%	2,011
GENUS3		1,928	74	4%	2,002
MINUTECLINIC LLC #1815		1,776	223	11%	1,999
NCH NORTHEAST	7	1,561	419	21%	1,987
FIU-HEALTH AUXILIARY LABORATORY	6	1,863	112	6%	1,981
OPTUM LABS LLC	1	1,791	186	9%	1,978
MINUTECLINIC LLC #214		1,681	292	15%	1,973
VITRO MOLECULAR LABORATORIES	50	1,774	147	7%	1,971
DOC SMILEY'S URGENT CARE		1,706	247	13%	1,953
MARTIN HEALTH SYSTEM - ST LUCIE WEST		1,769	182	9%	1,951
GENOME LLC	2	1,795	141	7%	1,938
MEDFAST URGENT CARE CENTERS LLC	2	608	1,325	68%	1,935
DOC SMILEYS URGENT CARE LLC		1,572	348	18%	1,920
LITTLE PINE PEDIATRICS	1	1,642	274	14%	1,917
MINUTECLINIC LLC #3236		1,635	277	14%	1,912
BARDMOOR LABORATORY	9	1,607	286	15%	1,902
BAPTIST HEALTH EMERGENCY CENTER AT WEST CORAL WAY		1,515	373	20%	1,888
MINUTECLINIC LLC #3637		1,496	355	19%	1,851
KETAMINE HEALTH CENTERS LLC	1	1,661	152	8%	1,814
BROWNWOOD CARE CENTER		1,555	223	13%	1,778
SPECTOR SCIENTIFIC LAB	11	1,086	680	38%	1,777
LABORATORY SPECIALISTS OF MICHIGAN		1,459	303	17%	1,762
BAYFRONT HEALTH - CITRUS HILLS		1,542	215	12%	1,757
NEIGHBORHOOD MEDICAL CENTER INC	17	1,556	183	10%	1,756
RIVER TOWN DIAGNOSTIC LLC		1,470	286	16%	1,756
Community_Health		1,533	199	11%	1,732
SPARROW HEALTHCARE	2	1,461	254	15%	1,717
IGENOMIX USA LLC	49	1,510	157	9%	1,716
NORTH SHORE LONG ISLAND JEWISH HEALTH	1	1,616	90	5%	1,707
MINUTECLINIC, LLC #3245		1,376	330	19%	1,706
GENESIS LABORATORY MANAGEMENT	14	1,456	235	14%	1,705
JW PLASTIC SURGERY		1,449	244	14%	1,693
WHITE WILSON MEDICAL CENTER		339	1,340	80%	1,679
MEDICAL CONSULTANTS OF FLORIDA, LLC	2	1,416	261	16%	1,679
MIAMI JEWISH HEALTH SYSTEMS		1,608	64	4%	1,672
LABTECH DIAGNOSTIC		1,365	287	17%	1,652
FLAGLER HOSPITAL LABORATORY	8	612	1,006	62%	1,626
OPTEO LABORATORY		1,567	34	2%	1,601

# COVID-19: testing by laboratory

Data through Mar 26, 2021 verified as of Mar 27, 2021 at 09:25 AM

Data in this report are provisional and subject to change.

The numbers in the table below represent the number of Florida and non-Florida residents for whom test results were received by the Department of Health. A person can be tested by more than one laboratory and can have both positive and negative results. **Therefore, the sum of the numbers in each column will be larger than the total number of people tested.**

Reporting lab	Inconclusive	Negative	Positive	Percent positive	Total
ELLENTON URGENT CARE		1,361	234	15%	1,595
SHELL POINT NURSING PAVILION	1	1,519	71	4%	1,591
ED FRASER MEMORIAL HOSPITAL		1,340	245	15%	1,585
ARCPPOINT LABS		1,026	553	35%	1,579
ASSURANCE SCIENTIFIC LABORATORIES	1	1,293	283	18%	1,577
MELBOURNE MEDICAL LABORATORY	2	1,365	202	13%	1,569
READY RESPONDERS FLORIDA, PLLC		1,332	206	13%	1,538
MINUTECLINIC LLC #8927		1,311	222	14%	1,533
BAPTIST HEALTH SOUTH FLORIDA - COUNTRY WALK URGENT CARE EXPRESS		1,296	233	15%	1,529
PROJECT HEALTH, INC SUMTERVILLE	5	1,245	268	18%	1,518
BIOCERNA LLC	9	1,325	165	11%	1,499
FLORIDA DEPARTMENT OF HEALTH IN POLK COUNTY	2	1,156	329	22%	1,487
MINUTECLINIC LLC #5187		1,297	181	12%	1,478
MEDEXPRESS URGENT CARE - JAX ATLANTIC BLVD		1,269	206	14%	1,475
OPTUMCARE FLORIDA LLC		1,198	273	19%	1,471
UNIVERSITY OF ALABAMA AT BIRMINGHAM		1,422	46	3%	1,468
FIRST QUALITY LABORATORY		1,359	98	7%	1,457
ADVANCED MEDICAL OF NAPLES LLC		1,295	161	11%	1,456
ADVANCE MEDICAL OF NAPLES		326	1,124	78%	1,450
ER QUICKCARE PL		1,246	197	14%	1,443
CAREFAST MURABELLA		967	474	33%	1,441
UHEALTH DEERFIELD BEACH/UMSYLVESTER DEERFIELD BEACH LABORATORY	3	1,380	55	4%	1,438
MINUTECLINIC LLC		1,280	155	11%	1,435
BAPTIST HEALTHCARE - JAY HOSPITAL	3	1,059	372	26%	1,434
BAPTIST HEALTH SOUTH FLORIDA - KEY BISCANE URGENT CARE EXPRESS		1,253	175	12%	1,428
PATIENTS FIRST LAKE ELLA MEDICAL CENTER		1,276	150	11%	1,426
PROHEALTH MEDICAL CLINIC		799	625	44%	1,424
PATIENTS CHOICE LABORATORIES		831	592	42%	1,423
PARAMOUNT URGENT CARE VILLAGES		923	497	35%	1,420
CAREMED CLINIC LLC	1	1,125	288	20%	1,414
COASTAL LABORATORIES	1	1,120	287	20%	1,408
NYU HOSPITALS CENTER CLINICAL LABORATORIES		1,357	44	3%	1,401
TEMPUS CLINICAL LABORATORY	10	1,240	148	11%	1,398
PEDIATRIC HEALTH CARE ALLIANCE - NORTHDAL		1,274	118	8%	1,392
VRL EUROFIN		1,354	37	3%	1,391
TOM LEE COMMUNITY HEALTH CENTER		914	474	34%	1,388
SMA LAB	10	1,217	155	11%	1,382
AMELIA EXPRESS CARE	1	772	609	44%	1,382
UHEALTH CLINIC AT WALGREENS		1,124	258	19%	1,382
GRAVITY DIAGNOSTICS, LLC	3	1,238	141	10%	1,382
TREASURE COAST MEDICAL ASSOCIATES INC		747	624	46%	1,371
EUROFIN NTD, LLC		1,324	44	3%	1,368
SUNRISE URGENT CARE ASSOCIATES LLC D/B/A	9	929	425	31%	1,363
BIO-TECH CLINICAL LABORATORIES INC		1,200	162	12%	1,362
ASCENSION ST VINCENT'S - SOUTHSIDE		1,308	49	4%	1,357
STATMED OCALA	6	1,152	194	14%	1,352

# COVID-19: testing by laboratory

Data through Mar 26, 2021 verified as of Mar 27, 2021 at 09:25 AM

Data in this report are provisional and subject to change.

The numbers in the table below represent the number of Florida and non-Florida residents for whom test results were received by the Department of Health. A person can be tested by more than one laboratory and can have both positive and negative results. **Therefore, the sum of the numbers in each column will be larger than the total number of people tested.**

Reporting lab	Inconclusive	Negative	Positive	Percent positive	Total
APALACHEE CORRECTIONAL INSTITUTION EAST UNIT		1,322	26	2%	1,348
WILLIAM OWEN PASS PARK		1,156	181	14%	1,337
VAVA PARTNERS LLC		528	805	60%	1,333
ST ANNES NURSING CENTER		1,294	25	2%	1,319
PARAMOUNT URGENT CARE - CLERMONT		766	533	41%	1,299
CREEKSIDE CARE CENTER	1	1,117	167	13%	1,285
MYTEST DIAGNOSTICS		1,216	66	5%	1,282
PALM BAY HOSPITAL CLINICAL LABORATORY		912	369	29%	1,281
INNOVATIVE TRANSFUSION MEDICINE, INC	11	1,094	167	13%	1,272
HOLIDAY CVS LLC DBA CVSPHARMACY #5155		1,210	60	5%	1,270
ADVENTHEALTH CENTRA CARE TRINITY		1,104	163	13%	1,267
XPRESS URGENT CARE	4	1,058	183	15%	1,245
LAB24 INC	3	568	674	54%	1,245
BROAD INSTITUTE CLINICAL SEQUENCING RESEARCH PLATFORM	9	1,190	36	3%	1,235
SOLARIS HEALTHCARE PALATKA		1,119	103	8%	1,222
STAGEZERO LIFE SCIENCES INC	4	1,116	100	8%	1,220
ADDICTION LABS OF AMERICA	3	1,135	79	6%	1,217
CLINICORE		1,124	91	7%	1,215
NORTH FLORIDA PEDIATRICS-TALLAHASSEE	1	1,101	101	8%	1,203
ADVANCED DIAGNOSTIC LABORATORY		1,153	47	4%	1,200
ABSOLUTE GENOMICS	2	992	201	17%	1,195
ACCESS MEDICAL LABS		746	448	38%	1,194
USF MORSANI CENTER FOR ADVANCED HEALTH CARE		1,045	144	12%	1,189
NAPLES URGENT CARE	1	766	420	35%	1,187
PROFESSIONAL HEALTH EXAMINERS DBA PROHEALTH	1	961	224	19%	1,186
PALM HARBOR PHARMACY		1,032	154	13%	1,186
EPN URGENT CARE NAPLES	2	792	389	33%	1,183
ST PETERSBURG PEDIATRICS	1	1,066	113	10%	1,180
QUICK CARE MED		899	277	24%	1,176
COASTAL PEDIATRIC GROUP		1,013	154	13%	1,167
PRIMARY CARE SOUTH INC		740	423	36%	1,163
PROJECT HEALTH INC	4	986	165	14%	1,155
HEALTH CENTRAL CLINICAL LABORATORY		1,047	105	9%	1,152
CARENOW URGENT CARE - FORT PIERCE		811	334	29%	1,145
NORTH FLORIDA PEDIATRICS - LAKE CITY		924	214	19%	1,138
CAPSTONE HEALTHCARE		802	330	29%	1,132
ARCPPOINT LABS OF CORAL SPRINGS FL		988	135	12%	1,123
VERITAS GENETICS	61	943	119	11%	1,123
NORTH VISTA HOSPITAL LABORATORY		951	169	15%	1,120
EMERALD COAST PEDIATRICS		1,058	54	5%	1,112
STEWART REFERENCE LABORATORY	1	611	499	45%	1,111
LPG COCONUT POINT		918	180	16%	1,098
XYZ LABORATORY	8	942	146	13%	1,096
GENEIQ		1,011	62	6%	1,073
AMERICAN FAMILY CARE PENSACOLA WEST		533	533	50%	1,066
PRIMARY CARE OF THE TREASURE COAST		929	134	13%	1,063

# COVID-19: testing by laboratory

Data through Mar 26, 2021 verified as of Mar 27, 2021 at 09:25 AM

Data in this report are provisional and subject to change.

The numbers in the table below represent the number of Florida and non-Florida residents for whom test results were received by the Department of Health. A person can be tested by more than one laboratory and can have both positive and negative results. **Therefore, the sum of the numbers in each column will be larger than the total number of people tested.**

Reporting lab	Inconclusive	Negative	Positive	Percent positive	Total
RAINBOW RIVER MEDICAL LABORATORY		977	83	8%	1,060
HENDRY REGIONAL MEDICAL CENTER CLINICAL LABORATORY		809	248	23%	1,057
PALM BEACH ATLANTIC UNIVERSITY		1,026	28	3%	1,054
CATALYST WALK IN CLINIC		842	212	20%	1,054
TYNDALL AIR FORCE BASE		838	209	20%	1,047
PROFESSIONAL HEALTH EXAMINERS		900	146	14%	1,046
PEDIATRICS OF CENTRAL FLORIDA PA	20	972	53	5%	1,045
GROWING TOGETHER PEDIATRICS LLC		982	60	6%	1,042
LENCO MEDICAL LABORATORY		970	51	5%	1,021
MINUTECLINIC, LLC DBA MINUTECLINIC #4717		968	42	4%	1,010
VERITOR		850	157	16%	1,007
PHAROS HEALTH		756	246	25%	1,002
VRL EUROFINIS - DALLAS		987	13	1%	1,000
FISHERMENS HOSPITAL CLINICAL LAB		912	88	9%	1,000
LAKELAND REGIONAL HEALTH - PWC/OB		36	954	96%	990
WOODLANDS MEDICAL SPECIALISTS		719	262	27%	981
PENSACOLA PEDIATRICS	3	741	236	24%	980
INTERLACHEN PEDIATRICS		944	36	4%	980
CAPE CANAVERAL HOSPITAL		689	277	29%	966
THE HEALTH CENTER OF PLANT CITY		883	76	8%	959
HISTOPATHOLOGY SERVICES, LLC		843	105	11%	948
NORTH FLORIDA PEDIATRICS PA - SUWANNEE	3	818	126	13%	947
INTERLACHEN PEDIATRICS PA		901	42	4%	943
EAST LAKE PEDIATRICS		819	120	13%	939
ENCOMPASS HEALTH		915	22	2%	937
HALIFAX MEDICAL CENTER-PORT ORANGE LAB		796	131	14%	927
INTEGRITY LABORATORIES, LLC	4	755	165	18%	924
GENE TOX WORLDWIDE	60	736	125	14%	921
TACACHALE CLINICAL LABORATORY	1	868	49	5%	918
UNIVERSITY OF WEST FLORIDA STUDENT HEALTH SERVICES	1	791	125	14%	917
MOLECULAR TESTING LABS		850	62	7%	912
BAPTIST HEALTH - MD ANDERSON CANCER CENTER		900	5	1%	905
FAST TRACK URGENT CARE CENTER		4	899	100%	903
C.W. BILL YOUNG VA MEDICAL CENTER	1	21	881	98%	903
COVANCE CLINICAL RESEARCH UNIT INC		876	25	3%	901
LEE COUNTY EMERGENCY MEDICAL SERVICE	1	760	118	13%	879
NORTH FLORIDA PEDIATRICS PA	2	761	114	13%	877
CONSULATE HEALTH CARE OF NEW PORT RICHEY	2	747	125	14%	874
DEPARTMENT OF CLINICAL LABS	1	850	19	2%	870
NORTH OKALOOSA MEDICAL CENTER		532	337	39%	869
ADVENTHEALTH EXPRESS CARE AT WALGREENS		751	114	13%	865
CVS HEALTH		674	183	21%	857
LOOP PEDIATRICS PA	3	718	130	15%	851
CHILDRENS MEDICAL ASSOCIATION		775	73	9%	848
NORTH SHORE LIJ URGENT CARE PC		799	49	6%	848
JACKSONVILLE BEACH PEDIATRIC CARE CENTER		780	64	8%	844

# COVID-19: testing by laboratory

Data through Mar 26, 2021 verified as of Mar 27, 2021 at 09:25 AM

Data in this report are provisional and subject to change.

The numbers in the table below represent the number of Florida and non-Florida residents for whom test results were received by the Department of Health. A person can be tested by more than one laboratory and can have both positive and negative results. **Therefore, the sum of the numbers in each column will be larger than the total number of people tested.**

Reporting lab	Inconclusive	Negative	Positive	Percent positive	Total
COASTAL PHYSICIANS, LLC		681	160	19%	841
Point of Care Testing	1	119	713	86%	833
BREVARD HEALTH ALLIANCE		553	275	33%	828
DOCTOR'S MEMORIAL HOSPITAL		662	165	20%	827
REDI MED LLC		667	160	19%	827
COLLIER URGENT CARE CENTERS CREEKSIDE		742	84	10%	826
CRUCIAL CARE EMERGENCY MEDICINE DOCTORS		656	163	20%	819
FAMILY HEALTH CENTERS OF SWF LABS	2	723	94	11%	819
FLORIDA HOSPITAL ORLANDO		743	74	9%	817
ASAP LABS LLC	7	655	151	19%	813
Tampa Lakes Health and Rehabilitation Center	2	736	73	9%	811
ASCENSION ST VINCENT'S - CLAY		775	35	4%	810
24 HOUR PEDIATRIC CARE CENTER	4	745	58	7%	807
SPEARHEAD MEDICAL		727	79	10%	806
AUGUSTUS LABS LLC		663	140	17%	803
PRIMARY CARE SERVICES AT INDIAN RIVER ESTATES		777	25	3%	802
NITE LITE PEDIATRICS		234	564	71%	798
NCHMD, INC SOUTHEAST IMMEDIATE CARE		618	178	22%	796
MIDWAY SPECIALLY CARE CENTER		574	221	28%	795
SOLARIS HEALTHCARE CHARLOTTE HARBOR		747	48	6%	795
PRIMARY CARE SERVICES AT ST ANDREWS ESTATES		793			793
LIFE CARE CENTER OF NEW PORT RICHEY		754	37	5%	791
DYNIX DIAGNOSTICS	2	528	261	33%	791
NORTH FLORIDA MEDICAL GROUP		645	146	18%	791
GOLDEN GATE FAMILY CLINIC		332	458	58%	790
NONE		308	482	61%	790
VIERA HOSPITAL, INC		626	163	21%	789
LAB DOCTOR		691	94	12%	785
CALHOUN LIBERTY HOSPITAL		622	162	21%	784
FG RAPID RESULTS	5	470	308	39%	783
CARE ONE OF FLORIDA LLC		536	244	31%	780
PALM GARDEN OF PORT SAINT LUCIE		765	10	1%	775
CENTRAL FLORIDA HEALTH CARE INC		664	110	14%	774
ANY LAB TEST NOW	1	519	251	33%	771
AMERICAN SCIENTIFIC LABORATORIES LLC		763	8	1%	771
DAIRY ROAD URGENT CARE	2	643	125	16%	770
VITAS HEALTHCARE CORPORATION OF FLA	1	763	5	1%	769
VENICE REGIONAL BAYFRONT HEALTH (PULMONARY)		637	126	17%	763
MACDILL AIR FORCE BASE		712	51	7%	763
EAST LAKE PEDIATRICS PA		688	72	9%	760
Victoria Nursing and Rehabilitation Center		706	53	7%	759
AMERICAN MEDICAL RESPONSE		751	8	1%	759
PALACE NURSING HOME & REHAB CENTER		722	36	5%	758
POINT WASHINGTON MEDICAL CLINIC	1	550	207	27%	758
SPRING HILL HEALTH AND REHABILITATION CENTER		728	25	3%	753
NORTHEAST FLORIDA NEUROLOGY CLINICS, INC		637	113	15%	750

# COVID-19: testing by laboratory

Data through Mar 26, 2021 verified as of Mar 27, 2021 at 09:25 AM

Data in this report are provisional and subject to change.

The numbers in the table below represent the number of Florida and non-Florida residents for whom test results were received by the Department of Health. A person can be tested by more than one laboratory and can have both positive and negative results. **Therefore, the sum of the numbers in each column will be larger than the total number of people tested.**

Reporting lab	Inconclusive	Negative	Positive	Percent positive	Total
WILLOWBROOKE COURT AT EDGEWATER POINTE ESTATES		735	9	1%	744
SANTA ROSA MEDICAL GROUP		575	166	22%	741
TELESCOPE HEALTH LLC	4	620	113	15%	737
CLINICAL PATHOLOGY LABS INC		664	73	10%	737
ORLANDO HEALTH AND REHAB CENTER		691	44	6%	735
PEBBLEBROOK PHARMACY	1	614	119	16%	734
KENDALL HEALTHCARE PROPERTIES DBA	2	705	27	4%	734
ADVENT HEALTH LAB - ORLANDO		434	299	41%	733
FLORIDA GULF COAST UNIVERSITY		545	187	26%	732
CYPRESS VILLAGE	1	703	25	3%	729
ETHOS WELLNESS PHARMACY		682	45	6%	727
GULF COAST VILLAGE		688	36	5%	724
FLAGLER COUNTY HEALTH DEPARTMENT	3	554	164	23%	721
DISNEY COVID TEST SITE		703	13	2%	716
Fernandina Beach Rehabilitation and Nursing Center	1	694	19	3%	714
BREVARD HEALTH ALLIANCE INC, THE		669	41	6%	710
EXPRESS PHARMACY		654	54	8%	708
MAIN STREET MEDICAL CENTER		178	528	75%	706
SOUTHEAST ALABAMA MEDICAL CENT		650	56	8%	706
GRAND COURT TAMPA		701	4	1%	705
Crestview Rehabilitation Center	5	568	129	18%	702
PHYSICIANS STAT LAB INC		615	86	12%	701
PREMIER MEDICAL LABORATORY SERVICES	2	468	225	32%	695
BOND AND STEELE CLINIC PA		492	201	29%	693
ADVENTHEALTH MEDICAL GROUP PROMPT CARE		498	194	28%	692
PALM GARDEN OF VERO BEACH		645	41	6%	686
NCH HEALTHCARE SYSTEM MICROBIOLOGY LAB		2	678	100%	680
MOORINGS PARK INSTITUTE, INC, THE		649	28	4%	677
MINI ER ADULT AND PEDIATRIC URGENT CARE		574	98	15%	672
MEDONE URGENT CARE CENTER		448	223	33%	671
FAMILY HEALTH CENTERS OF SOUTHWEST FLORIDA INC		592	79	12%	671
TREE HOUSE PEDIATRICS PLLC		603	67	10%	670
MOUNT SINAI LABORATORY		638	30	4%	668
BOCA GRANDE HEALTH CLINIC		635	33	5%	668
MEDICAL FP - WHOLE FAMILY HEALTH CENTER		548	120	18%	668
SUWANNEE HEALTH AND REHABILITATION CENTER		662	5	1%	667
JOHN KNOX VILLAGE HEALTH CENTER		642	24	4%	666
GULF COAST MOLECULAR LABORATORIES	13	550	102	15%	665
LIFE CARE CENTER OF PENSACOLA		615	49	7%	664
ORANGE BLOSSOM FAMILY HEALTH		629	33	5%	662
LIFE CARE CENTER OF ORANGE PARK		629	32	5%	661
ST JOHN'S NURSING CENTER		637	23	3%	660
AFC URGENT CARE CLEARWATER	1	169	488	74%	658
POINT OF CARE TESTING SITE		630	25	4%	655
THE PRESERVE		644	10	2%	654
MANOR PINES CONVALESCENT CENTER LLC	1	631	21	3%	653

# COVID-19: testing by laboratory

Data through Mar 26, 2021 verified as of Mar 27, 2021 at 09:25 AM

Data in this report are provisional and subject to change.

The numbers in the table below represent the number of Florida and non-Florida residents for whom test results were received by the Department of Health. A person can be tested by more than one laboratory and can have both positive and negative results. **Therefore, the sum of the numbers in each column will be larger than the total number of people tested.**

Reporting lab	Inconclusive	Negative	Positive	Percent positive	Total
BETHESDA HEALTH URGENT CARE		543	106	16%	649
MAVERICK LABS		460	188	29%	648
FORT MYERS INTERNAL MEDICINE, LLC		584	64	10%	648
VETERANS AFFAIRS MEDICAL CENTER	1	41	602	93%	644
CARITHERS PEDIATRIC GROUP		589	53	8%	642
MEDICAL CENTER OF DELTONA, INC		539	101	16%	640
LIFE CARE CENTER OF HILLIARD		615	22	3%	637
MANOR CARE HEALTH SERVICES - FT MYERS		611	26	4%	637
HOLMES REGIONAL MEDICAL CENTER		11	625	98%	636
CLEWISTON NURSING AND REHABILITATION CENTER		622	13	2%	635
MID-FLORIDA PATHOLOGY		474	158	25%	632
BOND CLINIC PA PEDIATRICS DEPT		579	49	8%	628
CITY MEDICAL OF NEW JERSEY, PC		572	56	9%	628
PEDIATRIC HEALTHCARE ALLIANCE		590	37	6%	627
BUFFALO CROSSING HEALTHCARE & REHABILITATION CTR		611	15	2%	626
GOLDEN GLADES NURSING & REHABILITATION CTR		609	17	3%	626
MEDONE URGENT CARE AT ST. AUGUSTINE		214	411	66%	625
PHYSICIANS PRIMARY CARE LAB	1	552	71	11%	624
WILLOW BROOKE COURT AT INDIAN RIVER ESTATES		580	43	7%	623
EDEN SPRINGS NURSING AND REHAB CENTER		511	110	18%	621
WATSON THERAPEUTICS INC	1	592	28	5%	621
NATURE COAST MEDICAL GROUP		515	102	17%	617
VITAS HEALTHCARE CORP OF CENTRAL FL		589	25	4%	614
DIAMOND RIDGE HEALTH AND REHABILITATION		582	32	5%	614
CLINICAL ENTERPRISE, INC		592	21	3%	613
SEBASTIAN RIVER MEDICAL CENTER	2	441	170	28%	613
PEDIATRIC HEALTHCARE ALLIANCE PA		561	51	8%	612
HOLY CROSS HOSPITAL		12	598	98%	610
VETERANS AFFAIRS MEDICAL CENTER - JAMES A HALEY			608	100%	608
BALDWIN PEDIATRICS	1	574	29	5%	604
CONSULATE HEALTHCARE OF VERO BEACH	14	506	83	14%	603
PATIENTS FIRST - MAHAN DRIVE		164	436	73%	600
EMERALD SHORES HEALTH AND REHABILITATION		502	97	16%	599
MAYFLOWER ASSISTED LIVING		592	6	1%	598
NCH HEALTHCARE BONITA		464	134	22%	598
RESTORE HEALTH URGENT CARE		475	119	20%	594
PENSACOLA PEDIATRICS PA - TIGER POINT	21	564	8	1%	593
NSPIRE HEALTHCARE MIAMI LAKES	8	570	14	2%	592
BROOKDALE FORT MYERS CYPRESS LAKE		590	2	0%	592
J AND G MEDICAL GROUP LLC		486	105	18%	591
OCALA FAMILY MEDICAL CENTER INC	2	509	73	13%	584
HMA SANTA ROSA MEDICAL CENTER LLC DBA		462	122	21%	584
SHORELINE PHYSICIAN GROUP		364	219	38%	583
BALDOMERO LOPEZ STATE VETERANS NURSING HOME	2	574	4	1%	580
THERADOC		152	425	74%	577
CLIFFORD CHESTER SIMS STATE VETERANS		565	12	2%	577



# COVID-19: testing by laboratory

Data through Mar 26, 2021 verified as of Mar 27, 2021 at 09:25 AM

Data in this report are provisional and subject to change.

The numbers in the table below represent the number of Florida and non-Florida residents for whom test results were received by the Department of Health. A person can be tested by more than one laboratory and can have both positive and negative results. **Therefore, the sum of the numbers in each column will be larger than the total number of people tested.**

Reporting lab	Inconclusive	Negative	Positive	Percent positive	Total
DAVITA LABORATORY		471	104	18%	575
PALM GARDEN OF TAMPA		546	29	5%	575
CONTINENTAL CLINICAL RESEARCH, LLC		523	50	9%	573
MEDICAL VB		451	121	21%	572
TENNESSEE DOH - NASHVILLE	2	504	66	12%	572
WHITE-WILSON MEDICAL CENTER - FORT WALTON BEACH		550	21	4%	571
SOLARIS HEALTHCARE LAKE CITY		469	100	18%	569
PIONEER CLINICAL LAB LLC		463	105	18%	568
EXPRESS URGENT CARE LLC		1	567	100%	568
Plantation Bay Rehabilitation Center		542	24	4%	566
CHILDRENS CLINIC WEST FLORIDA PEDIATRICS		517	47	8%	564
SABAL PALMS HEALTH AND REHAB		512	51	9%	563
ECCOLAB GROUP	1	148	413	73%	562
PREMIER MEDICAL CENTER LLC	11	523	28	5%	562
PALM GARDEN OF CLEARWATER		543	18	3%	561
MANOR CARE NURSING CENTER OF SARASOTA FL LLC		472	87	16%	559
BAPTIST PRIMARY CARE	2	447	108	19%	557
DASCENA, INC	3	495	59	11%	557
CHILDRENS MEDICAL ASSOCIATION PA		495	60	11%	555
HEARTLAND PEDIATRICS OF LAKE WALES		499	55	10%	554
NORTH FL SOUTH GA HCS-LAKE CITY		543	10	2%	553
The Sands at South Beach		548	4	1%	552
RAINBOW PEDIATRIC CENTER PA		515	36	7%	551
HARBOUR HEALTH CENTER		535	16	3%	551
NEMOURS CHILDREN'S HOSPITAL		453	98	18%	551
VALENCIA HILLS HEALTH AND REHABILITATION CENTER		536	13	2%	549
AMERICA'S PHARMACY LLC		486	63	11%	549
Signature HealthCare Center of Waterford		516	32	6%	548
VILLA MARIA NURSING & REHAB CENTER INC	1	533	14	3%	548
VITAE DIAGNOSTICS		534	13	2%	547
PALMETTO FAMILY HEALTHCARE	1	351	194	36%	546
NCF DIAGNOSTICS & DNA TECHNOLOGIES	15	213	318	58%	546
COASTAL URGENT CARE		428	116	21%	544
VETERANS AFFAIRS MEDICAL CENTER - GAINESVILLE		3	541	99%	544
SHORE ACRES CARE CENTER		507	36	7%	543
DOCTORS CENTER,THE		432	111	20%	543
VETERANS AFFAIRS MEDICAL CENTER - BAY PINES		18	524	97%	542
SEMINOLE NURSING PAVILION		532	8	1%	540
FOUNTAIN MANOR HEALTH AND REHAB CENTER	1	517	20	4%	538
PALM GARDEN OF JACKSONVILLE	2	455	80	15%	537
CLARITY LABS		464	70	13%	534
RICARDO NAVARRO DO PA		459	73	14%	532
DOH - INDIAN RIVER		450	81	15%	531
MED FAST URGENT CARE CENTER		260	268	51%	528
MEDICAL CENTER CLINIC-IMMEDIATE CARE	1	423	104	20%	528
FLORIDA DEPARTMENT OF HEALTH IN CALHOUN COUNTY		398	129	24%	527



# COVID-19: testing by laboratory

Data through Mar 26, 2021 verified as of Mar 27, 2021 at 09:25 AM

Data in this report are provisional and subject to change.

The numbers in the table below represent the number of Florida and non-Florida residents for whom test results were received by the Department of Health. A person can be tested by more than one laboratory and can have both positive and negative results. **Therefore, the sum of the numbers in each column will be larger than the total number of people tested.**

Reporting lab	Inconclusive	Negative	Positive	Percent positive	Total
MICHAEL A MIDDLETON MD PA		501	25	5%	526
NEW YORK HOSPITAL LABORATORIES	1	509	12	2%	522
JACKSON MEMORIAL PERDUE MEDICAL CENTER		495	26	5%	521
MEMORIAL PEMBROKE 24/7 CARE CENTER		398	122	23%	520
UNIVERSITY OF TAMPA INC, THE		507	12	2%	519
The Manor at Blue Water Bay		456	60	12%	516
HOPE HOSPICE AND COMMUNITY SERVICES INC	14	483	19	4%	516
SIGNATURE HEALTHCARE OF BROOKWOOD GARDENS		510	6	1%	516
ARCPPOINTS LABS		450	66	13%	516
DXTERITY DIAGNOSTICS	2	480	32	6%	514
BHA CENTRAL COUNTY CLINIC		449	64	12%	513
MEDFAST URGENT CARE CENTERS		231	281	55%	512
WEST GABLES HEALTH CARE CENTER		502	10	2%	512
FLORIDA DEPARTMENT OF HEALTH CLAY COUNTY	1	413	98	19%	512
FIRST CHOICE PEDIATRICS		413	98	19%	511
RIVER GARDEN HEBREW HOME FOR THE AGED		456	55	11%	511
AFC URGENT CARE FAMILY CARE			510	100%	510
SOUTHERN OAKS CARE CENTER	1	472	37	7%	510
JACKSON MEMORIAL LONG TERM CARE CENTER		481	27	5%	508
ENZO CLINICAL LABS INC	3	479	25	5%	507
MANOR OAKS NURSING & REHAB CENTER	5	499	2	0%	506
INTERNAL MEDICINE & PEDIATRICS OF TAMPA BAY PA		436	70	14%	506
ST CLOUD REGIONAL MEDICAL CENTER CLINICAL LAB		394	111	22%	505
Good Samaritan Society Kissimmee Village		438	65	13%	503
RUSKIN HEALTH CENTER		299	203	40%	502
HEALTH CENTER AT BRENTWOOD	1	455	45	9%	501
BROWARD PARTNERSHIP	6	486	8	2%	500
QUOTIENT SCIENCES		486	14	3%	500
CLINICAL PATHOLOGY LABS		388	111	22%	499
HILLCREST HEALTH CARE & REHABILITATION CENTER	3	481	15	3%	499
FLORIDA HOSPITAL WAUCHULA		361	136	27%	497
CITRUS NURSING CENTER LLC		451	46	9%	497
STEWART SEBASTIAN RIVER MEDICAL CENTER		439	56	11%	495
THE PALACE AT HOMESTEAD	1	473	20	4%	494
WHITE WILSON MEDICAL CENTER PA - NAVARRE		377	117	24%	494
ASCEND CLINICAL	5	415	71	14%	491
CARENOW	2	277	212	43%	491
SANDBAY URGENT CARE		396	95	19%	491
AFC URGENT CARE TYRONE		2	489	100%	491
AFC URGENT CARE SEMINOLE			490	100%	490
SUSANNA WESLEY HEALTH CENTER		453	36	7%	489
MANOR AT CARPENTERS		456	32	7%	488
MILLER BIOCONNECT		441	47	10%	488
FLOMEDILAB		259	228	47%	487
NAPLES CHILDREN'S URGENT CARE		430	56	12%	486
FLO-MEDILAB SERVICES LLC		193	292	60%	485

# COVID-19: testing by laboratory

Data through Mar 26, 2021 verified as of Mar 27, 2021 at 09:25 AM

Data in this report are provisional and subject to change.

The numbers in the table below represent the number of Florida and non-Florida residents for whom test results were received by the Department of Health. A person can be tested by more than one laboratory and can have both positive and negative results. **Therefore, the sum of the numbers in each column will be larger than the total number of people tested.**

Reporting lab	Inconclusive	Negative	Positive	Percent positive	Total
ORLANDO HEALTH CENTER FOR REHABILITATION		470	14	3%	484
PARKLANDS FACILITY INC	4	438	42	9%	484
HERON POINTE HEALTH AND REHABILITATION	1	478	3	1%	482
BENTON PEDIATRICS INC		434	48	10%	482
NORTH FLORIDA RETIREMENT VILLAGE		479	2	0%	481
LIFEBRITE	2	273	206	43%	481
PALM GARDEN OF ORLANDO		446	33	7%	479
LAUDERDALE NURSING CENTER LLC	1	458	19	4%	478
HARTS HARBOR HEALTH CARE CENTER		457	21	4%	478
Quest Diag Unspecifd	1	319	157	33%	477
MOBILE MEDICAL ASSOCIATES PL	17	408	52	11%	477
FLORIDA HOSPITAL MEDICAL GROUP		280	196	41%	476
PW WINDERMERE SUBTENANT LLC		474	2	0%	476
Colonial Lakes Health Care		431	43	9%	474
MINUTECLINIC LLC, #10357		472	2	0%	474
NAVAL HOSPITAL - JACKSONVILLE		137	336	71%	473
PALM GARDEN OF OCALA		374	98	21%	472
LIFE CARE CENTER OF PALM BAY□		444	27	6%	471
SOLARIS HEALTHCARE OSCEOLA		447	24	5%	471
NURSING PLUS OF BROWARD LLC	1	451	19	4%	471
LITTLE PINE PEDIATRICS PLLC	3	409	58	12%	470
DBI HEALTH INC		454	15	3%	469
Palm Garden of Largo		464	4	1%	468
Cypress Cove Care Center		367	100	21%	467
SUNSHINE URGENT CARE LLC		318	148	32%	466
AFC URGENT CARE		116	350	75%	466
CARE ONE OF FLORIDA	1	318	146	31%	465
BROOKDALE PALMER RANCH	1	406	57	12%	464
CONSULATE HEALTH CARE OF BAYONET POINT	4	452	7	2%	463
ELLENTON PEDIATRICS		444	18	4%	462
THE PALACE MANAGEMENT - THE PALACE AT CORAL GABLES		458	3	1%	461
NEW YORK PRESBYTERIAN - CUMC CLINICAL		441	18	4%	459
VITAS LUTHERAN TOWERS INPATIENT PROGRAM		394	64	14%	458
MEDSCAN LABORATORY INC	1	242	214	47%	457
PALM GARDEN OF WINTER HAVEN	3	438	16	4%	457
HOSPICE OF THE FLORIDA SUNCOAST,THE		454	3	1%	457
Williston Care Center		395	61	13%	456
ANCIENT CITY PEDIATRICS	1	438	17	4%	456
ALTAMONTE MD		270	185	41%	455
CLARIDGE HOUSE NURSING CENTER		437	18	4%	455
ADVENTHEALTH EXPRESS CARE AT WALGREENS 49TH STREET		388	67	15%	455
ABBEY DELRAY		449	6	1%	455
BERNHARDT LABORATORIES	1	390	64	14%	455
NEW PLANT CITY FAMILY CARE	1	247	207	45%	455
FHMG FLORIDA HOSPITAL MEDICAL GROUP		413	39	9%	452
Q ANSWER LAB	1	392	59	13%	452

# COVID-19: testing by laboratory

Data through Mar 26, 2021 verified as of Mar 27, 2021 at 09:25 AM

Data in this report are provisional and subject to change.

The numbers in the table below represent the number of Florida and non-Florida residents for whom test results were received by the Department of Health. A person can be tested by more than one laboratory and can have both positive and negative results. **Therefore, the sum of the numbers in each column will be larger than the total number of people tested.**

Reporting lab	Inconclusive	Negative	Positive	Percent positive	Total
MAGNOLIA FAMILY URGENT CARE		408	43	10%	451
Solaris HealthCare Windermere		419	32	7%	451
MEDIPATH		29	420	94%	449
Ocala Health and Rehabilitation Center		426	21	5%	447
WELL-BEING MEDICAL CENTER PLLC		405	41	9%	446
GANDY CROSSING CARE CENTER	1	429	15	3%	445
ADVENT HEALTH - DELTONA ER		370	75	17%	445
DIAMOND RIDGE HEALTH AND REHABILITATION CENTER		422	22	5%	444
BROOKSVILLE HEALTHCARE CENTER LLC		431	13	3%	444
GOOD SAMARITAN CENTER		440	3	1%	443
Solaris Healthcare Daytona	2	394	47	11%	443
SMA SPECIALTY MEDICAL LAB		120	323	73%	443
NORTH FLORIDA REHABILITATION & SPECIALTY CARE		436	6	1%	442
STARKE FAMILY MEDICAL CENTER		353	89	20%	442
HEALTHY STEPS PEDIATRICS		394	47	11%	441
EMERITUS AT NAPLES	2	437	1	0%	440
ARTHREX MEDICAL CENTER	1	329	110	25%	440
EPN URGENT CARE		83	357	81%	440
ADDINGTON PLACE AT WELLINGTON GREEN		427	9	2%	436
PRO HEALTH		188	248	57%	436
ST ANDREWS BAY SKILLED NURSING &		374	61	14%	435
SOUTHERN LABORATORY SERVICES OF NWF		400	34	8%	434
APP-UNIPATH, LLC	2	416	15	3%	433
Darcy Hall Of Life Care		420	13	3%	433
Santa Rosa Center for Rehabilitation and Healing		360	71	16%	431
FLORIDA DEPT OF HEALTH IN BREVARD COUNTY	3	364	63	15%	430
AVECINA MEDICAL JULINGTON	1	240	189	44%	430
VITAS HEALTHCARE CORPORATION		424	5	1%	429
TIDEWELL HOSPICE INC	2	419	7	2%	428
ORLANDO VA MEDICAL CENTER			427	100%	427
ABBOTT DIAGNOSTICS		408	18	4%	426
MEMPHIS PATHOLOGY LABORATORY	4	401	20	5%	425
SOLARIS HEALTHCARE MERRITT ISLAND		384	41	10%	425
ADVENTHEALTH MEDICAL GROUP PROMPT CAR	1	304	119	28%	424
ROLLINS COLLEGE WELLNESS CENTER		130	293	69%	423
ASSOCIATESMD MEDICAL GROUP INC		362	60	14%	422
Bardmoor Oaks Healthcare and Rehabilitation Center		410	11	3%	421
LEHIGH REGIONAL MEDICAL CENTER LAB	2	372	47	11%	421
INDIAN RIVER CTR, LLC		370	50	12%	420
GARCIA CLINICAL LABORATORY		28	392	93%	420
BRISTOL AT TAMPA, THE	4	407	8	2%	419
AMEERAH LABS, LLC	2	334	83	20%	419
Manatee Springs Rehabilitation and Nursing Center		399	20	5%	419
MINUTE CLINIC INCORPORATE		398	20	5%	418
PINES OF SARASOTA		412	5	1%	417
CLERMONT HEALTH AND REHABILITATION CENTER		384	32	8%	416

# COVID-19: testing by laboratory

Data through Mar 26, 2021 verified as of Mar 27, 2021 at 09:25 AM

Data in this report are provisional and subject to change.

The numbers in the table below represent the number of Florida and non-Florida residents for whom test results were received by the Department of Health. A person can be tested by more than one laboratory and can have both positive and negative results. **Therefore, the sum of the numbers in each column will be larger than the total number of people tested.**

Reporting lab	Inconclusive	Negative	Positive	Percent positive	Total
Destin Healthcare and Rehabilitation Center	1	373	40	10%	414
ORCHARD PARK HEALTH & REHABILITATION		408	5	1%	413
PORT SAINT LUCIE HOSPITAL		403	9	2%	412
MINUTECLINIC LLC #3671		366	44	11%	410
SOLARIS HEALTHCARE BAYONET POINT		393	17	4%	410
FLORIDA DEPARTMENT OF HEALTH		360	49	12%	409
WATERMARK LAKE POINTE WOODS LLC		391	18	4%	409
MOOSEHAVEN HEALTH CENTER		370	38	9%	408
Timberridge Center for Rehabilitation and Healing		374	34	8%	408
QUALITOX LABORATORIES		229	178	44%	407
BAPTIST PRIMARY CARE, INC		378	28	7%	406
TREASURE COAST COMMUNITY HEALTH	3	337	66	16%	406
TIDE LABORATORIES		362	43	11%	405
THE SPRINGS AT BOCA CIEGA BAY		394	11	3%	405
PEDIATRICS BY THE SEA		388	17	4%	405
UNIVERSITY OF TAMPA STUDENT HEALTH AND SHC CLINICAL LABORATORY		249	156	39%	405
KINDRED HOSPITAL	10	376	18	4%	404
TRI-COUNTY NURSING AND REHABILITATION CENTER INC		389	15	4%	404
FLORIDA DEPARTMENT OF HEALTH IN LIBERTY COUNTY	3	305	96	24%	404
Consulate Health Care of North Fort Myers		390	12	3%	402
E-LAB OF FLORIDA		363	38	9%	401
Life Care Center of Punta Gorda	1	386	13	3%	400
PRINCIPLE LABORATORY	7	386	7	2%	400
CHAUTAUQUA REHABILITATION AND NURSING CENTER		389	10	3%	399
BONIFAY NURSING AND REHAB CENTER		369	30	8%	399
ADVENTHEALTH EXPRESS CARE AT		326	72	18%	398
HEALTHWORKS MED GROUP OF FLORIDA PA	3	386	8	2%	397
FAMILY CARE PARTNERS OF NORTHEAST FLORIDA LLC		323	74	19%	397
FLORIDA HOSPITAL HEARTLAND MED CTR LAKE PLACID		301	96	24%	397
SUNLAND MARIANNA COX MEDICAL CENTER		353	43	11%	396
BLOUNTSTOWN REHABILITATION CENTER LLC		290	106	27%	396
Bayside Care Center	1	374	20	5%	395
AYERS HEALTH & REHABILITATION CENTER		388	7	2%	395
MINI ER AND URGENT CARE		289	105	27%	394
DIAGNOSTIC & CLINICAL CARE SERVICES INC DBA		316	77	20%	393
VILLAGE DOCTORS OF KEYSTONE		312	81	21%	393
LIFE CARE PONTE VEDRA INC		382	9	2%	391
DIGNITY HEALING, LLC		374	15	4%	389
BARBER		13	376	97%	389
PALMS OF SEBRING		354	34	9%	388
ST PETERSBURG PEDIATRICS-PARK BLVD		353	34	9%	387
PruittHealth Panama City	1	319	64	17%	384
NATIONS BEST FAMILY HEALTH CARE		205	179	47%	384
UR MEDICINE LABS- CENTRAL LABORATORY		359	24	6%	383
SEASIDE HEALTH AND REHABILITATION CENTER		324	58	15%	382
PALM GARDEN OF WEST PALM BEACH□	4	363	15	4%	382

# COVID-19: testing by laboratory

Data through Mar 26, 2021 verified as of Mar 27, 2021 at 09:25 AM

Data in this report are provisional and subject to change.

The numbers in the table below represent the number of Florida and non-Florida residents for whom test results were received by the Department of Health. A person can be tested by more than one laboratory and can have both positive and negative results. **Therefore, the sum of the numbers in each column will be larger than the total number of people tested.**

Reporting lab	Inconclusive	Negative	Positive	Percent positive	Total
BROOKDALE PADDOCK HILLS	2	377	2	1%	381
PEDIATRIC ASSOCIATES OF OCALA PA		349	32	8%	381
AVANTE AT OCALA INC	2	347	31	8%	380
PLANT CITY PEDIATRICS	1	305	73	19%	379
LIFE CARE CENTER OF WINTER HAVEN		361	18	5%	379
BARTON HEALTH ALLIANCE	3	331	45	12%	379
SERENADES IN THE VILLAGES		325	53	14%	378
BAYA PHARMACY WEST		8	368	98%	376
SPECIALTY HEALTH AND REHABILITATION CENTER		350	25	7%	375
FAIR HAVENS CENTER, OPCO		367	7	2%	374
Stacey Health Care Centers Inc. dba Riverside Care Center		344	30	8%	374
ACCESS MEDICAL CENTER	1	344	29	8%	374
TRINITY REGIONAL REHAB CENTER		359	15	4%	374
FLORIDA HEART & VASCULAR MULTISPECIALTY GROUP PA		275	98	26%	373
Life Care Center of Ocala		304	69	18%	373
MANOR CARE OF BOYNTON BEACH LLC		349	24	6%	373
ST PETERSBURG PEDIATRICS-SEMINOLE BLVD		306	66	18%	372
FAMILY EXPRESS URGENT CARE		5	367	99%	372
HENDRY REGIONAL MEDICAL CENTER		107	265	71%	372
WELL HEALTH WORKS	1	329	41	11%	371
BROOKDALE LAKE TAVARES		365	6	2%	371
URGENT CARE BETHESDA	1	318	52	14%	371
HARDEE MANOR HEALTH CARE CENTER	1	366	3	1%	370
SEA BREEZE REHAB AND NURSING CENTER		361	9	2%	370
INFORM DIAGNOSTICS		360	9	2%	369
UNIVERSITY OF CENTRAL FLORIDA HEALTH SERVICES		361	8	2%	369
ADVENT HEALTH - TAMPA		148	220	60%	368
HCSO OCCUPATIONAL HEALTH AND WELLNESS CENTER		291	76	21%	367
TRENTON MEDICAL CENTER INC DBA PALMS MEDICAL GROUP	4	270	93	25%	367
HEALTH PARK CARE CENTER		362	4	1%	366
SIGNATURE HEALTHCARE OF NORTH FLORIDA		362	4	1%	366
SOLARIS HEALTHCARE PARKWAY	2	345	17	5%	364
VETERANS AFFAIRS MEDICAL CENTER - LAKE CITY		52	312	86%	364
AMBULATORY SURGERY CENTER OF BOCA RATON LTD		360	4	1%	364
HEALTH CENTRAL PARK		297	66	18%	363
ORCHARD RIDGE CARE AND REHABILITATION CENTER		343	19	5%	362
ADVENT HEALTH - WESTCHASE ER		310	49	14%	359
ONESTOP MEDICAL AND URGENT CARE LLC		312	47	13%	359
SANFORD LABORATORIES		332	26	7%	358
HAINES CITY REHABILITATION AND NURSING CENTER		334	24	7%	358
VILLAGE DOCTORS FAMILY MEDICAL CENTER OF		294	64	18%	358
SUN COUNTRY PEDIATRICS PLLC	9	317	31	9%	357
SABAL DIRECT PRIMARY CARE, PA		296	61	17%	357
Bay Breeze Senior Living and Rehabilitation Center		304	53	15%	357
HARDEE COUNTY HEALTH DEPARTMENT		286	70	20%	356
MEDLAB DIAGNOSTICS, LLC		328	28	8%	356

# COVID-19: testing by laboratory

Data through Mar 26, 2021 verified as of Mar 27, 2021 at 09:25 AM

Data in this report are provisional and subject to change.

The numbers in the table below represent the number of Florida and non-Florida residents for whom test results were received by the Department of Health. A person can be tested by more than one laboratory and can have both positive and negative results. **Therefore, the sum of the numbers in each column will be larger than the total number of people tested.**

Reporting lab	Inconclusive	Negative	Positive	Percent positive	Total
WHITE-WILSON MEDICAL CENTER - NICEVILLE		315	40	11%	355
TUSKAWILLA NURSING AND REHAB CENTER	2	345	7	2%	354
ATLANTIC SHORES NURSING AND REHAB CENTER	1	343	10	3%	354
MANORCARE HEALTH SERVICES - VENICE		298	55	16%	353
MY CLINICAL LAB		224	129	37%	353
URGENT CARE EXPRESS LLC		41	311	88%	352
VILLAGE AT VIENNA SQUARE,THE	6	329	17	5%	352
MEDFAST URGENT CARE CENTER		122	230	65%	352
Palmetto Subacute Care Center		341	11	3%	352
Parkview Rehabilitation Center at Winter Park		342	10	3%	352
CORAL BAY HEALTHCARE AND REHABILITATION	1	338	12	3%	351
OCEAN VIEW NURSING AND REHAB CENTER		334	17	5%	351
BAYSHORE DIAGNOSTICS		310	41	12%	351
TAMARAC REHABILITATION & HEALTH CENTER		347	4	1%	351
ADVENT HEALTH - TIMBERRIDGE ER		297	53	15%	350
HOLISTIX TREATMENT CENTERS		339	10	3%	349
COLOR GENOMICS, INC.	2	341	6	2%	349
BAY VILLAGE OF SARASOTA INC		346	3	1%	349
Marshall Health and Rehabilitation Center		300	49	14%	349
BRIDGEWATER PARK HEALTH AND REHAB		316	30	9%	346
EXCEL PEDIATRICS		294	52	15%	346
HEALTH DESIGNS		332	14	4%	346
ARCPPOINT LABS OF SARASOTA MANATEE		266	79	23%	345
FL HUD DESTIN, LLC D/B/A GRAND BOULEVARD HEALTH		306	39	11%	345
WALGREENS 3173		315	30	9%	345
AVANTE AT MT DORA		338	6	2%	344
USAFSAM/PHE		174	170	49%	344
SPRINGTREE REHAB & HEALTH CARE CENTER		318	24	7%	342
CORAL TRACE HEALTH CARE	2	335	5	1%	342
FAIRWAY OAKS CENTER LLC	6	330	6	2%	342
ADVENT HEALTH CENTRA CARE - PALM COAST		80	261	77%	341
CRONOS CLINICAL LABORATORY	22	227	91	27%	340
JAMES A HALEY VETERANS HOSPITAL			340	100%	340
SAMANTHA WILSON CARE CENTER	4	325	10	3%	339
SELECT REFERENCE LABORATORIES, LLC	1	326	12	4%	339
MEDICAL CENTER AT OCEAN REEF,THE		321	17	5%	338
Coastal Health and Rehabilitation Center		327	11	3%	338
AVANTE AT LEESBURG INC		335	2	1%	337
KISSIMMEE FACILITY OPERATIONS LLC		311	24	7%	335
BAPTIST PRIMARY CARE INC	1	309	25	7%	335
AZALEA TRACE PHYSICIAN SERVICES		331	4	1%	335
PENSACOLA PEDIATRICS, PA		318	17	5%	335
AVENTURA REHAB AND NURSING CENTER		319	15	4%	334
ELMHURST HOSPITAL CENTER	1	305	28	8%	334
NORTH PINELLAS STATMED QUICK QUALITY CLINICS		236	97	29%	333
EMERALD COAST PEDIATRICS & ADOL		298	35	11%	333

# COVID-19: testing by laboratory

Data through Mar 26, 2021 verified as of Mar 27, 2021 at 09:25 AM

Data in this report are provisional and subject to change.

The numbers in the table below represent the number of Florida and non-Florida residents for whom test results were received by the Department of Health. A person can be tested by more than one laboratory and can have both positive and negative results. **Therefore, the sum of the numbers in each column will be larger than the total number of people tested.**

Reporting lab	Inconclusive	Negative	Positive	Percent positive	Total
FLORIDA HEALTH CARE PLANS			333	100%	333
24/7 PEDIATRIC CARE CENTERS INC		312	20	6%	332
ELMCROFT PINECREST	1	307	23	7%	331
LAKE EUSTIS HEALTH AND REHABILITATION CENTER		323	8	2%	331
Life Care Center at Inverrary		321	9	3%	330
MIDWAY SPECIALTY CARE CENTER	3	213	114	35%	330
Life Care Center at Wells Crossing		309	21	6%	330
PEDIATRIC HEALTH CARE ALLIANCE, PA		295	34	10%	329
ROSEWOOD HEALTH AND REHABILITATION CENTER		306	21	6%	327
RIVERS FAMILY MEDICINE PA		245	81	25%	326
HOLIDAY CVS LLC DBA CVS/PHARMACY #0440		316	10	3%	326
SOUTHWEST ORLANDO FAMILY MEDICINE, PL		273	53	16%	326
SILVER CREEK SENIOR LIVING COMMUNITY		321	5	2%	326
PIONEER CLINICAL LAB, LLC		212	113	35%	325
OKEECHOBEE COUNTY HEALTH DEPT	1	231	93	29%	325
COMMUNITY HEALTH AND REHABILITATION CENTER		263	62	19%	325
LabCorp (Non-Interfaced)	1	127	196	60%	324
ENCOMPASS HEALTH REHABILITATION HOSPITAL OF SUNRISE	8	309	6	2%	323
ARGO SENIOR LIVING AT HAVERHILL		303	20	6%	323
PALM BEACH PEDIATRICS PA	2	282	39	12%	323
KENNEDY PAIN CLINIC GROUP LLC		289	33	10%	322
PALMS REHABILITATION AND HEALTHCARE CENTER		284	38	12%	322
DELTONA HEALTH CARE		298	24	7%	322
BEAR CREEK NURSING CENTER		316	5	2%	321
The Care Center at Pinellas Park	1	312	8	2%	321
TAVARES PEDIATRICS		269	51	16%	320
ESTERO ISLAND MEDICAL CENTER		255	65	20%	320
GOOD SAMARITAN SOCIETY-DAYTONA		298	21	7%	319
JACKSON PLAZA NURSING & REHAB CENTER	6	306	7	2%	319
PruittHealth Santa Rosa		225	94	29%	319
BIOCEPT		296	22	7%	318
KEY WEST HEALTH AND REHAB	1	309	8	3%	318
Solaris Healthcare Lake Bennet		282	36	11%	318
LASER & SURGERY CENTER OF THE PALM BEACHES		315	2	1%	317
REHABILITATION CENTER OF LAKE CITY, THE		288	28	9%	316
MY HEALTHY BLUEPRINT BY BAPTIST HEALTH CARE		263	52	17%	315
ADVANCED AMBULATORY SURGERY CENTER		302	13	4%	315
PHYSICIANS REGIONAL WALK-IN		190	125	40%	315
ST LUCIE EMPLOYEE HEALTH & WELLNESS CENTER		308	6	2%	314
MEDEXPRESS LUTZ		3	311	99%	314
GENESIS MEDICAL LABORATORY MIAMI FL.		83	230	73%	313
JACKSONVILLE KIDS PEDIATRICS, PLLC		278	35	11%	313
AVELLINO LAB USA, INC	1	299	12	4%	312
FAMILY CARE PARTNERS OF NE FLORIDA LLC		240	72	23%	312
Life Care Center of Sarasota		298	13	4%	311
SIGNATURE HEALTHCARE AT THE COURTYARD		264	47	15%	311

# COVID-19: testing by laboratory

Data through Mar 26, 2021 verified as of Mar 27, 2021 at 09:25 AM

Data in this report are provisional and subject to change.

The numbers in the table below represent the number of Florida and non-Florida residents for whom test results were received by the Department of Health. A person can be tested by more than one laboratory and can have both positive and negative results. **Therefore, the sum of the numbers in each column will be larger than the total number of people tested.**

Reporting lab	Inconclusive	Negative	Positive	Percent positive	Total
REGENTS PARK OF BOCA RATON		308	3	1%	311
Avante at Inverness		308	3	1%	311
Heartland Healthcare of Ft. Myers	1	308	1	0%	310
AMERICAN FINNISH NURSING HOME	2	300	8	3%	310
FRICKS PHARMACY		247	63	20%	310
ST CATHERINE'S WEST REHABILITATION HOSPITAL		296	13	4%	309
HOLLEY NAVARRE MEDICAL CLINIC		231	78	25%	309
ST JUDE CHILDREN'S RESEARCH HOSPITAL		293	15	5%	308
ROSEN MEDICAL CENTER		265	41	13%	306
HEATHER HILL HEALTHCARE CENTER		260	46	15%	306
LAKELAND REGIONAL HEALTH SYSTEMS INC		39	266	87%	305
SAINTS 120 LLC	1	270	34	11%	305
Solaris Healthcare Coconut Creek		299	6	2%	305
LUTHERAN HAVEN		296	9	3%	305
ST JAMES HEALTH AND REHABILITATION CENTER		220	85	28%	305
CLARE BRIDGE ORMOND BEACH	1	303			304
DEPARTMENT OF HEALTH BUREAU OF FAMILY		297	6	2%	303
HOMESTEAD MANOR	2	260	41	14%	303
CHEEK AND SCOTT DRUGS INC		251	51	17%	302
MANORCARE AT LELY PALMS		297	5	2%	302
MANOR CARE OF NAPLES FL LLC		297	3	1%	300
BOCA BIOLISTICS REFERENCE LABORATORY	2	185	112	37%	299
WIMAUMA COMMUNITY HEALTH CENTER		242	57	19%	299
LA MER NH LLC		293	5	2%	298
OSPREY LODGE		238	59	20%	297
BUENA VISTA URGENT CARE		264	33	11%	297
BROOKDALE DESTIN		284	12	4%	296
CROSS POINTE CARE CENTER	2	288	6	2%	296
HUNT CLUB PEDIATRIC ASSOCIATES, P.A.		254	41	14%	295
LAKE PARK OF MADISON		284	11	4%	295
TALLAHASSEE NHHI LLC	1	267	27	9%	295
BAY COUNTY SHERIFFS OFFICE JAIL FACILITY		249	45	15%	294
Avante at Orlando	1	286	6	2%	293
CONSULATE HEALTH CARE OF SAFETY HARBOR		286	7	2%	293
The Grove Health and Rehabilitation		270	23	8%	293
NORTHWEST MEDICAL CENTER CLINICAL LABORATORY		175	118	40%	293
CHURCH OF SCIENTOLOGY FLAG SERVICE ORGANIZATION		290	3	1%	293
LONGWOOD FAMILY PRACTICE		224	69	24%	293
DAYTONA BEACH HEALTH AND REHAB CENTER		290	2	1%	292
Avante at St Cloud, Inc.		283	8	3%	291
BIOIQ		243	48	16%	291
SILVERCREST HEALTH AND REHABILITATION CENTER	3	280	8	3%	291
ARCPPOINT LABS OF ST PETERSBURG		205	85	29%	290
PEDIATRICS IN BREVARD PA		236	53	18%	289
AMERICAN HEALTH ASSOCIATES INC	1	270	18	6%	289
AUBURN UNIVERSITY MEDICAL CLINIC		227	62	21%	289



# COVID-19: testing by laboratory

Data through Mar 26, 2021 verified as of Mar 27, 2021 at 09:25 AM

Data in this report are provisional and subject to change.

The numbers in the table below represent the number of Florida and non-Florida residents for whom test results were received by the Department of Health. A person can be tested by more than one laboratory and can have both positive and negative results. **Therefore, the sum of the numbers in each column will be larger than the total number of people tested.**

Reporting lab	Inconclusive	Negative	Positive	Percent positive	Total
PALM GARDEN OF GAINESVILLE	2	285	2	1%	289
RULEME CENTER	2	260	26	9%	288
LODGE HEALTH AND REHABILITATION CENTER, THE		256	32	11%	288
AVON PARK PEDIATRICS INC	3	257	27	9%	287
HOSPICE OF LAKE & SUMTER INC	1	280	6	2%	287
ACCURATE DIAGNOSTIC LABS, INC		270	17	6%	287
FLORIDA KEYS PEDIATRICS & ADOLESCENT CENTER		271	16	6%	287
TIERRA PINES CENTER		274	12	4%	286
FLETCHER HEALTH AND REHABILITATION CENTER		284	1	0%	285
DOCTORS MEMORIAL HOSPITAL		155	130	46%	285
W FRANK WELLS NURSING HOME		255	28	10%	283
AURORA DIAGNOSTICS BERNHARDT LABORATORIES PATHOLOGY SERVICE		190	93	33%	283
WHITE WILSON MEDICAL IMMEDIATE CARE NICEVILLE		65	217	77%	282
BAYA POINTE NURSING AND REHABILITATION		197	83	30%	280
SARAPATH DIAGNOSTICS		156	123	44%	279
VILLAGE PLACE NH LLC		255	24	9%	279
Sunset Point Center		275	4	1%	279
PERSONALIZED GENETIC TESTING	1	183	95	34%	279
renaissance health and rehabilitation center		259	19	7%	278
Solaris HealthCare Imperial		270	8	3%	278
BOULEVARD REHABILITATION CENTER		264	14	5%	278
DAVID SCOTT MADWAR MD PA		251	27	10%	278
CENTERSTONE OF FLORIDA		257	21	8%	278
WESTCHESTER GARDENS LIMITED PARTNERSHIP		272	6	2%	278
HARBOURWOOD	1	272	4	1%	277
PRUITT HEALTH-SANTA ROSA		275	2	1%	277
Crossbreeze care center	1	274	2	1%	277
CYPRESS COVE		270	6	2%	276
Rehabilitation Center for Park Place LLC		265	11	4%	276
Concordia Village of Tampa AL		271	5	2%	276
VILLAGES REGIONAL HOSPITAL SURGERY CENTER LLC, THE		218	58	21%	276
STATMED QUICK QUALITY CLINIC AT NORTH PINELLAS		66	208	76%	274
Glades West Rehabilitation and Nursing Center		266	8	3%	274
RITECARE MEDICAL CENTER		197	76	28%	273
HAVEN OF OUR LADY OF PEACE INC		264	8	3%	272
NASSAU COUNTY JAIL		229	43	16%	272
FOUNTAIN INN NURSING & REHABILITATION CTR, INC		265	6	2%	271
STERLING HOUSE OF DELAND		270	1	0%	271
CHIPOLA HEALTH AND REHAB		253	17	6%	270
USA HEALTH UNIVERSITY HOSPITAL CLINICAL LABORATORY	1	259	10	4%	270
Premier Place at The Glenview		260	9	3%	269
EPWORTH VILLAGE RETIREMENT COMMUNITY		263	6	2%	269
VETERANS AFFAIRS MEDICAL CENTER - MIAMI		2	267	99%	269
ADVENT HEALTH CARE CENTER	9	246	13	5%	268
PROTEUS MOLECULAR AND CLINICAL LAB	1	155	112	42%	268
ADVENT HEALTH CENTRA CARE - ORMOND BEACH		113	155	58%	268

# COVID-19: testing by laboratory

Data through Mar 26, 2021 verified as of Mar 27, 2021 at 09:25 AM

Data in this report are provisional and subject to change.

The numbers in the table below represent the number of Florida and non-Florida residents for whom test results were received by the Department of Health. A person can be tested by more than one laboratory and can have both positive and negative results. **Therefore, the sum of the numbers in each column will be larger than the total number of people tested.**

Reporting lab	Inconclusive	Negative	Positive	Percent positive	Total
BRENTWOOD RETIREMENT COMMUNITY	5	232	31	12%	268
PAVILION FOR HEALTHCARE, THE		265	2	1%	267
FLORIDA ATLANTIC UNIVERSITY STUDENT HEALTH		226	41	15%	267
West Melbourne Health and Rehabilitation Center		266	1	0%	267
LUIS A GHIGLINO MD PA		258	9	3%	267
WESTWOOD HEALTHCARE SNF		220	46	17%	266
Vi at Lakeside Village Skilled Nursing		254	12	5%	266
RIVERWOOD HEALTH NH LLC		227	39	15%	266
METROPOLITAN HOSPITAL CENTER		258	7	3%	265
SERANADES BY SONATA WEST ORANGE		236	29	11%	265
RENAISSANCE AT THE TERRACES		264	1	0%	265
MACCLENNY NURSING AND REHAB		247	18	7%	265
Surrey Place Healthcare and Rehabilitation		262	2	1%	264
DE LUNA HEALTH AND REHABILITATION CENTER		240	23	9%	263
CHIPOLA MEDICAL ASSOCIATES, LLC		186	76	29%	262
Chatsworth at PGA National, LLC		250	12	5%	262
BROWARD NURSING & REHABILITATION CTR	8	240	14	5%	262
ARBOR FACILITY INC		260	2	1%	262
ABBOTT LABORATORIES		166	94	36%	260
CLIFFORD CHESTER SIMS VA NURSING HOME		251	9	3%	260
FIRST CHOICE PRIMARY CARE		207	52	20%	259
CONSULATE HEALTHCARE OF KISSIMMEE		247	12	5%	259
FLORIDA STATE HOSPITAL CLINICAL LABORATORY		256	2	1%	258
AZALEA TRACE		245	13	5%	258
THE VILLAGES REGIONAL HOSPITAL FREESTANDING		232	26	10%	258
ALLIANCE PEDIATRICS PA		253	5	2%	258
FLORIDA WOMAN CARE LABORATORY LLC		232	26	10%	258
LAKESIDE NEUROLOGIC		248	10	4%	258
PENSACOLA PEDIATRICS - PACE		243	12	5%	255
ADVENT HEALTH - ORLANDO		194	60	24%	254
MARTIN MEMORIAL MEDICAL CENTER LAB		128	126	50%	254
PONTE VEDRA GARDENS		252	1	0%	253
SHELL POINT VILLAGE MEDICAL CENTER		246	7	3%	253
WASHINGTON REHAB AND NURSING		243	10	4%	253
Solaris Senior Living North Naples ALF		244	9	4%	253
PARTICLE THEORY LABS		230	22	9%	252
BOND CLINIC, PA		185	67	27%	252
AMELIA MEDICAL CARE		102	150	60%	252
JACKSONVILLE UNIVERSITY	1	237	13	5%	251
FAMILY MEDICAL CARE OF PALM BEACH		190	60	24%	250
FORT MYERS REHABILITATION AND NURSING CENTER		224	26	10%	250
MIAMI JEWISH HEALTH SYSTEMS, INC	4	237	9	4%	250
Cross Gardens Care Center		249	1	0%	250
ST MARK VILLAGE	1	243	5	2%	249
BUREAU OF CLINICAL LABORATORIES		208	41	16%	249
NORTH FLORIDA PEDIATRICS - MARIANNA		210	39	16%	249

# COVID-19: testing by laboratory

Data through Mar 26, 2021 verified as of Mar 27, 2021 at 09:25 AM

Data in this report are provisional and subject to change.

The numbers in the table below represent the number of Florida and non-Florida residents for whom test results were received by the Department of Health. A person can be tested by more than one laboratory and can have both positive and negative results. **Therefore, the sum of the numbers in each column will be larger than the total number of people tested.**

Reporting lab	Inconclusive	Negative	Positive	Percent positive	Total
LORI MCAULIFFE MD PA		218	31	12%	249
CITY OF PORT SAINT LUCIE		228	20	8%	248
CARRINGTON PLACE OF ST PETE LLC		242	6	2%	248
KR at Hillsborough Lakes/Lutz Healthcare		237	10	4%	247
AVECINA MOBILE		121	125	51%	246
HEARTLAND PEDIATRICS OF LAKE PLACID PA	1	215	30	12%	246
EDGEWATER AT WATERMAN VILLAGE,THE		231	15	6%	246
Heritage Healthcare at Tallahassee		239	7	3%	246
ADVENTHEALTH EXPRESS CARE AT WESLEY CH		218	28	11%	246
TERRACES OF LAKE WORTH CARE CENTER□		233	12	5%	245
ROSEWOOD HEALTHCARE & REHABILITATION CENTER		239	6	2%	245
BAYVIEW CENTER		240	5	2%	245
WALGREENS 10670		214	31	13%	245
CONEY ISLAND HOSPITAL		237	7	3%	244
MALABAR/ADVENT CENTRA CARE		48	196	80%	244
BHA TITUSVILLE CLINIC		229	15	6%	244
Chatham Glen Healthcare and Rehabilitation Center		236	8	3%	244
FLORIDA CLINICAL LABORATORY-BIOREFERENCE LABORATORIES		92	151	62%	243
APLS SERVICES LLC D/B/A CLEAR DIAGNOSTICS	12	229	2	1%	243
ARCHER HEALTH VENTURES, LLC		217	25	10%	242
SUNCOAST URGENT CARE		185	57	24%	242
LAKEVIEW INTERNAL MEDICINE		182	59	24%	241
UCC - WELLINGTON		3	238	99%	241
GOOD SAMARITAN CARES		236	5	2%	241
University Crossing		241			241
HOMESTEAD VILLAGE		229	11	5%	240
FELLOWSHIP HOME AT THE FAIRWAY LLC		233	7	3%	240
CONCIMED LLC		217	23	10%	240
CLARE BRIDGE OF SARASOTA		238	2	1%	240
PALM GARDEN OF AVENTURA		236	3	1%	239
ORANGE COUNTY HEALTH DEPT		228	11	5%	239
WHITE WILSON MEDICAL CENTER IMMEDIATE CARE		131	108	45%	239
AMERICAN HOUSE SENIOR LIVING		189	50	21%	239
TGH		1	237	100%	238
Consulate Health Care of St. Petersburg		230	7	3%	237
ST AUGUSTINE HEALTH & REHAB CENTER		235	1	0%	236
JACKSONVILLE VA UNIVERSITY OPC	4	225	7	3%	236
220 GOLDEN, LLC	1	219	16	7%	236
SEAVIEW NURSING AND REHABILITATION CENTER		227	9	4%	236
ARDEN COURTS OF TAMPA□	2	229	5	2%	236
OAK HAMMOCK AT THE UNIVERSITY OF FLORIDA		229	6	3%	235
AFTER HOURS PEDIATRICS INC	1	1	233	99%	235
REGENTS PARK AT AVENTURA		221	14	6%	235
BAY TREE CARE AND REHABILITATION CENTER		197	38	16%	235
ATLANTIC URGENT CARE		155	78	33%	233
MANDARIN PEDIATRICS		210	22	9%	232

# COVID-19: testing by laboratory

Data through Mar 26, 2021 verified as of Mar 27, 2021 at 09:25 AM

Data in this report are provisional and subject to change.

The numbers in the table below represent the number of Florida and non-Florida residents for whom test results were received by the Department of Health. A person can be tested by more than one laboratory and can have both positive and negative results. **Therefore, the sum of the numbers in each column will be larger than the total number of people tested.**

Reporting lab	Inconclusive	Negative	Positive	Percent positive	Total
HOLISTIC PEDIATRICS GROUP LLC		210	21	9%	231
ManorCare Health Services-Palm Harbor	1	229	1	0%	231
PALM BEACH COUNTY FIREFIGHTERS HEALTH CLINIC, LLC		189	41	18%	230
LYNN HAVEN SPORTS COMPLEX-WALKON CLINIC		21	209	91%	230
Lake Port Square Health Center		212	17	7%	229
POMPANO REHABILITATION AND NURSING CTR		229			229
ST ANTHONYS REHABILITATION HOSPITAL	9	218	2	1%	229
MIAMI CEREBRAL PALSY RESIDENTIAL		227	1	0%	228
PBC FIREFIGHTER BENEFIT FUND WELLNESS CENTER		186	41	18%	227
AVANTE AT ORMOND BEACH INC		221	6	3%	227
Lakewood Nursing Center		197	29	13%	226
SAMIR EBEID MD		203	23	10%	226
PARKS HEALTHCARE & REHABILITATION CTR	4	211	11	5%	226
MADISON FACILITY INC		224	1	0%	225
EDGEWOOD NURSING CENTER		216	9	4%	225
CCS - JOSEPH V CONTE		223	2	1%	225
THE RESIDENCE AT TIMBER PINES	4	195	25	11%	224
BARTRAM CROSSING		224			224
DISCOVERY VILLAGE AT MELBOURNE		196	27	12%	223
LCS SANDHILL COVE LLC DBA	6	208	9	4%	223
LEHIGH VALLEY GENOMICS			223	100%	223
ASCENSION MEDICAL GROUP		5	218	98%	223
WIREGRASS DIRECT PRIMARY CARE PLLC		190	33	15%	223
PINNACLES PEDS CARE PA		222			222
FORT PIERCE HEALTH CARE		215	7	3%	222
SURREY PLACE CARE CENTER		216	6	3%	222
VI AT BENTLEY VILLAGE HOME CARE		221	1	0%	222
NORTH FLORIDA PEDIATRICS PA - DUVAL		193	29	13%	222
Orchid Cove at Sarasota		221	1	0%	222
PADDOCK RIDGE		218	3	1%	221
CONCORD LIFE SCIENCES LLC	2	201	17	8%	220
MARTIN ACQUISITION 1 LLC DBA		206	14	6%	220
Signature healthcare of Jacksonville		215	5	2%	220
CORAL REEF NURSING & REHABILITATION CENTER		213	6	3%	219
ANGELS DIAGNOSTIC GROUP		174	45	21%	219
HOSPICE OF ST FRANCIS INC		212	7	3%	219
EVENT MED SERVICES LABORATORY		214	5	2%	219
Boynton Beach Rehabilitation Center	2	213	4	2%	219
WOOD LAKE HEALTH AND REHABILITATION CENTER		219			219
JUPITER MEDICAL CENTER URGENT CENTER		177	41	19%	218
ADVENT HEALTH CENTRA CARE - DAYTONA BEACH		94	124	57%	218
NSPIRE HEALTHCARE LAUDERHILL		212	6	3%	218
ST. CLOUD REGIONAL MEDICAL CENTER		199	18	8%	217
LAKE PORT SQUARE		200	17	8%	217
THE MANOR AT CARPENTERS		185	32	15%	217
ADVENT HEALTH - LAKE NONA		188	29	13%	217

# COVID-19: testing by laboratory

Data through Mar 26, 2021 verified as of Mar 27, 2021 at 09:25 AM

Data in this report are provisional and subject to change.

The numbers in the table below represent the number of Florida and non-Florida residents for whom test results were received by the Department of Health. A person can be tested by more than one laboratory and can have both positive and negative results. **Therefore, the sum of the numbers in each column will be larger than the total number of people tested.**

Reporting lab	Inconclusive	Negative	Positive	Percent positive	Total
CORAL GABLES NURSING & REHABILITATION CENTER		206	10	5%	216
BROOKDALE ATRIM WAY		210	6	3%	216
COLONY CLUB ALF,THE	1	202	13	6%	216
LAKESIDE HEALTH CENTER		216			216
DOCTORS MEMORIAL FAMILY MEDICINE	2	148	66	31%	216
VETERANS AFFAIRS ORLANDO VA MEDICAL CENTER			216	100%	216
SUPERIOR RESIDENCES OF PANAMA CITY BEACH		209	6	3%	215
CHILDREN MED CARE INC		182	33	15%	215
OAKBROOK HEALTH AND REHABILITATION CENTER	1	200	14	7%	215
GATEWAY/ADVENT CENTRA CARE	1	24	190	88%	215
EXPERTUS LABORATORIES INC		142	73	34%	215
ELLENTON PEDIATRICS PA		200	14	7%	214
BORLAND GROOVER CLINIC	1	176	37	17%	214
ST VINCENT'S AMBULATORY CARE INC DBA	2	181	31	14%	214
KEY LARGO - LARGO CARGO		193	21	10%	214
BLOCK, NATION, CHASE, AND SMOLEN FAMILY MEDICINE		157	57	27%	214
INN AT ASTON GARDENS, THE		205	8	4%	213
MORSELIFE MEMORY CARE RESIDENCE		204	9	4%	213
IMA MEDICAL GROUP		145	68	32%	213
Avante at Lake Worth, Inc.		211	2	1%	213
Consulate Healthcare of West Palm Beach		197	16	8%	213
POCONO MEDICAL CENTER		212			212
LIFE CARE CENTER OF PORT ST. LUCIE		200	12	6%	212
San Jose Health & Rehabilitation		206	6	3%	212
Bayside Health and Rehabilitation		181	31	15%	212
CONSULATE HEALTH CARE OF WINTER HAVEN		209	3	1%	212
MACTOWN, INC		209	2	1%	211
SUNRISE DIAGNOSTIC LABORATORY		158	53	25%	211
BODYK		207	4	2%	211
FLAGLER COUNTY DETENTION CENTER		199	12	6%	211
HEALTH FIRST - HOLMES REGIONAL MEDICAL CENTER		32	178	85%	210
Royal Oaks Nursing and Rehab		209	1	0%	210
BAY VUE NURSING AND REHABILITATION CENTER		200	10	5%	210
GOOD SAMARITAN SOCIETY OF DELAND		199	11	5%	210
DOS OF NORTH SHORES NURSING & REHAB CENTER		210			210
GUEST HOUSE OCALA, THE		204	6	3%	210
CCS - PAUL REIN DETENTION FACILITY		144	66	31%	210
Whispering Oaks	11	175	23	11%	209
SPRINGS AT LAKE POINTE WOODS		207	2	1%	209
Taylor Care Center		204	5	2%	209
THE PALACE NURSING AND REHABILITATION CENTER		209			209
SANDY PINES	2	188	19	9%	209
Nspire Health Care Kendall		199	10	5%	209
PALMS MEDICAL GROUP HIGH SPRINGS		174	34	16%	208
FULGENT GENETICS	2	166	40	19%	208
Flagler Health and Rehabilitation		205	3	1%	208

# COVID-19: testing by laboratory

Data through Mar 26, 2021 verified as of Mar 27, 2021 at 09:25 AM

Data in this report are provisional and subject to change.

The numbers in the table below represent the number of Florida and non-Florida residents for whom test results were received by the Department of Health. A person can be tested by more than one laboratory and can have both positive and negative results. **Therefore, the sum of the numbers in each column will be larger than the total number of people tested.**

Reporting lab	Inconclusive	Negative	Positive	Percent positive	Total
SOLARIS SENIOR LIVING VERO BEACH		200	8	4%	208
ST PETERSBURG PEDIATRICS-EAST BAY	1	171	34	17%	206
PATHWAY PHARMACY		172	34	17%	206
MATHISON RETIREMENT COMMUNITY, INC	1	196	8	4%	205
Cross Terrace REhabilitation		203	2	1%	205
PINELLAS CARE CENTER		171	34	17%	205
Sunnyside Nursing Home		202	3	1%	205
QUICK CARE MED LLC	1	152	52	25%	205
FLORIDA HEALTH CARE PLAN INC		2	202	99%	204
DISCOVERY VILLAGE AT NAPLES		187	17	8%	204
PCB CLINIC		159	45	22%	204
ARDEN COURTS OF SEMINOLE		163	41	20%	204
BROOKDALE OF SPRING HILL	9	192	2	1%	203
GLENRIDGE ON PALMER RANCH,THE		195	8	4%	203
STERLING HOUSE OF WINTER HAVEN		200	3	1%	203
PATHGROUP LABS LLC		97	105	52%	202
JUPITER MEDICAL CENTER URGENT CARE - STUART		151	51	25%	202
POLK COUNTY HEALTH DEPARTMENT		178	24	12%	202
ADVENT HEALTH CENTRA CARE - APOPKA NORTH		172	30	15%	202
ST JOSEPH'S HOSPITAL LABORATORY			201	100%	201
The Waterford		198	3	1%	201
Governors Creek Health and Rehabilitation	1	198	2	1%	201
ADVANCED MEDICAL GROUP		1	200	100%	201
VAMC WEST PALM LAB		5	196	98%	201
CONSULATE HEALTH CARE OF MELBOURNE		196	5	2%	201
BOCA RATON REHABILITATION CENTER	4	192	4	2%	200
HERITAGE HEALTHCARE AND REHABILITATION CENTER		195	5	3%	200
PALM HARBOR FAMILY PRACTICE & WALK-IN		153	47	24%	200
ADVENT HEALTH - CARROLLWOOD	4	169	26	13%	199
SOUTHLAND SUITES OF ORMOND BEACH	4	195			199
LAKE VIEW CARE CENTER AT DELRAY		193	6	3%	199
LAUREL POINT CARE ACQUISITION LLC DBA SANDGATE GARDENS REHAB AND NURSI		171	27	14%	198
DEPARTMENT OF HEALTH & HUMAN SERVICES		198			198
FARAH MEDICAL		184	14	7%	198
GRACE PEDIATRICS		167	31	16%	198
Avante of Boca Raton		198			198
UNIVERSITY OF MIAMI		70	127	64%	197
MIRACLE HILL NURSING & REHABILITATION CENTER INC		191	6	3%	197
Avante at Melbourne		194	3	2%	197
BRADEN RIVER REHABILITATION CENTER LLC		196	1	1%	197
NO FLORIDA PEDIATRICS, PA		169	27	14%	196
ABBIEJEAN RUSSELL CARE CENTER□		195	1	1%	196
NEW YORK CITY DEPARTMENT OF HEALTH & MENTAL		162	34	17%	196
AMA MEDICAL GROUP LLC		163	32	16%	195
BAPTIST HEALTH URGENT CARE AT PLANTATION		157	38	19%	195
Heritage Park Rehabilitation & Healthcare		177	18	9%	195

# COVID-19: testing by laboratory

Data through Mar 26, 2021 verified as of Mar 27, 2021 at 09:25 AM

Data in this report are provisional and subject to change.

The numbers in the table below represent the number of Florida and non-Florida residents for whom test results were received by the Department of Health. A person can be tested by more than one laboratory and can have both positive and negative results. **Therefore, the sum of the numbers in each column will be larger than the total number of people tested.**

Reporting lab	Inconclusive	Negative	Positive	Percent positive	Total
TUSCAN GARDENS OF PALM COAST		190	5	3%	195
TARPON POINT NURSING AND REHABILITATION CENTER		192	3	2%	195
MILLENNIUM PHYSICIAN GROUP LLC		169	26	13%	195
BEACON AT GULF BREEZE, THE	2	181	11	6%	194
BRUCE S WEST MD	1	192	1	1%	194
SARNO EXTENDED HOURS		124	69	36%	193
KENILWORTH CARE & REHABILITATION CENTER		181	12	6%	193
MARION AND BERNARD L SAMSON NURSING CENTER		189	4	2%	193
FINLAY CLINICAL LABORATORY INC	1	39	152	79%	192
CYPRESS POINT LIVING, LLC		177	15	8%	192
KINDRED HOSPITAL THE PALM BEACHES		187	5	3%	192
CARENOW LAKE MARY		45	146	76%	191
MEDICAL CONSULTANTS OF FLORIDA LLC	1	157	33	17%	191
PARK MEADOWS HEALTH AND REHABILITATION CENTER		191			191
HEALTH LINK DIAGNOSTIC LABORATORIES		182	9	5%	191
LAB CORP	1	111	79	41%	191
life Care Center of Melbourne		174	17	9%	191
NEO GENOMICS - FORT MYERS	1	183	6	3%	190
WALGREENS 4915	1	170	19	10%	190
BARKLEY PLACE	1	185	4	2%	190
HOSPITAL FOR SPECIAL SURGERY		187	3	2%	190
RIVERWOOD CENTER,THE		179	10	5%	189
FIRST CHOICE PEDIATRICS SEMORAN		98	91	48%	189
PATRIOT MEDICAL LABORATORIES		181	8	4%	189
CRYSTAL RIVER HEALTH & REHAB		187	1	1%	188
LEESBURG PEDIATRICS		161	27	14%	188
OCEAN REEF MEDICAL CENTER		150	38	20%	188
LABCORP BURLINGTON		148	40	21%	188
The Ponce Therapy Care Center		184	4	2%	188
WOMEN'S CARE FLORIDA LABORATORY		183	5	3%	188
HIGHLANDS URGENT CARE			187	100%	187
ALLSOUTH URGENT CARE		19	168	90%	187
YOUR FAMILY WALK-IN CLINIC		13	174	93%	187
PLANTATION NURSING & REHAB CENTER		187			187
GULF COAST MEDICAL CENTER		182	5	3%	187
VIERA MANOR ASSISTED LIVING RESIDENCE		180	7	4%	187
MIAMI VA HEALTHCARE SYSTEM			186	100%	186
MEDICATION ROOMS-CSU/CI NURSE STATION	1	174	11	6%	186
ANTHEM LAKES LLC		151	35	19%	186
CSL PLASMA		31	155	83%	186
ADVENT		172	13	7%	185
MIDWAY PRIMARY CARE, LLC	11	103	71	38%	185
NIGHT LITE PEDIATRICS WINTER GARDEN		144	41	22%	185
ZON BEACHSIDE LLC		147	37	20%	184
GEORGIA DEPARTMENT OF PUBLIC HEALTH	1	5	178	97%	184
BAPTIST HEALTH PRIMARY CARE	1	134	49	27%	184

# COVID-19: testing by laboratory

Data through Mar 26, 2021 verified as of Mar 27, 2021 at 09:25 AM

Data in this report are provisional and subject to change.

The numbers in the table below represent the number of Florida and non-Florida residents for whom test results were received by the Department of Health. A person can be tested by more than one laboratory and can have both positive and negative results. **Therefore, the sum of the numbers in each column will be larger than the total number of people tested.**

Reporting lab	Inconclusive	Negative	Positive	Percent positive	Total
ST. JAMES BAY HEALTH AND REHABILITATION CENTER		183	1	1%	184
LIFE CARE CENTER OF ALTAMONTE SPRINGS		157	27	15%	184
JACKSONVILLE NURSING AND REHAB CENTER		176	8	4%	184
CANTERFIELD OF CLAY COUNTY		146	38	21%	184
Sunrise Health and Rehabilitation Center		175	8	4%	183
TUSCAN GARDENS OF VENETIA MANAGEMENT COMPANY		169	14	8%	183
SOUTH BALDWIN REGIONAL MEDICAL CENTER		171	12	7%	183
STAR CARE		160	23	13%	183
ADVENT HEALTH CENTRA CARE - WESLEY CHAPEL		13	170	93%	183
BROOKDALE ORANGE PARK		181	1	1%	182
HAWKINS FAMILY MEDICINE LLC	1	130	51	28%	182
FLORIDA DEPARTMENT OF HEALTH IN TAYLOR COUNTY	1	138	43	24%	182
PHYSICIANS REGIONAL MEDICAL CENTER - PINE RIDGE		20	162	89%	182
Emory L Bennett State Veterans Nursing Home		178	3	2%	181
NADAL PEDIATRICS - VICTORIA STREET (3385)		153	28	15%	181
EDWARD J HEALEY REHAB & NURSING CENTER		181			181
GLADES HEALTH CARE CENTER		178	3	2%	181
BAPTIST HEALTH SOUTH FLORIDA - WEST BOCA URGENT CARE		142	39	22%	181
WORKPLACE SCREENING INTELLIGENCE			181	100%	181
SENIOR LIVING VII TAMPA LLC	1	171	9	5%	181
STERLING HOUSE OF PUNTA GORDA		179	1	1%	180
SUNY UPSTATE MEDICAL UNIVERSITY		164	15	8%	179
JUNO DERMATOLOGY LLC		161	17	10%	178
ARDEN COURTS OF LARGO FL, LLC		156	22	12%	178
PRIMECARE OF DOTHAN		124	54	30%	178
US MEDICAL CARE, INC		157	21	12%	178
PEDIATRIC SPECIALISTS MEDICAL GROUP	1	165	12	7%	178
EXOSOME DIAGNOSTICS	1	157	19	11%	177
ALL SEASONS NAPLES LLC		172	5	3%	177
ROSECASTLE OF CITRUS		147	30	17%	177
ADVENT HEALTH CENTRA CARE - CARROLLWOOD		5	172	97%	177
GENE BY GENE		61	115	65%	176
SUMMERFIELD EMERGENCY ROOM		132	44	25%	176
COLLIER PHARMACY		142	34	19%	176
ARDEN COURTS OF FORT MYERS		170	6	3%	176
A PLUS PEDIATRICS		152	23	13%	175
CARE CENTERS OF NASSAU		172	3	2%	175
GEORGE SAFRAN MD PC		162	13	7%	175
ORLANDO HEALTH EMERGENCY DEPARTMENT		163	12	7%	175
ANCHOR CARE AND REHABILITATION CENTER		173	1	1%	174
BENDERSON FAMILY SKILLED NURSING AND		157	17	10%	174
CANTERFIELD OF OCALA, LLC		163	11	6%	174
ASTON GARDENS AT PELICAN MARSH		169	5	3%	174
The Inn at Sarasota Bay Club		172	2	1%	174
DOLPHIN POINTE HEALTH CARE LLC		153	20	12%	173
BONITA PHARMACY		155	18	10%	173



# COVID-19: testing by laboratory

Data through Mar 26, 2021 verified as of Mar 27, 2021 at 09:25 AM

Data in this report are provisional and subject to change.

The numbers in the table below represent the number of Florida and non-Florida residents for whom test results were received by the Department of Health. A person can be tested by more than one laboratory and can have both positive and negative results. **Therefore, the sum of the numbers in each column will be larger than the total number of people tested.**

Reporting lab	Inconclusive	Negative	Positive	Percent positive	Total
CENTRAL FLORIDA HEALTHCARE GROUP LLC		151	21	12%	172
HEALTHPOINT MED GRP OF THE EMERALD COAST LLC		138	34	20%	172
FORT WALTON REHABILITATION CENTER		133	39	23%	172
NORTH FLORIDA INTERNAL MEDICINE PA		138	34	20%	172
MID FLORIDA PATHOLOGY LLC MOBILE UNIT #4		119	53	31%	172
ORLANDO ORTHOPAEDIC OUTPATIENT SURGERY CENTER LLC		168	3	2%	171
ARDEN COURTS OF DELRAY BEACH FL LLC	3	158	10	6%	171
ROSECASTLE OF ZEPHRILLS		168	3	2%	171
BAY EDUCATORS WELLNESS CENTER		114	57	33%	171
BROOKDALE FORT MYERS THE COLONY		167	4	2%	171
PEDIATRICS OF GREATER ORLANDO		146	24	14%	170
HIGHLANDS LAKE CENTER		165	5	3%	170
BRIGHTON EGGERT PHARMACY INC		163	7	4%	170
LAKE REGIONAL URGENT CARE		11	159	94%	170
FLORIDA DEPARTMENT OF HEALTH IN ALACHUA COUNTY -		156	14	8%	170
SUWANNEE VALLEY NURSING CENTER		155	14	8%	169
HUNT CLUB PEDIATRIC ASSOCIATES PA		106	63	37%	169
Life Care Center of Orlando		164	5	3%	169
WILLISTON PEDIATRICS PA	1	139	29	17%	169
MOBILE INFIRMARY MED CENTER PATH LAB		153	15	9%	168
PANAMA CITY DEVELOPMENTAL CENTER□		168			168
RIVERSIDE RECOVERY OF TAMPA		167	1	1%	168
NAIA		167	1	1%	168
ADVENT HEALTH CENTRA CARE - TEMPLE TERRACE	1	103	63	38%	167
OSPREY VILLAGE AT AMELIA ISLAND LTD		157	10	6%	167
URGENT CARE OF THE PALM BEACHES, NORTH PALM BEACH			167	100%	167
MCW MENTAL HEALTH LLC		162	4	2%	166
COASTAL INTERNAL MEDICINE		128	38	23%	166
MEADOWCREST FAMILY PHYSICIANS		97	69	42%	166
CITRUS HEALTH AND REHAB		132	33	20%	165
THE ARLINGTON OF NAPLES INC.		162	3	2%	165
CAYUGA MEDICAL CENTER AT ITHACA		160	5	3%	165
Hampton Court Nursing and Rehabilitation Center		163	2	1%	165
VILLA MARIA WEST SKILLED NURSING FACILITY		158	7	4%	165
CAREATC CITY OF TAMPA	1	136	28	17%	165
LAKEVIEW TERRACE RETIREMENT COMMUNITY		147	17	10%	164
SIGNATURE HEALTHCARE OF ORANGE PARK		161	3	2%	164
SACRED HEART HEALTH SYSTEM INC		133	31	19%	164
NAPHCARE, INC AT MANATEE COUNTY JAIL		139	25	15%	164
ADVENT HEALTH - PALM HARBOR ER		129	34	21%	163
BRADENTON HEALTH CARE		163			163
TRI COUNTY NURSING HOME		162	1	1%	163
PROFESSIONAL URGENT CARE SERVICES		127	36	22%	163
WOODBIDGE FACILITY INC		158	5	3%	163
PRECISION GENETICS, INC		157	6	4%	163
REGENCY PARK		144	18	11%	162

# COVID-19: testing by laboratory

Data through Mar 26, 2021 verified as of Mar 27, 2021 at 09:25 AM

Data in this report are provisional and subject to change.

The numbers in the table below represent the number of Florida and non-Florida residents for whom test results were received by the Department of Health. A person can be tested by more than one laboratory and can have both positive and negative results. **Therefore, the sum of the numbers in each column will be larger than the total number of people tested.**

Reporting lab	Inconclusive	Negative	Positive	Percent positive	Total
VIPEDIATRICS PLLC		147	15	9%	162
WESLEY HAVEN VILLA	1	127	34	21%	162
CHARTER SENIOR LIVING OF PANAMA CITY BEACH		140	21	13%	161
FINNISH AMERICAN REST HOME-ALF		159	2	1%	161
SUNLIFE PHARMACY		144	17	11%	161
SOMERBY LAKE NONA		154	7	4%	161
KEYSTONE REHAB		160			160
ARCADIA HEALTH AND REHABILITATION CENTER		100	60	38%	160
NORTH BEACH REHABILITATION CENTER		158	2	1%	160
GREENBRIAR REHABILITATION AND NURSING CENTER	1	159			160
EAST NEW YORK DIAGNOSTIC AND TREATMENT		152	8	5%	160
AMERICAN FAMILY MEDICAL LLC		120	40	25%	160
TERRACE AT HOBE SOUND, THE	1	154	4	3%	159
VITAS HEALTHCARE CORPORATION OF FL		144	15	9%	159
WEST COAST FAMILY MEDICAL CARE		125	34	21%	159
ESCAMBIA COUNTY JAIL DETENTION DIVISION		154	5	3%	159
BROOKDALE PENSACOLA		158	1	1%	159
WUESTHOFF REF LABORATORY			158	100%	158
Kindred Hospital South Florida Hollywood SNU		150	7	4%	157
DOCTORS MEMORIAL FAMILY PRACTICE	2	119	36	23%	157
ABSOLUTE HEALTH INTERNAL MEDICINE AND PEDIATRICS		138	19	12%	157
HIALEAH SHORES NURSING AND REHAB CENTER		149	8	5%	157
KRYSTAL BAY NURSING AND REHABILITATION		152	5	3%	157
NORTH PORT REHABILITATION AND NURSING CENTER		155	1	1%	156
TIMBERRIDGE NURSING HOME & REHAB		123	33	21%	156
DESOTO PALMS ALF		151	5	3%	156
Englewood Healthcare and Rehab		141	15	10%	156
Jacaranda Manor		154	1	1%	155
COCOA BEACH/ADVENT CENTRA		41	114	74%	155
WILTON MANORS HEALTH & REHABILITATION CENTER		146	9	6%	155
FAWCETT MEMORIAL HOSPITAL-LAB		39	115	75%	154
PROVIDENCE HOSPITAL LABORATORY		146	8	5%	154
ALL FLORIDA FAMILY AND SPORTS MEDICINE		134	20	13%	154
DIAMOND RIDGE		147	7	5%	154
PRUITT HEALTH		152	2	1%	154
VILLAGE PEDIATRICS LLC		126	28	18%	154
FHMG-FLORIDA HOSPITAL MEDICAL GROUP		129	25	16%	154
PALMETTO FACILITY INC	1	153			154
POINTE, THE		126	28	18%	154
QUEENS HOSPITAL CENTER	1	142	10	7%	153
QUALITY URGENT CARE AND WELLNESS PL	3	107	42	28%	152
NO FLORIDA PEDIATRICS, PA - BRADFORD		123	29	19%	152
BENTON HOUSE AT OAKLEAF		122	30	20%	152
SUNNY HILLS ALF OF SEBRING INC		140	12	8%	152
Madison Health and Rehabilitation Center		115	36	24%	151
PHYSICIAN PARTNERS PERRY		87	64	42%	151

# COVID-19: testing by laboratory

Data through Mar 26, 2021 verified as of Mar 27, 2021 at 09:25 AM

Data in this report are provisional and subject to change.

The numbers in the table below represent the number of Florida and non-Florida residents for whom test results were received by the Department of Health. A person can be tested by more than one laboratory and can have both positive and negative results. **Therefore, the sum of the numbers in each column will be larger than the total number of people tested.**

Reporting lab	Inconclusive	Negative	Positive	Percent positive	Total
NAVARRE GARDENS LLC		126	25	17%	151
RDV SPORTSPLEX PEDIATRICS		124	27	18%	151
The Crossroads		149	1	1%	150
GRAVITY DIAGNOSTICS		56	94	63%	150
LABORATORY OF FLORIDA		97	53	35%	150
VIERA DEL MAR HEALTH AND REHABILITATION CENTER		146	4	3%	150
CORE BIO LABS		76	74	49%	150
LIFE BRITE		134	16	11%	150
FIRST CHOICE PEDIATRICS INC		137	13	9%	150
JACKSON COUNTY HEALTH DEPARTMENT		102	47	32%	149
F&T MEDICAL RESEARCH, INC		149			149
PRECISION HEALTH RESOURCES, LLC	1	133	15	10%	149
ADVENTHEALTH HOSPICE CARE CENTRAL FLORIDA		145	4	3%	149
REFUAH HEALTH CENTER LABORATORY		142	7	5%	149
GOLD CHOICE SENIOR COMMUNITIES		109	40	27%	149
LAKE WALES OPERATING GROUP LLC		144	5	3%	149
MILLENNIUM LAB SERVICES			148	100%	148
EMBRY RIDDLE AERONAUTICAL UNIVERSITY HEALTH SERVICES		1	147	99%	148
WRIGHTS HEALTH CARE AND REHABILITATION CENTER		118	30	20%	148
CLERMONT URGENT CARE			147	100%	147
SEAGRASS VILLAGE FLEMING ISLAND		110	37	25%	147
SONATA COCONUT CREEK	2	122	23	16%	147
CRANE CENTER		116	31	21%	147
PENSACOLA PEDIATRICS MILTON		135	12	8%	147
CROSSWINDS HEALTH AND REHABILITATION CENTER	1	144	2	1%	147
FLORIDA HEALTH CARE PLANS INC		2	145	99%	147
MACKOUL PEDIATRICS FORT MYERS		130	17	12%	147
PALM BEACH COUNTY HEALTH DEPT LAB	4	137	6	4%	147
RITE MEDICAL CARE PC		145	2	1%	147
ALLCARE MEDICAL CENTERS PC		122	24	16%	146
WALGREENS 6221		129	17	12%	146
ENCOMPASS HEALTH REHABILITATION OF SEA PINES		145	1	1%	146
Quail Run Health Care Center		146			146
CLEARWATER STATMED QUICK QUALITY CLINICS		42	104	71%	146
REGENCY CARE OF BLOUNTSTOWN LLC		135	10	7%	145
Lehigh Acres Health and Rehabilitation		134	11	8%	145
BROOKDALE CAPE CORAL		145			145
WEDGEWOOD HEALTHCARE CENTER		93	52	36%	145
BVM THE BRIDGES LLC		145			145
FAMILY EXTENDED CARE OF CENTRAL TAMPA		127	18	12%	145
TUSCAN ISLE CHAMPIONSGATE OP CO LLC		143	2	1%	145
ADVENTHEALTH CENTRA CARE PONCIANA	1	81	62	43%	144
CHERRY OAK PALM BEACH COUNTY		136	8	6%	144
D PEDIATRICS		127	17	12%	144
NCRNC INC		140	4	3%	144
DAYSPRING VILLAGE		121	22	15%	143

# COVID-19: testing by laboratory

Data through Mar 26, 2021 verified as of Mar 27, 2021 at 09:25 AM

Data in this report are provisional and subject to change.

The numbers in the table below represent the number of Florida and non-Florida residents for whom test results were received by the Department of Health. A person can be tested by more than one laboratory and can have both positive and negative results. **Therefore, the sum of the numbers in each column will be larger than the total number of people tested.**

Reporting lab	Inconclusive	Negative	Positive	Percent positive	Total
BOSTON RED SOX CLUB LP		141	2	1%	143
JEFFERY WEINZWEIG		2	141	99%	143
TRADITION MEDICAL CENTER LABORATORY		54	88	62%	142
Peninsula Care and Rehab		130	12	8%	142
Nemours Children's Urgent Care		80	62	44%	142
NADAL PEDIATRICS		111	31	22%	142
OAKHURST CENTER		135	7	5%	142
GULFCOAST PEDIATRICS		134	8	6%	142
NOVARI CARE LLC		97	44	31%	141
PORT ST LUCIE REHABILITATION AND HEALTHCARE		98	43	30%	141
OAKS OF KISSIMMEE HEALTH AND REHABILITATION CENTER		138	3	2%	141
UNITED CLINICAL LABORATORIES		132	9	6%	141
MAINSTREAM DIAGNOSTIC LABORATORY LLC		122	19	13%	141
DB MD		124	16	11%	140
GATEWAY CARE CENTER		139	1	1%	140
PROVISTA DIAGNOSTICS, INC		137	3	2%	140
Gulf Coast Healthcare (Longwood Health and Rehab		118	21	15%	139
GRAND OAKS HEALTH & REHABILITATION		138	1	1%	139
WINDSOR OF LAKEWOOD RANCH,THE		136	2	1%	138
HEARTLAND HEALTHCARE AND REHAB CENTER		116	22	16%	138
LabCorp L#09258090 M#09258105		74	64	46%	138
ADVENTHEALTH MEDICAL GROUP FAMILY MEDICINE AT		107	31	22%	138
KINDRED HOSPITAL MELBOURNE	1	133	4	3%	138
AMERICAN PATHOLOGY PARTNERS		136	2	1%	138
ADVENT HEALTH CENTRA CARE - DELAND		28	110	80%	138
ADVENT HEALTH CENTRA CARE - CITRUS PARK		9	129	93%	138
SMILEY MEDICAL GROUP		108	30	22%	138
CARENOW URGENT CARE - LAKE MARY			137	100%	137
KINDRED HOSPITAL - SOUTH FLORIDA		134	3	2%	137
Centre Pointe Health and Rehabilitation Center		126	11	8%	137
SPRING HAVEN RETIREMENT	1	133	3	2%	137
PROMPT CARE OF CENTRAL FLORIDA			137	100%	137
MANOR AT BLUEWATER BAY		131	6	4%	137
PEDIATRIC ASSOCIATES AT ARGYLE PA		131	6	4%	137
JEFFERSON COUNTY HEALTH DEPARTMENT-MONTICELLO		106	31	23%	137
MV MEDICAL PRACTICE DBA PRIMARY URGENT CARE		130	7	5%	137
CVS		37	100	73%	137
PPC-LAB EDI ORCHARD BI		129	8	6%	137
DOCTOR'S IN HOUSE LABORATORY		18	118	87%	136
CLARE BRIDGE OF CAPE CORAL	1	135			136
WALTON PLACE		136			136
SHC College Park		135	1	1%	136
LIFE CARE CENTER OF JACKSONVILLE		115	21	15%	136
LONGWOOD HEALTH AND REHABILITATION CENTER		124	12	9%	136
SONATA DELRAY BEACH		125	11	8%	136
ADVENT HEALTH CENTRA CARE - ORANGE CITY	1	53	82	60%	136

# COVID-19: testing by laboratory

Data through Mar 26, 2021 verified as of Mar 27, 2021 at 09:25 AM

Data in this report are provisional and subject to change.

The numbers in the table below represent the number of Florida and non-Florida residents for whom test results were received by the Department of Health. A person can be tested by more than one laboratory and can have both positive and negative results. **Therefore, the sum of the numbers in each column will be larger than the total number of people tested.**

Reporting lab	Inconclusive	Negative	Positive	Percent positive	Total
SONATA WEST		133	2	1%	135
IRL MARKET LAB ALACHUA		104	31	23%	135
MANOR CARE OF PALM HARBOR		134	1	1%	135
AHEC CLINIC		7	128	95%	135
FAWCETT MEMORIAL HOSPITAL LABORATORY			135	100%	135
DAYSRING SENIOR LIVING LLC		133	2	1%	135
MED COMP SCIENCES		1	134	99%	135
CITRUS MEMORIAL HOSPITAL			135	100%	135
PEDIATRIC CARE CENTER		135			135
Lakeside Nursing and Rehabilitation Center	1	108	25	19%	134
MEASE COUNTRYSIDE HOSPITAL		1	133	99%	134
STEWART MEDICAL GROUP		34	100	75%	134
WILLOWBROOKE COURT AT ST ANDREWS ESTATES		129	5	4%	134
ADVANCED MEDICAL CENTER		86	48	36%	134
JPR URGENT MEDICAL CARE		132	2	1%	134
CLINICA HISPANA		1	132	99%	133
TGH URGENT CARE - SEMINOLE			133	100%	133
GATTOLINE ENTERPRISES, INC. DBA FAMILY CARE PHARMACY		109	24	18%	133
ISLAND HEALTH AND REHABILITATION CENTER		132	1	1%	133
SOUTH CAMPUS FACILITY INC		122	11	8%	133
AMERICAN HOUSE-BONITA SPRINGS		131	1	1%	132
ARIZONA DEPARTMENT OF HEALTH SERVICES		5	127	96%	132
THE REHABILITATION CENTER OF LAKE CITY		127	5	4%	132
RESEARCH CENTERS OF AMERICA, LLC		109	23	17%	132
PEDIATRICS IN BREVARD PA- ROCKLEDGE		96	36	27%	132
LAKELAND REGIONAL HEALTH LAKE MIRIAM	2	87	42	32%	131
INTEGRATED REGIONAL LABORATORIES		119	12	9%	131
HARBORCHASE OF VERO BEACH	1	115	15	11%	131
GARDENS HEALTH NH LLC		128	3	2%	131
FOUNTAINS OF HOPE LLC, THE		130	1	1%	131
KINDRED HOSPITAL SOUTH FLORIDA		119	12	9%	131
CENTRACARE		17	114	87%	131
THE WELLNESS CENTER AT LAKEWOOD RANCH		43	88	67%	131
MOOSEHAVEN LIFE CARE CENTER		130			130
TRI-COUNTY NURSING HOME		117	12	9%	129
VITAS HEALTHCARE		119	10	8%	129
WILLOW BROOKE COURT AT AZALEA TRACE		128	1	1%	129
SONNIS PEDIATRICS PA		116	13	10%	129
STUART - FAIRGROUNDS		113	16	12%	129
The Crossings		127	2	2%	129
BMHSI-AEL MICROBIOLOGY LABORATORY	2	102	25	19%	129
HAZELDEN FLORIDA	1	125	3	2%	129
RAPID RELIABLE TESTING NY LLC		119	9	7%	128
CHARLES CROFT MD	1	126	1	1%	128
QUICK CARE MED PL CR		80	48	38%	128
SEMINOLE TRIBE OF FLORIDA		104	24	19%	128

# COVID-19: testing by laboratory

Data through Mar 26, 2021 verified as of Mar 27, 2021 at 09:25 AM

Data in this report are provisional and subject to change.

The numbers in the table below represent the number of Florida and non-Florida residents for whom test results were received by the Department of Health. A person can be tested by more than one laboratory and can have both positive and negative results. **Therefore, the sum of the numbers in each column will be larger than the total number of people tested.**

Reporting lab	Inconclusive	Negative	Positive	Percent positive	Total
ARDEN COURTS OF LELY PALMS		125	2	2%	127
GESSLER CLINIC PA		98	29	23%	127
HILLSBOROUGH COUNTY DEVELOPMENTAL CTR	1	117	9	7%	127
APOLLO HEALTH & REHABILITATION		121	6	5%	127
SHOAL CREEK REHABILITATION CENTER		85	42	33%	127
MAGNOLIA MEDICAL CLINIC		20	106	84%	126
HOSPICE OF THE TREASURE COAST		121	5	4%	126
FLORIDA MEDICAL CLINIC LLC		70	56	44%	126
BAYCARE HEALTH SYSTEMS		2	124	98%	126
ATMORE COMMUNITY HOSPITAL LABORATORY		99	27	21%	126
FIRSTCARE CLINIC		67	58	46%	125
DIAGNOSTIC LABORATORY OF OKLAHOMA		101	24	19%	125
THE CLUB AND REHABILITATION CENTER		124	1	1%	125
IQBAL A FARUQUI MD		93	32	26%	125
ESCAMBIA COUNTY JAIL	1	97	27	22%	125
MINUTECLINIC DIAGNOSTIC OF TEXAS, LLC		112	13	10%	125
MINUTECLINIC DIAGNOSTIC		118	7	6%	125
AEGIS MEDICAL GROUP		104	20	16%	124
KINDRED HOSPITAL-BAY AREA-ST PETERSBURG LAB	1	117	6	5%	124
ADVENT HEALTH CENTRA CARE - BRANDON		31	93	75%	124
Mt Sinai Aventura			124	100%	124
NORTH FL SOUTH GA HCS-MALCOM RANDALL VAMC			124	100%	124
ARBOR GLEN AT ARBOR TRACE	2	113	9	7%	124
ST PETERSBURG PEDIATRICS-MLK JUNIOR BLVD		115	9	7%	124
CITRUS MEMORIAL HEALTH SYSTEM LAB		2	121	98%	123
WALGREENS #06012		107	16	13%	123
COQUINA CENTER		119	4	3%	123
Signature Healthcare of Palm Beach		122	1	1%	123
AMERICAN ESOTERIC LAB-BIRMINGHAM		119	3	2%	122
PSL NAPLES BH OPERATIONS, LLC		122			122
HIGHLANDS MEDICAL CENTER		119	3	2%	122
PANAMA PHARMACY	3	101	18	15%	122
AMERICAN HOUSE COCONUT POINT		104	18	15%	122
GENEDX		47	75	61%	122
WINDERMERE MEDICAL CENTER		117	5	4%	122
MINUTECLINIC DIAGNOSTIC OF RHODE ISLAND, LLC #729		118	4	3%	122
THREE OAKS PHARMACY INC		109	13	11%	122
FLORIDA DEPARTMENT OF HEALTH IN LAKE COUNTY	1	78	42	35%	121
MEYER PEDIATRICS		107	14	12%	121
PARKVIEW HEALTH		121			121
SANDY RIDGE CENTER FOR REHABILITATION AND HEALING		100	21	17%	121
ISLAND URGENT CARE PLLC DBA AFC URGENT CARE		120	1	1%	121
Crystal Health & Rehab Center		115	6	5%	121
URGENT CARE TCMA			121	100%	121
FLORIDA ATLANTIC UNIVERSITY		113	7	6%	120
THE COURTYARD ASSISTED LIVING		116	4	3%	120

# COVID-19: testing by laboratory

Data through Mar 26, 2021 verified as of Mar 27, 2021 at 09:25 AM

Data in this report are provisional and subject to change.

The numbers in the table below represent the number of Florida and non-Florida residents for whom test results were received by the Department of Health. A person can be tested by more than one laboratory and can have both positive and negative results. **Therefore, the sum of the numbers in each column will be larger than the total number of people tested.**

Reporting lab	Inconclusive	Negative	Positive	Percent positive	Total
NSPIRE HEALTHCARE TAMARAC		80	40	33%	120
BROOKDALE JENSEN BEACH □		117	3	3%	120
LABCORP RTP		48	72	60%	120
OPPENHEIMER PLASTIC SURGERY LLC		114	5	4%	119
MED ONE AT SAINT AUGUSTINE		87	32	27%	119
PALMS FACILITY INC		104	15	13%	119
MEMORY CARE OF NAPLES		119			119
SUMMIT MEDICAL GROUP		108	11	9%	119
CARE RESOURCE COMMUNITY HEALTH CENTERS INC		113	6	5%	119
MATHISON RETIREMENT COMMUNITY		114	5	4%	119
COASTAL HEALTH AND REHAB		110	8	7%	118
RDX BIOSCIENCE		60	58	49%	118
ALTERNATIVE LIVING, INC DBA TWIN CITIES PAVILION		115	3	3%	118
MINUTECLINIC LLC #4987		103	15	13%	118
SH HERON EAST LLC □		103	15	13%	118
VITAS HEALTHCARE CORPORATION OF FLORIDA		115	3	3%	118
HOBDAIR FAMILY HEALTH LLC □		82	36	31%	118
KINDRED HOSPITAL NORTH FLORIDA	3	107	7	6%	117
NEIGHBORHOOD MEDICAL CENTER		112	5	4%	117
SEMINOLE SPORTS AND FAMILY MEDICINE		103	13	11%	116
ARBOR TERRACE SAN JOSE LLC	3	111	2	2%	116
BARBARA O'REILLY MD PA		112	4	3%	116
L&S SENIOR CARE DBA ARCADIA OAKS	4	111	1	1%	116
PINELLAS COUNTY JAIL			116	100%	116
LEE COUNTY SCHOOL DISTRICT	1	108	7	6%	116
BIODESIX, INC.		87	29	25%	116
BELVEDERE COMMONS OF FORT WALTON BEACH		106	10	9%	116
HEARTLAND PHARMACY LAKE PLACID, INC		86	30	26%	116
SUNFLOWER SPRINGS ASSISTED LIVING		105	10	9%	115
BROWARD HEALTH CORAL SPRINGS EPIDEMIOLOGY DEPT		1	114	99%	115
FLAGLER COLLEGE HEALTH SERVICES		83	32	28%	115
MINUTECLINIC DIAGNOSTIC OF SOUTH CARO		94	21	18%	115
SOLARIS SENIOR LIVING OF MERRITT ISLAND		111	4	3%	115
MONTEFIORE MEDICAL CENTER LABORATORIES - MOSES		105	10	9%	115
SEVEN HILLS HEALTH AND REHABILITATION CENTER		99	16	14%	115
MD 365 MEDICAL CARE		114	1	1%	115
TIFFANY HALL NURSING AND REHAB CENTER		106	9	8%	115
BROOKDALE COLONIAL PARK	2	112	1	1%	115
UNIVERSITY HEALTH SYSTEM INC		103	11	10%	114
CABANA AT JENSEN DUNES, THE		110	4	4%	114
WESTWOOD NURSING & REHAB		80	34	30%	114
ELAN BUENA VISTA		97	17	15%	114
UNIVERSITY MEDICAL CENTER SUITES		100	14	12%	114
PRIME HEALTH OF NORTH PORT LLC		97	17	15%	114
SOUTH BALDWIN MEDICAL CENTER GULF SHORES		91	23	20%	114
GRAND VILLA OF LAKE LAND		107	6	5%	113

# COVID-19: testing by laboratory

Data through Mar 26, 2021 verified as of Mar 27, 2021 at 09:25 AM

Data in this report are provisional and subject to change.

The numbers in the table below represent the number of Florida and non-Florida residents for whom test results were received by the Department of Health. A person can be tested by more than one laboratory and can have both positive and negative results. **Therefore, the sum of the numbers in each column will be larger than the total number of people tested.**

Reporting lab	Inconclusive	Negative	Positive	Percent positive	Total
SURFSIDE URGENT CARE		91	22	19%	113
TREASURE COAST MEDICAL ASSOCIATES		4	109	96%	113
Courtyards of Orlando Care Center		101	12	11%	113
ARDEN COURTS OF PALM HARBOR		94	19	17%	113
WELLNOW URGENT CARE PC		113			113
ALLIED HEALTH FORT PIERCE		112			112
A2Z DIAGNOSTICS		111	1	1%	112
PANCARE HEALTH GULF COUNTY		84	28	25%	112
CLEVELAND CLINIC FOUNDATION		12	100	89%	112
DIATHERIX LABORATORIES		68	44	39%	112
PHYSICIANS REGIONAL CLINIC		82	29	26%	111
J FRANK AVEY MD		87	24	22%	111
EC OPCO CARROLLWOOD LLC		105	6	5%	111
MG PORT CHARLOTTE II SUBTENANT LLC		99	12	11%	111
TGH URGENT CARE - TYRONE		2	109	98%	111
ARBOR TERRACE ORTEGA LLC	2	107	2	2%	111
HOSPICE OF THE EMERALD COAST INC - PANAMA CITY	2	102	7	6%	111
VILLAS OF HOLLY BROOK - BRADENTON 14TH		109	2	2%	111
TURNING POINT OF TAMPA		105	6	5%	111
LEE MEMORIAL HEALTH SYSTEM HEALTH FAIR		105	5	5%	110
LAKE HOUSE ASSISTED LIVING		93	17	15%	110
LATE HOURS URGENT CARE		60	50	45%	110
MY CLINICAL LAB INC		17	93	85%	110
ISLAND DOCTORS		21	89	81%	110
Riviera Health Resort		108	1	1%	109
ROHR HOME		106	3	3%	109
FHMG LAKE MARY PEDS		94	15	14%	109
Hialeah Nursing And Rehabilitation Center		104	5	5%	109
SUMMIT MEDICAL GROUP PA		99	10	9%	109
EVANS HEALTH CARE		106	2	2%	108
ORANGE PARK PEDIATRICS		98	10	9%	108
CSL PLASMA INC		7	101	94%	108
North Lake Care Center		107	1	1%	108
ALL MY KIDS PEDIATRICS INC		76	32	30%	108
REGENCY OAKS HEALTH CENTER		105	2	2%	107
WESTCHESTER MEDICAL CENTER		104	3	3%	107
TUSCAN ISLE OPERATING COMPANY LLC DBA		103	4	4%	107
BAY VIEW HEALTHCARE		85	22	21%	107
NAVY HOSPITAL			107	100%	107
NORTH FLORIDA EVALUATION AND TREATMENT CENTER	2	99	5	5%	106
Golfview Healthcare Center		101	5	5%	106
ELMCROFT OF BELLA VITA		98	8	8%	106
WEST		92	14	13%	106
HEART OF FLORIDA REGIONAL MED CTR		35	71	67%	106
ST PETERSBURG PEDIATRICS-SEMINOLE		92	13	12%	105
PICH KTM CORP DBA MEDTOWN PHARMACY		89	16	15%	105



# COVID-19: testing by laboratory

Data through Mar 26, 2021 verified as of Mar 27, 2021 at 09:25 AM

Data in this report are provisional and subject to change.

The numbers in the table below represent the number of Florida and non-Florida residents for whom test results were received by the Department of Health. A person can be tested by more than one laboratory and can have both positive and negative results. **Therefore, the sum of the numbers in each column will be larger than the total number of people tested.**

Reporting lab	Inconclusive	Negative	Positive	Percent positive	Total
CORNERSTONE MEDICAL CARE OF BRANDON PL		86	19	18%	105
CAREMOUNT MEDICAL - PATHOLOGY		101	4	4%	105
SOUTH GEORGIA MEDICAL CENTER		65	40	38%	105
Belleair Healthcare Center		99	6	6%	105
ARDEN COURTS OF WEST PALM BEACH		105			105
MEDICAL CONSULTANTS OF FLORIDA DBA	1	90	14	13%	105
MICRO PATH LABORATORIES INC		101	3	3%	104
BAY REGIONAL URGENT CARE	1	65	38	37%	104
VISTA MANOR		92	12	12%	104
PEDIATRIC CARE CENTER- JACKSONVILLE BEACH		75	29	28%	104
VIERA HOSPITAL			104	100%	104
BIGGERS FAMILY MEDICINE PA	1	91	12	12%	104
BAY PINES MEDICAL ASSOCIATES		1	103	99%	104
PREDICTIVE LABORATORIES, INC	1	90	13	13%	104
GRANDE, THE	2	98	4	4%	104
EAST RIDGE RETIREMENT VILLAGE INC		104			104
MINUTECLINIC DIAGNOSTIC OF NORTH CAROL		83	21	20%	104
WHITE PLAINS HOSPITAL CENTER LAB		99	4	4%	103
DELAND WELLNESS CENTER			103	100%	103
325TH MEDICAL GROUP		87	16	16%	103
GENETIC TECHNOLOGICAL INNOVATIONS, LLC		90	12	12%	102
ST MARK ASSISTED LIVING CENTER	1	89	12	12%	102
SUNSHINE GARDENS		101	1	1%	102
HENNEPIN HEALTHCARE LABORATORY		102			102
MERCY MEDICAL URGENT CARE CENTER INC		51	50	50%	101
BROOKDALE VERO BEACH SOUTH AL		101			101
HCTB INC		92	9	9%	101
HOSPICE OF MARTIN & ST LUCIE, INC		98	3	3%	101
Consulate Health Care of Port Charlotte		98	2	2%	100
LENOX HILL HOSPITAL		92	8	8%	100
GLOBAL CENTRAL LABS AT PPD	2	88	10	10%	100
CCS - BROWARD COUNTY JAIL		94	6	6%	100
DOUGLAS T JACOBSON STATE VETERANS HOME		100			100
ADVANCED EMURGENT CARE		27	73	73%	100
EMERALD COAST CENTER		96	4	4%	100
GIBBENS FAMILY MEDICAL, LLC		81	19	19%	100
PruittHealth Fleming Island		87	13	13%	100
HARBORCHASE OF NAPLES		87	13	13%	100
XPRESS URGENT CARE- PORT ST. LUCIE		34	65	66%	99
ORLANDO LUTHERAN TOWERS ASSISTED LIVING		99			99
SANIBEL INTERNAL MEDICINE, LLC		96	3	3%	99
CENTRAL FLORIDA HEALTH CARE		47	52	53%	99
MINUTECLINIC DIAGNOSTIC OF SOUTH CAROLINA, LLC		83	16	16%	99
Cross Landings Health and Rehabilitation		97	2	2%	99
LANDMARK, THE		48	50	51%	98
PALMS EDGE	1	91	6	6%	98

# COVID-19: testing by laboratory

Data through Mar 26, 2021 verified as of Mar 27, 2021 at 09:25 AM

Data in this report are provisional and subject to change.

The numbers in the table below represent the number of Florida and non-Florida residents for whom test results were received by the Department of Health. A person can be tested by more than one laboratory and can have both positive and negative results. **Therefore, the sum of the numbers in each column will be larger than the total number of people tested.**

Reporting lab	Inconclusive	Negative	Positive	Percent positive	Total
SIGNATURE HEALTHCARE OF PORT CHARLOTTE		91	7	7%	98
LECONTE MEDICAL CENTER LAB		79	19	19%	98
BAPTIST MEDICAL CENTER SOUTH		79	19	19%	98
INNOVATIVE GENOMICS, LLC		77	21	21%	98
URINEGOODHANDS LLC		96	2	2%	98
KORGENE LAB	1	28	69	70%	98
MACADAMS HOME HEALTH AGENCY		97	1	1%	98
FLORIDA COMMUNITY HEALTH CENTERS INC			98	100%	98
SEMINOLE COUNTY HEALTH DEPARTMENT		79	19	19%	98
PLAZA OF HALLANDALE BEACH		98			98
RIDGEWOOD DIAGNOSTIC LABORATORY		92	5	5%	97
ASHRAF MEDICAL GROUP PLLC DBA PULSE MD		94	3	3%	97
MINNESOTA TWINS		92	5	5%	97
NORTH SHORE MEDICAL LABS	1	89	7	7%	97
VILLAGE ON THE ISLE		92	5	5%	97
HEALTH CENTERS AT BRENTWOOD		96	1	1%	97
HURLBURT FIELD CLINIC		39	58	60%	97
CAN COMMUNITY HEALTH		96	1	1%	97
ARBOR TRAIL		77	20	21%	97
KEYSTYLE LIVING LLC	1	94	1	1%	96
BAYSHORE MEMORY CARE		96			96
MINUTECLINIC DIAGNOSTIC OF NORTH CARO		84	12	13%	96
MARKET STREET VIERA		95	1	1%	96
KALEIDA HEALTH CENTER FOR LABORATORY		90	6	6%	96
SUPERIOR RESIDENCES OF LECANTO		81	15	16%	96
PEDIATRIC ASSOCIATES ORLANDO		82	14	15%	96
MIAMI BEACH COMMUNITY HEALTH CENTER		1	94	99%	95
COASTAL DETOX		94	1	1%	95
BLISS HEALTHCARE SERVICES	1	72	22	23%	95
THE TERRACE OF KISSIMMEE		80	15	16%	95
DEVANSH LAB WERKS INC		79	16	17%	95
LIFESTREAM BEHAVIORIAL CENTER		74	21	22%	95
ADVENT HEALTH CENTRA CARE - EAST ORLANDO		65	30	32%	95
CROSS CITY REHABILITATION AND HEALTH CARE CENTER		72	23	24%	95
CONSULATE HEALTH CARE OF SARASOTA	1	93			94
FHMG- FLORIDA HOSPITAL MEDICAL GROUP		83	11	12%	94
MINUTECLINIC DIAGNOSTIC OF OHIO LLC		76	18	19%	94
MD NOW MEDICAL CENTERS INC		65	29	31%	94
QPS, LLC		91	3	3%	94
G & R HEALTH MART PHARMACY		74	20	21%	94
DIAGNOSTIC SOLUTIONS		3	91	97%	94
ADVENT HEALTH CENTRA CARE - WATERMAN		79	15	16%	94
OCALA CBOC		89	5	5%	94
ADVENTHEALTH MEDICAL GROUP PRIMARY CARE		89	4	4%	93
PENNSYLVANIA DEPT OF HEALTH		21	72	77%	93
PORT CHARLOTTE REHABILITATION CENTER		80	13	14%	93

# COVID-19: testing by laboratory

Data through Mar 26, 2021 verified as of Mar 27, 2021 at 09:25 AM

Data in this report are provisional and subject to change.

The numbers in the table below represent the number of Florida and non-Florida residents for whom test results were received by the Department of Health. A person can be tested by more than one laboratory and can have both positive and negative results. **Therefore, the sum of the numbers in each column will be larger than the total number of people tested.**

Reporting lab	Inconclusive	Negative	Positive	Percent positive	Total
PRESERVE AT PALM AIRE	3	90			93
CARE CENTERS OF NASSAU, LLC - HENDRICKS RD		93			93
East Bay Rehabilitation Center		59	34	37%	93
QUALITY URGENT CARE AND WELLNESS		54	39	42%	93
PATRICK AIR FORCE BASE		3	89	97%	92
Consulate Health Care of Jacksonville		78	14	15%	92
Ocala Oaks Rehabilitation Center		85	6	7%	91
DEBARY HEALTH AND REHABILITATION CENTER		88	3	3%	91
MAGNOLIA DIAGNOSTIC		2	89	98%	91
NEW SMYRNA BEACH URGENT CARE			91	100%	91
HERON CLUB AT PRESTANCIA		89	2	2%	91
AVERO DIAGNOSTICS		67	24	26%	91
HAWTHORN HOUSE		77	14	15%	91
LABFIRST - DEPARTMENT OF PATHOLOGY		87	4	4%	91
JOHN KNOX VILLAGE OF FLORIDA ALF	1	86	4	4%	91
BAHIA OAKS LODGE		85	6	7%	91
STONY BROOK UNIVERSITY MEDICAL CENTER		76	14	16%	90
KEYS MEDICAL GROUP			90	100%	90
HARBOR BEACH NURSING AND REHABILITATION CENTER		87	3	3%	90
CENTURY CENTER FOR REHABILITATION & HEALING		72	18	20%	90
ERIE COUNTY MEDICAL CTR CLINICAL LABS		86	4	4%	90
PUTNAM COUNTY SHERIFFS OFFICE		83	7	8%	90
UNIVERSTIY CENTER MEDICAL LLC DBA	1	85	4	4%	90
TOTAL CARE PLUS LLC			90	100%	90
Gabisa Medical LLC		89			89
Winter Garden Rehab and Nursing Facility		78	11	12%	89
FREEDOM INN AT TARPON SPRINGS		82	7	8%	89
ATRIUM AT LIBERTY PARK		85	4	4%	89
PEDIATRIC SERVICES AND BREATHING CENTER PA		66	23	26%	89
NORTH FLORIDA SPINE AND WELLNESS		69	20	22%	89
STUART LODGE LIVING LLC		66	23	26%	89
AFTER HOURS PEDIATRICS			89	100%	89
MENORAH HOUSE		88	1	1%	89
Baldwin Pediatrics		77	11	13%	88
LAKE GIBSON VILLAGE, LLC		85	3	3%	88
CALADIUM PEDIATRICS		79	9	10%	88
Lanier Rehab		63	25	28%	88
FLORIDA DEPARTMENT OF HEALTH IN WALTON COUNTY		75	13	15%	88
GOVERNOR'S CREEK HEALTH & REHABILITATION		87	1	1%	88
A COUNTRY PLACE ASSISTED LIVING FACILITY		86	2	2%	88
ARDEN COURTS OF SARASOTA		72	16	18%	88
BAYLOR GENETICS		75	12	14%	87
PACIFIC ANALYTICS			87	100%	87
TOTAL RENAL LABORATORIES INC		77	10	11%	87
CLYDE E LASSEN STATE VETERANS NURSING HOME		62	25	29%	87
UNIVERSITY OF NEW MEXICO HOSPITAL		87			87

# COVID-19: testing by laboratory

Data through Mar 26, 2021 verified as of Mar 27, 2021 at 09:25 AM

Data in this report are provisional and subject to change.

The numbers in the table below represent the number of Florida and non-Florida residents for whom test results were received by the Department of Health. A person can be tested by more than one laboratory and can have both positive and negative results. **Therefore, the sum of the numbers in each column will be larger than the total number of people tested.**

Reporting lab	Inconclusive	Negative	Positive	Percent positive	Total
BRANDON HEALTH AND REHABILITATION CENTER	1	85	1	1%	87
EAST ALABAMA MEDICAL CENTER LABORATORY		75	12	14%	87
Winter Park Care and Rehab		86	1	1%	87
WINDSOR OAKS		85	1	1%	86
CRESTVIEW URGENT CARE		15	71	83%	86
PALM BAY HOSPITAL			86	100%	86
GRAND OAKS OF JENSEN BEACH LLC		85	1	1%	86
DISCOVERY VILLAGE AT THE FORUM		86			86
BARRY UNIVERSITY STUDENT HEALTH SERVICES		52	34	40%	86
PENSACOLA DEVELOPMENTAL CENTER		67	19	22%	86
MIAMI SHORES NURSING & REHAB		85			85
VITAS HEALTHCARE CORP OF FLORIDA		84	1	1%	85
W. FRANK WELLS NURSING HOME		84	1	1%	85
KINDRED AT HOME		76	9	11%	85
PRMG - EAST NAPLES	1	73	11	13%	85
MEDEXPRESS - BLOOMIN BRANDS		65	20	24%	85
LANDMARK HOSPITAL SOUTHWEST FLORIDA LLC		82	3	4%	85
WALGREENS #12673		82	3	4%	85
PINES OF SARASOTA GARDEN		84			84
ARBOR OAKS AT TYRONE	9	73	2	2%	84
NITE LITE PEDIATRICS - JACKSONVILLE		76	8	10%	84
MD 365 MEDICAL CARE PLLC		84			84
LONG TERM CARE OF JAY, LLC		63	21	25%	84
HUNTINGTON HOSPITAL LABORATORY		81	3	4%	84
LAFAYETTE NURSING AND REHABILITATION CENTER		81	2	2%	83
CATHOLIC HEALTH SYSTEM DEPT LABORATORY		81	2	2%	83
FLORIDA PEDIATRIC GROUP		31	52	63%	83
MID FLORIDA PRIMARY CARE PA		69	14	17%	83
PARK OF THE PALMS INC		83			83
PUBLIC SQUARE PHARMACY LLC		65	18	22%	83
CANOPY ON BERRYHILL, THE		51	32	39%	83
EISENHOWER ARMY MEDICAL CENTER		76	7	8%	83
NORTH CENTRAL BRONX HOSPITAL		81	2	2%	83
MORTON PLANT HOSPITAL NURSING			83	100%	83
LABCORP EMPLOYER SERVICES		82	1	1%	83
COOPER FAMILY MEDICAL PLLC		63	20	24%	83
LAB		29	53	65%	82
THE PAVILION FOR HEALTH CARE		72	10	12%	82
ST VINCENT'S BIRMINGHAM		75	7	9%	82
BRILLIANCE ASSISTED LIVING		65	17	21%	82
Lexington Health and Rehabilitation Center		82			82
LAKE HOWELL FAMILY MEDICINE ASSOCIATES		69	13	16%	82
ORANGE COUNTY CORRECTIONS HEALTH SERVICES		63	19	23%	82
ROSECASTLE AT DELANEY CREEK		81	1	1%	82
HUNTSVILLE HOSPITAL LABORATORY		57	25	30%	82
BIO-TECH CLINICAL LABORATORIES		41	40	49%	81

# COVID-19: testing by laboratory

Data through Mar 26, 2021 verified as of Mar 27, 2021 at 09:25 AM

Data in this report are provisional and subject to change.

The numbers in the table below represent the number of Florida and non-Florida residents for whom test results were received by the Department of Health. A person can be tested by more than one laboratory and can have both positive and negative results. **Therefore, the sum of the numbers in each column will be larger than the total number of people tested.**

Reporting lab	Inconclusive	Negative	Positive	Percent positive	Total
JERICO URGENT CARE		77	4	5%	81
NORTHEAST FLORIDA STATE HOSP-NURSING		80	1	1%	81
ACE BIOMEDICAL LABS LLC		68	13	16%	81
EXPRESS DOCS LLC			81	100%	81
EMERALD COAST BEHAVIORAL HOSPITAL		75	6	7%	81
ALLIANCE PEDIATRICS		49	31	39%	80
ECOLAB GROUP		45	35	44%	80
BEACHES PEDIATRICS PA		75	5	6%	80
CHAMBREL AT ISLAND LAKE		77	3	4%	80
PLYMOUTH HOME FOR ADULTS, INC.	8	71	1	1%	80
BROOKDALE PALM COAST		80			80
BISHOP GRADY VILLAS		78	2	3%	80
PRIMECARE AT TWIN LAKES		1	79	99%	80
PANIRA HEALTHCARE CLINIC		2	78	98%	80
VETERANS AFFAIRS MEDICAL CENTER - PALO ALTO		28	51	65%	79
BALMORAL TENANT SERVICES INC	1	43	35	44%	79
CBS LABS OF TAMPA LLC		3	76	96%	79
AU HEALTH		65	14	18%	79
EDGEWATER AT WATERMAN VILLAGE		78	1	1%	79
PEDIATRIC SERVICES OF AMERICA INC		74	5	6%	79
SOUTH LAKE PEDIATRICS		71	8	10%	79
CENTRAL BALDWIN IMMEDIATE CARE & FAMILY PRACTICE		60	18	23%	78
NEW MEXICO STATE PUBLIC HEALTH DIVISION		78			78
LAKE MORTON PLAZA		75	3	4%	78
BOND CLINIC PA		45	32	42%	77
ORANGE CITY NURSING AND REHAB		75	2	3%	77
SIMED LABORATORY		61	16	21%	77
MEDRITE URGENT CARE		64	13	17%	77
RARITAN BAY PERTH AMBOY		68	9	12%	77
LAB PLUS, LLC AT SAINT THOMAS WEST HOSPITAL		63	14	18%	77
TRUE NORTH HEALTH NAVIGATION LLC DBA DISPATCHHEALTH	1	60	16	21%	77
HEALTH FIRST - PALM BAY HOSPITAL		2	75	97%	77
WEST VOLUSIA FAMILY AND SPORTS MEDICINE		75	2	3%	77
CLINICAL PATHOLOGY ASSOCIATES-SONIC REFERENCE LAB		76			76
WALGREENS 9627		70	6	8%	76
BROWARD HEALTH MEDICAL CENTER CLINICAL LAB			76	100%	76
GRAND VILLA OF DELAND		70	6	8%	76
DYNAMIC MEDICAL USA			76	100%	76
BAYCARE MEDICAL GROUP		70	6	8%	76
SUWANNEE COUNTY SHERIFF OFFICE		73	3	4%	76
SIGNATURE HEALTHCARE OF MIDDLEBURG		74	2	3%	76
WINDSOR REFLECTIONS		75	1	1%	76
CATHOLIC HEALTH SERVICES REGIONAL LAB		69	7	9%	76
S-H THIRTY-FIVE OPCO- PORT ST LUCIE, LLC	1	75			76
HOLMES COUNTY HEALTH DEPARTMENT	1	62	13	17%	76
MOBILE PHYSICIAN SERVICES INC		68	8	11%	76

# COVID-19: testing by laboratory

Data through Mar 26, 2021 verified as of Mar 27, 2021 at 09:25 AM

Data in this report are provisional and subject to change.

The numbers in the table below represent the number of Florida and non-Florida residents for whom test results were received by the Department of Health. A person can be tested by more than one laboratory and can have both positive and negative results. **Therefore, the sum of the numbers in each column will be larger than the total number of people tested.**

Reporting lab	Inconclusive	Negative	Positive	Percent positive	Total
WE SCREEN LLC		73	2	3%	75
JENNIFER J CHIAVETTA-GRLSANTI DC		60	15	20%	75
JACOBI MEDICAL CENTER		70	5	7%	75
BROWARD HEALTH MEDICAL CENTER		3	72	96%	75
ADVENTHEALTH EXPRESSCARE		45	30	40%	75
PROMEDICA LABORATORIES		21	54	72%	75
SCOTT LAKE HEALTH AND REHABILITATION CENTER		71	3	4%	74
BROOKDALE OVIEDO		72	2	3%	74
OAK MANOR NURSING HOME		70	4	5%	74
NOAH CLINICAL LABORATORY		63	11	15%	74
ROYAL CARE OF AVON PARK		71	3	4%	74
DOH-WEST PALM BEACH BRANCH LABORATORY		3	70	96%	73
ASSOCIATED CLINICAL LABORATORIES		65	8	11%	73
ST JOHNS COUNTY DETENTION CENTER		73			73
WATERCREST ST LUCIE WEST	1	69	3	4%	73
CONSULATE HEALTH CARE - LAKE MARY		72	1	1%	73
EVENTEST, LLC		70	2	3%	72
ALTAMONTE PEDIATRIC ASSOCIATES		31	41	57%	72
HAVEN OF OUR LADY OF PEACE		72			72
Conway Lakes Health and Rehabilitation Center		72			72
INSTITUTE OF PATHOLOGY KINGS COUNTY		70	2	3%	72
DISCOVERY VILLAGE AT PALM BEACH GARDENS		71	1	1%	72
AVOW HOSPICE INC		72			72
WALGREENS 2941		69	3	4%	72
CRAIG BERGER MD PL D/B/A BAY AREA EYE INSTITUTE		72			72
INN AT ASTON GARDENS AT PELICAN POINTE,THE		67	4	6%	71
NORTH FLORIDA PEDIATRICS		57	14	20%	71
ADVANCED LAB		67	4	6%	71
STERLING HOUSE OF TALLAHASSEE	3	62	6	8%	71
TROPICANA MANUFACTURING COMPANY INC		65	6	8%	71
STONY BROOK SOUTHAMPTON		69	2	3%	71
AMMON LABS		61	10	14%	71
MISIR DRUGS LLC		58	13	18%	71
GRACE MEDICAL HOME		57	14	20%	71
Summit Medical Group, Pa Dba Citymd		64	7	10%	71
LAKE CITY VA MEDICAL CENTER			71	100%	71
GV NAPLES OPCO, LLC		69	1	1%	70
ADVENT HEALTH - LAKE MARY		60	10	14%	70
COLONY CARE CENTER		55	15	21%	70
CENTRAL FLORIDA PEDIATRICS		38	32	46%	70
SUNCOAST COMMUNITY HEALTH CENTERS PEDIATRICS		21	49	70%	70
HARMONY CLINIC		1	69	99%	70
MD LABS		43	27	39%	70
USF HEALTH MORSANI CENTER		5	65	93%	70
PANCARE HEALTH - MALONE CLINIC		63	7	10%	70
Highlands Regional Hospital		63	7	10%	70

# COVID-19: testing by laboratory

Data through Mar 26, 2021 verified as of Mar 27, 2021 at 09:25 AM

Data in this report are provisional and subject to change.

The numbers in the table below represent the number of Florida and non-Florida residents for whom test results were received by the Department of Health. A person can be tested by more than one laboratory and can have both positive and negative results. **Therefore, the sum of the numbers in each column will be larger than the total number of people tested.**

Reporting lab	Inconclusive	Negative	Positive	Percent positive	Total
DELCARE PA		55	15	21%	70
SUMMIT AT VENICE	2	63	5	7%	70
INDIGO MANOR		22	47	68%	69
SAN JOSE SENIOR CARE LLC	1	43	25	36%	69
CP/AIG PENSACOLA DEVELOPMENT LLC		66	3	4%	69
LUTHERAN HAVEN ASSISTED LIVING		69			69
PARKSIDE INN	3	64	2	3%	69
GRAND ST PAUL CVS		69			69
FREEDOM SQUARE NURSING CENTER		61	8	12%	69
PLANTATION GENERAL HOSPITAL CLINICAL LAB		26	43	62%	69
SOS MOBILE MEDICAL CARE LLC		58	11	16%	69
CL BRUMBACK PRIMARY CARE CLINICS		17	52	75%	69
LEVY COUNTY DEPARTMENT OF HEALTH		50	19	28%	69
HERITAGE HEALTHCARE AND REHABILITATION CENTER		69			69
BOND CLINIC DR ELDEEB		35	34	49%	69
MEMORIAL MANOR		69			69
BENTLEY CARE CENTER		68			68
TITUSVILLE FAMILY PRACTICE		16	52	76%	68
PANCARE HEALTH - FREEPORT CLINIC SUITE B		59	9	13%	68
AEL- MEMPHIS		17	51	75%	68
BIG BOCA SMILES LLC		66	2	3%	68
SUNCOAST OPTIMAL WELLNESS		23	45	66%	68
BROOKDALE BONITA SPRINGS		67	1	1%	68
TREASURE COAST PEDIATRICS PA		62	6	9%	68
LONGWOOD CARDIOLOGY			67	100%	67
EC OPCO PENSACOLA, LLC		66	1	1%	67
AR ANESTHESIA LLC		66	1	1%	67
MEASE MANOR INC		63	4	6%	67
THOMAS INTERNAL MEDICINE		56	11	16%	67
GENPATH			67	100%	67
Stratford Court of Palm Harbor		56	10	15%	66
SOMERBY OF SANTA ROSA BEACH		57	9	14%	66
DEVELOPMENTAL DISABILITIES DEFENDANT PROGRAM		64	2	3%	66
MEDEX MEDICAL EXPRESS OF PALATKA			66	100%	66
NOMI HEALTH LAB SERVICES LLC		5	61	92%	66
MED EXPRESS		6	60	91%	66
AMERICAN FAMILY MEDICAL		53	13	20%	66
NORTH SHORE UNIVERSITY HOSPITAL LABORATORY		60	6	9%	66
JOHN KNOX VILLAGE OF CENTRAL FLORIDA		61	5	8%	66
BOND AND STEELE CLINIC, PA		51	14	22%	65
TREASURE COAST FORENSIC TREATMENT CTR		44	21	32%	65
BROOKDALE CENTRE POINTE	1	64			65
OUT OF STATE		40	25	38%	65
ISLAND COAST PEDIATRICS		58	7	11%	65
WADSWORTH HEALTH CENTER		62	3	5%	65
OKEECHOBEE URGENT CARE		17	48	74%	65

# COVID-19: testing by laboratory

Data through Mar 26, 2021 verified as of Mar 27, 2021 at 09:25 AM

Data in this report are provisional and subject to change.

The numbers in the table below represent the number of Florida and non-Florida residents for whom test results were received by the Department of Health. A person can be tested by more than one laboratory and can have both positive and negative results. **Therefore, the sum of the numbers in each column will be larger than the total number of people tested.**

Reporting lab	Inconclusive	Negative	Positive	Percent positive	Total
CORAL GABLES HOSPITAL			65	100%	65
FLORIDA MEDICAL CLINIC PA		46	19	29%	65
SUMMER VISTA ASSISTED LIVING		38	27	42%	65
VETERANS AFFAIRS MEDICAL CENTER - GULF COAST		27	38	58%	65
ADVENT HEALTH CENTRA CARE - WINTER GARDEN		19	46	71%	65
SAMFORD UNIVERSITY HEALTH SERVICES		64	1	2%	65
JOSEPH L MORSE GERIATRIC CENTER	2	59	3	5%	64
NEMOURS CHILDRENS PRIMARY CARE OVIEDO		51	13	20%	64
TRINITY AL SENIOR HOUSING LLC		45	19	30%	64
NXGEN MDX		20	44	69%	64
GREENLEAF ALF		63	1	2%	64
ARTHREX MEDICAL CENTER		39	25	39%	64
APC PEDIATRICS AT RYE ROAD MEDICAL PARK		63			63
DAVID POSNACK JEWISH DAY SCHOOL		63			63
VIERA HEALTH AND REHABILITATION CENTER		62	1	2%	63
MEDI CLINIC SARASOTA INC		62	1	2%	63
HERNANDO COUNTY FIRE RESCUE DISTRICT		29	34	54%	63
BEEHIVE HOMES OF GULF BREEZE		47	16	25%	63
TOWERS HOME CARE		59	4	6%	63
FLORIDA HEALTH CARE		8	55	87%	63
MENTAL HEALTH CARE INC		53	9	15%	62
INTERNAL MEDICINE ASSOCIATES PA		58	4	6%	62
EMERALD COAST HOSPICE		61	1	2%	62
BURRY'S PHARMACY INC		37	25	40%	62
LAKELAND REGIONAL HEALTH		38	24	39%	62
LINCOLN MEDICAL AND MENTAL HEALTH CENTER		59	3	5%	62
OVERLOOK HOSPITAL LABORATORY		57	5	8%	62
BLOCK NATION CHASE		50	12	19%	62
ADVENT HEALTH - PALM COAST		1	61	98%	62
NORTH FLORIDA MEDICAL CENTER		58	4	6%	62
COLLIER COUNTY JAIL		60	2	3%	62
WILSON MEMORIAL REGIONAL MEDICAL CENTER		58	4	6%	62
VILLAGES VA CBOC	2	54	5	8%	61
AESTHETIC ENHANCEMENTS		61			61
AESTHETIC SURGERY CENTER OF WINTER PARK, THE	3	53	5	8%	61
TROY REGIONAL MEDICAL CENTER		50	11	18%	61
WASHINGTON REHABILITATION AND NURSING CENTER		51	10	16%	61
PALM BAY URGENT CARE		28	33	54%	61
MICHAEL AKPEKE MD		52	9	15%	61
SILVER LAKE PEDIATRICS PA		55	6	10%	61
MINUTECLINIC DIAGNOSTIC OF NEW JERSEY		54	7	11%	61
BRADFORD COUNTY HEALTH DEPARTMENT		60	1	2%	61
RITECARE MED CTR H			61	100%	61
BREVARD HEALTH ALLIANCE INC		57	3	5%	60
CINNAMON COVE ALF		59	1	2%	60
BioReference Laboratories, Inc		8	52	87%	60



# COVID-19: testing by laboratory

Data through Mar 26, 2021 verified as of Mar 27, 2021 at 09:25 AM

Data in this report are provisional and subject to change.

The numbers in the table below represent the number of Florida and non-Florida residents for whom test results were received by the Department of Health. A person can be tested by more than one laboratory and can have both positive and negative results. **Therefore, the sum of the numbers in each column will be larger than the total number of people tested.**

Reporting lab	Inconclusive	Negative	Positive	Percent positive	Total
LPG CONVENIENT CARE AT PINE ISLAND ROAD		54	6	10%	60
EAST HILL PHARMACY		42	18	30%	60
SONORAN DESERT PATHOLOGY ASSOCIATES		3	57	95%	60
81ST MEDICAL GROUP		28	32	53%	60
THE PRESERVE AT CLEARWATER		58	2	3%	60
TWIN CREEKS ASSISTED LIVING & MEMORY CARE		57	3	5%	60
ST FRANCIS HOSPITAL		52	8	13%	60
TALLAHASSEE VA OPC		58	2	3%	60
THE GOOD SHEPARDS OF DELAND-WEST		59	1	2%	60
PERSONAL PEDIATRICS		53	7	12%	60
INTERNAL LAB		50	9	15%	59
MILLENMUM PHYSICIANS GROUP		1	58	98%	59
FERN PARK DEVELOPMENTAL CENTER		5	54	92%	59
CARDIOLOGY AND MEDICINE ASSOCIATES		43	16	27%	59
MICHAEL A VENAZIO MD		56	3	5%	59
UHEALTH AT FISHER ISLAND			59	100%	59
CVS MINUTE CLINIC		1	58	98%	59
INFINITY BIOLOGIX LLC OAKDALE		56	3	5%	59
BIOTECH		52	7	12%	59
TBI RESIDENTIAL SERVICES, INC.		48	11	19%	59
BIG BEND CARES, INC		51	8	14%	59
Palms at Ponte Vedra Assisted Living and Memory Care		56	3	5%	59
WAVE CREST HEALTH AND REHABILITATION CENTER		57	2	3%	59
ROCKLEDGE REGIONAL MEDICAL CENTER		30	29	49%	59
STEINHATCHEE FAMILY MEDICAL CENTER	1	50	8	14%	59
HORIZON ALF		57	1	2%	58
PANCARE HEALTH - JACKSON COUNTY		47	11	19%	58
BRANDON COMMUNITY HEALTH CENTER		44	14	24%	58
KINDRED HOSPITAL CENTRAL TAMPA BLOOD GAS	1	52	5	9%	58
MICHIGAN DEPARTMENT OF HEALTH AND HUMAN SERVICES	1		57	98%	58
SONATA BOCA RATON		54	4	7%	58
TUKA PEDIATRICS		7	51	88%	58
MEDLOGIC LABORATORIES		3	55	95%	58
Margate Health and Rehabilitation Center		56	2	3%	58
KEY WEST MEDICAL CENTER	1	50	6	11%	57
BARNETT PARK		2	55	96%	57
THE CANOPY AT BERRYHILL		57			57
DEPT OF VA MED CENTE-WEST PALM BEACH			57	100%	57
PALM RIVER COMMUNITY HEALTH CENTER		52	5	9%	57
GENESIS DERMATOLOGY		53	4	7%	57
MINUTECLINIC DIAGNOSTIC OF KANSAS, PA		48	9	16%	57
ASCENSION SACRED HEART BAY LABORATORY		54	3	5%	57
KAPG FLEMING ISLAND SENIOR HOUSING OPCO LLC	1	56			57
MALCOM RANDALL DEPT OF VAMC			57	100%	57
ST CLOUD PHYSICIAN MANAGEMENT LLC DBA ST CLOUD		28	29	51%	57
ALZHEIMERS CARE CENTER OF VIERA LTD		37	20	35%	57

# COVID-19: testing by laboratory

Data through Mar 26, 2021 verified as of Mar 27, 2021 at 09:25 AM

Data in this report are provisional and subject to change.

The numbers in the table below represent the number of Florida and non-Florida residents for whom test results were received by the Department of Health. A person can be tested by more than one laboratory and can have both positive and negative results. **Therefore, the sum of the numbers in each column will be larger than the total number of people tested.**

Reporting lab	Inconclusive	Negative	Positive	Percent positive	Total
CDR MAGUIRE INC	1	7	49	86%	57
BUECHELE DENTAL PA DBA CLERMONT FAMILY DENTISTRY		47	10	18%	57
THE PLAYERS CHAMPIONSHIP		57			57
CHILDREN'S HOSPITAL OF ALABAMA		56	1	2%	57
SUMTER PEDIATRICS		52	5	9%	57
TIFFANY HALL NURSING AND REHAB		44	12	21%	56
COOPER FAMILY MEDICAL, PLLC		46	10	18%	56
FINLAY CLINICAL LABORATORY		20	36	64%	56
GOOD HEARTS COVID TESTING		13	43	77%	56
MEADOWCREST FAMILY PHYSICIANS PA	1	33	22	39%	56
EAGLES WATCH CLUSTER		47	9	16%	56
MARQUIS LABS, LLC		55	1	2%	56
ROSECASTLE OF JACKSONVILLE LLC		55	1	2%	56
FLORIDA HEALTH CARE DELAND			56	100%	56
MAUREEN OROURKE-FUTEY			56	100%	56
ALEXANDER NININGER STATE VETERANS		56			56
HIALEAH HOSPITAL RESPIRATORY DEPT			56	100%	56
PHYSICIANS PRIMARY CARE OF SOUTHWEST FLORIDA		39	17	30%	56
CARE CENTERS OF NASSAU LLC MINER ROAD SOUTH		56			56
KESHAV RX LLC		45	11	20%	56
THE TRADITION OF THE PALM BEACHES		55	1	2%	56
ADVENT HEALTH - MOUNT DORA		10	46	82%	56
ATRIA PARK OF LAKE FOREST (WG HERITAGE LF LLC)		54	2	4%	56
PREMIER MEDICAL ASSOCIATES ALL FLORIDA LLC		54	1	2%	55
CAMPBELL URGENT CARE			55	100%	55
KENDALL REGIONAL MEDICAL CENTER LAB	3		52	95%	55
FAMILY HEALTH CENTER		40	15	27%	55
GOLDEN POND COMMUNITIES		55			55
SONATA HUNTERS CREEK		47	8	15%	55
Salerno Bay Health & Rehabilitation Center		45	10	18%	55
ALL AMERICAN URGENT CARE			55	100%	55
SARATOGA HOSPITAL LABORATORY		50	5	9%	55
PATHOLOGY CONSULTANTS OF NEW MEXICO		55			55
NITE LITE PEDIATRICS - PORT ST. LUCIE		46	9	16%	55
SAFARI PEDIATRICS PA		54	1	2%	55
MINUTECLINIC DIAGNOSTIC OF HAWAII LLC		47	7	13%	54
CAMBRIDGE SECURITY SERVICES		51	3	6%	54
UNITED LABORATORY SERVICES CORPORATION		38	16	30%	54
FUTURE PEDIATRICS		51	3	6%	54
FAMILY EXTENDED CARE OF PUNTA GORDA		54			54
CERTUS MTD OPCP LLC		52	2	4%	54
PALM BAY PEDIATRICS		36	18	33%	54
ST. CLOUD MEDICAL GROUP		54			54
FAST PACE MEDICAL CLINIC, PLLC		47	7	13%	54
JUNIPER VILLAGE AT NAPLES		53	1	2%	54
DOT DOC SARASOTA		49	5	9%	54

# COVID-19: testing by laboratory

Data through Mar 26, 2021 verified as of Mar 27, 2021 at 09:25 AM

Data in this report are provisional and subject to change.

The numbers in the table below represent the number of Florida and non-Florida residents for whom test results were received by the Department of Health. A person can be tested by more than one laboratory and can have both positive and negative results. **Therefore, the sum of the numbers in each column will be larger than the total number of people tested.**

Reporting lab	Inconclusive	Negative	Positive	Percent positive	Total
APOLLOMDX LABS		32	22	41%	54
SARASOTA CO. HEALTH DEPT # 58		40	14	26%	54
CLERMONT HEALTH AND REHAB		40	14	26%	54
PROMEDICA SENIOR LIVING		51	3	6%	54
WEST ISLIP URGENT CARE		49	5	9%	54
MISSION OAKS ASSISTED LIVING□		51	2	4%	53
UNIVERSITY OF WEST FLORIDA, THE		52	1	2%	53
Osprey Point Nursing Center		51	2	4%	53
BARNES HEALTHCARE OF FLORIDA LLC		49	4	8%	53
S-H THIRTY FIVE OPCO - ORANGE CITY, LLC		43	10	19%	53
GENTIVA HEALTH SERVICES CERTIFIED INC		50	3	6%	53
VALENCIA HOUSE ALF		52	1	2%	53
QUOTIENT SCIENCES LABS LLC			53	100%	53
SOMERSET			53	100%	53
NICEVILLE URGENT CARE		8	45	85%	53
ERIC C MRSHAL, MD, PC #1842		50	3	6%	53
SANTA BARBARA CARE CENTER		35	18	34%	53
ST VINCENTS PRIMARY CARE		48	5	9%	53
VPA PC LAB		48	5	9%	53
LITTLE NECK URGENT CARE		50	2	4%	52
ERDOX		49	3	6%	52
LPG PRIMARY CARE AT SURFSIDE		46	6	12%	52
CALHOUN COUNTY HEALTH DEPT		25	27	52%	52
INTERNAL MEDICINE SPECIALIST		46	6	12%	52
ROCHESTER GENERAL HOSPITAL LABORATORY		48	4	8%	52
ADVENT HEALTH		49	3	6%	52
SNH BRFL TENANT LLC	2	50			52
SOUTHSIDE HOSPITAL NORTHWELL HEALTH LABORATORY		45	7	13%	52
EMERGENCY PHYSICIANS MEDICAL CENTER LLC		34	18	35%	52
LPG PEDIATRICS AT PAGE FIELD		50	1	2%	51
PENNSYLVANIA DEPARTMENT OF HEALTH BUREAU OF LABORATORIES			51	100%	51
Jupiter Medical Center Pavilion		50	1	2%	51
LAKELAND REGIONAL HEALTH GATEWAY CENTER		28	23	45%	51
AVANTE ST CLOUD		48	3	6%	51
INN AT THE FOUNTAINS, THE		34	17	33%	51
GULFVIEW MEDICAL INSTITUTE		51			51
OAKS OF CLEARWATER, THE		48	3	6%	51
MIAMI CLINICAL RESEARCH CORP		12	39	76%	51
ORCHID COVE AT DAYTONA		45	5	10%	50
SOUTHEAST ALABAMA MEDICAL CENTER			50	100%	50
PORT ST. LUCIE - ZAXBY'S		50			50
HILA BECKERMAN MD LLC	1	45	4	8%	50
ADVENT HEALTH EXPRESS CARE		5	45	90%	50
MIRIMUS CLINICAL LABS	1	20	29	58%	50
TRADITIONAL HOME HEALTH OF PALM BEACH INC		49	1	2%	50
WALGREENS #10373		48	2	4%	50

# COVID-19: testing by laboratory

Data through Mar 26, 2021 verified as of Mar 27, 2021 at 09:25 AM

Data in this report are provisional and subject to change.

The numbers in the table below represent the number of Florida and non-Florida residents for whom test results were received by the Department of Health. A person can be tested by more than one laboratory and can have both positive and negative results. **Therefore, the sum of the numbers in each column will be larger than the total number of people tested.**

Reporting lab	Inconclusive	Negative	Positive	Percent positive	Total
SOUTH CAROLINA DEPT OF HEALTH AND ENVIRONMENT CONTROL		11	39	78%	50
MEDICAL PAVILION CLINIC		36	14	28%	50
PHILLIPPE RIDGE		38	12	24%	50
BENTON HOUSE OF PORT ORANGE		44	6	12%	50
BETHUNE-COOKMAN UNIVERSITY		32	18	36%	50
ALLEGRO		47	2	4%	49
USF		1	48	98%	49
SUNY UPSTATE OVERFLOW LABORATORY		49			49
RAINBOW PEDIATRICS PC LLC / BREAKFAST POINT		38	11	22%	49
CENTRA CARE - LAKE NONA		6	43	88%	49
PRACTICE MANAGEMENT OF AMERICA, INC.		7	42	86%	49
DOH		23	26	53%	49
SOLARIS SENIOR LIVING NORTH NAPLES		48	1	2%	49
HOME CARE PHARMACY		49			49
BENTLEY VILLAGE II		40	9	18%	49
MINUTECLINIC DIAGNOSTIC OF SOUTH CAROL		45	4	8%	49
HEALTH FIRST - CAPE CANAVERAL HOSPITAL		1	48	98%	49
NORTHBROOK CENTER FOR		47	2	4%	49
SOFT CELL LABORATORIES		45	4	8%	49
NORTH FLORIDA PEDIATRICS - JACKSONVILLE		44	5	10%	49
SPRING MANOR ASSISTED LIVING		48			48
NAPLES PEDIATRICS INC		43	5	10%	48
GRAND OAKS OF PALM CITY LLC	1	41	6	13%	48
BAY CENTER HURRICANE SHELTER		48			48
ADVENTHEALTH MEDICAL GROUP MULTISPECIALTY			48	100%	48
CAREMED INTERNAL MEDICINE		30	18	38%	48
GRAND AVENUE RX			48	100%	48
NEW YORK PRESBYTERIAN - QUEENS DIAGNOSTIC		44	4	8%	48
ST ANTHONYS PRIMARY CARE LLC/JACKSON STREET			48	100%	48
COURTYARD GARDENS OF JUPITER		48			48
LONG ISLAND UNIVERSITY - POST CAMPUS		48			48
SEWANEE MOLECULAR DIAGNOSTICS LABORATO		48			48
PREMIER COMMUNITY HEALTHCARE GROUP INC		46	2	4%	48
QHC UPSTATE MEDICAL PC		40	8	17%	48
S-H THIRTY FIVE OPCO - LUTZ, LLC		47	1	2%	48
POPLAR HEALTHCARE PLLC	1	11	36	75%	48
PREMIER MEDICAL ASSOCIATES		46	2	4%	48
FHMG_CTR FOR SENIOR HEALTH		43	5	10%	48
THE TERRACE OF JACKSONVILLE		3	45	94%	48
ADVENT HEALTH - LAKE WALES		35	12	26%	47
FELICIDAD MEDICAL CENTER		1	46	98%	47
CAPE REGIONAL MEDICAL CENTER		45	2	4%	47
MARIANNA HEALTH AND REHABILITATION CENTER		46	1	2%	47
HERNANDO ENDOSCOPY AND SURGERY CENTER		36	11	23%	47
COMPLETE HOME CARE OF THE PALM BEACHES LLC		43	4	9%	47
INTERLAB		1	46	98%	47

# COVID-19: testing by laboratory

Data through Mar 26, 2021 verified as of Mar 27, 2021 at 09:25 AM

Data in this report are provisional and subject to change.

The numbers in the table below represent the number of Florida and non-Florida residents for whom test results were received by the Department of Health. A person can be tested by more than one laboratory and can have both positive and negative results. **Therefore, the sum of the numbers in each column will be larger than the total number of people tested.**

Reporting lab	Inconclusive	Negative	Positive	Percent positive	Total
BAPTIST URGENT CARE		43	4	9%	47
MADISON COUNTY MEMORIAL HOSPITAL LABORATORY		15	32	68%	47
Citymd Of Toms River		41	6	13%	47
NAVARRE GARDENS		41	6	13%	47
CVS NY4098030POCT NEW YORK		46			46
NORTH FLORIDA / SOUTH GEORGIA VETERANS HEALTH SYSTEM		1	45	98%	46
CITYMD OF MANAHAWKIN		44	2	4%	46
TAMPA BAY CONCIERGE DOCTOR, LLC		44	2	4%	46
H LEE MOFFITT CANCER CENTER MICRO		46			46
KAPG ST AUGUSTINE SENIOR HOUSING OPCO LLC		37	9	20%	46
NIGHT LITE PEDIATRICS CENTER LLC		10	36	78%	46
WINTER GARDEN REHAB AND NURSING CENTER		42	4	9%	46
PATRICK MANOR INCORPORATED		46			46
HARTFORD HEALTH SERVICES LLC		46			46
LONG ISLAND JEWISH MED CTR		43	3	7%	46
MOBILE DOC FL, LLC		29	17	37%	46
EAST MANATEE FAMILY	1	1	44	96%	46
ADVENTIST HEALTH SYSTEM FLORIDA		31	15	33%	46
PINES NURSING HOME		44	2	4%	46
FAMILY EXTENDED CARE OF WINTER HAVEN		44	2	4%	46
WG EVERGREEN WOODS SH LLC		46			46
COLLIER BLVD HMA PHYSICIAN MANAGEMENT LLC		46			46
CORNERSTONE PEDIATRICS		35	11	24%	46
TRICORE REF LABS - UNIV OF NM		46			46
EMED LABS, LLC	3	43			46
INTERCOASTAL MEDICAL GROUP			46	100%	46
OCOOE PEDIATRICS		39	7	15%	46
ADVENT HEALTH MEDICAL GROUP OB GYN AT		40	6	13%	46
GEORGE E WEEMS MEMORIAL HOSPITAL LAB		36	10	22%	46
PREMIER PLACE HEALTHCARE AT THE GLENVIEW		46			46
Guardian Care Nursing and Rehabilitation Center		46			46
IMA MEDICAL CENTER		31	15	33%	46
HOLY NAME HOSPITAL LABORATORY		43	2	4%	45
BIOREFERENCE LABORATORIES INC		4	41	91%	45
COLLIER URGENT CARE CENTERS		44	1	2%	45
LARA HEALTH AND WELLNESS CENTER LLC		45			45
LAKE CO EMPLOYEE HEALTH AND WELLNESS CENTER		41	4	9%	45
STUART URGENT CARE			45	100%	45
LINCOLN DIAGNOSTIC LAB		43	2	4%	45
CARE 4 U MANAGEMENT, INC			45	100%	45
NEOGENOMICS LABORATORIES INC		45			45
ALLIANCE OF PHYSICIANS AGAINST COVID-19			45	100%	45
REDI-MED WALK-IN FAMILY CARE			45	100%	45
GRAMERCY PARK URGENT CARE		43	2	4%	45
BRP SH OPCO LLC		45			45
SOUTHPORT SQUARE HARBOUR HEALTH		45			45

# COVID-19: testing by laboratory

Data through Mar 26, 2021 verified as of Mar 27, 2021 at 09:25 AM

Data in this report are provisional and subject to change.

The numbers in the table below represent the number of Florida and non-Florida residents for whom test results were received by the Department of Health. A person can be tested by more than one laboratory and can have both positive and negative results. **Therefore, the sum of the numbers in each column will be larger than the total number of people tested.**

Reporting lab	Inconclusive	Negative	Positive	Percent positive	Total
NEXT MOLECULAR ANALYTICS		14	31	69%	45
POINTE AT NEW PORT PLACE,THE		45			45
PANCARE HEALTH - BAY COUNTY - YOUNGSTOWN		40	5	11%	45
TGH URGENT CARE POWERED BY FAST TRACK			44	100%	44
ADVENTHEALTH MEDICAL GROUP FAMILY MEDICINE		39	5	11%	44
GUIDEWELL EMERGENCY MEDICINE DOCTORS LLC		19	25	57%	44
LYSTER ACH FT RUCKER AL		41	3	7%	44
SAN CARLOS PHARMACY		39	5	11%	44
ASHTON PLACE	3	37	4	9%	44
MORTON PLANT			44	100%	44
LUTHERAN HAVEN EXTENDED CONGREGATE CAR		44			44
RADIOLOGY ASSOCIATES OF VENICE AND ENGLEWOOD		42	2	5%	44
FLORIDA HOSPITAL		28	16	36%	44
PEDIATRICS OF CENTRAL FLORIDA – SAINT CLOUD	2	40	2	5%	44
SHERMAN-ABRAMS LABORATORY INC		40	4	9%	44
THE MERIDIAN AT BOCA RATON	1	43			44
VANDERBILT UNIVERSITY MEDICAL CENTER		39	5	11%	44
WALGREENS 3145		41	3	7%	44
Gulf Shore Care Center		39	5	11%	44
CITY OF CAPE CORAL		34	10	23%	44
Gulfport Rehabilitation Center		40	3	7%	43
ENCOMPASS HEALTH REHABILITATION HOSPITAL OF LARGO		40	3	7%	43
DUVAL PHARMACY		32	11	26%	43
ROYAL PALM SENIOR RESIDENCE		43			43
PINELLAS INTERNAL MEDICINE ASSOCIATES	1	39	3	7%	43
PRINCETON VILLAGE□		39	4	9%	43
DOCTORS CENTER PA,THE		37	6	14%	43
ISLAND URGENT CARE PLLC		41	2	5%	43
UNION MEDICAL CARE PLLC		43			43
WOLFF CTR FOR CHILD & ADOLESCENT HEALTH PLLC,THE		26	17	40%	43
FIRST CHOICE URGENT CARE		12	31	72%	43
BRANCH MEDICAL CLINIC			43	100%	43
ADVANCE URGENT CARE CENTER, LLC		2	41	95%	43
PLAINVIEW URGENT CARE		40	3	7%	43
COURTYARD GARDENS OF BOYNTON BEACH, LLC		40	3	7%	43
LAKE MARY KIDS CENTRA CARE		33	10	23%	43
VIP WALK IN CLINIC		21	22	51%	43
MULBERRY CARE CENTER		36	7	16%	43
CHILDRENS CLINIC		13	30	70%	43
LOURDES HOSPITAL INC		41	2	5%	43
MILLENNIA ADVANCED SCIENTIFIC LLC			42	100%	42
JFK MEDICAL CENTER NORTH LAB		1	41	98%	42
BENTON HOUSE OF ST. JOHNS		40	2	5%	42
University Hills health and Rehabilitation		32	10	24%	42
URGENT CARE & WELLNESS CENTER		10	32	76%	42
OPTUMCARE SOUTH FLORIDA, LLC		35	7	17%	42

# COVID-19: testing by laboratory

Data through Mar 26, 2021 verified as of Mar 27, 2021 at 09:25 AM

Data in this report are provisional and subject to change.

The numbers in the table below represent the number of Florida and non-Florida residents for whom test results were received by the Department of Health. A person can be tested by more than one laboratory and can have both positive and negative results. **Therefore, the sum of the numbers in each column will be larger than the total number of people tested.**

Reporting lab	Inconclusive	Negative	Positive	Percent positive	Total
CVS MINUTE CLINIC DIAGNOSTIC OF NORTH CAROL		36	6	14%	42
MINUTECLINIC, LLC		36	6	14%	42
PACIFICA SENIOR LIVING OCALA		37	5	12%	42
MAIMONIDES-SHALOM ACADEMY, INC		41	1	2%	42
KIVA AT CANTERBURY		25	17	40%	42
SUNCOAST TECHNICAL COLLEGE SCHOOL OF HEALTH		42			42
Atlantic Shore Nursing and Rehab		42			42
CLINICAL LABORATORY		42			42
A & R RESEARCH GROUP		35	6	15%	41
PORT CHARLOTTE HMA		37	4	10%	41
CROSSROADS URGENT CARE		26	15	37%	41
FLORIDA HOSPITAL NEW SMYRNA		4	37	90%	41
ATRIA WILLOW WOOD		39	2	5%	41
STAT ONE URGENT CARE CENTER		2	39	95%	41
PEDIATRICS OF CENTRAL FLORIDA KISSI		33	8	20%	41
AVALON PARK RETIREMENT RESIDENCE		40	1	2%	41
ORTHOPAEDIC SURGERY CENTER		41			41
IMA MEDICAL GROUP POINCIANA		18	23	56%	41
BRONX LEBANON HOSPITAL-MEDICAL CENTER		37	4	10%	41
NORTHWELL HEALTH PLAINVIEW HOSPITAL LABORATORY		32	9	22%	41
WHITE-WILSON MEDICAL CENTER		30	11	27%	41
CITRUS COUNTY HEALTH DEPARTMENT		35	6	15%	41
UNIVERSITY OF ALABAMA		38	3	7%	41
SIMEDHEALTH LLC		33	8	20%	41
MID-FLORIDA PATHOLOGY, LLC		33	8	20%	41
ST JOSEPHS HOSPITAL SOUTH HOSPITAL			40	100%	40
LEE COMMUNITY HEALTHCARE - LEHIGH		33	7	18%	40
PRIDE DIAGNOSTICS		24	16	40%	40
Signature Healthcare of Ormond		40			40
Bon Secours Maria Manor		35	5	13%	40
NORTH CAROLINA DEPARTMENT OF HEALTH & HUMAN SERVICES	1		39	98%	40
LONGLEAF DIAGNOSTIC LABORATORIES		11	29	73%	40
ROADS PEDIATRICS,LLC		38	2	5%	40
M&V SAN JOSE MEDICAL CENTER			40	100%	40
LABCORP		16	24	60%	40
CAPITAL REGIONAL MEDICAL CENTER		2	38	95%	40
CLINICAL PATHOLOGY LABORATORIES, INC		40			40
ADVENT HEALTH CENTRA CARE - LAKE LAND		30	10	25%	40
MEDEX MEDICAL EXPRESS OF PALATKA LLC			39	100%	39
TGH URGENT CARE - RIVERVIEW			39	100%	39
CORRECTIONAL MEDICAL GROUP		27	12	31%	39
GUYAN VALLEY WELLNESS CENTER		32	7	18%	39
BAY COUNTY JAIL ANNEX		34	5	13%	39
MAIN STREET MEDICAL CENTER OF CRESTVIEW PA		20	19	49%	39
GENEXPERT			39	100%	39
WG BAYPOINT VILLAGE SH LLC		38	1	3%	39

# COVID-19: testing by laboratory

Data through Mar 26, 2021 verified as of Mar 27, 2021 at 09:25 AM

Data in this report are provisional and subject to change.

The numbers in the table below represent the number of Florida and non-Florida residents for whom test results were received by the Department of Health. A person can be tested by more than one laboratory and can have both positive and negative results. **Therefore, the sum of the numbers in each column will be larger than the total number of people tested.**

Reporting lab	Inconclusive	Negative	Positive	Percent positive	Total
BOND CLINIC, PA		9	30	77%	39
CLINICAL RESEARCH SEQUENCING PLATFORM		8	31	79%	39
BAYSHORE PATHOLOGY CONSULTANTS PA		37	2	5%	39
LAKE INTERNAL MEDICINE ASSOCIATES PA		32	7	18%	39
CEDAR CREEK AT KINGS BAY INC		39			39
BROOKDALE BRANDON	1	38			39
MINUTECLINIC DIAGNOSTIC OF NORTH CAROLINA		38	1	3%	39
SUNSHINE ASSISTED LIVING		39			39
PREMISE HEALTH MIA		1	38	97%	39
LIGHTHOUSE PEDIATRICS OF NAPLES		35	4	10%	39
CDR MAGUIRE - MIAMI BEACH CC MISSION 17388		2	37	95%	39
BRIDGEVIEW CENTER LLC		27	12	31%	39
BIOFIRE		7	32	82%	39
JUNIPER VILLAGE AT CAPE CORAL		34	5	13%	39
MOLECULAR DIAGNOSTICS		5	33	87%	38
ANDALUSIA HEALTH		21	17	45%	38
EASTERN SHORE URGENT CARE		27	11	29%	38
ATRIA SAN PABLO		36	2	5%	38
AUTUMN OF SARASOTA		12	26	68%	38
FLORIDA DEPARMENT OF HEALTH CLAY COUNTY		25	13	34%	38
STETSON UNIVERSITY STUDENT HEALTH CENTER		3	35	92%	38
HOMEWOOD RESIDENCE AT FREEDOM PLAZA		37	1	3%	38
MAKO MEDICAL		21	17	45%	38
STEWART MEDICAL GROUP, INC		21	17	45%	38
Life Care Center of Citrus County		37	1	3%	38
HIGHLANDS COUNTY FIRE RESCUE		38			38
THE MEDICAL GROUP OF SOUTH FLORIDA INC		34	4	11%	38
CCRC @ SUNFLOWER LLC		35	3	8%	38
PATHOGENIUS LABORATORIES		30	7	19%	37
BULLS HEAD URGENT CARE		35	2	5%	37
ONE MILO		37			37
PONCE THERAPY CARE CENTER		34	3	8%	37
INNOVATION CLINICAL TRIALS, INC			37	100%	37
ST AUGUSTINE PEDIATRIC ASSOC		33	4	11%	37
NIGHT LITE PEDIATRIC CENTER		10	27	73%	37
BELVEDERE COMMONS OF SUN CITY CENTER		37			37
FAMILY EXTENDED CARE OF SEBRING INC		35	2	5%	37
HOLZER HEALTH CENTER		5	32	86%	37
HR SARASOTA OPERATOR LLC		25	12	32%	37
CONNECTICUT DEPARTMENT OF HEALTH		22	15	41%	37
SOMA MEDICAL CENTER PA #3		5	32	86%	37
ST JOSEPHS CHILDRENS OUTREACH			37	100%	37
ALAN A SMITH MD LLC		34	3	8%	37
THE COLLIER AT NAPLES		36	1	3%	37
MINUTECLINIC DIAGNOSTIC OF RHODE ISLAND, LLC #1544		36	1	3%	37
TAYLORVILLE FAMILY MEDICINE		30	7	19%	37



# COVID-19: testing by laboratory

Data through Mar 26, 2021 verified as of Mar 27, 2021 at 09:25 AM

Data in this report are provisional and subject to change.

The numbers in the table below represent the number of Florida and non-Florida residents for whom test results were received by the Department of Health. A person can be tested by more than one laboratory and can have both positive and negative results. **Therefore, the sum of the numbers in each column will be larger than the total number of people tested.**

Reporting lab	Inconclusive	Negative	Positive	Percent positive	Total
BITTINGS APOTHECARY INC		33	4	11%	37
PREMIUM HEALTH SERVICES OF TAMPA BAY LLC		19	18	49%	37
ACCURATE DIAGNOSTIC LAB		35	2	5%	37
LPG PULMONOLOGY-COCONUT POINT		32	5	14%	37
SIDDH INC DBA SAN CARLOS PHARMACY		33	3	8%	36
LPG CONVENIENT CARE AT METRO		33	3	8%	36
MINUTECLINIC DIAGNOSTIC MEDICAL GROUP		33	3	8%	36
NAPHCARE INC		31	5	14%	36
NEWPATH DIAGNOSTICS		28	8	22%	36
ALWAYS BEST CARE SENIOR SERVICES		33	3	8%	36
IMMEDIATE CARE PA		32	4	11%	36
ST JUDE LABORATORIES		33	3	8%	36
CENTRAL FLORIDA HEALTH CARE INC WAUCHULA SITE 2		29	7	19%	36
HARMONY HEALTH OPCO, LLC		15	21	58%	36
FAMILY AND INTERNAL MEDICINE AT AVALON PARK		32	4	11%	36
ADULT MEDICINE OF LAKE COUNTY INC			36	100%	36
PROFESSIONAL PEDIATRICS		34	2	6%	36
BVL/LITTLE ANGEL PEDIATRICS		36			36
WASHINGTON COUNTY HEALTH DEPARTMENT		24	12	33%	36
PECONIC BAY MEDICAL CENTER LABORATORY		27	9	25%	36
University Hospital		30	5	14%	35
MAINSTREET FAMILY URGENT CARE		1	34	97%	35
ST LUCIE COUNTY JAIL		26	9	26%	35
ARCPPOINT LABS OF WEST PALM BEACH		3	32	91%	35
NCHD		21	14	40%	35
MINUTECLINIC DIAGNOSTIC OF MICHIGAN		32	3	9%	35
BOCA TOXICOLOGY LLC		33	2	6%	35
NORTH FLORIDA PHARMACY		33	2	6%	35
COLLIER HMA PHYSICIAN MANAGEMENT LLC		27	8	23%	35
POARCH BANC CREEK INDIANS TRIBAL HEALTH DEPARTMENT			35	100%	35
WUESTHOFF MEMORIAL HOSPITAL			35	100%	35
MINUTECLINIC DIAGNOSTIC OF LOUISIANA		33	2	6%	35
PALM POINT BEHAVIORAL HEALTH		35			35
WALGREENS COVID-19		27	8	23%	35
BASSETTI MEDICAL RESEARCH INC		29	6	17%	35
P23 LABS		35			35
EAST CENTRAL FLORIDA OUTPATIENT IMAGING		23	12	34%	35
COASTAL LABORATORIES OF FLORIDA		32	3	9%	35
ADVENT HEALTH - FISH MEMORIAL		2	33	94%	35
D W MCMILLAN MEMORIAL HOSPITAL		24	11	31%	35
PARKSIDE HEALTH AND REHABILITATION CENTER			35	100%	35
ISLAND LAKE CENTER		14	21	60%	35
IRL		4	31	89%	35
PATHGROUP		9	26	74%	35
VIKOR SCIENTITIC		5	30	86%	35
EVIVIA		34	1	3%	35

# COVID-19: testing by laboratory

Data through Mar 26, 2021 verified as of Mar 27, 2021 at 09:25 AM

Data in this report are provisional and subject to change.

The numbers in the table below represent the number of Florida and non-Florida residents for whom test results were received by the Department of Health. A person can be tested by more than one laboratory and can have both positive and negative results. **Therefore, the sum of the numbers in each column will be larger than the total number of people tested.**

Reporting lab	Inconclusive	Negative	Positive	Percent positive	Total
FHMG – FLORIDA HOSPITAL MEDICAL GROUP		25	10	29%	35
VETERANS AFFAIRS MEDICAL CENTER - NEW YORK HARBOR		34	1	3%	35
NEUROINTERNATIONAL SARASOTA		32	3	9%	35
CAREHERE LAKE SCHOOLS EMPLOYEE HEALTH CENTER		24	11	31%	35
LAKE COUNTY SCHOOLS EMPLOYEE HEALTH CENTER		24	11	31%	35
BENTON HOUSE OF CLERMONT		35			35
ST. MARYS MEDICAL CENTER		1	34	97%	35
HARBORCHASE OF WELLINGTON CROSSING		32	2	6%	34
WALK IN MEDICAL URGENT CARE		34			34
LONG TERM CARE OF GULF BREEZE LLC		30	4	12%	34
WELLMED AT NEW TAMPA		24	10	29%	34
FLAGLER HOSPITAL INC	2		32	94%	34
SOUTHEASTERN OUTPATIENT SURGERY CENTER		31	3	9%	34
PARAMOUNT WALK-IN CLINIC		1	33	97%	34
THORNBURG PEDIATRICS		32	2	6%	34
MEDCOMP SCIENCES			34	100%	34
TRIPLE O MEDICAL SERVICES INC		31	3	9%	34
RESIDENTIAL PLAZA AT BLUE LAGOON INC		31	3	9%	34
TUSCAN GARDENS OF DELRAY BEACH MANAGEMENT COMPANY,		34			34
MIDDLETOWN MEDICAL P C		24	10	29%	34
RASHDA ALBIBI M.D. P.A.		31	3	9%	34
FLORIDA PEDIATRIC GROUP PA		28	6	18%	34
ALABAMA CLINICS		18	16	47%	34
SOUTHCOR LABORATORY		4	30	88%	34
JACKSON HEALTH SYSTEM		2	32	94%	34
AYERS NURSING AND REHABILITATION CENTER		34			34
BAY STREET PHARMACY		32	2	6%	34
CITRUS CARE CLINIC			34	100%	34
REDI-MED WALK IN FAMILY CLINIC			34	100%	34
THE SPRINGS OF PARC HILL		33	1	3%	34
JAMAICA HOSPITAL MEDICAL CENTER		29	4	12%	33
PHYSICIAN ASSOCIATES LLC		26	7	21%	33
Consulate Health Care of Orange Park		27	6	18%	33
AMMON ANALYTICAL LABORATORIES		29	4	12%	33
EVERLYWELL		19	14	42%	33
DAVENPORT PEDIATRICS CLERMONT PA		29	4	12%	33
VETERANS HOME		1	32	97%	33
RIVERHEAD URGENT CARE		32	1	3%	33
Kensington Gardens		33			33
WESTWOOD NURSING AND REHABILITATION		28	5	15%	33
METRO KNOXVILLE HMA		25	8	24%	33
REHAB AND HEALTHCARE CENTER OF CAPE CORAL		33			33
FLORIDA DEPARTMENT OF HEALTH IN MONROE COUNTY		27	6	18%	33
WINDSOR WOODS REHAB & HEALTHCARE CTR		32	1	3%	33
DCH REGIONAL MEDICAL CENTER LABORATORY		32	1	3%	33
AHSE ROP		32	1	3%	33

# COVID-19: testing by laboratory

Data through Mar 26, 2021 verified as of Mar 27, 2021 at 09:25 AM

Data in this report are provisional and subject to change.

The numbers in the table below represent the number of Florida and non-Florida residents for whom test results were received by the Department of Health. A person can be tested by more than one laboratory and can have both positive and negative results. **Therefore, the sum of the numbers in each column will be larger than the total number of people tested.**

Reporting lab	Inconclusive	Negative	Positive	Percent positive	Total
SANFORD MOBILE LAB PGA TOUR		32	1	3%	33
LAKE SHERIFF		32	1	3%	33
BOND CLINIC		3	30	91%	33
COMMUNITY MEDICAL CARE CENTER INC			33	100%	33
GRAND VILLA OF ALTAMONTE SPRINGS		26	7	21%	33
NIGHT LITE PEDIATRICS URGENT CARE CENTER			33	100%	33
VILLA COURT LLC		33			33
VETERAN AFFAIRS MEDICAL CENTER - JAMES J PETERS		30	3	9%	33
GREENRIDGE GROUP HOME	3	11	19	58%	33
PHOSPHORUS DIAGNOSTICS		27	6	18%	33
ORLANDO CLINICAL RESEARCH CENTER		31	2	6%	33
AMBRY GENETICS CORPORATION	23	10			33
CORAL HOUSE ASSISTED LIVING COMMUNITY LLC		33			33
PORT SAINT JOHN FAMILY PRACTICE		21	12	36%	33
UNION MEDICAL CARE		33			33
ADVANCED URGENT CARE		12	20	63%	32
GREENSBORO PATHOLOGY LLC		28	4	13%	32
Heartland Health Care Center North Sarasota		18	14	44%	32
TRADITIONAL HOME CARE INC		31	1	3%	32
ROCKLAND URGENT CARE FAMILY HEALTH NP		31	1	3%	32
FORT CAROLINE GARDENS, INC		30	2	6%	32
STATEN ISLAND UNIVERSITY HOSPITAL-POUCH		31	1	3%	32
SOUTHWEST LABS		32			32
WARDE MEDICAL LABORATORY		24	8	25%	32
MADISON POINTE CARE CENTER		32			32
LPG PRIMARY CARE AT PINE ISLAND		29	3	9%	32
OPIS COQUINA CENTER		32			32
MINUTE CLINIC LLC #2216		30	2	6%	32
WESTMINSTER ST AUGUSTINE		32			32
ARTHREX MEDICAL CENTER EAST		25	7	22%	32
COLORADO DEPARTMENT OF HEALTH LABORATORY SERVICES DIVISION			32	100%	32
EP MEDICAL EQUIPMENT PHARMACY		28	4	13%	32
UNIVERSITY MEDICAL CTR OF PRINCETON AT		30	2	6%	32
LONG BEACH URGENT CARE		32			32
MINUTE CLINIC DIAGNOSTIC OF VIRGINIA, LLC		32			32
FLORIDA PRESBYTERIAN HOMES INC		31	1	3%	32
CITY OF Ocala EMPLOYEE HEALTH AND WELLNESS CENTER		26	6	19%	32
PASSPORT HEALTH ORLANDO		32			32
BROOKDALE CANOPY OAKS			32	100%	32
TANVIR H SHAGAR NP		27	5	16%	32
IPSUM DIAGNOSTICS		3	29	91%	32
GRAND VILLA OF NEW PORT RICHEY		25	7	22%	32
AMERICAN ESOTERIC LABORATORIES		15	16	52%	31
UNIPATH		24	7	23%	31
HOLLISMED LLC		29	2	6%	31
ENT AND ALLERGY ASSOCIATES OF FLORIDA LLC		30	1	3%	31

# COVID-19: testing by laboratory

Data through Mar 26, 2021 verified as of Mar 27, 2021 at 09:25 AM

Data in this report are provisional and subject to change.

The numbers in the table below represent the number of Florida and non-Florida residents for whom test results were received by the Department of Health. A person can be tested by more than one laboratory and can have both positive and negative results. **Therefore, the sum of the numbers in each column will be larger than the total number of people tested.**

Reporting lab	Inconclusive	Negative	Positive	Percent positive	Total
UR CARE FAMILY AND SPORTS MEDICINE			31	100%	31
JUPITER MEDICAL CENTER PHYSICIANS GROUP, INC		28	3	10%	31
ATLAN		26	5	16%	31
COLLIER ANESTHESIA PAIN LLC		31			31
LabCorp L#09258130 M#09258125		12	19	61%	31
THE PALMS PHARMACY, INC		28	3	10%	31
ADVENTHEALTH MEDICAL GROUP FAMILY MEDICINE AT RDV		31			31
EC OPCO TIMBERLIN PARC LLC		31			31
GROWING TOGETHER PEDIATRICS, LLC		27	4	13%	31
EASYSKARE WALK-IN CLINIC	1	11	19	61%	31
REGENCY PARK ASSISTED LIVING FACILITY		29	2	6%	31
NAPHCARE, INC.		21	10	32%	31
MICHAEL J D'AMBROSE MD PA		29	2	6%	31
PREMIER URGENT CARE CENTER LLC			31	100%	31
HEALTH FIRST - VIERA HOSPITAL		1	30	97%	31
DISCOVERY COMMONS AT BRADENTON		31			31
Wiregrass Rehabilitation Center and Nursing Home		28	2	7%	30
FLORIDA ENDOSCOPY & SURGERY CTR LLC		30			30
CHIPOLA MEDICAL ASSOCIATES		10	20	67%	30
LEE MEMORIAL HEALTH SYSTEM D/B/A LEE COMMUNITY		27	3	10%	30
FORT VALLEY STATE UNIVERSITY		29	1	3%	30
AMELIA ASSISTED LIVING FACILITY		30			30
MAGNOLIA DIAGNOSTICS, LLC		3	27	90%	30
CIGNA PBSO WEST PALM			30	100%	30
ADVENTHEALTH MEDICAL GROUP FAMILY & INTERNAL		11	19	63%	30
MULBERRY'S MOBILE PROVIDER SERVICES LLC		16	14	47%	30
THE TERRACE AT IVY ACRES ALF		11	19	63%	30
COUNTY OF LOS ANGELES			30	100%	30
Heritage Park Care and Rehabilitation		30			30
OAK HARBOR ASSISTED LIVING FACILITY		27	3	10%	30
LAKE MARY - STIRLING CENTER SUITE 202			30	100%	30
WEINBERG VILLAGE		29	1	3%	30
BOCA BIOLISTIC REFERENCE LAB			30	100%	30
AMEERAH LABS			30	100%	30
MINUTE CLINIC DIAGNOSTIC OF SC, LLC #75		29	1	3%	30
Okeechobee Health Care Facility		16	14	47%	30
HERITAGE WATERSIDE		27	3	10%	30
CARILLON SPORTS AND FAMILY MEDICINE		23	7	23%	30
ADVENT HEALTH PRIMARY CARE PLUS, WINTER GARDEN		26	4	13%	30
OAKMONTE VILLAGE		29	1	3%	30
CLINCLOUD, LLC			30	100%	30
PERDIDO URGENT CARE		1	29	97%	30
BAPTIST PRIMARY BLACK CREEK SOUTH			29	100%	29
ACCESS 365 URGENT CARE		9	20	69%	29
NURSES HELPING HANDS INC ALF		29			29
ISLAMORADA VILLAGE OF ISLANDS FIRE RESCUE		27	2	7%	29

# COVID-19: testing by laboratory

Data through Mar 26, 2021 verified as of Mar 27, 2021 at 09:25 AM

Data in this report are provisional and subject to change.

The numbers in the table below represent the number of Florida and non-Florida residents for whom test results were received by the Department of Health. A person can be tested by more than one laboratory and can have both positive and negative results. **Therefore, the sum of the numbers in each column will be larger than the total number of people tested.**

Reporting lab	Inconclusive	Negative	Positive	Percent positive	Total
A AND R RESEARCH GROUP LLC		25	4	14%	29
DUVAL COUNTY HEALTH DEPARTMENT		29			29
UCLA HEALTHCARE CLINICAL LABS		23	6	21%	29
SANDALWOOD NURSING CENTER		29			29
PALMS, THE		29			29
CDC		17	12	41%	29
GULFSIDE HOSPICE INC		26	3	10%	29
P4CLINICAL	3	2	24	83%	29
ST PETER'S BENDER LABORATORY		28	1	3%	29
STUART REHABILITATION AND HEALTHCARE		14	15	52%	29
PANCARE HEALTH - BONIFAY K-8			29	100%	29
MIGUEL E TREVINO MD PA		25	4	14%	29
STEINHATCHEE DRUGS		23	6	21%	29
DAVID LAWRENCE CENTER		25	4	14%	29
WEISS PEDIATRIC CARE LLC		16	13	45%	29
RENAISSANCE SENIOR LIVING	1	28			29
STEWART MELBOURNE HOSPITAL			29	100%	29
NEMOURS CHILDRENS CLINIC		22	7	24%	29
PRO HEALTH HARMONY		29			29
HUNTINGTON STATION URGENT CARE		28	1	3%	29
FAST PACE MEDICAL CLINIC		26	3	10%	29
CARE HERE		6	23	79%	29
FAMILY CARE PARTNERS URGENT CARE LLC		23	6	21%	29
ROBERT H JENKINS JR VETERANS' DOMICILIARY HOME OF		26	3	10%	29
Rehabilitation Center of the Palm Beaches		29			29
MARYLAND DEPARTMENT OF HEALTH			29	100%	29
LABORATORY ALLIANCE OF CENTRAL NEW YORK		28	1	3%	29
MD NOW MEDICAL CENTERS, INC.		26	3	10%	29
COMPREHENSIVE CHILDCARE		23	6	21%	29
CENTER ONE SURGERY CENTER		24	5	17%	29
INTERIM HEALTHCARE OF NORTHWEST FLORIDA INC		27	2	7%	29
MINUTE CLINIC, LLC DBA MINUTECLINIC #4505		27	2	7%	29
PALM GARDEN OF JACKSONVILLE		27	2	7%	29
CAPE CORAL HOSPITAL ABG LABORATORY		16	13	45%	29
UNIV OF ROCHESTER-STRONG MEMORIAL HOSP		28	1	3%	29
UNIVERSITY BEHAVIORAL CENTER		29			29
SUNTREE INTERNAL MEDICINE		29			29
SYNIVERSE WELLNESS CENTER		24	4	14%	28
SUNSHINE PEDIATRICS OF CENTRAL FLORIDA PL		26	2	7%	28
DOCTOR TODAY TLC LLC			28	100%	28
CARDIOLOGY AND MEDICINE ASSOCIATES INC		27	1	4%	28
EDEN AT CRESTVIEW		12	16	57%	28
1ST PRIORITY LAB SERVICES		23	5	18%	28
JOSEF SCHENKER MD PC DBA CENTERS URGENT		26	2	7%	28
CRESTVIEW IMMEDIATE CARE LL		4	24	86%	28
BROOKDALE PHILLIPPI CREEK			28	100%	28

# COVID-19: testing by laboratory

Data through Mar 26, 2021 verified as of Mar 27, 2021 at 09:25 AM

Data in this report are provisional and subject to change.

The numbers in the table below represent the number of Florida and non-Florida residents for whom test results were received by the Department of Health. A person can be tested by more than one laboratory and can have both positive and negative results. **Therefore, the sum of the numbers in each column will be larger than the total number of people tested.**

Reporting lab	Inconclusive	Negative	Positive	Percent positive	Total
URGENT CARE CENTER			28	100%	28
ASTORIA HEALTH AND REHABILITATION CENTER		27	1	4%	28
LAKE PLACID HEALTH AND REHABILITATION		1	27	96%	28
Cleveland Clinic Laboratories		4	24	86%	28
NATIONAL MENTOR HEALTHCARE LLC			28	100%	28
FAMILY CARE PARTNERS		18	10	36%	28
MARION PEDIATRICS PA		21	7	25%	28
CHILDREN'S MEDICAL CENTER			28	100%	28
ORANGE PEDIATRICS			28	100%	28
LAKELAND NURSING AND REHABILITATION CENTER			28	100%	28
ACTIVE SENIOR LIVING		26	2	7%	28
KEY PRIMARY CARE			28	100%	28
PULSE & REMEDY LLC		13	15	54%	28
PEACHTREE IMMEDIATE CARE		9	19	68%	28
RESIDENCE AT BAY VUE		27	1	4%	28
MINUTECLINIC DIAGNOSTIC OF RHODE ISLAND, LLC #212		28			28
STATCARE URGENT & WALK IN MEDICAL CARE		25	3	11%	28
NORTH PINELLAS CHILDRENS MEDICAL CENTER			28	100%	28
PORT ST LUCIE HOSPITAL		25	3	11%	28
UNIVERSITY OF ILLINOIS VETERINARY DIAG	1	26	1	4%	28
CERON PEDIATRICS & INTEGRATIVE MEDICIN		28			28
BOCA SIMON LAB		1	27	96%	28
GRAND LIVING AT LAKEWOOD RANCH		27	1	4%	28
ORLANDO HEALTH PRIMARY CARE PEDIATRICS		27			27
BUREAU OF PUBLIC HEALTH	1	6	20	74%	27
VICK STREET MANOR		27			27
LOOP PEDIATRICS		22	5	19%	27
BROOKDALE UNIVERSITY HOSPITAL		25	2	7%	27
VASSAR BROTHERS MEDICAL CENTER LABORATORY		25	2	7%	27
CHILDRENS MEDICAL CENTER			27	100%	27
KIVA AT CANTERBURY, LLC		27			27
SUNCOAST LABS			27	100%	27
SPANISH RIVER HIGH SCHOOL ESE		23	4	15%	27
Grand Villa of Clearwater		25	2	7%	27
BROOKDALE SOUTHPOINT			27	100%	27
EXPRESS CARE OF BELLEVIEW		27			27
LEXINGTON PLACE SENIOR LIVING COMMUNITY		27			27
JOSEPH SCHENKER MD PC DBA CENTERS URGENT		24	3	11%	27
WIREGRASS CLINIC LLC		22	5	19%	27
ATRIA LADY LAKE		27			27
PINELLAS 1 HOME HEALTH CARE CORP		27			27
JOSEF SCHENKER MD PC		27			27
FIRST CHOICE PEDIATRICS LOOP		25	2	7%	27
GASTROENTEROLOGY ASSOCIATES OF PENSACOLA PA		23	4	15%	27
BROOKWOOD BAPTIST MEDICAL CENTER		26	1	4%	27
SANITAS		4	23	85%	27

# COVID-19: testing by laboratory

Data through Mar 26, 2021 verified as of Mar 27, 2021 at 09:25 AM

Data in this report are provisional and subject to change.

The numbers in the table below represent the number of Florida and non-Florida residents for whom test results were received by the Department of Health. A person can be tested by more than one laboratory and can have both positive and negative results. **Therefore, the sum of the numbers in each column will be larger than the total number of people tested.**

Reporting lab	Inconclusive	Negative	Positive	Percent positive	Total
HEALTHPARK MEDICAL CENTER ABG LAB		26	1	4%	27
RAINBOW PEDIATRICS		1	26	96%	27
THE COMMONWEALTH OF MASSACHUSETTS		1	26	96%	27
AMERICAN RESEARCH LABS		24	3	11%	27
UNION CHD		24	3	11%	27
BROWARD HEALTH IMPERIAL POINT NURSING			27	100%	27
PULMONARY SPECIALISTS OF THE PALM BEACHES		16	10	38%	26
GRAND VILLA OF DEL RAY WEST		23	3	12%	26
MARTHA'S HOUSE & ASSISTED LIVING FACILITY		26			26
PALM BEACH COUNTY FIRE RESCUE		24	2	8%	26
LOT HEALTH SERVICES	1	25			26
HOLIDAY MEDICAL ASSOCIATES		1	25	96%	26
EPIC REFERENCE LABS INC			26	100%	26
DARDEN WELLNESS CENTER		23	3	12%	26
BAYCARE HEALTH SYSTEMS, LLC			26	100%	26
JOHN D ARCHBOLD MEMORIAL HOSPITAL		25	1	4%	26
ABL MEDICAL CARE LLC			26	100%	26
LEE MEMORIAL HEALTH SYSTEM		22	4	15%	26
CAMP BOGGY CREEK		26			26
GOOD SAMARITAN HOSPITAL LABORATORY		23	3	12%	26
MINUTECLINIC DIAGNOSTIC OF TEXAS		22	4	15%	26
MONTEFIORE NEW ROCHELLE HOSPITAL		24	2	8%	26
ADVENT HEALTH PARTIN SETTLEMENT HEALTH PARK		18	8	31%	26
WEST BROWARD CARE CENTER		24	2	8%	26
THE MINIER URGENT CARE		20	6	23%	26
EXPRESS FAMILY CARE LLC		11	15	58%	26
LAKES DIALYSIS CENTER INC			26	100%	26
PARK WEST MEDICAL CENTER		25	1	4%	26
COLORADO DEPARTMENT OF PUBLIC HEALTH AND ENVIRONMENT			26	100%	26
MINUTECLINIC, LLC #08366		21	5	19%	26
OAKTREE HEALTHCARE			26	100%	26
LABORATORY MEDICINE CONSULTANTS-LMC PA		24	2	8%	26
WAKULLA COUNTY HEALTH DEPARTMENT		12	14	54%	26
Clearwater Center		12	14	54%	26
MINUTE CLINIC DIAGNOSTIC OF VIRGINIA		21	5	19%	26
FLORIDA MEDICAL CLINIC - MULTI SPECIALTY CAMPUS		9	17	65%	26
ADVENT HEALTH MEDICAL GROUP- FAMILY MEDICINE AT DR. PHILIPS		21	5	19%	26
URGENT FAMILY CARE INC		23	3	12%	26
TREEHOUSE PEDIATRICS & FAMILY CARE		26			26
MONCRIEF ARMY HEALTH CLINIC			26	100%	26
MINIMALLY INVASIVE VASCULAR INC		24	2	8%	26
EAST HILL MEDICAL GROUP		17	9	35%	26
MINUTECLINIC, LLC #4230		22	4	15%	26
WESTPAC LABS		1	24	96%	25
SUNQUEST		3	22	88%	25
WOMENS CARE FLORIDA LABORATORY		25			25

# COVID-19: testing by laboratory

Data through Mar 26, 2021 verified as of Mar 27, 2021 at 09:25 AM

Data in this report are provisional and subject to change.

The numbers in the table below represent the number of Florida and non-Florida residents for whom test results were received by the Department of Health. A person can be tested by more than one laboratory and can have both positive and negative results. **Therefore, the sum of the numbers in each column will be larger than the total number of people tested.**

Reporting lab	Inconclusive	Negative	Positive	Percent positive	Total
URGENT CARE USA LLC		2	23	92%	25
CANTON-POTSDAM HOSPITAL LABORATORY		24	1	4%	25
MADWAR		19	6	24%	25
COASTAL SKIN SURGERY AND DERMATOLOGY		18	7	28%	25
PBSO WEST PALM FAMILY PRACTICE		1	24	96%	25
THE WATERMARK AT VISTAWILLA		25			25
MEDEXPRESS URGENT CARE - BLOOMINGTON		22	3	12%	25
FEDERAL PRISON CAMP PENSACOLA			25	100%	25
CARENOW - DOWNTOWN NORTH GULCH		24	1	4%	25
SOUTH FLORIDA DIALYSIS CENTER		8	17	68%	25
Casa Mora Rehabilitation & Extended Care		25			25
ADVENT HEALTH EXPRESS		9	16	64%	25
CLEARWATER EMPLOYEE HEALTH CLINIC		9	16	64%	25
RJ LEE GROUP	1	23	1	4%	25
MINUTE CLINIC DIAGNOSTIC OF NEW JERSEY		24	1	4%	25
COASTAL COMPLETE CARE		11	14	56%	25
COOPER HEALTHCARE		22	3	12%	25
ARCPPOINT LABS OF FORT LAUDERDALE		25			25
TALLAHASSEE DEVELOPMENTAL CENTER		24	1	4%	25
Summit Medical Group Westfield Lab		22	3	12%	25
HUNT CLUB PEDIATRIC ASSOCIATES LLC		21	4	16%	25
SUMMERGATE PHARMACY		23	2	8%	25
GRAND VILLA OF ENGLEWOOD		20	5	20%	25
ENCOMPASS HEALTH REHABILITATION HOSPITAL OF SARASOTA		25			25
ST. CLOUD HOSPITAL		20	5	20%	25
MINUTECLINIC DIAGNOSTIC OF PENNSYLVANI		24	1	4%	25
ASSISTED LIVING OF BROWARD		25			25
MAYO CLINIC JACKSONVILLE		1	24	96%	25
DELRAY BEACH FACIAL PLASTIC SURGERY		25			25
ADVENT HEALTH - LAKE MARY PEDIATRICS		16	9	36%	25
MD BEAUTY LABS, PA		23	2	8%	25
GREEN GABLES ASSISTED LIVING FACILITY		25			25
SPRINGWOOD COURT		19	5	21%	24
ALAN SERURE MD		24			24
PACIFICA SENIOR LIVING FORT MYERS		15	9	38%	24
MED PLUS FLORENCE		20	4	17%	24
PRIME CARE ONE LLC/HARBORCHASE OF VENICE			24	100%	24
ENCOMPASS HEALTH REHABILITATION HOSPITAL OF PANAMA CITY		19	5	21%	24
MINUTECLINIC, LLC, DBA MINUTECLINIC #5		21	3	13%	24
FINLAY C. LABORATORY		4	20	83%	24
RAINBOW PEDIATRIC CENTER		2	22	92%	24
VIRTUA		20	4	17%	24
MINUTECLINIC DIAGNOSTIC OF TN, PC 374		20	4	17%	24
HEALTH MED CENTERS		24			24
NOVANT HEALTH		18	6	25%	24
MAGNOLIA PEDIATRICS		4	20	83%	24



# COVID-19: testing by laboratory

Data through Mar 26, 2021 verified as of Mar 27, 2021 at 09:25 AM

Data in this report are provisional and subject to change.

The numbers in the table below represent the number of Florida and non-Florida residents for whom test results were received by the Department of Health. A person can be tested by more than one laboratory and can have both positive and negative results. **Therefore, the sum of the numbers in each column will be larger than the total number of people tested.**

Reporting lab	Inconclusive	Negative	Positive	Percent positive	Total
HERITAGE OAKS ASSISTED LIVING & MEMORY CARE		20	4	17%	24
CENTERPLACE HEALTH		3	21	88%	24
AIR, LAND & SEA PHYSICALS & CONSULTATIONS, LLC		23	1	4%	24
GRAND VILLA OF ST. PETERSBURG		22	2	8%	24
MADISON COUNTY MEMORIAL HOSP		12	12	50%	24
Grand Villa of Deerfield Beach		22	2	8%	24
PHYSICIANS PRIMARY CARE OF SW FLORIDA PL		24			24
HALIFAX HEALTH URGENT CARE		4	20	83%	24
COURTYARDS OF ORLANDO		24			24
SANFORD PEDIATRIC ASSOCIATES, PA		22	2	8%	24
THE LODGE AND REHABILITATION CENTER		9	15	63%	24
TARPON BAYOU CENTER			24	100%	24
WELLMED AT PLANT CITY		11	13	54%	24
SUMMIT MEDICAL GROUP - 75 E NORTHFIELD		22	2	8%	24
THE CHAPPEL GROUP RESEARCH		24			24
ASURANCE SCIENTIFIC LABORATORIES		24			24
WELLOW URGENT CARE		23	1	4%	24
CSH LAKE ORIENTA LP		24			24
SENIOR HEALTH OF WINTER PARK DUNDEE		24			24
ENGLEWOOD HOSPITAL AND MEDICAL CENTER		19	5	21%	24
LEE PHYSICIAN GROUP		21	3	13%	24
SENIOR LIVING IV SUN CITY LLC		17	7	29%	24
URGENT CARE USA			24	100%	24
WESTMINSTER WOODS ON JULINGTON CREEK		22	2	8%	24
PHYSICIANS STAT		3	21	88%	24
CARE CENTERS OF NASSAU LLC MINER ROAD NORTH		24			24
ROWLETT MIDDLE ACADEMY		22	2	8%	24
VILLAGES REHABILITATION AND NURSING CENTER		24			24
LABORATORY DYNAMICS		20	4	17%	24
STATE LAB		2	22	92%	24
AVENTIS BIO-SERVICES CTL		24			24
SHORE MEMORIAL HOSPITAL		21	3	13%	24
TIMBERLANE LODGE ALF	1	16	7	29%	24
COMMUNITY HEALTH OF SOUTH FLORIDA			24	100%	24
TOTAL ACCESS URGENT CARE		1	23	96%	24
PALMS MEDICAL GROUP - LAKE CITY WEST		3	21	88%	24
ATRIA AT ST JOSEPHS		24			24
HENNEPIN COUNTY MEDICAL CENTER (HCMC)		13	11	46%	24
PALMETTO PEDIATRICS			24	100%	24
ACCESS HEALTH CARE PHYSICIANS LLC		10	14	58%	24
MID FLORIDA PATHOLOGY LLC		23	1	4%	24
NEWYORK-PRESBYTERIAN/ LAWRENCE HOSPITAL LABORATORY		21	2	9%	23
ROSLYN URGENT CARE		23			23
ELLKAY HEALTHCARE DATA PLUMBERS	23				23
EMORY BENNETT VETERANS NURSING HOME	1	22			23
ADVENTHEALTH MEDICAL GROUP PULMONOLOGY		20	3	13%	23

# COVID-19: testing by laboratory

Data through Mar 26, 2021 verified as of Mar 27, 2021 at 09:25 AM

Data in this report are provisional and subject to change.

The numbers in the table below represent the number of Florida and non-Florida residents for whom test results were received by the Department of Health. A person can be tested by more than one laboratory and can have both positive and negative results. **Therefore, the sum of the numbers in each column will be larger than the total number of people tested.**

Reporting lab	Inconclusive	Negative	Positive	Percent positive	Total
CARLOS F FUSTER MD PA		21	2	9%	23
NOBLE SENIOR LIVING		3	20	87%	23
CORE LABORATORY		1	22	96%	23
BAYFRONT FAMILY HEALTH CENTER		3	20	87%	23
UF HEALTH NORTH JACKSONVILLE			23	100%	23
UNIVERSITY HILLS HEALTH AND REHABILITATION CENTER		18	5	22%	23
UNIV OF NORTH ALABAMA HEALTH CENTER		22	1	4%	23
JUST FOR KIDS PEDIATRICS		5	18	78%	23
ORLANDO FAMILY MEDICINE		8	15	65%	23
NEW JERSEY		22	1	4%	23
LAKEVIEW HEALTH CARE SYSTEMS		9	14	61%	23
PM PEDIATRICS		22	1	4%	23
TIFFANY LAKE CARE CENTERS INC		23			23
FORT SANDERS REGIONAL LABORATORY		23			23
ISLAND COAST PEDIATRICS PA		22	1	4%	23
ADEPT INPATIENT MEDICAL SERVICES PC		23			23
OMEGA LABORATORIES		19	4	17%	23
WUESTHOFF MEDICAL CENTER-MELBOURNE			23	100%	23
WOODHOUSE INC		17	6	26%	23
BOZEMAN HEALTH DEACONESS HOSPITAL		18	5	22%	23
WILLAMETTE VALLEY TOXICOLOGY LLC		21	2	9%	23
PHYSICIANS CARE		20	3	13%	23
GRAND VILLA OF PINELLAS PARK		21	2	9%	23
SARASOTA MEMORIAL NURSING & REHABILITATION CTR		23			23
ADVANCED URGENT CARE CENTER		7	16	70%	23
EGL GENETIC DIAGNOSTICS		1	22	96%	23
WALGREEN		14	9	39%	23
CL BRUMBACK PRIMARY CARE CLINIC LANTANA		2	20	91%	22
ERIC C MARSHAL MD, PC DBA MINUTECLINIC		21	1	5%	22
TEN HEALTHCARE		6	16	73%	22
HARBOUR ISLAND PEDIATRICS		13	9	41%	22
SEAGRASS VILLAGE			22	100%	22
FLORIDA PEDIATRICS		6	16	73%	22
HUNT CLUB MEDICAL		15	7	32%	22
ST VINCENT'S EAST		20	2	9%	22
STEWART MEDICAL GROUP INC			22	100%	22
FAMILY AND AFTER HOURS CARE		22			22
MORNINGSIDE MANOR & VILLA ADULT CARE C		22			22
FLORIDA HOSPITAL LABS		12	10	45%	22
FORT PIERCE FAMILY CARE INC		16	6	27%	22
DIACARTA INC.		22			22
ST ELIZABETH MEDICAL CENTER LABORATORY		19	3	14%	22
KELLY'S ASSISTED LIVING FACILITY		22			22
CARESPOT		2	20	91%	22
South Heritage Health and Rehab		22			22
MARATHON HEALTH FOR LIFE		19	3	14%	22

# COVID-19: testing by laboratory

Data through Mar 26, 2021 verified as of Mar 27, 2021 at 09:25 AM

Data in this report are provisional and subject to change.

The numbers in the table below represent the number of Florida and non-Florida residents for whom test results were received by the Department of Health. A person can be tested by more than one laboratory and can have both positive and negative results. **Therefore, the sum of the numbers in each column will be larger than the total number of people tested.**

Reporting lab	Inconclusive	Negative	Positive	Percent positive	Total
FLORENCE J HUNT STUDENT WELLNESS CENTER - HEALTH SERVICES (ABBOTT)		22			22
EMORY UNIVERSITY HOSPITAL		18	4	18%	22
SOLE HEALTH LLC		22			22
APOLLO SURGERY CENTER		20	2	9%	22
CHARLOTTE CHD PORT CHARLOTTE		18	4	18%	22
NEW YORK PRESBYTERIAN - ALLEN HOSPITAL		22			22
Wesley Place on Honeysuckle		20	2	9%	22
MOBILE DIVISION LABORATORY		7	15	68%	22
ROCKLEDEGE REGIONAL MEDICAL CENTER		17	5	23%	22
OLIVE BRANCH HEALTH AND REHABILITATION CENTER			22	100%	22
MIDNIGHT MEDICINE			22	100%	22
MEDI STATION			22	100%	22
PULSE MEDICAL GROUP INC			22	100%	22
ST VINCENTS AMBULATORY CARE INC DBA		19	3	14%	22
ELAN SPANISH SPRINGS		4	18	82%	22
TOTTENVILLE CIRCLE URGENT CARE		22			22
GILCHRIST COUNTY JAIL		20	2	9%	22
EXPRESS CARE OF TAMPA BAY LLC		2	20	91%	22
EBEIDS MD PEDIATRICS		19	3	14%	22
GLEN COVE HOSPITAL		22			22
JUPITER MEDICAL CENTER			22	100%	22
NORTHWEST FLORIDA COMMUNITY HOSPITAL 3RD FLOOR		20	2	9%	22
MINUTECLINIC DIAGNOSTIC OF TN PC #320		14	8	36%	22
RAYMOND BASRI MD		20	2	9%	22
SMH PHYSICIAN SERVICES INC		21	1	5%	22
GERALD J KIVETT MD		20	2	9%	22
DALE MEDICAL CENTER		17	5	23%	22
METROPOLITAN CHARITIES INC		19	2	10%	21
ARDEN COURTS OF WINTER SPRINGS		18	3	14%	21
PALM BAY FAMILY PRACTICE		4	17	81%	21
OHIO CVS STORES, LLC DBA		19	2	10%	21
NEW YORK METHODIST HOSPITAL		17	4	19%	21
ROCKLEDGE FAMILY HEALTH			21	100%	21
HOWARD BEACH URGENT CARE		21			21
FLORIDA MEDICAL CLINIC IM MLK		14	7	33%	21
CONNECTDX		6	15	71%	21
MINUTECLINIC DIAGNOSTIC OF TN PC #378		20	1	5%	21
CANCER RESEARCH LAB, BOB JONES UNIVERSITY		20	1	5%	21
UTAH DEPARTMENT OF HEALTH			21	100%	21
PRIMECARE OF DOTHAN-DALEVILLE CLINIC		16	5	24%	21
FLUSHING HOSPITAL MEDICAL CENTER		17	4	19%	21
CENTRAL FLORIDA PEDIATRIC URGENT CARE LLC		17	4	19%	21
ST JUDE CHILDRENS RESEARCH HOSPITAL		21			21
UAH STUDENT HEALTH CENTER		14	7	33%	21
COASTAL FAMILY PRACTICE		13	8	38%	21
COLUMBIA MEMORIAL HOSPITAL		21			21

# COVID-19: testing by laboratory

Data through Mar 26, 2021 verified as of Mar 27, 2021 at 09:25 AM

Data in this report are provisional and subject to change.

The numbers in the table below represent the number of Florida and non-Florida residents for whom test results were received by the Department of Health. A person can be tested by more than one laboratory and can have both positive and negative results. **Therefore, the sum of the numbers in each column will be larger than the total number of people tested.**

Reporting lab	Inconclusive	Negative	Positive	Percent positive	Total
UPMC CHAUTAUQUA AT WCA LABORATORY		20	1	5%	21
KINDRED HOSPITAL OCALA		18	3	14%	21
INTERNATIONAL MEDICAL LABORATORY INC		21			21
SOUTH NASSAU COMMUNITIES HOSPITAL		17	4	19%	21
ST VINCENT'S URGENT CARE		18	3	14%	21
LMH SKILLED NURSING UNIT		21			21
ADIRONDACK MEDICAL CENTER		21			21
MORRIS PARK URGENT CARE		18	3	14%	21
MINUTECLINIC, LLC, DBA MINUTECLINIC #2544		20	1	5%	21
LAKE HOWARD HEIGHTS	1	18	2	10%	21
CLINICAL PATHOLOGY LABORATORIES SOUTHEAST			21	100%	21
JEFFERSON K-12, A SOMERSET SCHOOL- CLINIC		17	4	19%	21
SOUTH FLORIDA BAPTIST HOSPITAL			20	100%	20
1 TOUCH TOTALCARE SOLUTIONS		18	2	10%	20
BLUE SPRINGS SURGERY CENTER		20			20
ODYSSEY HEALTHCARE OF MARION COUNTY, LLC		19	1	5%	20
TENNESSEE DEPARTMENT OF HEALTH		15	5	25%	20
A LILIKO'I PHARMACY LLC		19	1	5%	20
BAY PEDIATRICS PA		18	2	10%	20
PEDIATRIC ASSOCIATES PA		17	3	15%	20
PROFESSIONAL PARK PEDIATRICS PA			20	100%	20
HENDRY REGIONAL CORPORATE HEALTH			20	100%	20
BETHESDA HEALTH PHYSICIAN GROUP INC			20	100%	20
MINUTECLINIC DIAGNOSTICS MEDICAL GROUP		19	1	5%	20
CVS NC3516POCT WINSTON SALEM		18	2	10%	20
AHMG SURGICAL SPECIALIST		20			20
SONATA BOYNTON BEACH		18	2	10%	20
WINTER PARK FAMILY PRACTICE LLC		17	3	15%	20
SOMA MEDICAL CENTER # 4		2	18	90%	20
CARESPOT OF NOCATEE		1	19	95%	20
POINT OF CARE CLINICS PRIMARY CARE		20			20
STATEN ISLAND UNIVERSITY HOSPITAL		19	1	5%	20
MEDICAL EXPRESS CORP		18	2	10%	20
HOPE HEALTHCARE		20			20
BAYCARE MEDICAL GROUP INC		1	19	95%	20
ADVANCED HEALTHCARE ASSOCIATES		18	2	10%	20
GRAND VILLA OF ORMOND BEACH		17	3	15%	20
DEPT OF VA MEDICAL CENTER - BAY PINES			20	100%	20
MINUTECLINIC DIAGNOSTIC OF ILLINOIS L		15	5	25%	20
HOUSE CALLS PROFESSIONAL LLC		17	3	15%	20
PONCE PLAZA NURSING & REHAB CENTER		4	16	80%	20
TREASURE ISLE LLC		20			20
BAYFRONT HMA CONVENIENT CARE, LLC		2	18	90%	20
DIXIE COUNTY HEALTH DEPARTMENT		13	7	35%	20
ESOTERIX GENETIC LABORATORIES		16	4	20%	20
CONSOLIDATED LAB SERVICES		10	10	50%	20

# COVID-19: testing by laboratory

Data through Mar 26, 2021 verified as of Mar 27, 2021 at 09:25 AM

Data in this report are provisional and subject to change.

The numbers in the table below represent the number of Florida and non-Florida residents for whom test results were received by the Department of Health. A person can be tested by more than one laboratory and can have both positive and negative results. **Therefore, the sum of the numbers in each column will be larger than the total number of people tested.**

Reporting lab	Inconclusive	Negative	Positive	Percent positive	Total
LAKE WORTH MANOR		19	1	5%	20
GOOD SAMARITAN SOCIETY OF DAYTONA		16	4	20%	20
WINSHIPS PHARMACY INC		20			20
MARQUES PEDIATRICS			20	100%	20
MEDEMERGE		18	2	10%	20
TGH MEDICAL GROUP LABORATORY CARROLLWOOD			20	100%	20
GUARDANT HEALTH		14	6	30%	20
ESTATES MEDICAL CENTER		12	8	40%	20
MINUTECLINIC DIAGNOSTIC OF NORTH		18	2	10%	20
SOUTH CAROLINA DEPARTMENT OF HEALTH			20	100%	20
PRIMARY CARE SPECIALISTS OF ORLANDO LLC		15	5	25%	20
REDITUS LABORATORIES			20	100%	20
BEST MEDICAL CENTER		11	9	45%	20
WELLMED AT LAKE COPELAND		14	6	30%	20
VIERA FAMILY MEDICINE AND WELLNESS		16	4	20%	20
HEALTHY MINORS, LLC.		20			20
BROOKDALE MANDARIN CENTRAL		7	13	65%	20
Sovereign Laboratory Services, LLC		17	3	15%	20
CAREATC INC BRANDON	1	18	1	5%	20
LAB INTERMARKET FACILITY LAB		1	18	95%	19
HARLEM HOSPITAL CENTER		18	1	5%	19
FLORIDA HOSPITAL WINTER GARDEN		15	4	21%	19
ENCOMPASS HEALTH REHABILITATION HOSPITAL		19			19
BAPTIST MEDICAL GRP URGENT CARE & OCC HEALTH AIRPO		19			19
EDWARD S BENNETT MD PLLC		19			19
TEXAS DEPARTMENT OF STATE HEALTH SERVICES		3	16	84%	19
STATCARE URGENT AND WALK-IN MEDICAL CA		17	2	11%	19
SHELBY BAPTIST MEDICAL CENTER		14	5	26%	19
EMERALD COAST HOSPICE - CRESTVIEW		19			19
MCWHORTER SCHOOL OF PHARMACY		19			19
BARTON FAMILY PRACTICE		8	11	58%	19
MED HEALTH SERVICES		18	1	5%	19
CARENOW URGENT CARE-BRENTWOOD		13	6	32%	19
OCEAN REEF MEDICAL CENTER, LLC			19	100%	19
CLERMONT ADVENTHEALTH CENTRA CARE		1	18	95%	19
Citymd Of Lacey		16	3	16%	19
ORLANDO ORTHOPAEDIC OUTPATIENT SURGERY CENTER		15	4	21%	19
MINUTECLINIC DIAGNOSTIC PA		17	2	11%	19
GRAND VILLA OF BOYNTON BEACH		18	1	5%	19
MINUTECLINIC DIAGNOSTIC OF NORTH CAROLINA PC		16	3	16%	19
REGENCY SQUARE MALL - SEARS		3	16	84%	19
LOVING CARE OF THE TREASURE COAST LLC	1	13	5	26%	19
OCEANSIDE URGENT CARE		19			19
GRACE WELLNESS CENTER		8	11	58%	19
ROSS MEDICAL GROUP			19	100%	19
JACKSON NORTH MEDICAL CENTER		2	17	89%	19

# COVID-19: testing by laboratory

Data through Mar 26, 2021 verified as of Mar 27, 2021 at 09:25 AM

Data in this report are provisional and subject to change.

The numbers in the table below represent the number of Florida and non-Florida residents for whom test results were received by the Department of Health. A person can be tested by more than one laboratory and can have both positive and negative results. **Therefore, the sum of the numbers in each column will be larger than the total number of people tested.**

Reporting lab	Inconclusive	Negative	Positive	Percent positive	Total
GLEN OAKS URGENT CARE		18	1	5%	19
GENTIVA HEALTH SERVICES		17	2	11%	19
NO NAME		8	11	58%	19
FAMILY CARE CYPRESS CREEK		1	18	95%	19
STONE WASH CLINICAL LABORATORIES		2	17	89%	19
SEVEN RIVERS REGIONAL MEDICAL CENTER		5	14	74%	19
ANYLABTESTNOW		6	13	68%	19
MEDEXPRESS URGENT CARE WEST TAMPA			19	100%	19
BRIDGEWAY HEALTH CLINICS INC			19	100%	19
BAPTIST MEMORIAL HEALTH CARE		17	2	11%	19
FLORIDA COMMUNITY HEALTH CENTER OF ST. LUCIE		1	18	95%	19
FOX FAMILY PRACTICE		19			19
CARE POINT HEALTH & WELLNESS CENTER		19			19
NANO HEALTH ASSOCIATES LLC		19			19
ADVENT HEALTH - FOUR CORNERS ER		13	6	32%	19
COMMONWEALTH OF MASSACHUSETTS			19	100%	19
CVS NC7588POCT ASHEVILLE		16	3	16%	19
TAMPA URGENT CARE			19	100%	19
INTEGRATED REGIONAL LABORATORIES - LARGO			19	100%	19
DOCTORS MEDICAL CENTER OF WALTON COUNTY CLINIC			19	100%	19
MONROE COUNTY DETENTION CENTER			19	100%	19
AUBURN COMMUNITY HOSPITAL		17	2	11%	19
MICHELLE S PAGE MD PA		18	1	5%	19
ENCOMPASS HOME HEALTH OF THE SOUTHEAST LLC		19			19
REOPEN DIAGNOSTICS			19	100%	19
ALL PEDIATRIC CARE			19	100%	19
MED LABS DIAGNOSTICS		10	9	47%	19
ROYAL PALM MEDICAL GROUP, INC		19			19
BAYVIEW MEDICAL		19			19
BAYFRONT MEDICAL			19	100%	19
COMMUNITY HOME HEALTH CARE		19			19
TENDER CARE ALF		18			18
MIAMI BEACH MEDICAL GROUP			18	100%	18
SOUTHEAST GEORGIA HEALTH SYSTEM, INC		16	2	11%	18
MINUTECLINIC #8699		14	4	22%	18
HARTFORD HOSPITAL ANCILLARY LAB		17	1	6%	18
CRANES VIEW LODGE			18	100%	18
OSCEOLA ALF OPERATOR, LLC DBA□		18			18
BASSETTI & ASSOCIATES, MD, PA			18	100%	18
IONA COLLEGE HEALTH & WELLNESS CENTER		18			18
EAST RIDGE RETIREMENT VILLAGE		18			18
MINUTECLINIC DIAGNOSTIC OF TN PC #6363		15	3	17%	18
GENERAL INTERNAL MEDICINE MEDICAL CTR CLINIC		13	5	28%	18
COLLEGE POINT URGENT CARE		15	3	17%	18
WALGREEN EASTERN CO, INC		18			18
MARION COUNTY HEALTH DEPARTMENT		17	1	6%	18

# COVID-19: testing by laboratory

Data through Mar 26, 2021 verified as of Mar 27, 2021 at 09:25 AM

Data in this report are provisional and subject to change.

The numbers in the table below represent the number of Florida and non-Florida residents for whom test results were received by the Department of Health. A person can be tested by more than one laboratory and can have both positive and negative results. **Therefore, the sum of the numbers in each column will be larger than the total number of people tested.**

Reporting lab	Inconclusive	Negative	Positive	Percent positive	Total
KISSIMMEE VA OUTPATIENT CLINIC		18			18
URGENT CARE AT LONGWOOD			18	100%	18
AURORA DIAGNOSTICS		6	12	67%	18
CABOT RESERVE ON THE GREEN		18			18
ASCENSION ST VINCENT'S PRIMARY CARE		1	17	94%	18
MADISON CORE LABORATORIES		17	1	6%	18
ST CATHERINE OF SIENA HOSPITAL		16	2	11%	18
Grand Villa of Dunedin		12	6	33%	18
HELIX DIAGNOSTICS			18	100%	18
TRINITY MEDICAL ASSOCIATES LLC			18	100%	18
URGENT TEAM		15	3	17%	18
LPG PRIMARY CARE AT CAPE CORAL PARKWAY		16	2	11%	18
MINUTECLINIC DIAGNOSTIC OF LOUISIANA,		17	1	6%	18
Floral Health and Rehabilitation, LLC		17	1	6%	18
PASSPORT HEALTH OF TAMPA BAY		18			18
WACO HHSSURGEWACO	1	15	2	11%	18
MINUTECLINIC DIAGNOSTIC OF MICHIGAN PC		17	1	6%	18
Z UROLOGY		18			18
PRIMARY CARE MEDICINE	1	13	4	22%	18
PPD - IXLAYER		17	1	6%	18
THE VILLAGES HEALTH		12	6	33%	18
TPCA CLINICAL LABORATORIES		15	3	17%	18
STAT MEDICAL CLINIC III INC		12	6	33%	18
XPRESS WELLNESS URGENT CARE			18	100%	18
BROWNE MEDICAL		16	2	11%	18
LEE COMMUNITY HEALTHCARE INC NORTH FORT MYERS		18			18
MOORINGS PARK OAKSTONE AT GREY OAKS		17	1	6%	18
CAREHERE- LCS LEESBURG			18	100%	18
UM MILLER SCHOOL OF MEDICINE			18	100%	18
BIG BEND HOSPICE INC		18			18
ADVENT HEALTH - KISSIMMEE		6	12	67%	18
PALM BEACH GARDENS MEDICAL CENTER			18	100%	18
ST. JUDES LABORATORIES		12	6	33%	18
BAY COUNTY HEALTH DEPARTMENT		14	4	22%	18
49D2045214PHYSICIAN OFFICE WAIVER MED EXPRESS URGENT CARE - HARRISONBU		9	9	50%	18
ELTINGVILLE CIRCLE URGENT CARE		17	1	6%	18
MINUTECLINIC DIAGNOSTIC OF RHODE ISLAND, LLC #590		17	1	6%	18
PRIMARY CARE WALK IN CLINIC PLLC			17	100%	17
JESSIE TRICE COMMUNITY HEALTH SYSTEM, INC		1	16	94%	17
FLORIDA MEDICAL CL ODOM TPA		7	10	59%	17
MAITLAND PRIMARY CARE		9	8	47%	17
MORTON PLANT NORTH BAY HOSPITAL			17	100%	17
MASSACHUSETTS GENERAL HOSPITAL		1	16	94%	17
ORANGE REGIONAL MEDICAL CENTER LABORATORY		14	3	18%	17
GENETIC TECHNOLOGICAL INNOVATIONS			17	100%	17
ROBERT WOOD JOHNSON UNIVERSITY HOSP		15	2	12%	17

# COVID-19: testing by laboratory

Data through Mar 26, 2021 verified as of Mar 27, 2021 at 09:25 AM

Data in this report are provisional and subject to change.

The numbers in the table below represent the number of Florida and non-Florida residents for whom test results were received by the Department of Health. A person can be tested by more than one laboratory and can have both positive and negative results. **Therefore, the sum of the numbers in each column will be larger than the total number of people tested.**

Reporting lab	Inconclusive	Negative	Positive	Percent positive	Total
ALBIBI		1	16	94%	17
ALPHA PHARMACY		14	3	18%	17
ADVENT HEALTH MEDICAL GROUP FAMILY AND INTERNAL MEDICINE AT AVALON PAR		16	1	6%	17
MI CASA DORADA ASSISTED LIVING FACILIT		17			17
ST ANTHONY'S HOSP PATIENT CARE SERVICE			17	100%	17
GRAND VILLA OF LARGO		15	2	12%	17
URGENT CARE WEST CLINIC		14	3	18%	17
VALLEY IMMEDIATE CARE		15	2	12%	17
UNIVERSITY OF ALABAMA - FUNGAL REFERENCE LABORATORY		12	5	29%	17
ADVENT HEALTH - WINTER HAVEN		8	9	53%	17
HEALTHCARE NOW			17	100%	17
LYNN KEEFE, MD PEDIATRICS		14	3	18%	17
MEDEXPRESS URGENT CARE, MOON TOWNSHIP		16	1	6%	17
YUSRA MEDICAL ASSOCIATES PA		14	3	18%	17
LAKELAND HILLS CENTER		10	7	41%	17
COAST MED URGENT CARE		16	1	6%	17
MINUTECLINIC DIAGNOSTIC OF TN PC #6435		15	2	12%	17
MARCO DRUGS AND COMPOUNDING		13	4	24%	17
UNIVERSITY LAB			17	100%	17
ST JOSEPH HOSPITAL		16	1	6%	17
CARESPOT EXPRESS HEALTHCARE			17	100%	17
REGENEXX TAMPA BAY		14	3	18%	17
BAY BREEZE HEALTH AND REHABILITATION CENTER		9	8	47%	17
CARE NOW, INC		13	4	24%	17
INN AT LAKE SEMINOLE SQUARE, THE		17			17
CVA MINUTE CLINIC DIAGNOSTIC OF VIRGINIA, LLC		17			17
BROOKDALE CROWN POINT			17	100%	17
PRATTVILLE BAPTIST HOSPITAL		13	4	24%	17
MEDEXPRESS URGENT CARE - TIMBERLAKE		15	2	12%	17
MINUTECLINIC MINUTECLINIC #8746		16	1	6%	17
PRODUCTION HEALTH SAFETY MANAGEMENT		17			17
ABC PEDIATRICS OF PORT ST LUCIE		15	2	12%	17
CVS NC7047POCT DURHAM		17			17
TNC WALK IN CLINIC		12	5	29%	17
LPG PRIMARY CARE AT BONITA BAY LIFESTYLE CENTER		16	1	6%	17
FORT WALTON BEACH DEVELOPMENTAL CENTER		16	1	6%	17
DIEGO FALLON MD PA		6	11	65%	17
BROOKDALE ST AUGUSTINE			17	100%	17
WELLINGTON FAMILY PRACTICE		13	4	24%	17
THE CANOPY AT HARPER LAKE	1		16	94%	17
FORT HAMILTON URGENT CARE		17			17
RESOLVE MOLECULAR DIAGNOSTICS		13	4	24%	17
PARRISH HEALTH CENTER		14	3	18%	17
UVMMC MICROBIOLOGY		16	1	6%	17
MD PLUS URGENT CARE, LLC			17	100%	17
CVS MINUTE CLINIC DIAGNOSTIC OF TEXAS LLC		12	4	25%	16



# COVID-19: testing by laboratory

Data through Mar 26, 2021 verified as of Mar 27, 2021 at 09:25 AM

Data in this report are provisional and subject to change.

The numbers in the table below represent the number of Florida and non-Florida residents for whom test results were received by the Department of Health. A person can be tested by more than one laboratory and can have both positive and negative results. **Therefore, the sum of the numbers in each column will be larger than the total number of people tested.**

Reporting lab	Inconclusive	Negative	Positive	Percent positive	Total
Lab MSMC Hialeah			16	100%	16
URGENT CARE CLINIC OF LINCOLN		14	2	13%	16
OKEECHOBEE HEALTHCARE FACILITY			16	100%	16
NOVANT HEALTH GOHEALTH URGENT CARE-HARRISBURG		8	8	50%	16
DHMD		16			16
WALGREENS #04618		15	1	6%	16
JS HEALTHCARE INC		16			16
OPTIMAL CARE PEDIATRICS		2	14	88%	16
XERA MED RESEARCH			16	100%	16
MINNEOLA PLACE A HOMEBRIDGE COMMUNITY		16			16
PROMEDICA LABORATORIES		11	5	31%	16
EAR NOSE & THROAT ASSOCIATES OF MANATEE PA		16			16
MILLENNIUM PHYSICIAN GRP LLC NAPLES PINE RIDGE			16	100%	16
MEDICINE AT LONGWOOD		16			16
BVL PEDIATRICS		14	2	13%	16
BAPTIST PEDIATRICS		13	3	19%	16
LAKEWOOD RANCH MEDICAL CENTER CLINICAL LAB			16	100%	16
HEALTH CENTRAL HOSPITAL			16	100%	16
MORTON PLANT MEASE			16	100%	16
MEDEXPRESS URGENT CARE LEWISBURG		15	1	6%	16
NORTHWEST FLORIDA SLEEP		1	15	94%	16
MIRIMUS INC		1	15	94%	16
FRUITVILLE URGENT CARE			16	100%	16
ASHRAF MEDICAL GROUP PLLC DBA PULSE M		15	1	6%	16
KETAMINE HEALTH CENTERS AT BONITA SPRINGS, LLC		16			16
UNDERGROUND FREE CLINIC		16			16
ALL FLORIDA FAMILY & SPORTS MEDICINE		15	1	6%	16
ADVENT HEALTH - ZEPHYRHILLS			16	100%	16
PANAMA CITY VITAS HOSPICE		16			16
AURORA UNIVERSITY WELLNESS CENTER		16			16
FAST PACE MEDICAL CLINIC PLLC		14	2	13%	16
MEDEXPRESS URGENT CARE - ROBINSON TWP, STEUBENVILLE PIKE		14	2	13%	16
MC DIAGNOSTIC OF CONNECTICUT, PC #775		15	1	6%	16
INTERNAL MEDICINE ASSOCIATES & SPECIALTIES INC		15	1	6%	16
SRMC AVALON		9	7	44%	16
ST AUGUSTINE PLANTATION		1	15	94%	16
SEWALLS POINT PHARMACY INC		13	3	19%	16
SOMA MEDICAL CENTER PA			16	100%	16
PRESBYTERIAN MEDICAL SERVICES		16			16
ADVENTHEALTH MEDICAL GROUP PEDIATRICS AT		4	12	75%	16
BONIFAY NURSING AND REHABILITATION CENTER			16	100%	16
HODGES CLUSTER		2	14	88%	16
HUDSON VALLEY HOSPITAL CENTER LABORATORY		15	1	6%	16
CITY OF NAPLES FIRE RESCUE		13	3	19%	16
CLEVELAND CLINIC			16	100%	16
LEE COMMUNITY HEALTHCARE INC CAPE CORAL		16			16

# COVID-19: testing by laboratory

Data through Mar 26, 2021 verified as of Mar 27, 2021 at 09:25 AM

Data in this report are provisional and subject to change.

The numbers in the table below represent the number of Florida and non-Florida residents for whom test results were received by the Department of Health. A person can be tested by more than one laboratory and can have both positive and negative results. **Therefore, the sum of the numbers in each column will be larger than the total number of people tested.**

Reporting lab	Inconclusive	Negative	Positive	Percent positive	Total
FAST TRACK URGENT CARE CENTER - TYRONE			16	100%	16
CLEVELAND CLINIC FLORIDA		1	15	94%	16
CALLAWAY CLINIC		11	5	31%	16
STARLING AT NOCATEE			16	100%	16
ADVENTHEALTH MEDICAL GROUP		11	5	31%	16
PRO HEALTH FAMILY PHYSICIANS, NYSTROM		16			16
CRUCIAL CARE		10	6	38%	16
COMMUNITY HEALTH OF SOUTH FLORIDA INC			16	100%	16
JOSEPH MIGNOGNA		13	3	19%	16
NORTHWEST FLORIDA ENT, PA		5	11	69%	16
UNIVERSITY OF MIAMI MILLER SCHOOL			16	100%	16
Astoria Health and Rehab		15			15
MINUTECLINIC DIAGNOSTIC OF TN PC #566		13	2	13%	15
FLORIDA DEPARTMENT OF HEALTH IN HILLSBOROUGH COUNTY		1	14	93%	15
BAYA URGENT CARE LLC		1	14	93%	15
CVS NV3210POCT LAS VEGAS		14	1	7%	15
HEALTH MED HOME CARE, LLC		15			15
MEDEXPRESS URGENT CARE - SEMINOLE SQUA		13	2	13%	15
BLOUNT MEMORIAL HOSPITAL		13	2	13%	15
MEADOWCREST MOLECULAR DIAGNOSTICS, LLC			15	100%	15
SINAI HOSPITAL OF BALTIMORE		15			15
NOVALIFE MEDSPA			15	100%	15
UNAVAILABLE/UNKNOWN/NO INFORMATION FOUND			15	100%	15
ESTATES MEDICAL CENTER INC		4	11	73%	15
ORLANDO HEALTH		2	13	87%	15
MINUTECLINIC DIAGNOSTIC OF TN PC #6415		11	4	27%	15
BAYCARE MEDICAL GROUP INC			15	100%	15
MINUTECLINIC DIAGNOSTIC OF TEXAS LLC		13	2	13%	15
MILTON 4707		15			15
HUNTINGTON URGENT CARE		14	1	7%	15
MEDLAB ASSOCIATES LLC		15			15
KIDSWOOD PEDIATRICS CORP		5	10	67%	15
TMH FSU RAPID LABORATORY		2	13	87%	15
FAMILY CARE			15	100%	15
INTERMOUNTAIN CENTRAL LAB		1	14	93%	15
WALK IN URGENT CARE			15	100%	15
UNIVERSITY HOSPITAL UC HEALTH		11	4	27%	15
AVALON FAMILY RESORT ASSISTED LIVING LLC		15			15
CUSTEAD CARE CENTER HAVEN HOSPICE		12	3	20%	15
DIATHERIX		13	2	13%	15
RICH STREET GROUP HOME		8	7	47%	15
MINUTE-CLINIC DIAGNOSTIC OF VIRGINIA		13	2	13%	15
FAMILY CARE CENTER OF ARLINGTON		10	5	33%	15
MIAMI BEACH MEDICAL GROUP LLC			15	100%	15
BAPTIST MEDICAL CENTER EAST		11	4	27%	15
TELEVISIT MALABAR PEDIATRICS		5	10	67%	15

# COVID-19: testing by laboratory

Data through Mar 26, 2021 verified as of Mar 27, 2021 at 09:25 AM

Data in this report are provisional and subject to change.

The numbers in the table below represent the number of Florida and non-Florida residents for whom test results were received by the Department of Health. A person can be tested by more than one laboratory and can have both positive and negative results. **Therefore, the sum of the numbers in each column will be larger than the total number of people tested.**

Reporting lab	Inconclusive	Negative	Positive	Percent positive	Total
BESSENT ROAD GROUP HOME		15			15
EASTLAKE PEDIATRICS - TRINITY		15			15
OPTIONS FOR SENIORS INC DBA PALM KREST MANOR		12	3	20%	15
PATHLINE			15	100%	15
MONTEFIORE ST LUKE'S CORNWALL HOSPITAL		11	4	27%	15
CLINIC OF PEDIATRICS & GI MEDICINE INC		1	14	93%	15
OAKMONTE VILLAGE OF DAVIE			15	100%	15
INDIANA STATE DEPARTMENT OF HEALTH		1	14	93%	15
BRYAN WHITFIELD MEMORIAL HOSPITAL		10	5	33%	15
HOLLEY-NAVARRE MEDICAL CLINIC		5	10	67%	15
AJU GEORGE MD PA			15	100%	15
SARASOTA - ROBERT L TAYLOR COMMUNITY CENTER		1	13	93%	14
LUCID DIAGNOSTICS LABS			14	100%	14
MELBOURNE FAMILY PRACTICE		12	2	14%	14
SIGMUND LABS LLC		14			14
TREASURE COAST URGENT CARE			14	100%	14
OCCUPATIONAL HEALTH CENTERS OF THE SOUTHWEST PA		13	1	7%	14
SARNO FAMILY PRACTICE		1	13	93%	14
SURGERY CENTER OF CORAL GABLES LLC,THE		11	3	21%	14
OPIS ISLAND LAKE CENTER		13	1	7%	14
CVS MINUTE CLINIC DIAGNOSTIC OF WISCONSIN		14			14
CVS NC4165POCT BREVARD		8	6	43%	14
HEALTHFIRST ADVENT HEALTH CENTRA CARE COCOA BEACH			14	100%	14
FAMILY MEDICINE OF WESTON LLC		6	8	57%	14
ST CLOUD MEDICAL GROUP		12	2	14%	14
MADISON COUNTY HEALTH DEPARTMENT		7	7	50%	14
SOMA MEDICAL CENTER, PA #4 FLORIDA MANGO			14	100%	14
PARROTT MEDICAL CLINIC			14	100%	14
PIEDMONT HOSPITAL CLINICAL LABORATORY		14			14
MEDEXPRESS URGENT CARE- MARYLAND		13	1	7%	14
The Evangelical Lutheran Good Samaritan Society		14			14
STEWART MELBOURNE HOSPITAL, INC	1		13	93%	14
PT&J REHAB - VILLAGE OF ROYAL PALM BEACH		12	2	14%	14
NORTHSIDE HOSPITAL EMERGENCY DEPT		11	3	21%	14
CVS MINUTE CLINIC DIAGNOSTIC OF TN #6044		12	2	14%	14
TALLAHASSEE PRIMARY CARE ASSOCIATES PA		12	2	14%	14
DAVITA DIALYSIS		4	10	71%	14
ALASKA PUBLIC HEALTH LAB		1	13	93%	14
GRAND VILLA OF DELRAY EAST		14			14
DESOTO HEALTH AND REHAB LLC		9	5	36%	14
CVS TN5639POCT FARRAGUT		11	3	21%	14
WALGREENS #07936		13	1	7%	14
SMS DO PA		12	2	14%	14
FAMILY PRACTICE ON THE GO		6	8	57%	14
CARENOW URGENT CARE-WEST END		9	5	36%	14
TRINITY URGENT CARE		11	3	21%	14

# COVID-19: testing by laboratory

Data through Mar 26, 2021 verified as of Mar 27, 2021 at 09:25 AM

Data in this report are provisional and subject to change.

The numbers in the table below represent the number of Florida and non-Florida residents for whom test results were received by the Department of Health. A person can be tested by more than one laboratory and can have both positive and negative results. **Therefore, the sum of the numbers in each column will be larger than the total number of people tested.**

Reporting lab	Inconclusive	Negative	Positive	Percent positive	Total
MINUTECLINIC DIAGNOSTIC OF VIRGINIA, LLC #1416		13	1	7%	14
SOUTHEASTERN LABORATORY			14	100%	14
Terrace of Jacksonville			14	100%	14
MINUTECLINIC, LLC #1586		11	3	21%	14
TLC FAMILY CARE HOME INC		14			14
VENICE REGIONAL BAYFRONT HEALTH			14	100%	14
KINGS BAY PEDIATRICS LLC		10	4	29%	14
MINUTE CLINIC		1	13	93%	14
MC DIAGNOSTIC OF CONNECTICUT, PC #1960		14			14
SOUTHEASTERN UNIVERSITY INC		14			14
EPIPHANY HEALTH		8	6	43%	14
West Gate Village, LLC		14			14
ACCESS HOME HEALTH OF FLORIDA LLC		14			14
ALAN L MELOTEK MD		14			14
MINUTE CLINIC DIAGNOSTIC OF TEXAS, LLC		14			14
NORTHWESTERN MEMORIAL HOSPITAL			14	100%	14
RIVERSIDE COTTAGES AT THE SHORES, LLC			14	100%	14
BERGEN NEW BRIDGE M		13	1	7%	14
FG RAPID RESULTS LLC		8	6	43%	14
MEDEXPRESS URGENT CARE - LAFAYETTE		13	1	7%	14
COMPREHENSIVE CHILDCARE ASSOCIATES		8	6	43%	14
UC HEALTH UNIVERSITY HOSPITAL		11	3	21%	14
LONG ISLAND JEWISH VALLEY STREAM		13	1	7%	14
MINUTECLINIC, LLC #4507		13	1	7%	14
POLK CHD BARTOW		13	1	7%	14
CVS HEALTH, #3396		14			14
INNOVATIVE RESEARCH OF WEST FLORIDA		11	3	21%	14
CITY OF CLEARWATER EMPLOYEE HEALTH CENTER		5	9	64%	14
BOCA SIMON		2	12	86%	14
PREMIER LABORATORY SERVICES, LLC		5	9	64%	14
GNT ASSOCIATES		13	1	7%	14
DEVEREUX FLORIDA CHILDRENS CENTER			13	100%	13
SHELBY COUNTY HEALTH CARE CORPORATION		10	3	23%	13
GRAND VILLA OF MELBOURNE		11	2	15%	13
VRL EUROFINS - HAWAII		13			13
ORCHID COVE		3	10	77%	13
CVS MINUTE CLINIC DIAGNOSTIC MED GRP OF CA		13			13
MED TECH SERVICES OF PALM BEACH INC		13			13
NIGHT OWL PEDIATRICS URGENT CARE			13	100%	13
MINUTECLINIC DIAGNOSTIC OF TN, PC 4992		13			13
Sunnyside Care Center		13			13
MINUTECLINIC DIAGNOSTIC OF SC, LLC #2		12	1	8%	13
CROSS CARE CENTER			13	100%	13
MINUTECLINIC, LLC, DBA MINUTECLINIC #6		13			13
ARNOT OGDEN MEDICAL CENTER LABORATORY		13			13
NORTHERN WESTCHESTER HOSPITAL LABORATORY		11	2	15%	13

# COVID-19: testing by laboratory

Data through Mar 26, 2021 verified as of Mar 27, 2021 at 09:25 AM

Data in this report are provisional and subject to change.

The numbers in the table below represent the number of Florida and non-Florida residents for whom test results were received by the Department of Health. A person can be tested by more than one laboratory and can have both positive and negative results. **Therefore, the sum of the numbers in each column will be larger than the total number of people tested.**

Reporting lab	Inconclusive	Negative	Positive	Percent positive	Total
BROOKDALE DELAND			13	100%	13
EFFINGER HEALTH, PA		13			13
WORLD WRESTLING ENTERTAINMENT			13	100%	13
AVALON MEDICAL WALK IN CLINIC			13	100%	13
SUNSHINE PEDIATRICS		13			13
PHELPS HOSPITAL LABORATORY		11	2	15%	13
URGENT CARE OF NEW YORK		13			13
ESCAMBIA COMMUNITY CLINIC		2	11	85%	13
MINUTECLINIC, LLC, #4160		9	4	31%	13
COVANCE CENTRAL LABORATORY			13	100%	13
Hackensack Umc Mountainside		12	1	8%	13
COMMUNITY HEALTH CENTERS OF PINELLAS, INC		1	12	92%	13
VA MEDICAL CENTER			13	100%	13
MINUTE CLINIC DIAGNOSTIC OF SOUTH CAROLINA		10	3	23%	13
MONTEFIORE MEDICAL CENTER LABORATORIES - WEILER		9	4	31%	13
FIRST CHOICE PEDIATRICS WINTER SPRINGS		11	2	15%	13
HORIZON MEDICAL GROUP		11	2	15%	13
CAREATC			13	100%	13
FLORIDA STATE HOSPITAL			13	100%	13
ROCKLEDGE		3	10	77%	13
HARBOR CHASE OF JACKSONVILLE			13	100%	13
CVS MINUTE CLINIC DIAGNOSTIC PA		10	3	23%	13
URGENT MEDICAL CENTER INC		5	8	62%	13
SOUTHEAST FAMILY HEALTHCARE CENTER			13	100%	13
BELLEVUE HOSPITAL CENTER DEPARTMENT		13			13
GLENBROOKE AT PALM BAY			13	100%	13
NATIONAL GENETICS INST LABCORP		4	9	69%	13
AVENTURA HOSPITAL AND MEDICAL CENTER			13	100%	13
WALGREENS #04809		9	4	31%	13
BRONSON FIRE DEPARTMENT		13			13
LEHIGH VALLEY HOSPITAL		3	10	77%	13
RIVERSIDE MEDICAL GROUP		12	1	8%	13
CITY OF SANFORD EMPLOYEE HEALTH AND		12	1	8%	13
BAPTIST PRIMARY CARE PONTE VEDRA		7	6	46%	13
CLINICAL LABORATORY SERVICES			13	100%	13
EAR NOSE AND THROAT ASSOCIATES OF MANATEE, P.A.		10	3	23%	13
YORKVILLE PEDIATRIC URGENT CARE		13			13
KIMBERLY J HENDERSON MD PC		12	1	8%	13
MINUTE CLINIC LLC #5733		13			13
IN-OFFICE LAB		12	1	8%	13
URGENT CARE & FAMILY PRACTICE CENTER			13	100%	13
MAINSTREET FAMILY SELECT		1	12	92%	13
CORAL LANDING ASSISTED LIVING		11	2	15%	13
PEDIATRICS IN BREVARD-COCOA BEACH		8	5	38%	13
PROHEALTH CARE ASSOCIATES MOBILE		10	3	23%	13
INTEGRATED FAMILY MEDICAL CENTER			13	100%	13

# COVID-19: testing by laboratory

Data through Mar 26, 2021 verified as of Mar 27, 2021 at 09:25 AM

Data in this report are provisional and subject to change.

The numbers in the table below represent the number of Florida and non-Florida residents for whom test results were received by the Department of Health. A person can be tested by more than one laboratory and can have both positive and negative results. **Therefore, the sum of the numbers in each column will be larger than the total number of people tested.**

Reporting lab	Inconclusive	Negative	Positive	Percent positive	Total
VILLA OF KINGS AND QUEENS OF DELRAY		13			13
PARKWEST MEDICAL CENTER		11	2	15%	13
MINUTECLINIC DIAGNOSTIC OF TN, PC 6438		11	2	15%	13
STATEN ISLAND UNIVERSITY HOSPITAL SEGUINE AVE		12	1	8%	13
JOHNS HOPKINS MEDICAL LABORATORIES		1	12	92%	13
VALDOSTA FAMILY MEDICINE		1	12	92%	13
CORNER OAK ESTATE LLC		13			13
GADSDEN REGIONAL MEDICAL CENTER		13			13
DYNAMIC DNA LAB		1	12	92%	13
LIFE'S SPECIAL MOMENTS INC		13			13
LAKELAND REGIONAL HEALTH GRASSLANDS		12	1	8%	13
GUIDEWELL EMERGENCY MEDICINE DOCTORS LLC #33		7	6	46%	13
MINUTECLINIC DIAGNOSTIC OF RHODE ISLAND		10	3	23%	13
BROOKLYN HOSPITAL CENTER DOWNTOWN CAMPUS		13			13
USCG AIR STATION CLEARWATER CLINIC		12	1	8%	13
GENESIS		8	4	33%	12
SEBRING PEDIATRICS LLC			12	100%	12
DELIVER MY MEDS CORP		12			12
BARRANCO CLINIC,THE	3	9			12
Lady Lake Specialty Care			12	100%	12
CVS MINUTE CLINIC DIAGNOSTIC OF TEXAS, LLC		9	3	25%	12
CARROLL GARDENS URGENT CARE		12			12
ADVENTHEALTH MEDICAL GROUP CARE CLINIC AT		8	4	33%	12
ENCOMPASS HEALTH REHABILITATION OF ALTAMONTE		7	5	42%	12
BAPTIST HEALTH			12	100%	12
FAMILY MEDICINE AT HUNTERS CREEK		12			12
CVS NC2357POCT HUNTERSVILLE		10	2	17%	12
IREPERTOIRE_MOL_LAB		12			12
PERSONAL PEDIATRICS PA		9	3	25%	12
ST PETER'S UNIVERSITY HOSPITAL		9	3	25%	12
DAVID LAWRENCE CENTER INC		10	2	17%	12
VERITAS RESEARCH CORP			12	100%	12
MERCY MEDICAL CENTER		5	7	58%	12
LILY'S PROMISE AL#12775		12			12
FAMILY MEDICINE AT LONGWOOD			12	100%	12
SAMARITAN MEDICAL CENTER		12			12
MI2297090CV HOLLAND-23D2189684		12			12
PRIMECARE AT PORT ORANGE			12	100%	12
GLEN OAKS HEALTH AND REHABILITATION CENTER			12	100%	12
CVS NY491POCT JACKSON HEIGHTS		12			12
SONORA QUEST LABORATORIES			12	100%	12
BAYSIDE LABORATORIES INC		12			12
METHODIST MEDICAL CENTER		9	3	25%	12
BROWARD DIALYSIS			12	100%	12
CVS TN5601POCT LENOIR CITY		10	2	17%	12
BRITO MEDICAL CENTER		10	2	17%	12

# COVID-19: testing by laboratory

Data through Mar 26, 2021 verified as of Mar 27, 2021 at 09:25 AM

Data in this report are provisional and subject to change.

The numbers in the table below represent the number of Florida and non-Florida residents for whom test results were received by the Department of Health. A person can be tested by more than one laboratory and can have both positive and negative results. **Therefore, the sum of the numbers in each column will be larger than the total number of people tested.**

Reporting lab	Inconclusive	Negative	Positive	Percent positive	Total
WELLMED AT PORT ST LUCIE WEST		8	4	33%	12
SUWANNEE COUNTY JAIL		11	1	8%	12
APPLE DIAGNOSTICS LAB		5	7	58%	12
RED MOUNTAIN DIAGNOSTICS		12			12
SUMMIT ATLANTIC SURGERY CENTER		12			12
ECC PEDIATRICS		12			12
PREMIUM HEALTH CARE			12	100%	12
MINUTECLINIC, LLC #1492		12			12
MEDEXPRESS URGENT CARE - CHRISTIANBURG		8	4	33%	12
MC DIAGNOSTIC OF CONNECTICUT, PC # 257		11	1	8%	12
LAB UNKNOWN		1	11	92%	12
PANCARE HEALTH - WEWA ELEMENTARY			12	100%	12
ADVENTIST HEALTH SYSTEM		11	1	8%	12
WOODLAND TOWERS		6	6	50%	12
DOC PAM PA		11	1	8%	12
FLORIDA DEPARTMENT OF HEALTH WASHINGTON COUNTY		7	5	42%	12
RUSSELL MEDICAL CENTER		11	1	8%	12
FHCP-PORT ORANGE		3	9	75%	12
CVS TX8321POCT MCKINNEY		12			12
BROOKDALE CITRUS			12	100%	12
GAMMA DIAGNOSTIC LAB LLC			12	100%	12
DEPARTMENT OF PUBLIC HEALTH		12			12
MEDEXPRESS URGENT CARE CHARLESTON		8	4	33%	12
THE PLAZA AT PARKSQUARE		12			12
CULINARY INSTITUTE OF AMERICA STUDENT	3	9			12
MINUTECLINIC INCORPORATE, LLC		9	3	25%	12
MINUTECLINIC DIAGNOSTIC OF ILLINOIS LL		10	2	17%	12
LEON CHD		12			12
MERIDIAN AT WATERWAYS, THE		10	2	17%	12
HAVEN HOSPICE			12	100%	12
SOMA MEDICAL CENTER, P.A.			12	100%	12
MEDEXPRESS URGENT CARE - MONROE		12			12
MIRACLE ALF INC		12			12
CVS NC187POCT CHARLOTTE		11	1	8%	12
NAPLES GREEN VILLAGE		12			12
LIFE CARE OF PORT SAINT LUCIE		3	9	75%	12
OHIO STATE UNIVERSITY MEDICAL CENTER			12	100%	12
MEDEXPRESS URGENT CARE-ALTOONA		10	2	17%	12
MHHS All Lab Subsection		12			12
LEE PHYSICIAN GROUP COLLEGE POINT		12			12
CARE FAST MURABELLA		7	5	42%	12
VILLA HEALTH NH LLC		10	2	17%	12
MEDLABS DIAGNOSTICS		10	2	17%	12
GULF COAST MEDICAL GROUP		5	7	58%	12
COLLIER COUNTY HEALTH DEPT.		7	5	42%	12
SELECT PHYSICIANS ALLIANCE PL		12			12

# COVID-19: testing by laboratory

Data through Mar 26, 2021 verified as of Mar 27, 2021 at 09:25 AM

Data in this report are provisional and subject to change.

The numbers in the table below represent the number of Florida and non-Florida residents for whom test results were received by the Department of Health. A person can be tested by more than one laboratory and can have both positive and negative results. **Therefore, the sum of the numbers in each column will be larger than the total number of people tested.**

Reporting lab	Inconclusive	Negative	Positive	Percent positive	Total
CVS MINUTE CLINIC, LLC		10	2	17%	12
MC DIAGNOSTIC OF CONNECTICUT PC #459		12			12
FLORIDA DEPT OF HEALTH		4	8	67%	12
MONTEFIORE NYACK HOSPITAL AFFILIATED LABORATORY		11	1	8%	12
TMH PHYSICIAN PARTNERS - MONTICELLO		10	2	17%	12
ORMOND MEDICAL ARTS		3	9	75%	12
ACADIAN DIAGNOSTIC LABORATORIES		8	4	33%	12
CITY OF LAKE MARY EMPLOYEE HEALTH CENTER		10	2	17%	12
SENIOR HOME CARE INC		12			12
GEORGE W FERGUSON MD-CONCIERGE MEDICAL SERVICES PL		11	1	8%	12
VIBRANT AMERICA		9	2	18%	11
GRADY HEALTH SYSTEM		11			11
MEDEXPRESS URGENT CARE - PANTOPS		10	1	9%	11
DMH STEINHATCHEE FAMILY MEDICINE		8	3	27%	11
ANYLABTEST NOW		4	7	64%	11
PALM BEACH PATHOLOGY		9	2	18%	11
BIOTECH CLINICAL LABORATORIES, INC.		1	10	91%	11
CROSSROADS URGENT CARE, PLLC		11			11
TROPICANA		5	6	55%	11
COLLIER HMA PHYSICIAN MANAGEMENT, LLC		2	9	82%	11
GRACE COMMUNITY PHARMACY		1	10	91%	11
NORTH OKALOOSA PHYSICIAN GROUP		10	1	9%	11
IGENEX INC		11			11
LONGWOOD PEDIATRICS LLC			11	100%	11
CVS MINUTE CLINIC DIAGNOSTIC OF VIRGINIA		11			11
LPG PRIMARY CARE AT MATTHEW DRIVE		11			11
UNIVERSITY CENTRA CARE		10	1	9%	11
ATMORE NURSING CENTER		10	1	9%	11
BOCA RATON REGIONAL HOSPITAL LAB			11	100%	11
URGENT TEAM MANAGEMENT OF TENNESSEE		10	1	9%	11
ELITE HOME HEALTH SERVICES		11			11
WANTAGH URGENT CARE		8	3	27%	11
ALACHUA			11	100%	11
INFEXIONSHIELD INC.		11			11
J AND J VISTAKON EMPLOYEE HEALTH CENTER		10	1	9%	11
MEDPEDS ASSOCIATES OF SARASOTA PA		11			11
MINUTECLINIC, LLC #244		10	1	9%	11
MAIMONIDES MEDICAL CENTER		8	3	27%	11
VIRTUA WEST JERSEY HOSPITAL VOORHEES		9	2	18%	11
HNL LAB MEDICINE		8	3	27%	11
MEDEXPRESS URGENT CARE - BENTON HARBOR		11			11
SEMORAN FAMILY HEALTH LLC		10	1	9%	11
BRIDGE DIAGNOSTICS			11	100%	11
TELEVISIT PALM BAY FAMILY PRACTICE		9	2	18%	11
SUNCOAST COMMUNITY HEALTH CENTERS INC		2	9	82%	11
VIGILINT HEALTHCARE		9	2	18%	11



# COVID-19: testing by laboratory

Data through Mar 26, 2021 verified as of Mar 27, 2021 at 09:25 AM

Data in this report are provisional and subject to change.

The numbers in the table below represent the number of Florida and non-Florida residents for whom test results were received by the Department of Health. A person can be tested by more than one laboratory and can have both positive and negative results. **Therefore, the sum of the numbers in each column will be larger than the total number of people tested.**

Reporting lab	Inconclusive	Negative	Positive	Percent positive	Total
PHYSICIANS REGIONAL MEDICAL CTR - COLLIER BLVD			11	100%	11
HEALTH NETWORK LABORATORIES		7	4	36%	11
FLORIDA HOSPITAL PHYSICIAN GROUP		3	8	73%	11
MEYER PEDIATRICS CHTD		11			11
APPALACHIAN REGIONAL HEALTHCARE SYSTEM		10	1	9%	11
CONSULATE HEALTH CARE OF PENSACOLA			11	100%	11
MINUTE CLINIC DIAGNOSTIC OF TN PC #64		10	1	9%	11
MINUTECLINIC, LLC #1470		10	1	9%	11
CLEVELAND TENNESSEE HOSPITAL COMPANY		10	1	9%	11
CREATIVE TESTING SOLUTIONS		4	7	64%	11
St Joseph's Hospital & Medical Center		10	1	9%	11
CARLOS PORTU MD, PLLC			11	100%	11
RHODE ISLAND DEPARTMENT OF HEALTH			11	100%	11
Solaris Healthcare Pensacola			11	100%	11
PRIME MEDICAL CARE, LLC		11			11
LAKE CO SCHOOLS EMPLOYEE HEALTH & WELLNESS CENTER	1	7	3	27%	11
WINTER PARK CARE AND REHABILITATION			11	100%	11
REDMED CLINIC OF ARLINGTON		10	1	9%	11
NIGHT LITE PEDIATRICS CENTER, LLC		1	10	91%	11
ACCENTCARE		11			11
RICHMOND UNIVERSITY MEDICAL CENTER		9	2	18%	11
45TH 1		11			11
ASSOCIATES MD CYPRESS CREEK			11	100%	11
VITAS HEALTH INC		5	6	55%	11
MINUTECLINIC DIAGNOSTIC OF PA, LLC (1036)		9	2	18%	11
AIM LABORATORIES			11	100%	11
HIRAM COLLEGE HEALTH CENTER (ABBOTT)		11			11
MEDICAL CENTER AFFILIATES WEST PALM			11	100%	11
HAWTHORNE INN OF LAKE LAND		11			11
MINUTECLINIC DIAGNOSTIC OF NORTH CAROLINA, PC		10	1	9%	11
WATSON HEALTHCARE		8	3	27%	11
AZALEA HEALTH		2	9	82%	11
CARENOW URGENT CARE-DONELSON		8	3	27%	11
ILLINOIS DEPT OF PUBLIC HEALTH LAB - SPRINGFIELD			11	100%	11
MINUTECLINIC LLC (1435)		10	1	9%	11
UMHC/SYLVESTER AT KENDALL		1	10	91%	11
PRIMECARE ACQUISITION FAMILY PRACTICE INC		11			11
WESTPAC LABS INC	1		10	91%	11
DR PHILLIPS MEDICAL WELLNESS CENTER		11			11
St. Annes Nursing Center, St. Annes Residence, Inc.		11			11
ADVENTIST HEALTH SYSTEM FLORIDA DEPT OF HEALTH		7	4	36%	11
CVS MINUTE CLINIC DIAGNOSTIC OF TN #3293		10	1	9%	11
THE TERRACE OF SAINT CLOUD		9	2	18%	11
CVS MINUTE CLINIC DIAGNOSTIC OF TEXAS,LLC		9	2	18%	11
MEDEXPRESS URGENT CARE MONACA		11			11
ST JOSEPH WOMENS HOSPITAL			11	100%	11

# COVID-19: testing by laboratory

Data through Mar 26, 2021 verified as of Mar 27, 2021 at 09:25 AM

Data in this report are provisional and subject to change.

The numbers in the table below represent the number of Florida and non-Florida residents for whom test results were received by the Department of Health. A person can be tested by more than one laboratory and can have both positive and negative results. **Therefore, the sum of the numbers in each column will be larger than the total number of people tested.**

Reporting lab	Inconclusive	Negative	Positive	Percent positive	Total
MINUTECLINIC DIAGNOSTIC OF NEW MEXICO		11			11
WELLMED AT SOUTH PARSONS		9	2	18%	11
BAYONET POINT HOSPITAL			11	100%	11
GENOPTIX MEDICAL LABORATORY		10	1	9%	11
CVS CA9165POCT SAN DIEGO		11			11
MOUNT DORA PEDIATRICS		9	2	18%	11
LANE PEDIATRICS PA		1	10	91%	11
CARINGTON MANOR		11			11
Rosewood Healthcare and Rehabilitation Center		5	6	55%	11
ORANGE PARK PEDIATRIC ASSOCIATES		1	10	91%	11
CARENOW URGENT CARE-HERMITAGE		7	4	36%	11
JOHN W NORRIS III MD PA	1		10	91%	11
PEPIN ACADEMIES-PASCO		11			11
PINELLAS COUNTY HEALTH DEPARTMENT		2	9	82%	11
GRAND AVE PHARMACY		1	10	91%	11
ALCOVE ASSISTED LIVING FACILITY		11			11
KIDSVILLE PEDIATRICS			10	100%	10
HCR MANORCARE		10			10
MAINSTREET FAMILY CARE			10	100%	10
CVS SC7556POCT WEST COLUMBIA		9	1	10%	10
MINUTE CLINIC DIAGNOSTIC OF SC, LLC #42		9	1	10%	10
Westchester General Hospital			10	100%	10
CENTRAL JERSEY URGENT CARE OF EATONTOW		9	1	10%	10
LAKE BALDWIN CBOC		9	1	10%	10
URGENT CARE CENTER AT PINNACLE		4	6	60%	10
LUXOR SCIENTIFIC LLC		1	9	90%	10
BROOKDALE PANAMA CITY		9	1	10%	10
MEDEXPRESS URGENT CARE - BEECH GROVE		9	1	10%	10
PALM BEACH CDH - DELRAY BEACH			10	100%	10
CVS MINUTE CLINIC DIAGNOSTIC PA #3060		9	1	10%	10
ARBORS OF GULF BREEZE, THE		8	2	20%	10
SAVANNAH MANOR ASSISTED LIVING COMMUNITY			10	100%	10
KEY WEST URGENT CARE, INC		3	7	70%	10
CHRISTUS ST VINCENT LABORATORY - ZIA		10			10
ISLAND COAST PEDIATRICS IN-HOUSE LAB		10			10
CORONA PATHOLOGY		10			10
Avalon Healthcare and Rehabilitation Center			10	100%	10
ADVENTHEALTH MEDICAL GROUP PEDIATRIC & ADOLESCENT		9	1	10%	10
MEDEX REGIONAL LABORATORIES LLC		1	9	90%	10
VENICE GREEN VILLAGE		3	7	70%	10
UNIVERSITY OF MIAMI MILLER SCHOOL OF MEDICINE			10	100%	10
FLEMING ISLAND CENTER FOR CLINICAL RESEARCH		10			10
TENNESSEE DEPARTMENT OF HEALTH (TDH) - CENTRAL LABORATORY		2	8	80%	10
PHASE2 LABS	2	6	2	20%	10
PRORENATA LABS		2	8	80%	10
DES PLAINES CLINICAL LAB		3	7	70%	10

# COVID-19: testing by laboratory

Data through Mar 26, 2021 verified as of Mar 27, 2021 at 09:25 AM

Data in this report are provisional and subject to change.

The numbers in the table below represent the number of Florida and non-Florida residents for whom test results were received by the Department of Health. A person can be tested by more than one laboratory and can have both positive and negative results. **Therefore, the sum of the numbers in each column will be larger than the total number of people tested.**

Reporting lab	Inconclusive	Negative	Positive	Percent positive	Total
Maury Regional Hospital		6	4	40%	10
Signature Healthcare of Savannah		10			10
HIGH TOWER ALF LLC		9	1	10%	10
MEDI-DRUG INC		9	1	10%	10
INHEALTH LIFE SCIENCES		6	4	40%	10
CHILDREN'S HEALTHCARE OF ATLANTA/EGLESTON		10			10
MINUTE-CLINIC DIAGNOSTIC OF VIRGINIA, LLC		10			10
MINUTECLINIC DIAGNOSTIC OF OKLAHOMA		8	2	20%	10
CARENOW URGENT CARE - EAST NASHVILLE		8	2	20%	10
MINUTECLINIC, LLC #4682		5	5	50%	10
ST MARYS MEDICAL CENTER			10	100%	10
VASCONCELLO COHEN MD PA		9	1	10%	10
MINUTECLINIC DIAG OF IND, LLC #6697		10			10
6TH MEDICAL GROUP - MCDILL AFB		8	2	20%	10
THE MARY IMOGENE BASSETT HOSPITAL		10			10
PANCARE HEALTH - VERNON ELEMENTARY			10	100%	10
EMERGENCY MEDICAL CENTER		4	6	60%	10
METHODIST HOSPITAL			10	100%	10
MEDEXPRESS URGENT CARE PARKERSBURG		8	2	20%	10
BELLE GLADES HEALTH CLINIC			10	100%	10
MOSOLF PEDIATRICS			10	100%	10
AFC URGENT CARE - CEDAR GROVE		10			10
NEMOURS CHILDREN'S URGENT			10	100%	10
KEY TRAINING CENTER			10	100%	10
MEDEXPRESS URGENT CARE - WINCHESTER GATEWAY		8	2	20%	10
LPG PRIMARY CARE AT COLONIAL CENTER DRIVE		9	1	10%	10
MEDEXPRESS URGENT CARE-KATY		7	3	30%	10
NOT INDICATED		1	9	90%	10
ONEIDA HEALTHCARE CENTER		8	2	20%	10
AMERICAN HOUSE FORT MYERS		10			10
GRAND VILLA OF PALM COAST		10			10
CBC LAB		3	7	70%	10
ST. PETERSBURG PEDIATRICS			10	100%	10
ACCESS PHARMACY		10			10
MINUTE CLINIC LLC #2775		9	1	10%	10
NATURE COAST REGIONAL MEDICAL CENTER		1	9	90%	10
SAMARITAN HOSPITAL LABORATORY		9	1	10%	10
VETERNANS ADMINISTRATION			10	100%	10
ORLANDO MEDICAL CENTER PL		1	9	90%	10
MINUTECLINIC DIAGNOSTIC OF NORTH CAROLINA PC #5341		7	3	30%	10
MEDEXPRESS URGENT CARE - SALEM		6	4	40%	10
MOLECULAR PATHOLOGY LABORATORY			10	100%	10
CVS PA6902POCT BRYN MAWR		8	2	20%	10
SUFFRIDGE DRIVE GROUP HOME		10			10
CITY OF TALLAHASSEE		10			10
MINUTECLINIC, LLC, DBA MINUTECLINIC #2		9	1	10%	10

# COVID-19: testing by laboratory

Data through Mar 26, 2021 verified as of Mar 27, 2021 at 09:25 AM

Data in this report are provisional and subject to change.

The numbers in the table below represent the number of Florida and non-Florida residents for whom test results were received by the Department of Health. A person can be tested by more than one laboratory and can have both positive and negative results. **Therefore, the sum of the numbers in each column will be larger than the total number of people tested.**

Reporting lab	Inconclusive	Negative	Positive	Percent positive	Total
TINA'S ASSISTED LIVING FACILITY CORP		10			10
PLYMOUTH HARBOR INCORPORATED		9	1	10%	10
MC DIAGNOSTIC OF CONNECTICUT, PC #1966		10			10
SUPERIOR RESIDENCES OF CLERMONT		2	8	80%	10
BEAUMONT LABORATORY			10	100%	10
COMMUNITY HEALTH CENTER		2	8	80%	10
GLADES COUNTY DETENTION CENTER		1	9	90%	10
SOMA MEDICAL CENTER PA #4			10	100%	10
PBC PREMIER FAMILY HEALTH			10	100%	10
VITALANT		1	9	90%	10
MISSOURI DEPARTMENT OF HEALTH AND SENIOR SERVICES			10	100%	10
FLORIDA MEDICAL CLINIC - NEW TAMPA		6	4	40%	10
MINUTECLINIC DIAGNOSTICS OF IND, LLC		10			10
DSI MANAGEMENT LLC		10			10
MEDEXPRESS URGENT CARE-LATROBE		10			10
FAMILY HEALTH CENTER AT PORT ST JOHN		4	6	60%	10
ALABAMA DEPARTMENT OF PUBLIC HEALTH		1	9	90%	10
GOLFCREST HEALTHCARE CENTER		10			10
NEW JERSEY DEPARTMENT OF HEALTH COMMUNICABLE DISEASE SERVICE		3	7	70%	10
BROWARD HEALTH CARE			10	100%	10
LAKE NONA MEDICAL SERVICES		3	7	70%	10
NEW YORK PRESBYTERIAN - LOWER MANHATTAN		10			10
ST CLOUD COMPOUNDING PHARMACY & WELLNESS CENTER		9	1	10%	10
CVS MINUTE CLINIC DIAGNOSTIC		9	1	10%	10
NORTON HEALTHCARE			10	100%	10
HAVEN HOSPICE IN CHIEFLAND		5	5	50%	10
Manor Care of Dunedin		7	3	30%	10
MEDICAL LABORATORY DIAGNOSTICS			10	100%	10
RPC@HODGES		2	8	80%	10
BERRYHILL MANOR		10			10
MONROE COUNTY HOSPITAL		7	3	30%	10
UNIVERSITY HOSPITALS OF CLEVELAND		5	4	44%	9
NITIN BAWA PROFESSIONAL ASSOCIATES			9	100%	9
LIFE HOPE LABS, LLC		9			9
CAN COMMUNITY HEALTH, INC		9			9
MEDEXPRESS URGENT CARE - SWANSEA, N ILLINOIS ST		8	1	11%	9
CVS DC1340POCT WASHINGTON		9			9
CIAN DIAGNOSTICS			9	100%	9
PRECISION GENETICS			9	100%	9
ST VINCENT'S CHILTON		7	2	22%	9
ORLANDO FAMILY MEDICAL INC		9			9
MC DIAGNOSTIC OF CONNECTICUT, PC #1043		9			9
MINUTECLINIC, LLC, MINUTECLINIC #7637		7	2	22%	9
ORLANDO HEALTH PHYSICIAN ASSOCIATES		4	5	56%	9
COLLIER BLVD HMA PHYSICIAN MANAGEMENT,, LLC			9	100%	9
LIFELINK TISSUE BANK D/B/A LIFELINK TISSUE BANK		8	1	11%	9

# COVID-19: testing by laboratory

Data through Mar 26, 2021 verified as of Mar 27, 2021 at 09:25 AM

Data in this report are provisional and subject to change.

The numbers in the table below represent the number of Florida and non-Florida residents for whom test results were received by the Department of Health. A person can be tested by more than one laboratory and can have both positive and negative results. **Therefore, the sum of the numbers in each column will be larger than the total number of people tested.**

Reporting lab	Inconclusive	Negative	Positive	Percent positive	Total
GCPM MANUAL MICROBIOLOGY		1	8	89%	9
MINUTECLINIC DIAGNOSTIC OF TN PC #242		6	3	33%	9
WINDSOR OF GAINESVILLE		9			9
FAMILY PRACTICE OF DAVIE INC			9	100%	9
CHEMISYS LABORATORIES		1	8	89%	9
CVS HEALTH, #2043		9			9
OMNI			9	100%	9
ALBION COLLEGE (ABBOTT)		9			9
UCARE			9	100%	9
MINUTE CLINIC LLC #1448		8	1	11%	9
IMMUNOGENOMICS LLC		6	3	33%	9
DOCTORS EXPRESS OF ST PETERSBURG		1	8	89%	9
GOOD SAMARITAN MEDICAL CENTER			9	100%	9
EMPLOYEE WELLNESS PA			9	100%	9
NASCAR EVENT MANAGEMENT, LLC		9			9
DYNAMIC HEALTH CENTERS INC		5	4	44%	9
MEDLAB INC		9			9
ANY LAB TEST NOW INC			9	100%	9
MINUTE CLINIC OF KANSAS PA		5	4	44%	9
INSPIRED LIVING AT PALM BAY		7	2	22%	9
VETERANS AFFAIRS MEDICAL CENTER - OUTPATIENT			9	100%	9
ILLINOIS DEPARTMENT OF PUBLIC HEALTH		1	8	89%	9
MINUTECLINIC, LLC, DBA MINUTECLINIC #6106		7	2	22%	9
ST VINCENT'S ST CLAIR		6	3	33%	9
WATERFORD AT CREEKSIDE, THE			9	100%	9
BUENA VIDA ESTATES			9	100%	9
WESTERN NEW YORK IMMEDIATE MEDICAL CAR		9			9
FLORIDA MENTOR		7	2	22%	9
CARDIOTHORACIC SURGERY OF HYDE PARK			9	100%	9
CHILDREN'S HEALTH CENTER INC.		7	2	22%	9
VILLAGE PLACE HEALTH AND REHAB		9			9
FLORIDA HOSPITAL WINTER PARK		7	2	22%	9
WINDSOR OF SAN PABLO, THE		6	3	33%	9
FLORIDA CENTER FOR DERMATOLOGY LABORATORY			9	100%	9
NEW HAMPSHIRE DEPARTMENT OF HEALTH AND HUMAN SERVICES		3	6	67%	9
MINUTECLINIC DIAGNOSTIC OF NEW JERSEY, LLC # 7069		9			9
MIDMICHIGAN MEDICAL CENTER			9	100%	9
NAVAL MEDICAL CENTER SAN DIEGO			9	100%	9
CLAYMED OF NORTH FLORIDA			9	100%	9
ROSECASTLE			9	100%	9
WESTCHESTER GENERAL HOSPITAL BLOOD GAS LAB			9	100%	9
NORTHWEST FLORIDA COMMUNITY HOSPITAL LABORATORY		8	1	11%	9
MICHIGAN DEPARTMENT OF COMMUNITY HEALTH		1	8	89%	9
MAGNOLIA MANOR			9	100%	9
MINUTECLINIC DIAGNOSTIC OF NEW JERSEY,		8	1	11%	9
EMORY CRAWFORD LONG HOSPITAL LABORATOR		8	1	11%	9

# COVID-19: testing by laboratory

Data through Mar 26, 2021 verified as of Mar 27, 2021 at 09:25 AM

Data in this report are provisional and subject to change.

The numbers in the table below represent the number of Florida and non-Florida residents for whom test results were received by the Department of Health. A person can be tested by more than one laboratory and can have both positive and negative results. **Therefore, the sum of the numbers in each column will be larger than the total number of people tested.**

Reporting lab	Inconclusive	Negative	Positive	Percent positive	Total
Fouraker Hills Rehab and Nursing			9	100%	9
CVS NJ617POCT CEDAR GROVE		8	1	11%	9
PALM BAY URGENT CARE PL		1	8	89%	9
LAKE NONA MEDICAL SERVICE LLC		9			9
MINUTECLINIC DIAGNOSTIC OF MINNESOTA		9			9
MOBILE RESPONSE DIAGNOSTICS LLC		8	1	11%	9
PINELLAS PARK FIRE DEPARTMENT		9			9
MINUTE CLINIC LLC # 2033		8	1	11%	9
REMISE OCCUPATIONAL HEALTH SOLUTIONS INC			9	100%	9
NORTHSHORE UNIVERSITY HEALTHSYSTEM EVANSTON HOSPITAL LAB			9	100%	9
MINUTECLINIC DIAGNOSTIC OF TN PC #5671		5	4	44%	9
MINUTECLINIC DIAGNOSTIC OF TN, PC 6304		7	2	22%	9
MINUTECLINIC DIAGNOSTIC OF TN PC #240		8	1	11%	9
MEDEXPRESS URGENT CARE - FORT WORTH S		8	1	11%	9
PENSACOLA CLUSTER			9	100%	9
PUTNAM FAMILY CARE INC		3	6	67%	9
MINUTE-CLINIC DIAGNOSTIC OF VIRGINIA, LLC #2003		6	3	33%	9
LAWRENCE TECHNOLOGICAL UNIVERSITY		9			9
MINUTECLINIC #8760		9			9
JOHNS HOPKINS ALL CHILDRENS			9	100%	9
MINUTECLINIC DIAGNOSTIC OF MAINE, LLC		7	2	22%	9
WADSWORTH CENTER - DAVID AXELROD INSTITUTE		8	1	11%	9
CARENOW URGENT CARE-GREEN HILLS		9			9
UF HEALTH		1	8	89%	9
ENCOMPASS HOME HEALTH OF THE SOUTHEAST LLC		9			9
PATEL MEDICAL VENTURES		8	1	11%	9
BRENNITY AT VERO BEACH, THE			9	100%	9
MINUTE CLINIC LLC #5706		8	1	11%	9
PEDIATRIC HEALTH CARE ALLIANCE			9	100%	9
MINUTE CLINIC INCORPORATE		9			9
MEDICANA NURSING AND REHAB CENTER			9	100%	9
AU MEDICAL CENTER, INC	1	7	1	11%	9
ST JOSEPH'S HOSPITAL NORTH LABORATORY			9	100%	9
PASSPORT HEALTH			9	100%	9
CVS MINUTE CLINIC DIAG OF IND, LLC #6549		9			9
OUR HOME AT BEACON HILL			9	100%	9
ASSOCIATES IN MEDICINE		7	2	22%	9
LAKEVIEW HEALTH SYSTEMS			9	100%	9
WINTER PARK INTERNAL MEDICINE MD PA		7	2	22%	9
ALLIANCE HEALTH AND REHABILITATION CENTER		9			9
NIGHT LITE PEDIATRICS CENTER		1	8	89%	9
OPTUM SILVER LAKES			9	100%	9
NEMOURS CHILDREN'S PRIMARY CARE VERO BEACH			9	100%	9
CARENOW URGENT CARE-MT JULIET		8	1	11%	9
CVS TX10016POCT PRINCETON		9			9
UHEALTH UNIVERSITY OF MIAMI			9	100%	9

# COVID-19: testing by laboratory

Data through Mar 26, 2021 verified as of Mar 27, 2021 at 09:25 AM

Data in this report are provisional and subject to change.

The numbers in the table below represent the number of Florida and non-Florida residents for whom test results were received by the Department of Health. A person can be tested by more than one laboratory and can have both positive and negative results. **Therefore, the sum of the numbers in each column will be larger than the total number of people tested.**

Reporting lab	Inconclusive	Negative	Positive	Percent positive	Total
CVS M08590POCT KANSAS CITY		5	4	44%	9
BEAUMONT EMERGENCY CENTER			9	100%	9
UNIVERSITY MEDICAL CENTER		8	1	11%	9
RIVERVIEW REGIONAL MEDICAL CENTER		7	2	22%	9
CVS PHARMACY NO 274		9			9
LOREY ALF		9			9
ROSEMONT GARDENS INC		9			9
ENCORE AT BOCA RATON, THE			9	100%	9
BAYFRONT HEALTH ST PETERSBURG		8	1	11%	9
DIXITKUMAR N MODI MD PA			9	100%	9
HEALTH AND WELLNESS CENTER		1	8	89%	9
CVS HEALTH MINUTE CLINIC		1	8	89%	9
SUNCREST OMNI		9			9
Consulate Health Care of Brandon		7	2	22%	9
CURATIVE		1	8	89%	9
BIOTECH PHARMACEUTICAL GROUP LLC			8	100%	8
MINUTECLINIC DIAGNOSTIC OF VIRGINIA		8			8
LAB UNKNOW		6	2	25%	8
CVS TX8351POCT BEAUMONT		7	1	13%	8
MED & CO INVESTMENT LLC		7	1	13%	8
MINUTECLINIC DIAGNOSTIC OF TN PC #386		7	1	13%	8
SURGOINSVILLE PHARMACY		8			8
The Grand at Rome Nursing and Rehabilitation		8			8
FHCP-ORANGE CITY			8	100%	8
ST LUKES ROOSEVELT LABORATORY		7	1	13%	8
MEDEXPRESS URGENT CARE, BUTLER		5	3	38%	8
FOUNTAINVIEW BY FIVE STAR QUALITY CARE		7	1	13%	8
FLORIDA KEYS CONCIERGE MEDICINE, LLC		6	2	25%	8
TRUE HEALTH		5	3	38%	8
NORTHSIDE HOSPITAL ATLANTA		3	5	63%	8
CAPRONA GROUP HOME		2	6	75%	8
DOCTOR'S IN-HOUSE LAB/COMMUNITY HEALTH CENTERS OF PINELLAS - CLEARWATE			8	100%	8
ENCOMPASS HEALTH REHABILITATION HOSPITAL OF OCALA		8			8
APEX HOME HEALTH CARE		7	1	13%	8
WALK-IN MEDICAL CARE			8	100%	8
MODMD LABORATORY		8			8
STPET		6	2	25%	8
MEDEXPRESS URGENT CARE - FAYETTEVILLE		6	2	25%	8
THE WOLFF CENTER FOR CHILD & ADOLESCENT HEALTH			8	100%	8
BENNETT PEDIATRICS		8			8
DOH JACKSONVILLE CENTRAL LABORATORY		3	5	63%	8
CVS PA1671POCT LANCASTER		8			8
FLORIDA HEART AND VASCULAR MULTISPECIALTY GROUP		8			8
CVS MINUTE CLINIC, LLC #22		7	1	13%	8
ETHOS LABORATORIES		7	1	13%	8
MARQUESA MEDICAL		7	1	13%	8

# COVID-19: testing by laboratory

Data through Mar 26, 2021 verified as of Mar 27, 2021 at 09:25 AM

Data in this report are provisional and subject to change.

The numbers in the table below represent the number of Florida and non-Florida residents for whom test results were received by the Department of Health. A person can be tested by more than one laboratory and can have both positive and negative results. **Therefore, the sum of the numbers in each column will be larger than the total number of people tested.**

Reporting lab	Inconclusive	Negative	Positive	Percent positive	Total
ALL CHILDREN'S HOSPITAL		1	7	88%	8
BENSONHURST URGENT CARE		8			8
FLORIDA CLINICAL LAB		1	7	88%	8
WILLIAMSBURGH CHAI CARE		7	1	13%	8
MINUTECLINIC #2860		6	2	25%	8
CONSULATE HEALTH CARE		7	1	13%	8
SEA LEVEL LABS			8	100%	8
FG RAPID		8			8
MEDEXPRESS URGENT CARE - MAPLE DRIVE		7	1	13%	8
CIGNA ONSITE HEALTH LLC		2	6	75%	8
BLOOMINGDALE PEDIATRIC ASSOCIATES PA			8	100%	8
VA Primary Care Clinic at Meharry		7	1	13%	8
ORMOND BEACH CENTRA CARE			8	100%	8
SYLVESTER AT PLANTATION LABORATORY		7	1	13%	8
MINUTECLINIC DIAGNOSTIC OF TN PC #643		5	3	38%	8
CVS NC5591POCT STATESVILLE		7	1	13%	8
ALLEGRO - TAMPA	1	4	3	38%	8
IU HEALTH PATHOLOGY		1	7	88%	8
WHITE SANDS OUTPATIENT SERVICES (WSOP SERVICES LLC		8			8
THOMAS JEFFERSON UNIVERSITY HOSPITAL		4	4	50%	8
MID-HUDSON VALLEY DIVISION OF WESTCHESTER MEDICAL		8			8
LOVELACE MEDICAL CENTER		8			8
DORAL URGENT CARE			8	100%	8
INTERVENTIONAL REHABILITATION OF SOUTH FLORIDA			8	100%	8
MINUTECLINIC DIAGNOSTIC OF OHIO #7790		6	2	25%	8
WELLIGENT		1	7	88%	8
VENICE REGIONAL MEDICAL CENTER			8	100%	8
MIAMI COMPREHENSIVE MEDICINE GROUP PA		4	4	50%	8
MINUTECLINIC DIAG OF IND, LLC #2387		7	1	13%	8
HOLY NAME MEDICAL CENTER	1	6	1	13%	8
ADVANCED RESEARCH FOR HEALTH IMPROVEMENT		6	2	25%	8
DIAGNOSTIC CLINIC		7	1	13%	8
JX REF LAB			8	100%	8
CAREPOINT CLINIC		5	3	38%	8
VAIL VALLEY MEDICAL CENTER			8	100%	8
ENCOMPASS HEALTH REHABILITATION HOSPITAL OF MIAMI		7	1	13%	8
WINKLER COURT		7	1	13%	8
GOLISANO CHILDREN'S HOSPITAL OF SOUTHWEST FLORIDA		6	2	25%	8
INTERNAL MEDICINE ASSOCIATES OF JACKSON HOSPITAL			8	100%	8
CVS TX7162POCT HOUSTON		8			8
PALM BEACH COUNTY HEALTH DEPARTMENT LABORATORY			8	100%	8
NEOGENOMICS LABORATORIES, INC		8			8
MINUTE CLINIC LLC #10203		6	2	25%	8
EXECUTIVE MEDICAL SERVICES		8			8
DOCTOR'S IN HOUSE LAB			8	100%	8
EXPRESS TEST			8	100%	8



# COVID-19: testing by laboratory

Data through Mar 26, 2021 verified as of Mar 27, 2021 at 09:25 AM

Data in this report are provisional and subject to change.

The numbers in the table below represent the number of Florida and non-Florida residents for whom test results were received by the Department of Health. A person can be tested by more than one laboratory and can have both positive and negative results. **Therefore, the sum of the numbers in each column will be larger than the total number of people tested.**

Reporting lab	Inconclusive	Negative	Positive	Percent positive	Total
HEALTHMARK REGIONAL HOSPITAL LAB		4	4	50%	8
MEDEXPRESS URGENT CARE - WASHINGTON		6	2	25%	8
ATLANTIC CONSOLIDATED LABORATORY		8			8
MEDEXPRESS ELKINS		8			8
X-GENE MOLECULAR LABS		1	7	88%	8
PACIFICA SUNRISE☐			8	100%	8
VERMONT DEPARTMENT OF HEALTH		1	7	88%	8
ELLIS HOSPITAL LABORATORY		7	1	13%	8
JUPITER CLINIC			8	100%	8
ARCHBOLD MEMORIAL HOSPITAL/LAB		3	5	63%	8
SYNEXUS CLINICAL RESEARCH US INC		2	6	75%	8
CARE ATC - CITY OF BOYNTON BEACH	1	2	5	63%	8
ORLANDO FAMILY PHYSICIANS			8	100%	8
HEALTHPARK MEDICAL CTR NURSING SVC		8			8
BARTON PARKER OD PC		8			8
Sunset Lake Health and Rehabilitation Center		8			8
TREASURE COAST URGENT & FAMILY CARE			8	100%	8
DOTHAN PEDIATRIC CLINIC			8	100%	8
MEDEXPRESS URGENT CARE - BATTLE CREEK		5	3	38%	8
FHPG_EXP CARE W HILLSBOROUGH			8	100%	8
PUTNAM COUNTY EMERGENCY RESCUE SERVICE		5	3	38%	8
HUNTINGTON VILLAGE URGENT CARE		8			8
JOHN T MATHER MEMORIAL HOSPITAL LABORATORY		7	1	13%	8
DEPARTMENT OF HEALTH- CITRUS COUNTY		1	7	88%	8
PALMS WEST HOSPITAL			8	100%	8
URGENT CARE OF LONGWOOD		1	7	88%	8
CLEARWATER PEDIATRIC CARE		1	7	88%	8
ST CLOUD PHYSICIAN MANAGMENT LLC		7	1	13%	8
ST CHARLES HOSPITAL LABORATORY		8			8
WALGREEN #6538		8			8
CVS MINUTE CLINIC DIAGNOSTIC OF NEW JERSEY		8			8
ROBERT WOOD JOHNSON HOSPITAL		7	1	13%	8
MONTEFIORE MEDICAL CENTER LABORATORIES - NORTH		8			8
BAPTIST OUTPATIENT			8	100%	8
ALLINA HEALTH - ABBOTT NORTHWESTERN HOSPITAL		5	3	38%	8
CVS NC3319POCT CHARLOTTE		6	2	25%	8
MINUTE CLINIC DIAGNOSTIC OF MICHIGAN PC		8			8
BETH ISRAEL MEDICAL CENTER LABS		8			8
ST. JOSEPH HOSPITAL AND HEALTH CARE INC.			8	100%	8
DOH-TAMPA BRANCH LABORATORY (MLK BLVD)		4	4	50%	8
MAGNOLIA PEDIATRICS GROUP LLC			8	100%	8
SOUTHEASTERN PEDIATRIC ASSOCIATES			8	100%	8
BLOOMING GARDENS OF CARE INC		8			8
INTERNAL MEDICINE AND AESTHETICS OF NAPLES LLC		8			8
NORTHSIDE HOSPITAL FORSYTH		7	1	13%	8
LEMOYNE COLLEGE WELLNESS CENTER FOR		8			8

# COVID-19: testing by laboratory

Data through Mar 26, 2021 verified as of Mar 27, 2021 at 09:25 AM

Data in this report are provisional and subject to change.

The numbers in the table below represent the number of Florida and non-Florida residents for whom test results were received by the Department of Health. A person can be tested by more than one laboratory and can have both positive and negative results. **Therefore, the sum of the numbers in each column will be larger than the total number of people tested.**

Reporting lab	Inconclusive	Negative	Positive	Percent positive	Total
WELLSTAR KENNESTONE HOSPITAL		5	3	38%	8
WALGREENS #10972	1	7			8
MEDEXPRESS URGENT CARE - CLARKSBURG		7	1	13%	8
LAKE CONWAY URGENT CARE LLC		2	6	75%	8
Nashville Central Laboratory		8			8
CVS CT1123POCT SOUTHBURY		8			8
CAYUGA COUNTY HEALTH DEPARTMENT		7	1	13%	8
HEALTHY MINORS PEDIATRIC URGENT CARE		7	1	13%	8
GENEUS DIAGNOSTICS			8	100%	8
MINUTECLINIC, LLC #05038		8			8
MEDEXPRESS URGENT CARE - TARENTUM		6	2	25%	8
OSWEGO HOSPITAL LABORATORY		7	1	13%	8
NORTHEAST PEDIATRICS			8	100%	8
ALACHUA COUNTY HEALTH DEPARTMENT		1	7	88%	8
GENE STREET LABORATORIES, LLC		6	2	25%	8
MEDEXPRESS URGENT CARE - CULPEPER		8			8
NORTH PINELLAS CHILDRENS MEDICAL CENTER INC			8	100%	8
NORTHSIDE HOSPITAL		2	6	75%	8
ORLANDO ORTHOPAEDIC CENTER		6	2	25%	8
MINUTE CLINIC LLC #6765		8			8
OKLAHOMA STATE DEPARTMENT OF HEALTH-PUBLIC HEALTH LABORATORY			8	100%	8
SOMA MEDICAL CENTER MD PA #7 PEDIATRICS			8	100%	8
CVS MINUTE CLINIC DIAGNOSTIC MED GRP OF SAN		6	2	25%	8
SUMTER COUNTY HEALTH DEPARTMENT		3	5	63%	8
HARBORCHASE OF DR PHILLIPS		7	1	13%	8
JACKSON CLINIC PA,THE		4	4	50%	8
LIFE CARE CITRUS COUNTY			8	100%	8
HOLY GARDEN ALF, INC.		7			7
Baptist Village Retirement Communities		7			7
CARENOW URGENT CARE-MADISON		7			7
WELLMED AT BRANDON REGIONAL		5	2	29%	7
PENN MEDICINE PRINCETON MEDICAL CENTER		6	1	14%	7
AVON PARK PEDIATRICS			7	100%	7
DOTHAN WEST FAMILY MEDICINE		5	2	29%	7
CVS OH2543POCT CANFIELD		5	2	29%	7
EP LTC PHARMACY		5	2	29%	7
KEYSTONE PLACE AT NAPLES PRESERVE		4	3	43%	7
PEDIATRICS URGENT CARE, LLC			7	100%	7
LAKE PEDIATRICS			7	100%	7
BIRMINGHAM VAMC		3	4	57%	7
SOUTH FLORIDA ENT ASSOCIATES, INC			7	100%	7
MINUTECLINIC DIAGNOSTIC OF NEVADA #87		4	3	43%	7
MC DIAGNOSTIC OF CONNECTICUT , PC # 3		5	2	29%	7
MANATEE PEDIATRICS			7	100%	7
VICTORIAN MANOR		2	5	71%	7
CHAPTERS HEALTH HOSPICE		7			7

# COVID-19: testing by laboratory

Data through Mar 26, 2021 verified as of Mar 27, 2021 at 09:25 AM

Data in this report are provisional and subject to change.

The numbers in the table below represent the number of Florida and non-Florida residents for whom test results were received by the Department of Health. A person can be tested by more than one laboratory and can have both positive and negative results. **Therefore, the sum of the numbers in each column will be larger than the total number of people tested.**

Reporting lab	Inconclusive	Negative	Positive	Percent positive	Total
SOUTHEAST GEORGIA HEALTH SYSTEM, INC D		7			7
ABBEY MANOR RETIREMENT RESIDENCE INC		7			7
BOCA BIOLISTICS LLC			7	100%	7
CARESOUTH HHA HOLDINGS OF TALLAHASSEE LLC		7			7
MEDEXPRESS URGENT CARE-DUBOIS		7			7
BROOKDALE LAKE ORIENTA			7	100%	7
ST. CLOUD PHARMACY AND WELLNESS CENTER		3	4	57%	7
CVS OH3458POCT BEAVERCREEK		7			7
MINUTECLINIC DIAGNOSTIC OF OHIO #3407		6	1	14%	7
YAZJI PEDIATRIC CARE LLC DBA TUKA PEDIATRICS			7	100%	7
MEDEXPRESS URGENT CARE - STATE COLLEGE		5	2	29%	7
LONGWOOD FAMILY MEDICINE		1	6	86%	7
Thermopolis Rehabilitation Wellness		7			7
HARMONIOUS HOME HEALTH, LLC		7			7
PERSONAL PHYSICIAN CARE PA			7	100%	7
FLORIDA HOSPITAL APOPKA		6	1	14%	7
MEDEXPRESS URGENT CARE - STAUNTON		3	4	57%	7
BRADENTON PHYSICIANS MEDICAL CENTER			7	100%	7
VENICE URGENT CARE – GULF COAST			7	100%	7
MEDEXPRESS URGENT CARE, JOHNSTOWN		6	1	14%	7
JUPITER ISLAND PUBLIC SAFETY		5	2	29%	7
SELECT PHYSICIANS ALLIANCE		7			7
MONROE COUNTY FIRE RESCUE		6	1	14%	7
CVS CA9715POCT THOUSAND OAKS		7			7
CITYMD		1	6	86%	7
FLORIDA HOSPITAL KISSIMMEE		4	3	43%	7
MINUTE CLINIC, LLC #4650		6	1	14%	7
CVS OH3301POCT WOODMERE		7			7
LONG ISLAND JEWISH FOREST HILLS HOSPITAL		7			7
TRUE HEALTH DIAGNOSTICS		1	6	86%	7
CVS PA1074POCT KENNETT SQUARE		6	1	14%	7
GOLDMAN SACHS HEALTH CENTER	1	6			7
KANSAS DEPARTMENT OF HEALTH		2	5	71%	7
MINUTECLINIC DIAG OF IND LLC #8651		6	1	14%	7
PARTNERS PHARMACY OF FLORIDA LLC		7			7
PANCARE HEALTH - HOSFORD SCHOOL			7	100%	7
DALLAS COUNTY HEALTH AND HUMAN SERVICES			7	100%	7
MINUTECLINIC DIAGNOSTIC MED GRP OF CA		6	1	14%	7
HEALTH CARE LABORATORY SERVICES		1	6	86%	7
DOCTORS CLINICAL LABORATORY, INC		5	2	29%	7
GENOTOX LABORATORIES		5	2	29%	7
CVS TN2179POCT MURFREESBORO		6	1	14%	7
ADVENT HEALTH APOPKA		3	4	57%	7
LEE COUNTY HEALTH DEPARTMENT		4	3	43%	7
LYNMOORE,THE		7			7
MERCY HEALTH—MUSKEGON		6	1	14%	7

# COVID-19: testing by laboratory

Data through Mar 26, 2021 verified as of Mar 27, 2021 at 09:25 AM

Data in this report are provisional and subject to change.

The numbers in the table below represent the number of Florida and non-Florida residents for whom test results were received by the Department of Health. A person can be tested by more than one laboratory and can have both positive and negative results. **Therefore, the sum of the numbers in each column will be larger than the total number of people tested.**

Reporting lab	Inconclusive	Negative	Positive	Percent positive	Total
EASTERN FLORIDA STATE COLLEGE - PALM BAY CAMPUS			7	100%	7
CONCENTRA URGENT CARE		3	4	57%	7
Rutgers Health Rwj University Hospital - Laboratory		4	3	43%	7
ST. LUCIE COUNTY HEALTH DEPARTMENT		5	2	29%	7
WATAUGA MEDICAL CENTER		4	3	43%	7
DR. PHILLIPS MEDICAL WELLNESS CENTER		4	3	43%	7
UNIVERSITY OF WASHINGTON MEDICAL CENTER			7	100%	7
MIAMI BEACH COMMUNITY HEALTH CENTER INC			7	100%	7
ECLRS		2	5	71%	7
CVS SC4286POCT EASLEY		2	5	71%	7
DOCTOR'S IN-HOUSE LAB/COMMUNITY HEALTH CENTERS OF PINELLAS -PINELLAS P			7	100%	7
Ocoee Health Care Center		7			7
CVS PHARMACY #8800		5	2	29%	7
Lenox on the Lake			7	100%	7
OPTUM PRIMARY CARE - FOUNTAIN OAKS		3	4	57%	7
CVS MINUTE CLINIC DIAGNOSTIC OF KANSAS, PA		7			7
MINUTECLINIC DIAG OF IND LLC #6998		6	1	14%	7
CVS CT1109POCT BETHEL		7			7
CVS NC7213POCT MATTHEWS		6	1	14%	7
EL PARAISO HOME INC		7			7
EMBRY-RIDDLE AERONAUTICAL UNIVERSITY HEALTH			7	100%	7
GENTRY PARK ORLANDO ASSISTED LIVING		6	1	14%	7
WYOMING COUNTY COMMUNITY HOSPITAL LABORATORY		7			7
MINUTE CLINIC LLC #4017		7			7
FAMILY MEDICINE MEDICAL DRIVE		7			7
NOVANT HEALTH INPATIENT CARE		2	5	71%	7
NORTH FLORIDA MEDICAL CENTERS INC		1	6	86%	7
MINUTE-CLINIC DIAGNOSTIC OF VIRGINIA, LLC #794		6	1	14%	7
CVS CA9113POCT CHULA VISTA		7			7
MINUTECLINIC, LLC #03965		7			7
PEDIATRICS OF CENTRAL FLORIDA		5	2	29%	7
OCALA FAMILY MEDICAL CENTER		7			7
CVS MINUTE CLINIC DIAG OF IND LLC #5206		6	1	14%	7
PALM GARDEN OF SUN CITY			7	100%	7
LEPE'S HOUSE			7	100%	7
SUNRISE SENIOR LIVING OF JACKSONVILLE			7	100%	7
GALLUP INDIAN MEDICAL CENTER		7			7
MEDEXPRESS URGENT CARE - MIDLOTHIAN		6	1	14%	7
SUPERIOR RESIDENCES AT CALA HILLS		7			7
GRACE WELLNESS CENTER LLC		6	1	14%	7
MINUTE CLINIC DIAGNOSTIC OF PENNSYLVANIA		7			7
COMPASSION PEDIATRICS		3	4	57%	7
Florida Clinical Laboratory		1	6	86%	7
COMMUNITY MEDICAL AND DENTAL CARE INC		7			7
NORTHERN DUTCHESS HOSPITAL LABORATORY		5	2	29%	7
GRAND VILLA OF SARASOTA		6	1	14%	7

# COVID-19: testing by laboratory

Data through Mar 26, 2021 verified as of Mar 27, 2021 at 09:25 AM

Data in this report are provisional and subject to change.

The numbers in the table below represent the number of Florida and non-Florida residents for whom test results were received by the Department of Health. A person can be tested by more than one laboratory and can have both positive and negative results. **Therefore, the sum of the numbers in each column will be larger than the total number of people tested.**

Reporting lab	Inconclusive	Negative	Positive	Percent positive	Total
NEMOURS CHILDREN'S HOSPITAL			7	100%	7
CVS NY549POCT RIDGEWOOD		4	3	43%	7
LAWTON CHILES HEALTH CENTER		1	6	86%	7
MINUTECLINIC DIAGNOSTIC OF ILLINOIS		6	1	14%	7
KENDALL REGIONAL MEDICAL CNTR			7	100%	7
GLEN FALLS HOSPITAL DEPARTMENT OF PATHOLOGY		6	1	14%	7
CVS TX7827POCT ROUND ROCK		7			7
RELIANCE MEDICAL CENTER		5	2	29%	7
NORTHDALE REHABILITATION CENTER			7	100%	7
CARENOW URGENT CARE-SOUTHLAKE			7	100%	7
MEDEXPRESS URGENT CARE - HOT SPRINGS		7			7
MEDEXPRESS URGENT CARE-PETERS TWP		6	1	14%	7
RIVER OAKS TREATMENT CENTER			7	100%	7
FRESENIUS KIDNEY CARE FORT WALTON BEACH			7	100%	7
CRESTWOOD MEDICAL CENTER		5	2	29%	7
FHMG_FM AND IM AVALON PARK		2	5	71%	7
ACM MEDICAL LABORATORY ALLIANCE		5	2	29%	7
SUPREME LABORATORY			7	100%	7
MEDEXPRESS URGENT CARE - GLENDALE		7			7
PENINSULA CARE AND REHABILITATION CENTER			7	100%	7
GILCHRIST COUNTY FIRE DEPARTMENT		4	3	43%	7
QUEENS UNIVERSITY OF CHARLOTTE		7			7
SCHOOL OF PHARMACY AND PHARMACEUTICAL		7			7
TGH URGENT CARE - WESLEY CHAPEL			7	100%	7
MAXHEALTH		5	2	29%	7
LIZS ADULT CARE		7			7
SARAH LAWRENCE COLLEGE HEALTH SERVICES		7			7
Parkside Villa		7			7
CVS M08556POCT KANSAS CITY		6	1	14%	7
ACCESS CARE MEDICAL GROUP LLC		2	5	71%	7
BALTIMORE CITY HEALTH DEPT COMMUNICABLE DISEASES AND EPIDEMIOLOGY			7	100%	7
RANDOLPH DIABETES AND WELLNESS		6	1	14%	7
FLORIDA SCHOOL FOR THE DEAF AND THE BLIND			7	100%	7
IRL MARKET LAB			7	100%	7
WILDLIGHT LAB			7	100%	7
SOUTH COM HEALTH CLINIC, DEPT. OF THE ARMY		7			7
HEARTLAND PEDIATRICS OF LAKE PLACID			7	100%	7
WEXFORD HEALTH SOURCES INC		7			7
MINUTECLINIC, LLC #1796		6	1	14%	7
DELAWARE DEPARTMENT OF HEATH		6	1	14%	7
GULF COAST PEDIATRICS OF SARASOTA PA		1	6	86%	7
WHEELER LABORATORY		6	1	14%	7
CLAY PRIMARY & FAMILY CARE LLC			7	100%	7
MINUTECLINIC, DIAGNOSTIC OF TEXAS, LL		6	1	14%	7
FLORIDA CANCER SPECIALISTS & RESEARCH INSTITUTE		6	1	14%	7
NYU WINTHROP HOSPITAL PATHOLOGY		7			7

# COVID-19: testing by laboratory

Data through Mar 26, 2021 verified as of Mar 27, 2021 at 09:25 AM

Data in this report are provisional and subject to change.

The numbers in the table below represent the number of Florida and non-Florida residents for whom test results were received by the Department of Health. A person can be tested by more than one laboratory and can have both positive and negative results. **Therefore, the sum of the numbers in each column will be larger than the total number of people tested.**

Reporting lab	Inconclusive	Negative	Positive	Percent positive	Total
TIFT REGIONAL HEALTH SYSTEM, INC		7			7
LEE MEMORIAL HEALTH SYSTEM D/B/A		5	2	29%	7
PBC FOUND CARE INC			7	100%	7
MEDEXPRESS URGENT CARE MORGANTOWN		7			7
QUE		4	3	43%	7
FLORIDA DIGESTIVE AND LIVER SPECIALIST		7			7
FLORIDA PREMIER MEDICAL CARE PA			6	100%	6
MERCY COLLEGE HEALTH OFFICE		6			6
MINUTECLINIC LLC #5041		2	4	67%	6
CAPE CORAL URGENT CARE		3	3	50%	6
UNILAB OF DADE INC			6	100%	6
CVS IN6654POCT INDIANAPOLIS		5	1	17%	6
SARASOTA MEDICAL CENTER			6	100%	6
UT MEMPHIS UNIVERSITY HEALTH SERVICES			6	100%	6
PALMETTO HEALTH ALLIANCE		3	3	50%	6
Northwell Lab		2	4	67%	6
PHYSICIANS URGENT CARE BERRY FARMS		4	2	33%	6
AARK LABORATORY		6			6
CHILDREN'S HOSPITAL OF PHILADELPHIA		5	1	17%	6
RIVER CITY PRIMARY AND URGENT CARE			6	100%	6
DEPARTMENT OF HEALTH AND HUMAN SERVICES STATE OF NEW HAMPSHIRE			6	100%	6
SANDGATE GARDENS REHAB & NURSING CENTER		3	3	50%	6
UNILAB		2	4	67%	6
MAXCARE CLINIC			6	100%	6
ALL4KIDZ PEDIATRICS LLC		3	3	50%	6
ELITE MD GROUP INC		2	4	67%	6
NORTHEAST ALABAMA REGIONAL MEDICAL CENTER		3	3	50%	6
BETHESDA COMMUNITY HEALTH CENTER			6	100%	6
CLINICAL CARE ASSOCIATES			6	100%	6
CARESOUTH HHA HOLDINGS OF THE BAY AREA LLC		6			6
PREMIER FAMILY HEALTH PA			6	100%	6
URGENT CARE HOUSECALLS PA		5	1	17%	6
MOULTRIE CREEK NURSING AND REHAB			6	100%	6
BROWARD COUNTY HEALTH DEPT.			6	100%	6
MEDICAL CENTER AT OCEAN REEF		1	5	83%	6
ALLEGRO FLEMING ISLAND		1	5	83%	6
VIERA PEDIATRICS		1	5	83%	6
CVS TN4624POCT KNOXVILLE		5	1	17%	6
CVS MD2956POCT NEW MARKET		5	1	17%	6
TAMIAMI LAB MILLENNIUM			6	100%	6
HUNTERS CREEK PEDIATRICS		6			6
PUBLIC HEALTH LAB		6			6
ST CHARLES BEND LABORATORY		5	1	17%	6
CONCENTRA			6	100%	6
MARSHALL MEDICAL CENTER SOUTH LAB		5	1	17%	6
ORLANDO FAMILY PHYSICIANS INC		2	4	67%	6

# COVID-19: testing by laboratory

Data through Mar 26, 2021 verified as of Mar 27, 2021 at 09:25 AM

Data in this report are provisional and subject to change.

The numbers in the table below represent the number of Florida and non-Florida residents for whom test results were received by the Department of Health. A person can be tested by more than one laboratory and can have both positive and negative results. **Therefore, the sum of the numbers in each column will be larger than the total number of people tested.**

Reporting lab	Inconclusive	Negative	Positive	Percent positive	Total
CAREWELL 301 - WARWICK			6	100%	6
PENN NURSING CENTER		6			6
JERSEY SHORE MEDICAL CENTER		6			6
PALM HARBOR DERMATOLOGY		4	2	33%	6
FAMILY CARE MEDICAL CENTER			6	100%	6
CVS SC2736POCT MURRELLS INLET		5	1	17%	6
Kroger 673 - The Little Clinic Dallas		5	1	17%	6
CENTRAL FLORIDA PRIMARY CARE			6	100%	6
CURATIVE CARE CENTER INC		1	5	83%	6
MEDEXPRESS URGENT CARE-HERSHEY		5	1	17%	6
QHG OF ENTERPRISE INC (DBA MEDICAL CTR		6			6
CVS NJ2815POCT E BRUNSWICK		4	2	33%	6
CVS RI1717POCT 1 CVS DR			6	100%	6
ALL CHILDREN'S HOSPITAL DEPT OF GENERAL PEDIATRICS			6	100%	6
PATHGROUP LABS, LLC		4	2	33%	6
FIRST COAST CARDIOVASCULAR INSTITUTE PA			6	100%	6
MEDEXPRESS URGENT CARE - PRINCETON		5	1	17%	6
GUIDANCE / CARE CENTER, INC		6			6
BNR PHARMACY INC		6			6
CVS GA2108POCT NORCROSS		4	2	33%	6
FLORIDA DEPARTMENT OF HEALTH IN SARASOTA COUNTY		5	1	17%	6
CHIEFLAND MEDICAL CENTER		1	5	83%	6
TULLAHOMA HMA, LLC		5	1	17%	6
INTERNAL MEDICINE LIPID AND WELNNESS PRACTICE			6	100%	6
URGENT TEAM - HUNTSVILLE		5	1	17%	6
THE PALMS REHABILITATION AND HEALTHCARE CENTER		5	1	17%	6
COMPASSION PEDIATRIC URGENT CARE LLC		2	4	67%	6
LRHS Southeastern University		4	2	33%	6
FLEET LANDING			6	100%	6
CVS GA2236POCT WOODSTOCK		6			6
MINUTECLINIC DIAGNOSTIC OF VIRGINIA, LLC #1656		6			6
FLORIDA MEDICAL SPECIALISTS		2	4	67%	6
PRESBYTERIAN HOME		6			6
CVS IN6713POCT BLOOMINGTON		6			6
MEDEXPRESS URGENT CARE - BLUEFIELD		5	1	17%	6
WAKEMED		1	5	83%	6
NEUROSCIENCE AND SPINE ASSOCIATES, PL		5	1	17%	6
TEXAS MEDCLINIC			6	100%	6
LUMADOC HEALTH		4	2	33%	6
UT SOUTHWESTERN MEDICAL CENTER			6	100%	6
GUTHRIE MEDICAL GROUP LABORATORIES		6			6
MEDEXPRESS URGENT CARE - ELM GROVE		5	1	17%	6
QUICK CARE MED WALK IN AND URGENT CARE			6	100%	6
BOONE DRUG & HEALTHCARE AT DEERFIELD			6	100%	6
MINUTECLINIC DIAGNOSTIC OF NORTH CAROLINA PC #7054		5	1	17%	6
BAYSHORE POINTE NURSING AND REHAB CENTER			6	100%	6

# COVID-19: testing by laboratory

Data through Mar 26, 2021 verified as of Mar 27, 2021 at 09:25 AM

Data in this report are provisional and subject to change.

The numbers in the table below represent the number of Florida and non-Florida residents for whom test results were received by the Department of Health. A person can be tested by more than one laboratory and can have both positive and negative results. **Therefore, the sum of the numbers in each column will be larger than the total number of people tested.**

Reporting lab	Inconclusive	Negative	Positive	Percent positive	Total
LAKEVIEW TERRACE HOME HEALTH SERVICES LLC			6	100%	6
BAYCARE ALLIANT HOSPITAL			6	100%	6
FHPG_EXP CARE PALM HARBOR			6	100%	6
MINUTECLINIC DIAGNOSTIC OF VIRGINIA, LLC #255		6			6
Atlanta VAMC		4	2	33%	6
MINUTE CLINIC DIAGNOSTIC MED GRP		5	1	17%	6
CVS KY4779POCT LOUISVILLE		4	2	33%	6
GENTLE MEDICINE ASSOCIATES / DR. REGINE BATAILLE		6			6
ENIGMA DIAGNOSTIC, INC.			6	100%	6
SAINT PETER'S UNIVERSITY HOSPITAL		6			6
DEPT OF VA MEDICAL CENTER - RICHMOND		5	1	17%	6
CVS NATIONAL HARBOR MD2297714CV		6			6
BROOKDALE CLERMONT			6	100%	6
PROHEALTH MED		1	5	83%	6
ARLINGTON OF NAPLES		6			6
TIMBER CREEK PEDIATRICS		6			6
MINUTECLINIC DIAGNOSTIC OF TN PC #442		4	2	33%	6
LOS ALAMOS NATIONAL LABORATORY		6			6
BOCA VIPEDIATRICS			6	100%	6
LISTENING DOCTOR PLLC, THE		1	5	83%	6
CENTREX CLINICAL LABS INC		6			6
ATLANTIC COMMUNITY HIGH SCHOOL		5	1	17%	6
CVS PA813POCT RICHBORO		6			6
GRACE REHABILITATION CENTER OF VERO BEACH		4	2	33%	6
CVS NM8918POCT ALBUQUERQUE		6			6
MINUTECLINIC DIAGNOSTIC OF KANSAS PA		6			6
ANTHONY-BROWN PHARMACY		6			6
PLEASANTVILLE OF SEBASTIAN LLC			6	100%	6
PANCARE HEALTH - KATE SMITH ELEMENTARY		1	5	83%	6
COVID RAPID LABS		1	5	83%	6
CVS TN7289POCT SIGNAL MOUNTAIN		6			6
CVS GA7064POCT STOCKBRIDGE		6			6
AMERICAN HEALTH ASSOC. LABORATORY SOUTH		4	2	33%	6
FLORIDA DEPARTMENT OF HEALTH IN MIAMI DADE COUNTY		5	1	17%	6
ALBANY MEDICAL CENTER		5	1	17%	6
CVS NC7057POCT SHELBY		5	1	17%	6
SV DIAGNOSTIC LAB			6	100%	6
CVS MA6505POCT NEWTON		6			6
TERENCE B MITCHELL MD, INC		2	4	67%	6
NU WAVE MEDICAL CENTER			6	100%	6
NEMOURS CHILDREN'S URGEN CARE			6	100%	6
MINUTECLINIC DIANOSTIC OF VIRGINA, LL		5	1	17%	6
TERRACINA LLC		1	5	83%	6
FAMILY TREE PRIMARY CARE		5	1	17%	6
CVS TX4397POCT CYPRESS		6			6
ASCENSION ST VINCENT'S CLAY COUNTY			6	100%	6



# COVID-19: testing by laboratory

Data through Mar 26, 2021 verified as of Mar 27, 2021 at 09:25 AM

Data in this report are provisional and subject to change.

The numbers in the table below represent the number of Florida and non-Florida residents for whom test results were received by the Department of Health. A person can be tested by more than one laboratory and can have both positive and negative results. **Therefore, the sum of the numbers in each column will be larger than the total number of people tested.**

Reporting lab	Inconclusive	Negative	Positive	Percent positive	Total
ADVENTHEALTH CELEBRATION EMPLOYEE CLINIC		6			6
URGENT TEAM - MUSCLE SHOALS		6			6
XPRESS URGENT CARE LLC		6			6
MINUTECLINIC DIAGNOSTIC OF SC, LLC #7		4	2	33%	6
WIREGRASS MEDICAL CENTER			6	100%	6
MEDEXPRESS URGENT CARE - MT LEBANON		4	2	33%	6
MINUTECLINIC MINUTECLINIC #8505		4	2	33%	6
CVS PA5241POCT CHALFONT		6			6
MINUTECLINIC DIAGNOSTIC OF OHIO #4401		6			6
CVS CA9721POCT ARCADIA		6			6
PROGRESS PHARMACY INC		1	5	83%	6
PANCARE HEALTH - ALTHA PUBLIC			6	100%	6
GAINESVILLE PEDIATRIC ASSOCIATES		1	5	83%	6
MEDEXPRESS URGENT CARE - HUNTINGTON WE		6			6
BROWARD TRANSITIONAL CENTER			6	100%	6
THE CLINIC PREMISE HEALTH			6	100%	6
DANIEL M LIBBY MD PLLC		6			6
FRESENIUS KIDNEY CARE DUNEDIN			6	100%	6
MD NOW MEDICAL CENTER			6	100%	6
MINUTECLINIC DIAGNOSTIC OF GEORGIA, LL		5	1	17%	6
MEDEXPRESS URGENT CARE - IRVING		6			6
ARLINGTON OF NAPLES INC, THE		6			6
PR HEALTH		1	5	83%	6
CVS MD4371POCT OCEAN CITY		6			6
MIAMI RESCUE MISSION CLINIC INC			6	100%	6
MEDEXPRESS URGENT CARE - RICHMOND, NINE MILE RD		5	1	17%	6
MEDEXPRESS URGENT CARE - HOLLINS		6			6
MINUTECLINIC, LLC #03268		5	1	17%	6
CALIFORNIA DEPARTMENT OF PUBLIC HEALTH		1	5	83%	6
THE WINDSOR OF OCALA		2	4	67%	6
AMERICAN EAGLE LEESBURG AL LLC DBA VISTA LAKE			6	100%	6
OCALA REGIONAL KIDNEY CENTER EAST		2	4	67%	6
FLORIDA DEPARTMENT OF HEALTH SEMINOLE COUNTY		1	5	83%	6
CDRX INFUSION			6	100%	6
MEDEXPRESS URGENT CARE-PITTSFIELD		6			6
WOMENS CARE FLORIDA LLC		5	1	17%	6
SOUTHEASTERN DERMATOLOGY GROUP PA		5	1	17%	6
LOUISIANA DEPT OF HEALTH			6	100%	6
MINUTECLINIC MINUTECLINIC #4977		4	2	33%	6
CVS MD1881POCT DUNKIRK		6			6
Advanced Care Center			6	100%	6
TRANSPLANT GENOMICS INC (EUROFINS)		6			6
WG WINDSOR WOODS SH LLC		6			6
MINUTE CLINIC DIAG OF IND LLC #8674		6			6
CAMELLIA AT DEERWOOD		2	4	67%	6
NORTH FLORIDA PEDIATRICS JASPER			6	100%	6

# COVID-19: testing by laboratory

Data through Mar 26, 2021 verified as of Mar 27, 2021 at 09:25 AM

Data in this report are provisional and subject to change.

The numbers in the table below represent the number of Florida and non-Florida residents for whom test results were received by the Department of Health. A person can be tested by more than one laboratory and can have both positive and negative results. **Therefore, the sum of the numbers in each column will be larger than the total number of people tested.**

Reporting lab	Inconclusive	Negative	Positive	Percent positive	Total
LEWIS COUNTY MANOR		6			6
EXPICARE NURSING AGENCY, INC		5	1	17%	6
Centrastate Medical Center		5	1	17%	6
FLORIDA WOMAN CARE LABORATORY			6	100%	6
IVY ROSEN MD PLLC		6			6
PROVIDENCE LABORATORY SERVICES		6			6
ENTRUST IMMEDIATE CARE			6	100%	6
STUYVESANT URGENT CARE		6			6
PHYSICIANS FOR CHILDREN			6	100%	6
MEDEXPRESS URGENT CARE - YORK		3	3	50%	6
CVS OH3476POCT TIPP CITY		6			6
CVS PA4077POCT BELLE VERNON		6			6
DIXIE COUNTY EMERGENCY SERVICES			6	100%	6
HOLLY HILL HOME INFUSION SERVICE		5	1	17%	6
CVS PA233POCT NEWTOWN SQUARE		6			6
GADSDEN COUNTY HEALTH DEPARTMENT			6	100%	6
BETH ISRAEL DEACONESS MEDICAL CENTER			6	100%	6
CITIZENS BAPTIST MEDICAL CENTERS LAB		5	1	17%	6
CAPITAL HEALTH PLAN LABORATORIES			6	100%	6
MINUTECLINIC DIAGNOSTIC OF KENTUCKY		6			6
CVS TX1104POCT ALLEN		6			6
CVS GA2147POCT KENNESAW		5	1	17%	6
CVS NC6402POCT DAVIDSON		4	2	33%	6
CVS OH6123POCT CINCINNATI		4	2	33%	6
WHITE WILSON MEDICAL CENTER - FWB		1	4	80%	5
Life Care Center of Estero			5	100%	5
WESTMINSTER SHORES			5	100%	5
CARL R DARNALL ARMY MEDICAL CENTER			5	100%	5
PIEDMONT ATHENS REGIONAL MEDICAL		4	1	20%	5
VILLAGES HEALTH, THE		4	1	20%	5
THRIFT DRUGS INC		5			5
CVS NV2928POCT LAS VEGAS		5			5
CARENOW URGENT CARE - CENTRAL AUSTIN		1	4	80%	5
LAKE NONA PEDIATRICS IN ASSOCIATION WITH NEMOURS		5			5
Army Residence Community		5			5
NORTHWOOD UNIVERSITY-BENNETT SPORTS CENTER		5			5
PRINCIPLE HOSPICE SERVICE, LLC			5	100%	5
OCCMED SOLUTIONS		2	3	60%	5
CAREHERE LCS- EUSTIS			5	100%	5
TESTD			5	100%	5
MINUTECLINIC, LLC #7139		5			5
HERNANDO PASCO HOSPICE INC		4	1	20%	5
Walker BaptistMedCtr		4	1	20%	5
MINUTECLINIC # 21110		3	2	40%	5
AEL KNOXVILLE			5	100%	5
FRESENIUS KIDNEY CARE SOUTH ORLANDO			5	100%	5

# COVID-19: testing by laboratory

Data through Mar 26, 2021 verified as of Mar 27, 2021 at 09:25 AM

Data in this report are provisional and subject to change.

The numbers in the table below represent the number of Florida and non-Florida residents for whom test results were received by the Department of Health. A person can be tested by more than one laboratory and can have both positive and negative results. **Therefore, the sum of the numbers in each column will be larger than the total number of people tested.**

Reporting lab	Inconclusive	Negative	Positive	Percent positive	Total
Kroger 099 - The Little Clinic Fort Collins		5			5
SJH			5	100%	5
THE CLINIC OF PEDIATRICS & GI MEDICINE, INC			5	100%	5
ADVENTHEALTH CAR CENTER APOPKA			5	100%	5
JOINT AMBULATORY CARE CENTER	5				5
MINUTE CLINIC DIAGNOSTIC OF VIRGINIA, LLC #7543	5				5
BIOREFERENCE LABORATORIES			5	100%	5
MEDEXPRESS URGENT CARE - MBURG COMMONS	5				5
WATERTOWN URGENT CARE PLLC	5				5
BIOTECH CLINICAL LABORATORY			5	100%	5
COMMONS AT ORLANDO LUTHERAN TOWERS SNF			5	100%	5
FLORIDA DEPARTMENT OF HEALTH - INVERNESS		3	2	40%	5
QUATRACOR PLLC	5				5
SOUTH FLORIDA FAMILY HEALTH & RESEARCH CTR			5	100%	5
MID - FLORIDA PATHOLOGY LLC		1	4	80%	5
INDIANA STATE DEPARTMENT OF HEALTH LABORATORIES			5	100%	5
Enterprise Health and Rehabilitation Center		5			5
WEST DADE PEDIATRICS			5	100%	5
HELIX KH UC			5	100%	5
BAPTIST HOSPITAL EMPLOYEE HEALTH OFF			5	100%	5
DEPARTMENT OF HEALTH AND HUMAN SERVICES LANSING			5	100%	5
MINUTECLINIC, LLC #1431		4	1	20%	5
LAKEVIEW HEALTHCARE SYSTEM LLC			5	100%	5
ABSOLUTE HEALTH		5			5
CVS SC1540POCT MYRTLE BEACH		4	1	20%	5
MINUTECLINIC 7196		4	1	20%	5
CELEBRATION PEDIATRICS PA			5	100%	5
MEDEXPRESS URGENT CARE-MUNCIE		5			5
MINUTECLINIC LLC #4449		4	1	20%	5
BETTER AT HOME		5			5
FAMILY TREE DNA			5	100%	5
SEACOAST PATHOLOGY PROFESSIONAL ASSOC		5			5
HAWTHORNE HEALTH AND REHABILITATION			5	100%	5
VEIL VALLEY MEDICAL CENTER			5	100%	5
BEACH HOUSE		5			5
ATLANTIC SURGERY CENTER OF JACKSONVILLE BEACH		5			5
MCR HEALTH LAWTON CHILES ADMINISTRATION STE A		1	4	80%	5
MEASE CONTINUING CARE		3	2	40%	5
AHC Decatur County		5			5
MEDEXPRESS - COLLINSVILLE BELT LINE		3	2	40%	5
SLOPESIDE LABS AND TESTING, LLC - THE HIDEOUT AT BUTTERMILK MOUNTAIN		5			5
ADVANCED URGENT CARE OF MARATHON		1	4	80%	5
GREENVILLE MEMORIAL HOSPITAL LAB			5	100%	5
PEDIATRICS OF ALTAMONTE		5			5
COMPREHENSIVE CLINICAL RESEARCH, LLC			5	100%	5
UNIVERISTY OF MEMPHIS ATHLETIC TRAINI		5			5

# COVID-19: testing by laboratory

Data through Mar 26, 2021 verified as of Mar 27, 2021 at 09:25 AM

Data in this report are provisional and subject to change.

The numbers in the table below represent the number of Florida and non-Florida residents for whom test results were received by the Department of Health. A person can be tested by more than one laboratory and can have both positive and negative results. **Therefore, the sum of the numbers in each column will be larger than the total number of people tested.**

Reporting lab	Inconclusive	Negative	Positive	Percent positive	Total
AMERICAN MEDICAL RESPONSE - DENVER		2	3	60%	5
CVS MINUTE CLINIC DIAGNOSTIC OF TEXAS		4	1	20%	5
RHEA MEDICAL CENTER		5			5
MEDEXPRESS URGENT CARE - WILLIAMSPORT		4	1	20%	5
CVS AZ10150POCT PHOENIX		4	1	20%	5
HEWLETT URGENT CARE, PLLC		5			5
BOROPARK URGENT CARE		4	1	20%	5
PAUL GRECO MD CONCIERGE MEDICAL SERVICES PL		5			5
COVID TESTING LLC			5	100%	5
UCF STUDENT HEALTH SERVICES LABORATORY		2	3	60%	5
WALGREENS_COCONUT CREEK		5			5
CLEVELAND CLINIC MARTIN HEALTH NURSING & RESTORATIVE		5			5
TRUSTBRIDGE			5	100%	5
CHAMPLAIN VALLEY PHYSICIANS HOSPITAL		3	2	40%	5
BAPTIST HEALTH - TOWN CENTER			5	100%	5
TALLAHASSEE MEMORIAL HEALTHCARE			5	100%	5
COMPUNET CLINICAL LAB			5	100%	5
MD ANDERSON CANCER CENTER DI BAY AREA			5	100%	5
OPTUMCARE FLORIDA, LLC		3	2	40%	5
ST BARNABAS HOSPITAL		5			5
LABCORP UNSPECIFIED		5			5
FORSYTH HOUSE			5	100%	5
NORTHPORT MEDICAL CENTER LAB		5			5
PUTNAM HOSPITAL CENTER LABORATORY		5			5
AEGIS MEDICAL GROUP, LLC		5			5
MD NOW MEDICAL CENTER INC			5	100%	5
FLORIDA CLINICAL LABORATORY - BIOREFERENCE LABORATORIES		2	3	60%	5
MEDEXPRESS URGENT CARE - BECKLEY CROSS		4	1	20%	5
PRECISION LABS LLC		2	3	60%	5
CYPRESS CREEK MEDICAL CENTER			5	100%	5
NOVANT HEALTH UVA		2	3	60%	5
ST JOHNS BIOMEDICAL LAB		5			5
CVS NC2771POCT CLAYTON		4	1	20%	5
CVS TX5877POCT PEARLAND		5			5
CVS MA957POCT WEST SPRINGFIELD		5			5
Kroger 449 - The Little Clinic Mountain Park		4	1	20%	5
MINUTECLINIC DIAGNOSTIC OF PENNSYLVANIA, LLD #1545		5			5
RELIANT IMMUNE DIAGNOSTICS			5	100%	5
CVS MA1852POCT MEDWAY		5			5
COPELAND MEDICAL CLINIC		3	2	40%	5
SOUTH BEND MEDICAL FOUNDATION			5	100%	5
FRESENIUS MEDICAL CARE			5	100%	5
CVS TX2263POCT SAN ANTONIO		5			5
NOVADIX		2	3	60%	5
MEDEXPRESS URGENT CARE FOX CHAPEL		5			5
MINUTECLINIC DIAGNOSTIC OF SC, LLC #4		5			5

# COVID-19: testing by laboratory

Data through Mar 26, 2021 verified as of Mar 27, 2021 at 09:25 AM

Data in this report are provisional and subject to change.

The numbers in the table below represent the number of Florida and non-Florida residents for whom test results were received by the Department of Health. A person can be tested by more than one laboratory and can have both positive and negative results. **Therefore, the sum of the numbers in each column will be larger than the total number of people tested.**

Reporting lab	Inconclusive	Negative	Positive	Percent positive	Total
CVS IL8751POCT CHICAGO		5			5
AUGUSTA HEALTH			5	100%	5
MINUTECLINIC DIAGNOSTIC OF RHODE ISLAN		5			5
CVS OH3080POCT HUBER HEIGHTS		5			5
CLINICAL CARE INC			5	100%	5
KEYSTONE REHABILITATION AND HEALTH CENTER		1	4	80%	5
SUNSHINE STATE DIALYSIS			5	100%	5
ADVANCED PEDIATRICS OF BOCA LLC			5	100%	5
FLAGLER HEALTH SERVICES INC			5	100%	5
FINLAY		1	4	80%	5
BEECHTREE MOLECULAR LAB LLC			5	100%	5
MINUTECLINIC DIAGNOSTICS OF IND LLC		2	3	60%	5
MASSASHUSETTS STATE LAB INSTITUTE		2	3	60%	5
RURAL HEALTH CARE INC			5	100%	5
CVS NV9841POCT RENO		2	3	60%	5
FIFTH AVENUE PEDIATRICS		3	2	40%	5
IAN C BOYKIN MD		4	1	20%	5
SUTTER TRACY COMMUNITY HOSPITAL			5	100%	5
SHEEPSHEAD BAY URGENT CARE		5			5
BAYSHORE LABORATORY		4	1	20%	5
HENDRY REGIONAL CONVENIENT CARE CENTER			5	100%	5
FRANCES WARDE MEDICAL LABORATORY		2	3	60%	5
MINUTE CLINIC DIAGNOSTIC OF VIRGINIA, LLC #1905		5			5
LEHIGH REGIONAL MEDICAL CENTER LABORATORY		3	2	40%	5
MOUNT SINAI BROOKLYN LABORATORY		4	1	20%	5
PATIENT FIRST - LEESBURG			5	100%	5
CVS NC3853POCT BURLINGTON		4	1	20%	5
THE DOCTORS CENTER HEALTHCARE-SOUTHSIDE		1	4	80%	5
MANATEE COUNTY JAIL		4	1	20%	5
OHSU MOLECULAR MICROBIOLOGY LAB		4	1	20%	5
EGL GENETICS DIAGNOSTICS			5	100%	5
CVS TX7821POCT LEAGUE CITY		5			5
ARC POINT LABS OF AUSTIN NORTH			5	100%	5
SIGNATURE URGENT CARE			5	100%	5
APOLLO GARDENS RETIREMENT RESIDENCE CARE		5			5
SCOTTS PHARMACY		5			5
PINECREST PEDIATRICS GROUP LLC			5	100%	5
DOCS URGENT CARE		1	4	80%	5
URGENT TEAM - NASHVILLE		5			5
INFECTION CONTROL/ EMPHEALTH		3	2	40%	5
MEDEXPRESS URGENT CARE - WEIRTON		5			5
BROWNE MEDICAL LLC		3	2	40%	5
CVS OH10893POCT PARMA		2	3	60%	5
CVS NC2313POCT RALEIGH		4	1	20%	5
BROOKDALE NEW PORT RICHEY			5	100%	5
OCHSNER MEDICAL CENTER			5	100%	5

# COVID-19: testing by laboratory

Data through Mar 26, 2021 verified as of Mar 27, 2021 at 09:25 AM

Data in this report are provisional and subject to change.

The numbers in the table below represent the number of Florida and non-Florida residents for whom test results were received by the Department of Health. A person can be tested by more than one laboratory and can have both positive and negative results. **Therefore, the sum of the numbers in each column will be larger than the total number of people tested.**

Reporting lab	Inconclusive	Negative	Positive	Percent positive	Total
CVS SC7334POCT LEXINGTON		5			5
LIFEPLUS HEALTHCARE GROUP INC		5			5
RUSH UNIVERSITY MEDICAL CENTER LABORATORY			5	100%	5
MEDEXPRESS URGENT CARE - LOGAN		5			5
SCIENCE CARE			5	100%	5
ALLIANCE FOR MULTISPECIALTY RESEARCH		5			5
WILSON PEDIATRICS			5	100%	5
CVS MA2172POCT NORTH GRAFTON		5			5
MORGAN STANLEY HEALTH CENTER		5			5
SONATA VERO BEACH		5			5
MINUTECLINIC MINUTECLINIC #921		5			5
KIDS CARE PEDIATRICS PA			5	100%	5
FHPG FAMILY MEDICAL CENTER OF TAMPA BAY		1	4	80%	5
MINNESOTA DEPARTMENT OF HEALTH PUBLIC HEALTH LABORATORY DIVISION	1		4	80%	5
NELSON BIOLOGICAL			5	100%	5
DIAGNOSTECHS		4	1	20%	5
URGENT CARE OF ERWIN		5			5
JACKSON SOUTH COMMUNITY HOSPITAL LAB			5	100%	5
CVS SC5550POCT CLOVER		4	1	20%	5
COLUMBIA MEMORIAL HOSPITAL LABORATORY		5			5
PHYSICIANS IMMEDIATE CARE ELGIN			5	100%	5
JOE DIMAGGIO CHILDREN'S HOSPITAL		1	4	80%	5
THE LITTLE CLINIC			5	100%	5
Robert Wood Johnson University Hospital		4	1	20%	5
GULF COAST VETERANS HCS PANAMA CITY OPC		5			5
UNIVERSITY OF MIAMI / SCCC RESEARCH LABORATORY			5	100%	5
UPMC HEALTH SYSTEM		4	1	20%	5
OHIO DEPARTMENT OF HEALTH			5	100%	5
SEASIDE MANOR			5	100%	5
HENDRY/GLADES COUNTY HEALTH DEPARTMENT		4	1	20%	5
ARKANSAS DEPARTMENT OF HEALTH			5	100%	5
INNOVATIVE COVID-DIVERSEY			5	100%	5
RIVERVIEW ALF OPERATOR LLC			5	100%	5
NORTHERN MICHIGAN UNIVERSITY ATHLETICS		5			5
DIAMOND SPEEDWAY DIALYSIS		1	4	80%	5
INDIAN RIVER PRIMARY CARE PA		5			5
URGENT MED INC		3	2	40%	5
Lake Mary Health and Rehabilitation Center		1	4	80%	5
UW MEDICINE VIROLOGY LAB			5	100%	5
SAFETY HARBOR SENIOR LIVING			5	100%	5
ADVICE FOR OPTIMAL WELLNESS		2	3	60%	5
NASSAU UNIVERSITY MEDICAL CENTER DEPT		4	1	20%	5
DISCOVERY VILLAGE AT STUART		2	3	60%	5
AHF PUBLIC HEALTH LABORATORY			5	100%	5
PM PEDIATRICS OF SELDEN		3	2	40%	5
DICKSON MEDICAL ASSOCIATES PC PATH LAB		4	1	20%	5

# COVID-19: testing by laboratory

Data through Mar 26, 2021 verified as of Mar 27, 2021 at 09:25 AM

Data in this report are provisional and subject to change.

The numbers in the table below represent the number of Florida and non-Florida residents for whom test results were received by the Department of Health. A person can be tested by more than one laboratory and can have both positive and negative results. **Therefore, the sum of the numbers in each column will be larger than the total number of people tested.**

Reporting lab	Inconclusive	Negative	Positive	Percent positive	Total
LEVY COUNTY SHERIFF'S DEPT			5	100%	5
NORTH DADE NURSING AND REHABILITATION CENTER			5	100%	5
PRECISION DIAGNOSTICS INC - NJ		5			5
ALPHADERA LABS, LLC			5	100%	5
CVS GA2841POCT LAWRENCEVILLE		5			5
ST JOSEPHS HOSP OF ATLANTA/CLINIC LAB		4	1	20%	5
MEDICAL CENTER OF BLOUNTSTOWN			5	100%	5
PEDIATRICS OF CENTRAL FLORIDA - POINCIANA		3	2	40%	5
PARADIGM LABORATORIES			5	100%	5
WOODHULL MEDICAL AND MENTAL HEALTH CTR		5			5
CVS PA1296POCT DREXEL HILL		4	1	20%	5
DAVENPORT PEDIATRICS PA		1	4	80%	5
MINUTE CLINIC DIAGNOSTIC OF NORTH CAROLINA		5			5
REDMED OF CROSSTOWN		2	3	60%	5
LPG COCONUT POINT - FAMILY/ INTERNAL MEDICINE		5			5
PELICAN LANDING		1	4	80%	5
FLORIDA HOSPITAL LAKE MARY		5			5
MIAMI MEDICAL CONSULTANT PA			5	100%	5
MEDEXPRESS URGENT CARE PORT HURON		4	1	20%	5
RIO PINAR HEALTH CARE			5	100%	5
CVS GA3766POCT DACULA		3	2	40%	5
LAKE COUNTY DETENTION CENTER		3	2	40%	5
PM PEDIATRICS OF BAYSIDE PLLC		5			5
MEDEXPRESS URGENT CARE MURRYSVILLE		3	2	40%	5
CELERION			5	100%	5
CVS TN7698POCT KNOXVILLE		5			5
OMNICARE PHARMACY OF TEXAS 1, LP DBA OMNICARE		5			5
OURMED		4	1	20%	5
JOHN T MACKAY MD			5	100%	5
FLORIDA HEALTHCARE OF ORLANDO			5	100%	5
ENT AND ALLERGY ASSOCIATES OF FLORIDA, LLC			5	100%	5
STATEN ISLAND CHAI CARE		5			5
GENTLE HANDS MOBILE PHLEBOTOMY			5	100%	5
CENTRAL JERSEY URGENT CARE		5			5
LPG PEDIATRICS AT CAPE CORAL		5			5
CUMBERLAND HEIGHTS		5			5
THE RETREAT AT PORT ORANGE			5	100%	5
SANTOS REHABILITATION CENTER INC			5	100%	5
UNIVERSITY OF CHICAGO MEDICAL CENTER LAB			5	100%	5
STEBEN COUNTY PUBLIC HEALTH		5			5
XRL SXF REF LAB		5			5
QUINTON MEMORIAL HEALTH CARE CENTER		5			5
HILLSBOROUGH COUNTY HEALTH DEPARTMENT			5	100%	5
EASTCHESTER PEDIATRIC MEDICAL GROUP		5			5
MINUTECLINIC DIAG OF IND, LLC #6910		5			5
MINUTECLINIC DIAGNOSTIC OF OHIO #6147		4	1	20%	5

# COVID-19: testing by laboratory

Data through Mar 26, 2021 verified as of Mar 27, 2021 at 09:25 AM

Data in this report are provisional and subject to change.

The numbers in the table below represent the number of Florida and non-Florida residents for whom test results were received by the Department of Health. A person can be tested by more than one laboratory and can have both positive and negative results. **Therefore, the sum of the numbers in each column will be larger than the total number of people tested.**

Reporting lab	Inconclusive	Negative	Positive	Percent positive	Total
LIVING WATERS MEDICAL CENTER			5	100%	5
CVS NV408817POCT LAS VEGAS		1	4	80%	5
MINUTECLINIC, LLC #09202		4	1	20%	5
ORLANDO HEALTH PHYSICIAN GROUP			5	100%	5
FOUNDCARE, INC			5	100%	5
COMPLETE FAMILY CARE, LLC/UNIVERSITY OF SAINT MARY		5			5
ELITE CARE			5	100%	5
LAFAYETTE NURSING AND REHAB			5	100%	5
INTERNAL MEDICINE & PRIMARY CARE ASSOCIATES, PLC			5	100%	5
MY WELLNESS EXPRESS			5	100%	5
EAST CENTRAL FLORIDA OUT PATIENT IMAGING			5	100%	5
JUPITER ISLAND MEDICAL CLINIC INC		5			5
REHABILITATION CENTER AT JUPITER GARDENS		5			5
PEDIATRIC URGENT HEALTH CARE			5	100%	5
DOMINICAN COLLEGE STUDENT HEALTH CENTE		5			5
EAST BANK HOSPITAL - UNIVERSITY OF MINNESOTA MEDICAL CENTER			5	100%	5
TANNER MEDICAL CENTER EAST AL		5			5
MIAMI CANCER INSTITUTE			5	100%	5
MINUTECLINIC, LLC #1452		5			5
MEDEXPRESS URGENT CARE SHADYSIDE		4	1	20%	5
MIZELL MEMORIAL HOSPITAL			5	100%	5
CVS SC5479POCT INDIAN LAND		5			5
MEDEXPRESS URGENT CARE-NESHANNOCK TWP		4	1	20%	5
PIEDMONT HOSPITAL LAB			5	100%	5
Oakwood - North Baldwins Center for Living		5			5
MINUTE CLINIC, LLC #1434		5			5
CVS MI8049POCT WATERFORD		4	1	20%	5
LABS PLUS LLC		5			5
CITY OF WEST PALM BEACH EMPLOYEE & FAMILY HEALTH		5			5
JOSEF SCHENKER, MD, PC		5			5
THE UNIVERSITY OF VERMONT MEDICAL CENTER		4	1	20%	5
GENESIS FAMILY PRACTICE		3	2	40%	5
CVS HEALTH, #1994		4	1	20%	5
COOPER HOSPITAL/UNIVERSITY MEDICAL		5			5
MCKENZIE-WILLAMETTE MEDICAL CENTER LAB		5			5
Kennedy University Hospital		5			5
PRL NYC PANDEMIC RESPONSE LAB			5	100%	5
NORTH SHORE HEMATOLOGY-ONCOLOGY ASSOCIATES, PC		5			5
KETTERING HEALTH			5	100%	5
SOUTHERN OCEAN MEDICAL CENTER		5			5
CVS PA2582POCT SPRINGFIELD		3	2	40%	5
CFP PHYSICIANS GROUP			5	100%	5
FLORIDA PRIMARY & SPECIALTY CARE		5			5
QUEST DIAGNOSTICS PSC		1	4	80%	5
WEST PACIFIC MEDICAL LABORATORY			5	100%	5
URGENT CARE COASTAL GA			5	100%	5



# COVID-19: testing by laboratory

Data through Mar 26, 2021 verified as of Mar 27, 2021 at 09:25 AM

Data in this report are provisional and subject to change.

The numbers in the table below represent the number of Florida and non-Florida residents for whom test results were received by the Department of Health. A person can be tested by more than one laboratory and can have both positive and negative results. **Therefore, the sum of the numbers in each column will be larger than the total number of people tested.**

Reporting lab	Inconclusive	Negative	Positive	Percent positive	Total
MARINA ISLE ASSISTED LIVING		5			5
QUALITY MEDICAL CARE			5	100%	5
MEDEXPRESS URGENT CARE - FREDERICK		5			5
BLUETAIL MEDICAL GROUP, LLC		4	1	20%	5
UF HEALTH PATHOLOGY LABORATORIES			5	100%	5
FLORIDA PRIMARY CARE AND SPORTS MEDICINE INC		2	3	60%	5
SOUTHEASTERN REGIONAL MEDICAL CENTER			4	100%	4
UNIVERISTY OF MIAMI			4	100%	4
ELIZABETH CITY HEALTH & REHABILITATION		4			4
DISCOVERY VILLAGE AT DEERWOOD			4	100%	4
BENEVA LAKES HEALTHCARE & REHAB CENTER			4	100%	4
IVY CREEK URGENT CARE OF ENTERPRISE			4	100%	4
PRESBYTERIAN FAMILY HEALTHCARE-KASEMAN		4			4
LAKESIDE HOSPITAL BELLE GLADE			4	100%	4
ALVARO J DANGOND MD PA		4			4
OKLAHOMA STATE UNIVERSITY DIAGNOSTIC LAB			4	100%	4
GASTROENTEROLOGY ASSOC OF PENSACOLA, PA		2	2	50%	4
CENTRAL FLORIDA INTERNAL OCCUPATIONAL AND		4			4
WYOMING PUBLIC HEALTH LAB			4	100%	4
UNIVERSITY OF MICHIGAN		2	2	50%	4
MINUTECLINIC DIAG OF IND, LLC #8645		4			4
Hiawatha Care Center		4			4
MINUTECLINIC #2797		4			4
MEADOWS AT CYPRESS GARDENS, THE		3	1	25%	4
Westminster Manor		3	1	25%	4
DIAGNOSTIC & MEDICAL SPECIALISTS OF GREENWICH		2	2	50%	4
Heartland of Boynton Beach			4	100%	4
Kroger 124 - The Little Clinic University		3	1	25%	4
CVS PHARMACY			4	100%	4
UF HEALTH PATHOLOGY LABORATORIES			4	100%	4
MEDEXPRESS URGENT CARE - TULSA, S YALE AVE		4			4
MONTANA DEPARTMENT OF PUBLIC HEALTH & HUMAN SERVICES			4	100%	4
BROOKDALE WEST BOYNTON BEACH		4			4
MINUTECLINIC DIAGNOSTIC MED GRP OF SAN		3	1	25%	4
CAPTAIN JAMES A. LOVELL FEDERAL HEALTHCARE CENTER			4	100%	4
MEDEXPRESS URGENT CARE HUNTINGTON		4			4
CVS NJ836POCT RUNNEMEDE		4			4
PHYSICIANS QUALITY CARE			4	100%	4
CVS AZ9210POCT SCOTTSDALE		4			4
CVS MA1095POCT AMHERST		4			4
ADVANCED URGENT CARE LLC		1	3	75%	4
TMH PHYSICIAN PARTNERS SOUTHWOOD		1	3	75%	4
GILCHRIST COUNTY HEALTH DEPT			4	100%	4
CVS MA394POCT SEEKONK		4			4
THONOTOSASSA COMMUNITY HEALTH CENTER		1	3	75%	4
Willowbrooke Court at Country House		4			4

# COVID-19: testing by laboratory

Data through Mar 26, 2021 verified as of Mar 27, 2021 at 09:25 AM

Data in this report are provisional and subject to change.

The numbers in the table below represent the number of Florida and non-Florida residents for whom test results were received by the Department of Health. A person can be tested by more than one laboratory and can have both positive and negative results. **Therefore, the sum of the numbers in each column will be larger than the total number of people tested.**

Reporting lab	Inconclusive	Negative	Positive	Percent positive	Total
FHCP – ORMOND BEACH			4	100%	4
APOPKA FAMILY HEALTH CENTER		3	1	25%	4
CIMA MEDICAL CENTER		3	1	25%	4
MEDEXPRESS URGENT CARE MARTINSBURG		2	2	50%	4
ADVENTHEALTH MEDICAL GROUP COMMUNITY MEDICINE		3	1	25%	4
BELLIN HEALTH LAB		1	3	75%	4
SANFORD SOUTH UNIVERSITY		4			4
AIREVAC INTERNATIONAL		4			4
CHILDREN'S MEDICAL GROUP		4			4
L3HARRIS FAMILY MEDICAL CENTER			4	100%	4
ASCENSION ST VINCENT'S MEDICAL CENTER		3	1	25%	4
MINUTECLINIC DIAGNOSTIC MED GRP OF ORA		3	1	25%	4
WINDER NURSING INC DBA WINDER HEALTH CARE		4			4
FAMILY MEDICAL CLINIC HOMESTEAD, LLC			4	100%	4
WINCHESTER MEDICAL CENTER			4	100%	4
ST LUCIE COUNTY HEALTH DEPARTMENT		3	1	25%	4
NEMOURS CHILDREN'S CLINIC			4	100%	4
CVS TX7288POCT DALLAS		4			4
Kroger 339 - The Little Clinic Highlands - Bardstown Road		4			4
MERCY URGENT CARE			4	100%	4
FLORIDA HEALTH CARE PLANS STIRLING CENTER			4	100%	4
REELFOOT FAMILY WALK IN CLINIC		3	1	25%	4
Loretto Health and Rehabilitation Center		4			4
SOUTH FLORIDA PEDIATRIC PARTNERS			4	100%	4
LATCHER LABORATORY OF A O FOX MEMORIAL		2	2	50%	4
PM PEDIATRICS OF SELDEN PLLC		4			4
CVS CA8850POCT HUNTINGTON BEACH		3	1	25%	4
ADVENTHEALTH MEDICALGROUP PEDIATRICS AT ORLANDO		4			4
MEDEXPRESS URGENT CARE - WICHITA, S SENECA ST		2	2	50%	4
HUNT CLUB MEDICAL CARE			4	100%	4
CLINICAL ASSOCIATES OF ORLANDO LLC		4			4
MEDEXPRESS URGENT CARE- ALLISON PARK		2	2	50%	4
MD ANDERSON			4	100%	4
MONROE COUNTY DEPT OF PUBLIC HEALTH ST		4			4
TRIDENT BIOMETRICS		3	1	25%	4
Health Care Center of Jacksonville			4	100%	4
OHIO CVS STORES		3	1	25%	4
MINUTECLINIC DIAGNOSTIC OF PENNSYLVAN		3	1	25%	4
CORIZON HEALTH INC			4	100%	4
BAYLOR ESOTERIC AND MOLECULAR LAB			4	100%	4
REMEDY URGENT CLINIC		2	2	50%	4
HEART OF FLORIDA HEALTH CENTER INC		1	3	75%	4
MINUTE CLINIC LLC #0169		4			4
Kroger 895 - The Little Clinic Green Hills		4			4
ENCOMPASS HOME HEALTH		4			4
HEALTHCARE NETWORK OF SOUTHWEST FLORIDA			4	100%	4

# COVID-19: testing by laboratory

Data through Mar 26, 2021 verified as of Mar 27, 2021 at 09:25 AM

Data in this report are provisional and subject to change.

The numbers in the table below represent the number of Florida and non-Florida residents for whom test results were received by the Department of Health. A person can be tested by more than one laboratory and can have both positive and negative results. **Therefore, the sum of the numbers in each column will be larger than the total number of people tested.**

Reporting lab	Inconclusive	Negative	Positive	Percent positive	Total
MINNESOTA DEPARTMENT OF HEALTH LABORATORY	1		3	75%	4
CHIPOLA QUICK CARE		1	3	75%	4
AFTER HOURS PEDS			4	100%	4
MEDEXPRESS URGENT CARE-PASADENA		4			4
CVS OH6149POCT UPPER ARLINGTON		2	2	50%	4
CVS PA258POCT MCKEES ROCKS		4			4
TARPON SPRINGS PEDIATRICS, LLC			4	100%	4
AURORA BAYCARE UROLOGY			4	100%	4
CARENOW URGENT CARE - WINTER SPRINGS		3	1	25%	4
MINUTECLINIC DIAGNOSTIC OF VIRGINIA, LLC		4			4
MINUTECLINIC DIAG OF IND, LLC #6648		3	1	25%	4
WE CARE - CARNIVAL CRUISELINE		4			4
CVS MA1845POCT WILMINGTON		3	1	25%	4
COMMUNITY PHYSICIANS OF NORTH PORT PA			4	100%	4
CVS TX10140POCT THE WOODLANDS		4			4
FLORIDA MEDICAL ASSOCIATES LLC			4	100%	4
CVS ME329POCT PORTLAND		4			4
MEDEXPRESS URGENT CARE - SUMMERSVILLE, WEBSTER RD		4			4
LAKE FOREST PARK OP CO LLC		4			4
ACCESS RECOVERY SOLUTIONS LLC			4	100%	4
Park Ridge Nursing Center		3	1	25%	4
SKYLINE UROLOGY		4			4
MEDFIRST URGENT CARE			4	100%	4
VITAL CARE URGENT CARE			4	100%	4
MEDEXPRESS URGENT CARE - SOMERSET TOWNSHIP		4			4
NIBHA MEDIRATTA MD PL			4	100%	4
ELITE MEDICAL CENTER			4	100%	4
MAILBOX DIAGNOSTICS		2	2	50%	4
MEDEXPRESS URGENT CARE - LEDGEWOOD		3	1	25%	4
MEDEXPRESS URGENT CARE - WALDORF, CRAIN HWY		4			4
CULLMAN REGIONAL URGENT CARE		3	1	25%	4
OMNICARE PHARMACY OF TEXAS 1		4			4
DYNACARE LABORATORIES			4	100%	4
CVS PA1379POCT LANSDALE		4			4
ADVENT HEALTH MEDICAL GROUP		3	1	25%	4
PHYSICIANS IMMEDIATE CARE AURORA			4	100%	4
BLACK STALLION WALK IN AND EXERCISE CLINICS LLC		1	3	75%	4
NORTHSIDE GWINNETT HOSPITAL		3	1	25%	4
CENTERPLACE HEALTH, INC			4	100%	4
DEPARTMENT OF HEALTH AND HUMAN SERVICES		2	2	50%	4
MEDEXPRESS - NEWARK		4			4
PANCARE HEALTH YOUNGSTOWN			4	100%	4
FLORIDA HEART AND VASCULAR			4	100%	4
EAST SIDE CLINICAL LABORATORY		3	1	25%	4
NOT GIVEN		1	3	75%	4
HELIX DIAGNOSTIX		1	3	75%	4

# COVID-19: testing by laboratory

Data through Mar 26, 2021 verified as of Mar 27, 2021 at 09:25 AM

Data in this report are provisional and subject to change.

The numbers in the table below represent the number of Florida and non-Florida residents for whom test results were received by the Department of Health. A person can be tested by more than one laboratory and can have both positive and negative results. **Therefore, the sum of the numbers in each column will be larger than the total number of people tested.**

Reporting lab	Inconclusive	Negative	Positive	Percent positive	Total
STONE CLINICAL LABORATORIES OF FL LLC		4			4
UNIVERSITY OF MIAMI STUDENT HEALTH SERVICE			4	100%	4
CVS SC4122POCT TAYLORS		4			4
MINUTECLINIC DIAGNOSTIC OF WISCONSIN, LLC		4			4
Crowne Health Care of Montgomery		4			4
Kroger 752 - The Little Clinic Central Station		3	1	25%	4
REHABILITATION CENTER OF WINTER PARK,THE			4	100%	4
INTRACOASTAL LABS INC		4			4
MINUTE CLINIC #8979		4			4
CVS IN3975POCT JEFFERSONVILLE		2	2	50%	4
Calusa Harbour			4	100%	4
INFINITI LABS INC			4	100%	4
MEDEXPRESS URGENT CARE, FAIRMONT		4			4
ST PETE DIRECT PRIMARY CARE		2	2	50%	4
Lakeside Oaks Care Center			4	100%	4
Marian Manor, Inc		4			4
ADVENTHEALTH NEW SMYRNA BEACH COMMUNITY HEALTH			4	100%	4
PALM BEACH CANCER INSTITUTE			4	100%	4
GUTHRIE MEDICAL GROUP - CORNING		3	1	25%	4
JOHNNIE RUTH CLARKE LAB			4	100%	4
TAPESTRY TALLAHASSEE WALDEN		4			4
CAPITAL HEALTH LABORATORY INC			4	100%	4
WALGREENS #07034		4			4
BAYCARE MEDICAL GROUP, INC		4			4
Mill Valley Care Center		4			4
SUMNER REGIONAL MEDICAL CENTER		3	1	25%	4
CVS IN7653POCT EVANSVILLE		3	1	25%	4
HEALTHQUEST, INC		3	1	25%	4
CRESTAR LABS		2	2	50%	4
MINUTECLINIC DIAGNOSTIC OF MICHIGAN, P		4			4
TRUE HEALTH- HOFFNER		3	1	25%	4
LEON MEDICAL CENTERS, LLC			4	100%	4
ADVENTHEALTH MEDICAL GROUP INTERNAL MEDICINE AT		1	3	75%	4
FAMILY MEDICINE AT WATERMAN		4			4
NORTH OKALOOSA CLINIC CORP		1	3	75%	4
MEDEXPRESS URGENT CARE - WEST ST PAUL, ROBERT ST S		3	1	25%	4
VIDANT MEDICAL CENTER			4	100%	4
FLORIDA HOSPITAL ALTAMONTE		2	2	50%	4
BARTON MEMORIAL HOSPITAL		3	1	25%	4
CVS MO10053POCT SAINT PETERS		4			4
FISHERMEN'S HOSPITAL			4	100%	4
WALGREENS #04569		3	1	25%	4
CVS NJ862POCT MARLBORO		4			4
MEDEXPRESS URGENT CARE - MARKHAM STREE		3	1	25%	4
GENEVA GENERAL HOSPITAL LABORATORY		3	1	25%	4
HARBORCHASE OF VILLAGES CROSSING			4	100%	4

# COVID-19: testing by laboratory

Data through Mar 26, 2021 verified as of Mar 27, 2021 at 09:25 AM

Data in this report are provisional and subject to change.

The numbers in the table below represent the number of Florida and non-Florida residents for whom test results were received by the Department of Health. A person can be tested by more than one laboratory and can have both positive and negative results. **Therefore, the sum of the numbers in each column will be larger than the total number of people tested.**

Reporting lab	Inconclusive	Negative	Positive	Percent positive	Total
PARKWAY DRUGS OF ONEIDA COUNTY NORTH I		3	1	25%	4
CVS MO5655POCT LIBERTY		1	3	75%	4
MED EXPRESS URGENT CARE PC - MARYLAND		3	1	25%	4
HOME DOCS		2	2	50%	4
CVS MA2297677CV BOSTON		4			4
RIVER CITY MEDICAL ASSOCIATES INC			4	100%	4
PRINCETON BMC LABORATORY		4			4
CVS NC3803POCT MOORESVILLE		4			4
OPTUM OF RED ROAD		4			4
PANCARE HEALTH - PONCE DE LEON			4	100%	4
CVS MA507POCT LEOMINSTER		3	1	25%	4
CAREWELL URGENT CARE			4	100%	4
CVS MN6811POCT PLYMOUTH		4			4
MEDEXPRESS URGENT CARE- FORT WORTH N T		4			4
MARK HOANG MD PA			4	100%	4
CVS OH3393POCT AURORA		3	1	25%	4
RML PHARMACY PC		4			4
MEDICAL CENTER ENTERPRISE			4	100%	4
PORT ORANGE NURSING & REHAB			4	100%	4
PEACEHEALTH LABORATORIES		3	1	25%	4
OWL NOW URGENT CARE			4	100%	4
EXTENDICARE HEALTH & REHAB CENTER		4			4
CVS NC5532POCT SUMMERFIELD		4			4
PLAINVIEW PRIMARY CARE		4			4
CELEBRATION PEDIATRICS			4	100%	4
MONROE URGENT CARE		3	1	25%	4
SunTerrace Health Care Center		3	1	25%	4
CVS TX8387POCT AUSTIN		4			4
CVS IL8747POCT CHICAGO		4			4
MINUTE-CLINIC DIAGNOSTIC OF VIRGINIA, LLC #3949		4			4
ST. MARY'S HOSPITAL			4	100%	4
MINUTECLINIC OF NEVADA-2955 S FT APACH		4			4
CAREWELL 202			4	100%	4
INDUSTRY LAB DIAGNOSTIC PARTNERS			4	100%	4
MEDEXPRESS URGENT CARE - TEAYS VALLEY		3	1	25%	4
LIFEHOPE LABS			4	100%	4
BOND & STEELE CLINIC PA D/B/A BOND CLINIC PA		4			4
SIGNATURE CARE EMERGENCY CENTER		2	2	50%	4
SHARP MEMORIAL HOSPITAL MICROBIOLOGY DEPT			4	100%	4
GRADY MEMORIAL HOSPITAL/MICRO			4	100%	4
LIFE CARE HOME HEALTH SERVICES LLC		1	3	75%	4
NATURE COAST PRIMARY CARE LAB LLC		1	3	75%	4
FAMILY MEDICINE AT WINTER PARK			4	100%	4
DERMATOLOGY SPECIALISTS OF FL - DR. JON WARD			4	100%	4
CLINICAL PATHOLOGY LABORATORIES			4	100%	4
WOMEN'S CARE FLORIDA, LLC		4			4

# COVID-19: testing by laboratory

Data through Mar 26, 2021 verified as of Mar 27, 2021 at 09:25 AM

Data in this report are provisional and subject to change.

The numbers in the table below represent the number of Florida and non-Florida residents for whom test results were received by the Department of Health. A person can be tested by more than one laboratory and can have both positive and negative results. **Therefore, the sum of the numbers in each column will be larger than the total number of people tested.**

Reporting lab	Inconclusive	Negative	Positive	Percent positive	Total
KENTUCKY CABINET FOR HEALTH AND FAMILY SERVICES			4	100%	4
MEDEXPRESS URGENT CARE - SOUTH PARKERSBURG		4			4
MINUTECLINIC DIAG OF IND, LLC #6553		4			4
MINUTECLINIC DIAG OF IND LLC #1367		4			4
MINUTECLINIC DIAG OF IND, LLC #6472		4			4
UNIVERSITY OF WASHINGTON MEDICAL CENTER (UWMC) EMERGENCY DEPT.			4	100%	4
MEDEXPRESS - WILMINGTON CONCORD PIKE		3	1	25%	4
CARE ONE PRIMARY CARE			4	100%	4
UNC HOSPITAL/MCLENDON CLINICAL LABORATORIES			4	100%	4
CAPE COD HOSPITAL			4	100%	4
DASCENA LABORATORY			4	100%	4
MINUTECLINIC DIAGNOSTIC OF OHIO #6139		4			4
BAPTIST HEALTH MEDICAL CENTER			4	100%	4
HARBOUR ISLAND PEDIATRICS LLC			4	100%	4
POWERS PEDIATRICS			4	100%	4
MEMORIAL HEALTH CARE SYSTEMS			4	100%	4
NONA PEDIATRIC CENTER			4	100%	4
MEDEXPRESS URGENT CARE - MOUNTAIN HOME		3	1	25%	4
MEDEXPRESS - NEW CASTLE, DUPONT HWY		4			4
FLORENCE - HUNTSVILLE HOSPITAL URGENT CARE		3	1	25%	4
DEPARTMENT OF PATHOLOGY ROME MEMORIAL		3	1	25%	4
ADVENT HEALTH - TUSKAWILLA		4			4
MEDEXPRESS URGENT CARE PLEASANT HILLS		3	1	25%	4
Metro West Nursing and Rehab			4	100%	4
CVS OH2518POCT COLUMBUS		3	1	25%	4
ORANGE COUNTY HEALTH DEPARTMENT		2	2	50%	4
PDL PHARMACY CORP			4	100%	4
IMIC INC RESEARCH			4	100%	4
Millennium Nursing & Rehab Center		4			4
UNION CITY MANOR NURSING CENTER		4			4
DTR LABS		3	1	25%	4
CONSOLIDATED LABORATORY SERVICES			4	100%	4
MARSHFIELD LABORATORIES			4	100%	4
H/L of WEst Ashley Rhabilitation and Nursing Center		4			4
SIGNATURE CARE MONTROSE		2	2	50%	4
GERALD CHAMPION REGIONAL MEDICAL CENTE		4			4
EXPRESS TESTING-ONE			4	100%	4
BETHPAGE EXTENDED HOURS CENTER		4			4
PARADISE VILLA ALF INCORPORATED		4			4
MEMORIAL HEALTHCARE SYSTEM		1	3	75%	4
CLINICAL LABORATORIES OF THE BUFFALO		3	1	25%	4
PINELLAS POINT NURSING AND REHAB			4	100%	4
CLINICAL CARE CENTER, INC			4	100%	4
ADVENTHEALTH MEDICAL GROUP PEDIATRICS		1	3	75%	4
HCR ManorCare Greentree		4			4
SONIC REFERENCE LABORATORY			4	100%	4

# COVID-19: testing by laboratory

Data through Mar 26, 2021 verified as of Mar 27, 2021 at 09:25 AM

Data in this report are provisional and subject to change.

The numbers in the table below represent the number of Florida and non-Florida residents for whom test results were received by the Department of Health. A person can be tested by more than one laboratory and can have both positive and negative results. **Therefore, the sum of the numbers in each column will be larger than the total number of people tested.**

Reporting lab	Inconclusive	Negative	Positive	Percent positive	Total
MEDICAL UNIVERSITY SC HOSPITAL			4	100%	4
MINUTECLINIC DIAG OF IND LLC #6840		4			4
CORTLAND REGIONAL MEDICAL CENTER		4			4
FLORIDA MEDICAL CLINIC -INTERNAL MED DADE CITY			4	100%	4
INTERMARKET FACILITY			4	100%	4
Kroger 186 - The Little Clinic Holiday Manor		3	1	25%	4
CELAL GUROL ERBAY, MD			4	100%	4
Chestnut Park Rehabilitation and Nursing Center		4			4
MAINE DEPARTMENT OF HEALTH AND HUMAN SERVICES			4	100%	4
BIOTEST PLASMA CENTER		4			4
WESLEY CHAPEL INTERNAL MEDICINE AND PEDIATRICS			4	100%	4
MEDICINE SHOPPE #1306 THE		3	1	25%	4
COLONIAL MEDICAL CENTER-EAST ORLANDO			4	100%	4
CVS PA1193POCT JENKINTOWN		4			4
MINUTECLINIC DIAG OF IND LLC #1138		3	1	25%	4
CVS SC2269POCT COLUMBIA		3	1	25%	4
AHC of Mckenzie		4			4
MEDEXPRESS URGENT CARE LAVALE		4			4
GENUS DIAGNOSTICS			4	100%	4
PRIMECARE		2	2	50%	4
HAMPTON ALF AT 24TH ROAD LLC			4	100%	4
MICHIGAN HEALTH CLINIC LABORATORIES		3	1	25%	4
URGENT CARE - OCONEE		2	2	50%	4
BARRANCO CLINIC PA, THE	1	3			4
WELLMED AT FORT PIERCE		2	2	50%	4
Bethany Health and Rehab		4			4
ManorCare Rehabilitation Center- Decatur		4			4
ASCENDI HOME HEALTH AGENCY INC			4	100%	4
CAREATC, INC.			4	100%	4
DACH MAIN LAB			4	100%	4
COMMUNITY HEALTH CENTER OF WEST PALM BEACH			4	100%	4
USCG SECTOR ST PETE		1	3	75%	4
MIAMI COMMUNITY HEALTH CENTER INC		1	3	75%	4
PALATKA VA CBOC		4			4
WILLIAM A HINTON STATE LABORATORY INSTITUTE		1	3	75%	4
CHIEFLAND MEDICAL CENTER LLC			4	100%	4
LUVERNE HEALTH AND REHABILITATION		4			4
AFFINITY URGENT CARE			4	100%	4
SINAI PLAZA NURSING AND REHAB CENTER			4	100%	4
Kroger 959 - The Little Clinic Carmel		4			4
CULLMAN REGIONAL MEDICAL CENTER		3	1	25%	4
NEULIFE NEUROLOGICAL SERVICES LLC			4	100%	4
BLOOMIN BRANDS WELLNESS CENTER		3	1	25%	4
HillSpring of Springboro		4			4
MD NOW URGENT CARE - DELRAY WEST			4	100%	4
CVS IN5696POCT FORT WAYNE		4			4

# COVID-19: testing by laboratory

Data through Mar 26, 2021 verified as of Mar 27, 2021 at 09:25 AM

Data in this report are provisional and subject to change.

The numbers in the table below represent the number of Florida and non-Florida residents for whom test results were received by the Department of Health. A person can be tested by more than one laboratory and can have both positive and negative results. **Therefore, the sum of the numbers in each column will be larger than the total number of people tested.**

Reporting lab	Inconclusive	Negative	Positive	Percent positive	Total
CVS CA9606POCT TEMECULA		4			4
Bon Secours Place		3	1	25%	4
ELDER ALTERNATIVES INC		3	1	25%	4
SOUTH FLORIDA RESEARCH ORGANIZATION			4	100%	4
LAKE MARY PEDIATRICS			4	100%	4
CVS GA2279POCT SUWANEE		4			4
MEDEXPRESS URGENT CARE - KOKOMO		4			4
MINUTECLINIC DIAGNOSTIC OF OHIO #2964		4			4
COVENIENT CARE MEDICAL CLINIC			4	100%	4
PILGRIM PHARMACY INC		4			4
MINUTECLINIC, LLC #07852		4			4
ARCPPOINT LABS OF FORT LAUDERDALE, FL CENTRAL		1	3	75%	4
Kroger 125 - The Little Clinic Castle Rock		3	1	25%	4
ROAN DRUG COMPANY LLC		4			4
JFK INTERNAL MEDICINE FACULTY PRACTICE		2	2	50%	4
CONSULATE HEATH CARE AT WEST ALTAMONTE			4	100%	4
CVS MA594POCT FALMOUTH		4			4
CVS PA10034POCT PITTSBURGH		4			4
EPI			4	100%	4
INVERNESS FAMILY CARE HIGH RISK PLLC			4	100%	4
State Lab Unspecifd			4	100%	4
MEDEXPRESS URGENT CARE, LANCASTER WEST		2	2	50%	4
MINUTE CLINIC DIAGNOSTIC OF VIRGINIA, LLC #6292		3	1	25%	4
HAVEN CUSTEAD CARE CENTER		1	3	75%	4
MEDEXPRESS URGENT CARE-SCOTT TOWNSHIP		3	1	25%	4
SOUTHWESTERN REGIONAL MEDICAL CENTER - TULSA		4			4
PREMIER PEDIATRICS		1	3	75%	4
MINUTECLINIC DIAG OF IND, LLC #10190		4			4
REFUGE A HEALING PLACE, THE			4	100%	4
MINUTECLINIC, LLC #5707		4			4
AIRPORT CLINIC			4	100%	4
SOUTHLAND SUITES OF LAKELAND			4	100%	4
OVIEDO CHILDRENS HEALTH CENTER LLC		1	3	75%	4
CVS OH2342POCT WEST CHESTER		3	1	25%	4
MINUTE-CLINIC DIAGNOSTIC OF VIRGINIA,		4			4
BUCKINGHAM PLACE ALF		4			4
ManorCare Health Services Camp Hill		4			4
FLORIDA CANCER SPECIALISTS AND RESEARCH		2	2	50%	4
LOUISIANA DEPT. OF HEALTH AND HOSPITALS-INFECTIOUS DISEASE EPI SECTION			4	100%	4
DEPARTMENT OF HEALTH/ NEW YORK			4	100%	4
FCHC (OB)-DARWIN SQUARE CTR.			4	100%	4
RELIANT ACUTE CARE			4	100%	4
REGIONAL MEDICAL LAB			4	100%	4
MEDEXPRESS URGENT CARE - WAXAHACHIE, N HIGHWAY 77		2	2	50%	4
DEACONESS HOSPITAL			4	100%	4
CVS MD1515POCT LEONARDTOWN		3	1	25%	4



# COVID-19: testing by laboratory

Data through Mar 26, 2021 verified as of Mar 27, 2021 at 09:25 AM

Data in this report are provisional and subject to change.

The numbers in the table below represent the number of Florida and non-Florida residents for whom test results were received by the Department of Health. A person can be tested by more than one laboratory and can have both positive and negative results. **Therefore, the sum of the numbers in each column will be larger than the total number of people tested.**

Reporting lab	Inconclusive	Negative	Positive	Percent positive	Total
MINUTECLINIC MINUTECLINIC #3665		4			4
THE OASIS ALF		4			4
ACCENT PHYSICIAN SPECIALISTS PA		4			4
Grace Rehabilitation of Vero Beach		4			4
PATIENT FIRST - ALLENTOWN			4	100%	4
CVS CT718POCT ANSONIA		4			4
MINUTECLINIC, LLC, DBA MINUTECLINIC #4		4			4
IMA MEDICAL CENTER OF OVIEDO			4	100%	4
MINUTECLINIC LLC # 3401		3			3
LEVY COUNTY DEPT. OF PUBLIC SAFETY		1	2	67%	3
AMI ST FRANCIS HOSPITAL LABORATORY		2	1	33%	3
EAST TENNESSEE CHILDREN'S HOSPITAL		2	1	33%	3
INTERCOASTAL FAMILY PRATICE		1	2	67%	3
CVS IL4778POCT EVANSTON		3			3
CORNERSTONE DRUG AND GIFT INC		3			3
CVS MA1006POCT BROCKTON		3			3
NORTHWEST FLORIDA CLINICAL LAB		1	2	67%	3
CVS MA2401POCT MARSHFIELD		3			3
LITTLE SPURS PEDIATRIC URGENT CARE		1	2	67%	3
CLEARWATER		2	1	33%	3
2412 LEBANON PIKE		2	1	33%	3
TREASURE COAST INFECTIOUS DISEASE CONSULTANTS		1	2	67%	3
MEDEXPRESS URGENT CARE - FORT SMITH		3			3
EAST NAPLES PEDIATRICS			3	100%	3
STRINGFELLOW MEMORIAL HOSPITAL		3			3
JACKSONVILLE PEDIATRICS			3	100%	3
TARRANT COUNTY PUBLIC HEALTH		3			3
LEE CONVENIENT CARE AT SUMMERLIN			3	100%	3
SURETOX LABORATORY LLC		2	1	33%	3
FLORIDA LABORATORY ANALYSIS, LLC			3	100%	3
BRIGHAM AND WOMEN'S HOSPITAL			3	100%	3
ENCOMPASS HEALTH REHABILITATION		2	1	33%	3
VIRGINIA DEPARTMENT OF HEALTH DIVISION OF			3	100%	3
Kroger 093 - The Little Clinic Stapleton		2	1	33%	3
MEDEXPRESS URGENT CARE - WHEELING		2	1	33%	3
MEDEXPRESS URGENT CARE - LITTLE ROCK		2	1	33%	3
OPTUM PRIMARY CARE - SILVER LAKES			3	100%	3
PUBLIC HEALTH TRUST OF MIAMI DADE COUNTY			3	100%	3
TMH PHYSICIAN PARTNERS BLOUNTSTOWN			3	100%	3
Fort Gaines Health and Rehab		3			3
MARRA'S PHARMACY		3			3
VELOCITY CARE			3	100%	3
OHIO DEPARTMENT OF HEALTH LABORATORY		2	1	33%	3
SEMINOLE FAMILY HEALTH CENTER		3			3
ERIE COUNTY PUBLIC HEALTH CLINICAL		3			3
MINUTECLINIC, LLC #07876		2	1	33%	3

# COVID-19: testing by laboratory

Data through Mar 26, 2021 verified as of Mar 27, 2021 at 09:25 AM

Data in this report are provisional and subject to change.

The numbers in the table below represent the number of Florida and non-Florida residents for whom test results were received by the Department of Health. A person can be tested by more than one laboratory and can have both positive and negative results. **Therefore, the sum of the numbers in each column will be larger than the total number of people tested.**

Reporting lab	Inconclusive	Negative	Positive	Percent positive	Total
MPG JACKSONVILLE ATLANTIC BLVD		1	2	67%	3
SUN TERRACE HEALTH CARE CENTER			3	100%	3
BETTERMED URGENT CARE			3	100%	3
COVID PROCESSING SITE			3	100%	3
HELIX MEDICAL CENTERS		1	2	67%	3
LAHEY CLINIC MEDICAL CENTER			3	100%	3
Lebanon VAMC		2	1	33%	3
NORTH BROWARD HOSPITAL DISTRICT HEALTHCARE FOR THE HOMELESS			3	100%	3
JOSEPH SCHENKER MD PC		3			3
CVS NJ715POCT WAYNE		3			3
PROMPT CARE OF CENTRAL FLORIDA LLC			3	100%	3
HEALTH AND WELLNESS URGENT CARE LLC			3	100%	3
SUPER HEALTH PHARMACY LLC		3			3
COMMUNITY MEDICAL CENTER			3	100%	3
UNITY HEALTH AND REHABILITATION CENTER			3	100%	3
CVS PA2687POCT EXTON		3			3
MARYLAND STATE DEPT OF HEALTH	2		1	33%	3
HELIX LW UC		1	2	67%	3
CVS OH4359POCT HUDSON		3			3
NORTHERN LIGHT LABORATORY		1	2	67%	3
MINUTECLINIC, LLC #05891		2	1	33%	3
HOUSTON METHODIST HOSPITAL			3	100%	3
MEDEXPRESS URGENT CARE - RICHMOND, W BROAD ST		3			3
HARBORCHASE OF GAINESVILLE			3	100%	3
MEDICAL SERVICES OF AMERICA HOME HEALTH		3			3
HOPE HEALTH CARE, LLC		3			3
PHYSICIANS CARE INC		1	2	67%	3
PIEDMONT NEWMAN HOSPITAL		3			3
ADRIANA M CASTRO MD PA		3			3
GENDERXPRESS/PICTURE ME PERFECT IMAGING			3	100%	3
FAMILY TREE MEDICAL GROUP PA		2	1	33%	3
NASSAU COUNTY HEALTH DEPARTMENT-FERNANDINA BEACH C		3			3
ADVANCED URGENT CARE CENTER OF THE UPPER KEYS		1	2	67%	3
MENORAH MANOR			3	100%	3
Greystone Health Care Center		3			3
SAN JUAN REGIONAL MEDICAL CENTER		3			3
BRADENTON PHYSICIAN MEDICAL CENTER			3	100%	3
CARENOW-LEBANON		1	2	67%	3
LEESBURG REGIONAL MEDICAL CENTER URGENT CARE			3	100%	3
NC STATE LABORATORY OF PUBLIC HEALTH		3			3
UNIVERSITY HEALTH SERVICES RIVER CAMPUS		2	1	33%	3
PINELLAS PARK HEALTH CENTER - PINELLAS CHD		1	2	67%	3
MEDEXPRESS-HOUSTON EAST FWY		1	2	67%	3
MID FLORIDA CLINICAL LABORATORY		2	1	33%	3
NORTH CAROLINA DEPT OF HEALTH & HUMAN SRVCS STATE LAB OF PUBLIC HEALTH			3	100%	3
MEDFUSION		2	1	33%	3

# COVID-19: testing by laboratory

Data through Mar 26, 2021 verified as of Mar 27, 2021 at 09:25 AM

Data in this report are provisional and subject to change.

The numbers in the table below represent the number of Florida and non-Florida residents for whom test results were received by the Department of Health. A person can be tested by more than one laboratory and can have both positive and negative results. **Therefore, the sum of the numbers in each column will be larger than the total number of people tested.**

Reporting lab	Inconclusive	Negative	Positive	Percent positive	Total
ST VINCENTS AMBULATORY CARE INC		1	2	67%	3
Englewood Health and Rehab			3	100%	3
MINUTECLINIC DIAGNOSTIC OF WISCONSIN,		3			3
MINUTECLINIC DIAGNOSTIC OF NORTH CARO		3			3
MEDIC INFUSION PA		3			3
CARECENTER PHARMACY, LLC		3			3
IMMERSION RESIDENTIAL LLC			3	100%	3
DEPARTMENT OF HEALTH AND HUMAN SERVICES DIVISION OF BEHAVIORAL HEALTH		1	2	67%	3
URGENT DOC - URGENT CARE CLINIC			3	100%	3
DEVANSH LAB WERKS		1	2	67%	3
CVS MO10151POCT SPRINGFIELD		2	1	33%	3
MEDEXPRESS URGENT CARE - NORTH LITTLE		2	1	33%	3
INSPIRA MEDICAL CENTER VINELAND LAB		2	1	33%	3
FLAGLER FAMILY MEDICINE PA			3	100%	3
COASTAL SKIN SURGERY AND DERMATOLOGY PL		3			3
MANATEE URGENT CARE LLC			3	100%	3
STARLING AT SAN JOSE			3	100%	3
MINUTECLINIC DIAG OF IND, LLC #6483		1	2	67%	3
JS HEALTHCARE		2	1	33%	3
NORTHEAST GEORGIA MEDICAL CENTER		3			3
TERRACE OF ST CLOUD, THE		2	1	33%	3
CVS MINUTE CLINIC DIAGNOSTIC MED GRP		3			3
FULGENT GENETICS HOUSTON		3			3
Kroger 448 - The Little Clinic Mason		3			3
SCRIPPS CLINIC MEDICAL			3	100%	3
MINUTECLINIC DIAGNOSTIC PA #3344		3			3
Grandview Health Care Center		3			3
LOYOLA UNIVERSITY MEDICAL CENTER LABORATORY			3	100%	3
CVS NC7051POCT WAKE FOREST		3			3
GROVES CENTER			3	100%	3
320 S TRANSIT ST		3			3
CABELL HUNTINGTON HOSPITAL CLINICAL LAB			3	100%	3
BROOKDALE OAKBRIDGE		1	2	67%	3
OLEAN GENERAL HOSPITAL		3			3
NEWSTAR MEDICAL LABORATORIES		3			3
NDX-CORE LAB			3	100%	3
MURFREESBORO MEDICAL CLINIC		3			3
STEAMBOAT EMERGENCY CENTER			3	100%	3
Concordia Village of Tampa			3	100%	3
MT CARMEL PHARMACY INC		3			3
LRHS Florida Poly Tech		3			3
CLINICAL CARE ASSOCIATES, INC			3	100%	3
NEW YORK STATE DEPARTMENT OF HEALTH		1	2	67%	3
LINCOLN MEDICAL CENTER		3			3
Kroger 388 - The Little Clinic Braelinn Village		3			3
ONslow MEMORIAL HOSPITAL LABORATORY		3			3

# COVID-19: testing by laboratory

Data through Mar 26, 2021 verified as of Mar 27, 2021 at 09:25 AM

Data in this report are provisional and subject to change.

The numbers in the table below represent the number of Florida and non-Florida residents for whom test results were received by the Department of Health. A person can be tested by more than one laboratory and can have both positive and negative results. **Therefore, the sum of the numbers in each column will be larger than the total number of people tested.**

Reporting lab	Inconclusive	Negative	Positive	Percent positive	Total
CELEBRATION PRIMARY CARE ASSOCIATES LLC		3			3
CVS GA5637POCT VILLA RICA		3			3
WHITE EARTH IHS MAIN LAB		3			3
Kroger 592 - The Little Clinic Alexander Plaza		2	1	33%	3
MINUTECLINIC DIAGNOSTIC OF TEXAS, LLC #7435		2	1	33%	3
NEMOURS CHILDRENS PRIMARY CARE HORIZON WEST			3	100%	3
BRANDON REGIONAL EMERGENCY CTR			3	100%	3
MAYO		1	2	67%	3
Rosedale Green		3			3
PATHOLOGY REFERENCE LAB LLC			3	100%	3
GREATER MOBILE URGENT CARE - SPRINGHILL			3	100%	3
LEESBURG COMMUNITY HEALTH CENTERS			3	100%	3
MONTEFIORE MEDICAL CENTER LABS MONTEFIORE		2	1	33%	3
MEDEXPRESS URGENT CARE, HERMITAGE		1	2	67%	3
THE PATHOLOGY LABORATORY		1	2	67%	3
JOAN PHARMA INC		3			3
FIRST CARE - MIDDLESBORO			3	100%	3
WEST COCOA PHARMACY			3	100%	3
MEDEXPRESS URGENT CARE-CLOQUET		3			3
COOPER UNIVERSITY HOSPITAL LABORATORY		2	1	33%	3
BNC Medical Investors, LLC Berrien Nursing & Rehabilitation Center		3			3
SOUTH COUNTY MENTAL HEALTH CENTER INC			3	100%	3
SMOKY MOUNTAIN URGENT CARE AND FAMILY MEDICINE CENTER			3	100%	3
F W HUSTON MEDICAL CENTER SENIOR LIVIN		3			3
CVS IL1170POCT JOLIET		3			3
CLINICA HISPANIA			3	100%	3
CVS SC5471POCT LEXINGTON		2	1	33%	3
TAMPA INTERNATIONAL AIRPORT			3	100%	3
ADVENTHEALTH GORDON		3			3
CANOPY PEDIATRICS		3			3
MEDICAL CITY DALLAS HOSPITAL			3	100%	3
PROHEALTH PRIMARY CARE - GLEN OAKS		3			3
OPP HEALTH AND REHABILITATION		3			3
CCRX OF NORTH CAROLINA, LLC		2	1	33%	3
CRISP REGIONAL HOSPITAL		3			3
Hunterdon Medical Center Laboratory		3			3
Arbors at Marietta		3			3
COVANCE CLS			3	100%	3
PATIENTS CHOICE LAB OF IND, LLC		2	1	33%	3
ADVANCED PEDIATRICS			3	100%	3
NON-US			3	100%	3
SKIPPACK MEDICAL LAB			3	100%	3
BARONESS ERLANGER HOSPITAL		3			3
Walgreens #5984		3			3
MID-FLORIDA PATHOLOGY LLC - MOBILE UNIT # 3		1	2	67%	3
BAPTIST PRIMARY CARE FERNANDINA BEACH			3	100%	3

# COVID-19: testing by laboratory

Data through Mar 26, 2021 verified as of Mar 27, 2021 at 09:25 AM

Data in this report are provisional and subject to change.

The numbers in the table below represent the number of Florida and non-Florida residents for whom test results were received by the Department of Health. A person can be tested by more than one laboratory and can have both positive and negative results. **Therefore, the sum of the numbers in each column will be larger than the total number of people tested.**

Reporting lab	Inconclusive	Negative	Positive	Percent positive	Total
AVANTE INVERNESS		1	2	67%	3
OMNI HEALTHCARE INC		1	2	67%	3
CVS PA2688POCT COLLEGEVILLE		3			3
ROANE MEDICAL CENTER		2	1	33%	3
CVS NC7548POCT FUQUAY VARINA		2	1	33%	3
EXCEL URGENT CARE OF NJ, LLC		1	2	67%	3
MINUTECLINIC DIAGNOSTIC OF PA LLC		3			3
OPENTRONS PRL		2	1	33%	3
ACCESS HEALTH CARE		2	1	33%	3
VIRTUA MEMORIAL HOSPITAL BURLINGTON COUNTY		1	2	67%	3
LEGACY ER AND URGENT CARE			3	100%	3
RUSSELL SAGE COLLEGE WELLNESS CENTER		3			3
FELICIDAD MEDICAL CENTER INC			3	100%	3
WALGREENS #07502		3			3
TGH URGENT CARE - WESTCHASE			3	100%	3
WEST TN HEALTH MED NORTH		3			3
MINUTECLINIC LLC (2335)		2	1	33%	3
TIFTON CARECONNECT URGENT CARE			3	100%	3
NYU WINTHROP LABORATORY		3			3
PREMIER CLINICAL RESEARCH INSTITUTE INC			3	100%	3
BOLING, STEPHANIE		3			3
EXPEDIAN URGENT CARE			3	100%	3
PEDIATRICS AND ADOLESCENT MEDICINE		2	1	33%	3
ROYAL PALM RETIREMENT CENTRE		3			3
JUPITER INTERNAL MEDICINE AND ASSOCIATES			3	100%	3
URGENT CARE OF THE SMOKIES			3	100%	3
CVS TN7144POCT BARTLETT		3			3
NORTHCREST MEDICAL CENTER		1	2	67%	3
SACRED HEART HEALTH SYSTEMS INC			3	100%	3
DELAWARE PUBLIC HEALTH LABORATORY		1	2	67%	3
CALLE OCHO DIALYSIS			3	100%	3
CERTIVIA LABORATORIES			3	100%	3
HOMELAND CENTER		3			3
SANFORD MOBILE LAB			3	100%	3
CENTRAL JERSEY URGENT CARE OF BROWN MI		3			3
TRINITY PEDIATRICS			3	100%	3
TAMPA		1	2	67%	3
SOMA MEDICAL CENTER PA #3 PALOMINO			3	100%	3
SENTARA NORFOLK GENERAL HOSPITAL CENTRAL LAB			3	100%	3
CONCENTRA - PLANTATION		3			3
EXETER HOSPITAL		3			3
DOCTOR 4 U CLINIC		1	2	67%	3
GUTHRIE CORNING HOSPITAL LABORATORY		3			3
NASSAU COUNTY HEALTH DEPARTMENT		3			3
QUEST DIAGNOSTICS CLINICAL LABORATORIES INC		2	1	33%	3
MEDEXPRESS URGENT CARE- COLUMBIA HEIGH		3			3

# COVID-19: testing by laboratory

Data through Mar 26, 2021 verified as of Mar 27, 2021 at 09:25 AM

Data in this report are provisional and subject to change.

The numbers in the table below represent the number of Florida and non-Florida residents for whom test results were received by the Department of Health. A person can be tested by more than one laboratory and can have both positive and negative results. **Therefore, the sum of the numbers in each column will be larger than the total number of people tested.**

Reporting lab	Inconclusive	Negative	Positive	Percent positive	Total
CVS PHARMACY INC DBA CVS/PHARMACY #10908		3			3
AZALEALAND NURSING HOME		3			3
TIEHH BIOTERRORISM RESPONSE LAB			3	100%	3
WINDSOR AT OCALA		2	1	33%	3
MARION COUNTY FIRE RESCUE		3			3
LIFE CARE CENTER OF SKAGIT VALLEY		3			3
MINUTECLINIC DIAGNOSTIC OF OHIO #5060		3			3
DEPARTMENT OF HEALTH AND ENVIRONMENTAL CONTROL			3	100%	3
Kroger 627 - The Little Clinic Castleberry		2	1	33%	3
MC DIAGNOSTIC OF CONNECTICUT, PC #114		3			3
LPG PEDIATRICS AT LEHIGH ACRES		2	1	33%	3
ASPEN VALLEY HOSPITAL			3	100%	3
BRENTWOOD SENIOR LIVING AT ST PETE			3	100%	3
GO PATH LABORATORIES			3	100%	3
BEEBE MEDICAL CENTER LABORATORY		3			3
CVS NC2749POCT CONCORD		3			3
INTERNAL MEDICINE AND WOUND CARE SPECIALIST LLC		3			3
FIRST PHYSICIANS GROUP - LORRAINE CORNERS		3			3
LUCID LABORATORY SERVICES		3			3
CROWNE HEALTH CARE OF FORT PAYNE		2	1	33%	3
ST LUKES HOSPITAL LABORATORY		2	1	33%	3
MUNSON MEDICAL CENTER			3	100%	3
CVS SC2250POCT COLUMBIA		3			3
QUALITY LABORATORY SERVICE		2	1	33%	3
UNIVERSITY OF KANSAS MEDICAL CENTER			3	100%	3
GARCIA MORALES NELSON			3	100%	3
CVS CA9803POCT RIVERSIDE		3			3
COL CROSSROAD		1	2	67%	3
SOUTH LAKE FAMILY HEALTH CENTER			3	100%	3
YATES COUNTY PUBLIC HEALTH		3			3
IOWA DEPARTMENT OF PUBLIC HEALTH			3	100%	3
ADVENT HEALTH MEDICAL GROUP FAMILY MEDICINE			3	100%	3
CENTRAL DUPAGE HOSPITAL			3	100%	3
SOUTH MIAMI HOSPITAL			3	100%	3
MEDEXPRESS URGENT CARE - ANDERSON		3			3
TAYLOR MANOR		1	2	67%	3
LIFELINK OF FLORIDA		1	2	67%	3
SOFTCELL L-FORM LABORATORIES, LLC			3	100%	3
NHC HealthCare Anniston		3			3
APEX CLINICAL LABORATORIES INC		3			3
COMMUNITY HEALTH CENTERS INC			3	100%	3
THOMAS LANGLEY			3	100%	3
Kroger 635 - The Little Clinic Dacula		3			3
BLACKWATER RIVER			3	100%	3
Kroger 522 - The Little Clinic Gahanna		2	1	33%	3
BAPTIST HOSPITAL NURSING/PATIENT CARE			3	100%	3

# COVID-19: testing by laboratory

Data through Mar 26, 2021 verified as of Mar 27, 2021 at 09:25 AM

Data in this report are provisional and subject to change.

The numbers in the table below represent the number of Florida and non-Florida residents for whom test results were received by the Department of Health. A person can be tested by more than one laboratory and can have both positive and negative results. **Therefore, the sum of the numbers in each column will be larger than the total number of people tested.**

Reporting lab	Inconclusive	Negative	Positive	Percent positive	Total
St. Josephs Hospital		1	2	67%	3
MOUNT SINAI AVENTURA DIAGNOSTIC CENTER			3	100%	3
DOCTORS OFFICE OF NEW JERSEY		3			3
WOODMARK AT UPTOWN ASSISTED LIVING		3			3
NORTH DAKOTA DEPT OF HEALTH MICROBIOLOGY		1	2	67%	3
CVS TX8322POCT AUSTIN		3			3
FRESENIUS KIDNEY CARE			3	100%	3
THE OASIS BEACHSIDE		3			3
CARESPOT-WELLINGTON			3	100%	3
NEXT BIO RESEARCH SERVICES, LLC		1	2	67%	3
VA PRIMARY CARE ANNEX			3	100%	3
FREDERICK MEMORIAL HOSPITAL			3	100%	3
MEDEXPRESS URGENT CARE - WILKES BARRE		2	1	33%	3
CVS IL2297144CV CHICAGO		3			3
FOUR WINDS BEHAVIORAL HEALTH		3			3
FHPG TAMPA PRIMARY CARE			3	100%	3
CLARA MAASS TRANSITIONAL CARE UNIT		3			3
AUSTIN PUBLIC HEALTH			3	100%	3
Cleveland Clinic Weston			3	100%	3
MEDEXPRESS URGENT CARE, CHAMBERSBURG		2	1	33%	3
BOONES CREEK URGENT CARE		1	2	67%	3
KISSIMMEE URGENT CARE		3			3
BOSTON MEDICAL CENTER			3	100%	3
SARASOTA PERSONAL MEDICINE		2	1	33%	3
CROSSVILLE MEDICAL GROUP		1	2	67%	3
PROPATH			3	100%	3
SCIENTIFIC LABORATORY DIVISION			3	100%	3
MINUTE CLINIC LLC #1909		3			3
ALLIED PHYSICIANS GROUP PLLC		3			3
MEDEXPRESS URGENT CARE-ARLINGTON		2	1	33%	3
PARRISH MEDICAL CENTER-WAIVED TESTING		3			3
MOBIL LAB FOR ALL INC		3			3
RICHMOND CITY DEPARTMENT OF PUBLIC HEALTH			3	100%	3
ELITE PRIMARY CARE OF WAYCROSS			3	100%	3
CVS GA5622POCT DALLAS		2	1	33%	3
MEDEXPRESS URGENT CARE - TOPEKA, SW WANAMAKER RD		3			3
ACCESS 365 URGENT CARE LLC		1	2	67%	3
DOUGLASVILLE NURSING AND REHABILITATIO		3			3
ESTERO FIRE RESCUE		3			3
ST. PETERSBURG PEDIATRICS- 38TH AVENUE			3	100%	3
CVS TX3292POCT WYLIE		3			3
WHOLE CHILD PEDIATRICS			3	100%	3
SOLERA SPECIALTY PHARMACY LLC		2	1	33%	3
CAREHERE LLC			3	100%	3
Bainbridge Health and Rehab		3			3
CVS PA7611POCT ALLISON PARK		3			3

# COVID-19: testing by laboratory

Data through Mar 26, 2021 verified as of Mar 27, 2021 at 09:25 AM

Data in this report are provisional and subject to change.

The numbers in the table below represent the number of Florida and non-Florida residents for whom test results were received by the Department of Health. A person can be tested by more than one laboratory and can have both positive and negative results. **Therefore, the sum of the numbers in each column will be larger than the total number of people tested.**

Reporting lab	Inconclusive	Negative	Positive	Percent positive	Total
MEDEXPRESS URGENT CARE GREENSBURG		2	1	33%	3
PREMIER FAMILY AND SPORTS MEDICINE		2	1	33%	3
Kroger 768 - The Little Clinic Leestown Rd		2	1	33%	3
CVS IN6757POCT COLUMBUS		3			3
NEMOURS CHILDRENS PRIMARY CARE MAITLAND			3	100%	3
ADVENTHEALTH MEDICAL GROUP PEDIATRICS AT APOPKA		3			3
KAILOS GENETICS INC		1	2	67%	3
HEALGEN SCIENTIFIC			3	100%	3
MERCY HOSPITAL			3	100%	3
Gracemore Nursing and Rehab		3			3
Georgiana Health and Rehabilitation, LLC		3			3
SINAI POST ACUTE NURSING AND REHAB CE		3			3
PRISMA HEALTH MIDLANDS			3	100%	3
SUMMIT MEDICAL GROUP - WEST ORANGE		3			3
CVS TX2876POCT PROSPER		3			3
TRUE HEALTH - LAKE UNDERHILL		3			3
CORMEUM LAB SERVICES, LLC			3	100%	3
CVS KS676POCT LAWRENCE		2	1	33%	3
CAMPAZZI CONCIERGE MEDICAL SERVICES		2	1	33%	3
WYOMING DEPT OF HEALTH			3	100%	3
VA OUTPATIENT CLINIC-NEW PORT RICHEY			3	100%	3
CVS MA447POCT NORTHAMPTON		2	1	33%	3
MIDWAY SPECIALTY CARE RX LLC		1	2	67%	3
MEDEXPRESS URGENT CARE NORWIN		3			3
FLORIDA HOSPITAL PHYSICIANS GROUP		1	2	67%	3
CVS OH2486POCT NILES		1	2	67%	3
PEDIATRICS BY THE SEA JOG RD OFFICE			3	100%	3
SKR MEDICAL ADVISORS		3			3
NHC HealthCare, Cookeville		3			3
BAPTIST OUTPATIENT SERVICES			3	100%	3
TUFTS MEDICAL CENTER			3	100%	3
VIRGINIA DIVISION OF CONSOLIDATED LABORATORIES			3	100%	3
OHIO HEALTH DOCTORS HOSPITAL			3	100%	3
CARENOW-ATASCOCITA			3	100%	3
BAYSIDE URGENT CARE CENTER INC			3	100%	3
ADVICE FOR OPTIMAL WELLNESS, INC			3	100%	3
Kennedy University Hospital -Wash Twp L		3			3
FLORIDA MENTOR-POINT WEST CLUSTER		3			3
CVS NJ837POCT MARLTON		3			3
UHEALTH JACKSON URGENT CARE - CUTLER BAY		1	2	67%	3
ORCHID COVE DAYTONA			3	100%	3
MED FUSION			3	100%	3
NEBRASKA DEPARTMENT OF HEALTH AND HUMAN SERVICES			3	100%	3
CVS AZ5026POCT MESA		3			3
RAPID CITY RUGENT CARE			3	100%	3
MINUTECLINIC DIAG OF IND, LLC #5369		2	1	33%	3



# COVID-19: testing by laboratory

Data through Mar 26, 2021 verified as of Mar 27, 2021 at 09:25 AM

Data in this report are provisional and subject to change.

The numbers in the table below represent the number of Florida and non-Florida residents for whom test results were received by the Department of Health. A person can be tested by more than one laboratory and can have both positive and negative results. **Therefore, the sum of the numbers in each column will be larger than the total number of people tested.**

Reporting lab	Inconclusive	Negative	Positive	Percent positive	Total
ADVENTHEALTH SEBRING- INFECTION CONTROL DEPARTMENT			3	100%	3
New York Harbor Harbor HCS - Brooklyn Campus		3			3
MEDICAL CENTER OF THE ROCKIES			3	100%	3
MARTHA A PRICE MD PA		1	2	67%	3
ORLANDO AIRPORT DIALYSIS		3			3
Sears Coastal Nursing and Rehab		3			3
CVS IL2798POCT CHICAGO		1	2	67%	3
SISD EMPLOYEE HEALTH CLINIC			3	100%	3
SPARROW CENTRAL LAB			3	100%	3
WELLMED AT APOLLO BEACH BLVD		1	2	67%	3
MINUTECLINIC DIAGNOSTIC OF NEW MEXICO LLC #7552		3			3
CORTLAND COUNTY HEALTH DEPARTMENT		3			3
COMMUNICABLE DISEASE CONTROL/PUBLIC HEALTH EMERGENCY PREPAREDNESS			3	100%	3
ADVENTHEALTH IMAGING LAKE NONA		1	2	67%	3
VICAR'S LANDING NURSING HOME		2	1	33%	3
REGIONAL MEDICAL CENTER BAYONET POINT			3	100%	3
CTRS			3	100%	3
CUMBERLAND MEDICAL CENTER INC		3			3
MIDDLETON PEDIATRICS			3	100%	3
WAL-MART STORES EAST LP		2	1	33%	3
HARBORCHASE OF STUART			3	100%	3
ESCO DRUG CO INC		3			3
CVS MINUTE CLINIC DIAGNOSTIC MED GRP OF CAL		3			3
Good Samaritan Society - Fairfield Glade		3			3
CENTURY LINK SPORTS COMPLEX			3	100%	3
Medilodge of Montrose		3			3
INTERNAL MEDICINE & PEDIATRICS WELLNESS CENTER			3	100%	3
Maryfield Inc. dba Pennybyrn		3			3
Broadview Multi-Care Center		3			3
CROSSROADS URGENT CARE PLLC		3			3
EASTMAN HEALTHCARE & REHAB		3			3
CAPTIAL REGIONAL MEDICAL CENTER			3	100%	3
EASTERN NEW MEXICO MEDICAL CENTER		3			3
FLORIDA HOSPITAL LABORATORIES		3			3
HALIFAX HEALTH CARE FOR WOMEN		3			3
MEDICAL CENTER OF CENTRAL GEORGIA			3	100%	3
MEDEXPRESS URGENT CARE - BECKLEY		1	2	67%	3
BAPTIST HEALTH SURGERY CENTER AT NORTHPOINT			3	100%	3
US SPECIALTY LABS			3	100%	3
MINUTECLINIC LLC #5176			3	100%	3
MONTANA PUBLIC HEALTH LAB			3	100%	3
GULF COAST IMMEDIATE CARE CENTER		1	2	67%	3
NORTH NAPLES HOSPITAL RESPIRATORY THERAPY DEPARTMENT			3	100%	3
WALGREENS NO 19542		3			3
MEDEXPRESS URGENT CARE - DANVILLE		3			3
SUNDALE NURSING HOME		3			3

# COVID-19: testing by laboratory

Data through Mar 26, 2021 verified as of Mar 27, 2021 at 09:25 AM

Data in this report are provisional and subject to change.

The numbers in the table below represent the number of Florida and non-Florida residents for whom test results were received by the Department of Health. A person can be tested by more than one laboratory and can have both positive and negative results. **Therefore, the sum of the numbers in each column will be larger than the total number of people tested.**

Reporting lab	Inconclusive	Negative	Positive	Percent positive	Total
LB Broen Home		3			3
PICHARDO CLINIC, THE		1	2	67%	3
FAMILY FIRST PEDIATRICS			3	100%	3
AKRON GENERAL MEDICAL CENTER MAIN		3			3
MEDEXPRESS URGENT CARE, BELLE VERNON		3			3
Wynfield Park Health and Rehabilitation		3			3
BROOME COUNTY HEALTH DEPARTMENT		2	1	33%	3
CVS CA9103POCT ESCONDIDO		3			3
HILLVIEW LABORATORY			3	100%	3
MINUTECLINIC, LLC (CLINIC 10928)		3			3
ACL LABORATORIES INDUSTRIAL TOXICOLOGY			3	100%	3
SARASOTA IMMEDIATE CARE			3	100%	3
CVS MO8555POCT KANSAS CITY		3			3
SIGNATURE CARE PFLUGERVILLE			3	100%	3
SERENADES BY SONATA		1	2	67%	3
ADVANCED HEART CARE OF SOUTH FLORIDA		3			3
MEDEXPRESS URGENT CARE - JEANNETTE		3			3
BROOKDALE SENIOR LIVING			3	100%	3
Lakeview Village		3			3
MINUTECLINIC #788		3			3
LAURELLWOOD NURSING CENTER		1	2	67%	3
WALGREENS #04311		3			3
CVS MO5727POCT PLATTE CITY		3			3
MANATEE MEMORIAL HOSPITAL CLINICAL LABORATORY			3	100%	3
CVS IN6605POCT INDIANAPOLIS		2	1	33%	3
PANCARE HEALTH - FRANKLIN CO			3	100%	3
Kroger 571 - The Little Clinic Hendersonville		1	2	67%	3
MILLER COUNTY HOSPITAL		3			3
24TH WEAPONS OF MASS DESTRUCTION - CIVIL SUPPORT		3			3
NORTHEAST FLORIDA INTERNAL MEDICINE PA		3			3
NEW YORK PHYSICIANS LLP		3			3
NORTH SHORE HOSP. INFECTION CONTROL			3	100%	3
ST. LUKE'S HOSPITAL - BETHLEHEM CAMPUS		1	2	67%	3
GREENTREE MEDICAL CENTER			3	100%	3
BROOKDALE LAKE MARY			3	100%	3
COVENANT PEDIATRICS		1	2	67%	3
Kroger 758 - The Little Clinic Providence		3			3
CVS PA1657POCT YORK		2	1	33%	3
HELIX URGENT CARE			3	100%	3
SCHIFF CENTER FOR LIVER DISEASES		1	2	67%	3
HEPATOLOGY DIAGNOSTIC LAB			3	100%	3
STARMED FAMILY & URGENT CARE			3	100%	3
LOCH HAVEN PEDIATRICS			3	100%	3
SSM HEALTH ST LOUIS MICROBIOLOGY LABORATORY		1	2	67%	3
CVS MO4850POCT SPRINGFIELD		3			3
ADVENTHEALTH MEDICAL GROUP ADULT AND SENIOR HEALTH			3	100%	3

# COVID-19: testing by laboratory

Data through Mar 26, 2021 verified as of Mar 27, 2021 at 09:25 AM

Data in this report are provisional and subject to change.

The numbers in the table below represent the number of Florida and non-Florida residents for whom test results were received by the Department of Health. A person can be tested by more than one laboratory and can have both positive and negative results. **Therefore, the sum of the numbers in each column will be larger than the total number of people tested.**

Reporting lab	Inconclusive	Negative	Positive	Percent positive	Total
NYC PUBLIC HEALTH LABS			3	100%	3
YORK HOSPITAL - LABORATORY			3	100%	3
MANORCARE NURSING & REHABILITATION CENTER-NAPLES		3			3
NOVANT HEALTH PRESBYTERIAN		2	1	33%	3
CVS IL3163POCT OAK PARK		3			3
ALABAMA DEPT PUBLIC HEALTH			3	100%	3
LEE MEMORIAL HOSPITAL BLOOD GAS LAB			3	100%	3
MALABAR FAMILY PRACTICE		1	2	67%	3
GONZALEZ MD AND ASWAD MD HEALTH SERVICES			3	100%	3
HARBOUR'S EDGE		2	1	33%	3
ALOHA HOME CARE LLC DBA ACCENTCARE HOME HEALTH OF		3			3
EVERGREEN WOODS HEALTH & REHAB CENTER		2	1	33%	3
SOFTLAB			3	100%	3
AFFORDABLE PRIMARY CARE LLC		3			3
CHEROKEE COUNTY HEALTH AND REHAB CENTER		3			3
SPRING LAKE REHABILITATION CENTER			3	100%	3
HIALEAH SHORES NURSING AND		2	1	33%	3
LEXINGTON MEDICAL CENTER		1	2	67%	3
ORLANDO REGIONAL HEALTH SERVICES		1	2	67%	3
ALLIANCE LABS @LRMC			3	100%	3
FLORIDA GASTROENTEROLOGY ASSOCIATES PA		3			3
Magnolia Health and Rehab Center			3	100%	3
LIVINGSTON COUNTY DEPT OF HEALTH REPRO			3	100%	3
SHANDS AT LAKE SHORE LAB		1	2	67%	3
ADVENT HEALTH - CENTRAL PASCO ER			3	100%	3
CVS IN8669POCT INDIANAPOLIS		3			3
BAPTIST PRIMARY CARE, INC.		2	1	33%	3
ADVANCED MEDICAL RESEARCH CENTER LLC			3	100%	3
CVS AZ1720POCT QUEEN CREEK		3			3
GYN PATH SERVICES			3	100%	3
MINUTECLINIC, LLC #05814		3			3
Village on the Green			3	100%	3
CVS RI326POCT NORTH SMITHFIELD		3			3
ANN STORCK CENTER INC		3			3
MEDEXPRESS URGENT CARE-CHIPPEWA		2	1	33%	3
John Knox Manor Inc II		2	1	33%	3
SAVANNAH COVE		3			3
HEARTLAND - CHARLESTON OF HANAHAN SC,		3			3
Westside Terrace		3			3
CGH MEDICAL CENTER			3	100%	3
AFC URGENT CARE/FARRAGUT			3	100%	3
DOCTORS HOSPITAL RENAISSANCE			3	100%	3
Kroger 387 - The Little Clinic Hubbards Lane		3			3
CVS IL8753POCT CHICAGO		3			3
BAPTIST HOSPITAL OF MIAMI MCI BROWARD LABORATORY			2	100%	2
VENETIAN GARDENS		2			2

# COVID-19: testing by laboratory

Data through Mar 26, 2021 verified as of Mar 27, 2021 at 09:25 AM

Data in this report are provisional and subject to change.

The numbers in the table below represent the number of Florida and non-Florida residents for whom test results were received by the Department of Health. A person can be tested by more than one laboratory and can have both positive and negative results. **Therefore, the sum of the numbers in each column will be larger than the total number of people tested.**

Reporting lab	Inconclusive	Negative	Positive	Percent positive	Total
NAVAL BRANCH MEDICAL CLINIC			2	100%	2
HOLY TRINITY PHARMACY LLC		2			2
CVS CA9497POCT IRVINE		2			2
CLEARWATER PAIN MANAGEMENT ASSOCIATES			2	100%	2
Kroger 667 - The Little Clinic Litchfield Park		2			2
Delaware Court Healthcare Center		2			2
LEGACY ER & URGENT CARE - FRISCO WEST			2	100%	2
Kings County Hospital Center			2	100%	2
FLORIDA DEPARTMENT OF HEALTH PINELLAS COUNTY-CHNJ			2	100%	2
GOLISANO PEDIATRICS PORT CHARLOTTE HARBOR		2			2
AGILE URGENT CARE			2	100%	2
SARASOTA MEMORIAL MEDICAL URGENT CARE CENTER			2	100%	2
NEMOURS CHILDREN'S PRIMARY CARE THE VILLAGES		2			2
BENEVA LAKES ASSISTED LIVING CENTER			2	100%	2
ORLANDO HEALTH PHYSICIAN GROUP INC			2	100%	2
MEDEXPRESS URGENT CARE - CEDAR KNOLLS		2			2
THOMASVILLE REGIONAL MEDICAL CENTER		2			2
HARRINGTON PARK HEALTH AND REHAB		2			2
Hartwell Health and Rehabilitation		2			2
FALLSBURG CHAI		2			2
TRINITAS REGIONAL MEDICAL CENTER		1	1	50%	2
WISE HEALTH SYSTEM		1	1	50%	2
PRECISION DIAGNOSTIC INC		2			2
PALMS OF FT MYERS,THE			2	100%	2
OELWEIN HEALTH CARE CENTER		2			2
PHYSICIANS MEDICAL CENTER		2			2
BASCOM PALMER EYE INSTITUTE			2	100%	2
WALGREENS #3811			2	100%	2
Kroger 647 - The Little Clinic Newnan Crossings		1	1	50%	2
PHYSICIANS LABORATORY SERVICES			2	100%	2
TEMPUS_LABS			2	100%	2
MEMORIAL SLOAN KETTERING CANCER CENTER		1	1	50%	2
WARD MEMORIAL HOSPITAL		2			2
PEDIATRIC HEALTH CARE		1	1	50%	2
INTEGRITY CLINICAL RESEARCH CENTER INC		1	1	50%	2
Kroger 519 - The Little Clinic Georgesville Square		2			2
CQUENTIA NGS, LLC			2	100%	2
STUART SURGERY CENTER, LLC			2	100%	2
VETERANS AFFAIRS MEDICAL CENTER - GREATER LOS ANGELES			2	100%	2
EMERALD TRACE		2			2
SYNEOS HEALTH			2	100%	2
HERNANDO CHILDREN'S			2	100%	2
MEDEXPRESS URGENT CARE-BLOOMFIELD AVEN		2			2
Edward Hines, Jr. VA Hospital		2			2
MC MEDICAL			2	100%	2

# COVID-19: testing by laboratory

Data through Mar 26, 2021 verified as of Mar 27, 2021 at 09:25 AM

Data in this report are provisional and subject to change.

The numbers in the table below represent the number of Florida and non-Florida residents for whom test results were received by the Department of Health. A person can be tested by more than one laboratory and can have both positive and negative results. **Therefore, the sum of the numbers in each column will be larger than the total number of people tested.**

Reporting lab	Inconclusive	Negative	Positive	Percent positive	Total
RDX BIOSCIENCE INC			2	100%	2
MINUTECLINIC DIAG OF IND, LLC #4368		2			2
C19 LABS			2	100%	2
Advanced Rehabilitation and Healthcare of Wichita Falls		2			2
SHANDS JACKSONVILLE CLINICAL CENTER		1	1	50%	2
COLUMBIA COTTAGE		2			2
BRENTWOOD AT FORE RANCH			2	100%	2
Jacob's Creek Nursing and Rehabilitation Center		2			2
Tuscola County Medical Care Community		2			2
IP BOISE 1		1	1	50%	2
Kroger 619 - The Little Clinic Hendersonville Indian Lake		2			2
CHARLOTTE COUNTY HEALTH DEPARTMENT			2	100%	2
MD NOW URGENT CARE MEDICAL CENTERS INC			2	100%	2
WEST HOUSTON MEDICAL CENTER			2	100%	2
GARDENS PEDIATRICS			2	100%	2
PANCARE HEALTH - SNEADS ELEMENTARY			2	100%	2
Cottage of the Shoals		2			2
HOLY FAMILY MEDICAL CENTER		1	1	50%	2
CVS AZ7263POCT PHOENIX		2			2
ROPER HOSPITAL			2	100%	2
ADVANTA ANALYTICAL LABORATORIES			2	100%	2
BAPTIST HOSPITAL INTERNAL MEDICINE GULF BREEZE			2	100%	2
PREVENTIVE HEALTH PARTNERS I L S C		2			2
ALVERNO CLINICAL LABORATORIES			2	100%	2
DMC UNIVERSITY LABORATORIES		1	1	50%	2
FLAGLER PROFESSIONAL HEALTH CAE SERVICES INC		2			2
LABRADOR PRIMARY CARE CENTER			2	100%	2
NLC LABS			2	100%	2
TRINITY DIALYSIS			2	100%	2
FKC AMELIA ISLAND DIALYSIS			2	100%	2
ONE MEDICAL GROUP		1	1	50%	2
Kroger 596 - The Little Clinic Brentwood		2			2
MEMORIAL HOSPITAL WEST			2	100%	2
MANASOTA PEDIATRICS			2	100%	2
SPRING HILL REGIONAL HOSPITAL			2	100%	2
CALIFORNIA DIVISION OF COMMUNICABLE DISEASE CONTROL			2	100%	2
PTC LABORATORIES			2	100%	2
UK HEALTHCARE			2	100%	2
HAMILTON COUNTY HEALTH DEPARTMENT		2			2
ONTARIO COUNTY PUBLIC HEALTH		2			2
BETHESDA HOSPITAL EAST BLOOD GAS LAB			2	100%	2
EXCEL URGENT CARE OF PARAMUS LLC		2			2
Hackensack Univ Medical Center At Pasc		1	1	50%	2
SCIENTIFIC LABORATORY COMPANY		2			2
THE HOSPITAL OF PROVIDENCE EMERGENCY ROOM			2	100%	2
SPECIALTY LABORATORIES			2	100%	2

# COVID-19: testing by laboratory

Data through Mar 26, 2021 verified as of Mar 27, 2021 at 09:25 AM

Data in this report are provisional and subject to change.

The numbers in the table below represent the number of Florida and non-Florida residents for whom test results were received by the Department of Health. A person can be tested by more than one laboratory and can have both positive and negative results. **Therefore, the sum of the numbers in each column will be larger than the total number of people tested.**

Reporting lab	Inconclusive	Negative	Positive	Percent positive	Total
ALBUQUERQUE - AMG SPECIALTY HOSPITAL		2			2
ST. VINCENT HOSPITAL			2	100%	2
PALOS COMMUNITY HOSPITAL LABORATORY			2	100%	2
Life Care Center of Elyria		2			2
First Care Living Center/Essentia Health			2	100%	2
MASSENA HOSPITAL LABORATORY		2			2
Kroger 096 - The Little Clinic Orchard and Holly		2			2
MEMORIAL HOSPITAL OF TAMPA			2	100%	2
GOOD SAMARITAN HOSPITAL		1	1	50%	2
THE FOUNTAIN AT BOCA CIEGA BAY		2			2
STEWART ST ELIZABETH MEDICAL CENTER			2	100%	2
AHC Forest cove		2			2
RENFREW CENTERS INC		2			2
TWELVE OAKS RECOVERY CENTER			2	100%	2
MINUTECLINIC DIAGNOSTIC MEDICAL		2			2
ROCKWALL URGENT CARE			2	100%	2
APPLECARE VALDOSTA			2	100%	2
VANAYER HEALTHCARE AND REHAB CENTER		2			2
NORTHWELL HEALTH			2	100%	2
SOUTH DAKOTA DEPARTMENT OF HEALTH		2			2
CVS MA217POCT TEWKSBURY		2			2
HAMILTON CHD		2			2
ANDERSON COUNTY HOSPITAL			2	100%	2
AFC PHYSICIANS OF FLORIDA, PA			2	100%	2
UNIVERSITY OF TEXAS AT EL PASO, THE			2	100%	2
Robert Cranfield			2	100%	2
Manorcare Health Services West Reading North		2			2
PHYSICIANS PREMIER			2	100%	2
SOUTHCARE PHARMACY INC			2	100%	2
HOUSTON HEALTH DEPARTMENT - BUREAU OF LABORATORY SERVICES			2	100%	2
HANOVER ENDOSCOPY CENTER		2			2
DOWN HOME MEDICAL			2	100%	2
ADVENTHEALTH CENTRA CARE POINCIANA			2	100%	2
SENDER RETREAT ADULT DAY CARE CENTERS			2	100%	2
SIMMONS			2	100%	2
EASTLAKE MEDICAL CENTER		2			2
MEDEXPRESS URGENT CARE - LINCOLN VILLA		2			2
DEBORAH HEART AND LUNG CENTER		2			2
CVS AZ9290POCT PHOENIX		2			2
OSF SAINT FRANCIS MEDICAL CENTER			2	100%	2
MID AMERICA CLINICAL LABS			2	100%	2
ASANTE THREE RIVERS MEDICAL CENTER LAB		2			2
Oak Creek Terrace		2			2
THE CLUB AT BOYNTON BEACH, LLC			2	100%	2
PROSPECT URGENT CARE			2	100%	2
Workmens Circle Multicare Center		2			2

# COVID-19: testing by laboratory

Data through Mar 26, 2021 verified as of Mar 27, 2021 at 09:25 AM

Data in this report are provisional and subject to change.

The numbers in the table below represent the number of Florida and non-Florida residents for whom test results were received by the Department of Health. A person can be tested by more than one laboratory and can have both positive and negative results. **Therefore, the sum of the numbers in each column will be larger than the total number of people tested.**

Reporting lab	Inconclusive	Negative	Positive	Percent positive	Total
VITAL CARE CLINIC, LLC			2	100%	2
MORRISTOWN MEMORIAL HOSPITAL		2			2
BUCKINGHAM PAVILION INC		2			2
MAURY REGIONAL MEDICAL CENTER		2			2
CARENOW LENEXA			2	100%	2
COMPLETE HEALTH MEDICAL CENTER			2	100%	2
COOK HOSPITAL AND CARE CENTER		1	1	50%	2
MEDPOST - NORTH DALLAS			2	100%	2
NIAGARA APOTHECARY INC		2			2
SOMA MEDICAL CENTER PA #3 GREENACRES			2	100%	2
MEDEXPRESS URGEN CARE - EAST BRUNSWICK		2			2
MID-FLORIDA HEMATOLOGY AND ONCOLOGY CENTERS		2			2
FLORIDA MEDICAL CLINIC IM LUTz			2	100%	2
Kroger 550 - The Little Clinic Bellevue		2			2
WALGREENS NO 10512		1	1	50%	2
JRS LABORATORY			2	100%	2
MINUTECLINIC DIAG OF IND, LLC #6908		2			2
ACN PHYSICIANS GROUP CORP			2	100%	2
ROYAL CARE MEDICAL CENTER			2	100%	2
Kroger 686 - The Little Clinic Farragut		2			2
Kroger 101 - The Little Clinic Hill Top		2			2
PruittHealth Lakehaven		2			2
LEHIGH MEDICAL AND RESEARCH CENTER, INC			2	100%	2
POMONA VALLEY COMMUNITY HOSPITAL			2	100%	2
BEAUFORT MEMORIAL			2	100%	2
MARYWOOD NURSING CARE CENTER		2			2
NEW YORK CITY CENTRAL COVID			2	100%	2
CORNERSTONE MEDICAL CARE OF BRANDON		2			2
MEDEXPRESS URGENT CARE - WEXFORD		2			2
REELFOOT FAMILY WALK IN CLINIC - TIPT		2			2
CITRUS HEALTH NETWORK INC			2	100%	2
WALGREENS #04176		1	1	50%	2
REHOBOTH MCKINLEY CHRISTIAN HOSPITAL		2			2
ADVENT HEALTH CENTRAL TEXAS		1	1	50%	2
Kroger 328 - The Little Clinic Henderson Road		2			2
APPLING NURSING & REHABILITATION PAVIL		2			2
MEDEXPRESS URGENT CARE-SELINGSGROVE		2			2
CREATIVE HEALTH CENTER			2	100%	2
MISSION HOSPITAL REGIONAL MEDICAL CENTER			2	100%	2
CVS OH4301POCT NORTHFIELD		2			2
MEMORIAL HERMANN HOSPITAL			2	100%	2
PENINSULA REGIONAL MED CTR LAB			2	100%	2
ORLANDO LUTHERAN TOWERS		1	1	50%	2
MC DIAGNOSTIC OF CONNECTICUT, PC #252		1	1	50%	2
BOSTON PUBLIC HEALTH COMMISSION			2	100%	2
PUBLIX PHARMACY #1092		2			2

# COVID-19: testing by laboratory

Data through Mar 26, 2021 verified as of Mar 27, 2021 at 09:25 AM

Data in this report are provisional and subject to change.

The numbers in the table below represent the number of Florida and non-Florida residents for whom test results were received by the Department of Health. A person can be tested by more than one laboratory and can have both positive and negative results. **Therefore, the sum of the numbers in each column will be larger than the total number of people tested.**

Reporting lab	Inconclusive	Negative	Positive	Percent positive	Total
MATHER HOSPITAL			2	100%	2
NYU LANGONE HUNTINGTON MEDICAL GROUP		2			2
CAREWELL JW - WORCESTER LNC			2	100%	2
GIGI WOOD DAVIS DO-FAMILY MEDICINE		2			2
John L. McClellan Memorial Veterans Hospital		2			2
MEDEXPRESS URGENT CARE - CONWAY		2			2
CVS PA371POCT PHILADELPHIA		2			2
STUDENT HEALTH SERVICES			2	100%	2
TRICORE REFERENCE LABORATORY		1	1	50%	2
SIGNATURE CARE LEWISVILLE-EMERGENCY CENTER		1	1	50%	2
UMHC HOLLYWOOD LABORATORY			2	100%	2
FLORIDA DEPARTMENT OF HEALTH (FDOH)			2	100%	2
FALCON HEALTH CENTER			2	100%	2
DALLAS BAPTIST UNIVERSITY - HEALTH SERVICES			2	100%	2
TMH EC NORTHEAST LABORATORY			2	100%	2
BIONIC TECHNOLOGIES CORPORATION			2	100%	2
EDGEWATER RETIREMENT MANOR			2	100%	2
AMERICAN RESEARCH CENTERS OF FLORIDA			2	100%	2
CVS TX19POCT SPRING		2			2
Kroger 853 - The Little Clinic East Broad Street		2			2
Jackson Health Care Facility			2	100%	2
MARLBORO URGENT CARE		2			2
MARCO ISLAND MEDICAL CENTER			2	100%	2
INTERMOUNTAIN MEDICAL CENTER			2	100%	2
EMORY CRAWFORD LONG HOSPITAL			2	100%	2
SHERIDAN AT HOBE SOUND, THE			2	100%	2
MINUTECLINIC DIAGNOSTIC OF KANSAS, PC		2			2
Jersey City Medical Center		2			2
BAYMEADOWS PRIMARY CARE		2			2
MASSACHUSETTS DEPARTMENT OF HEALTH			2	100%	2
Lynwood		2			2
THE DOCTOR'S OFFICE OF WEST CALDWELL		2			2
Kroger 409 - The Little Clinic Hebron Marketplace		1	1	50%	2
STAGES OF LIFE MEDICAL INSTITUTE			2	100%	2
Kroger 745 - The Little Clinic Somerset		2			2
Tidelands Health Rehabilitation Hospital			2	100%	2
OAKMONT WEST- GREENVILLE SC		2			2
CVS OH4327POCT PAINESVILLE		2			2
CROSSROADS URGENT CARE DBA URGENT TEA		2			2
VIRGINIA DEPT OF HEALTH OFFICE OF EPIDEMIOLOGY			2	100%	2
CLEAR LAKE REGIONAL MEDICAL CENTER			2	100%	2
HOME ACCESS HEALTH			2	100%	2
COVANCE			2	100%	2
MINUTECLINIC, DIAGNOSTIC OF TEXAS, LLC		2			2
NORTON IMMEDIATE CARE CENTER - PRESTON			2	100%	2
ACCESS LABORATORIES LLC			2	100%	2



# COVID-19: testing by laboratory

Data through Mar 26, 2021 verified as of Mar 27, 2021 at 09:25 AM

Data in this report are provisional and subject to change.

The numbers in the table below represent the number of Florida and non-Florida residents for whom test results were received by the Department of Health. A person can be tested by more than one laboratory and can have both positive and negative results. **Therefore, the sum of the numbers in each column will be larger than the total number of people tested.**

Reporting lab	Inconclusive	Negative	Positive	Percent positive	Total
SOUTH HILLSBOROUGH CBOC			2	100%	2
NEW GEN LABS			2	100%	2
DUBOIS CONTINUUM OF CARE COMMUNITY INC		2			2
EXPRESS CARE OF THE SHOALS		1	1	50%	2
PLASMA MED RESEARCH DBA		2			2
STARR COUNTY MEMORIAL HOSPITAL			2	100%	2
NEW YORK PSYCHIATRIC INSTITUTE		2			2
MARCO ISLAND HOSPITAL INC D/B/A		1	1	50%	2
ACKERMAN CANCER CENTER		2			2
CEDARS-SINAI MEDICAL CENTER			2	100%	2
Piney Grove Nursing and Rehabilitation Center		2			2
PIEDMONT WALTON HOSPITAL		2			2
FLORIDA MEDICAL CLINIC RADIOLOGY DALE MABRY		2			2
ASHLEY PEDIATRICS			2	100%	2
CVS OH4499POCT LYNDHURST		2			2
UHEALTH CARDIOLOGY			2	100%	2
CARELINE PHARMACY AND HEALTHCARE SERVICES		1	1	50%	2
AHC PARIS		2			2
NORTHSIDE FAMILY MEDICINE AND URGENT CARE (HOLLY SPRINGS)		2			2
SUMMIT URGENT CARE PS			2	100%	2
LAKE SUCCESS EXTENDED CARE		2			2
ADVENTHEALTH EAST ORLANDO EMPLOYEE CLINIC		2			2
Good Samaritan Society-Blackduck		1	1	50%	2
RIGHT AT HOME			2	100%	2
MAJESTIC OAKS			2	100%	2
STARR CITY OF ROMA COMMUNITY CENTER			2	100%	2
FLORIDA DEPARTMENT OF HEALTH IN LEE COUNTY		1	1	50%	2
KR AT COLLEGE HARBOR		2			2
PALM BEACH DIABETES & ENDOCRINE SPECIALISTS PA			2	100%	2
DR. G'S URGENT CARE			2	100%	2
MEDEXPRESS URGENT CARE - WOODBURY			2	100%	2
PINARD HOME HEALTH SERVICES INC			2	100%	2
AYASS BIOSCIENCE LLC			2	100%	2
CVS NC3514POCT STANLEY		2			2
INTEAM HEALTH, INC.			2	100%	2
TALLAHASSEE MEMORIAL HEALTHCARE FAMILY MED RESIDENCY			2	100%	2
UF KANAPAH LAB BEAKER		2			2
BLOSSOMS ASSISTED LIVING 1 LLC			2	100%	2
Huntington Health Care and Rehabilitation Center		2			2
PRECISION CLINICAL RESEARCH			2	100%	2
St. Luke's Care Center		2			2
VA OUTPATIENT PHARMACY			2	100%	2
CONCENTRA - PLANT CITY		2			2
CARE 365			2	100%	2
KIDSVILLE PEDIATRICS IV PA		1	1	50%	2
PEACE RIVER MEDICAL CENTER		2			2

# COVID-19: testing by laboratory

Data through Mar 26, 2021 verified as of Mar 27, 2021 at 09:25 AM

Data in this report are provisional and subject to change.

The numbers in the table below represent the number of Florida and non-Florida residents for whom test results were received by the Department of Health. A person can be tested by more than one laboratory and can have both positive and negative results. **Therefore, the sum of the numbers in each column will be larger than the total number of people tested.**

Reporting lab	Inconclusive	Negative	Positive	Percent positive	Total
MEDEXPRESS URGENT CARE - BENTON		2			2
TMH REHABILITATION CENTER		2			2
WISCONSIN STATE LABORATORY OF HYGIENE		1	1	50%	2
NORTH MANATEE HEALTH CARE CENTER			2	100%	2
WE CARE HOME HEALTH SOLUTIONS LLC			2	100%	2
EXCELTOX LABORATORIES LLC		2			2
AFC URGENT CARE GUNBARREL			2	100%	2
LAKEVIEW HEALTH CARE SYSTEM LLC			2	100%	2
CHRISTUS SPOHN HOSPITAL			2	100%	2
ManorCare Rehab Center of Marietta		2			2
PM PEDIATRICS OF BAYSIDE, PLLC - RIVE		2			2
CITRUS DERMATOLOGY			2	100%	2
CVS AZ7841POCT TUCSON		2			2
DESERT HOSPITAL/CPHU CLINICAL LABORATORY			2	100%	2
COOPER CLINIC			2	100%	2
OAKMONT OF UNION SC, LLC		2			2
FASTCARE LLC			2	100%	2
Kroger 400 - The Little Clinic Hartley Bridge Rd		1	1	50%	2
Bedford Care Center of Hattiesburg		2			2
INTEGRATED REGIONAL LABS			2	100%	2
USCG ABBOTT BINAXNOW		1	1	50%	2
CHILDREN'S MEDICAL CENTER-EAST ORLANDO			2	100%	2
CVS IN6559POCT AVON		2			2
METHODIST MANSFIELD MEDICAL CENTER			2	100%	2
MEDEXPRESS - WILMINGTON KIRKWOOD HIGHWAY		2			2
BERNHARDT LABORATORIES INC			2	100%	2
AMEDISYS HOME HEALTH OF GREENVILLE			2	100%	2
SUMMERFIELD RETIREMENT LIVING, INC			2	100%	2
BAYLOR COLLEGE OF MEDICINE			2	100%	2
WHITESANDS OUTPATIENT TREATMENT		2			2
ALL PEDIATRIC CARE PA			2	100%	2
SOUTH BAY CORRECTIONAL FACILITY			2	100%	2
CVS AZ33POCT TEMPE		2			2
POPLAR HEALTHCARE			2	100%	2
DELRAY BEACH HEALTH DEPT LAB			2	100%	2
Lenawee Medical Care Facility		2			2
STANFORD HEALTH CARE ANATOMIC PATHOLOGY & CLINICAL LAB			2	100%	2
US LABS		2			2
WillowBrooke Court at Westminster Village		2			2
CROSSROADS			2	100%	2
Covington Care Nursing and Rehabilitation		2			2
RAJ K PAI MD PA			2	100%	2
NORTHSIDE FAMILY MEDICINE AND URGENT CARE (EAST COBB)		2			2
Medilodge of Monroe		2			2
GULF COAST REGIONAL MEDICAL CARE		2			2
GILA REGIONAL MEDICAL CENTER		2			2

# COVID-19: testing by laboratory

Data through Mar 26, 2021 verified as of Mar 27, 2021 at 09:25 AM

Data in this report are provisional and subject to change.

The numbers in the table below represent the number of Florida and non-Florida residents for whom test results were received by the Department of Health. A person can be tested by more than one laboratory and can have both positive and negative results. **Therefore, the sum of the numbers in each column will be larger than the total number of people tested.**

Reporting lab	Inconclusive	Negative	Positive	Percent positive	Total
ASANTE ROGUE REGIONAL MEDICAL CENTER L		2			2
RAPID MEDLAB (004MO)		2			2
MAGNOLIA ADULT, LLC			2	100%	2
INTERNAL MEDICINE SPECIALISTS MEDICAL GROUP, PA		2			2
Absolut Care at Three Rivers		2			2
EXPRESS PHARMACY INC		1	1	50%	2
MAYO CLINIC GROUP PRACTICE LABORATORY			2	100%	2
MINUTECLINIC DIAGNOSTIC, PA		2			2
Beth Sholom Home of Eastern Virginia		1	1	50%	2
DOCTORS HOSPITAL OF AUGUSTA		2			2
Kroger 777 - The Little Clinic Shelbyville		1	1	50%	2
CARINGPLUS HOMECARE LLC		1	1	50%	2
UPS			2	100%	2
BAYCARE LABORATORIES			2	100%	2
MONICE DR.			2	100%	2
CVS MN663POCT APPLE VALLEY		2			2
QUEST DIAGNOSTICS INCORPORATED			2	100%	2
BELLIN HOSPITAL			2	100%	2
NORTH COUNTRY FAMILY HEALTH CENTER INC		2			2
CVS TX7603POCT SAGINAW		2			2
MEMORIAL HOSPITAL OF CARBONDALE			2	100%	2
GERM BUSTERS 911 LLC			2	100%	2
MINUTECLINIC DIAGNOSTIC OF OHIO #6192		2			2
BIRMINGHAM INTERNAL MEDICINE ASSOCIATE		1	1	50%	2
GOLDSTEIN			2	100%	2
MAINE CENTER FOR DISEASE CONTROL AND PREVENTION			2	100%	2
MEDEXPRESS URGENT CARE - BROOKHAVEN		2			2
MEDEXPRESS URGENT CARE - EWING		2			2
BOCA RATON REGIONAL HOSPITAL INC			2	100%	2
MEDRITE MEDICAL CARE PC		2			2
CVS IL8750POCT CHICAGO		1	1	50%	2
Crowne Health Care of Greenville		2			2
MEDEXPRESS URGENT CARE-MT PLEASANT		1	1	50%	2
STATCARE URGENT AND WALK-IN			2	100%	2
New Jersey Aim At Smg		2			2
EXPRESS CARE WALK-IN CLINIC			2	100%	2
Sevierville Health and Rehabilitation		2			2
CVS OH5457POCT POWELL		2			2
AdventHealth Care Center Orlando North			2	100%	2
FLORIDA DEPARTMENT OF HEALTH IN ESCAMBIA COUNTY		1	1	50%	2
87TH MEDICAL GROUP - MCGUIRE AMBULATORY CARE FACILITY		2			2
LILY PHARMACY		2			2
MEMORIAL HEALTH SYSTEM		1	1	50%	2
CVS MA1945POCT HANOVER		2			2
MERCY CONVENIENT CARE			2	100%	2
GEISINGER MEDICAL CENTER		2			2

# COVID-19: testing by laboratory

Data through Mar 26, 2021 verified as of Mar 27, 2021 at 09:25 AM

Data in this report are provisional and subject to change.

The numbers in the table below represent the number of Florida and non-Florida residents for whom test results were received by the Department of Health. A person can be tested by more than one laboratory and can have both positive and negative results. **Therefore, the sum of the numbers in each column will be larger than the total number of people tested.**

Reporting lab	Inconclusive	Negative	Positive	Percent positive	Total
CVS NV5942POCT LAS VEGAS		2			2
TEXAS HEALTH CARE			2	100%	2
CVS NH2257POCT MANCHESTER		2			2
SOUTHSIDE FAMILY MEDICAL		2			2
MOBILE HEALTH LABS LLC			2	100%	2
NATIONWIDE LABORATORY SERVICES		1	1	50%	2
BOND COMMUNITY HEALTH CENTER			2	100%	2
ADVENTHEALTH IMAGING PARTIN SETTLEMENT			2	100%	2
CHESTERFIELD HEALTHCARE GROUP, INC		2			2
NORTHSIDE HOSPITAL D/B/A ARTHRITIS		2			2
PENSACOLA MEDICAL CLINIC LLC			2	100%	2
VOLUNTEERS OF AMERICA OF FLORIDA			2	100%	2
Kroger 739 - The Little Clinic La Grange Road		2			2
BROOKDALE ALTAMONTE SPRINGS			2	100%	2
NEMOURS CHILDRENS PRIMARY CARE			2	100%	2
WyndRidge Health & Rehabilitation		2			2
CLINICAL REFERENCE LABORATORY, INC		2			2
Kroger 549 - The Little Clinic Clinton Highway		2			2
AFC URGENT CARE CLEVELAND			2	100%	2
U OF MIAMI MILLER SCHOOL OF MEDICINE			2	100%	2
INN AT LAPOSADA,THE			2	100%	2
CROSSTOWN PHARMACY		2			2
BREVARD FAMILY WALK IN CLINIC			2	100%	2
MEDLOGIC, LLC		2			2
EXCUSED ABSENCE PLLC		2			2
Henry County Health and Rehabilitation		2			2
CVS TX7156POCT RICHARDSON		2			2
WALGREENS #13605		2			2
GRASSY SPRAIN PHARMACY INC		2			2
VISITING PHYSICIANS OF THE TREASURE COAST LLC			2	100%	2
URGENT CARE AND SURGERY CENTER			2	100%	2
CVS TX7675POCT RED OAK			2	100%	2
PM PEDIATRICS OF SELDEN, PLLC		2			2
PEACEHEALTH CENTRAL		2			2
JOHN D. ARCHBOLD MEM. HOSPITAL			2	100%	2
INTERNAL MEDICINE ASSOCIATES-DUNELLON			2	100%	2
BROOKSVILLE DIALYSIS			2	100%	2
BRANDYWYNE HEALTH CARE CENTER			2	100%	2
RCA LABORATORY SERVICES LLC			2	100%	2
WARE EXPRESS CARE			2	100%	2
Walgreens #19019		2			2
FLORIDA PRIMARY CARE CENTER PA		2			2
AMERICAN MEDICAL LABORATORIES			2	100%	2
RAPID URGENT CARE - ALBANY			2	100%	2
DOCTOR'S IN-HOUSE LAB/COMMUNITY HEALTH CENTERS OF PINELLAS - JOHNNIE R			2	100%	2
PRIMARY CARE SERVICES AT EDGEWATER		2			2

# COVID-19: testing by laboratory

Data through Mar 26, 2021 verified as of Mar 27, 2021 at 09:25 AM

Data in this report are provisional and subject to change.

The numbers in the table below represent the number of Florida and non-Florida residents for whom test results were received by the Department of Health. A person can be tested by more than one laboratory and can have both positive and negative results. **Therefore, the sum of the numbers in each column will be larger than the total number of people tested.**

Reporting lab	Inconclusive	Negative	Positive	Percent positive	Total
MEDEXPRESS URGENT CARE - WICHITA, N MAIZE RD		1	1	50%	2
TEQUESTA FAMILY MEDICAL CENTER LLC			2	100%	2
DURAND SENIOR CARE & REHAB CENTER		2			2
CENTRAL FLORIDA FAMILY HEALTH CENTER		2			2
RENE F CEDENO DMD PA		2			2
KJ MEDICAL PRACTICE PC		2			2
WEAKLEY COUNTY REHAB AND NURSING CENTER		2			2
MEDEXPRESS URGENT CARE - OMAHA N 72 ST		2			2
LIFETIME FAMILY URGENT CARE			2	100%	2
Kroger 687 - The Little Clinic Sugar Hill		1	1	50%	2
CVS MA137POCT QUINCY		2			2
NEMOURS CHILDREN'S PRIMARY CARE OF VERO BEACH			2	100%	2
ADVENTHEALTH MEDICAL GROUP INTERNAL MEDICINE		2			2
CVS TX5807POCT PEARLAND		2			2
OAKMONT EAST- GREENVILLE SC, LLC		2			2
Green Mountain Nursing and Rehabilitation		2			2
SUNBRIDGE CARE & REHAB FOR DECATUR		2			2
RAINY LAKE MEDICAL CENTER			2	100%	2
Heartland Healthcare Center Boca Raton			2	100%	2
NORTHSIDE HOSPITAL- CHEROKEE		2			2
MINERS COLFAX MEDICAL CENTER		2			2
HUMILITY OF MARY HEALTH PARTNERS			2	100%	2
HAILE MEDICAL GROUP PA		2			2
PREMIER PEDIATRICS LLC			2	100%	2
PHOEBE BERKS HEALTH CARE CENTER		2			2
University Plaza Rehabilitation and Nursing			2	100%	2
COLONIAL VILLA GOOD SAMARITAN CENTER		2			2
PINELLAS CHD - CLEARWATER		1	1	50%	2
Durham VAMC		2			2
CVS MINUTE CLINIC #5836		2			2
MINUTECLINIC MINUTECLINIC #4978		1	1	50%	2
Walgreens #12427		1	1	50%	2
CVS MA1022POCT CAMBRIDGE		2			2
HAWAII DEPARTMENT OF HEALTH			2	100%	2
Buena Vista Care Center		2			2
LEXINGTON PLACE			2	100%	2
INA		1	1	50%	2
MARTIN MEDICAL CENTER INC		1	1	50%	2
MOBILE COUNTY HEALTH DEPARTMENT		1	1	50%	2
OAKBRIDGE TERRACE AT SAE			2	100%	2
WOMENS CARE FLORIDA LLC-LABORATORY		2			2
CARE NOW DENTON			2	100%	2
JACKSONVILLE VA OPC			2	100%	2
HOCHBERG LOWER SCHOOL		2			2
PREMIER MEDICAL LABORATORY			2	100%	2
MEDEXPRESS URGENT CARE - SPRINGFIELD, COOLEY ST		2			2

# COVID-19: testing by laboratory

Data through Mar 26, 2021 verified as of Mar 27, 2021 at 09:25 AM

Data in this report are provisional and subject to change.

The numbers in the table below represent the number of Florida and non-Florida residents for whom test results were received by the Department of Health. A person can be tested by more than one laboratory and can have both positive and negative results. **Therefore, the sum of the numbers in each column will be larger than the total number of people tested.**

Reporting lab	Inconclusive	Negative	Positive	Percent positive	Total
HEALTH FIRST MEDICAL GROUP			2	100%	2
CVS OH4300POCT STRONGSVILLE		2			2
NAVAL MEDICAL CENTER			2	100%	2
CVS MI8091POCT FRASER		2			2
VELOCITY URGENT CARE			2	100%	2
ATHENA CARE RESOURCES LLC		2			2
WAKULLA URGENT CARE & DIAGNOSTIC			2	100%	2
CVS PA4000POCT INDIANA		2			2
ROBERTS WESLEYAN COLLEGE HEALTH CENTE		2			2
Crowne Health Care of Mobile		2			2
UT AUSTIN UNIVERSITY HEALTH SERVICES			2	100%	2
GRANDVIEW COLLEGE STUDENT HEALTH CENTE		2			2
CVS MO5724POCT KANSAS CITY		2			2
The Grand Rehabilitation & Nursing Utica		2			2
OUR LADY OF THE LAKE REGIONAL MEDICAL CENTER			2	100%	2
MEDEXPRESS URGENT CARE - LAWRENCE		2			2
Walgreens #10207		2			2
HOME CARE PHARMACY OF PALM COAST INC		2			2
Warren Center for Rehabilitation and Nursing		2			2
ST. JOSEPH REGIONAL MEDICAL CENTER			2	100%	2
MEASE MANOR MEMORY CARE		2			2
GINKGO-IXLAYER		2			2
NEMOURS CHILDREN'S URGENT CARE LAKE NONA			2	100%	2
METROHEALTH SYSTEM			2	100%	2
SENECA HEALTH CARE CENTER		2			2
Cortland Acres Association		2			2
Luther Acres Manor		2			2
ASCENSION ST VINCENT'S RIVERSIDE			2	100%	2
CHAPPEL GROUP RESEARCH, THE		2			2
Waycross Health and Rehabilitation		2			2
Eugene J. Towbin Healthcare Center		2			2
BIOHEALTH MEDICAL LAB INC			2	100%	2
Walgreens #9890		2			2
CVS SC2497POCT LEXINGTON		2			2
ATVIVO LLC		2			2
SAFE PMC		2			2
MELBOURNE URGENT CARE			2	100%	2
BROOKDALE PALM BEACH GARDENS			2	100%	2
PEDIATRICS IN NORTH FLORIDA PA			2	100%	2
NATIONAL JEWISH HEALTH			2	100%	2
RRMC CREEKSIDE LAB		2			2
MEMORIAL HEALTH UNIVERSITY MEDICAL CENTER			2	100%	2
ATLANTIC DIAGNOSTICS			2	100%	2
PALM BAY COMMUNITY OUTPATIENT CLINIC		2			2
MY PHARMACY			2	100%	2
ARLINGTON DIALYSIS CENTER LLC		2			2

# COVID-19: testing by laboratory

Data through Mar 26, 2021 verified as of Mar 27, 2021 at 09:25 AM

Data in this report are provisional and subject to change.

The numbers in the table below represent the number of Florida and non-Florida residents for whom test results were received by the Department of Health. A person can be tested by more than one laboratory and can have both positive and negative results. **Therefore, the sum of the numbers in each column will be larger than the total number of people tested.**

Reporting lab	Inconclusive	Negative	Positive	Percent positive	Total
MED-LAKE LABORATORY, LLC			2	100%	2
NEBRASKA MEDICAL CENTER			2	100%	2
CVS MA1877POCT NORTON		2			2
SACRED HEART HOSPITAL ON THE EMERALD			2	100%	2
CORTLAND PARK REHABILITATION AND NURSING CENTER		1	1	50%	2
TIFT REGIONAL HLTH SYSTEM, INC DBA SOU		2			2
FLORIDA MEDICAL CLINIC CARDIOLOGY-ZH			2	100%	2
FLORIDA MEDICAL CLINIC, LLC			2	100%	2
CARESPOT URGENT CARE		1	1	50%	2
EXCEPTIONAL EMERGENCY CENTER - AMARILLO			2	100%	2
ROYAL OAK MEDICAL CENTER LLC DBA CHARACTER FAMILY			2	100%	2
Oakmont of Katy Nursing and Rehabilitation		2			2
FEDERAL CORRECTIONAL INSTITUTION MARIANNA			2	100%	2
MINUTECLINIC DIAGNOSTIC OF NEVADA-9586		1	1	50%	2
HEALTH GROUP CENTER INC			2	100%	2
MEDEXPRESS URGENT CARE - LINCOLN N 26T		2			2
EASTERN NIAGARA HOSPITAL		2			2
DALLAS VA MEDICAL CENTER - VA NORTH TEXAS HEALTH CARE SYSTEM			2	100%	2
Imboden Creek Living Center		2			2
KANSAS CITY VA MEDICAL CENTER			2	100%	2
JASPER MEMORIAL HOSPITAL		1	1	50%	2
CVS NC2559POCT CHARLOTTE		2			2
BAPTIST HOSPITAL LABORATORY			2	100%	2
WALGREENS #05477		2			2
VILLAGES HEALTH SYSTEM, LLC, THE			2	100%	2
NATHAN LITTAUER HOSPITAL LAB		2			2
HCA HOUSTON ER 24/7			2	100%	2
RIVERSIDE METHODIST HOSPITAL LAB			2	100%	2
MIDWAY SPECIALTY CARE CENTER INC		2			2
CONEMAUGH MEMORIAL MEDICAL CENTER		2			2
DASCENA LAB			2	100%	2
CVS OH6185POCT PICKERINGTON		2			2
DOCTORS CARE OF PALM COAST			2	100%	2
BAPTIST HEALTH LEXINGTON			2	100%	2
Colonial Manor Nursing and Rehabilitation Center		2			2
MEDEXPRESS URGENT CARE - CHERRY HILL		2			2
MEMORIAL HERMANN			2	100%	2
Avanti Wellness and Rehab			2	100%	2
VAULT HEALTH			2	100%	2
PALM CITY NURSING AND REHAB CENTER			2	100%	2
MEDEXPRESS URGENT CARE - MYLAN			2	100%	2
SYLVAN NURSING			2	100%	2
GALEN BAYLOR EXTENSION		2			2
UT PATH			2	100%	2
CVS CT288POCT BRISTOL		2			2
MINUTECLINIC DIAG OF IND, LLC #6250		2			2

# COVID-19: testing by laboratory

Data through Mar 26, 2021 verified as of Mar 27, 2021 at 09:25 AM

Data in this report are provisional and subject to change.

The numbers in the table below represent the number of Florida and non-Florida residents for whom test results were received by the Department of Health. A person can be tested by more than one laboratory and can have both positive and negative results. **Therefore, the sum of the numbers in each column will be larger than the total number of people tested.**

Reporting lab	Inconclusive	Negative	Positive	Percent positive	Total
POMERENE HOSPITAL			2	100%	2
OCALA REGIONAL KIDNEY CENTER-WEST			2	100%	2
CONCENTRA - ORLANDO SOUTH II		2			2
WELL HEALTH LABS			2	100%	2
NORTHSIDE HOSPITAL DULUTH		1	1	50%	2
SANFORD REGIONAL HOSPITAL WORTHINGTON		2			2
PATIENT FIRST MEDICAL CENTER-CARYTOWN			2	100%	2
Virginia Gay Nursing and Rehab		2			2
ROUTE 16 PHARMACY LLC DBA HOLLAND PHAR		2			2
DELAWARE DIAGNOSTICS LABS			2	100%	2
BFT LAB			2	100%	2
Kroger 020 - The Little Clinic Wheat Ridge		2			2
COX HEALTH SOUTH LAB		1	1	50%	2
SWEDISH COVENANT HOSPITAL			2	100%	2
MAGNOLIA MANOR OF COLUMBUS		2			2
Granville Center	1	1			2
SMITH NORTHVIEW HOSPITAL LAB			2	100%	2
CVS MA2125POCT NATICK		1	1	50%	2
ASSOCIATES IN UROGYNECOLOGY MD LLC		2			2
CVS NJ2508POCT MANALAPAN		2			2
LAWRENCE GENERAL HOSPITAL			2	100%	2
LACORP		1	1	50%	2
FLORIDA MEDICAL CENTER OF CLEARWATER		2			2
GRACE HEALTHCARE OF LAKE WALES		1	1	50%	2
NEXTCARE WYOMING LLC			2	100%	2
DNA DIAGNOSTICS CENTER		2			2
UNIVERSITY OF MIAMI SCCC RESEARCH LABORATORY			2	100%	2
SOUTHERN TENNESSEE MEDICAL CENTER			2	100%	2
TMH PHYSICIAN PARTNERS MONTICELLO		1	1	50%	2
441 URGENT CARE-MULBERRY			2	100%	2
JEFFERSON WASHINGTON TOWNSHIP HOSPITAL		2			2
SAWGRASS PEDIATRIC PARTNERS LLC			2	100%	2
UNIVERSTIY OF ILLINOIS HOSPITAL			2	100%	2
AUGUSTA HEALTH SKILLED CARE			2	100%	2
CARE ATC SUN HYDRAULICS TALLAVAST			2	100%	2
The Palms Nursing and Rehabilitation		1	1	50%	2
HACKENSACK MERIDIAN URGENT CARE, PC		2			2
Kroger 441 - The Little Clinic Middletown		2			2
MEDEXPRESS URGENT CARE, HANOVER		2			2
MIDLAND MEMORIAL HOSPITAL			2	100%	2
IN & OUT URGENT CARE METAIRIE			2	100%	2
AZALEA HEALTH AND REHABILITATION		2			2
UNM SANDOVAL REGIONAL MEDICAL CENTER		2			2
SHELBYVILLE HOSPITAL COMPANY		2			2
CVS NH6596POCT HAMPTON		2			2
CITY OF NEW YORK DEPARTMENT OF HEALTH			2	100%	2



# COVID-19: testing by laboratory

Data through Mar 26, 2021 verified as of Mar 27, 2021 at 09:25 AM

Data in this report are provisional and subject to change.

The numbers in the table below represent the number of Florida and non-Florida residents for whom test results were received by the Department of Health. A person can be tested by more than one laboratory and can have both positive and negative results. **Therefore, the sum of the numbers in each column will be larger than the total number of people tested.**

Reporting lab	Inconclusive	Negative	Positive	Percent positive	Total
FRASER MEMORIAL HOSPITAL		1	1	50%	2
WEST FLORIDA MEDICAL ASSOCIATES, PA			2	100%	2
CARTERSVILLE MEDICAL CENTER			2	100%	2
Elba Nursing and Rehabilitation Center, LLC		2			2
CVS AZ5892POCT LAVEEN		2			2
HEALTH EXPRESS URGENT CARE			2	100%	2
Manor Care-Kingston Court of York PA, LLC		2			2
COBLESKILL REGIONAL HOSPITAL		2			2
KAISER SUNNYSIDE MEDICAL CTR LAB		2			2
CANDLER HOSPITAL PATHOLOGY LABORATORY		2			2
MINUTECLINIC DIAGNOSTIC PA #7110		2			2
UW HOSPITAL AND CLINICS		1	1	50%	2
COUNTRY COTTAGE		2			2
EVERYBODY'S FAMILY CLINIC		2			2
FHCP ASC - ORANGE CITY			2	100%	2
MEDEXPRESS URGENT CARE - SOUTH CHARLESTON		2			2
HEARTLAND HOME HEALTH CARE		2			2
RABI SINHA, MD		2			2
TENNESSEE VALLEY HCS			2	100%	2
MIDDLE TENN MENTAL HEALTH INSTITUTE		2			2
KEY WEST HMA PHYSICIAN MANAGEMENT, LLC			2	100%	2
MCLAREN REGIONAL MEDICAL CENTER			2	100%	2
NEWTON MEMORIAL HOSPITAL		2			2
BAY CORRECTIONAL AND REHABILITATION FACILITY			2	100%	2
WALGREENS #06583		2			2
ACCESS MEDICAL GROUP OF FLORIDA CITY			2	100%	2
WELLSTAR COBB HOSPITAL		1	1	50%	2
MINUTECLINIC DIAGNOSTIC, PA #10252		2			2
MOUNT SINAI MEDICAL CENTER OF FLORIDA, INC			2	100%	2
BLUEWATER TOXICOLOGY			2	100%	2
CVS AZ7075POCT CHANDLER		2			2
Edinboro Manor		2			2
MAJESTIC GUARDIANS			2	100%	2
PM PEDIATRICS OF BAYSIDE, PLLC - MANHASSET		2			2
BD MEDICAL SYSTEMS			2	100%	2
PRIMARY HEALTH CARE ASSOCIATES INC			2	100%	2
SUNNYSIDE MANOR		2			2
ATLAS GENOMICS			2	100%	2
Greystone Nursing and Rehab, LLC			2	100%	2
THE EDGEWATER AND WATERMAN VILLAGE			2	100%	2
VISTACARE PHARMACY I		2			2
MEMORIAL HERMANN CONSOLIDATED LABORATORY SERVICES			2	100%	2
DAYTON CHILDRENS HOSPITAL LAB			2	100%	2
CORE OCCUPATIONAL RESOURCES, LLC			2	100%	2
NORTHEAST FLORIDA HEALTH SERVICES, INC DBA FAMILY HEALTH SOURCE			2	100%	2
Van Wert Manor		2			2

# COVID-19: testing by laboratory

Data through Mar 26, 2021 verified as of Mar 27, 2021 at 09:25 AM

Data in this report are provisional and subject to change.

The numbers in the table below represent the number of Florida and non-Florida residents for whom test results were received by the Department of Health. A person can be tested by more than one laboratory and can have both positive and negative results. **Therefore, the sum of the numbers in each column will be larger than the total number of people tested.**

Reporting lab	Inconclusive	Negative	Positive	Percent positive	Total
Birchaven		2			2
SPRINGFIELD HOSPITAL LABORATORY			2	100%	2
SOUTHERN SURGICAL ARTS		2			2
ST. ELIZABETH HEALTHCARE			2	100%	2
CITRUS PARK			2	100%	2
NORTH OKALOOSA PHYSICIAN GRP - WALK IN CLINIC			2	100%	2
GULF COAST MEDICAL CENTER RESPIRATORY CARE			2	100%	2
MAWD PATHOLOGY GROUP			2	100%	2
NORTHSIDE FAMILY MEDICINE AND URGENT CARE (CUMMING)		2			2
CVS NM7242POCT ALBUQUERQUE		2			2
CVS SC7567POCT BOILING SPRINGS		1	1	50%	2
ADVANCED FOOT AND ANKLE OF INDIAN RIVER		2			2
OPTUM PRIMARY CARE		1	1	50%	2
ST LUKES HOSPITAL			2	100%	2
Mitchell Hollingsworth Nursing and Rehab		2			2
Essex Center for Rehabilitation and Healthcare		2			2
BMC/JACSONVILLE		1	1	50%	2
THE WINDSOR ORTEGA		2			2
TENNESSEE DEPARTMENT OF HEALTH (TDH) - REGIONAL LABORATORY			2	100%	2
POINT OF CARE PRIVATE HEALTH MANAGEMENT			2	100%	2
MIDDLEBURG PEDIATRICS			2	100%	2
MINUTE CLINIC DIAGNOSTIC OF KANSAS PA		2			2
TGH Brandon Healthplex Laboratory			2	100%	2
MEDEXPRESS URGENT CARE-WILKINS TOWNSHIP, WILLIAM PENN HIGHWAY		2			2
CSS- TWELVE OAKS			2	100%	2
NEIGHBORCARE PHARMACY SERVICES		2			2
Iowa Veterans Home		2			2
JUPITER PEDIATRIC ASSOCIATES, PA		1	1	50%	2
UWMC MONTLAKE DEPT OF LAB MED			2	100%	2
RICHICHI FAMILY HEALTH			2	100%	2
ASCENSION ST MICHAEL'S HOSPITAL LAB		1	1	50%	2
NYUMC CLINICAL LABORATORIES			2	100%	2
WELLNESS MEDICAL CLINIC			2	100%	2
WASHINGTON STATE DEPARTMENT OF HEALTH PUBLIC HEALTH LABORATORIES			2	100%	2
WESTMINSTER SUNCOAST			2	100%	2
TULANE MEDICAL CENTER			2	100%	2
NORTH DAKOTA VETERANS HOME		2			2
ILLINOIS DEPT OF PUBLIC HEALTH LABS			2	100%	2
DEPT OF HEALTH			2	100%	2
ORMOND BEACH URGENT CARE			2	100%	2
Walgreens #9278		2			2
DEER'S HEAD CENTER		2			2
MADISON HOSPITAL LABORATORY			2	100%	2
LABCORP OF AMERICA HOLDINGS		1	1	50%	2
SPECTRA EAST INC		1	1	50%	2
AFC/DOCTORS EXPRESS NORTH BERGEN		2			2

# COVID-19: testing by laboratory

Data through Mar 26, 2021 verified as of Mar 27, 2021 at 09:25 AM

Data in this report are provisional and subject to change.

The numbers in the table below represent the number of Florida and non-Florida residents for whom test results were received by the Department of Health. A person can be tested by more than one laboratory and can have both positive and negative results. **Therefore, the sum of the numbers in each column will be larger than the total number of people tested.**

Reporting lab	Inconclusive	Negative	Positive	Percent positive	Total
CVS NV8784POCT LAS VEGAS		1	1	50%	2
GENETIC ASSAYS INC			2	100%	2
BROOKS -TLC HOSPITAL SYSTEM			2	100%	2
SOUTHEASTERN INSTITUTE OF RESTORATIVE MEDICINE		1	1	50%	2
LEGACY LABORATORY SERVICES			2	100%	2
IM&P WELLNES CENTER			2	100%	2
Kroger 130 - The Little Clinic Colorado Springs		2			2
MILFORD REGIONAL HOSPITAL			2	100%	2
TLC MEDICAL			2	100%	2
NEW BRIDGE MEDICAL CENTER		2			2
Stillwater Healthcare		2			2
HEALTH PARTNERS REGIONAL HOSPITAL			2	100%	2
RIVER CITY MEDICAL ASSOCIATES, INC			2	100%	2
UHEALTH CORAL SPRINGS			2	100%	2
Kroger 426 - The Little Clinic Suwanee		2			2
PPD CLINICAL RESEARCH UNIT			2	100%	2
Kroger 672 - The Little Clinic Bill Kennedy & Glenwood		2			2
Beecher Manor Nursing and Rehabilitation Center		2			2
CVS PA7132POCT THORNDALE		2			2
BAYLOR SCOTT & WHITE COMPREHENSIVE WOUND			2	100%	2
JUST BELIEVE RECOVERY CENTER			2	100%	2
CIGNA GATEWAY			2	100%	2
CRUC CMCH-COVID-19		2			2
Kroger 412 - The Little Clinic Oxford		2			2
HEALTH & REHAB CTR AT DOLPHINS VIEW, THE			2	100%	2
SPRINGS MEDICAL LAB		1	1	50%	2
YOUTH AND YOU, INC		2			2
Church Creek SNF			2	100%	2
CVS NV5286POCT HENDERSON		2			2
HCR MANOR CARE SERVICES OF FLORIDA III INC		2			2
ST JOSEPHS HOSPITAL PATHOLOGY LAB		2			2
APC PEDIATRICS			2	100%	2
JMC TALLAHASSEE, LLC			2	100%	2
MEDICAL CENTER, THE		2			2
JORDAN VALLEY MEDICAL CENTER			2	100%	2
ST. MARY'S MEDICAL CENTER EVANSVILLE, INC			2	100%	2
DEKALB MEDICAL CENTER LABORATORY			2	100%	2
SOMA MEDICAL CENTER P.A. #4			2	100%	2
CVS M08581POCT BLUE SPRINGS		1	1	50%	2
WALGREENS #15495		1	1	50%	2
PM PEDIATRICS OF BAYSIDE PLLC - HOPEWELL JUNCTION		2			2
SANTA ROSA COUNTY HEALTH DEPARTMENT			2	100%	2
VALUE DRUGS GREENLAWN INC		2			2
BERGEN COUNTY SURGICAL AND ENDOSCOPY CENTER		2			2
DALLAS MEDICAL CENTER			2	100%	2
The Friendly Home		2			2

# COVID-19: testing by laboratory

Data through Mar 26, 2021 verified as of Mar 27, 2021 at 09:25 AM

Data in this report are provisional and subject to change.

The numbers in the table below represent the number of Florida and non-Florida residents for whom test results were received by the Department of Health. A person can be tested by more than one laboratory and can have both positive and negative results. **Therefore, the sum of the numbers in each column will be larger than the total number of people tested.**

Reporting lab	Inconclusive	Negative	Positive	Percent positive	Total
WALKONCLINIC			2	100%	2
UNIVERSITY COMMUNITY HEALTH SERVICES		1	1	50%	2
Cooperstown Center for Nursing and Rehabilitation		2			2
FIRST CHOICE MEDICAL PC			2	100%	2
VALUE DRUGS BRONXVILLE INC		2			2
INSPIRIT SENIOR LIVING			2	100%	2
MIAMI DADE MEDICAL RESEARCH INSTITUTE			2	100%	2
CVS IN6572POCT INDIANAPOLIS		2			2
UTMB PATHOLOGY CLINICAL SERVICES LABORATORY			2	100%	2
FLORIDA KEYS PED & ADOLES CTR			2	100%	2
CLEVELAND CLINIC IMAGING			2	100%	2
HAPPY KIDZ PEDIATRICS PL		1	1	50%	2
WillowBrooke Court at Southampton Estates		2			2
UNITED MEMORIAL MEDICAL CENTER			2	100%	2
PALM BEACH DIGESTIVE ASSOCIATES			2	100%	2
SHORE MEDICAL CENTER		2			2
UPSON REGIONAL MEDICAL CENTER		1	1	50%	2
RURAL/METRO MIDSOUTH,		2			2
MD NOW URGENT CARE CENTER INC.			2	100%	2
VA Greater LA HCS-Santa Maria OPC			2	100%	2
MEDICAL ASSOCIATES OF BREVARD DR S VYAS			2	100%	2
BIOMAT USA			2	100%	2
JBSA-SAM HOUSTON			2	100%	2
EASTSIDE MEDICAL CENTER		2			2
Cedar Valley Nursing & Rehab Center		2			2
HELEN HAYES HOSPITAL LABORATORY		2			2
PREMIER MOBILE HEALTH SERVICES, LLC			2	100%	2
CVS IL7017POCT BLOOMINGTON		2			2
MEDEXPRESS URGENT CARE - MARTINSVILLE		2			2
MEDEXPRESS URGENT CARE - ROSS TOWNSHIP		2			2
FAMILY CARE SPECIALISTS OF ORLANDO			2	100%	2
IN AND OUT URGENT CARE			2	100%	2
LAKE BALDWIN			2	100%	2
APALACHEE CENTER INC		2			2
RHODE ISLAND DEPARTMENT OF HEALTH LABORATORIES			2	100%	2
Great Lakes Health Center			2	100%	2
University Center East			2	100%	2
NORTH MCALLEN PEDIATRIC CENTER			2	100%	2
UNIVERSITY HOSPITAL OF BROOKLYN		2			2
KEATING SPORTS CENTER		2			2
LINIL VISITING NURSES, INC		2			2
EXPRESSCARE URGENT CARE CENTER			2	100%	2
SCDHEC BUREAU OF LABORATORIES			2	100%	2
VA SALT LAKE CITY HCS		2			2
THE CENTER FOR DISCOVERY		2			2
CVS OH3329POCT LAKEWOOD		2			2

# COVID-19: testing by laboratory

Data through Mar 26, 2021 verified as of Mar 27, 2021 at 09:25 AM

Data in this report are provisional and subject to change.

The numbers in the table below represent the number of Florida and non-Florida residents for whom test results were received by the Department of Health. A person can be tested by more than one laboratory and can have both positive and negative results. **Therefore, the sum of the numbers in each column will be larger than the total number of people tested.**

Reporting lab	Inconclusive	Negative	Positive	Percent positive	Total
MERCY HEALTH			2	100%	2
DOCTORS MEDICAL CTR OF WALTON COUNTY			2	100%	2
MEDICAL ASSOCIATES OF BREVARD LLC		1	1	50%	2
SPRINGHILL SENIOR RESIDENCE		2			2
BUFFALO CROSSINGS HEALTHCARE AND REHABILITATION CENTER			2	100%	2
Lake Charles Healthcare LLC dba Landmark Lake Charles			2	100%	2
SIGNAL DIAGNOSTICS DBA FLOWHEALTH LABS			2	100%	2
GOUVERNEUR HOSPITAL LABORATORY		2			2
UNIVERSITY OF MISSOURI HEALTH CARE			2	100%	2
RAPID RESULT CORP LLC		1	1	50%	2
VAULT MEDICAL SERVICES		1	1	50%	2
Eagle Health and Rehabilitation		2			2
VALLEY BAPTIST MEDICAL CENTER: BROWNSVILLE			2	100%	2
SOUTH TAMPA AFTER HOURS CLINIC			2	100%	2
SIMPLY HEALTHCARE AND WELLNESS CLINIC, PC			2	100%	2
CATSKILL REGIONAL MEDICAL CENTER		2			2
Alden Des Plaines			2	100%	2
MEDEXPRESS URGENT CARE - SPRINGDALE, S 40TH STREET		2			2
UVA HEALTH SYSTEM MEDICAL LABORATORIES			2	100%	2
CVS MA969POCT PALMER		2			2
Providence VAMC		2			2
GREEN POINT RX INC DBA ALTRU CHEMISTS		2			2
LIFESPRING COMMUNITY HEALTH		2			2
LAB CORP OF AMER SAN DIEGO			2	100%	2
HUMC		1	1	50%	2
JACKSON LABORATORY OF GENOMIC MEDICINE		2			2
SOWAL HEALTH & DRUG			2	100%	2
RIVERVIEW MEDICAL CLINIC		2			2
INSPIRE HEALTHCARE CENTER			2	100%	2
PT&J REHAB LLC		1	1	50%	2
LOWELL GENERAL HOSPITAL			2	100%	2
MEASE COUNTRYSIDE HOSPITAL CARDIAC REH			2	100%	2
Manor At Perrysburg		2			2
CARTER BLOOD CARE			2	100%	2
Kroger 127 - The Little Clinic Lakewood-Alameda		2			2
PALM MEDICAL CENTER - PLANT CITY		2			2
WILSON MEMORIAL HOSPITAL			2	100%	2
ADVOCATE SHERMAN HOSPITAL			2	100%	2
MEDICAL CENTER LABORATORY			2	100%	2
ENVOY OF FORK UNION, LLC DBA ENVOY AT THE VILLAGE		2			2
CONWAY MEDICAL CENTER			2	100%	2
CVS MA41POCT TAUNTON		2			2
FL DEPT OF HEALTH MARION COUNTY MOBILE HEALTH UNIT			2	100%	2
Parkridge Specialty Care		2			2
NORTHWEST MEDICAL CENTER LABORATORY		2			2
PLAINS REGIONAL MEDICAL CENTER		2			2

# COVID-19: testing by laboratory

Data through Mar 26, 2021 verified as of Mar 27, 2021 at 09:25 AM

Data in this report are provisional and subject to change.

The numbers in the table below represent the number of Florida and non-Florida residents for whom test results were received by the Department of Health. A person can be tested by more than one laboratory and can have both positive and negative results. **Therefore, the sum of the numbers in each column will be larger than the total number of people tested.**

Reporting lab	Inconclusive	Negative	Positive	Percent positive	Total
ADVENTIST HINSDALE HOSPITAL LABORATORY			2	100%	2
CVS IN6608POCT NEW PALESTINE			2	100%	2
PRIMACARE MEDICAL LAKEWOOD			2	100%	2
LONG, SARAH		1	1	50%	2
MEDEXPRESS URGENT CARE - BRIDGEVILLE		2			2
ADVANCE FAMILY PRACTICE LLC□			2	100%	2
SELECT MEDICAL CLINIC			2	100%	2
FIRST PREVENTION AND DIALYSIS CENTER LLC			2	100%	2
MEDSTAR HARBOR HOSPITAL			2	100%	2
SOUTHEAST GEORGIA HEALTH SYSTEM			2	100%	2
TEXAS REGIONAL ASTHMA & ALLERGY CENTER			2	100%	2
CVS CA8861POCT BUENA PARK		2			2
GASTROENTEROLOGY ASSOCIATES			2	100%	2
CENTRAL ARKANSAS VETERANS HEALTHCARE SYSTEM - VETERANS AFFAIRS			2	100%	2
DRR JMC URGENT CARE DONALD ROSS			2	100%	2
MIDWAY PRIMARY CARE LLC		2			2
ADVANCED MEDICAL CARE			2	100%	2
COASTAL MEDICAL LAB			2	100%	2
WATERS PEDIATRIC CENTER			2	100%	2
ROCKEFELLER UNIVERSITY CLINICAL GENOMICS LABORATOR		2			2
Crestwood Nursing Center		1	1	50%	2
CVS OH3980POCT KENT		2			2
WEST COAST PEDIATRICS			2	100%	2
NOVA SOUTHEASTERN UNIVERSITY - STUDENT MEDICAL CTR			2	100%	2
Kroger 477 - The Little Clinic Fort Mitchell		2			2
BAPTIST HEALTHCARE - LAKEVIEW CENTER INC		2			2
MEMORIAL HOSPITAL OF SOUTH BEND			2	100%	2
MEDERI CARETENDERS		1	1	50%	2
Alden Terrace of McHenry			2	100%	2
JOHNSON CITY MEDICAL CENTER		1	1	50%	2
CHI MEMORIAL PRIMARY CARE ASSOCIATES-A		2			2
PALM COAST DIALYSIS		2			2
DUKE HEALTH REGIONAL HOSPITAL			2	100%	2
BAPTIST HOSPITAL PRIMARY CARE GULF BREEZE			2	100%	2
ASPIRUS RIVERVIEW HOSPITAL & CLINICS INC		1	1	50%	2
ELMHURST MEMORIAL HOSPITAL			2	100%	2
BAYSHORE MEDICAL CENTER			2	100%	2
THE RIM URGENT CARE			2	100%	2
Good Samaritan Society Waukon		2			2
BAYSTATE MEDICAL CENTER		1	1	50%	2
AUSTIN REGIONAL CLINIC MICROBIOLOGY LAB			2	100%	2
JULIE STAATS DO		2			2
FLORIDA MEDICAL CENTER			2	100%	2
Garden Isle Healthcare and Rehabilitation Center		2			2
SANIBEL MEDICAL CLINIC			2	100%	2
The Suites at Western Home Communities		2			2

# COVID-19: testing by laboratory

Data through Mar 26, 2021 verified as of Mar 27, 2021 at 09:25 AM

Data in this report are provisional and subject to change.

The numbers in the table below represent the number of Florida and non-Florida residents for whom test results were received by the Department of Health. A person can be tested by more than one laboratory and can have both positive and negative results. **Therefore, the sum of the numbers in each column will be larger than the total number of people tested.**

Reporting lab	Inconclusive	Negative	Positive	Percent positive	Total
LABTOX LABORATORIES			2	100%	2
MEDEXPRESS URGENT CARE-SALINA, S 9TH ST		2			2
STOP URGENT CARE			2	100%	2
DIVERSE MEDICAL CARE LLC			2	100%	2
SWEETWATER NURSING CENTER		2			2
CVS MA920POCT CLINTON		2			2
UNIVERSITY OF MARYLAND MEDICAL CENTER			2	100%	2
TWIN LAKES REHAB & HEALTHCARE		2			2
AMICUS MEDICAL CENTER LLC			2	100%	2
Holiday Retirement Home			2	100%	2
PARKLAND HEALTH & HOSPITAL			2	100%	2
MEDEXPRESS URGENT CARE - RUNNEMEDE		1	1	50%	2
UC CORAL GABLES			2	100%	2
ADVANCED MEDICAL OF FLORIDA			2	100%	2
EVENING PEDIATRICS INC		1	1	50%	2
VALLEY MEDICAL LABORATORY			2	100%	2
REGIONS HOSPITAL LABORATORY			2	100%	2
DELRAY BEACH HEALTH CENTER			2	100%	2
KIVA AT MOUNT DORA			2	100%	2
RUST MEDICAL CENTER		2			2
PRONTO URGENT CARE			2	100%	2
RAPID MD			2	100%	2
CDK LIBERTY ENTERPRISES, LLC		2			2
BAYCARE OUTREACH LAB WH SOUTH			2	100%	2
BAYCARE OUTREACH LAB			2	100%	2
FLORIDA MENTOR FAULKNER GROUP HOME			2	100%	2
OSF ST JOSEPH MEDICAL CENTER			2	100%	2
BLACKBAG DIGITAL HEALTH LLC		2			2
WELLMED AT SOUTH STUART		2			2
MOORE CLINICAL RESEARCH INC			2	100%	2
FLORIDA COMMUNITY HEALTH CENTERS, INC.			2	100%	2
MERCY HEALTH LAB		1	1	50%	2
107TH PLACE GROUP HOME		2			2
LIFT HEALTH		2			2
INSTANT MEDICAL CARE CENTER		1	1	50%	2
MEDAILLE COLLEGE WELLNESS CENTER		2			2
Iron County Medical Care Facility		2			2
SOUTHERN BREEZE HEALTHCARE		1	1	50%	2
Chatham Nursing and Rehab Center		2			2
PALMETTO FAMILY HEALTH CENTER			2	100%	2
A+ URGENT/PRIMARY CARE			2	100%	2
TRUE HEALTH INC			2	100%	2
CPL LABS			2	100%	2
Providence of Sparta Health and Rehabilitation		2			2
ACCESS MEDICAL GROUP OF TAMPA II, INC		2			2
FLORIDA CLINICAL LABORATORY INC			2	100%	2

# COVID-19: testing by laboratory

Data through Mar 26, 2021 verified as of Mar 27, 2021 at 09:25 AM

Data in this report are provisional and subject to change.

The numbers in the table below represent the number of Florida and non-Florida residents for whom test results were received by the Department of Health. A person can be tested by more than one laboratory and can have both positive and negative results. **Therefore, the sum of the numbers in each column will be larger than the total number of people tested.**

Reporting lab	Inconclusive	Negative	Positive	Percent positive	Total
ARCPPOINT LABS OF ALTAMONTE SPRINGS			2	100%	2
SUNCOAST BLOOD BANK			2	100%	2
MINUTECLINIC #1773		2			2
CLEVELAND CLINIC FLORIDA LABORATORY			2	100%	2
PUBLIC HEALTH LABORATORY	1		1	50%	2
FLORIDA SCHOOL FOR THE DEAF & BLIND			2	100%	2
PALM WEST INTERNIST PA			2	100%	2
Timber Ridge Health Care Center			2	100%	2
MAIN STREET MEDICAL CENTERS		2			2
LEE COMMUNITY HEALTHCARE INC DUNBAR		2			2
SUNSHINE PHARMACY		2			2
SHELL POINT HOME HEALTH			2	100%	2
MANSFIELD MEDICAL LODGE			2	100%	2
EMORY JOHNS CREEK HOSPITAL		2			2
Macon Valley Nursing and Rehabilitation Center		2			2
SPECTRUM HEALTH			2	100%	2
CVS AZ5477POCT SURPRISE		2			2
ST JOHN'S RIVERSIDE HOSPITAL		2			2
Camellia Gardens		2			2
CATHOLIC HEALTH LABORATORY SERVICES		2			2
WURLAND NURSING AND REHABILITATION, L		2			2
PARKRIDGE MEDICAL CENTER			2	100%	2
MAYO CLINIC BEACHES PRIMARY CARE CTR		2			2
SKIN WELLNESS PHYSICIANS LLC		2			2
EASTSIDE SPORTS COMPLEX			2	100%	2
VA CBOC			2	100%	2
STATE OF FLORIDA			2	100%	2
ADVENTHEALTH MEDICAL GROUP FAMILY AND INTERNAL		1	1	50%	2
OMEGA RESEARCH CONSULTANTS			2	100%	2
ESCANDON DIAGNOSTIC CLINIC			2	100%	2
Englewood Health Care Center		2			2
ST JOSEPH'S HOSPITAL INC			2	100%	2
MAYO CLINIC COUMADIN CLINIC LABORATORY		1	1	50%	2
EASTERN NEW MEXICO UNIVERSITY STUDENT		2			2
HPH HOME CARE		1	1	50%	2
LANGLEY DIALYSIS			1	100%	1
YORK HOSPITAL: MICROBIOLOGY			1	100%	1
WALGREENS #06025		1			1
CHILDRENS SPECIALIST PEDIATRIC PULMMOLOGY &			1	100%	1
Fulton County Medical Center Long Term Care			1	100%	1
WALGREENS #5130			1	100%	1
GARDENS PEDIATRICS LAB			1	100%	1
CHI ST VINCENT LITTLE ROCK DIAGNOSTIC CLINIC			1	100%	1
KNOX COMMUNITY HOSPITAL			1	100%	1
NOVANT HEALTH PRINCE WILLIAM WELLNESS CENTER			1	100%	1
GAMMA HEALTHCARE, INC		1			1



# COVID-19: testing by laboratory

Data through Mar 26, 2021 verified as of Mar 27, 2021 at 09:25 AM

Data in this report are provisional and subject to change.

The numbers in the table below represent the number of Florida and non-Florida residents for whom test results were received by the Department of Health. A person can be tested by more than one laboratory and can have both positive and negative results. **Therefore, the sum of the numbers in each column will be larger than the total number of people tested.**

Reporting lab	Inconclusive	Negative	Positive	Percent positive	Total
CLEVELAND CLINIC OUTPATIENT LABORATORY			1	100%	1
AML DIAGNOSTICS- ADV TESTING IN METABOLIC MEDICINE			1	100%	1
SOUTHWEST FLORIDA DIVISION LAB			1	100%	1
HUNTERS CREEK MEDICAL ASSOCIATES PA		1			1
GENESIS HEALTH SYSTEM			1	100%	1
COMMUNITY CARE CENTER		1			1
SJMC PHYSICIAN SERVICES			1	100%	1
NABI		1			1
HIGH DESERT COURT GROUP HOME			1	100%	1
MEDEXPRESS URGENT CARE - WAYNESBURG		1			1
MEDICAL LIFE-INC GUIDEWELL EMERGENCY MEDICINE			1	100%	1
WESTEX URGENT CARE, PLLC			1	100%	1
CAPSTONE REHABILITATION AND HEALTHCARE		1			1
ADVANCE HEALTH AND WELLNESS SOLUTIONS			1	100%	1
WELLCARE URGENT CARE			1	100%	1
WALMART PHARMACY 10-4554		1			1
DIMMIT REGIONAL HOSPITAL			1	100%	1
ALBUQUERQUE INDIAN HEALTH CENTER		1			1
WALK IN MEDICAL URGENT CARE PC		1			1
Melbourne Terrace Rehabilitation Center			1	100%	1
Miller Health Care Center			1	100%	1
AMERICA'S ER SITE 002 LLC			1	100%	1
BOND COUNTY HEALTH DEPARTMENT			1	100%	1
MBMG OF WINTER HAVEN			1	100%	1
SOUTHWESTERN VERMONT MEDICAL CENTER			1	100%	1
URGENT DOC -NACOGODOCHES CLINIC			1	100%	1
MID-FLORIDA PATHOLOGY LLC		1			1
LABORATORIO MEDICO CENTRAL CONDOMINO MD			1	100%	1
FAMILY & INTERNAL MEDICINE CENTER		1			1
CARSON NURSING AND REHABILITATION CENTER		1			1
FAMILY PRACTICE OF CENTRAL FLORIDA PA			1	100%	1
AFFILIATED LABORATORIES INC			1	100%	1
Crisp Regional Nursing and Rehab Center		1			1
Wildwood Healthcare		1			1
SC-GA2018 MCCORMICK REHAB & HEALTHCARE		1			1
MARINA DEL REY HOSPITAL LAB			1	100%	1
BAPTIST HEALTH PRIMARY CARE AT CUTLER BAY			1	100%	1
BGB SUMMIT MEDICAL GROUP		1			1
CAH ACQUISITION COMPANY 11 LLC			1	100%	1
CVS NJ1927POCT GREEN BROOK		1			1
CVS OH2540POCT HILLIARD		1			1
PHYSICIANS OF CENTRAL FLORIDA			1	100%	1
ROCKLEDGE HEALTH & REHABILITATION CENTER			1	100%	1
Strasburg Care Center		1			1
MEDEXPRESS URGENT CARE, EDWARDSVILLE		1			1
BAPTIST HOSPITAL EAST			1	100%	1

# COVID-19: testing by laboratory

Data through Mar 26, 2021 verified as of Mar 27, 2021 at 09:25 AM

Data in this report are provisional and subject to change.

The numbers in the table below represent the number of Florida and non-Florida residents for whom test results were received by the Department of Health. A person can be tested by more than one laboratory and can have both positive and negative results. **Therefore, the sum of the numbers in each column will be larger than the total number of people tested.**

Reporting lab	Inconclusive	Negative	Positive	Percent positive	Total
DOYLESTOWN HOSPITAL			1	100%	1
MEDEXPRESS URGENT CARE - ROCKAWAY		1			1
PENSACOLA PATHOLOGY		1			1
GENEVA FAMILY HEALTH			1	100%	1
COASTAL PEDIATRICS LLC			1	100%	1
THE INTERNAL MEDICAL GROUP		1			1
ST. LUKE'S HOSPITAL			1	100%	1
MED CHOICE CENTER OF NORTH MIAMI			1	100%	1
Walgreens #10851		1			1
SOUTH SEMINOLE HOSPITAL POCT			1	100%	1
CLEVELAND HEARTLAB			1	100%	1
Integrity Healthcare of Carbondale			1	100%	1
ST. LUKES HOSPITAL			1	100%	1
MEDICAL CLINIC OF HOUSTON			1	100%	1
HARDIN MEMORIAL HOSPITAL - HEARTLAND PATHOLOGY CONSULTANTS			1	100%	1
MEDERI CARETENDERS VS OF SE FL LLC DBA			1	100%	1
Walgreens #5065		1			1
CHRISTUS GOOD SHEPHERD MEDICAL CENTER			1	100%	1
MANCHESTER COMMONS		1			1
GADSDEN FAMILY PRACTICE		1			1
NORTHEAST BAPTIST HOSPITAL			1	100%	1
Greene Meadows Nursing and Rehabilitation Center		1			1
AUTUMN HOUSE			1	100%	1
CARESPOT EXPRESS HEALTHCARE BOYNTON BEACH			1	100%	1
CVS SC4382POCT SPARTANBURG		1			1
SANTA MONICA CA-UCLA MC			1	100%	1
VICTORIA PAIN AND REHABILITATION CENTER			1	100%	1
FLAGLER MEDICAL ASSOCIATES PA			1	100%	1
NEMOURS CHILDREN'S PRIMARY CARE			1	100%	1
Smg/North Jersey Hematology & Oncology		1			1
SISTERS MISSION			1	100%	1
CVS IL2788POCT BUFFALO GROVE		1			1
Nemours Children's Clinic-Orla			1	100%	1
LIFE CARE CENTER OF HILTON HEAD		1			1
CORNERSTONE OF RECOVERY INC		1			1
EVANS FAMILY CARE PA			1	100%	1
AIRCARE INTERNATIONAL		1			1
TMH URGENT CARE CENTER			1	100%	1
Glenis Dr VA Outpatient Clinic		1			1
WELLSTAR PAULDING HOSPITAL		1			1
SIGNATURE CARE MIDLAND			1	100%	1
AESTHETIC PHYSICIANS PC			1	100%	1
Remarkable Healthcare Dallas			1	100%	1
BAPTIST ASI			1	100%	1
SACRED HEART HEALTH SYSTEM- MIDWIFE PROGRAM			1	100%	1
TAMPA HEALTH CARE PROVIDERS PA		1			1

# COVID-19: testing by laboratory

Data through Mar 26, 2021 verified as of Mar 27, 2021 at 09:25 AM

Data in this report are provisional and subject to change.

The numbers in the table below represent the number of Florida and non-Florida residents for whom test results were received by the Department of Health. A person can be tested by more than one laboratory and can have both positive and negative results. **Therefore, the sum of the numbers in each column will be larger than the total number of people tested.**

Reporting lab	Inconclusive	Negative	Positive	Percent positive	Total
MADISON AT OVIEDO			1	100%	1
Shoreline Care Center			1	100%	1
MINUTE CLINIC DIAGNOSTIC MED GRP OF CA		1			1
CVS CA9485POCT MISSION VIEJO		1			1
PUBLIX PHARMACY #0332		1			1
MD NOW MEDICAL CENTERS, INC			1	100%	1
BEACH CARE PLLC			1	100%	1
HAMILTON MEDICAL CENTER LABORATORY			1	100%	1
SMA BEHAVIORAL HEALTH SERVICES INC		1			1
Hillside Rehab and Care Center			1	100%	1
NEVADA DEPARTMENT OF HEALTH AND HUMAN SERVICES			1	100%	1
WAKE FOREST MEDICAL CENTER LABORATORY			1	100%	1
SARHA DOCTORS CENTER			1	100%	1
Walgreens #3049		1			1
GIBSON AREA PRIMARY CARE			1	100%	1
Crowne Health Care of Eufaula		1			1
PARRISH MEDICAL GROUP			1	100%	1
COVENANT HOSPITAL HOBBS D/B/A COVENANT		1			1
Kroger 481 - The Little Clinic Houston Levee		1			1
SOUTHWOOD HEALTHCARE CENTER		1			1
SEGAL INSTITUTE FOR CLINICAL RESEARCH INC			1	100%	1
EXPRESS CARE OF OCALA			1	100%	1
EAGLE COUNTY HEALTH AND HUMAN SERVICES			1	100%	1
Domiciliary Rehab & Residential Treatment Program		1			1
HENRY FORD WEST BLOOMFIELD HOSPITAL			1	100%	1
URGENT CARE OF COASTAL GEORGIA			1	100%	1
PEDIATRIC PARTNERS			1	100%	1
METROWEST MEDICAL CENTER - FRAMINGHAM			1	100%	1
Diversicare of Smyrna		1			1
CVS NC4169POCT FAYETTEVILLE		1			1
CYPRESS VILLAGE REHAB CENTER		1			1
CAMBRIDGE HEALTH ALLIANCE			1	100%	1
UNIVERSITY OF BALTIMORE WASHINGTON MEDICAL CENTER			1	100%	1
BAYMEADOWS PEDIATRIC CARE		1			1
WOOD COUNTY HEALTH DEPARTMENT			1	100%	1
MT SINA1 HOSPICE			1	100%	1
PATIENT FIRST-GENERAL BOOTH			1	100%	1
GIFFORD MEMORIAL HOSPITAL		1			1
MEMORIAL HERMANN SOUTHWEST HOSPITAL			1	100%	1
HEALTH FIRST MEDICAL GROUP LLC			1	100%	1
ARLINGTON ADULT RESIDENTIAL FACILITY, INC			1	100%	1
CVS KS8601POCT OVERLAND PARK			1	100%	1
NHC Sequatchie		1			1
HENRY FORD HOSPITAL			1	100%	1
MOBILE MEDICAL CLINIC			1	100%	1
MOUNT SINAI MEDICAL CENTER HIALEAH			1	100%	1

# COVID-19: testing by laboratory

Data through Mar 26, 2021 verified as of Mar 27, 2021 at 09:25 AM

Data in this report are provisional and subject to change.

The numbers in the table below represent the number of Florida and non-Florida residents for whom test results were received by the Department of Health. A person can be tested by more than one laboratory and can have both positive and negative results. **Therefore, the sum of the numbers in each column will be larger than the total number of people tested.**

Reporting lab	Inconclusive	Negative	Positive	Percent positive	Total
PARK LANE NURSING HOME		1			1
CVS OK6225POCT EDMOND		1			1
Mountain View Manor			1	100%	1
CARENOW-MONTGOMERY			1	100%	1
BEAUMONT HOSPITAL, GROSSE POINTE			1	100%	1
CONSOLIDATED			1	100%	1
Redwood Springs Healthcare			1	100%	1
PALMETTO PRIMARY CARE PHYSICIANS			1	100%	1
URGENT 202 COX CREEK PKWY		1			1
ST JUDE CARE CENTER		1			1
A PATTERN MEDICAL CLINIC		1			1
Livingston County Center for Nursing and Rehabilitation		1			1
PHYSICIAN ASSOCIATES, LLC			1	100%	1
Vista Park			1	100%	1
FIRSTCARE MEDICAL CENTER			1	100%	1
COLLINS NURSING HOME		1			1
ROSE HAVEN NURSING CENTER		1			1
ADVANCED URGENT CARE PLLC		1			1
Walgreens #11724		1			1
Kroger 410 - The Little Clinic Trinity		1			1
NYU LANGONE AMBULATORY CARE LAKE SUCCE		1			1
COUNTY OF HAMILTON			1	100%	1
SOUTHWOOD NURSING & RETIREMENT CENTER		1			1
PALM COTTAGE OPERATOR LLC			1	100%	1
PEACE HEALTH FAMILY MEDICINE AT 87TH AVE		1			1
STITCHES ACUTE CARE CENTER OF CHEYENNE			1	100%	1
SCHUYLER HOSPITAL		1			1
THE GROVE HEALTH AND REHAB			1	100%	1
WINCHESTER URGENT CARE, PC		1			1
BEAUMONT URGENT CARE		1			1
WESLEY MEDICAL CENTER			1	100%	1
SEPULVEDA OUTPATIENT AND NURSING HOME CARE			1	100%	1
BOCA RATON REGIONAL HOSPITAL		1			1
RAYMOND F CARON MD			1	100%	1
FELD ENTERTAINMENT			1	100%	1
JACKSBORO URGENT CARE			1	100%	1
2504-HOMEWOOD		1			1
CENTRAL CAROLINA HOSPITAL			1	100%	1
UNITYPOINT HEALTH TRINITY			1	100%	1
WESTCOAST FAMILY PRACTICE		1			1
PREMIER FAMILY AND SPORTS MEDICINE LLC			1	100%	1
Salem Hills Rehabilitation and Nursing Center		1			1
MOUNTAINVIEW URGENT CARE VALLEY		1			1
Kroger 825 - The Little Clinic Dorothy Lane		1			1
APEX HOME HEALTHCARE			1	100%	1
Vi at Aventura		1			1

# COVID-19: testing by laboratory

Data through Mar 26, 2021 verified as of Mar 27, 2021 at 09:25 AM

Data in this report are provisional and subject to change.

The numbers in the table below represent the number of Florida and non-Florida residents for whom test results were received by the Department of Health. A person can be tested by more than one laboratory and can have both positive and negative results. **Therefore, the sum of the numbers in each column will be larger than the total number of people tested.**

Reporting lab	Inconclusive	Negative	Positive	Percent positive	Total
RENOWN REGIONAL MEDICAL CENTER			1	100%	1
LABTECH DIAGNOSTICS			1	100%	1
NEW YORK UNIVERSITY MEDICAL CENTER			1	100%	1
NFRC CLINICAL LAB			1	100%	1
ANDERSON REGIONAL MEDICAL CENTER			1	100%	1
UNIVERSITY OF VERMONT MEDICAL CENTER			1	100%	1
SACRED HEART MEDICAL CENTER			1	100%	1
FORT LOUDOUN PRIMARY CARE		1			1
IVY CREEK HEALTHCARE & WELLNESS CENTRE			1	100%	1
CHC SOUTHWEST FLORIDA LAB-LIVE			1	100%	1
ALLIANCE MD DIRECT PRIMARY CARE			1	100%	1
GATEWAY FAMILY HEALTH CLINIC			1	100%	1
ELKTON TRANSITIONAL CARE CENTER		1			1
FAST PACE URGENT CARE			1	100%	1
St Mary's d'Youville Pavilion		1			1
NONA MEDICAL ARTS		1			1
COLUMBIA CREST CARE & RAHAB		1			1
BLESSINGS MEDICAL CLINIC, THE			1	100%	1
SPRING VALLEY HOSPITAL MEDICAL CENTER			1	100%	1
MEDSTAR URGENT CARE, LLC			1	100%	1
CLEVELAND CLINIC AKRON GENERAL			1	100%	1
LIBERTY HEALTH CENTER			1	100%	1
NEW HORIZON PRIMARY CARE LLC			1	100%	1
CVS MA654POCT ACTON		1			1
PREMISEHEALTH		1			1
MEDOR/ACC SYNCHRONY			1	100%	1
WEST PENSACOLA DIALYSIS CENTER			1	100%	1
Florence Home		1			1
DEVLIN MANOR NURSING AND REHABILITATION		1			1
POMPANO BEACH ARTIFICIAL KIDNEY CENTER			1	100%	1
MID FLORIDA COMMUNITY SERVICES			1	100%	1
MARTIN LUTHER KING RENAL INSTITUTE			1	100%	1
MCCALLIE SCHOOL-STUDENT HEALTH CENTER		1			1
UNIVERSITY OF SOUTH FLORIDA			1	100%	1
bishop rehabilitation and nursing center		1			1
MEDHELP			1	100%	1
FLORIDA HOSPITAL ORMOND BEACH			1	100%	1
PREMIER HEALTH CARE INC			1	100%	1
BAPTIST HEALTH PRIMARY CARE AT DORAL			1	100%	1
Harris Hill Nursing Facility		1			1
WEST VIRGINIA LABORATORIES			1	100%	1
Kroger 57 - The Little Clinic Jay C Charlestown		1			1
YOUR HEALTH PEDIATRICS			1	100%	1
UW MEDICINE CHU LAB			1	100%	1
TERRELL URGENT CARE			1	100%	1
ARTESIAN HOME		1			1

# COVID-19: testing by laboratory

Data through Mar 26, 2021 verified as of Mar 27, 2021 at 09:25 AM

Data in this report are provisional and subject to change.

The numbers in the table below represent the number of Florida and non-Florida residents for whom test results were received by the Department of Health. A person can be tested by more than one laboratory and can have both positive and negative results. **Therefore, the sum of the numbers in each column will be larger than the total number of people tested.**

Reporting lab	Inconclusive	Negative	Positive	Percent positive	Total
Kroger 447 - The Little Clinic Lebanon		1			1
Sherwood Oaks Health Center			1	100%	1
CVS NE2741POCT LA VISTA		1			1
ASSISTED LIVING AT TREZEVANT		1			1
FRESENIUS MEDICAL CARE TRADITION			1	100%	1
			1	100%	1
HYDE PARK MEDICAL CENTER		1			1
WEST FLORIDA MEDICAL CENTER CLINIC			1	100%	1
ASSOCIATES MD MEDICAL GROUP INC			1	100%	1
JP MORGAN CHASE HEALTH SERVICES			1	100%	1
MARYLAND DEPARTMENT OF HEALTH AND MENTAL HYGIENE			1	100%	1
DIVERSICARE OF BIG SPRINGS		1			1
TUNIS STREET GROUP HOME		1			1
PROGRESSIVE MEDICAL RESEARCH			1	100%	1
USA Healthcare LTC, LLC - Folsom Center for Rehabilitation & Healthca		1			1
JOHN HOPKINS WELLNESS CENTER PEPSICO			1	100%	1
WALGREENS # 09788		1			1
WINCHESTER HOSPITAL			1	100%	1
NANCY M WORTHINGTON MD PA			1	100%	1
ADVENTHEALTH WATERMAN COMMUNITY CLINIC			1	100%	1
QUALITY URGENT CARE CENTER			1	100%	1
NEXT LEVEL URGENT CARE (WOODLANDS)			1	100%	1
CVS IL2297651CV JOLIET		1			1
DECATUR MORGAN HOSPITAL - DECATUR GENE		1			1
Bayou Vista Community Care Center			1	100%	1
PUBLIC HEALTH LABORATORIES			1	100%	1
PANCARE HEALTH - NORTHSIDE ELEMENTARY			1	100%	1
JPS HEALTH CENTER AT TRUE WORTH PLACE			1	100%	1
BIOLOGICAL AND CHEMICAL EMERGENCIES LABORATORY			1	100%	1
VA Boston HCS-West Roxbury Division			1	100%	1
San Antonio Residence and Rehabilitation Center		1			1
SAINT JOSEPHS HOSPITAL OF ATLANTA			1	100%	1
OUCH URGENT CARE			1	100%	1
CARENOW URGENT CARE-HENDERSONVILLE		1			1
FORT MYERS DIALYSIS		1			1
FAU MEMORY & WELLNESS CENTER			1	100%	1
MALUHIA		1			1
JERSEY IRISH MEDICAL (DBA AFC URGENT C			1	100%	1
MED TECH CLINICAL LABORATORY		1			1
ADVENTHEALTH MEDICAL GROUP UROLOGY AT EAST ORLANDO		1			1
ASHLEY PEDICATRICS DAY AND NIGHT CLINIC			1	100%	1
GENESIS MICROBIOLOGY LAB		1			1
BOCA RATON PHYSICIANS PA			1	100%	1
STAT EMERGENCY CENTER			1	100%	1
EMERALD HEALTH CARE		1			1
MID-SOUTH URGENT CARE, PLLC			1	100%	1

# COVID-19: testing by laboratory

Data through Mar 26, 2021 verified as of Mar 27, 2021 at 09:25 AM

Data in this report are provisional and subject to change.

The numbers in the table below represent the number of Florida and non-Florida residents for whom test results were received by the Department of Health. A person can be tested by more than one laboratory and can have both positive and negative results. **Therefore, the sum of the numbers in each column will be larger than the total number of people tested.**

Reporting lab	Inconclusive	Negative	Positive	Percent positive	Total
ANSWERS RESOURCE FACILITY		1			1
HEALTH PLUS SUNRISE MEDICAL OFFICE			1	100%	1
LOVELACE WOMEN'S HOSPITAL		1			1
MEMORIAL HOSPITAL LOS BANOS			1	100%	1
WHEATON FRANCISCAN LABORATORY			1	100%	1
CLERMONT PEDIATRICS, PA			1	100%	1
SEATTLE-KING COUNTY			1	100%	1
CHC			1	100%	1
LAKE VISTA DIALYSIS			1	100%	1
MEDEXPRESS URGENT CARE - CINNAMINSON		1			1
WORKFORCE HEALTH DEPARTMENT			1	100%	1
Kroger 356 - The Little Clinic Middletown		1			1
THE MEDICAL CENTER			1	100%	1
MERCY MEDICAL CENTER INC			1	100%	1
FHPG INTERNAL MEDICINE OF BRANDON			1	100%	1
COLOMBO'S PHARMACY		1			1
FIVE STAR PREMIER RESIDENCES OF POMPANO BEACH			1	100%	1
Kroger 016 - The Little Clinic Centennial		1			1
BAYSTATE REFERENCE LABORATORY			1	100%	1
PATHLAB SERVICES			1	100%	1
VANAJA SUREDDI MD PA			1	100%	1
SC-GA2018 THE RIDGE REHABILITATION & H		1			1
Greenhaven Health and Rehabilitation		1			1
TIMPANOGOS REGIONAL HOSPITAL			1	100%	1
SEASONS HOSPICE AND PALLIATIVE CARE OF			1	100%	1
Manor Care of Dallastown d/b/a ManorCare Health Services - Dallastown		1			1
CVS TN5694POCT SODDY DAISY		1			1
PUBLIX PHARMACY #1048		1			1
CONCIERGE INTERNAL MEDICINE ASSOCIATES			1	100%	1
LOGAN COUNTY HOSPITAL			1	100%	1
LANCASHIRE HALL NURSING AND REHABILITATION CENTER		1			1
EMERGENCY CARE SERVICES LAB AT JFK MEDICAL CENTER			1	100%	1
LADY LAKE FAMILY MEDICINE			1	100%	1
Avista Nursing and Rehab			1	100%	1
ACCESS HEALTH CARE PHYSICIANS, LLC		1			1
PEDIATRIC ASSOCIATES OF JULINGTON CREEK			1	100%	1
ADAMS COUNTY HEALTH DEPARTMENT			1	100%	1
WASHINGTON SOLDIERS HOME AND COLONY		1			1
PRIME CARE FAMILY MEDICINE			1	100%	1
PHYSICIANS URGENT CARE			1	100%	1
WESTON COUNTY HEALTH SERVICES			1	100%	1
MEDEXPRESS URGENT CARE - LINCOLN		1			1
NORTH RIVER FAMILY HEALTH CENTER			1	100%	1
HEALTH NETWORK			1	100%	1
PEDIATRIC ASSOCIATES - JACKSONVILLE			1	100%	1
Glen Haven Health and Rehabilitation LLC		1			1

# COVID-19: testing by laboratory

Data through Mar 26, 2021 verified as of Mar 27, 2021 at 09:25 AM

Data in this report are provisional and subject to change.

The numbers in the table below represent the number of Florida and non-Florida residents for whom test results were received by the Department of Health. A person can be tested by more than one laboratory and can have both positive and negative results. **Therefore, the sum of the numbers in each column will be larger than the total number of people tested.**

Reporting lab	Inconclusive	Negative	Positive	Percent positive	Total
GENESIS HOME HEALTH CARE SERVICES OF			1	100%	1
EXPRESS LAB LIVINGSTON			1	100%	1
CHATEAU MADELEINE - SENIOR LIVING & MEMORY CARE			1	100%	1
Accordius Health at Harrisonburg		1			1
CLUB HEALTH AND REHABILITATION CENTER, THE		1			1
PINELLAS POINT NURSING AND REHAB CENTER			1	100%	1
PELICAN STATE OUTPATIENT CENTER			1	100%	1
Holly Hill Healthcare Center			1	100%	1
VA ST LOUIS HEALTH CARE SYSTEM			1	100%	1
SUNCOAST RESEARCH GROUP LLC			1	100%	1
Lemont Nursing and Rehab Center			1	100%	1
SHANDSCAIR FLIGHT PROGRAM			1	100%	1
GARDENS AT MAPLEWOOD			1	100%	1
SIPERSTEIN DERMATOLOGY LLC			1	100%	1
MEDAC AT PORTERS NECK			1	100%	1
HOLSTON MEDICAL GROUP		1			1
FLORIDA MEDICAL CLINIC PA GI			1	100%	1
TMH CANCER CENTER LABORATORY			1	100%	1
SKYRIDGE CLINICAL ASSOCIATES		1			1
EAST FL CORE LAB			1	100%	1
Arbor Springs Health and Rehab		1			1
NOORANI MEDICAL CENTER LLC			1	100%	1
DILELLA			1	100%	1
JOSHUA E CHESIR MD		1			1
BAYLOR SCOTT & WHITE ALL SAINTS MEDICAL CENTER FT			1	100%	1
HARTFORD HEALTH CARE & REHABILITATION			1	100%	1
CENTRAL TX URGENT CARE			1	100%	1
OXLEY PARK HEALTH & REHAB		1			1
STANLY REGIONAL MEDICAL CENTER			1	100%	1
BIODORON LABORATORIES			1	100%	1
ELEMENTS PHARMACY			1	100%	1
FLORIDA STATE UNIVERSITY HEALTH SERVICES			1	100%	1
THE DOCTORS OFFICE OF BRICK, LLC		1			1
JOHNSON MEDICAL SERVICES			1	100%	1
Eddy Memorial Geriatric Center		1			1
Lopatcong Center		1			1
Trucare Living Centers - Columbus		1			1
ATLANTIS VISION CENTER			1	100%	1
EAST END PEDIATRICS		1			1
NORTH SHORE HEMATOLOGY-ONCOLOGY ASSOCIATES		1			1
PULSE MEDICAL DOCTOTS LLC			1	100%	1
TRANSCEND PERFORMANCE AND LIFESTYLE INSTITUTE			1	100%	1
FAMILY PHYSICIANS OF WINTER PARK, INC			1	100%	1
NULL			1	100%	1
SUNRISE/QUAY COUNTY HEALTH CLINIC		1			1
CVS PA10825POCT PLYMOUTH MEETING		1			1



# COVID-19: testing by laboratory

Data through Mar 26, 2021 verified as of Mar 27, 2021 at 09:25 AM

Data in this report are provisional and subject to change.

The numbers in the table below represent the number of Florida and non-Florida residents for whom test results were received by the Department of Health. A person can be tested by more than one laboratory and can have both positive and negative results. **Therefore, the sum of the numbers in each column will be larger than the total number of people tested.**

Reporting lab	Inconclusive	Negative	Positive	Percent positive	Total
ONPOINT URGENT CARE			1	100%	1
LACKAWANNA HEALTH AND REHAB CENTER		1			1
SARASOTA MEMORIAL HOSPITAL		1			1
Garden Villa Bedford		1			1
PROVIDENCE ST. PATRICK HOSPITAL			1	100%	1
LIFECARE MEDICAL CENTER			1	100%	1
MISSION REGIONAL MEDICAL CENTER			1	100%	1
MINUTECLINIC LLC #3351			1	100%	1
COSTCO PHARMACY #1023			1	100%	1
JERSEY IRISH MEDICAL		1			1
NCH HEALTHCARE CREEKSIDE ENDOSCOPY			1	100%	1
SUMMERLIN MEDICAL CENTRE			1	100%	1
VIVIAN SIMMONS FAMILY PRACTICE			1	100%	1
BARRINGTON TERRACE NAPLES			1	100%	1
UHS BINGHAMTON GENERAL			1	100%	1
CELEBRATION FAMILY PHYSICIANS LLC			1	100%	1
Towne Manor West		1			1
CLINICAL TRIALS OF TAMPA LLC		1			1
LABORATORY COPORATION OF AMERICA			1	100%	1
AMBRY GENETICS CORP	1				1
MRMC LAB MICRO			1	100%	1
Kroger 395 - The Little Clinic Blanchester		1			1
WVU MEDICINE - WESTON			1	100%	1
Cerenity Senior Care-White Bear Lake		1			1
Kroger - KR070600172		1			1
PM PEDIATRICS OF BAYSIDE, PLLC		1			1
MEDEXPRESS URGENT CARE - LEOMINSTER		1			1
SUSAN F. WILLIAMS M.D., P.A.			1	100%	1
DAUGHTERS OF SARAH NURSING CENTER		1			1
VIP FAMILY PRACTICE			1	100%	1
SILVER SPRINGS SHORES DIALYSIS			1	100%	1
LAKE VIEW COURT		1			1
US LABORATORIES			1	100%	1
Raleigh Center (WV)			1	100%	1
CVS NH1004POCT SALEM			1	100%	1
REHABILITATION CENTER OF ALBUQUERQUE		1			1
NEW YORK PRESBYTERIAN HOSPITAL			1	100%	1
GSM OCED Subsection			1	100%	1
BRISTOL REGINAL MEDICAL CENTER			1	100%	1
NORTH WEST FLORIDA DIAGNOSTIC ENOCRINOLOGY CLINIC			1	100%	1
NAVAL BRANCH HEALTH CLINIC			1	100%	1
KEY WEST BRANCH MEDICAL CLINIC			1	100%	1
Quince Nursing and Rehabilitation Center		1			1
HEALTH GUAGE			1	100%	1
STATE OF ALASKA			1	100%	1
Sanford Health & Rehabilitation			1	100%	1

# COVID-19: testing by laboratory

Data through Mar 26, 2021 verified as of Mar 27, 2021 at 09:25 AM

Data in this report are provisional and subject to change.

The numbers in the table below represent the number of Florida and non-Florida residents for whom test results were received by the Department of Health. A person can be tested by more than one laboratory and can have both positive and negative results. **Therefore, the sum of the numbers in each column will be larger than the total number of people tested.**

Reporting lab	Inconclusive	Negative	Positive	Percent positive	Total
WEST FLORIDA MEDICAL ASSOCIATES			1	100%	1
MINNESOTA HERITAGE HOUSE		1			1
LONG ISLAND MINIMALLY INVASIVE SURGERY		1			1
APOLLOMDX LLC			1	100%	1
PRIMARY & URGENT CARE CENTERS			1	100%	1
BROOKDALE WEST PALM BEACH			1	100%	1
MEDEXPRESS URGENT CARE - JACKSON		1			1
CVS TN6414POCT SMYRNA		1			1
LIBERTY COMMONS NURSING AND REHABILITA		1			1
FLORIDA HOSPITAL TRANSPLANT CENTER		1			1
Kroger 929 - The Little Clinic Corryville		1			1
FIRST CARE OF GAINESVILLE			1	100%	1
MEDEXPRESS URGENT CARE, MILLCREEK		1			1
CVS OH6164POCT DELAWARE		1			1
DAVENPORT PEDIATRICS CLERMONT			1	100%	1
HOLMES FAMILY PRACTICE PA			1	100%	1
SPECTRUM LUDINGTON			1	100%	1
Perham Living			1	100%	1
BRIDGEWAY CENTER INC			1	100%	1
NORTH CAROLINA STATE LABORATORY OF PUBLIC HEALTH, SPECTRUM LAB NETWORK			1	100%	1
SIGNATURE HEALTHCARE OF BUCKHEAD		1			1
INDIGO PALMS			1	100%	1
INTERIM HEALTHCARE OF PALM COAST			1	100%	1
KISSIMMEE HOME TRAINING		1			1
PINNACLE PAIN CENTER PS DBA LYNX HEALTHCARE		1			1
ABSOLUTE CAREGIVERS HOME HEALTH AGENCY INC			1	100%	1
LEGACY SPECIALTY PHARMACY CORP			1	100%	1
JET MEDICAL CENTER			1	100%	1
MOBILE INFIRMARY MEDICAL CENTER			1	100%	1
Hinesville VA Clinic		1			1
TMH PHYSICIAN PARTNERS WAKULLA			1	100%	1
Kroger 805 - The Little Clinic Lewis Center		1			1
SPRINGFIELD HOSPITAL			1	100%	1
GULF BREEZE TREATMENT CENTER, LLC			1	100%	1
INTEGRATED GENETICS SEQUENOM		1			1
PENNY PEDIATRICS		1			1
FAMILY MEDICAL CENTERS			1	100%	1
NEW YORK CITY DEPARTMENT OF HEALTH			1	100%	1
CLEMENT J ZABLOCKI VAMC		1			1
FLORIDA HEART AND VASCULAR MULTISPECIALTY GROUP PA			1	100%	1
HEARTLAND NURSING & REHABILITATION		1			1
MIAMI JEWISH DIALYSIS			1	100%	1
NEW YORK STATE DEPARTMENT OF HEALTH			1	100%	1
SANCHEZ CAZAU MEDICAL GROUP			1	100%	1
CVS CA9145POCT SANTEE			1	100%	1
CLEVELAND CLINIC FLORIDA WAIVED			1	100%	1

# COVID-19: testing by laboratory

Data through Mar 26, 2021 verified as of Mar 27, 2021 at 09:25 AM

Data in this report are provisional and subject to change.

The numbers in the table below represent the number of Florida and non-Florida residents for whom test results were received by the Department of Health. A person can be tested by more than one laboratory and can have both positive and negative results. **Therefore, the sum of the numbers in each column will be larger than the total number of people tested.**

Reporting lab	Inconclusive	Negative	Positive	Percent positive	Total
BAPTIST HEALTH MEDICAL PLAZA			1	100%	1
C A R E S		1			1
ARIZONA STATE LABORATORY			1	100%	1
SUNSHINE FAMILY & WELLNESS CENTER			1	100%	1
Brattleboro Crossings LLC dba Pine Heights at Brattleboro		1			1
BLOOMINGDALE MEDICAL ASSOC			1	100%	1
ICARE		1			1
UNITY LONGPOND		1			1
SLIDELL MEMORIAL HOSPITAL			1	100%	1
HALIFAX FAMILY HEALTH CENTER			1	100%	1
KEY BISCAYNE PEDIATRIC ASSOCIATES INC			1	100%	1
Southern Pines Healthcare Center		1			1
GOOD SAMARITAN SOCIETY - DE SMET		1			1
Excel Care Center			1	100%	1
SELECT SPECIALTY HOSPITAL - ORLANDO SOUTH			1	100%	1
Harbor House		1			1
CARDIAC AND VASCULAR CONSULTANTS MD PA		1			1
PORTSMOUTH REG. HOSPITAL			1	100%	1
CORPORATION OF AMERICA		1			1
ONslow COUNTY HEALTH DEPARTMENT			1	100%	1
Wedgewood Manor		1			1
CARDIOLOGY AND FITNESS MEDICINE		1			1
ALL PEDIATRIC CARE PA			1	100%	1
REHABILITATION CENTER OF SOUTH GEORGIA		1			1
DEERFIELD BEACH REHABILITATION AND NURSING			1	100%	1
CYPRESS CREEK DIALYSIS CTR			1	100%	1
Freedom Pointe at The Villages			1	100%	1
WALGREENS # 12338		1			1
SOPHIA MEDICAL ASSOCIATES, PC			1	100%	1
METHODIST HEALTHCARE - MEMPHIS HOSP		1			1
Good Samaritan Society - Albion		1			1
PROVIDENCE ST PETER HOSPITAL		1			1
MORGAN STANLEY HEALTH CENTER		1			1
CVS NV2989POCT NORTH LAS VEGAS		1			1
OMNICARE PHARMACY OF TEXAS 1, LP		1			1
WALGREEN#12147		1			1
YOUTH HEALTH CENTER OF HUNTINGTON		1			1
Michael J Crescenz VA Outpatient Dialysis Center		1			1
KATHY L ANDERSON DO PA			1	100%	1
PEDIATRIC URGENT CARE CENTR OF FORT WORTH-LA GRAN			1	100%	1
BETHESDA HEALTH PHYSICIANS GROUP		1			1
AMBULATORY CARE CLINIC, LLC			1	100%	1
Hearthstone Nursing and Rehabilitation Center		1			1
Kroger - KRO01100688			1	100%	1
Summit Medical Group Morristown Oncology		1			1
TREASURE COAST PRIMARY CARE		1			1

# COVID-19: testing by laboratory

Data through Mar 26, 2021 verified as of Mar 27, 2021 at 09:25 AM

Data in this report are provisional and subject to change.

The numbers in the table below represent the number of Florida and non-Florida residents for whom test results were received by the Department of Health. A person can be tested by more than one laboratory and can have both positive and negative results. **Therefore, the sum of the numbers in each column will be larger than the total number of people tested.**

Reporting lab	Inconclusive	Negative	Positive	Percent positive	Total
FAIRVIEW HOSPITAL			1	100%	1
Kroger 541 - The Little Clinic Long Hollow Pike		1			1
SAINT FRANCIS HOSPITAL			1	100%	1
MED FIRST IMMEDIATE CARE AND FAMILY PRACTICE			1	100%	1
MAINE HEALTH AND ENVIRONMENTAL TESTING LABORATORY			1	100%	1
BREVARD COUNTY JAIL			1	100%	1
INDIANA STATE DEPARTMENT OF HEALTH CLINIC MICROBIOLOGY		1			1
Chateau Dville Rehab & Retirement		1			1
ADDINGTON PLACE EAST LAKE		1			1
MEDLABS OF FLORIDA LLC D/B/A MEDLABS DIAGNOSTICS		1			1
Walgreens #17445		1			1
SIGNATURE CARE COLLEGE STATION			1	100%	1
ManorCare Yeadon		1			1
Grays Harbor Health and Rehabilitation		1			1
Walgreens #9620		1			1
ADVANCED LABORATORY SERVICES			1	100%	1
STAMFORD HOSPITAL			1	100%	1
UNITED HEALTHCARE			1	100%	1
YOUR KIDS URGENT CARE			1	100%	1
GABRIELA GOLDSTEIN MD PA			1	100%	1
HOLYCROSS URGENT CARE AND IMAGING CENTER		1			1
VETERANS AFFAIRS MEDICAL CENTER - EAST ORANGE			1	100%	1
TRIPLE O RESEARCH INSTITUTE PA			1	100%	1
OHIOHEALTH URGENT CARE			1	100%	1
ALTA BATES SUMMIT MEDICAL CENTER CLINICAL LAB			1	100%	1
SUTTER GOULD MEDICAL FOUNDATION			1	100%	1
MILLERSVILLE UNIVERSITY HEALTH SERVICE		1			1
KELLY			1	100%	1
LCMC LAB SUBSECTION		1			1
KID FIXERS		1			1
ORLANDO DIALYSIS		1			1
MEDEXPRESS URGENT CARE - LAWTON		1			1
B2 URGENT CARE			1	100%	1
CATHEDRAL GERONTOLOGY CENTER DBA CATHEDRAL CARES			1	100%	1
Kroger 531 - The Little Clinic Waterville		1			1
WELLPATH			1	100%	1
NHC DICKSON		1			1
PALMA CEIA MED GROUP-SWANN		1			1
LARKIN COMMUNITY HOSPITAL PALM SPRINGS CAMPUS			1	100%	1
NEW ERA HEALTH CENTER INC		1			1
DORA HOME CARE			1	100%	1
ADVENTHEALTH DURAND			1	100%	1
MEMPHIS URGENT CARE #2, LLC			1	100%	1
MEDEX CLINIC LLC			1	100%	1
RIDGEFIELD PEDIATRIC ASSOCIATES		1			1
CLARKSVILLE MANOR INC		1			1

# COVID-19: testing by laboratory

Data through Mar 26, 2021 verified as of Mar 27, 2021 at 09:25 AM

Data in this report are provisional and subject to change.

The numbers in the table below represent the number of Florida and non-Florida residents for whom test results were received by the Department of Health. A person can be tested by more than one laboratory and can have both positive and negative results. **Therefore, the sum of the numbers in each column will be larger than the total number of people tested.**

Reporting lab	Inconclusive	Negative	Positive	Percent positive	Total
NEW ULM MEDICAL CENTER			1	100%	1
LADY OF THE SEA HOSPITAL LAB			1	100%	1
THYROID SPECIALTY LABORATORY			1	100%	1
ELLIS HOSPITAL URGENT CARE CENTER LAB		1			1
CORE OCCUPATIONAL MEDICINE			1	100%	1
METHODISM MIDLOTHIAN MEDICAL CENTER			1	100%	1
PREVENTIVE CARDIOLOGY AND INTERNAL MEDICINE ASSOCI			1	100%	1
MIAMI CHILDRENS HOSPITAL MIDTOWN OUTPATIENT CENTER			1	100%	1
ASUNCION HOME HEALTH CARE CORP			1	100%	1
LSU MEDICAL CENTER			1	100%	1
Piedmont Crossing		1			1
BAYFRONT CARDIOVASCULAR ASSOCIATES			1	100%	1
PRESTIGE ER			1	100%	1
ORMC-ARDEN/EOI			1	100%	1
Kroger 629 - The Little Clinic Cartersville, GA Hwy 41		1			1
PASTEUR MEDICAL CENTER LLC		1			1
CVS OH2381POCT LEWIS CENTER		1			1
Highland Ave. Eye Clinic		1			1
CLIFTON-FINE HOSPITAL LABORATORY		1			1
IMMEDIATE CARE MEDICAL CENTER			1	100%	1
Bolingreen Health and Rehabilitation		1			1
PEDIATRIC ASSOCIATES OF ORLANDO			1	100%	1
Walgreens #9121		1			1
HEARTLAND PHARMACY SEBRING			1	100%	1
Walgreens #5421		1			1
TILLAMOOK COUNTY GENERAL HOSPITAL LAB		1			1
Good Samaritan Society-Atkinson		1			1
VIP STARNETWORK		1			1
TMH PHYSICIAN PARTNERS			1	100%	1
BRADENTON DIALYSIS			1	100%	1
HEALTH ALLIANCE			1	100%	1
CVS TX7824POCT GARLAND		1			1
PASCO COUNTY HEALTH DEPARTMENT			1	100%	1
Lutheran Community at Telford		1			1
Villa Maria			1	100%	1
CFHC - FROSTPROOF			1	100%	1
PowerBack Piscataway Center		1			1
ADVANTA LABS, LLC		1			1
NEWCARE PRIMARY MEDICINE			1	100%	1
Masonic Medical Research Institute			1	100%	1
NORTHEAST TEXAS DIALYSIS		1			1
Kroger 923 - The Little Clinic Centerville		1			1
COASTAL MANOR		1			1
ROSE MEDICAL CENTER LAB			1	100%	1
Oakview Manor Health and Rehab		1			1
Walgreens #10988		1			1

# COVID-19: testing by laboratory

Data through Mar 26, 2021 verified as of Mar 27, 2021 at 09:25 AM

Data in this report are provisional and subject to change.

The numbers in the table below represent the number of Florida and non-Florida residents for whom test results were received by the Department of Health. A person can be tested by more than one laboratory and can have both positive and negative results. **Therefore, the sum of the numbers in each column will be larger than the total number of people tested.**

Reporting lab	Inconclusive	Negative	Positive	Percent positive	Total
HANCOCK REGIONAL HOSPITAL		1			1
MEA PRIMARY CARE PLUS BYRAM			1	100%	1
MEDEXPRESS URGENT CARE - PATRICK STREE			1	100%	1
WARREN GENERAL HOSPITAL			1	100%	1
ALL CARE URGENT CARE			1	100%	1
IDAHO HEALTH DEPARTMENT			1	100%	1
EDWARD HOSPITAL			1	100%	1
ANDREWS			1	100%	1
Kroger 539 - The Little Clinic Memorial Blvd.		1			1
MODERN URGENT CARE			1	100%	1
Central Alabama Veterans HCS - East Campus		1			1
NORTH FLORIDA CHILD DEVELOPMENT, INC			1	100%	1
Waddell Nursing & Rehab Center		1			1
CLINTON DRUG STORE		1			1
CLINICAL LABORATORY DEPARTMENT			1	100%	1
ELATION HEALTH		1			1
BROOKDALE FORT MYERS LAKES PARK			1	100%	1
INNOVATIVE HEALTH DIAGNOSTIC OF CALIFORNIA			1	100%	1
Brookdale Southside			1	100%	1
QUICKCARE HEALTH, INC			1	100%	1
MYLAN-SOUTH POINT PA		1			1
Brio of Johnston		1			1
BRUSHY CREEK FAMILY HOSPITAL			1	100%	1
DEVLAB, LLC			1	100%	1
CVS MA1875POCT ASHLAND			1	100%	1
RESTORE MEDICAL PARTNERS PLLC			1	100%	1
RIVERTON CBOC			1	100%	1
CHILTON MEDICAL CENTER		1			1
CARE STATION MEDICAL GROUP		1			1
HAVASU REGIONAL MEDICAL CENTER			1	100%	1
Longwood Community Living Center		1			1
PSL JAX BEACH OPERATIONS LLC			1	100%	1
Keller Landing Center		1			1
MOSAIC MEDICAL CENTER MARYVILLE			1	100%	1
APPLECARE URGENT CARE			1	100%	1
PENROSE HOSPITAL			1	100%	1
PROVIDENCE HOSPITAL			1	100%	1
Riverside Nursing & Rehabilitation Center		1			1
Dugan Memorial Home		1			1
PARKWAY REGIONAL MEDICAL CENTER LAB			1	100%	1
NEMOURS CHILDRENS URGENT CARE			1	100%	1
SUNY AT STONY BROOK			1	100%	1
MEDICAL UNIVERSITY OF SOUTH CAROLINA			1	100%	1
CLINICAL MICROBIOLOGY LAB FAIRVIEW UNIVERSITY HOSPITAL			1	100%	1
LEE HEALTH KIDS URGENT CARE		1			1
TALLAHASSEE DIALYSIS		1			1

# COVID-19: testing by laboratory

Data through Mar 26, 2021 verified as of Mar 27, 2021 at 09:25 AM

Data in this report are provisional and subject to change.

The numbers in the table below represent the number of Florida and non-Florida residents for whom test results were received by the Department of Health. A person can be tested by more than one laboratory and can have both positive and negative results. **Therefore, the sum of the numbers in each column will be larger than the total number of people tested.**

Reporting lab	Inconclusive	Negative	Positive	Percent positive	Total
Oak Hill Health & Rehabilitation Center			1	100%	1
CHILDRENS HEALTHCARE CTE OF NORTHERN		1			1
CARE ADVANTAGE			1	100%	1
J F K PEDIATRICS			1	100%	1
ADVANCE GASTROENTEROLOGY			1	100%	1
PARTNERS IN PRIMARY CARE		1			1
Kroger 523 - The Little Clinic Dickson			1	100%	1
APPLECARE URGENT CARE KINGSLAND			1	100%	1
PROGRESSIVE MEDICAL LAB LLC			1	100%	1
HOLYOKE MEDICAL CENTER			1	100%	1
MARYWOOD HEIGHTS		1			1
TANNER MEDICAL CENTER LABORATORY		1			1
NORTH BREVARD CHILDRENS MEDICAL CENTER			1	100%	1
FRESENIUS KIDNEY CARE OCALA			1	100%	1
UPMC NORTHWEST HOSPITAL			1	100%	1
INTERNAL MEDICINE GROUP OF WINTER HAVEN PA		1			1
ANNE ARUNDEL MEDICAL CENTER			1	100%	1
Medilodge of Kalamazoo		1			1
CARESPOT - WELLINGTON			1	100%	1
GEORGETOWN URGENT CARE			1	100%	1
Kroger 527 - The Little Clinic Hwy 70 S.		1			1
Accordius Health at Gastonia			1	100%	1
LAB. CORP. OF AMERICA			1	100%	1
JOSEPH REINA PHARMACY INC DBA JRX PHAR		1			1
THOMAS HOSPITAL			1	100%	1
ELLICOTT CENTER FOR REHABILITATION AND		1			1
Kroger - KRO03400316			1	100%	1
MEDEXPRESS URGENT CARE - LINDEN		1			1
FOUNDCARE HEALTH			1	100%	1
MEDEXPRESS URGENT CARE - PINE BLUFF S		1			1
CIRRUS DX			1	100%	1
UF HEALTH EMERGENCY CENTER LABORATORY		1			1
CVS AZ3749POCT GOODYEAR		1			1
WELLINGTON WEST 100176			1	100%	1
MARQUETTE GENERAL HOSPITAL			1	100%	1
CHIPLEY DIALYSIS			1	100%	1
SUN CITY DIAGNOSTIC CENTER			1	100%	1
CLINICAL CARE, INC			1	100%	1
Waycross VA CBOC		1			1
HEART HOSPITAL OF LAFAYETTE: EMERGENCY ROOM			1	100%	1
THE HOSPITALS OF PROVIDENCE EMERGENCY ROOM			1	100%	1
OASIS FAMILY RESORT IN THE SPRINGS LLC		1			1
ST. MICHAEL'S ELITE HOSPITAL			1	100%	1
Portsmouth Health and Rehab			1	100%	1
LABORATORY SERVICES SGHS - CAMDEN		1			1
HAMPTON VAMC		1			1

# COVID-19: testing by laboratory

Data through Mar 26, 2021 verified as of Mar 27, 2021 at 09:25 AM

Data in this report are provisional and subject to change.

The numbers in the table below represent the number of Florida and non-Florida residents for whom test results were received by the Department of Health. A person can be tested by more than one laboratory and can have both positive and negative results. **Therefore, the sum of the numbers in each column will be larger than the total number of people tested.**

Reporting lab	Inconclusive	Negative	Positive	Percent positive	Total
NORTHEAST GEORGIA HEALTH SYSTEM			1	100%	1
RIVERSIDE REGIONAL MED CENTER			1	100%	1
MERCY HOME		1			1
Kroger 519 - The Little Clinic Staples Mill Road		1			1
Ashland Place Health and Rehabilitation, LLC		1			1
CEPERO PEDIATRICS PA			1	100%	1
TAMPA GENERAL MEDICAL GROUP LABORATORY HEALTHPARK			1	100%	1
HSRE-ASL CASSELBERRY TRS, LLC			1	100%	1
CHATSWORTH ASSISTED LIVING COMMUNITY AT PGA NATIONAL			1	100%	1
CULVER CITY URGENT CARE			1	100%	1
UNIVERSITY OF NORTH CAROLINA HOSPITALS			1	100%	1
WILMINGTON NURSING AND REHAB			1	100%	1
DEVITA		1			1
GREYSTONE HOME HEALTH OF GREATER ORLANDO LLC		1			1
WATERS EDGE ELEMENTARY SCHOOL			1	100%	1
APS-SUMMIT CARE PHARMACY, LLC DBA OMNICARE		1			1
St. Catherine's manor of Findlay		1			1
BASCOM PALMER-MICRO LAB			1	100%	1
PEDIATRIC ASSOCIATES - MIAMI LAKES		1			1
Metairie Healthcare Center			1	100%	1
SKY LAKES MEDICAL CENTER		1			1
BROOKDALE AVONDALE (BU 04360)			1	100%	1
TWIN			1	100%	1
WEST FLORIDA HOSPITAL LABORATORY			1	100%	1
Regency Square			1	100%	1
KIOSK MEDICINE KENTUCKY LLC		1			1
WRIGHT PATTERSON AFB MEDICAL CENTER			1	100%	1
NORDX			1	100%	1
MEDICAL EXAMINERS OFFICE, LEESBURG			1	100%	1
HOUSTON MEDICAL CENTER			1	100%	1
Long Beach Care Center			1	100%	1
ESOTERIC LAB			1	100%	1
CVS NE5863POCT OMAHA		1			1
ALL PRO ORTHOPEDICS & SPORTS MEDICINE, PA			1	100%	1
UNIVERSITY OF MARYLAND PATHOLOGY ASSOCIATES			1	100%	1
NIHCC			1	100%	1
CVS AZ7855POCT TUCSON		1			1
ATHENS MEDICAL CENTER			1	100%	1
Caldwell Care		1			1
EXACCARE KINGSTON, LLC			1	100%	1
GULF COUNTY HEALTH DEPARTMENT			1	100%	1
Kroger 588 - The Little Clinic Thompsons Station		1			1
ARNOLD PALMER HOSPITAL LAB POCT		1			1
SHAW MEDICAL GROUP LLC			1	100%	1
SYNAPSE ANALYTICAL LABS		1			1
LIFESTREAM BEHAVIORAL CENTER INC			1	100%	1



# COVID-19: testing by laboratory

Data through Mar 26, 2021 verified as of Mar 27, 2021 at 09:25 AM

Data in this report are provisional and subject to change.

The numbers in the table below represent the number of Florida and non-Florida residents for whom test results were received by the Department of Health. A person can be tested by more than one laboratory and can have both positive and negative results. **Therefore, the sum of the numbers in each column will be larger than the total number of people tested.**

Reporting lab	Inconclusive	Negative	Positive	Percent positive	Total
WMC HEALTH GROUP OF KISSIMMEE LLC			1	100%	1
BRITTNEY WHELIHAN IRWIN ARNP LLC			1	100%	1
PALM BEACH COUNTY SHERIFF OFFICE			1	100%	1
Walgreens #19461		1			1
Kroger 367 - The Little Clinic Walton		1			1
WELLSTAR NORTH FULTON HOSPITAL LABORAT		1			1
MEDICAL ASSOCIATES OF PINELLAS - LAB			1	100%	1
ERIE COUNTY EMERGENCY SERVICES DIV OF		1			1
SUMMER PLACE NURSING & REHABILITATION		1			1
MEDSTAR HEALTH URGENT CARE			1	100%	1
BOND & STEELE CLINIC, PA			1	100%	1
REELFOOT FAMILY WALK-IN CLINIC		1			1
CVS MI8287POCT MACOMB		1			1
PAUL C SCHWARTZ & MELVIN L WEIDMAN		1			1
PANCARE HEALTH - BRUCE			1	100%	1
Kroger 699 - The Little Clinic Smyrna		1			1
CONSULATE HEALTH CARE OF VERO BEACH			1	100%	1
GENESEE COUNTY HEALTH DEPARTMENT		1			1
CVS MA299POCT WORCESTER		1			1
MEDEXPRESS URGENT CARE - HACKETTSTOWN		1			1
HELIX BIOMEDICS LLC			1	100%	1
ST JOSEPHS CHILDRENS HOSPITAL PEDI TRANSPORT			1	100%	1
MAHONEY PEDIATRICS PA			1	100%	1
WELLMED AT BAY AREA		1			1
CVS NE8616POCT LINCOLN		1			1
Washington County Nursing Home			1	100%	1
TITUSVILLE TOWERS ASSISTED LIVING		1			1
SAINT ALPHONSUS REGIONAL MEDICAL CENTER			1	100%	1
RED HOOK FAMILY PRACTICE		1			1
MEDCOR INC			1	100%	1
Senatobia Healthcare & Rehab		1			1
GWINNETT MEDICAL CENTER			1	100%	1
SAINT AGNES HOSPITAL			1	100%	1
TILE PHARMACY		1			1
EUGENE T FINAN, MD			1	100%	1
ADVENTHEALTH MEDICAL GROUP INTERNAL MEDICINE AT MILLS			1	100%	1
SUN LABORATORY SERVICES,INC			1	100%	1
White River Health Care Center		1			1
MEDIPLUS CLINIC, INC			1	100%	1
MANHATTAN COLLEGE HEALTH SERVICES		1			1
Kroger 407 - The Little Clinic Lexington		1			1
MORGAN MEDICAL CENTER		1			1
POUDRE VALLEY HOSPITAL			1	100%	1
FREDERICK AVENUE GROUP HOME		1			1
HIGHLAND LABORATORY			1	100%	1
VERMONT DEPT OF HEALTH LABORATORY			1	100%	1

# COVID-19: testing by laboratory

Data through Mar 26, 2021 verified as of Mar 27, 2021 at 09:25 AM

Data in this report are provisional and subject to change.

The numbers in the table below represent the number of Florida and non-Florida residents for whom test results were received by the Department of Health. A person can be tested by more than one laboratory and can have both positive and negative results. **Therefore, the sum of the numbers in each column will be larger than the total number of people tested.**

Reporting lab	Inconclusive	Negative	Positive	Percent positive	Total
Cornerstone at the Ranch		1			1
MIAMI-DADE COUNTY HEALTH DEPT.		1			1
TREASURE COAST MEDICAL CONCIERGE LLC			1	100%	1
UNIVERSITY PLACE NURSING CENTER		1			1
LIFESPAN HEALTH - SELMER		1			1
CVS MA38POCT CHARLTON		1			1
Overton Brooks VAMC		1			1
WESTOX LABS		1			1
PHOEBE PRIMARY CARE CAMILLA			1	100%	1
West Bay of Tampa Center			1	100%	1
ADVANCED MEDICAL LABORATORIES (AML)			1	100%	1
CRYSTAL RIVER FIRE DEPARTMENT			1	100%	1
WEST FLORIDA MEDICAL ASSOCIATES PA			1	100%	1
SOUTHERN FAMILY HEALTH			1	100%	1
DOCTORS HOSPITAL OF LAREDO			1	100%	1
ATMORE COMMUNITY HOSPITAL			1	100%	1
FLORIDA DIGESTIVE AND LIVER SPECIALISTS			1	100%	1
Life Care Center of Auburn		1			1
HEALTHPLUS			1	100%	1
HOSPITALS OF PROVIDENCE TRANSMOUNTAIN CAMPUS, THE			1	100%	1
MERCY GENERAL HOSPITAL			1	100%	1
CVS MI22230CV WAYNE COUNTY COMMUNITY COLLEGE			1	100%	1
QUALITY LAB			1	100%	1
UNIVERSITY OF MIAMI PRIMARY CARE SITE UMHC 3039			1	100%	1
REGIONAL MED CTR BAYONET POINT			1	100%	1
INNOVATIVE CARE II LLC			1	100%	1
CHI ST. LUKE'S HEALTH BCM MEDICAL CENTER			1	100%	1
VERITAS GENETICS, INC.			1	100%	1
SCRIPTS PLUS INC DBA THE MEDICINE SHOP		1			1
MEDEXPRESS URGENT CARE-BRENTWOOD		1			1
Williamstown Commons			1	100%	1
MOUNT ST MARYS HOSPITAL OF NIAGARA FALLS			1	100%	1
DESTIN SURGERY CENTER LTD		1			1
DOCTORS CARE - AIKEN MALL			1	100%	1
WELLMED AT LINEBAUGH AVE			1	100%	1
FAITH FAMILY PRACTICE			1	100%	1
LEE MEMORIAL HEALTH SYSTEMS HOME HEALTH		1			1
MEDICAL ASSOCIATES OF CARTER		1			1
MYKIDZMD PEDIATRICS PLLC		1			1
Wetumpka Health and Rehab, LLC		1			1
SPORTS MEDICINE CLINIC - U OF WYOMING			1	100%	1
ACCESS MEDICAL GROUP OF TAMPA INC			1	100%	1
CVS AZ4795POCT MESA		1			1
MEDHEALTH CLINICAL INC			1	100%	1
BAPTIST HOSPITAL FAMILY MEDICINE &			1	100%	1
Heritage of Red Cloud		1			1

# COVID-19: testing by laboratory

Data through Mar 26, 2021 verified as of Mar 27, 2021 at 09:25 AM

Data in this report are provisional and subject to change.

The numbers in the table below represent the number of Florida and non-Florida residents for whom test results were received by the Department of Health. A person can be tested by more than one laboratory and can have both positive and negative results. **Therefore, the sum of the numbers in each column will be larger than the total number of people tested.**

Reporting lab	Inconclusive	Negative	Positive	Percent positive	Total
BIOMAT ORLANDO		1			1
AVERA SACRED HEART HOSPITAL			1	100%	1
KETTERING MEDICAL CENTER			1	100%	1
BICKERTON, DAWN		1			1
HATLEY HEALTH CARE, INC		1			1
MCR HEALTH MEDICAL EXPRESS			1	100%	1
ST FRANCIS MEDICAL CENTER			1	100%	1
PINEVILLE PHARMACY			1	100%	1
Arlington Care Center			1	100%	1
ASSOCIATES IN INTERNAL MEDICINE PA			1	100%	1
Kroger - KR070300083			1	100%	1
MULTICARE PHYSICIANS			1	100%	1
MINUTECLINIC DIAGNOSTICS OF OKLAHOMA		1			1
RESIDENCES AT MIAMI / REIGN GARDENS LLC, THE			1	100%	1
MEDEXPRESS URGENT CARE - BENTONVILLE		1			1
ADVENTHEALTH SENIOR CARE AT ORMOND			1	100%	1
HEARTLAND OF ZEPHYRHILLS FL, LLC			1	100%	1
GOSHEN MEDICAL CENTER			1	100%	1
ROSLYN INTERNAL MEDICINE		1			1
NEMOURS CHILDREN'S			1	100%	1
ABRAKIDABRA KIDS CLINIC			1	100%	1
HEALTHALLIANCE HOSPITAL LABORATORY		1			1
LEE MEMORIAL HOSPITAL OUTPATIENT SURGERY CENTER			1	100%	1
COVENANT HEALTH		1			1
TEXAS HEALTH HARRIS METHODIST HOSPITAL			1	100%	1
CVS OH3481POCT MARYSVILLE		1			1
GALVESTON COUNTY HEALTH DISTRICT			1	100%	1
FAMILY MEDICAL CENTER OF HOLLYWOOD PA			1	100%	1
Orchid Cove at Naples			1	100%	1
VITAL CARE			1	100%	1
HUNTSVILLE HOSPITAL			1	100%	1
Illiana HCS -Danville VAMC		1			1
Glenburn Home		1			1
SOUTHEASTERN INTEGRATED MEDICAL PL			1	100%	1
Kroger 532 - The Little Clinic Murfreesboro		1			1
UNIVERSITY OF MIAMI - LENNAR CENTER			1	100%	1
PROGRESSIVE URGENT CARE, PC			1	100%	1
XSTREMEND			1	100%	1
INTERNAL MEDICINE EMILIA MURRAY MD PA		1			1
Smg At Bridgewater Family Medicine		1			1
CVS NE5714POCT OMAHA		1			1
MERITUS MEDICAL CENTER			1	100%	1
Life Care Center of Paradise Valley		1			1
CRESTHAVEN			1	100%	1
LAB TEST KENDALL LLC		1			1
Signature HealthCare of Bowling Green		1			1

# COVID-19: testing by laboratory

Data through Mar 26, 2021 verified as of Mar 27, 2021 at 09:25 AM

Data in this report are provisional and subject to change.

The numbers in the table below represent the number of Florida and non-Florida residents for whom test results were received by the Department of Health. A person can be tested by more than one laboratory and can have both positive and negative results. **Therefore, the sum of the numbers in each column will be larger than the total number of people tested.**

Reporting lab	Inconclusive	Negative	Positive	Percent positive	Total
BROOKSVILLE REGIONAL HOSPITAL			1	100%	1
MISSOURI DEPARTMENT OF HEALTH AND SENIOR SERVICES - STATE PH LAB		1			1
MID FLORIDA DERMATOLOGY ASSOCIATES PA			1	100%	1
EH FARGO HOSPITAL LABORATORY			1	100%	1
ADVANCE CARDIOVASCULAR IMAGING, INC			1	100%	1
LANGLADE			1	100%	1
PEDIATRIC PARTNERS ZEPHYRHILLS			1	100%	1
CMC MERCY LABORATORY			1	100%	1
CONNECTICUT PEDIATRICS @ CHC		1			1
TRAVIS LEE THOMPSON MD			1	100%	1
WOMACK ARMY MEDICAL CENTER			1	100%	1
LONESTAR 24HRER MANAGEMENT LLC DBA LONESTAR 24HRER			1	100%	1
STEWART MEDICAL GROUP INC			1	100%	1
PUBLIX PHARMACY # 1236			1	100%	1
Mission Arch Center		1			1
JEFFREY A HIRSCHFIELD, MD PA			1	100%	1
Wayne County Nursing Home		1			1
ALLEGHENY GENERAL HOSPITAL			1	100%	1
Good Shepherd Fairview Home, Inc.		1			1
YUMA REGIONAL MEDICAL CENTER			1	100%	1
Orange City Nursing and Rehab Center			1	100%	1
NEW RIVER HEALTH DISTRICT			1	100%	1
MEMORIAL HOSPITAL - BELLEVILLE			1	100%	1
BIOMAT USA INC			1	100%	1
LOUISIANA STATE LAB			1	100%	1
Wexner Heritage House			1	100%	1
HOWELL BRANCH COURT			1	100%	1
MEDEXPRESS URGENT CARE - MT EPHRAIM		1			1
DORNOCH PLACE DEL PRADO		1			1
Parkside Manor		1			1
SILVERMAN			1	100%	1
BAM INC		1			1
MIRAMAR KIDNEY CENTER		1			1
American Fork Care Center dba Heritage Care Center		1			1
FLORIDA DEPARTMENT OF HEALTH IN CITRUS COUNTY		1			1
HEALTH CLINIC,THE		1			1
PARK AVENUE DERMATOLOGY NORTH			1	100%	1
Mountain City Care and Rehabilitation Center		1			1
BAXTER REGIONAL MEDICAL CENTER			1	100%	1
TMH PHYSICIAN PARTNERS QUINCY			1	100%	1
SOMA MEDICAL CENTER PA #2			1	100%	1
COMMUNITY MEDICAL CARE			1	100%	1
ADVENTHEALTH HOME CARE WATERMAN			1	100%	1
ALCALA PHARMACEUTICALS			1	100%	1
TCPA CLINICAL LABORATORIES			1	100%	1
ADVENT HEALTH MEDICAL GROUP MULTISPECIALTY			1	100%	1

# COVID-19: testing by laboratory

Data through Mar 26, 2021 verified as of Mar 27, 2021 at 09:25 AM

Data in this report are provisional and subject to change.

The numbers in the table below represent the number of Florida and non-Florida residents for whom test results were received by the Department of Health. A person can be tested by more than one laboratory and can have both positive and negative results. **Therefore, the sum of the numbers in each column will be larger than the total number of people tested.**

Reporting lab	Inconclusive	Negative	Positive	Percent positive	Total
Kroger 126 - The Little Clinic Cottonwood		1			1
NEMOURS CHILDREN'S PRIMARY CARE			1	100%	1
DORAL KIDNEY CENTER			1	100%	1
SOUTH DADE NURSING & REHABILITATION CENTER			1	100%	1
BRIDGEWATER PARK ASSISTED LIVING LLC			1	100%	1
LINCOLN COUNTY MEDICAL CENTER		1			1
PROVIDENCE PORTLAND MEDICAL CENTER		1			1
DEPARTMENT OF HEALTH SERVICES			1	100%	1
ST ANTHONY COMMUNITY HOSPITAL LAB		1			1
PRINCIPLE DIAGNOSTICS LLC			1	100%	1
VA Texas Valley Coastal Bend Harlingen HCC		1			1
ADVENTHEALTH MEDICAL GROUP PEDIATRICS DIABETES &			1	100%	1
NICKLAUS CHILDREN'S DORAL OUTPATIENT CENTER			1	100%	1
MEDPOST URGENT CARE - CIBOLO			1	100%	1
MYCLINIC, INC			1	100%	1
NULEASE MEDICAL SOLUTIONS			1	100%	1
Arlington Health and Rehabilitation		1			1
MEDCARE QUALITY MEDICAL CENTER LLC			1	100%	1
Consulate Health Care of Tallahassee			1	100%	1
PALMETTO CHARTER SCHOOL		1			1
SOUTHEASTERN HEALTH FACILITES, INC		1			1
WAYCROSS INTRTNAL MEDICINE			1	100%	1
Vibralfel of El Paso Rehabilitation Center			1	100%	1
ALABAMA REFERENCE LAB			1	100%	1
Juniper Village at Bucks County		1			1
ADVENTHEALTH MEDICAL GROUP OBSTETRICS			1	100%	1
PINNACLE DIALYSIS		1			1
Piqua Manor		1			1
AVON PARK CLUSTER		1			1
LOUNDRY		1			1
LOUIS STOKES CLEVELAND VA MEDICAL CENTER			1	100%	1
SOUTHWEST ORLANDO FAMILY MEDICINE, PL			1	100%	1
MEMORIAL HOSPITAL AT GULFPORT			1	100%	1
NORTHWEST FLORIDA SPECIALTY PHYSICIANS LLC		1			1
SPRINGBROOK HOSPITAL			1	100%	1
DR JAMES D FORBES FAMILY CARE CENTER			1	100%	1
CHILDREN'S MEMORIAL HOSPITAL			1	100%	1
ST. JOHN HOSPITAL & MEDICAL CENTER			1	100%	1
GEORGE WASHINGTON UNIVERSITY HOSPITAL			1	100%	1
AUSTIN URGENT CARE			1	100%	1
SPHERE DX			1	100%	1
SUNCOAST PRIMARY CARE LLC			1	100%	1
JUP Serology SubSection			1	100%	1
HOSPITAL SISTERS HEALTH SYSTEM (HSBS)			1	100%	1
STEPHEN G NELSON MD PA			1	100%	1
UNLIMITED MEDICAL SERVICES OF FL PL DBA		1			1

# COVID-19: testing by laboratory

Data through Mar 26, 2021 verified as of Mar 27, 2021 at 09:25 AM

Data in this report are provisional and subject to change.

The numbers in the table below represent the number of Florida and non-Florida residents for whom test results were received by the Department of Health. A person can be tested by more than one laboratory and can have both positive and negative results. **Therefore, the sum of the numbers in each column will be larger than the total number of people tested.**

Reporting lab	Inconclusive	Negative	Positive	Percent positive	Total
HILTON HEAD HOSPITAL/INPATIENT			1	100%	1
KIOSK MEDICINE OF KENTUCKY LLC		1			1
ST VINCENTS OUTPATIENT IMAGING		1			1
Kroger 682 - The Little Clinic New Holland Market			1	100%	1
SSC NASHVILLE OPERATING CO LLC D/B/A		1			1
DOCTORS AFTER HOURS URGENT CARE CENTER			1	100%	1
TEVAPHARM			1	100%	1
SANITAS RESEARCH LLC			1	100%	1
UNIVERSITY OF MN MEDICAL CENTER EAST CAMPUS			1	100%	1
ST. PETERSBURG PEDIATRICS-SEMINOLE			1	100%	1
PALACE CARE AND REHAB		1			1
WEST COAST CLINICAL LABS INC			1	100%	1
GOSHEN HOSPITAL			1	100%	1
Dupage Care Center			1	100%	1
HOUSTON DEPARTMENT OF HEALTH AND HUMAN SERVICES			1	100%	1
AUGUSTA HEALTH CLINICAL LABORATORY			1	100%	1
SACRED HEART HOSPITAL NURSING			1	100%	1
NAVARRO MEDICAL CENTERS LLC			1	100%	1
QLABS			1	100%	1
UNIVERSITY OF TOLEDO MEDICAL CENTER			1	100%	1
ATHENS LIMESTONE HOSPITAL		1			1
HHCS PHARMACY INC			1	100%	1
Kroger 83 - The Little Clinic Rock Road		1			1
HORIZON MEDICAL CENTER			1	100%	1
Advanced Rehabilitation of Vernon		1			1
OPTUM MEDICAL CLINIC IN ROCKRIMMON			1	100%	1
Grangeville Health and Rehab		1			1
PEDRO L ORTEGA MD PA			1	100%	1
TRUMAN MEDICAL CENTER - HOSPITAL HILL			1	100%	1
THE LITTLE CLINIC LLC			1	100%	1
PALM BEACH DIABETES AND ENDOCRINE SPECIALISTS, PA			1	100%	1
BAYOU URGENT CARE			1	100%	1
ST GERARD'S COMMUNITY OF CARE		1			1
HELGEMO & LIOU PEDIATRICS			1	100%	1
ALPHA CLINICAL LABORATORY CORP.			1	100%	1
Brown Nursing Home		1			1
Le Roy Village Green		1			1
RICHMOND MEDICAL CENTER FOR WOMEN		1			1
HEALTHFORCE PARTNERS INC			1	100%	1
THE MEDICAL CENTER AT BOWLING GREEN			1	100%	1
GENESIS CARE USA OF FLORIDA, LLC			1	100%	1
MAYO CLINICAL LABORATORIES		1			1
NATIONAL INSTITUTES OF HEALTH CLINICAL CENTER			1	100%	1
UNIVERSITY OF IOWA HOSPITALS & CLINICS			1	100%	1
HEALTHCARE ASSOCIATES OF IRVING, LLP			1	100%	1
VIVEX/UMTB BIOMEDICAL			1	100%	1

# COVID-19: testing by laboratory

Data through Mar 26, 2021 verified as of Mar 27, 2021 at 09:25 AM

Data in this report are provisional and subject to change.

The numbers in the table below represent the number of Florida and non-Florida residents for whom test results were received by the Department of Health. A person can be tested by more than one laboratory and can have both positive and negative results. **Therefore, the sum of the numbers in each column will be larger than the total number of people tested.**

Reporting lab	Inconclusive	Negative	Positive	Percent positive	Total
ODYSSEY HEALTH CARE OF MARION COUNTY LLC		1			1
ARCADIA DIALYSIS CENTER			1	100%	1
APOLLO ADVANCED HOME HEALTH CORP			1	100%	1
COMMUNITY MEDICAL CENTER-ORANGE CITY		1			1
QUEST INC			1	100%	1
HALEYVILLE HEALTH CARE CENTER		1			1
MANOR CARE OF DELRAY BEACH FL LLC		1			1
SAINT BARNABAS MEDICAL CENTER		1			1
WALGREENS # 11165		1			1
WALGREENS #01398			1	100%	1
FOCUSED CARE AT ALLENBROOK		1			1
SIGNATURE CARE MEMORIAL CITY			1	100%	1
MISSION HOSPITAL - MEMORIAL CAMPUS			1	100%	1
CONCORDIA MANOR			1	100%	1
INHEALTH LIFE SCIENCES LLC			1	100%	1
KIDSVILLE PEDIATRICS III PA			1	100%	1
Avera Sr. James Care Center		1			1
JACKSONVILLE HEALTH & REHAB		1			1
MARTIN HEALTH PHYSICIAN GROUP			1	100%	1
CRUSADER COMMUNITY HEALTH			1	100%	1
CVS TX7431POCT ROWLETT		1			1
SOUTHERN REGIONAL MEDICAL CENTER		1			1
ALPHA 1 ANTITRYPSIN RESEARCH PROGRAM			1	100%	1
Rockcastle Health and Rehab		1			1
BHS PHYSICIAN NETWORK			1	100%	1
Central Park Healthcare & Rehabilitation Center		1			1
MEDEXPRESS URGENT CARE PENNSVILLE		1			1
Louis Stokes Cleveland VA - Midtown Dialysis Center		1			1
Village Green Health & Rehabilitation		1			1
FLORIDA EPIDEMIOLOGY PROGRAM			1	100%	1
Kroger 524 - The Little Clinic Iron Bridge Road		1			1
SUMMIT LABORATORY			1	100%	1
Kroger 379 - The Little Clinic Stony Brook		1			1
LEGACY AT HIGHWOODS PRESERVE		1			1
TREASURE COAST COMMUNITY HEALTH INC			1	100%	1
QC LABORATORY			1	100%	1
MERITER LABORATORIES			1	100%	1
MEDONE URGENT CARE			1	100%	1
LPG PRIMARY CARE AT LABELLE			1	100%	1
DOCTORS CHOICE HOME CARE INC			1	100%	1
NORWALK HOSPITAL			1	100%	1
MISSION HOSPITAL			1	100%	1
MED-LAKE LABORATORY			1	100%	1
CVS OH6167POCT ASHLAND		1			1
CLEVELAND CLINIC FLORIDA LAB			1	100%	1
Autumn Care of Suffolk		1			1

# COVID-19: testing by laboratory

Data through Mar 26, 2021 verified as of Mar 27, 2021 at 09:25 AM

Data in this report are provisional and subject to change.

The numbers in the table below represent the number of Florida and non-Florida residents for whom test results were received by the Department of Health. A person can be tested by more than one laboratory and can have both positive and negative results. **Therefore, the sum of the numbers in each column will be larger than the total number of people tested.**

Reporting lab	Inconclusive	Negative	Positive	Percent positive	Total
WINNIFRED ASSISTED LIVING FACILITY INC		1			1
SONNI'S PEDIATRICS			1	100%	1
CELEBRATION HOSPITAL			1	100%	1
Manor Care Health Care Services - Williamsport North		1			1
Kroger 753 - The Little Clinic Goss Avenue		1			1
Court House Center		1			1
AUTUMN CARE OF STATESVILLE, LLC		1			1
CAREWELL URGENT CARE FITCHBURG			1	100%	1
Kroger 397 - The Little Clinic Frankfort East		1			1
CLINICAL RESEARCH OF WEST FLORIDA		1			1
CLARKSVILLE HEALTH SYSTEM			1	100%	1
HOLLAND COMMUNITY HOSPITAL		1			1
DOCTOR TODAY URGENT CARE			1	100%	1
TARRYTOWN PHARMACY			1	100%	1
AMERICAN LAB LLC		1			1
Memorial Health Care Center			1	100%	1
Kroger 006 - The Little Clinic Uintah Gardens		1			1
FHPG SURGICAL ASSOCIATES OF EAST PASCO			1	100%	1
BROADWAY HEALTH FLORIDA MEDICAL CLINIC URGENT CARE			1	100%	1
AMERICAN FAMILY CARE - SMYRNA			1	100%	1
WALK IN FAMILY MEDICINE CENTER			1	100%	1
BETHESDA ON TURKEY CREEK			1	100%	1
UMASS MEMORIAL MEDICAL CENTER, INC		1			1
Bethel Lutheran Nursing & Rehabilitation Center		1			1
MONMOUTH MEDICAL CENTER		1			1
HALIFAX HEALTH PRIMARY CARE ORMOND			1	100%	1
FAYETTE MEDICAL CENTER LAB		1			1
PULMONARY, CRITICAL CARE AND SLEEP DISORDERS INSTITUTE OF SOUTH FLORIDA			1	100%	1
GOOD PEDIATRICS			1	100%	1
CONCENTRA - OCALA		1			1
DONALSONVILLE HOSPITAL			1	100%	1
OCALA REGIONAL DIALYSIS- NORTH			1	100%	1
OPCO LLC LEGACY NURSING AND REHABILITATION		1			1
ABBOTT LABORATORIES - OCCUPATIONAL HEALTH SERVICES			1	100%	1
QUALITY CLINICAL LAB LLC			1	100%	1
WASHINGTONVILLE PHARMACY INC		1			1
LIMA MEMORIAL HOSPITAL			1	100%	1
FAMILY MEDICAL CLINIC KENDALL LLC			1	100%	1
BIOMERIEUX			1	100%	1
SMITH			1	100%	1
BAPTIST HEALTH EXPRESS CARE			1	100%	1
MEDICAL ASSOCIATES OF THE SHOALS		1			1
REFERENCE LABORATORY			1	100%	1
Fairhaven Retirement Community		1			1
NEMOURS CHILDRENS PRIMARY CARE CLERMONT			1	100%	1
1ST MED DOTHAN			1	100%	1



# COVID-19: testing by laboratory

Data through Mar 26, 2021 verified as of Mar 27, 2021 at 09:25 AM

Data in this report are provisional and subject to change.

The numbers in the table below represent the number of Florida and non-Florida residents for whom test results were received by the Department of Health. A person can be tested by more than one laboratory and can have both positive and negative results. **Therefore, the sum of the numbers in each column will be larger than the total number of people tested.**

Reporting lab	Inconclusive	Negative	Positive	Percent positive	Total
WYOMING COUNTY DEPARTMENT OF HEALTH		1			1
EMERSON HOSPITAL LABORATORY			1	100%	1
ELITE MEDICAL LABORATORY SOLUTIONS LLC			1	100%	1
Moab Regional Hospital			1	100%	1
Birmingham Nursing and Rehabilitation East LLC		1			1
Greencroft Goshen		1			1
Kroger 368 - The Little Clinic Frankfort West		1			1
Kroger 968 - The Little Clinic Colerain Township		1			1
KANA MEDICAL			1	100%	1
PRIORITY CARE LLC			1	100%	1
CURA LABORATORY SERVICES			1	100%	1
OCEANVIEW NURSING AND REHABILITAION CENTER			1	100%	1
WILLOWBROOKE COURT AT MATTHEWS GLEN		1			1
Heritage Health of Peru			1	100%	1
Victory Health and Rehabilitation			1	100%	1
Courtenay Springs Village			1	100%	1
IRA FIALKO DO			1	100%	1
RESOURCE PATH LLC			1	100%	1
TENNOVA HEALTHCARE - CLEVELAND			1	100%	1
AMERICAN FAMILY CARE URGENT CARE		1			1
SUNSHINE PEDIATRICS OF LUTz			1	100%	1
SANTA CLARA VALLEY MEDICAL CENTER			1	100%	1
TOMAH VAMC			1	100%	1
MEDEXPRESS-DOVER		1			1
DEL PRADO MEDICAL CENTER, INC		1			1
SAINT LEO UNIVERSITY INCORPORATED			1	100%	1
ALLIED PHYSICIANS GROUP		1			1
USC VERDUGO HILLS HOSPITAL			1	100%	1
DOCTORS MEMORIAL HOSP HOME HEALTH CARE		1			1
BETHESDA DIALYSIS			1	100%	1
SPINE & PAIN CONSULTANT PLLC		1			1
NORTH FLORIDA FAMILY MEDICINE			1	100%	1
TRAFALGAR DIALYSIS			1	100%	1
MDS PHARMA SERVICES		1			1
CVS MA2600POCT WEYMOUTH			1	100%	1
Kroger 970 - The Little Clinic Westfield			1	100%	1
Broomall Manor		1			1
Kroger 465 - The Little Clinic Oakley		1			1
Ohman Family Living at Holly Assisted Living		1			1
ST. MARY MEDICAL CENTER		1			1
ELMCROFT OF TIMBERLIN PARC			1	100%	1
BOLLES SCHOOL, THE			1	100%	1
SC-GA2018 SIMPSONVILLE REHABILITATION		1			1
WALGREENS #15291		1			1
Glen Oaks Health and REhabilitation		1			1
Medicalodges Neosho			1	100%	1

# COVID-19: testing by laboratory

Data through Mar 26, 2021 verified as of Mar 27, 2021 at 09:25 AM

Data in this report are provisional and subject to change.

The numbers in the table below represent the number of Florida and non-Florida residents for whom test results were received by the Department of Health. A person can be tested by more than one laboratory and can have both positive and negative results. **Therefore, the sum of the numbers in each column will be larger than the total number of people tested.**

Reporting lab	Inconclusive	Negative	Positive	Percent positive	Total
SPECIALTY DRUG TESTING			1	100%	1
MOUNT SINAI MEDICAL CENTER AVENTURA ER			1	100%	1
GARNET HEALTH DOCTORS		1			1
LEHIGH PULMONARY ASSOCIATES			1	100%	1
Kroger 359 - The Little Clinic Bellevue		1			1
CLAYTON NURSING AND REHABILITATION		1			1
SUREPOINT URGENT CARE PADRE ISLAND			1	100%	1
FAMILY MEDICAL CENTER		1			1
LRGHEALTHCARE		1			1
Kingston Care Center of Fort Wayne		1			1
BSA PHYSICIANS GROUP, INC D/B/A BSA FAMILY MEDICAL			1	100%	1
Manor Care Health Services- Wilmington			1	100%	1
5 STAR HOME HEALTH SERVICES INC		1			1
The Evangelical Lutheran Good Samaritan Society Prescott Village		1			1
HEALTH CARE SERVICES LC			1	100%	1
FAIRFIELD MEDICAL CENTER			1	100%	1
CVS OH3306POCT AKRON		1			1
CVS MA1121POCT WESTFORD		1			1
SOUTHEAST MISSOURI HOSPITAL		1			1
AMERICAN MEDICAL RESPONSE - FARMER BRA		1			1
Eden Meadows		1			1
Coos County Nursing Home		1			1
HOPE HEALTH & WELLNESS		1			1
ST JOHNS MEDICAL CENTER		1			1
Ramsey Village		1			1
Dulles Health and Rehab Center		1			1
CHI MEMORIAL HOSPITAL CHATTANOOGA			1	100%	1
MORNINGSIDE NURSING AND REHABILITATION		1			1
St. Anne Home		1			1
TEXAS HEALTH ARLINGTON MEMORIAL HOSPITAL			1	100%	1
CONVENIENT MEDICAL AND HEALTH SERVICES			1	100%	1
FRONT PORCH PEDIATRICS PLLC			1	100%	1
VISTA LAKE ASSISTED LIVING			1	100%	1
CAPITAL HEALTH PLAN - GOVERNORS SQUARE			1	100%	1
PEDRO MENENDEZ HEALTH CENTER AT ST JOHNS			1	100%	1
COLONIAL HEALTH CARE		1			1
ULTIMATE KIDNEY CARE			1	100%	1
ACUTE AND COMMUNICABLE DISEASE PREVENTION			1	100%	1
CVS NE8626POCT LINCOLN		1			1
STEWART FLORIDA ALF, INC			1	100%	1
INTERMOUNTAIN HEALTHCARE LABORATORY SERVICES			1	100%	1
OMAHA VA MEDICAL CENTER			1	100%	1
MARTINSVILLE HEALTH AND REHAB			1	100%	1
UCH LAB			1	100%	1
TEXAS HEALTH ARLINGTON MEMORIAL		1			1
Willowbrooke Court at Normandy Farms Estates		1			1

# COVID-19: testing by laboratory

Data through Mar 26, 2021 verified as of Mar 27, 2021 at 09:25 AM

Data in this report are provisional and subject to change.

The numbers in the table below represent the number of Florida and non-Florida residents for whom test results were received by the Department of Health. A person can be tested by more than one laboratory and can have both positive and negative results. **Therefore, the sum of the numbers in each column will be larger than the total number of people tested.**

Reporting lab	Inconclusive	Negative	Positive	Percent positive	Total
Kingston of Miamisburg		1			1
ASSURANCE HEALTHCARE AND COUNSELING CENTER		1			1
CLERMONT HEALTH DEPARTMENT			1	100%	1
FAMILY AND INTERNAL MEDICINE ASSOCIATES		1			1
WINDERMERE PEDIATRICS			1	100%	1
CVS / PHARMACY #10794			1	100%	1
CORONA CONCIERGE, LLC		1			1
CVS CA9823POCT SACRAMENTO		1			1
MCLEOD MEMORIAL HOSPITAL CLARENDON			1	100%	1
MAYO CLINIC OUTPATIENT DIALYSIS CENTER			1	100%	1
Brownwood Nusing & Rehabilitation		1			1
CAREWELL 203			1	100%	1
OAK HAVEN REHAB AND NURSING CENTER			1	100%	1
HEARTLAND OF MARIETTA OH LLC DBA		1			1
Kroger 390 - The Little Clinic North College Hill		1			1
ORCHID TERRACE		1			1
Oregon Veterans Home The Dalles		1			1
OMC PRIMARY CARE - HOSPITAL CAMPUS			1	100%	1
ST JOHNS PEDIATRICS PA		1			1
UMMC MIDTOWN CAMPUS			1	100%	1
MANHATTAN EYE EAR AND THROAT HOSPITAL		1			1
TRIHEALTH			1	100%	1
A G RHODES HOME AT WESLEY WOODS		1			1
OAKWOOD HOSPITAL - SOUTHSHORE			1	100%	1
KINGWOOD EMERGENCY HOSPITAL			1	100%	1
MEDEXPRESS URGENT CARE, MOSSIDE		1			1
BORINQUEN HEALTH CENTER			1	100%	1
ALAFAYA WOODS FAMILY MEDICAL CENTER		1			1
Valley View Health and Rehabilitation, LLC		1			1
FAMILY PRACTICE ASSOCIATES		1			1
Abernethy Laurels		1			1
Port Orange Nursing And Rehab Center			1	100%	1
777 URGENT CARE			1	100%	1
FALMOUTH HOSPITAL			1	100%	1
SPARTANBURG REGIONAL MEDICAL CENTER			1	100%	1
MEMORIAL HERMANN KATY HOSPITAL			1	100%	1
CUSTOM SCRIPTS PHARMACY		1			1
EVEZIA DIAGNOSTICS			1	100%	1
RANDOLPH COUNTY HEALTH & REHABILITATIO		1			1
Heartland Health Care Center Jacksonville			1	100%	1
RM PHARMACY SERVICES INC		1			1
PERRY COUNTY NURSING HOME		1			1
Kroger 670 - The Little Clinic Dawson Forest Rd & Hwy 19		1			1
CHI ST ALEXIUS TRANSITIONAL CARE UNIT		1			1
PUBLIX PHARMACY #1114			1	100%	1
LAS PALOMAS SENIOR LIVING		1			1

# COVID-19: testing by laboratory

Data through Mar 26, 2021 verified as of Mar 27, 2021 at 09:25 AM

Data in this report are provisional and subject to change.

The numbers in the table below represent the number of Florida and non-Florida residents for whom test results were received by the Department of Health. A person can be tested by more than one laboratory and can have both positive and negative results. **Therefore, the sum of the numbers in each column will be larger than the total number of people tested.**

Reporting lab	Inconclusive	Negative	Positive	Percent positive	Total
LIFEGUARD AMBULANCE SERVICE LLC - BAY COUNTY			1	100%	1
RCP OF MEMORIAL WEST			1	100%	1
WEST VIRGINIA UNIVERSITY HOSPITALS			1	100%	1
DE TAR HOSPITAL			1	100%	1
Grand Junction VAMC		1			1
White Oak Manor - Rock Hill		1			1
HACKENSACK UNIVERSITY MEDICAL CENTER		1			1
Fairview			1	100%	1
MEDICAL CENTER			1	100%	1
HEALTH EXPRESS		1			1
Mary Anna Nursing Home		1			1
SUMMERFIELD PAIN MANAGEMENT			1	100%	1
PHYSICIANS ASSOCIATES PA			1	100%	1
GENERATIONS CENTER OF SPENCER		1			1
Imperial Healthcare Centre			1	100%	1
BERKSHIRE MEDICAL CENTER			1	100%	1
DOCTORS CARE – GREER		1			1
CARESPOT - LEE VISTA			1	100%	1
MISSOURI DEPT. OF HEALTH			1	100%	1
ST MICHAEL'S ELITE MEDICAL HOSPITAL			1	100%	1
NATION'S BEST CARE HOME HEALTH			1	100%	1
PM PEDIATRICS OF BAYSIDE PLLC - BELLER		1			1
FAMILY MEDICAL CENTRE			1	100%	1
WELLMED AT LONGWOOD			1	100%	1
ABINGTON MEMORIAL HOSPITAL			1	100%	1
MEDEXPRESS URGENT CARE - NUTLEY		1			1
UT HEALTH RIO GRANDE VALLEY PRIMARY CARE AT			1	100%	1
MEDTOWN PHARMACY			1	100%	1
BROCK HUGHES MEDICAL CENTER			1	100%	1
LEXINGTON HOSPITAL CORPORATION			1	100%	1
Ideal Senior Living Center		1			1
DIGESTIVE DISEASE CARE PC		1			1
ALLIANCE LABORATORY SERVICES			1	100%	1
DISCOVERY AT HOME, LLC			1	100%	1
WINTER PARK MEMORIAL HOSPITAL LABORATORY		1			1
FLAGLER CARE CENTER			1	100%	1
SHAH			1	100%	1
Crowne Place Assisted Living		1			1
ST MARY'S OF SAGINAW		1			1
TRIDENT ANTI AGING LLC			1	100%	1
NEW SMYRNA BEACH AMBULATORY CARE CTR			1	100%	1
EAST CORE LAB			1	100%	1
CONWAY - SHERWOOD URGENT CARE			1	100%	1
ATRIA TAMARAC			1	100%	1
Erie VAMC		1			1
DAYTONA BEACH DIALYSIS			1	100%	1

# COVID-19: testing by laboratory

Data through Mar 26, 2021 verified as of Mar 27, 2021 at 09:25 AM

Data in this report are provisional and subject to change.

The numbers in the table below represent the number of Florida and non-Florida residents for whom test results were received by the Department of Health. A person can be tested by more than one laboratory and can have both positive and negative results. **Therefore, the sum of the numbers in each column will be larger than the total number of people tested.**

Reporting lab	Inconclusive	Negative	Positive	Percent positive	Total
FOUNDATION LABORATORY			1	100%	1
WILSON FAMILY MEDICINE LLC		1			1
MERCY - NORTH IOWA			1	100%	1
FRESENIUS SOUTH FORT MYERS		1			1
MARTIN MEM FAMILY CARE AT ST LUCIE W			1	100%	1
HARRIS URGENT CARE CENTER			1	100%	1
PEACHEALTH LABORATORIES		1			1
SHEPHERD CENTER CLINICAL LABORATORY		1			1
SWIFTCARE URGENT CARE, PLLC			1	100%	1
Maplewood of Cheshire County		1			1
COLER REHABILITATION AND NURSING CARE		1			1
ADVANCED RESEARCH AND DIAGNOSTIC LABORATORY UNIVERSITY OF MINNESOTA			1	100%	1
CERMAK HEALTH SERVICES			1	100%	1
KIDS CARE PEDIATRICS			1	100%	1
Isle Health and Rehabilitation Center			1	100%	1
BEVERLY ADVANCED PRACTICE NURSING		1			1
PIEDMONT HENRY HOSPITAL, INC		1			1
Baypoint Healthcare Center			1	100%	1
Ash Flat Healthcare and Rehabilitation Center			1	100%	1
ELKHART GENERAL HOSPITAL			1	100%	1
LabCorp of America			1	100%	1
PALM BREEZE DIALYSIS			1	100%	1
AL MANI HEALTH INSTUTUTE		1			1
MEADOWS PARK HEALTH AND REHABILITATION		1			1
AURORA HEALTH CARE METRO INC			1	100%	1
JUPITER MEDICAL CENTER INC			1	100%	1
Indianspring of Oakley		1			1
HEBER VALLEY HOSPITAL			1	100%	1
CROWNPOINT HEALTHCARE FACILITY		1			1
NASON HOSPITAL			1	100%	1
BAYLOR SCOTT & WHITE MEDICAL SURGICAL CLINIC			1	100%	1
FAIRVIEW SOUTHDAL			1	100%	1
BAYFRONT HEAL WOUND CARE AND HYPERBARIC CENTER			1	100%	1
MEMORIALCARE LONG BEACH MEDICAL CENTER			1	100%	1
BISHOP KEARNEY		1			1
FIRST CARE WALK IN CLINIC LLC			1	100%	1
MEDEXPRESS URGENT CARE - VINELAND S MA		1			1
SANFORD LABORATORIES WATERTOWN			1	100%	1
441 URGENT CARE CENTER - BROWNWOOD			1	100%	1
ROAN MOUNTAIN MEDICAL CENTER			1	100%	1
NORTH SHORE HEMATOLOGY-ONCOLOGY ASSOCI		1			1
ADVENT HEALTH - OWASA			1	100%	1
Kroger 838 - The Little Clinic Fairborn		1			1
STATE OF CALIFORNIA DOH SERVICES			1	100%	1
LAB PLUS, LLC			1	100%	1
BROOKSHIRE, THE			1	100%	1

# COVID-19: testing by laboratory

Data through Mar 26, 2021 verified as of Mar 27, 2021 at 09:25 AM

Data in this report are provisional and subject to change.

The numbers in the table below represent the number of Florida and non-Florida residents for whom test results were received by the Department of Health. A person can be tested by more than one laboratory and can have both positive and negative results. **Therefore, the sum of the numbers in each column will be larger than the total number of people tested.**

Reporting lab	Inconclusive	Negative	Positive	Percent positive	Total
Heartland of Perrysburg		1			1
LRHS Pablo Urgent Care		1			1
CDR MAGUIRE – STUART MISSION			1	100%	1
NEW ERA COMMUNITY HEALTH CENTER LLC		1			1
SYNERGENE LABORATORY			1	100%	1
THE CHILDREN'S HOSPITAL OF PHILADELPHIA		1			1
SHARON REGIONAL MEDICAL CENTER			1	100%	1
SOUTHERN HILLS MEDICAL CENTER			1	100%	1
DIGNITY HEALING LLC			1	100%	1
MID FLORIDA BIOLOGICALS			1	100%	1
Hempfield Manor		1			1
Monument Health Custer Care Center		1			1
WILLOW DALE WELLNESS VILLAGE APARTMENT		1			1
BEACHSIDE DETOX		1			1
HARDEN DIALYSIS		1			1
CVS CT750POCT ENFIELD		1			1
Brookcrest Nursing Home		1			1
ST JOHNS EPISCOPAL HOSPITAL SOUTH SHORE		1			1
Falmouth By The Sea			1	100%	1
Signature Healthcare of Fort Wayne		1			1
CARENOW LAKE WORTH			1	100%	1
UUHC - REDSTONE HEALTH CENTER LABORATORY			1	100%	1
Tremont Health & Rehabilitation Center		1			1
MEDEXPRESS URGENT CARE-MEADVILLE			1	100%	1
CARESPOT - OCOEE			1	100%	1
HAMILTON CI MAIN UNIT ANNEX/ WORK CAMP			1	100%	1
Community Compassion Center of Batesville			1	100%	1
FLORIDA KEYS PED AND ADOLES CTR			1	100%	1
CENTRAL TX MEDICAL CENTER - LAB			1	100%	1
PINEBROOK CARE AND REHABILITATION CENTER□			1	100%	1
Kroger 63 - The Little Clinic Glassford Hill Rd		1			1
TANGLEWOOD MANOR		1			1
TITUSVILLE CENTER FOR SURGICAL EXCELLENCE LLC		1			1
LP Marietta II, LLC		1			1
CITRONELLE HEALTH AND REHABILITATION CENTER		1			1
ADVENTHEALTH PHYSICIAN GROUP – APPLEWOOD			1	100%	1
SUMMIT DETOX INC			1	100%	1
CYPRESS CREEK OUTPATIENT SURGICAL CTR, LLC			1	100%	1
Brynwood Health & Rehabilitation Center			1	100%	1
Kroger 353 - The Little Clinic Harpers Point		1			1
Rio Grande City Nursing and Rehab Center			1	100%	1
AURORA MEDICAL CENTER-KENOSHA			1	100%	1
RMC BROOKHOLLOW MED AESTHETICS INC		1			1
NORTHSIDE MEDICAL CENTER		1			1
MED BAR LLC		1			1
AVERA ST. MARY'S HOSPITAL			1	100%	1

# COVID-19: testing by laboratory

Data through Mar 26, 2021 verified as of Mar 27, 2021 at 09:25 AM

Data in this report are provisional and subject to change.

The numbers in the table below represent the number of Florida and non-Florida residents for whom test results were received by the Department of Health. A person can be tested by more than one laboratory and can have both positive and negative results. **Therefore, the sum of the numbers in each column will be larger than the total number of people tested.**

Reporting lab	Inconclusive	Negative	Positive	Percent positive	Total
Village Crest Center for Health & Rehabilitation		1			1
FLAGLER PROFESSIONAL HEALTH CARE SERVICES INC		1			1
APPLECARE BRUNSWICK			1	100%	1
SOMA MEDICAL CENTER PA #2 OAKLAND			1	100%	1
CHESAPEAKE REGIONAL MEDICAL CENTER			1	100%	1
MEDEXPRESS URGENT CARE - LODI		1			1
ST VINCENT'S AMBULATORY CARE INC			1	100%	1
RIVERSIDE MEDICAL CENTER		1			1
HCL LABORATORIES			1	100%	1
ELAN MANATEE			1	100%	1
CTMD MEDICAL CENTER, PA			1	100%	1
CFCH - FROSTPROOF			1	100%	1
RIVERVIEW HOSPITAL	1				1
MACKINAC STRAITS LONG TERM CARE UNIT		1			1
URGENT CARE OF FORT LAUDERDALE INC			1	100%	1
CVS KS8573POCT OVERLAND PARK		1			1
FALKVILLE HEALTHCARE		1			1
SOUTHWESTERN STATE HOSPITAL LABORATORY			1	100%	1
MT CARMEL NURSING HOME		1			1
HEALTHCARE FOR THE HOMELESS			1	100%	1
Oakland Nursing and Rehabilitation Center		1			1
PRIMARY AND URGENT CARE			1	100%	1
DERMDX, DIV OF AURORA DIAGNOSTICS/BERNHARDT LAB		1			1
INFECTION CONTROL DEPT			1	100%	1
Home Health Care Clinic		1			1
CVS AZ10529POCT SCOTTSDALE		1			1
Troy Center for Rehabilitation & Nursing		1			1
CAN COMMUNITY HEALTH LLC		1			1
VA COMMUNITY BASED CLINIC - LAKE CITY			1	100%	1
ALLIED PEDIATRICS & FAMILY MEDICINE			1	100%	1
Carrollton Manor Inc		1			1
WEILL CORNELL MEDICAL ASSOCIATES - EAST SIDE		1			1
URGENT TEAM MANAGEMENT OF TENNESSEE, L			1	100%	1
CLEMENT MANOR HEALTH CENTER		1			1
Niles Nursing and Rehab. Center		1			1
SUSAN F WILLIAMS MD PA			1	100%	1
CSL PLASMA LAB			1	100%	1
Ravenwood Speciality Care		1			1
SUPREME MEDICAL GROUP PLLC			1	100%	1
PROGENESIS INC			1	100%	1
FRIO REGIONAL PRIMARY CARE AND URGENT CARE CLINIC			1	100%	1
WAYNE COUNTY PUBLIC HEALTH		1			1
Dexter Health Care		1			1
CENTRAL ALABAMA HEALTH CARE SYSTEM			1	100%	1
GATEWAY LABORATORIES		1			1
RELiance HOME HEALTH CARE INC		1			1

# COVID-19: testing by laboratory

Data through Mar 26, 2021 verified as of Mar 27, 2021 at 09:25 AM

Data in this report are provisional and subject to change.

The numbers in the table below represent the number of Florida and non-Florida residents for whom test results were received by the Department of Health. A person can be tested by more than one laboratory and can have both positive and negative results. **Therefore, the sum of the numbers in each column will be larger than the total number of people tested.**

Reporting lab	Inconclusive	Negative	Positive	Percent positive	Total
KNAPP MEDICAL GROUP			1	100%	1
Douglas County Health Center		1			1
Spring Gate Rehab and Healthcare Center		1			1
Belvoir Woods Health Care Center at The Fairfax		1			1
VA Ann Arbor HCS		1			1
Manassas Health & Rehab			1	100%	1
DAVENPORT DIALYSIS CENTER		1			1
BEAUMONT REFERENCE LABORATORY			1	100%	1
PCG MOLECULAR			1	100%	1
Valley Center (WV)			1	100%	1
CATERPILLAR INC - MIAMI DISTRIBUTION CENTER			1	100%	1
Heritage Inn Health and Rehabilitation		1			1
WINDMOOR HEALTHCARE			1	100%	1
ST LUKES SURGICAL AT THE VILLAGES INC			1	100%	1
SOUTHWEST REGIONAL PCR LABORATORY			1	100%	1
MEDICAL CITY DENTON			1	100%	1
Allen Health and Rehabilitation		1			1
LAURELS OF NORWORTH		1			1
Kroger 419 - The Little Clinic Farmington/Exeter		1			1
HIBISCUS COURT			1	100%	1
ASPIRUS WAUSAU HOSPITAL			1	100%	1
FAMILY MEDICINE AT KISSIMMEE		1			1
Kroger 698 - The Little Clinic 14th Street/Bell		1			1
SAN JOSE CLINIC		1			1
Kroger 907 - The Little Clinic Holland		1			1
HAWKEYE CARE CENTER DUBUQUE		1			1
WATERTOWN URGENT CARE		1			1
ORMOND MEDICAL ARTS FAMILY PRACTICE PL			1	100%	1
VELOCITY URGENT CARE - LITTLE CREEK			1	100%	1
LAKE LURE HEALTH CENTER			1	100%	1
EAST COAST INSTITUTE FOR RESEARCH LLC			1	100%	1
STERLING HOUSE OF PORT ORANGE		1			1
PRIMARY CARE & PEDIATRICS - SHEPHERSTOWN		1			1
Pinnacle Assisted Living			1	100%	1
MCH PHYSICIANS GROUP			1	100%	1
GRAND VIEW HOSPITAL			1	100%	1
ADVANCE MD CARE			1	100%	1
WALGREENS #15369		1			1
ENZO LABS INC			1	100%	1
COLLIER BLVD HMA PHYSICIANS MANAGEMENT LLC			1	100%	1
Southwest Louisiana Veterans Home			1	100%	1
COMMUNITY			1	100%	1
ANY LAB TEST FAST CORP			1	100%	1
Walgreens #3661		1			1
CARBON HEALTH			1	100%	1
HABANA HEALTH CARE CENTER			1	100%	1



# COVID-19: testing by laboratory

Data through Mar 26, 2021 verified as of Mar 27, 2021 at 09:25 AM

Data in this report are provisional and subject to change.

The numbers in the table below represent the number of Florida and non-Florida residents for whom test results were received by the Department of Health. A person can be tested by more than one laboratory and can have both positive and negative results. **Therefore, the sum of the numbers in each column will be larger than the total number of people tested.**

Reporting lab	Inconclusive	Negative	Positive	Percent positive	Total
TRUCARE LIVING CENTERS - SELMA			1	100%	1
AAA MEDICAL TESTING			1	100%	1
SYNERGY DIALYSIS INC			1	100%	1
JACK M MATHENY II MD			1	100%	1
Urgent Care 24/7 Orlando LLC			1	100%	1
CAREHERE HUDSON BAY			1	100%	1
BAPTIST MINOR MEDICAL CENTER			1	100%	1
MEDEXPRESS URGENT CARE - RUSSELLVILLE, W MAIN ST		1			1
CHILDREN'S NATIONAL MEDICAL CENTER			1	100%	1
MEDEXPRESS URGENT CARE -HOWELL US HWY		1			1
PEDIATRIC ASSOCIATES - DORAL			1	100%	1
Sunnybrook Rehabilitation Center			1	100%	1
SHP WESTCHESTER LLC		1			1
BEST CARE COMMUNITY AND FAMILY HEALTH CENTER INC			1	100%	1
DIGNITY HEALTH GOHEALTH		1			1
SOUTH COUNTY MEDICAL CENTER			1	100%	1
Chateau Girardeau			1	100%	1
MID-FLORIDA CANCER CENTERS		1			1
ARIZA WELLNESS CARE LLC			1	100%	1
NSPIRE HEALTHCARE PLANTATION			1	100%	1
Alaska Domiciliary Care for Homeless Veterans		1			1
ASHLEY CLINICAL DIAGNOSTIC LABORATORY			1	100%	1
ROYAL PALM PEDIATRICS			1	100%	1
THE CHRIST HOSPITAL			1	100%	1
LEELANAU OPCO, LLC		1			1
EMORY DECATUR HOSPITAL - EMORY MEDICAL		1			1
Aspire Physical Recovery Center at Cahaba River		1			1
BLOOD SYSTEMS LABORATORIES			1	100%	1
TANNER CLINIC			1	100%	1
CVS M08595POCT RAYMORE		1			1
Alden North Shore			1	100%	1
Big River Nursing and Rehab		1			1
OHIO VALLEY MANOR NURSING &		1			1
SOUTHERN SPRINGS HEALTH CARE		1			1
GOOD SAMARITAN SOCIETY-FOREST CITY		1			1
OMNI HEALTHCARE URGENT CARE			1	100%	1
LAMARQUE DIALYSIS			1	100%	1
VIRGINIA UROLOGY		1			1
MD NOW URGENT CARE			1	100%	1
Kroger - KRO03500568			1	100%	1
PORTAGE MEDICAL CENTER			1	100%	1
Mason Health and Rehab		1			1
EXAC CARE CROSSVILLE		1			1
BMC MAYPORT			1	100%	1
INDIAN RIDGE		1			1
ABE'S GARDEN/PARK MANOR APARTMENTS		1			1

# COVID-19: testing by laboratory

Data through Mar 26, 2021 verified as of Mar 27, 2021 at 09:25 AM

Data in this report are provisional and subject to change.

The numbers in the table below represent the number of Florida and non-Florida residents for whom test results were received by the Department of Health. A person can be tested by more than one laboratory and can have both positive and negative results. **Therefore, the sum of the numbers in each column will be larger than the total number of people tested.**

Reporting lab	Inconclusive	Negative	Positive	Percent positive	Total
CARESOUTH HHA HOLDINGS OF VIRGINIA, LLC			1	100%	1
HARBOR OAKS GOLDEN YEARS			1	100%	1
ST JOHN'S MEDICAL CENTER, TETON VILLAGE			1	100%	1
BOCA GENERAL AND FAMILY MEDICINE		1			1
Kroger 670 - The Little Clinic Powell		1			1
FAMILY MEDICINE AT CELEBRATION		1			1
COASTAL ER IX, PHYSICIANS PREMIER			1	100%	1
THE LITTLE CLINIC, LLC			1	100%	1
POINTE MEDICAL SERVICES INC			1	100%	1
DR DAN C TRIGG MEMORIAL HOSPITAL		1			1
HEALTHCARE AND REHAB OF SANFORD			1	100%	1
SUNCOAST BEHAVIORAL HEALTH CENTER			1	100%	1
UNIVERSITY OF MIAMI HOSPITALS & CLINIC			1	100%	1
KENT		1			1
Kroger 683 - The Little Clinic Foothills Plaza		1			1
TARRANT MEDICAL ASSOCIATES			1	100%	1
SOUTHEASTERN PATHOLOGY ASSOCIATES			1	100%	1
BETHESDA HOSPITAL			1	100%	1
SANFORD HOME		1			1
AMERICAN DRUG TESTING LAB LLC			1	100%	1
ST ANTHONY'S PINELLAS CARE CLINIC			1	100%	1
BRONSON METHODIST HOSPITAL			1	100%	1
Brakeley Park Center		1			1
MERRILL GARDENS AT CHAMPIONSGATE			1	100%	1
PLEASANT RIDGE MANOR WEST		1			1
TITUS REGIONAL MEDICAL CENTER			1	100%	1
BRISTOL CHILDRENS CLINIC			1	100%	1
BLUFFTON HEALTH CENTER			1	100%	1
EXCEL URGENT CARE OF NJ			1	100%	1
BLACK SHEEP MEDICAL			1	100%	1
JOHN D. ARCHBOLD MEMORIAL HOSPITAL			1	100%	1
COSTAMED GRUPO MEDICO			1	100%	1
Florence Nursing and Rehabilitation Center		1			1
WEST BOCA MEDICAL CENTER			1	100%	1
MARTIN MEMORIAL MEDICENTER			1	100%	1
Waters of Covington		1			1
UF HEALTH THE VILLAGES			1	100%	1
RAPID MEDLAB (002MO)		1			1
Sage Bluff Health & Rehabilitation Center		1			1
St. Ann Rehabilitation and Nursing Center		1			1
KROGER 785 - THE LITTLE CLINIC DIXIE HWY		1			1
AdventHealth Care Center Zephyrhills North			1	100%	1
VA OPTOMETRY CLINIC			1	100%	1
AFTER HOURS CLINIC			1	100%	1
MY INSTADOC - HOWELL URGENT CARE		1			1
THE HEART HOSPITAL BAYLOR PLANO			1	100%	1

# COVID-19: testing by laboratory

Data through Mar 26, 2021 verified as of Mar 27, 2021 at 09:25 AM

Data in this report are provisional and subject to change.

The numbers in the table below represent the number of Florida and non-Florida residents for whom test results were received by the Department of Health. A person can be tested by more than one laboratory and can have both positive and negative results. **Therefore, the sum of the numbers in each column will be larger than the total number of people tested.**

Reporting lab	Inconclusive	Negative	Positive	Percent positive	Total
MEDEXPRESS URGENT CARE - CABOT			1	100%	1
Elderwood at Lancaster		1			1
CARE CENTER OF LAKE PLACID			1	100%	1
CVS IN6536POCT KOKOMO		1			1
Kroger 909 - The Little Clinic Hamilton			1	100%	1
PATHOLOGYT & LAB MEDICINE SERVICES			1	100%	1
TRADITIONAL MEDICINE CENTER			1	100%	1
DIXIE REGIONAL MEDICAL CENTER			1	100%	1
DIRECT PRIMARY CARE OF BURLESON			1	100%	1
REEVES COUNTY HOSPITAL DISTRICT			1	100%	1
NORTH MIAMI BEACH SURGICAL CENTER			1	100%	1
PROFESSIONAL DIALYSIS CENTER			1	100%	1
Glenview Terrace Nursing Center		1			1
AHC Dyersburg		1			1
BRIGHAM YOUNG UNIV STUDENT HEALTH CTR			1	100%	1
Terrace Glen Village		1			1
MOBILE HEALTH MEDICAL SERVICES PC		1			1
CHATEAU TERREBONNE HEALTH CARE		1			1
HIGHLANDS CLINICAL LABORATORY			1	100%	1
Villages of St.Peters		1			1
PACE UNIVERSITY HEALTH CARE		1			1
CALIFORNIA PUBLIC HEALTH LABORATORY			1	100%	1
Lakeland Nursing and Rehabilitation Center LLC		1			1
RIVERSIDE COUNTY PUBLIC HEALTH LABORATORY			1	100%	1
GREATER TAMPA AT HOME			1	100%	1
SPECIALTY MOLECULAR - DENVER			1	100%	1
The Carrington		1			1
CLINICAL PATHOLOGY LABORATORIES SOUTHEAST INC			1	100%	1
MOSOLF PEDIATRICS PA			1	100%	1
HOLY CITY MED URGENT CARE			1	100%	1
GILBERT MEDICAL GROUP			1	100%	1
Westminster Canterbury Richmond		1			1
ACCESS FAMILY CARE LLC			1	100%	1
CVS IN6555POCT BROWNSBURG		1			1
USF PHYSICIANS GROUP			1	100%	1
NHLS			1	100%	1
THE BRENNITY AT TRADITION			1	100%	1
CARE CONNECTIONS AT HOME LLC			1	100%	1
BAYSHORE DIALYSIS			1	100%	1
CACERES SPECIALIZED GYNECOLOGY		1			1
MEDCARE-GARNERS FERRY			1	100%	1
Elm Crest Senior Living Community		1			1
HEARTLAND REGIONAL MEDICAL CENTER		1			1
Kroger 444 - The Little Clinic Dent		1			1
PALM COAST DRAW STATION/AMERICAN HEALTH ASSOCIATES		1			1
PEDIATRIC PARTNERS OF ZEPHYRHILLS PA			1	100%	1

# COVID-19: testing by laboratory

Data through Mar 26, 2021 verified as of Mar 27, 2021 at 09:25 AM

Data in this report are provisional and subject to change.

The numbers in the table below represent the number of Florida and non-Florida residents for whom test results were received by the Department of Health. A person can be tested by more than one laboratory and can have both positive and negative results. **Therefore, the sum of the numbers in each column will be larger than the total number of people tested.**

Reporting lab	Inconclusive	Negative	Positive	Percent positive	Total
LABONE		1			1
Ladera Center		1			1
OXY-GENLAB			1	100%	1
LAB PLUS, LLC AT ASCENSION SAINT THOMA		1			1
LAKE REGIONAL HEALTH			1	100%	1
1ST CHOICE URGENT CARE CENTER LLC			1	100%	1
Wilkes-Barre VAMC		1			1
PUBLIX PHARMACY #1122		1			1
HOME AIDE SVC OF EASTERN NY INC D/B/A		1			1
UT HEALTH RGV CLINICAL LABORATORY			1	100%	1
WVU MEDICINE AT SUNCREST TOWNE CENTRE			1	100%	1
MINUTE CLINIC DIAGNOSTICS OF IN, LLC #6252		1			1
GOLDING-GRANADO MEDICAL ASSOCIATES		1			1
Sharon Care Center			1	100%	1
WATERBURY HOSPITAL REFERENCE LAB			1	100%	1
Schenectady Center for Rehabilitation & Nursing		1			1
HEALTH FIRST HOME CARE		1			1
URGENT CARE OF KANSAS CITY			1	100%	1
EAST TENNESSEE STATE UNIVERSITY		1			1
LP ELIZABETHTON		1			1
COMMUNITY HOSPITALS INDIANAPOLIS			1	100%	1
Schoenbrunn Healthcare		1			1
BAYCARE OUTREACH LAB AT NEW TAMPA			1	100%	1
CVS CT2210POCT RIVERSIDE		1			1
NORTH SHORE MEDICAL CENTER - SALEM HOSPITAL			1	100%	1
ORCHARD PARK HEALTH CARE AND REHABILITATION CENTER		1			1
HIDALGO FAMILY CLINIC			1	100%	1
REGENTS PARK OF JACKSONVILLE			1	100%	1
PHYSICIANS IMMEDIATE CARE			1	100%	1
BRIAN C GRINER MD LLC			1	100%	1
DAVITA DIALYSIS-NORTH			1	100%	1
URGENT CARE CENTER OF PORT ORANGE LLC			1	100%	1
Kroger 682 - The Little Clinic Combs and Gantzel		1			1
Kroger 500 - The Little Clinic Speedway		1			1
VCU HEALTH SYSTEM AUTHORITY - MCV HOSPITALS			1	100%	1
SMITH KLINE			1	100%	1
ANY LAB TEST NOW JACKSONVILLE		1			1
OCCUPATIONAL HEALTH CENTER		1			1
FLORHAM PARK ENDOSCOPY CENTER		1			1
MIDWEST COVENANT HOME, INC		1			1
CVS MA915POCT BEVERLY			1	100%	1
DR PHILLIPS CENTER FOR WELLNESS		1			1
ENCOMPASS HEALTH HOME HEALTH		1			1
EILEEN TURBESSI MD PA		1			1
BAYLOR SCOTT AND WHITE MEDICAL CENTER -CENTENTENNIAL			1	100%	1
PEACE OF MIND REHAB CENTER		1			1

# COVID-19: testing by laboratory

Data through Mar 26, 2021 verified as of Mar 27, 2021 at 09:25 AM

Data in this report are provisional and subject to change.

The numbers in the table below represent the number of Florida and non-Florida residents for whom test results were received by the Department of Health. A person can be tested by more than one laboratory and can have both positive and negative results. **Therefore, the sum of the numbers in each column will be larger than the total number of people tested.**

Reporting lab	Inconclusive	Negative	Positive	Percent positive	Total
WY RETIREMENT CENTER		1			1
The Pines at Poughkeepsie Center for Nursing and Rehabilitation		1			1
CENTRAL FLORIDA ADULT MEDICINE		1			1
Shelbyville Manor		1			1
CENTRAL FL INTERNAL MEDICINE ASSOCIATES LLC		1			1
EVERGREEN NURSING HOME		1			1
LEHIGH REGIONAL WOUND CENTER			1	100%	1
KAISER PERMANENTE REGIONAL REFERENCE LABORATORY		1			1
FRANKLIN CBOC			1	100%	1
FLORIDA SOUTHERN COLLEGE			1	100%	1
VALLEY HOSPITAL MEDICAL CENTER		1			1
LAKE MARY DIALYSIS			1	100%	1
Good Samaritan Society - Mountian Lake		1			1
SHANNON MEDICAL CENTER			1	100%	1
SUMMIT COUNTY PUBLIC HEALTH DEPARTMENT			1	100%	1
CVS NV9586POCT RENO		1			1
KENDALL PEDIATRICS PARTNERS LLC			1	100%	1
NEVADA RURAL HOUSING AUTHORITY			1	100%	1
Pontotoc Health and Rehab		1			1
ANMED HEALTH MEDICAL CENTER			1	100%	1
HILLSBORO MEDICAL CENTER MAIN LABORATO		1			1
PURECARE PHARMACY		1			1
Mercy Manor Transition Center			1	100%	1
RIDGE OPTUM FLORIDA			1	100%	1
RINGLING HEALTH CENTER			1	100%	1
CARESOUTH HHA HOLDINGS OF THE TREASURE COAST LLC			1	100%	1
ST.ELIZABETH HEALTH CENTER	1				1
Northern Nevada State Veterans Home		1			1
ADVENTHEALTH MEDICAL GROUP SENIOR HEALTH AT			1	100%	1
LUMICO LIFE INSURANCE COMPANY		1			1
VA Tennessee Valley HCS-Nashville Campus			1	100%	1
UNIVERISTY HOSPITAL			1	100%	1
DIAGNOSTIC GROUP INTEGRATED HEALTHCARE			1	100%	1
PHOEBE PUTNEY MEMORIAL HOSPITAL		1			1
EVENTIDE LUTHERAN HOME		1			1
ACCESS TOTAL CARE - PORTLAND			1	100%	1
BAY AREA HOSPITAL LAB & HST		1			1
WALGREENS #10854		1			1
SV MOBILE HEALTH			1	100%	1
LAKE COMMUNITY ACTION AGENCY		1			1
MEMORIAL HOSPITAL MIRAMAR WAIVED TESTING			1	100%	1
CENTRAL FLORIDA HOSPITALIST			1	100%	1
ORMOND BEACH DIALYSIS			1	100%	1
CVS TX1057POCT SAN ANTONIO		1			1
IVAN, MAYA			1	100%	1
CAROMONT HEALTH			1	100%	1

# COVID-19: testing by laboratory

Data through Mar 26, 2021 verified as of Mar 27, 2021 at 09:25 AM

Data in this report are provisional and subject to change.

The numbers in the table below represent the number of Florida and non-Florida residents for whom test results were received by the Department of Health. A person can be tested by more than one laboratory and can have both positive and negative results. **Therefore, the sum of the numbers in each column will be larger than the total number of people tested.**

Reporting lab	Inconclusive	Negative	Positive	Percent positive	Total
HENRICO DOCTOR'S LABORATORY			1	100%	1
BOTTINEAU GOOD SAMARITAN CENTER		1			1
ENT & ALLERGY ASSOCIATES, LLP - SLEEPY HOLLOW (ABBOTT)		1			1
CHRISTIANA HOSPITAL		1			1
PALM BEACH COUNTY HEALTH DEPT.			1	100%	1
LAKELAND MEDICAL CENTER			1	100%	1
ARKANSAS PUBLIC HEALTH LABORATORY		1			1
GREATER MIAMI DIALYSIS			1	100%	1
UT MD ANDERSON CANCER CENTER-TUMOR MARKER LAB			1	100%	1
DUKE UNIVERSITY POINT OF CARE TESTING PROGRAM			1	100%	1
WALGREENS #10264		1			1
WINTER GARDEN CHILDREN'S HEALTH CENTERS			1	100%	1
MEMORIAL HERMANN MEDICAL GROUP-ATASCOCITA PEDS			1	100%	1
BALLAD HEALTH MEDICAL ASSOCIATES URGENT CARE			1	100%	1
INDIAN RIVER CLINICAL LABORATORY, INC.		1			1
MAGGY PHARMACY INC		1			1
SOUTH FLORIDA URGENT CARE CENTERS, LLC			1	100%	1
CENTRAL FLORIDA MEDICAL CARE			1	100%	1
Birmingham Nursing & Rehab Center		1			1
PALMETTO LANDING			1	100%	1
HAWAII DEPARTMENT OF HEALTH LAB			1	100%	1
RYE BEACH PHARMACY INC		1			1
SPARTA HEALTH & REHAB		1			1
PASTEUR MEDICAL HIALEAH GARDEN LLC			1	100%	1
FLORIDA DEPARTMENT OF HEALTH PALM BEACH COUNTY			1	100%	1
ADVANCED INDIVIDUALIZED MEDICINE OF NAPLES			1	100%	1
WALKIN MEDICAL URGENT CARE,NEW CITY			1	100%	1
NORTHERN KENTUCKY HEALTH DEPARTMENT			1	100%	1
Peninsula Nursing and Rehabilitation Center		1			1
PALOMAR MEDICAL CENTER			1	100%	1
ST FRANCIS COLLEGE WELLNESS CENTER		1			1
METRO HEALTH HOSPITAL LABORATORY		1			1
ACUPATH LABORATORIES INC			1	100%	1
WALGREENS #10308		1			1
MAIN STREET PHARMACY OF MARCELLUS, INC		1			1
DEPT OF VA MEDICAL CENTER - MIAMI			1	100%	1
FINLAY MEDICAL RESEARCH CORP			1	100%	1
NEW MILFORD HOSPITAL			1	100%	1
SALEM HOSPITAL REGIONAL LABORATORY		1			1
COVE AT THE MARBELLA,THE			1	100%	1
BAPTIST EMERGENCY HOSPITAL - KELLY			1	100%	1
LAKEVIEW REGIONAL HOSPITAL			1	100%	1
AMD			1	100%	1
STUDENT HEALTH CENTER			1	100%	1
OPTUM OF HIALEAH		1			1
SAINT PETE MRI			1	100%	1

# COVID-19: testing by laboratory

Data through Mar 26, 2021 verified as of Mar 27, 2021 at 09:25 AM

Data in this report are provisional and subject to change.

The numbers in the table below represent the number of Florida and non-Florida residents for whom test results were received by the Department of Health. A person can be tested by more than one laboratory and can have both positive and negative results. **Therefore, the sum of the numbers in each column will be larger than the total number of people tested.**

Reporting lab	Inconclusive	Negative	Positive	Percent positive	Total
Kroger 894 - The Little Clinic NEC		1			1
MEDICAL SPECIALISTS OF THE PALM BEACHES INC			1	100%	1
AVALON MEDICAL GROUP			1	100%	1
BRADENTON CONVENTION CENTER□			1	100%	1
ALIMETRIX INC		1			1
RIVERVIEW HOSPITAL D/B/A UNIVERSITY		1			1
CHAMBREL AT PINECASTLE			1	100%	1
Alden Lincoln Park			1	100%	1
ISLANDS ASSISTED LIVING FACILITY,THE			1	100%	1
ASHLEY PEDIATRICS DAY AND NIGHT CLINIC			1	100%	1
BAPTIST HEALTH FLOYD			1	100%	1
Parkview Care Center			1	100%	1
MIAMI VASCULAR SURGERY			1	100%	1
INLET CONCIERGE MEDICINE			1	100%	1
ADVENTHEALTH IMAGING WINTERGARDEN		1			1
LAREDO EMERGENCY ROOM			1	100%	1
SOUTH TEXAS HEALTH SYSTEM ER - WARE ROAD			1	100%	1
Kroger 350 - The Little Clinic New Cut Road		1			1
NEMOURS CHILDREN'S PRIMARY CARE, ST CLOUD			1	100%	1
STVHCS - Dental Outpatient Clinic		1			1
LOPEZ		1			1
Kroger 717 - The Little Clinic Dolphin Drive			1	100%	1
BAPTIST HEALTH SURGERY CENTER			1	100%	1
PANCARE HEALTH - CARR ELEM & MIDDLE SCHOOL			1	100%	1
ORLANDO HEALTH MEDICAL GROUP			1	100%	1
WW Chem Auto SS			1	100%	1
PEDIATRIC SPECIALTY CLINIC COLLIER			1	100%	1
CONTINENTAL HOME HEALTH CARE INC			1	100%	1
Kroger 767 - The Little Clinic Beaumont		1			1
TITUSVILLE REHABILITATION AND NURSING CENTER		1			1
HALIFAX HEALTH PRIMARY CARE			1	100%	1
MARTIN ARMY COMMUNITY HOSPITAL			1	100%	1
CVS TX3702POCT KATY		1			1
CARENOW MIDTOWN			1	100%	1
SALUDA NURSING CENTER		1			1
TFH HOME HEALTH INC			1	100%	1
MINUTE CLINIC DIAGNOSTIC PA			1	100%	1
LAKE WALES DIALYSIS CENTER			1	100%	1
LabCorp L#09258295 M#09258285			1	100%	1
UNIVERSITY URGENT CARE			1	100%	1
Gulf Coast health and Rehabilitation, LLC		1			1
PRISMA HEALTH TUOMEY LABORATORY			1	100%	1
WEST PALM BEACH PHARMACEUTICALS LLC			1	100%	1
15 TO KNOW			1	100%	1
Country View of Sunbury			1	100%	1
MEMORIAL MEDICAL CENTER			1	100%	1

# COVID-19: testing by laboratory

Data through Mar 26, 2021 verified as of Mar 27, 2021 at 09:25 AM

Data in this report are provisional and subject to change.

The numbers in the table below represent the number of Florida and non-Florida residents for whom test results were received by the Department of Health. A person can be tested by more than one laboratory and can have both positive and negative results. **Therefore, the sum of the numbers in each column will be larger than the total number of people tested.**

Reporting lab	Inconclusive	Negative	Positive	Percent positive	Total
EPIC CARE PHARMACY		1			1
THEDACARE FAMILY MEDICINE GATEWAY			1	100%	1
YOUR HEALTH PEDIATRICS INC			1	100%	1
IZ MEDICAL		1			1
MISSISSIPPI VALLEY REGIONAL BLOOD CENTER			1	100%	1
LIBERTY URGENT CARE			1	100%	1
CARENOW URGENT CARE - SPRING			1	100%	1
SOLARIS HEALTHCARE PLANT CITY		1			1
MEDICAL CITY NORTH HILLS			1	100%	1
HEALTH AND HOPE CLINIC INC			1	100%	1
CARESTAT HOSPICE SERVICES			1	100%	1
ALLEGANY COUNTY DEPARTMENT OF HEALTH		1			1
TAYLOR COUNTY HEALTH DEPARTMENT			1	100%	1
CVS IL7142POCT LOCKPORT		1			1
COURTLAND TERRACE		1			1
NORTH COUNTY MEDICAL LAB			1	100%	1
NORTH BROWARD MEDICAL CENTER			1	100%	1
PAMC MICRO LAB			1	100%	1
ALL CHILDRENS PEDIATRIC CLINIC			1	100%	1
BROOKS REHAB			1	100%	1
Lenbrook		1			1
HAYS CLINICAL LAB			1	100%	1
LOURDES URGENT CARE			1	100%	1
UF HEALTH - WILDLIGHT			1	100%	1
THE EMORY CLINIC			1	100%	1
CENTRAL FLA PEDIATRIC URGENT CARE LLC		1			1
KROGER 915 - THE LITTLE CLINIC ANDERSON			1	100%	1
Highland Pines Health and Rehab		1			1
Walgreens #12153		1			1
GATEWAY HEALTHCARE, PC			1	100%	1
AURORA CONSOLIDATED LABORATORY			1	100%	1
The Center at Centennial			1	100%	1
FORT MYERS NORTH DIALYSIS		1			1
Kroger 705 - The Little Clinic Richmond		1			1
UMASS MEMORIAL/MARLBORO HOSPITAL			1	100%	1
PHOEBE SUMTER MEDICAL CENTER LABORATORY		1			1
Hillside Manor Rehabilitation and Extended Care Center		1			1
CSI LABORATORIES FLORIDA			1	100%	1
PULMONARY MEDICINE		1			1
A.G. Rhodes		1			1
SALEM VAMC		1			1
ASSOCIATESMD			1	100%	1
THE CLINIC ON SIXTH			1	100%	1
PHYSICIANS LAB INC			1	100%	1
FLORIDA CLINICAL LABORATORY INC DBA			1	100%	1
MEDEXPRESS URGENT CARE CHICOPEE			1	100%	1



# COVID-19: testing by laboratory

Data through Mar 26, 2021 verified as of Mar 27, 2021 at 09:25 AM

Data in this report are provisional and subject to change.

The numbers in the table below represent the number of Florida and non-Florida residents for whom test results were received by the Department of Health. A person can be tested by more than one laboratory and can have both positive and negative results. **Therefore, the sum of the numbers in each column will be larger than the total number of people tested.**

Reporting lab	Inconclusive	Negative	Positive	Percent positive	Total
PM PEDIATRICS PC			1	100%	1
LOUIS A JOHNSON VAMC		1			1
FLAGLER COUNTY BOARD OF COUNTY COMMISSIONERS			1	100%	1
MIL LAKE HEALTHCARE CENTER INC PEDIATRICS			1	100%	1
SUMMIT HEALTHCARE REGIONAL MEDICAL		1			1
Kroger 49 - The Little Clinic Wichita - 21st St.			1	100%	1
LABTEST LLC LABTEST DIAGNOSTICS			1	100%	1
HERNANDO COUNTY HEALTH DEPT			1	100%	1
COUNTRYSIDE PEDIATRIC CARE PA			1	100%	1
ROBERT TAYLOR COMMUNITY COMPLEX			1	100%	1
Good Samaritan Society		1			1
JOHNSON & JOHNSON VISION CARE-VISTAKON			1	100%	1
CVS IL5797POCT CAROL STREAM		1			1
STEPHENS COUNTY HOSPITAL			1	100%	1
SOUTHERN WINDS			1	100%	1
BRANDON OUTREACH CLINIC			1	100%	1
PALMETTO BAY MEDICAL CENTER			1	100%	1
LIFELINK TRANSPLANT INSTITUTE LAB			1	100%	1
FLORIDA CLINICAL RESEARCH CENTER, LLC			1	100%	1
CORPUS CHRISTI MEDICAL CENTER			1	100%	1
Kroger - KRO62000426			1	100%	1
FLORIDA HEALTH CARE MEDICAL GROUP		1			1
INTERNAL MEDICINE GROUP OF CENTRAL FLORIDA			1	100%	1
HEALTHPARTNERS HUDSON CLINIC			1	100%	1
MEDEXPRESS URGENT CARE - HADLEY		1			1
Acts Manor House		1			1
VA WNYHCS - Buffalo Division			1	100%	1
STONECREST MEDICAL CENTER		1			1
BUFFALO VAMC			1	100%	1
UABC			1	100%	1
CHOTA COMMUNITY HEALTH SERVICES		1			1
CLEVELAND CLINIC OHIO LABORATORIES			1	100%	1
NORTH PALM BEACH DIALYSIS CENTER			1	100%	1
NHC HealthCare St. Charles		1			1
REGIONAL MEDICAL LABORATORY			1	100%	1
DEACONESS URGENT CARE CENTER			1	100%	1
ORLANDO PHYSICIAN NETWORK		1			1
ST LUKE LUTHERAN HOME		1			1
ASCENSION ST VINCENT'S - WESTSIDE			1	100%	1
CROZER-CHESTER MEDICAL CENTER			1	100%	1
CVS CT692POCT NORTH HAVEN		1			1
Bay View Nursing and Rehabilitation Center			1	100%	1
FAIRHAVEN		1			1
ULTIMATE ANALYSIS LABORATORY			1	100%	1
MEDCOR CORPORATE CLINIC			1	100%	1
OKLAHOMA BLOOD INSTITUTE			1	100%	1

# COVID-19: testing by laboratory

Data through Mar 26, 2021 verified as of Mar 27, 2021 at 09:25 AM

Data in this report are provisional and subject to change.

The numbers in the table below represent the number of Florida and non-Florida residents for whom test results were received by the Department of Health. A person can be tested by more than one laboratory and can have both positive and negative results. **Therefore, the sum of the numbers in each column will be larger than the total number of people tested.**

Reporting lab	Inconclusive	Negative	Positive	Percent positive	Total
SUNCOAST FAMILY MEDICAL ASSOCIATES			1	100%	1
SELF REGIONAL HEALTHCARE			1	100%	1
CVS LA1116POCT BATON ROUGE		1			1
VISTA DEL SOL MED ASSOC		1			1
PATHOLOGY		1			1
JAX FAMILY CARE		1			1
Bivins Pointe			1	100%	1
NORTHWEST TEXAS HEALTHCARE SYSTEM,INC			1	100%	1
WELLOW URGENT CARE-OSWEGO			1	100%	1
UNIVERSITY OF FLORIDA			1	100%	1
OPTIMAL MEDICINE INC		1			1
EASTSIDE URGENT CARE			1	100%	1
EDGAR PRICE FAMILY & CHILDREN HEALTHCARE CENTER			1	100%	1
DW MCMILLAN MEMORIAL HOSPITAL LABORATORY			1	100%	1
ADVANCED CARDIOVASCULAR DIAGNOSTICS OF FL			1	100%	1
EASTSIDE MEDICAL CLINIC		1			1
COMMONWEALTH OF VIRGINIA DIVISION OF CONSOLIDATED LABORATORY SERVICES			1	100%	1
RAMBAM URGENT CARE			1	100%	1
ST JOHN'S HOME CARE			1	100%	1
Carington Park			1	100%	1
CONCENTRA - TAMPA EAST		1			1
PHYSICIANS PRIMARY CARE LEHIGH PEDS			1	100%	1
EXCEPTIONAL EMERGENCY CENTER			1	100%	1
ST CATHERINE HOSPITAL LABORATORY			1	100%	1
CVS AZ3264POCT PHOENIX			1	100%	1
SUPERKIDS PEDIATRICS			1	100%	1
MEDEXPRESS URGENT CARE-VINLAND SOUTH			1	100%	1
NF Escambia, LLC DBA Olive BranchHealth and Rehabilitaion Center			1	100%	1
WOODHILLS LABS			1	100%	1
CORDOVA FAMILY PRACTICE			1	100%	1
BLAKE AT PENSACOLA OPERATION CO, LLC, THE			1	100%	1
NEMOURS CHILDREN HOSPITAL			1	100%	1
BAPTIST MEDICAL PLAZA AT WESTCHESTER			1	100%	1
SPEARE MEMORIAL HOSPITAL			1	100%	1
WELLSTAR ATLANTA MEDICAL CENTER LABORA		1			1
MOUNT SINAI COMPREHENSIVE CANCER CENTER			1	100%	1
CVS AZ9277POCT TUCSON		1			1
Springdale Village		1			1
BRUNSWICK HEALTH AND REHABILITATION CE		1			1
Chestnut Ridge Nursing & Rehab		1			1
BELLMORE PEDIATRICS		1			1
BL DIAGNOSTICS LLC			1	100%	1
LYSTER MAIN LAB, FT RUCKER		1			1
Signature Healthcare of Georgetown		1			1
TENNOVA ER - SANGO			1	100%	1
BNJ		1			1

# COVID-19: testing by laboratory

Data through Mar 26, 2021 verified as of Mar 27, 2021 at 09:25 AM

Data in this report are provisional and subject to change.

The numbers in the table below represent the number of Florida and non-Florida residents for whom test results were received by the Department of Health. A person can be tested by more than one laboratory and can have both positive and negative results. **Therefore, the sum of the numbers in each column will be larger than the total number of people tested.**

Reporting lab	Inconclusive	Negative	Positive	Percent positive	Total
Princeton Place			1	100%	1
PARK AVENUE PEDIATRICS PC		1			1
MEDEXPRESS URGENT CARE - DERBY N ROCK		1			1
HIGHLAND PARK LAKEWOOD PRESTON HOLLOW			1	100%	1
CARENOW URGENT CARE - ANTIOCH		1			1
OCEAN MEDICAL CENTER		1			1
LAKEWOOD RANCH MEDICAL GROUP LLC			1	100%	1
SANTA BARABARA ALF LLC (THE WINDSOR)			1	100%	1
TREEHOUSE PEDIATRICS			1	100%	1
WALGREENS_CHICAGO		1			1
PRIMEX CLINICAL LABORATORIES INC			1	100%	1
LAKE MARY OPTUM FLORIDA			1	100%	1
LOWER KEYS COMMUNITY HEALTH CENTER			1	100%	1
FLORIDA HOSPITAL LAB			1	100%	1
Florida Baptist Retirement Center		1			1
DR BAWA AND ASSOCIATES			1	100%	1
Kroger 518 - The Little Clinic Hermitage		1			1
UFHEALTH			1	100%	1
ABSOLUTE QUICK CARE			1	100%	1
CURELOGICS WOUND CARE & HYPERBARIC CENTER		1			1
LAKESIDE MEDICAL CENTER		1			1
LAS PALMAS MEDICAL CENTER			1	100%	1
BOULDER COMMUNITY HOSPITAL			1	100%	1
SUNRISE CLINIC SANTA ROSA		1			1
CVS AZ69POCT PEORIA		1			1
ATHENA PLASTIC SURGERY		1			1
HUGH CHATHAM FAMILY MEDICINE INDEPENDENCE		1			1
WEST CARVER MEDICAL ASSOCIATES		1			1
Community Care Center of Heritage House, LLC			1	100%	1
MORSELIFE HOME CARE INC			1	100%	1
Rehab Select of Talladega		1			1
SANTA ROSA PEDIATRICS			1	100%	1
INTEGRIS SEMINOLE EMERGENCY DEPT			1	100%	1
LABORATORIO BUENA SALUD			1	100%	1
OHSU LABORATORY SERVICES		1			1
PREMIUM HOME HEALTH CARE INC			1	100%	1
DSI LABORATORIES-NAPLES-7TH			1	100%	1
BLACKBERRY CENTER, THE		1			1
ABRAZO WEST CAMPUS			1	100%	1
WILLOWBROOKE CT AT LIMA ESTATES		1			1
PROMUS DIAGNOSTICS, LLC			1	100%	1
RED BUG LAKE ROAD OVIEDO COVID			1	100%	1
ISLAND NURSING HOME			1	100%	1
MEMORIAL HEALTH UNIVERSITY MEDICAL		1			1
THE TOLEDO HOSPITAL			1	100%	1
WEST BOYNTON DIALYSIS			1	100%	1

# COVID-19: testing by laboratory

Data through Mar 26, 2021 verified as of Mar 27, 2021 at 09:25 AM

Data in this report are provisional and subject to change.

The numbers in the table below represent the number of Florida and non-Florida residents for whom test results were received by the Department of Health. A person can be tested by more than one laboratory and can have both positive and negative results. **Therefore, the sum of the numbers in each column will be larger than the total number of people tested.**

Reporting lab	Inconclusive	Negative	Positive	Percent positive	Total
NORTH SHORE HEMATOLOGY-ONCOLOGY ASSOCIATES PC		1			1
NORTH PALM CHIDRENS PHYSICIANS			1	100%	1
SPECTRUM LABORATORY			1	100%	1
MEDEXPRESS URGENT CARE - WESTFIELD, E MAIN ST			1	100%	1
EASTGENE LABORATORIES		1			1
JMJ FAMILY PRACTICE			1	100%	1
Hawthorne House		1			1
Chateau Living Center			1	100%	1
CVS HEALTH, #5962		1			1
CAROLINAS HEALTHCARE SYSTEM LAB			1	100%	1
Casa Real Center		1			1
MEDCOR, INC			1	100%	1
METROPOLITAN			1	100%	1
MEDEXPRESS NORTHSIDE			1	100%	1
Mayfair Village Nursing Care Center		1			1
DAYTONA BEACH CENTRA CARE			1	100%	1
Harbert Hills Academy Nursing Home		1			1
SHRIVERS PHARMACY AND WELLNESS CENTER			1	100%	1
ARISTACARE AT MANCHESTER		1			1
TOXUSALABS DBA CONNECTDX LABS		1			1
Altenheim Senior Living		1			1
CASA DE ORO CARE AND REHABILITATION CE		1			1
HARDEE COUNTY FIRE RESCUE		1			1
LEESBURG DIALYSIS CENTER		1			1
Brown Memorial Home		1			1
Walgreens #5914		1			1
Kroger 569 - The Little Clinic Gallatin		1			1
ANDREWS INSTITUTE AMBULATORY SURGERY CENTER		1			1
STANDIFER PLACE		1			1
ORMOND PEDIATRICS PA			1	100%	1
OCALA RKC EAST HEMO #1			1	100%	1
ARBOR DIAGNOSTICS, INC		1			1
WESTCHESTER MEDICAL CENTER ADVANCED		1			1
JOHN PETER SMITH HOSPITAL- OB TRIAGE			1	100%	1
MEMORIAL SATILLA HEALTH			1	100%	1
BROOKDALE FORT WALTON BEACH			1	100%	1
HOSPICE OF MARION COUNTY INC			1	100%	1
Kroger 618 - The Little Clinic Trail Creek Village		1			1
ASHLEY PEDIATRICS DAY & NIGHT CLINIC			1	100%	1
SEVEN HILLS HEALTHCARE GROUP LLC DBA		1			1
PATHOLOGY ASSOCIATES			1	100%	1
FIT4LIFE MEDICAL CENTER			1	100%	1
LANTANA HC LAB			1	100%	1
MERCYONE DES MOINES MEDICAL CENTER			1	100%	1
MINUTECLINIC DIAGNOSTIC OF NH, LLC (CL		1			1
MAYO MEDICAL LABORATORIES			1	100%	1

# COVID-19: testing by laboratory

Data through Mar 26, 2021 verified as of Mar 27, 2021 at 09:25 AM

Data in this report are provisional and subject to change.

The numbers in the table below represent the number of Florida and non-Florida residents for whom test results were received by the Department of Health. A person can be tested by more than one laboratory and can have both positive and negative results. **Therefore, the sum of the numbers in each column will be larger than the total number of people tested.**

Reporting lab	Inconclusive	Negative	Positive	Percent positive	Total
IMMY LABS			1	100%	1
Kroger 086 - The Little Clinic Broomfield-Sheridan		1			1
ALTAMONTE SPRINGS WALK IN MED CENTER			1	100%	1
CARING PROFESSIONAL HEALTH CARE LLC		1			1
URGENTMED PLANTATION			1	100%	1
ASCARATE DIALYSIS			1	100%	1
MEDICAL CENTER AFFILIATES PALM SPRINGS			1	100%	1
PRACTITIONERS IN MOTION			1	100%	1
C V S / PHARMACY #4396		1			1
KENNEDY BOULEVARD DIALYSIS			1	100%	1
PRIMARY CARE GROUP LLC		1			1
HALE KUPUNA HERITAGE HOME		1			1
CVS NC6633POCT FAYETTEVILLE		1			1
MEDEXPRESS URGENT CARE - UNIONTOWN		1			1
ALBANNA PEDIATRICS CENTER			1	100%	1
MEDICAL ARTS LABORATORY			1	100%	1
HARMONY HEALTHCARE ORLANDO INC		1			1
Kroger 97 - The Little Clinic Hutchinson		1			1
SIERRA HEALTH CARE CENTER		1			1
Victoria Manor		1			1
PLANT CITY FAMILY CARE		1			1
LITTLE COMPANY OF MARY HOSPITAL			1	100%	1
BLANCHARD VALLEY HOSPITAL LABORATORY			1	100%	1
CVS TX7825POCT FRISCO		1			1
FLORIDA ADVANCED MEDICAL AND DERM AESTHETICS LLC			1	100%	1
Monument Health Strugis Care Center		1			1
GARDEN VIEW CARE CENTER		1			1
EXPRESS WALK IN MEDICAL CENTER			1	100%	1
SENCARE MANAGEMENT		1			1
CENTRAL JERSEY URGENT CARE OF GREEN BR		1			1
CAREFIRST URGENT CARE - BEECHMONT			1	100%	1
SYCAMORE MEDICAL CENTER-KETTERING HEALTH NETWORK			1	100%	1
ORANGE PEDIATRICS PA			1	100%	1
BRIDGES AT LIFE CARE CENTER OF OCALA, THE			1	100%	1
KINGWOOD EMERGENCY CENTER			1	100%	1
BOCA CIEGA CENTER			1	100%	1
WINDSOR MANOR			1	100%	1
ALDEN PHARMACY		1			1
Robinson Terrace Rehabilitation and Nursing Center		1			1
Garden View Care Center at Dougherty Ferry		1			1
VELOCITY URGENT CARE - REDMILL			1	100%	1
FREEPORT ER DOX URGENT CARE		1			1
FIU HEALTH CARE CENTER			1	100%	1
DOCTORS HEARING			1	100%	1
SKY RIDGE MEDICAL CENTER - MICRO			1	100%	1
Arch Plaza Nursing and Rehabilitation Center			1	100%	1

# COVID-19: testing by laboratory

Data through Mar 26, 2021 verified as of Mar 27, 2021 at 09:25 AM

Data in this report are provisional and subject to change.

The numbers in the table below represent the number of Florida and non-Florida residents for whom test results were received by the Department of Health. A person can be tested by more than one laboratory and can have both positive and negative results. **Therefore, the sum of the numbers in each column will be larger than the total number of people tested.**

Reporting lab	Inconclusive	Negative	Positive	Percent positive	Total
NHC Chattanooga			1	100%	1
OAKWOOD HOSPITAL - DEARBORN LAB			1	100%	1
ROBINSON FAMILY CLINIC PA			1	100%	1
WMC HEALTH GROUP INC			1	100%	1
ORCHARD LABORATORIES			1	100%	1
MOUNT SINAI MEDICAL CENTER OF FLORIDA INC			1	100%	1
Newton Wellesley Center for Alzheimer's Care		1			1
HARDIN HEALTH INC		1			1
INTERNAL MEDICINE ASSOCIATES		1			1
SHAMRA MEDICAL LABORATORY			1	100%	1
RIVIERA BEACH HEALTH CENTER LAB			1	100%	1
CANDLER HOSPITAL			1	100%	1
PHYSICIANS ASSOCIATES			1	100%	1
PUTNAM CO HOSPITAL-D/B/A ASBURY TOWERS		1			1
PALM SPRINGS GENERAL HOSPITAL			1	100%	1
SUN CLINICAL LABORATORIES			1	100%	1
LIFE CARE CENTER OF GWINNETT		1			1
LITTLE FALLS HOSPITAL LABORATORY		1			1
ANDERSON FAMILY MEDICINE			1	100%	1
THE NEW JEWISH HOME		1			1
El Paso Health Care Center			1	100%	1
BEAUMONT HOSPITAL			1	100%	1
ER NEAR ME HULEN		1			1
SURGERY CENTER, THE			1	100%	1
POETS WALK SARASOTA			1	100%	1
MARYLAND DEPARTMENT OF HEALTH AND MENTAL HYGIENE-LABORATORIES			1	100%	1
JACKSON MADISON CO. GEN. HOSPITAL			1	100%	1
HUNEYCUTT FAMILY PRACTICE			1	100%	1
SHANNON CLARK OD, PA			1	100%	1
FLORIDA HOME HEALTH			1	100%	1
CVS KY2332POCT GEORGETOWN			1	100%	1
CVS IL2297652CV CHICAGO		1			1
C V S / PHARMACY #833		1			1
PCR DIAGNOSTICS			1	100%	1
MICROBIOLOGY DEPARTMENT			1	100%	1
CROSS CREEK HEALTH CARE		1			1
MINUTECLINIC DIAGNOSTIC OF VIRGINIA, LLC #1980		1			1
Fairhope		1			1
CHP COVID-19 (TX)			1	100%	1
PIONEER CLINICAL RESEARCH LLC			1	100%	1
FLAGLER HOME CARE			1	100%	1
SAINT JOSEPH'S HOSPITAL AND MEDICAL CENTER		1			1
WINTER HAVEN DIALYSIS		1			1
FLORIDA FAMILY LABORATORY		1			1
WELL-KEY URGENT CARE SEVIERVILLE			1	100%	1
HUDSON REGIONAL HOSPITAL			1	100%	1

# COVID-19: testing by laboratory

Data through Mar 26, 2021 verified as of Mar 27, 2021 at 09:25 AM

Data in this report are provisional and subject to change.

The numbers in the table below represent the number of Florida and non-Florida residents for whom test results were received by the Department of Health. A person can be tested by more than one laboratory and can have both positive and negative results. **Therefore, the sum of the numbers in each column will be larger than the total number of people tested.**

Reporting lab	Inconclusive	Negative	Positive	Percent positive	Total
ACCURATE HEALTH SERVICES CORP			1	100%	1
SONORAN DESERT PATHOLOGY			1	100%	1
FASTMED URGENT CARE			1	100%	1
Seal Rock Healthcare		1			1
Alexandria Place		1			1
Eagle Point Health Care Center		1			1
ADVENTHEALTH MEDICAL GROUP OBSTETRICS AND			1	100%	1
ORDRS, INC.			1	100%	1
Maple Lane Nursing Home		1			1
MEDEXPRESS URGENT CARE - ST CLAIR, CLOVER DR.		1			1
RAPID CITY REGIONAL HOSPITAL -579 ATTN. LABORATORY		1			1
Kroger 433 - The Little Clinic Atoka		1			1
BMC/NASSAU			1	100%	1
Woodstock Nursing and Rehabilitation Center		1			1
NORTHSIDE FAMILY MEDICINE		1			1
BATESVILLE - SHERWOOD URGENT CARE			1	100%	1
CVS PHARMACY INC DBA CVS/PHARMACY # 10600		1			1
RIVERSIDE PEDIATRIC GROUP, INC		1			1
MY URGENT CARE CLINIC			1	100%	1
CHRISTIAN REST HOME ASSOC		1			1
Bethany Manor		1			1
ACCOMPLISHED HOME CARE		1			1
<b>Total</b>	<b>97,381</b>	<b>17,921,200</b>	<b>2,629,630</b>	<b>13%</b>	<b>20,648,211</b>